

GEORGIA TECH



**2013-14 MEN'S BASKETBALL
INFORMATION GUIDE**

Roster At-A-Glance

Numerical

No.	Name	Pos.	Ht.	Wt.	Cl.	Hometown (High School/College)
1	Stacey Poole, Jr.*	G/F	6-4 ½	199	Jr.	Jacksonville, Fla. (Providence HS/Kentucky)
2	Solomon Poole*	G	6-0	190	So.	Jacksonville, Fla. (North Florida Educational Institute)
3	Marcus Georges-Hunt*	F	6-5	219	So.	College Park, Ga. (North Clayton HS)
4	Robert Carter, Jr.*	F	6-8	247	So.	Thomasville, Ga. (Shiloh HS)
5	Daniel Miller***	C	6-11 ½	275	r-Sr.	Loganville, Ga. (Loganville Christian Academy)
10	Travis Jorgenson	G	6-0	177	Fr.	Columbia, Mo. (Rock Bridge HS/New Hampton School)
11	Chris Bolden*	G	6-3	216	So.	Suwanee, Ga. (North Gwinnett HS)
12	Quinton Stephens	F	6-8 ½	184	Fr.	Atlanta, Ga. (Marist School)
13	Robert Sampson	F	6-8	215	Sr.#	Atlanta, Ga. (Bullis [Md.] School/East Carolina)
14	Jason Morris***	G/F	6-5 ½	231	Sr.	Augusta, Ga. (The Hotchkiss School, Lakeville, Conn.)
23	Trae Golden	G	6-2	205	Sr.#	Powder Springs, Ga. (McEachern/Tennessee)
24	Kammeeon Holsey***	F	6-8 ½	234	r-Sr.	Sparta, Ga. (Hancock Central HS)
30	Corey Heyward	G	6-1	221	r-Fr.	Duluth, Ga. (Peachtree Ridge HS/Hargrave Military Academy)
31	Aaron Peek**	G/F	6-4	188	Jr.	Atlanta, Ga. (Benjamin E. Mays HS)
32	Brooks Doyle*	G	6-4	199	So.	Atlanta, Ga. (Marist School)
41	Colin Gurry	G	6-1	183	So.	Canton, Conn. (Canton HS)
42	Rand Rowland	F	6-6	208	Fr.	Cleveland, Ga. (White County HS)
43	Ron Wamer	G	6-2	190	So.	Dacula, Ga. (Mill Creek HS)

Alphabetical

No.	Name	Pos.	Ht.	Wt.	Cl.	Hometown (High School/College)
11	Chris Bolden*	G	6-3	216	So.	Suwanee, Ga. (North Gwinnett HS)
4	Robert Carter, Jr.*	F	6-8	247	So.	Thomasville, Ga. (Shiloh HS)
32	Brooks Doyle*	G	6-4	199	So.	Atlanta, Ga. (Marist School)
3	Marcus Georges-Hunt*	F	6-5	219	So.	College Park, Ga. (North Clayton HS)
23	Trae Golden	G	6-2	205	Sr.#	Powder Springs, Ga. (McEachern/Tennessee)
41	Colin Gurry	G	6-1	183	So.	Canton, Conn. (Canton HS)
30	Corey Heyward	G	6-1	221	r-Fr.	Duluth, Ga. (Peachtree Ridge HS/Hargrave Military Academy)
24	Kammeeon Holsey***	F	6-8 ½	234	r-Sr.	Sparta, Ga. (Hancock Central HS)
10	Travis Jorgenson	G	6-0	177	Fr.	Columbia, Mo. (Rock Bridge HS/New Hampton School)
5	Daniel Miller***	C	6-11 ½	275	r-Sr.	Loganville, Ga. (Loganville Christian Academy)
14	Jason Morris***	G/F	6-5 ½	231	Sr.	Augusta, Ga. (The Hotchkiss School, Lakeville, Conn.)
31	Aaron Peek**	G/F	6-4	188	Jr.	Atlanta, Ga. (Benjamin E. Mays HS)
2	Solomon Poole*	G	6-0	190	So.	Jacksonville, Fla. (North Florida Educational Institute)
1	Stacey Poole, Jr.*	G/F	6-4 ½	199	Jr.	Jacksonville, Fla. (Providence HS/Kentucky)
42	Rand Rowland	F	6-6	208	Fr.	Cleveland, Ga. (White County HS)
13	Robert Sampson	F	6-8	215	Sr.#	Atlanta, Ga. (Bullis [Md.] School/East Carolina)
12	Quinton Stephens	F	6-8 ½	184	Fr.	Atlanta, Ga. (Marist School)
43	Ron Wamer	G	6-2	190	So.	Dacula, Ga. (Mill Creek HS)

**denotes varsity letters earned; #must sit out 2013-14 season as a transfer*

Head Coach: Brian Gregory (Oakland, 1990), 3rd year

Assistant Coaches: Chad Dollar (Milligan, 1996), 3rd year; Josh Postorino (Dayton, 1999), 3rd year; Billy Schmidt (Wake Forest, 1992), 3rd year

Director of Player Development: Bruce Evans (Furman, 1992), 2nd year

Director of Basketball Operations: Chris Jacobs (Coe College, 1999), 10th year

Strength and Conditioning Coach: Mike Bewley (Eastern Kentucky, 1998), 3rd year

Athletic Trainer: Richard Stewart (Salisbury, 2005), 7th year

Video Coordinator: Trent Angelucci (South Carolina, 2009), 3rd year

Pronunciations

Kammeeon Holsey	KAMM-ee-on
McCamish Pavilion	Mc-CAME-ish

By Class

Freshmen:

Corey Heyward (R), Travis Jorgenson, Rand Rowland, Quinton Stephens

Sophomores:

Chris Bolden, Robert Carter, Jr., Brooks Doyle, Marcus Georges-Hunt, Colin Gurry, Solomon Poole, Ron Wamer

Juniors: Aaron Peek, Stacey Poole, Jr.

Seniors:

Trae Golden, Kammeeon Holsey (R), Daniel Miller (R), Jason Morris, Robert Sampson

By State

Connecticut: Colin Gurry

Florida: Solomon Poole, Stacey Poole, Jr.

Georgia:

Chris Bolden, Robert Carter, Jr., Brooks Doyle, Trae Golden, Corey Heyward, Kammeeon Holsey, Marcus Georges-Hunt, Daniel Miller, Jason Morris, Aaron Peek, Rand Rowland, Robert Sampson, Quinton Stephens, Ron Wamer

Missouri: Travis Jorgenson

By Birthdate

January 9, 1993	Ron Wamer
March 1, 1995	Quinton Stephens
March 21, 1993	Chris Bolden
March 28, 1994	Marcus Georges-Hunt
April 4, 1994	Robert Carter, Jr.
April 5, 1993	Aaron Peek
April 16, 1994	Colin Gurry
April 26, 1995	Travis Jorgenson
June 23, 1992	Robert Sampson
July 1, 1991	Daniel Miller
August 8, 1995	Rand Rowland
August 26, 1991	Jason Morris
August 29, 1993	Corey Heyward
September 4, 1990	Kammeeon Holsey
September 28, 1994	Solomon Poole
October 5, 1991	Trae Golden
October 24, 1991	Stacey Poole, Jr.
November 30, 1993	Brooks Doyle

By Major

Aerospace Engineering: Colin Gurry

Business Administration:

Chris Bolden, Robert Carter, Jr., Brooks Doyle, Corey Heyward, Marcus Georges-Hunt, Solomon Poole, Rand Rowland, Robert Sampson

Environmental Engineering: Quinton Stephens

Industrial Engineering: Ron Wamer

Management: Daniel Miller, Jason Morris

Public Policy: Aaron Peek


Science, Technology and Culture:

Trae Golden, Kammeeon Holsey, Travis Jorgenson, Stacey Poole, Jr.

By Height

6-0	Travis Jorgenson, Solomon Poole
6-1	Colin, Gurry, Corey Heyward
6-2	Trae Golden, Ron Wamer
6-3	Chris Bolden
6-4	Brooks Doyle, Aaron Peek, Stacey Poole, Jr.
6-5	Marcus Georges-Hunt, Jason Morris
6-6	Rand Rowland
6-8	Robert Carter, Jr., Kammeeon Holsey, Robert Sampson, Quinton Stephens
6-11	Daniel Miller

GEORGIA TECH 2013-14 BASKETBALL INFORMATION GUIDE



2013-14 GEORGIA TECH YELLOW JACKETS

Front row from left: Colin Gurry, Trae Golden, Stacey Poole, Jr., Aaron Peek, Rand Rowland, Solomon Poole, Corey Heyward, Brian Gregory, Chris Bolden, Travis Jorgenson, Marcus Georges-Hunt, Jason Morris, Quinton Stephens, Brooks Doyle, Ron Wamer.
Back row from left: Marquis Hicks, Trent Angelucci, Mike Bewley, Billy Schmidt, Bruce Evans, Robert Sampson, Robert Carter, Jr., Daniel Miller, Kammeon Holsey, Josh Postorino, Chad Dollar, Chris Jacobs, Richard Stewart, Billy Hubly.

NCAA Infractions Report

In July of 2011, the National College Athletic Association (NCAA) Division I Committee on Infractions found the Georgia Institute of Technology men's basketball and football programs have committed violations of NCAA regulations.

The Institute was cited for a lack of cooperation during the investigation, a failure to meet the conditions and obligations of membership and preferential treatment violations.

There were additional violations in the men's basketball program related to rules stemming from a nonscholastic basketball tournament conducted on the Institute's campus, which the public report further details.

"Georgia Tech is committed to the integrity of its athletics program, including full cooperation and support of the NCAA," said Georgia Tech President G.P. "Bud" Peterson. "Given the information we had at the time, I believe we took reasonable and appropriate steps to determine the proper course of action and acted in good faith. Looking back, there are things we could have done differently. Because of our unwavering commitment to NCAA compliance, we have already taken a number of steps to address perceived shortcomings, hopefully ensuring that our programs remain beyond reproach."

After being notified of the allegations in November 2009, Georgia Tech conducted its own internal investigation, forming a committee made up of faculty, staff and external counsel that made recommendations based on available information and the internal investigation findings.

As a result of this exhaustive review process and because of Georgia Tech's steadfast commitment to compliance, the Institute completely revamped and enhanced its athletic compliance operation and staffing. Changes include a greater investment in experienced staff, training and awareness among staff and student athletes.

Penalties include:

- Public reprimand and censure.
- Four years of probation from July 14, 2011, through July 13, 2015. The report further details this probation.
- A \$100,000 financial penalty.
- A reduction of two men's basketball recruiting days during the 2011 summer evaluation period (self-imposed by the Institute).
- A limit to 10 official visits for men's basketball for the 2011-12 and 2012-2013 academic years.
- A vacation of all contests won by the football team during the 2009 season after November 24, which is when the university was alerted to the potential eligibility issues.

GENERAL INFORMATION

ACC Schedule	6
Directions	3
McCamish Pavilion	7
Media Information	3
Notebook	4-6
Quick Facts	2
Pronunciations	Inside front cover
Rosters	Inside covers
Staff Directory	2
Tech Schedule	Back cover
Zelnak Center/Luck Building	8

LAST YEAR

2012-13 Statistics	9
2012-13 Game Summaries	13

STAFF/ADMINISTRATION

Director of Athletics	25
President	25
Head Coach Brian Gregory	26
Assistant Coaches	28-29
Support Staff	30

PLAYER BIOS

Bolden, Chris	31
Carter, Jr., Robert	32
Doyle, Brooks	33
Georges-Hunt, Marcus	34
Golden, Trae	35
Gurry, Colin	43
Heyward, Corey	43
Holsey, Kammeon	36
Jorgenson, Travis	43

Miller, Daniel	37
Morris, Jason	38
Peek, Aaron	39
Poole, Solomon	40
Poole, Jr., Stacey	41
Rowland, Rand	44
Sampson, Robert	42
Stephens, Quinton	44
Wamer, Ron	44

RECORD BOOK

Career Records/Leaders	48
Season Records/Leaders	50
Single-Game Records/Highs	56
Career Stats of Notable Players	62

HISTORY

All-Americans/National Honors	70
ACC/Conference Honors	71
ACC Tournament History	72
Coaching Timeline	75
Letterwinners All-Time	80
NCAA/NIT History	74
Numerical Roster All-Time	81
Regular-Season Tournaments	76
Starting Lineups	78
Players in the NBA	69
Series History vs. All Opponents	98
Tech in the National Rankings	96
Tech vs. No. 1	95
Tech vs. the Conferences	97
Year-by-Year At-A-Glance	82
Year-by-Year Results	83

GEORGIA TECH AT-A-GLANCE

Georgia Tech Quick Facts

Official Name:	Georgia Institute of Technology
Location:	Atlanta, Ga.
Enrollment:	21,000
Founded:	1885
Colors:	Old Gold and White
Nickname:	Yellow Jackets, Ramblin' Wreck
Mascot:	Buzz (Yellow Jacket)
Fight Songs:	Ramblin' Wreck, White and Gold
Conference:	Atlantic Coast (ACC)
Home Arena:	McCamish Pavilion (capacity 8,600)
President:	Dr. G.P. "Bud" Peterson
Director of Athletics:	Mike Bobinski
Faculty Representative for Athletics:	Dr. Sue Ann Bidstrup Allen
Head Coach:	Brian Gregory (Oakland, 1990)
Record at Tech:	27-35 (2nd season)
Overall:	199-129 (10th season)
ACC Regular Season:	10-24
ACC Tournament:	0-2
NCAA Tournament:	1-2
Assistant Coaches:	
Chad Dollar (Milligan, 1996)	
Josh Postorino (Dayton, 1999)	
Billy Schmidt (Wake Forest, 1992)	
Director of Player Personnel:	Bruce Evans (Furman, 1992)
Director of Operations:	Chris Jacobs (Coe College, 1999)
Athletic Trainer:	Richard Stewart (Salisbury, 2005)
Strength Coach:	Mike Bewley (Eastern Kentucky, 1998)
Video Coordinator:	Trent Angelucci (South Carolina, 2009)

Basketball History

99th season:	1st game, Feb. 17, 1906 vs. Auburn
All-time Record:	1,279-1,140
Winning/Losing/.500 Seasons:	51 / 43 / 4
NCAA Appearances (16):	23-16 record
1960, 1985, 1986, 1987, 1988, 1989, 1990, 1991, 1992, 1993, 1996, 2001, 2004, 2005, 2007, 2010	
Final Fours (2):	1990, 2004
NIT Appearances (7):	8-7 record
1970, 1971, 1984, 1994, 1998, 1999, 2003	
ACC Championships (3):	1985, 1990, 1993
ACC Regular Season Titles (2):	1985 (tie), 1996
ACC Regular-Season Record:	217-305
(148-112 home, 69-193 road)	
ACC Tournament Record:	24-31
SEC Championships (1):	1938
Record at McCamish Pavilion:	1 season, 11-6
Record at Alexander Memorial Coliseum:	55 seasons, 556-194
Record at Philips Arena:	7-11
Record at Arena at Gwinnett Center:	4-1
Record at Georgia Dome:	9-5
All-Time Head Coaches:	13
ACC Head Coaches:	4
All-America Selections:	14 (12 players)
Consensus All-Americans:	2
National Players of the Year:	1
All-ACC Selections:	47 times (26 players)
ACC Players of the Year:	2
ACC Rookies of the Year:	11
ACC Tournament MVPs:	3
ACC All-Freshman Team:	13

JUST GEORGIA TECH, PLEASE

The Georgia Institute of Technology is the official title, but Georgia Tech will work fine, or just Tech (unless you're in Virginia or Texas). We would appreciate it if you would use our name in those ways. Georgia Tech University is incorrect. Thank you.

YELLOW JACKETS ON THE AIR

The Georgia Tech IMG Sports Network

All-News 106.7 (WYAY-M), which features a 75,000-watt signal that covers metro Atlanta and most of north Georgia, is the Atlanta flagship station for Georgia Tech basketball.

Brandon Gaudin (pronounced GAW-din) is in his first year as the play-by-play "Voice of the the Yellow Jackets." Gaudin has called Butler University football and basketball since 2010, and was behind the mic for the Bulldogs appearance in the 2011 NCAA Championship basketball game. Gaudin also broadcast the Indiana state finals in football and basketball, served as host and play-by-play voice for various NCAA selection shows and championships.

WXIA-TV (11Alive) sports personality Randy Waters returns for his 20th season on the network. Waters, an Ohio native, has been in the Atlanta area nearly 30 years and has been honored several times with local and regional Emmy awards.

Game engineer and producer Miller Pope, in his 18th season, is a longtime fixture of the network, having worked games in the 1980's with Brad Nessler and Al Ciraldo.

Pre-game coverage begins 30 minutes prior to tipoff. For a complete list of radio affiliates carrying the games, visit Tech's official athletics website, Ramblin-wreck.com. Tech games are also available on SiriusXM Satellite Radio through an agreement with the ACC.

The Georgia Tech IMG Sports Network is under the direction of General Manager, Tom Stipes.

The Brian Gregory Radio Show

Head coach Brian Gregory's weekly radio call-in show will air Mondays at 7 p.m. beginning in November on the Georgia Tech Radio network (check your local listings) and in the Atlanta area live on WCNN-AM (680 the Fan) and tape-delayed on WYAY- FM (106.7). The "Voice of the Jackets" Brandon Gaudin and Coach Gregory co-host the show live from STATS, located at 300 Marietta Street in the Luckie-Marietta District downtown.

Georgia Tech Basketball with Brian Gregory

Georgia Tech Basketball with Brian Gregory is co-hosted by "Voice of the Yellow Jackets" Brandon Gaudin. The half-hour show takes a look at the most recent games, a look ahead at the next opponents and offers in-depth coaching analysis plus player features. It is aired regionally on SportSouth and CSS (check listings for show times). The show is produced by IMG College.

STAFF DIRECTORY

E-mail addresses for all of the below are first initial and last name followed by @athletics.gatech.edu, except where noted.

ADMINISTRATION

Mike Bobinski	404-894-5411
Director of Athletics	
Paul Griffin	404-894-5411
Associate Director of Athletics	
Doug Allvine	404-894-9019
Assistant AD/Special Projects	
Ryan Bamford	404-894-3780
Associate Director of Athletics/Internal Operations	
Jim Hall	404-894-8219
Associate AD/Development	
Frank Hardyman	404-894-8129
Associate AD/Chief Financial Officer	
Phyllis LaBaw	404-803-8950
Associate AD/Academic Services	
Mollie Simmons Mayfield	404-385-0956
Associate AD/Administrative Services	
Shoshana Engel	404-894-8792
Assistant AD/Compliance	
Jack Thompson	404-894-5427
Associate AD/Development	
Rick Thorpe	404-894-1603
Associate AD/Sales and Fan Experience	
Theresa Wenzel	404-894-4462
Associate AD/Senior Woman Administrator	
Andy Blanton	404-894-8312
Director of Video Production	
Cheryl LaFoy	404-894-5431
Director of Game Operations	
Chris Rettkowski	404-385-0365
McCamish Pavilion Facility Manager	
Lauren Scherer	404-894-4400
Director of Marketing, Promotions	
Todd McCarthy	404-894-6782
Director of Video Operations	
John Sisk	404-894-3961
Director of Player Development	
Jay Shoop	404-894-5461
Director of Sports Medicine	

BASKETBALL OFFICE

Brian Gregory, Head Coach	404-894-5425
Erica Sheppard, Administrative Coordinator	404-894-4424
Chad Dollar, Assistant Coach	404-894-9740
Josh Postorino, Assistant Coach	404-894-9742
Billy Schmidt, Assistant Coach	404-894-9739
Bruce Evans, Dir. of Player Development	404-894-8318
Chris Jacobs, Director of Operations	404-894-5478
Richard Stewart, Athletic Trainer	404-894-2529
Mike Bewley, Strength Coach	404-385-7118
Trent Angelucci, Video Coordinator	404-894-5425
Whitney Burton, Academic Coach	404-786-8326

MEDIA RELATIONS (MAIN # 404-894-5445)

Dean Buchan, Assistant AD/Media Relations (football)...	404-894-6283
Mike Stamus (men's basketball, golf, m-tennis).....	404-894-5446
Brittany McCormick (women's basketball, w-tennis).....	404-894-8213
Mike DeGeorge (baseball, swim & dive).....	404-385-2959
Lauren Rupert (volleyball, softball, track & field).....	404-894-9737
Brad Malone (director of new media).....	404-894-1069
Aaron DeWall (digital publications director)	404-894-0539

RADIO BROADCAST CREW

Brandon Gaudin (Play-by-Play).....	tba
bgaudin@athletics.gatech.edu	
Randy Waters (Color)	404-873-9144
rwaters@wxia.gannett.com	
Miller Pope (Engineer)	404-310-1136
millspop@aol.com	

OTHER IMPORTANT NUMBERS

Ticket Information	888-TECH-TIX
Campus Information	404-894-2000
Alexander-Tharpe Fund	404-894-5414
Facilities Office	404-894-5474
Business Office	404-894-5439
Marketing and Promotions	404-894-4400
Media Relations	404-894-5445
Sports Medicine	404-894-5460

MEDIA INFORMATION

Interview Guidelines

Georgia Tech's practices are generally closed to the public and the media, but the Yellow Jackets' players and coaches are available to the media prior to practices typically twice a week at the Zelnak Center. The weekly practice schedule varies once the season begins, and media sessions will be scheduled and announced weekly.

TV stations occasionally will be able to shoot B-roll at the beginning of practices on these days.

Interview requests with players that need to be conducted at other times must be made through the media relations office at least 24 hours in advance. These interviews will be scheduled around the players' availability and class schedule.

Media are asked not to contact players directly either by phone or e-mail. Every effort will be made to make players available when requested. Players are off-limits on game days until after the game.

Interviews with Coach Gregory

Media wishing to speak with Coach Gregory at times other than regular media sessions are asked to set up an appointment in advance through the media relations office. He also is available each week on the ACC Teleconference, and other sessions may be scheduled as demand warrants.

Releases/Photos via E-mail

All Georgia Tech basketball releases, statistics, game notes and media advisories are distributed via e-mail to a list maintained by the media relations office. Media wishing to be added to this list should send a request to Mike Stamus. Photographs are available on request.

Ramblinwreck.com/Social Media

Ramblinwreck.com - Georgia Tech's official website, is continuously updated with all of Tech's releases, statistics, game notes, biographies and other information. Game notes and bio updates are generally posted at least 24 hours prior to each game, while updated statistics and box scores are posted following each game.

Social Media - Updates on the activities of the Tech basketball team can also be followed on Georgia Tech's official Twitter, Facebook and YouTube channels (see addresses at right).

Sting Daily - Feature stories and other news on Tech basketball can also be found in Tech's daily e-mail newsletter, **Sting Daily**. Subscriptions are free and can be obtained through Ramblinwreck.com.

Media Credentials for Home Games

Media credentials are issued to accredited members of the working media only. Working space is limited, and children, spouses and other non-workers will not be granted credentials or access to media areas.

Media seating and workspace at McCamish Pavilion is in the upper level, section 211, and the media entrance to the arena is off Fowler Street.

Media will call will be located at the ticket booth by the entrance off Fowler Street.

Requests for credentials should be made in writing, via e-mail or fax, **at least 24 hours in advance of each game to Mike Stamus**. These requests are accepted from sports editors and sports directors only. Credentials will not be mailed. They can be picked up the night of the game at the media entrance.

Photo credentials are granted to still photographers and videographers on assignment for a media agency only (**no freelancers**). Admission to court-side is by FLOOR or PHOTO pass only, and photographer positions are at the discretion of the basketball game officials and the media relations staff.

ACC Coaches' Weekly Teleconference

The 15 ACC head basketball coaches will be featured on nine Monday teleconferences during the 2013-14 season, beginning on Monday, January 6, 2014, and continuing through the week of the ACC Tournament. Each coach will have 10 minutes to make an opening statement and answer questions. There will be an instant replay of each teleconference on the Conference's internet site TheACC.com each Monday afternoon.

Georgia Tech head coach Brian Gregory will be on the teleconference at 10:40 a.m. each week (the teleconference begins at 10:30 a.m.). Coaches whose teams play on Monday evening will not participate in that day's teleconference. Each Monday there will be two to four coaches who will not participate in that week's call.

Four of the league's 15 coaches, whose teams do not play on Mondays in January, February and March, are scheduled for the same time in all 10 teleconferences. The other 11 coaches will generally have the same time or as close to it as possible, but there will be some fluctuation from week to week.

Contact the ACC media relations office at 336-851-6062 for the call-in number and for questions on the schedule.

Directions To McCamish Pavilion and Zelnak Center

Going South on I-75: Take exit 250 (16th St./14th St./10th St.), and follow through light at 14th St. Stay to the right and follow to 10th St., where the McCamish Pavilion is straight ahead. Turn right to access parking areas other than the main arena lot.

Going South on I-85: Exit at 17th St. (exit 84), stay to the left and follow ramp all the way to 10th St. The McCamish Pavilion will be in front of you. Take right on 10th St., then left on Fowler St. access parking on 8th St. or arena lot.

Going North on I-75/85: Take the 10th Street exit (250). Turn left on 10th Street and after you cross the bridge, the McCamish Pavilion will be on your left. Just past the arena, turn left at Fowler Street (first traffic light). Take first left at 8th Street and follow in.

CREDITS

The Georgia Tech men's basketball information guide is published as a service to the media.

Editing and design: Mike Stamus

Cover design: Aaron DeWall

Photography: Action photos of current players by Danny Karnik, Jerry Pillarelli and Brian Savage. Player head shots and team photo by Danny Karnik.

GEORGIA TECH MEDIA RELATIONS

Main Phone 404-894-5445
Fax 404-894-1248

Mailing/Shipping Address
150 Bobby Dodd Way, Atlanta, GA 30332-0455
Press Row Phone 404-894-5458
Official Athletics Website Ramblinwreck.com

ACC MEDIA RELATIONS

Phone 336-851-6062
Fax 336-547-6261

Brian Morrison, Director

bmmorrison@theacc.org

Amy Ufnowski, Associate Director

aufnowski@theacc.org

Steve Phillips, Assistant Director

sphillips@theacc.org

George Lane, Assistant Director

glane@theacc.org

Mailing Address

4512 Weybridge Lane/P.O. Drawer ACC
Greensboro, NC, 27417-6724

Official Website TheACC.com

SOCIAL MEDIA OUTLETS

Men's Basketball Twitter @GTMBK

Brian Gregory Twitter @GTBrianGregory

ACC Basketball Twitter @accmbb

Facebook Facebook.com/gatechbasketball

YouTube YouTube.com/ramblinwrecktube

2013 NCAA CHAMPIONSHIP

First Four
March 18-19 UD Arena, Dayton, Ohio

Second and Third Rounds
March 20 & 22 First Niagara Center, Buffalo, N.Y.
March 20 & 22 BMO Harris Bradley Center, Milwaukee, Wis.
March 20 & 22 Amway Center, Orlando, Fla.
March 20 & 22 Veterans Memorial Arena, Spokane, Wash.
March 21 & 23 PNC Arena, Raleigh, N.C.
March 21 & 23 AT&T Center, San Antonio, Texas
March 21 & 23 Viejas Arena, San Diego, Calif.
March 21 & 23 Scottrade Center, St. Louis, Mo.

Regionals
March 27 & 29 West - Honda Center, Anaheim, Calif.
March 27 & 29 South - FedEx Forum, Memphis, Tenn.
March 28 & 30 Midwest - Lucas Oil Stadium, Indianapolis, Ind.
March 28 & 30 East - Madison Square Garden, New York, N.Y.

Final Four
April 5 & 7 Cowboys Stadium, North Texas

Future Final Four Sites
April 4 & 6, 2015 Lucas Oil Stadium, Indianapolis, Ind.
April 2 & 4, 2016 Reliant Stadium, Houston, Texas

GEORGIA TECH NOTEBOOK

Tech Continues Building Process

Georgia Tech, which made a five-win improvement from year 1 to year 2 under head coach Brian Gregory, enters year 3 having to replace just one starter and one of its top six scorers from a team which went 16-15 and was within three points of winning on four other occasions.

Tech's top two scorers - sophomore forwards Marcus Georges-Hunt (6-5, 10.8 ppg) and Robert Carter, Jr. (6-8, 9.9 ppg, 6.7 rpg) are back, along with senior center Daniel Miller (6-11, 8.4 ppg, 6.6 rpg) and sophomore guard Chris Bolden (6-3, 7.3 ppg).

The lone starter who must be replaced is a key one, however, and it could be filled in a variety of ways as head coach Brian Gregory works to improve the level of ballhandling, passing, versatility and pace of play in the Yellow Jackets' program.

Not fond of confining any of his players to a specific position - "We have guards and big men." - Gregory wants all of the Jackets' perimeter players to be able to handle the ball effectively and push it up the floor.

Tech made big strides in cutting down its turnovers and sharing the ball last season, and with the presence of a new trio of guards in the mix - sophomore Solomon Poole, red-shirt freshman Corey Heyward and true freshman Travis Jorgenson - the Yellow Jackets have a chance to function quite differently on the offensive end than they have in Gregory's first two seasons.

Of that trio, however, only Poole has game experience (21 games as a backup to Mfon Udofia last season), so Gregory hopes to spread the load to his wings - Bolden, Georges-Hunt, senior Jason Morris (6-5, 3.7 ppg) and junior Stacey Poole, Jr. (6-4, 1.5 ppg) - and will look at putting Poole, Heyward and/or Jorgenson on the floor at the same time when the situation calls for it.

Tech's frontcourt trio remains intact from last year, which Miller and Carter joined by senior Kammeon Holsey (6-8, 8.8 ppg, 4.7 rpg), perhaps the ACC's top sixth-man a year ago. Freshman Quinton Stephens (6-8) adds depth to that group.

Tech Makes Progress in Year 2 Under Gregory

Georgia Tech, despite consecutive losses to end the season, made considerable progress under head coach Brian Gregory in his second year at the helm, improving its overall record by five games, winning two more games in the Atlantic Coast Conference and improving its finish and tournament seed by two positions.

Out of its 15 losses, only three came to teams that finished the season below the Yellow Jackets in the RPI, and five were by five points or fewer. Tech also improved statistically on both ends of the court,

Along the way were several big wins, including a 65-56 win over Saint Mary's during the non-conference season, a win over state-rival Georgia for the second straight year, the first time that had happened since the early 1990s, and three road wins in the ACC, including a 71-69 victory over the regular-season and tournament champion Miami Hurricanes. Tech also scored home victories over two NIT teams, Maryland and Virginia.

Roster At-A-Glance (# indicates returning starter)

RETURNING LETTERWINNERS

11	Chris Bolden#G..... 6-3.....216..... So.Suwanee, Ga.7.3..... 2.1 > Started 15 of last 16 games, averaged 9.5 ppg and shot 36.5 pct. on threes in ACC games
4	Robert Carter, Jr.#F..... 6-8.....247..... So.Thomasville, Ga.9.9..... 6.7 > Started every game, Tech's leading rebounder (12th in the ACC); 9.9 ppg, 6.5 rpg vs. ACC
32	Brooks DoyleG..... 6-4.....199..... So.Atlanta, Ga.....0.7..... 0.3 > Non-scholarship freshman from the Marist School, played in 7 games
3	Marcus Georges-Hunt#G/F..... 6-5.....219..... So.College Park, Ga.....10.8..... 4.9 > Tech's leading scorer, 4th among ACC freshmen; 6th Tech freshman to lead his team in scoring
24	Kammeon HolseyF..... 6-8 ½.....234..... r-Sr.....Sparta, Ga.....8.8..... 4.7 > Productive 6th man for Tech, 3rd leading scorer and rebounder despite averaging under 20 mpg
5	Daniel Miller#C..... 6-11 ½.....275..... r-Sr.....Loganville, Ga.....8.4..... 6.6 > Started every game of his Tech career (93 games); Led ACC in blocked shots (2.1 pg)
14	Jason MorrisG/F..... 6-5 ½.....231..... Sr.Augusta, Ga.....3.7..... 2.2 > Missed 10 games with left foot injury; played 41 minutes in 7 games back; scored total of 10 points
31	Aaron PeekG..... 6-4.....188..... Jr.Atlanta, Ga.....0.0..... 0.4 > Walk-on who joined team prior to pre-season practice in 2011-12, has played in 5 games this year
2	Solomon PooleG..... 6-0.....190..... So.Jacksonville, Fla.....1.8..... 0.7 > Became eligible Dec. 15 last season; moved into backup PG role, averaged 9.5 minutes in ACC games
1	Stacey Poole, Jr.G/F..... 6-4 ½.....199..... Jr.Jacksonville, Fla.....1.5..... 1.6 > Gave Tech defensive spark off the bench (7.4 mpg); transfer from Kentucky made Tech debut vs. The Citadel

NEWCOMERS

23	Trae GoldenG..... 6-2.....205..... Sr.Powder Springs, Ga.....12.1..... 2.9 > Transfer from Tennessee (96 games, 58 starts in 3 seasons); 3.9 apg in 2012-13
30	Corey HeywardG..... 6-1.....221..... Fr-R.....Duluth, Ga.....-..... - > Missed 2012-13 with knee injury, cleared to resume full basketball activity at start of pre-season practice
10	Travis JorgensonG..... 6-0.....177..... Fr.....Columbia, Mo.....-..... - > Two-time all-state at Rock Bridge HS, played senior year at New Hampton (N.H.) School
13	Robert SampsonF..... 6-8.....215..... Sr.Atlanta, Ga.....9.1..... 9.2 > Transfer from East Carolina (96 games, 52 starts in 3 seasons); 36th nationally in rebounds in 2012-13
12	Quinton StephensF..... 6-8 ½.....184..... Fr.....Atlanta, Ga.....-..... - > Two-time all-state performer from the Marist School

LETTERWINNERS LOST

2	Pierre JordanG..... 6-0.....165..... Gr.....Dunwoody, Ga.....0.3..... 1.0 > Graduate transfer from FSU was Tech's third PG, just 32 turnovers in 490 career minutes at Tech
23	Brandon ReedG..... 6-3 ½.....182..... r-Jr.....Powder Springs, Ga.....5.2..... 2.6 > Started 43 games in his Tech career; 42.1 pct. on 3s in ACC games; transferred to Arkansas State
1	Julian RoyalF..... 6-8.....243..... So.Alpharetta, Ga.....1.7..... 1.3 > 2nd frontcourt sub, limited minutes in ACC play; transferred to George Mason
0	Mfon Udofia#G..... 6-2.....195..... Sr.Stone Mountain, Ga.....8.3..... 2.7 > Career-best assist/turnover ratio (91/53); finished career with 977 pts, 18th place in ast

Tech Storylines

- Georgia Tech's primary goals are always to play solid team and one-on-one defense, win the rebounding battle and be efficient on offense. Brian Gregory prefers to fuel the Yellow Jackets' transition game with superior defensive rebounding rather than by playing the passing lanes and gambling for steals.

- Tech has defeated its in-state rival, Georgia, in consecutive years for the first time since winning three straight from 1992-94.

- The Yellow Jackets' third-place finish in the DirecTV Classic was their best finish in a holiday tournament since finishing third in the 2007 Paradise Jam.

- Robert Carter, Jr., and Marcus Georges-Hunt became the first pair of freshmen to start a season opener for Tech since Derrick Favors and Mfon Udofia did so against Florida A&M on Nov.

14, 2009.

- Carter, Jr., and Georges-Hunt both were invited to training camp for the USA Basketball Under-19 team which was to compete in the FIBA U19 World Championship in July. Georges-Hunt survived the first of two roster cuts cut did not make the second, while Carter, Jr., who had trained with the U18 in the summer of 2012, did not make the first cut.

- Marcus Georges-Hunt was named ACC Rookie of the Week twice (Nov. 26, Dec. 10), the first Tech freshmen to earn that honor since the 2009-10 season, when Derrick Favors won it four times. Robert Carter, Jr., won the honor once later in the season.

- Heyward sat out the 2012-13 season after tearing the ACL in his left knee in late June and undergoing surgery in August. His rehab progress had gone extremely well when he re-injured the same knee in an unsupervised activity in Decem-

GEORGIA TECH NOTEBOOK

ber and had to have surgery again on Dec. 13. He is still expected to play in 2013-14, but will miss much of the off-season work required of Tech players.

- Tech's recruiting class of 2013 features three signees, one of whom graduated early and actually played for the Yellow Jackets in the 2012-13 season - 6-0 guard Solomon Poole of Jacksonville, Fla., 6-8 forward Quinton Stephens from Atlanta, and 6-0 guard Travis Jorgenson from Columbia, Mo. Poole graduated from high school early, however, and became eligible to play Dec. 14. Jorgenson and Stephens will enroll for the summer 2013 term.

- Tech has welcomed in two transfers 6-2 guard Trae Golden from Tennessee and 6-8 forward Robert Sampson from East Carolina. Golden played his high school ball at McEachern High School in Powder Springs, Ga., while Sampson played at Northview High School in Atlanta before completing his pre career at a prep school in Maryland. Both players have one year of eligibility remaining and will have to sit out the 2013-14 season under NCAA transfer rules, though Tech is applying for a waiver that will allow Golden to become eligible immediately.

- Tech's 2012-13 team featured 13 of 15 players from the state of Georgia, unprecedented in the history of Yellow Jacket basketball. This year's roster includes 12 of 15 players from the home state.

- Two Tech players transferred out of the program. Brandon Reed, who played off-guard two seasons for Tech, was on track to graduate at the end of the summer term and is transferring back to Arkansas State, where he played his freshman year and was named Sun Belt Conference Freshman of the Year. Julian Royal, a frontcourt reserve for two seasons, transferred to George Mason.

- Only three Tech players were on the last Yellow Jacket team to play in Alexander Memorial Coliseum - rising seniors Kammeon Holsey, Daniel Miller and Jason Morris.

- Only two players remain on the Tech roster who were in the program the last time Tech played in the NCAA Tournament (2010) - Daniel Miller and Kammeon Holsey - and both red-shirted that season.

2012-13 Final Buzzer

- For the 2013-14 season, Tech will welcome back four of the five players who started the final 16 games of the season - Chris Bolden, Robert Carter, Jr., Marcus Georges-Hunt and Daniel Miller. Carter, Jr., and Miller started all 31 games, while Georges-Hunt started all but one game. Tech's top returning bench players, Kammeon Holsey and Brandon Reed, have 86 career starts at Tech between them.

- Tech's returning players for 2013-14 combined for 84.6 percent of the Yellow Jackets' scoring in 2012-13, 88.3 percent of the rebounds and 80.1 percent of the minutes.

- Georgia Tech's No. 9 seed for the ACC Tournament was its highest since the 2009-10 season, when the Yellow Jackets finished 7th (7-9 record) and advanced to the finals (also in Greensboro).

- Boston College was the last member of the

ACC that Tech had not faced in ACC Tournament competition. The Jackets scratched Miami off the have-not-played list in 2012 at Philips Arena.

- For the third time, Tech's first-round game was a rematch of its final ACC regular-season contest. The last time was 1986, when the Yellow Jackets finished the regular-season against Clemson and then played the Tigers again in Greensboro on the way to a runner-up finish. It also happened in 1982, when Tech completed its regular season schedule at North Carolina and then met the Tar Heels in the first round of the tournament in Greensboro. One caveat to that one, however, was that the Jackets played a non-conference game - against Georgia State - in between.

- Georgia Tech shot 50 percent or better from the floor three times in its last five games.

- Tech shot 34.1 percent from three-point range over its last 14 games.

- After getting outrebounded in its first three ACC games by an average of 9.3, Tech outrebounded 11 of the last 17 teams it played (one tie). In the last two weeks, Tech outrebounded the No. 1 (Maryland), No. 2 (NC State) and No. 3 (Miami) teams in the ACC in rebound margin against league foes by an average of 4.0.

- Tech coach Brian Gregory's next victory will be the 200th of his 10-year head coaching career. Gregory won 172 games in eight seasons as the head coach at Dayton and has a 199-129 career record.

Tech Signs Three in Class of 2013

Head coach Brian Gregory and his staff signed three high school basketball players from the class of 2013, 6-0 guard Travis Jorgenson of Columbia, Mo., 6-0 guard Solomon Poole of Jacksonville, Fla., and 6-8 forward Quinton Stephens of Atlanta.

Poole, an all-state guard in 2011-12 at Terry Parker High School in Jacksonville, where he averaged 21 points a game, already joined his older brother, sophomore Stacey, Jr., on the Yellow Jackets' team by graduating from high school early and enrolling at Tech in December. He was rated a five-star prospect by Rivals and as high as 14th among all prep players. Poole attended the North Florida Educational Institute in the fall and played on the AAU circuit for the Atlanta Celtics. His father, Stacey, played college ball at Florida.

Stephens, a two-time all-state selection from The Marist School in Atlanta, is a 3-star prospect in all three major recruiting rankings and ranked as high as No. 78 nationally, No. 18 among the nation's small forwards. He averaged 19.3 points, 8.8 rebounds and 2.7 assists for the War Eagles last year. He becomes the first scholarship player for the Yellow Jackets from Marist since Matt Harpring, who played 11 years in the NBA and is the No. 2 all-time leading scorer at Tech. Stephens played AAU ball for the Atlanta Express. His father, Bob, played at Drexel collegiately and overseas for more than 10 years.

Jorgenson played his senior year (2012-13) at the New Hampton School in New Hampton, New Hampshire, helping lead the Huskies to a 17-12 record this past season while averaging a team-high 13.2 points and 5.0 assists per game

Georgia Tech Basketball by the Numbers

1	SEC Championships
1	NCAA Post-Graduate Scholar
1	Naismith Award winner
2	Final Four appearances
2	ACC regular-season titles
2	ACC Players of the Year
2	National Freshmen of the Year
3	ACC Championships
3	Years a Member of the Metro Conference
5	First-team All-America players
6	Jersey numbers retired
6	Academic All-Americans
7	NCAA Sweet 16 appearances
8	Wins over teams ranked No. 1
8	NBA lottery picks
12	ACC Rookie of the Year honorees
13	Head coaches in program history
16	NCAA Tournament berths
18	NBA first-round draft picks
23	Total post-season berths (NCAA and NIT)
32	Years a Member of the SEC
34	Years a Member of the ACC
46	Players taken in the NBA Draft
46	Players selected All-ACC
228	Weeks Ranked in Either AP or Coaches Poll

Tech Team Statistics

2012-13	Stat	ACC	*NCAA
Scoring offense	64.3	10th	254th
Scoring defense	62.4	4th	63rd
Scoring margin	+1.9	7th	140th
Field goal pct.	.419	12th	244th
Field goal pct. def.	.401	4th	50th
3-pt FG pct.	.318	10th	246th
3-pt FG made	5.6	9th	234th
3-pt FG pct. def.	.323	5th	96th
3-pt FG allowed	5.9	4th	n/a
Free throw pct.	.635	12th	320th
FT made per game	10.3	12th	n/a
Rebounds per game	37.3	3rd	n/a
O-Reb per game	11.8	3rd	n/a
Rebound margin	+2.8	4th	96th
Assists per game	12.7	6th	168th
Turnover margin	-0.3	8th	201st
Assist/TO ratio	1.0	8th	155th
Turnovers per game	12.9	9th	140th
Blocks per game	4.2	7th	87th
Steals per game	5.9	8th	252nd
Fewest fouls per game	16.7	n/a	92nd

*out of 345 teams ranked, as of 3/17

#not enough 3PM to qualify; n/a = no ranking available

Significant Improvement

A quick look at some areas where the 2012-13 Yellow Jackets have exhibited real improvement over their 2011-12 counterparts, using NCAA statistical rankings.

NCAA rank as of 3/17	2012-13	2011-12
Final record	16-15	11-20
Points per game	64.3 (254)	60.2 (313)
3-pt. FG% defense	32.3% (96)	34.7% (194)
Assists per game	12.7 (168)	11.0 (298)
Assist/turnover ratio	0.99 (155)	0.76 (300)
Turnovers per game	12.9 (140)	14.5 (243)
Turnover margin	-0.26 (201)	-3.2 (321)

GEORGIA TECH NOTEBOOK

while also averaging 4.1 rebounds and shooting 32 percent on three-point field goals. A 3-star prospect by Scout.com, he is ranked No. 138 among all 2013 prep seniors. Prior to joining the New Hampton program, Jorgenson starred at Rock Bridge High School in Columbia, Mo., earning all-state honors from both coaches and media his sophomore and junior seasons. He helped the school to a three-year record of 71-18 and two top-8 state playoff finishes.

Golden, Sampson Transfer In

Trae Golden, a 6-2 guard who started 58 games in three seasons at Tennessee, and Robert Sampson, a 6-8 forward who started 51 games the last two years for East Carolina, transferred into the Tech program this summer.

Golden, who hails from Powder Springs, Ga., and attended McEachern High School, played in 96 games during the last three seasons for the Volunteers. He has career averages of 9.7 points, 3.6 assists and 2.4 rebounds, shooting 39.7 percent from the floor and 32.7 percent from three-point range.

Last season, Golden started 24 of 31 games, missing two games due to injury, and averaged 12.1 points and 3.9 assists. He posted career-high averages of 13.6 points, 4.5 assists, 43.9 percent floor shooting and 38.8 percent on threes as a sophomore in 2011-12.

Sampson played in 96 games for the Pirates over the last three seasons, starting 51.

As a junior in 2012-13, Sampson started all 33 games in which he played, averaging a career-best 9.1 points, including 16 double-digit games, and 9.2 rebounds per game. He led the team in rebounds, ranking 36th nationally, and blocks per game (1.8) while hitting 49 percent of his shots from the floor.

ACC Schedule Notes for 2013-14

New Atlantic Coast Conference members Notre Dame and Pittsburgh will visit McCamish Pavilion next season as part of Georgia Tech's 18-game conference schedule, while Boston College, Clemson, Duke, Miami, North Carolina, Virginia and Virginia Tech will be on the Yellow Jackets' home men's basketball schedule for the 2013-14 season.

The Yellow Jackets will have home-and-away series with Clemson and Notre Dame (Tech's permanent partners), as well as Duke and Boston College in Tech's third season under head coach Brian Gregory.

Miami, North Carolina, Pittsburgh, Virginia and Virginia Tech come to Atlanta, while Tech has road trips to new member Syracuse, Florida State, Maryland, NC State and Wake Forest. (Wake Forest is no longer a permanent home-and-away partner for Tech.)

Of the three new conference members for 2013-14, Tech has faced Notre Dame the most, winning six of eight meetings in the series that dates back to 1941. The most recent meeting was a 70-69 Tech victory in the 2007 Paradise Jam. Former Yellow Jacket player Rod Balanis is an assistant coach on Mike Brey's Fighting Irish staff.

Tech is 5-0 all-time against Pitt, including a 111-92 victory over the Panthers in the most recent meeting on Dec. 28, 1989 at the Omni arena in Atlanta, a big win early for a Yellow Jacket team that would win the ACC Championship and reach the NCAA Final Four. Tech's "Lethal Weapon 3" combo of Kenny Anderson (32 points), Brian Oliver (28) and Dennis Scott (30) combined for 90 of Tech's 111 points.

The series between Tech and Syracuse is even at 2-2. The Orange have won the last two meetings, including an 80-76 decision in the 2010 Legends Classic in Atlantic City. Syracuse also defeated Tech Dec. 21, 2002, 92-65, in the teams' last meeting at the Carrier Dome behind freshmen Carmelo Anthony (24 points) and Gerry McNamara (25 with 10 assists) and would go on to win the national championship that season.

Non-Conference Schedule Stiffens

With five games slated against major conference teams and two others against perennially strong mid-major opponents, Georgia Tech will face a significantly more difficult non-conference schedule in its third season under head coach Brian Gregory.

In the same season that former Big East powers Notre Dame, Pittsburgh and Syracuse join the ACC, the Yellow Jackets will face Illinois and Dayton at home, and travel to Charlotte, Georgia and Vanderbilt. This is in addition to the previously announced Barclays Classic tournament over Thanksgiving weekend, in which Tech will take on two of Mississippi (NCAA team), Penn State and St. John's (NIT team).

By the numbers, Tech is playing three non-conference games on the opponent's home court, as opposed to one last year (at Illinois in the Big Ten/ACC Challenge), and five non-conference games away from home altogether. Of the five non-conference games against the power six conference foes, four of those will be played away from home.

Tech is facing five RPI top 100 teams (based on the final CBSSports.com rankings from 2012-13) among its 13 non-conference games, and has only three foes ranked beyond 300, as opposed to five last year. Including ACC opponents, Tech will face 16 teams that made the NCAA or NIT championships last season, as opposed to 14 on

last year's schedule, and 17 RPI top 100 foes.

The average RPI for Tech's non-conference foes is four spots higher than last year's slate, while the average RPI for Tech's ACC foes climbs from 100 to 75.2.

Tech's Accomplishments in 2012-13

- With its March 6 win at No. 6 Miami, Tech beat a top-25 team for the first time since March 12, 2010, a 69-64 win over No. 19 Maryland in the ACC Tournament. Tech beat a top-25 team on the road for the first time since Jan. 16 of that year, beating No. 12 North Carolina in the Smith Center, 73-71.

- Tech beat a team ranked in the top 10 for the first time since Jan. 9, 2010, a 71-67 home-court victory over Duke. Tech's last win over a top-10 team on the road also came against Duke, on March 3, 2004 in Cameron Indoor Stadium by a 76-68 score.

- Tech's 16 wins were its most since the 2009-10 season, when the Jackets went 23-13 (18-11 in the regular season, 7-9 in the ACC).

- With its win over Wake Forest, Georgia Tech accomplished its first season sweep of an ACC opponent since the 2010-11 season. The opponent then was Wake Forest.

- Tech finished the season five games ahead of its mark from a year ago and has surpassed its conference win total (4) from 2011-12.

- Tech won three ACC road games, the most for the Yellow Jackets since the 2007-08 season, when they went 4-4 on the road. Tech was 3-29 on the road in the four seasons in between.

- Put another way, Tech has won three of its last five ACC road games after winning three of the previous 36 dating back to the beginning of the 2008-09 season.

- Tech secured a winning season in year two under Gregory. No Tech coach since Dwight Keith in 1945 has had a winning record in his second year on the Flats.

- Tech finished its first season in McCamish Pavilion with an 11-6 record (3-6 ACC) and averaged 7,365 in attendance with four sellouts.

- Tech defeated state-rival Georgia for the second consecutive year, which has not happened since 1993 and 1994, when the games between the teams were played at the Omni in downtown Atlanta.

Tech All-Time vs. the ACC

Opponent	Overall	in ACC	Tourney	Longest Win Streak	Longest Losing Streak	Current Streak
Boston College	9-8	5-7	0-0	4 games (1986-2006)	3 games (2012-present)	Lost 3
Clemson	59-63	31-40	2-0	7 games (1943-66)	14 games (1972-81)	Lost 7
Duke	23-66	19-53	3-7	2 games (5 times)	15 games (1997-2004)	Lost 5
Florida State	27-37	17-23	0-2	5 games (1995-97)	8 games (2007-present)	Lost 8
Maryland	36-39	36-35	4-4	10 games (1984-88)	9 games (1972-81, 2005-10)	Won 2
Miami	7-10	5-10	0-1	4 games (1967-2005)	4 games (2006-08)	Won 1
North Carolina	24-63	22-49	5-4	4 games (2010-11)	20 games (1971-84)	Lost 3
NC State	37-54	29-40	3-3	7 games (1994-97)	9 games (1977-83)	Lost 3
Notre Dame	6-2	0-0	0-0	4 games (1972-present)	1 game (twice)	Won 4
Pittsburgh	5-0	0-0	0-0	5 games (1966-present)	n/a	Won 5
Syracuse	2-2	0-0	0-0	2 games (1985-01)	2 games (2002-present)	Lost 2
Virginia	39-35	37-34	5-4	9 games (1990-94)	8 games (1981-83)	Lost 1
Virginia Tech	5-14	4-10	1-3	1 game	4 games (2011-13)	Won 1
Wake Forest	38-37	37-35	0-4	12 games (1985-91)	9 games (1965-83)	Won 3

McCamish Pavilion



The re-building of Georgia Tech's basketball program under head coach Brian Gregory coincides with the dawning of a new era in Yellow Jackets' basketball, marked by the opening of McCamish Pavilion last year.

Occupying the same footprint on the corner of 10th and Fowler Streets as the historic Alexander Memorial Coliseum, which hosted Tech basketball games for 55 years and saw the Yellow Jackets post a record of 556-194, McCamish Pavilion opened its doors Nov. 9, 2012 when the Tech men hosted Tulane.

It was the first of three sellouts for the Yellow Jackets, who went on to post an 11-6 mark in their first season in the venue and play before an average of 7,365 fans. McCamish Pavilion drew raves from friend and foe alike in its inaugural season, from its state-of-the-art audio-visual technology to the cozy and intimate, but loud atmosphere. The first season of basketball in the new facility included victories over state-rival Georgia and big Atlantic Coast Conference wins over post-season teams Maryland and Virginia.

"This place has a chance to become a special home court. The crowd is on top of you, it's really loud and the students are tremendous." Tech coach Brian Gregory said.

McCamish Pavilion is named for the late Hank McCamish, a long-time insurance executive in the Atlanta area whose family provided the lead gift for the \$50 million facility. The arena footprint expanded by about 30,000 square feet over that of Alexander Memorial Coliseum, and the former circular seating bowl was demolished and replaced with a rectangular bowl along with an upper deck.

The most obvious difference is that the walls separating the concourse and the bowl were removed, meaning that the floor is visible from almost every point in the concourse. The familiar domed roof and the 32 steel support beams remain, but the McCamish interior looks nothing like the old Thrilledome.

Ground was broken for the construction of Tech's new on-campus arena on May 5, 2011, and 18 months later, the Yellow Jackets had a state-of-the-art building with 8,600 seats and a luxurious club area, which provides a cozy view of the court. The lower level seating bowl has 6,935 seats, and the new balcony level seating

has 1,665 seats.

Spectators to view the game as they walk to and from concessions and rest rooms, which are all located on the outside of the concourse. The balcony level seating has its own concourses with rest rooms and concessions.

The building features a new center-hung scoreboard, with video screens on four sides and a circular message board underneath. The balcony level facing has a 360-degree ribbon board for messaging and graphics.

The lighting system, similar to those at Madison Square Garden and Staples Center in Los Angeles, will illuminate the court while leaving the stands darkened, creating a theatre-like feel to games.

Nearly the entire structure is brand-new, with the one notable exception being the familiar dome of Alexander Memorial Coliseum and its 32 steel ribs, which stayed in place and provided the skeleton for the new structure. A new roof was installed, and the ribs and the ceiling were re-painted. Around the concourses, pieces of the former AMC court have been inlaid into the ribs.

A courtyard was created outside the West entrance to honor William Alexander, the legendary Tech football coach and director of athletics who led the drive to build Alexander Memorial Coliseum in the 1950s.

The new court remains named for legendary basketball coach Bobby Cremins, who led the Tech men's team from 1981-2000 and compiled a record of 354-237 with three Atlantic Coast Conference championships and 10 NCAA Tournament appearances in 19 seasons.

The grand entrance to McCamish Pavilion, which faces the corner of 10th and Fowler Streets, includes graphics presentations recognizing Tech's retired jerseys of Roger Kaiser, Rich Yunkus, Mark Price, John Salley, Tom Hammonds and Matt Harpring, as well as coaches Whack Hyder and Cremins, and longtime radio announcer Al Cirialdo. Tech's NCAA Final Four teams of 1990 and 2004 are also recognized in the main entrance.

McCamish Pavilion was the first project in what became a major transformation of the Fowler Street entrance to the Georgia Tech campus. Across the street is the Yellow Jackets' new tennis facility, the Ken Byers Tennis Complex, which will open in January of 2013.

Designed by the renowned architectural firm Populous and built under the direction of Whiting-Turner

Just the Facts

Name: McCamish Pavilion (mc-CAME-ish), named for Atlanta insurance executive Hank McCamish who gave the lead gift for the facility

Capacity: 8,600 (6935 court level, 1665 balcony level)

Cost: \$50 million

Contractor: Whiting-Turner

Architect: Populous

Cremins Court: the court remains named for the former Tech head coach

Alexander Courtyard: located at the Fowler Street entrance, honors the former Tech director of athletics and the history of the former Tech home arena named for him

Grand entrance: 10th and Fowler Streets, foyer includes graphic representations of retired jerseys and Tech's two Final Four appearances

Other entrances: West entrance off Fowler Street (students and media), East entrance from main arena parking (for club patrons)

Features: center-hung scoreboard and video boards, mezzanine fascia ribbon boards, theatrical lighting, primarily chairback seating, club area

Groundbreaking: May 5, 2011

Opening: October, 2012

First public event: Oct. 21, Jacket Jam (men's and women's scrimmages plus other activities)

First men's game: Nov. 9 vs. Tulane

First women's game: Nov. 11 vs. Tennessee

Other Highlights

- 2,500 cubic yards of concrete removed
- 3,000 cubic yards of concrete installed
- 500 tons of new steel installed
- Over 1 mile of new railing installed
- 20,000 gallons of paint used
- 2,000 feet of new mechanical piping
- 2,500 feet of new ductwork
- \$4M in new audio-visual and scoreboards
- 50 TV's throughout the concourse and Cal-laway Club
- Farthest distance material has traveled to get on site: 4,835 miles
- Shortest distance material has traveled to get on site: 1 mile
- Number of Tech alumni involved in the project: Over 100
- Number of days construction will take: 520
- Number of 1950's old style Coke bottles found while installing the underground foundations: 11
- Number of new staircases: 13
- Number of new sports lights for the competition floor: Over 300
- 270-degree court view from concourse

Contracting Company, the arena already has been recognized by the American Institute of Architects of Atlanta for its significant architectural impact on the city's landscape along with such structures as the Sovereign building, TWELVE Centennial Park Tower I, The Atlantic, Loews Midtown, the Atlanta Botanical Garden Hardin Visitor Center, the Georgia Tech Human Research Building rehabilitation, the Martin Luther King, Jr., Federal Building and the Ray Charles Performing Arts Center.

The Atlanta Business Chronicle noted, "The McCamish Pavilion renovation is an example of a project that respects the history of a structure, while making it more functional now and for the future."

"This renovation expands the arena while preserving the character of the original design by a significant Atlanta architect," said Jay Silverman, senior associate of Lord, Aeck & Sargent, Inc., and president of the American Institute of Architects of Atlanta. "It also responds to the character of a growing Georgia Tech campus."

ZELNAK CENTER / LUCK BUILDING



With an eye toward helping Georgia Tech's basketball teams with their practice scheduling and provide better resources for skill development, the Yellow Jackets now have a 20,000-square-foot basketball practice facility called the Zelnak Center.

Ground was broken for the facility in April of 2009, and the building opened in October of that year.

Spurred by a lead gift from Steve and Judy Zelnak, the facility was built at a cost of \$5 million and was built in a span of six months and opened in time for the beginning of pre-season practice in October of 2009. Zelnak is chairman, president and chief executive officer of Martin Marietta Materials in Raleigh, N.C., and a current member of the Georgia Tech Advisory Board.

The Zelnak Center is connected to the southeast side of the McCamish Pavilion and includes one full-size court with eight baskets, a 24-seat theater for video instruction and the 2,500-square-foot Robert A. Anclien Strength and Conditioning Center. Heery International was the architect for the project, and Gay Construction Company of Atlanta was the contractor.

The James K. Luck Building, which opened in 1987, is a two-story complex located adjacent to McCamish Pavilion and houses the Yellow Jackets' locker room, a brand-new game room, a reception area and offices for the Tech coaching staff.

The locker room underwent a major renovation this summer, and what formerly served as a weight room for the Yellow Jackets has been converted into a game room complete with flat screen televisions, table tennis and billiards.

Tech's Class of 1961 raised the money and led the effort to build the \$1 million annex in celebration of its 25th anniversary.

The building is named for Jim Luck, the late Tech assistant director of athletics who spearheaded construction of the facility. Luck, a Tech graduate and a member of the Institute's Sports Hall of Fame, served as an assistant football coach for 22 years and head baseball coach for 20 years before moving into administration.



2012-13 STATISTICS

ALL GAMES (16-15 / 11-6 HOME, 3-7 AWAY, 2-2 NEUTRAL)

Player	GP-GS	Min-Avg	FG- FGA	Pct	3FG- FGA	Pct	FT- FTA	Pct	Off- Def	Tot	Avg	PF-dq	A	TO	Blk	Stl	Pts	Avg
Georges-Hunt, Marcus	31-30	896-28.9	123- 289	.426	32- 96	.333	56- 89	.629	57- 94	151	4.9	65-1	46	35	3	24	334	10.8
Carter Jr., Robert	31-31	817-26.4	121- 271	.446	18- 64	.281	46- 74	.622	59- 149	208	6.7	68-2	30	50	31	21	306	9.9
Holsey, Kammeon	31-0	597-19.3	111- 199	.558	0- 0	.000	51- 83	.614	66- 80	146	4.7	75-1	31	60	10	11	273	8.8
Miller, Daniel	31-31	884-28.5	104- 203	.512	0- 1	.000	51- 70	.729	73- 133	206	6.6	48-0	67	47	64	27	259	8.4
Udofia, Mfon	31-31	916-29.5	84- 223	.377	38- 110	.345	52- 81	.642	16- 68	84	2.7	71-2	91	53	0	25	258	8.3
Bolden, Chris	31-15	740-23.9	84- 232	.362	35- 115	.304	22- 35	.629	7- 59	66	2.1	53-0	39	41	4	25	225	7.3
Reed, Brandon	30-15	497-16.6	56- 156	.359	28- 73	.384	17- 28	.607	9- 68	77	2.6	30-0	37	25	2	12	157	5.2
Morris, Jason	18-1	217-12.1	25- 70	.357	13- 31	.419	4- 8	.500	11- 28	39	2.2	16-0	10	16	3	9	67	3.7
Poole, Solomon	21-0	190-9.0	14- 46	.304	6- 24	.250	4- 10	.400	3- 12	15	0.7	25-1	21	34	0	7	38	1.8
Royal, Julian	24-0	158-6.6	17- 49	.347	2- 14	.143	5- 6	.833	13- 17	30	1.3	28-2	3	13	6	7	41	1.7
Poole Jr., Stacey	16-0	118-7.4	8- 35	.229	0- 7	.000	8- 13	.615	6- 19	25	1.6	11-0	7	6	1	3	24	1.5
Doyle, Brooks	7-0	17-2.4	1- 3	.333	1- 2	.500	2- 4	.500	0- 2	2	0.3	2-0	0	0	0	0	5	0.7
Jordan, Pierre	21-1	167-8.0	3- 14	.214	0- 7	.000	0- 0	.000	1- 20	21	1.0	23-0	12	12	3	10	6	0.3
Peek, Aaron	5-0	11-2.2	0- 1	.000	0- 0	.000	0- 0	.000	0- 2	2	0.4	2-0	0	1	2	1	0	0.0
TEAM.....									45- 38	83	2.7		6				0	
Total.....	31		751- 1791	.419	173- 544	.318	318- 501	.635	366- 789	1155	37.3	517-9	394	399	129	182	1993	64.3
Opponents.....	31		687- 1715	.401	182- 563	.323	377- 566	.666	312- 757	1069	34.5	480-6	383	391	131	191	1933	62.4

ACC GAMES ONLY (6-12 / 3-6 HOME, 3-6 AWAY)

Player	GP-GS	Min-Avg	FG- FGA	Pct	3FG- FGA	Pct	FT- FTA	Pct	Off- Def	Tot	Avg	PF-dq	A	TO	Blk	Stl	Pts	Avg
Carter Jr., Robert	18-18	495-27.5	70- 157	.446	14- 41	.341	25- 41	.610	30- 87	117	6.5	48-2	15	34	20	11	179	9.9
Georges-Hunt, Marcus	18-18	557-30.9	66- 162	.407	15- 48	.313	28- 45	.622	30- 55	85	4.7	41-1	28	24	2	10	175	9.7
Bolden, Chris	18-14	495-27.5	62- 161	.385	27- 74	.365	20- 31	.645	5- 40	45	2.5	33-0	25	27	3	19	171	9.5
Miller, Daniel	18-18	550-30.6	70- 129	.543	0- 1	.000	31- 39	.795	40- 92	132	7.3	33-0	39	33	32	17	171	9.5
Holsey, Kammeon	18-0	345-19.2	66- 119	.555	0- 0	.000	21- 39	.538	34- 47	81	4.5	46-1	15	40	8	7	153	8.5
Udofia, Mfon	18-18	544-30.2	38- 132	.288	21- 68	.309	35- 50	.700	10- 44	54	3.0	51-2	46	31	0	13	132	7.3
Reed, Brandon	17-3	250-14.7	28- 78	.359	16- 38	.421	5- 11	.455	6- 28	34	2.0	16-0	19	13	1	8	77	4.5
Royal, Julian	11-0	53-4.8	9- 18	.500	2- 5	.400	3- 4	.750	3- 9	12	1.1	6-0	1	3	3	3	23	2.1
Poole, Solomon	17-0	162-9.5	11- 38	.289	6- 21	.286	2- 8	.250	3- 7	10	0.6	23-1	16	26	0	5	30	1.8
Poole Jr., Stacey	13-0	81-6.2	5- 23	.217	0- 5	.000	2- 3	.667	4- 10	14	1.1	9-0	6	5	1	2	12	0.9
Morris, Jason	7-0	43-6.1	2- 13	.154	1- 6	.167	0- 0	.000	1- 5	6	0.9	4-0	2	2	0	3	5	0.7
Jordan, Pierre	9-1	47-5.2	1- 6	.167	0- 4	.000	0- 0	.000	1- 3	4	0.4	6-0	3	3	1	2	2	0.2
Doyle, Brooks	2-0	2-1.0	0- 0	.000	0- 0	.000	0- 0	.000	0- 0	0	0.0	0-0	0	0	0	0	0	0.0
Peek, Aaron	1-0	1-1.0	0- 0	.000	0- 0	.000	0- 0	.000	0- 0	0	0.0	1-0	0	0	1	0	0	0.0
TEAM.....									26- 24	50	2.8		2				0	
Total.....	18		428- 1036	.413	102- 311	.328	172- 271	.635	193- 451	644	35.8	317-7	215	243	72	100	1130	62.8
Opponents.....	18		431- 1013	.425	101- 307	.329	244- 357	.683	183- 451	634	35.2	260-2	231	215	89	126	1207	67.1

Team Statistics

SCORING.....	1993	1933
Points per game	64.3	62.4
Scoring margin	+1.9	-
FIELD GOALS-ATT.....	751-1791	687-1715
Field goal pct419	.401
3 POINT FG-ATT	173-544	182-563
3-point FG pct.....	.318	.323
3-pt FG made per game.....	5.6	5.9
FREE THROWS-ATT.....	318-501	377-566
Free throw pct.....	.635	.666
F-Throws made per game	10.3	12.2
REBOUNDS	1155	1069
Rebounds per game.....	37.3	34.5
Rebounding margin.....	+2.8	-
ASSISTS	394	383
Assists per game	12.7	12.4
TURNOVERS.....	399	391
Turnovers per game	12.9	12.6
Turnover margin	-0.3	-
Assist/turnover ratio	1.0	1.0
STEALS	182	191
Steals per game	5.9	6.2
BLOCKS.....	129	131
Blocks per game	4.2	4.2
ATTENDANCE	125200	108831
Home games-Avg/Game.....	17-7365	10-10720

SCORE BY PERIODS:	1st	2nd	OT	Total
Georgia Tech	990	993	10	1993
Opponents	923	995	15	1933

GEORGIA TECH'S LARGEST ...

LEAD
Overall: 36 (65-29 at 6:19-2H vs. The Citadel, 12/22)
ACC: 30 (37-7 at 8:51-2H vs. Wake Forest, 1/26)
DEFICIT
Overall: 30 (82-52 at 1:55-2H at Virginia, 2/24)
ACC: 30 (82-52 at 1:55-2H at Virginia, 2/24)
MARGIN OF VICTORY
Overall: 34 (75-41 vs. Alabama State, 12/17)
ACC: 20 (82-62 vs. Wake Forest, 1/26)
MARGIN OF DEFEAT
Overall: 28 (82-54 at Virginia, 2/24)
ACC: 32 (82-54 at Virginia, 2/24)
HALFTIME LEAD
Overall: 25 (41-16 vs. The Citadel, 12/22)
ACC: 23 (52-29 vs. Wake Forest, 1/26)
HALFTIME DEFICIT
Overall: 12 (41-29 at Virginia, 2/24)
ACC: 20 (41-29 at Virginia, 2/24)
HOME CROWD
Overall: 8,600 (vs. Tulane, 11/9, Georgia, 12/4, North Carolina, 2/19, NC State, 3/3)
ACC: 9,277 (vs. Duke, 1/7)
ROAD CROWD
Overall: 19,124 (at North Carolina, 1/23)
ACC: 19,124 (at North Carolina, 1/23)
NEUTRAL CROWD
Overall: 22,169 (vs. Boston College, ACC Tournament, 3/14)

Vs. ACC

SCORING.....	1130	1207
Points per game	62.8	67.1
Scoring margin	-4.3	-
FIELD GOALS-ATT.....	428-1036	431-1013
Field goal pct413	.425
3 POINT FG-ATT	102-311	101-307
3-point FG pct.....	.328	.329
3-pt FG made per game.....	5.7	5.6
FREE THROWS-ATT.....	172-271	244-357
Free throw pct.....	.635	.683
F-Throws made per game	9.6	13.6
REBOUNDS	644	634
Rebounds per game.....	35.8	35.2
Rebounding margin.....	+0.6	-
ASSISTS	215	231
Assists per game	11.9	12.8
TURNOVERS.....	243	215
Turnovers per game	13.5	11.9
Turnover margin	-1.6	-
Assist/turnover ratio	0.9	1.1
STEALS	100	126
Steals per game	5.6	7.0
BLOCKS.....	72	89
Blocks per game	4.0	4.9
ATTENDANCE	68633	94980
Home games-Avg/Game.....	9-7626	9-10553

SCORE BY PERIODS:	1st	2nd	OT	Total
Georgia Tech	563	557	10	1130
Opponents	573	619	15	1207

2012-13 STATISTICAL BREAKDOWN

GAMES AT McCAMISH PAVILION (11-6 RECORD)

Player	GP-GS	Min-Avg	FG- FGA	Pct	3FG- FGA	Pct	FT- FTA	Pct	Off- Def	Tot	Avg	PF-dq	A	TO	Blk	Stl	Pts	Avg
Carter Jr., Robert	17-17	459-27.0	79- 159	.497	9- 31	.290	28- 45	.622	29- 89	118	6.9	30-1	23	24	22	14	195	11.5
Georges-Hunt, Marcus	17-17	465-27.4	63- 143	.441	16- 56	.286	36- 58	.621	33- 48	81	4.8	42-1	25	19	0	12	178	10.5
Holsey, Kammeon	17-0	327-19.2	57- 107	.533	0- 0	.000	31- 52	.596	35- 39	74	4.4	36-0	22	26	7	10	145	8.5
Udofia, Mfon	17-17	504-29.6	46- 114	.404	25- 68	.368	27- 42	.643	8- 23	31	1.8	29-0	60	28	0	12	144	8.5
Miller, Daniel	17-17	471-27.7	48- 93	.516	0- 1	.000	35- 47	.745	42- 87	129	7.6	29-0	39	26	41	16	131	7.7
Bolden, Chris	17-6	370-21.8	41- 114	.360	16- 55	.291	14- 23	.609	5- 29	34	2.0	26-0	25	20	2	10	112	6.6
Reed, Brandon	17-10	306-18.0	32- 94	.340	18- 46	.391	10- 16	.625	5- 40	45	2.6	14-0	23	14	2	7	92	5.4
Morris, Jason	9-0	125-13.9	15- 40	.375	11- 21	.524	1- 2	.500	3- 19	22	2.4	10-0	7	10	3	6	42	4.7
Poole Jr., Stacey	10-0	88-8.8	8- 28	.286	0- 6	.000	8- 13	.615	4- 18	22	2.2	8-0	5	3	1	2	24	2.4
Royal, Julian	12-0	95-7.9	11- 29	.379	0- 4	.000	4- 4	1.000	10- 7	17	1.4	22-2	3	8	3	5	26	2.2
Poole, Solomon	12-0	81-6.8	8- 20	.400	3- 9	.333	4- 8	.500	0- 7	7	0.6	8-0	10	18	0	4	23	1.9
Doyle, Brooks	5-0	13-2.6	1- 2	.500	1- 1	1.000	2- 4	.500	0- 2	2	0.4	1-0	0	0	0	0	5	1.0
Jordan, Pierre	14-1	110-7.9	3- 10	.300	0- 4	.000	0- 0	.000	1- 12	13	0.9	16-0	11	9	3	9	6	0.4
Peek, Aaron	5-0	11-2.2	0- 1	.000	0- 0	.000	0- 0	.000	0- 2	2	0.4	2-0	0	1	2	1	0	0.0
TEAM.....									24- 26	50	2.9			4			0	
Total.....	17		412- 954	.432	99- 302	.328	200- 314	.637	199- 448	647	38.1	273-4	253	210	86	108	1123	66.1
Opponents.....	17		352- 936	.376	78- 286	.273	199- 304	.655	175- 397	572	33.6	292-4	203	214	62	108	981	57.7

ROAD GAMES (3-7 RECORD)

Player	GP-GS	Min-Avg	FG- FGA	Pct	3FG- FGA	Pct	FT- FTA	Pct	Off- Def	Tot	Avg	PF-dq	A	TO	Blk	Stl	Pts	Avg
Miller, Daniel	10-10	307-30.7	51- 92	.554	0- 0	.000	10- 15	.667	24- 41	65	6.5	13-0	20	14	19	7	112	11.2
Georges-Hunt, Marcus	10-10	324-32.4	40- 98	.408	10- 26	.385	12- 17	.706	11- 34	45	4.5	15-0	17	12	3	7	102	10.2
Bolden, Chris	10-8	288-28.8	38- 92	.413	18- 46	.391	6- 8	.750	1- 20	21	2.1	19-0	11	15	1	12	100	10.0
Holsey, Kammeon	10-0	189-18.9	41- 67	.612	0- 0	.000	12- 21	.571	21- 29	50	5.0	31-1	5	28	3	1	94	9.4
Carter Jr., Robert	10-10	263-26.3	31- 78	.397	8- 23	.348	13- 23	.565	18- 47	65	6.5	28-1	3	21	6	6	83	8.3
Udofia, Mfon	10-10	283-28.3	20- 70	.286	9- 31	.290	19- 30	.633	6- 32	38	3.8	35-2	20	18	0	8	68	6.8
Reed, Brandon	9-2	120-13.3	12- 37	.324	4- 14	.286	3- 6	.500	2- 17	19	2.1	10-0	10	8	0	3	31	3.4
Morris, Jason	5-0	27-5.4	4- 10	.400	1- 4	.250	1- 4	.250	1- 4	5	1.0	0-0	1	3	0	3	10	2.0
Poole, Solomon	8-0	104-13.0	6- 25	.240	3- 14	.214	0- 2	.000	3- 5	8	1.0	16-1	11	15	0	3	15	1.9
Royal, Julian	8-0	34-4.3	6- 14	.429	2- 6	.333	1- 2	.500	3- 8	11	1.4	4-0	0	3	3	1	15	1.9
Poole Jr., Stacey	6-0	30-5.0	0- 7	.000	0- 1	.000	0- 0	.000	2- 1	3	0.5	3-0	2	3	0	1	0	0.0
Doyle, Brooks	1-0	1-1.0	0- 0	.000	0- 0	.000	0- 0	.000	0- 0	0	0.0	0-0	0	0	0	0	0	0.0
Jordan, Pierre	4-0	30-7.5	0- 2	.000	0- 2	.000	0- 0	.000	0- 4	4	1.0	6-0	1	1	0	1	0	0.0
TEAM.....									17- 9	26	2.6			2			0	
Total.....	10		249- 592	.421	55- 167	.329	77- 128	.602	109- 251	360	36.0	180-5	101	143	35	53	630	63.0
Opponents.....	10		253- 572	.442	72- 189	.381	130- 196	.663	99- 255	354	35.4	131-1	126	118	57	65	708	70.8

NEUTRAL SITE GAMES (2-2 RECORD)

Player	GP-GS	Min-Avg	FG- FGA	Pct	3FG- FGA	Pct	FT- FTA	Pct	Off- Def	Tot	Avg	PF-dq	A	TO	Blk	Stl	Pts	Avg
Georges-Hunt, Marcus	4-3	107-26.8	20- 48	.417	6- 14	.429	8- 14	.571	13- 12	25	6.3	8-0	4	4	0	5	54	13.5
Udofia, Mfon	4-4	129-32.2	18- 39	.462	4- 11	.364	6- 9	.667	2- 13	15	3.8	7-0	11	7	0	5	46	11.5
Reed, Brandon	4-3	71-17.8	12- 25	.480	6- 13	.462	4- 6	.667	2- 11	13	3.3	6-0	4	3	0	2	34	8.5
Holsey, Kammeon	4-0	81-20.3	13- 25	.520	0- 0	.000	8- 10	.800	10- 12	22	5.5	8-0	4	6	0	0	34	8.5
Carter Jr., Robert	4-4	95-23.8	11- 34	.324	1- 10	.100	5- 6	.833	12- 13	25	6.3	10-0	4	5	3	1	28	7.0
Miller, Daniel	4-4	106-26.5	5- 18	.278	0- 0	.000	6- 8	.750	7- 5	12	3.0	6-0	8	7	4	4	16	4.0
Morris, Jason	4-1	65-16.3	6- 20	.300	1- 6	.167	2- 2	1.000	7- 5	12	3.0	6-0	2	3	0	0	15	3.8
Bolden, Chris	4-1	82-20.5	5- 26	.192	1- 14	.071	2- 4	.500	1- 10	11	2.8	8-0	3	6	1	3	13	3.3
Jordan, Pierre	3-0	27-9.0	0- 2	.000	0- 1	.000	0- 0	.000	0- 4	4	1.3	1-0	0	2	0	0	0	0.0
Royal, Julian	4-0	29-7.3	0- 6	.000	0- 4	.000	0- 0	.000	0- 2	2	0.5	2-0	0	2	0	1	0	0.0
Doyle, Brooks	1-0	3-3.0	0- 1	.000	0- 1	.000	0- 0	.000	0- 0	0	0.0	1-0	0	0	0	0	0	0.0
Poole, Solomon	1-0	5-5.0	0- 1	.000	0- 1	.000	0- 0	.000	0- 0	0	0.0	1-0	0	1	0	0	0	0.0
TEAM.....									4- 3	7	1.8			0			0	
Total.....	4		90- 245	.367	19- 75	.253	41- 59	.695	58- 90	148	37.0	64-0	40	46	8	21	240	60.0
Opponents.....	4		82- 207	.396	32- 88	.364	48- 66	.727	38- 105	143	35.8	57-1	54	59	12	18	244	61.0

2012-13 RESULTS/INDIVIDUAL PTS-REB-AST

Date	Opponent	W/L	Score	Att.	Udodia	Royal	Jordan	G-Hunt	Carter	Miller	Bolden	StPoole	Morris	Reed	Holsey	Peek	Doyle	SoPoole
N9	TULANE	W	79-61	8600	8-2-2	2-1-0	0-0-1	14-7-1	9-7-1	10-10-6	12-1-3	DNP	3-4-1	2-6-1	18-7-2	0-0-0	1-0-0	DNP
N14	PRESBYTERIAN	W	52-38	5733	7-0-6	0-4-0	2-1-0	10-4-2	10-4-0	7-9-1	4-0-0	DNP	5-0-0	0-3-0	7-5-1	DNP	DNP	DNP
N22	n1 Rice	W	54-36	-	9-4-3	0-1-0	0-3-0	11-9-2	7-5-1	5-3-3	2-3-1	DNP	4-9-0	7-7-0	9-6-2	DNP	0-0-0	DNP
N23	n1 California	L	57-68	1627	16-3-0	0-0-0	0-0-0	11-5-1	3-5-1	4-4-1	5-3-2	DNP	4-2-0	0-1-1	14-4-2	DNP	DNP	DNP
N25	n1 Saint Mary's	W	65-56	-	11-4-5	0-1-0	0-1-0	11-0-1	11-6-0	2-1-1	4-2-0	DNP	2-0-1	19-2-3	5-7-0	DNP	DNP	DNP
N28	at Illinois	L	62-75	12224	10-2-3	0-2-0	0-2-0	9-1-1	7-7-2	6-2-2	6-2-2	DNP	10-4-1	0-2-0	14-4-1	DNP	DNP	DNP
D4	GEORGIA	W	62-54	8600	12-2-2	0-0-0	0-0-1	18-6-2	5-5-0	6-8-2	6-1-0	DNP	5-1-0	4-3-2	6-6-1	DNP	DNP	DNP
D8	UNC WILMINGTON	W	73-66	5982	7-1-5	4-0-0	0-0-2	10-5-2	19-9-1	12-3-1	5-0-1	DNP	6-6-1	8-4-5	2-2-0	DNP	DNP	DNP
D17	ALABAMA STATE	W	75-41	6203	12-2-4	2-4-0	0-5-2	9-5-1	13-11-3	6-5-1	2-2-1	DNP	DNP	14-5-4	11-5-3	0-1-0	4-1-0	2-2-1
D22	THE CITADEL	W	73-41	7769	7-2-3	8-3-1	0-1-1	12-5-0	9-10-1	4-8-1	2-2-0	7-5-0	DNP	6-2-2	14-7-2	0-0-0	0-1-0	4-2-4
D29	FORDHAM	W	73-48	7851	3-2-7	2-2-1	2-2-1	7-2-3	14-1-1	14-9-2	2-1-2	5-5-1	9-3-1	9-3-0	4-5-1	0-1-0	0-0-0	2-1-0
J2	CHATTANOOGA	W	74-58	5829	14-2-2	0-0-0	0-2-1	16-6-2	13-12-2	7-8-4	2-1-2	0-1-0	9-3-2	3-2-0	10-2-1	DNP	DNP	DNP
J5	MIAMI	L	49-62	7614	10-3-1	0-1-0	0-1-1	7-6-1	7-4-3	6-7-0	6-0-1	0-1-2	0-1-1	0-1-0	10-1-2	DNP	DNP	3-0-1
J9	at NC State	L	70-83	18118	13-3-2	0-1-0	0-0-0	8-2-1	12-7-0	15-10-3	7-3-0	0-1-1	DNP	6-1-0	7-4-0	DNP	DNP	2-1-1
J12	VIRGINIA TECH	L	65-70	7675	11-2-3	DNP	DNP	11-3-0	12-5-0	6-11-1	10-2-4	5-3-1	DNP	3-1-2	4-3-2	DNP	DNP	3-0-0
J17	at Duke	L	57-73	9314	9-3-2	DNP	DNP	7-3-1	8-9-0	9-9-2	20-4-1	DNP	DNP	DNP	4-8-0	DNP	DNP	0-3-1
J23	at North Carolina	L	63-79	19124	3-7-1	3-1-0	DNP	6-10-1	9-12-0	8-5-2	10-2-0	0-1-0	DNP	3-0-1	18-9-0	DNP	0-0-0	3-1-3
J26	WAKE FOREST	W	82-62	8180	9-1-3	0-1-1	0-0-0	12-6-1	20-6-1	8-5-5	9-1-3	6-2-1	DNP	8-6-1	8-5-4	0-0-0	0-0-0	2-1-0
J29	at Clemson	L	60-63	7059	7-8-1	0-1-0	DNP	11-7-3	3-3-0	16-4-1	8-1-1	0-1-1	DNP	1-3-1	14-4-1	DNP	DNP	0-0-2
F3	VIRGINIA	W	66-60	7128	15-1-2	DNP	0-0-0	7-4-0	14-8-3	4-8-4	14-5-1	0-1-0	DNP	0-1-1	12-4-1	DNP	DNP	0-0-0
F5	FLORIDA STATE	L	54-56	7012	6-4-4	DNP	2-0-1	8-3-1	4-3-0	9-5-4	6-5-3	1-1-0	DNP	9-0-1	6-1-0	DNP	DNP	3-0-0
F9	at Virginia Tech	W	64-54	6006	7-4-0	DNP	DNP	13-9-0	7-9-0	7-7-2	5-3-4	DNP	DNP	9-4-4	13-9-1	DNP	DNP	3-1-2
F14	CLEMSON	L	53-56	6862	6-0-4	DNP	0-0-0	11-5-1	10-11-1	2-6-2	9-3-0	0-1-0	DNP	3-2-0	9-8-0	DNP	DNP	3-1-1
F16	at Wake Forest	W	57-56	10486	3-4-6	5-3-0	DNP	16-3-0	10-5-0	13-6-3	6-2-0	0-0-0	0-0-0	0-6-1	4-2-0	DNP	DNP	0-0-0
F19	NORTH CAROLINA	L	58-70	8600	6-2-4	DNP	DNP	12-7-2	9-8-2	6-12-1	12-4-1	0-2-0	DNP	3-0-0	10-6-0	DNP	DNP	0-0-1
F24	at Virginia	L	54-82	12232	4-3-2	2-1-0	0-0-0	12-1-3	9-5-0	11-11-1	5-0-1	0-0-0	0-0-0	0-1-0	8-2-0	DNP	DNP	3-0-1
F27	MARYLAND	W	78-68	6962	2-1-5	4-0-0	DNP	8-1-3	19-10-2	16-9-3	4-2-1	DNP	0-0-1	17-5-4	8-3-1	DNP	DNP	0-0-2
M3	NC STATE	L	57-70	8600	9-4-3	4-1-0	0-1-0	6-6-3	8-4-2	8-6-1	7-4-2	DNP	5-4-0	3-1-0	6-4-1	DNP	DNP	1-0-0
M6	at Miami	W	71-69	7394	3-1-3	1-1-0	DNP	4-6-6	12-3-0	17-5-1	21-4-1	0-0-0	0-1-0	3-1-1	6-5-1	DNP	DNP	4-2-1
M9	at Boston College	L	72-74	5247	9-3-0	4-1-0	0-2-1	16-3-1	6-5-1	10-6-3	12-0-1	DNP	0-0-0	9-1-2	6-3-1	DNP	DNP	DNP
M14	n2 Boston College	L	64-84	22169	10-4-3	0-0-0	DNP	21-11-0	7-9-2	5-4-3	2-3-0	DNP	5-1-1	8-3-0	6-5-0	DNP	DNP	0-0-0

n1 - Anaheim, Calif. (DirecTV Classic), n2 - Greensboro (N.C.) Coliseum (ACC Tournament)

Starting Lineups

Game		F	F	C	G	G
N9	TULANE	Carter, Jr.	Georges-Hunt	Miller	Reed	Udofia
N14	PRESBYTERIAN	Carter, Jr.	Georges-Hunt	Miller	Reed	Udofia
N22	Rice*	Carter, Jr.	Georges-Hunt	Miller	Reed	Udofia
N23	California*	Carter, Jr.	Morris	Miller	Reed	Udofia
N25	Saint Mary's*	Carter, Jr.	Georges-Hunt	Miller	Reed	Udofia
N28	at Illinois	Carter, Jr.	Georges-Hunt	Miller	Reed	Udofia
D4	GEORGIA	Carter, Jr.	Georges-Hunt	Miller	Reed	Udofia
D8	UNC WILMINGTON	Carter, Jr.	Georges-Hunt	Miller	Reed	Udofia
D17	ALABAMA STATE	Carter, Jr.	Georges-Hunt	Miller	Reed	Udofia
D22	THE CITADEL	Carter, Jr.	Georges-Hunt	Miller	Reed	Udofia
D29	FORDHAM	Carter, Jr.	Georges-Hunt	Miller	Reed	Udofia
J2	CHATTANOOGA	Carter, Jr.	Georges-Hunt	Miller	Reed	Udofia
J5	MIAMI	Carter, Jr.	Georges-Hunt	Miller	Reed	Udofia
J9	at NC State	Carter, Jr.	Georges-Hunt	Miller	Reed	Udofia
J12	VIRGINIA TECH	Carter, Jr.	Georges-Hunt	Miller	Reed	Udofia
J17	at Duke	Carter, Jr.	Georges-Hunt	Miller	Bolden	Udofia
J23	at North Carolina	Carter, Jr.	Georges-Hunt	Miller	Bolden	Udofia
J26	WAKE FOREST	Carter, Jr.	Georges-Hunt	Miller	Bolden	Udofia
J29	at Clemson	Carter, Jr.	Georges-Hunt	Miller	Bolden	Udofia
F3	VIRGINIA	Carter, Jr.	Georges-Hunt	Miller	Bolden	Udofia
F5	FLORIDA STATE	Carter, Jr.	Georges-Hunt	Miller	Bolden	Udofia
F9	at Virginia Tech	Carter, Jr.	Georges-Hunt	Miller	Bolden	Udofia
F14	CLEMSON	Carter, Jr.	Georges-Hunt	Miller	Bolden	Udofia
F16	at Wake Forest	Carter, Jr.	Georges-Hunt	Miller	Bolden	Udofia
F19	NORTH CAROLINA	Carter, Jr.	Georges-Hunt	Miller	Bolden	Udofia
F24	at Virginia	Carter, Jr.	Georges-Hunt	Miller	Bolden	Udofia
F27	MARYLAND	Carter, Jr.	Georges-Hunt	Miller	Bolden	Udofia
M3	NC STATE	Carter, Jr.	Georges-Hunt	Miller	Jordan	Udofia
M6	at Miami	Carter, Jr.	Georges-Hunt	Miller	Bolden	Udofia
M9	at Boston College	Carter, Jr.	Georges-Hunt	Miller	Bolden	Udofia
M14	vs Boston College	Carter, Jr.	Georges-Hunt	Miller	Bolden	Udofia

Specialty Stats (GT/Opp)

Game		Paint	Off TO	2ndCh	FBreak	Bench
N9	TULANE	52/38	4/10	17/8	13/4	36/5
N14	PRESBYTERIAN	28/14	23/10	11/0	12/10	18/1
N22	Rice*	26/4	14/4	12/3	0/0	15/24
N23	California*	32/24	13/12	10/16	6/2	30/17
N25	Saint Mary's*	14/18	18/13	4/13	2/2	11/21
N28	at Illinois	26/16	14/16	2/7	4/8	30/20
D4	GEORGIA	10/30	6/13	12/11	11/2	17/18
D8	UNC WILMINGTON	34/18	11/16	8/11	24/9	17/33
D17	ALABAMA STATE	40/10	14/10	10/6	27/6	21/23
D22	THE CITADEL	46/16	21/12	25/6	17/2	35/16
D29	FORDHAM	40/16	14/4	6/6	16/5	26/1
J2	CHATTANOOGA	34/20	10/16	21/5	8/6	21/9
J5	MIAMI	16/28	10/12	8/8	7/11	19/26
J9	at NC State	42/38	14/12	17/11	12/18	16/4
J12	VIRGINIA TECH	28/36	6/5	11/10	7/10	22/18
J17	at Duke	24/32	28/5	10/11	12/4	23/4
J23	at North Carolina	38/40	6/15	10/10	5/14	27/39
J26	WAKE FOREST	38/30	26/14	12/14	10/10	24/11
J29	at Clemson	28/38	12/21	10/10	4/10	15/19
F3	VIRGINIA	24/22	15/12	11/9	4/5	12/16
F5	FLORIDA STATE	18/22	15/11	8/6	8/4	21/25
F9	at Virginia Tech	30/16	8/9	6/5	3/6	25/9
F14	CLEMSON	26/30	9/12	15/11	4/2	15/14
F16	at Wake Forest	28/16	13/10	6/14	8/6	9/7
F19	NORTH CAROLINA	22/34	12/21	12/9	8/14	13/17
F24	at Virginia	24/46	5/25	14/10	0/6	13/22
F27	MARYLAND	36/44	17/17	8/10	18/13	29/21
M3	NC STATE	26/36	6/20	19/8	0/12	26/14
M6	at Miami	32/22	16/13	8/8	8/4	14/11
M9	at Boston College	34/34	17/13	11/12	3/6	19/16
M14	vs Boston College	28/28	9/23	24/7	6/6	19/7

2012-13 GAME-BY-GAME TEAM TOTALS

Georgia Tech Statistics

Opponent	Date	Score	W/L	FG- FGA	Pct	3FG- FGA	Pct	FT- FTA	Pct	Off Def	Tot	Avg	PF	A	TO	Blk	Stl	Pts	Avg
TULANE	11/9/12	79-61	W	32- 57	.561	3- 14	.214	12- 19	.632	16- 31	47	47.0	17	18	10	6	3	79	79.0
PRESBYTERIAN	11/14/12	52-38	W	19- 57	.333	3- 20	.150	11- 16	.688	13- 21	34	40.5	11	10	7	3	6	52	65.5
vs Rice	11/22/12	54-36	W	21- 54	.389	3- 18	.167	9- 13	.692	15- 35	50	43.7	14	12	14	3	6	54	61.7
vs California	11/23/12	57-68	L	24- 61	.393	2- 15	.133	7- 10	.700	11- 18	29	40.0	21	8	10	0	3	57	60.5
vs Saint Mary's	11/25/12	65-56	W	21- 55	.382	7- 19	.368	16- 19	.842	8- 18	26	37.2	17	11	11	1	4	65	61.4
at Illinois	11/28/12	62-75	L	23- 52	.442	8- 21	.381	8- 13	.615	7- 23	30	36.0	15	12	17	6	7	62	61.5
GEORGIA	12/4/12	62-54	W	16- 48	.333	9- 21	.429	21- 32	.656	12- 26	38	36.3	17	10	11	6	8	62	61.6
UNC WILMINGTON	12/8/12	73-66	W	27- 51	.529	5- 11	.455	14- 24	.583	8- 24	32	35.8	15	18	11	3	8	73	63.0
ALABAMA STATE	12/17/12	75-41	W	29- 59	.492	8- 19	.421	9- 16	.563	14- 37	51	37.4	15	20	19	9	8	75	64.3
THE CITADEL	12/22/12	73-41	W	31- 71	.437	5- 18	.278	6- 9	.667	20- 31	51	38.8	13	15	14	4	11	73	65.2
FORDHAM	12/29/12	73-48	W	29- 58	.500	5- 16	.313	10- 19	.526	9- 29	38	38.7	18	20	8	6	6	73	65.9
CHATTANOOGA	1/2/13	74-58	W	27- 57	.474	6- 18	.333	14- 23	.609	16- 26	42	39.0	15	16	13	6	4	74	66.6
MIAMI	1/5/13	49-62	L	17- 52	.327	5- 18	.278	10- 15	.667	7- 22	29	38.2	13	13	12	2	5	49	65.2
at NC State	1/9/13	70-83	L	27- 73	.370	4- 18	.222	12- 16	.750	14- 23	37	38.1	20	8	7	2	5	70	65.6
VIRGINIA TECH	1/12/13	65-70	Lot	22- 61	.361	8- 24	.333	13- 21	.619	9- 23	32	37.7	19	13	9	6	6	65	65.5
at Duke	1/17/13	57-73	L	22- 58	.379	4- 16	.250	9- 18	.500	15- 28	43	38.1	19	7	21	5	4	57	65.0
at North Carolina	1/23/13	63-79	L	27- 75	.360	4- 15	.267	5- 6	.833	17- 33	50	38.8	23	8	19	3	8	63	64.9
WAKE FOREST	1/26/13	82-62	W	32- 59	.542	10- 20	.500	8- 13	.615	10- 26	36	38.6	24	20	15	7	9	82	65.8
at Clemson	1/29/13	60-63	L	23- 54	.426	4- 15	.267	10- 17	.588	12- 23	35	38.4	14	11	17	0	9	60	65.5
VIRGINIA	2/3/13	66-60	W	22- 46	.478	4- 15	.267	18- 25	.720	9- 23	32	38.1	14	12	13	5	5	66	65.6
FLORIDA STATE	2/5/13	54-56	L	19- 50	.380	7- 17	.412	9- 15	.600	7- 17	24	37.4	15	14	11	1	11	54	65.0
at Virginia Tech	2/9/13	64-54	W	23- 59	.390	6- 17	.353	12- 22	.545	10- 39	49	38.0	18	13	11	6	2	64	65.0
CLEMSON	2/14/13	53-56	L	19- 55	.345	3- 13	.231	12- 17	.706	14- 28	42	38.1	14	9	10	4	3	53	64.4
at Wake Forest	2/16/13	57-56	W	22- 56	.393	4- 11	.364	9- 15	.600	8- 24	32	37.9	18	10	14	5	5	57	64.1
NORTH CAROLINA	2/19/13	58-70	L	23- 58	.397	8- 21	.381	4- 11	.364	12- 31	43	38.1	13	11	19	7	5	58	63.9
at Virginia	2/24/13	54-82	L	22- 50	.440	6- 17	.353	4- 8	.500	10- 16	26	37.6	16	8	17	1	3	54	63.5
MARYLAND	2/27/13	78-68	W	26- 51	.510	6- 19	.316	20- 27	.741	7- 27	34	37.5	17	22	13	6	7	78	64.0
NC STATE	3/3/13	57-70	L	22- 64	.344	4- 18	.222	9- 12	.750	16- 26	42	37.6	23	12	15	5	3	57	63.8
at Miami	3/6/13	71-69	W	30- 58	.517	8- 18	.444	3- 6	.500	7- 25	32	37.4	19	14	9	4	4	71	64.0
at Boston College	3/9/13	72-74	L	30- 57	.526	7- 19	.368	5- 7	.714	9- 17	26	37.1	18	10	11	3	6	72	64.3
vs Boston College	3/14/13	64-84	L	24- 75	.320	7- 23	.304	9- 17	.529	24- 19	43	37.3	12	9	11	4	8	64	64.3
Totals				751-1791	.419	173- 544	.318	318- 501	.635	366- 789	1155	37.3	517	394	399	129	182	1993	64.3

Opponent Statistics

Opponent	Date	Score	W/L	FG- FGA	Pct	3FG- FGA	Pct	FT- FTA	Pct	Off- Def	Tot	Avg	PF	A	TO	Blk	Stl	Pts	Avg
TULANE	11/9/12	79-61	W	25- 59	.424	3- 12	.250	8- 16	.500	7- 16	23	23.0	17	6	4	1	4	61	61.0
PRESBYTERIAN	11/14/12	52-38	W	15- 40	.375	5- 15	.333	3- 7	.429	4- 26	30	26.5	20	10	18	1	3	38	49.5
vs Rice	11/22/12	54-36	W	11- 48	.229	9- 30	.300	5- 9	.556	5- 21	26	26.3	13	9	12	1	5	36	45.0
vs California	11/23/12	57-68	L	23- 52	.442	3- 14	.214	19- 26	.731	13- 28	41	30.0	12	15	15	3	3	68	50.8
vs Saint Mary's	11/25/12	65-56	W	17- 46	.370	6- 20	.300	16- 21	.762	11- 27	38	31.6	16	13	21	2	5	56	51.8
at Illinois	11/28/12	62-75	L	27- 57	.474	14- 28	.500	7- 18	.389	10- 26	36	32.3	17	15	14	7	7	75	55.7
GEORGIA	12/4/12	62-54	W	18- 57	.316	2- 17	.118	16- 22	.727	17- 26	43	33.9	22	7	11	4	7	54	55.4
UNC WILMINGTON	12/8/12	73-66	W	22- 56	.393	9- 20	.450	13- 17	.765	11- 23	34	33.9	19	13	13	2	4	66	56.8
ALABAMA STATE	12/17/12	75-41	W	15- 60	.250	4- 19	.211	7- 14	.500	11- 19	30	33.4	17	11	15	4	6	41	55.0
THE CITADEL	12/22/12	73-41	W	15- 59	.254	3- 22	.136	8- 12	.667	12- 21	33	33.4	12	12	17	2	7	41	53.6
FORDHAM	12/29/12	73-48	W	16- 57	.281	4- 19	.211	12- 18	.667	13- 25	38	33.8	16	9	14	5	3	48	53.1
CHATTANOOGA	1/2/13	74-58	W	21- 50	.420	5- 16	.313	11- 19	.579	6- 19	25	33.1	23	15	11	4	6	58	53.5
MIAMI	1/5/13	49-62	L	22- 53	.415	7- 19	.368	11- 17	.647	10- 30	40	33.6	13	13	13	5	8	62	54.2
at NC State	1/9/13	70-83	L	28- 55	.509	7- 16	.438	20- 29	.690	9- 34	43	34.3	16	16	13	8	4	83	56.2
VIRGINIA TECH	1/12/13	65-70	Lot	24- 58	.414	3- 16	.188	19- 24	.792	11- 32	43	34.9	16	9	12	4	4	70	57.1
at Duke	1/17/13	57-73	L	26- 65	.400	10- 21	.476	11- 16	.688	15- 25	40	35.2	18	12	13	5	10	73	58.1
at North Carolina	1/23/13	63-79	L	30- 70	.429	6- 17	.353	13- 22	.591	13- 32	45	35.8	8	19	14	10	9	79	59.4
WAKE FOREST	1/26/13	82-62	W	20- 57	.351	3- 12	.250	19- 32	.594	16- 20	36	35.8	18	10	16	7	6	62	59.5
at Clemson	1/29/13	60-63	L	26- 57	.456	5- 16	.313	6- 12	.500	12- 22	34	35.7	13	12	15	3	12	63	59.7
VIRGINIA	2/3/13	66-60	W	22- 55	.400	9- 22	.409	7- 11	.636	13- 18	31	35.5	22	15	14	3	4	60	59.7
FLORIDA STATE	2/5/13	54-56	L	20- 40	.500	5- 15	.333	11- 17	.647	4- 26	30	35.2	15	18	16	5	6	56	59.5
at Virginia Tech	2/9/13	64-54	W	19- 62	.306	7- 20	.350	9- 14	.643	6- 29	35	35.2	17	8	8	6	1	54	59.3
CLEMSON	2/14/13	53-56	L	21- 50	.420	5- 12	.417	9- 17	.529	7- 23	30	35.0	17	10	7	9	5	56	59.1
at Wake Forest	2/16/13	57-56	W	14- 48	.292	5- 20	.250	23- 25	.920	9- 26	35	35.0	15	6	17	8	5	56	59.0
NORTH CAROLINA	2/19/13	58-70	L	25- 66	.379	6- 20	.300	14- 17	.824	11- 27	38	35.1	12	19	9	2	14	70	59.4
at Virginia	2/24/13	54-82	L	32- 59	.542	6- 19	.316	12- 14	.857	10- 19	29	34.8	8	15	5	3	5	82	60.3
MARYLAND	2/27/13	78-68	W	27- 63	.429	4- 19	.211	10- 14	.714	11- 21	32	34.7	20	14	14	1	9	68	60.6
NC STATE	3/3/13	57-70	L	24- 56	.429	1- 11	.091	21- 30	.700	11- 25	36	34.8	13	12	10	3	12	70	60.9
at Miami	3/6/13	71-69	W	24- 50	.480	6- 18	.333	15- 21	.714	5- 23	28	34.6	11	10	8	5	4	69	61.2
at Boston College	3/9/13	72-74	L	27- 49	.551	6- 14	.429	14- 25	.560	10- 19	29	34.4	8	13	11	2	8	74	61.6
vs Boston College	3/14/13	64-84	L	31- 61	.508	14- 24	.583	8- 10	.800	9- 29	38	34.5	16	17	11	6	5	84	62.4
Totals				687-1715	.401	182- 563	.323	377- 566	.666	312- 757	1069	34.5	480	383	391	131	191	1933	62.4

2012-13 GAME SUMMARIES

GAME 1

Georgia Tech 79, Tulane 61

Nov. 9, 2012 • McCamish Pavilion

Kammeeon Holsey, who didn't start due to an ankle injury, scored 18 points and Georgia Tech opened its season by beating Tulane 79-61 in the inaugural game at new McCamish Pavilion, built on the site of the Yellow Jackets' old Alexander-Memorial Coliseum.

Josh Davis led Tulane (0-1) with a career-high 27 points. Ricky Tarrant had 18.

Holsey, a junior forward, came off the bench less than 5 minutes into the game and immediately assumed a lead scoring role for Georgia Tech (1-0).

Brian Gregory opened his second season as Georgia Tech's coach by starting freshmen forwards Marcus Georges-Hunt, who had 14 points and seven rebounds, and Robert Carter, Jr., who had nine points and seven rebounds. Another freshman, Chris Bolden, made two 3-pointers and had 10 points.

Georgia Tech had more than 140 former players, managers and trainers back for the game, including its first All-American, Roger Kaiser, and all-time leading scorer Rich Yunkus.

TULANE (0-1)

Player	FG-A	3P-A	FT-A	Reb	PF	Pts	A	TO	Bk	S	MIN
Davis	12-15	1-1	2-5	4	3	27	3	1	0	0	33
Timmons	1-6	0-0	1-4	5	2	3	0	1	1	3	30
Bruha	2-7	0-0	0-0	4	0	4	0	0	0	0	18
Tarrant	6-13	1-4	5-7	2	3	18	0	0	0	0	38
Callahan	2-12	0-4	0-0	1	2	4	3	0	0	1	34
Dabney	0-0	0-0	0-0	0	0	0	0	0	0	0	4
Cherry	1-3	1-3	0-0	0	2	3	0	0	0	0	15
Mack	0-0	0-0	0-0	0	0	0	0	0	0	0	0+
Birchfield	0-0	0-0	0-0	1	2	0	0	0	1	0	2
Norella	0-0	0-0	0-0	0	0	0	0	0	0	0	0+
Hook	0-0	0-0	0-0	0	1	0	0	0	0	0	0+
Nwogbo	0-0	0-0	0-0	0	0	0	0	0	0	0	0+
Drye	1-3	0-0	0-0	4	2	2	0	1	0	0	26
Totals	25-59	3-12	8-16	23	17	61	6	4	1	4	200
FG%	1st Half: 12-30 40.0%		2nd Half: 13-29 44.8%		Game: 42.4%						
3FG%	1st Half: 2-7 28.6%		2nd Half: 1-5 20.0%		Game: 25.0%						
FT%	1st Half: 4-6 66.7%		2nd Half: 4-10 40.0%		Game: 50.0%						

GEORGIA TECH (1-0)

Player	FG-A	3P-A	FT-A	Reb	PF	Pts	A	TO	Bk	S	MIN
Georges-Hunt	6-8	0-2	2-2	7	2	14	1	0	0	1	24
Carter Jr.	3-7	0-1	3-4	7	2	9	1	1	2	0	25
Miller	4-8	0-0	2-4	10	2	10	6	2	3	0	26
Udofia	4-5	0-1	1-2	2	2	8	2	2	0	0	31
Reed	1-3	0-0	0-1	6	1	2	1	2	0	0	18
Royal	1-4	0-2	0-0	1	1	2	0	0	0	0	10
Jordan	0-0	0-0	0-0	0	1	0	1	1	0	1	9
Bolden	5-10	2-6	0-0	1	3	12	3	0	0	0	23
Morris	1-3	1-2	0-0	4	1	3	1	2	1	1	16
Holsey	7-9	0-0	4-5	7	2	18	2	0	0	0	18
Peek	0-0	0-0	0-0	0	0	0	0	0	0	0	0+
Doyle	0-0	0-0	1-2	0	0	0	1	0	0	0	0+
Totals	32-57	3-14	12-19	47	17	79	18	10	6	3	200
FG%	1st Half: 15-30 50.0%		2nd Half: 17-27 63.0%		Game: 56.1%						
3FG%	1st Half: 2-7 28.6%		2nd Half: 1-7 14.3%		Game: 21.4%						
FT%	1st Half: 7-10 70.0%		2nd Half: 5-9 55.6%		Game: 63.2%						

Score by Periods	1st	2nd	Total
Tulane	30	31	61
Georgia Tech	39	40	79

Officials: Karl Hess, Gary Maxwell, Raymond Styons
 Attendance: 8600
 Points in the paint-TLN 38,GT 52. Points off turnovers-TLN 10,GT 4.
 2nd chance points-TLN 8,GT 17. Fast break points-TLN 4,GT 13.
 Bench points-TLN 5,GT 36. Score tied-3 times. Lead changed-1 time.
 Largest lead-TLN by 2 1st-18:44, GT by 21 2nd-04:24.

GAME 2

Georgia Tech 52, Presbyterian 38

Nov. 14, 2012 • McCamish Pavilion

Freshmen Marcus Georges-Hunt and Robert Carter Jr. scored 10 points each to lead Georgia Tech to a 52-38 win over Presbyterian in a non-conference matchup.

The Yellow Jackets (2-0) weren't very good from distance in making just 3-of-20 3-point shots, and for a long time they weren't very good in the paint, either, before whipping the Blue Hose (0-2) badly in the paint in the second half.

The bigger team from the Atlantic Coast Conference had a 22-4 edge in points in the paint after trailing 25-24 at intermission.

Presbyterian senior guard Khalid Mutakabbir led the Blue Hose with 13 points, 12 of them coming in the first half.

The Yellow Jackets started the second half with an 18-2 run to take a 42-27 lead on freshman Chris Bolden's dunk with 11:45 remaining in the game.

Georgia Tech's second-half success came in stark contrast to the Jackets' first half problems. They moved easily to a 12-2 lead, but then struggled with the Presbyterian zone for the remainder of the first half.

PRESBYTERIAN (0-2)

Player	FG-A	3P-A	FT-A	Reb	PF	Pts	A	TO	Bk	S	MIN
Clyburn	2-5	0-0	0-1	8	4	4	0	5	1	0	24
Downing	4-14	1-6	0-0	4	3	9	0	5	0	0	38
Truss	4-5	0-0	0-0	5	5	8	0	2	0	0	34
Anderson	1-2	1-2	0-0	1	3	3	3	0	0	1	37
Mutakabbir	4-11	3-6	2-4	2	1	13	7	5	0	2	40
Mctavish	0-3	0-1	1-2	1	4	1	0	1	0	0	25
Campbell	0-0	0-0	0-0	1	0	0	0	0	0	0	2
Totals	15-40	5-15	3-7	30	20	38	10	18	1	3	200
FG%	1st Half: 10-22 45.5%		2nd Half: 5-18 27.8%		Game: 37.5%						
3FG%	1st Half: 4-8 50.0%		2nd Half: 1-7 14.3%		Game: 33.3%						
FT%	1st Half: 1-2 50.0%		2nd Half: 2-5 40.0%		Game: 42.9%						

GEORGIA TECH (2-0)

Player	FG-A	3P-A	FT-A	Reb	PF	Pts	A	TO	Bk	S	MIN
Georges-Hunt	4-11	0-4	2-3	4	1	10	2	1	0	1	29
Carter Jr.	4-11	1-3	1-3	4	1	10	0	1	1	2	24
Miller	2-3	0-0	3-4	9	1	7	1	1	0	1	28
Udofia	1-5	1-4	4-5	0	0	7	6	0	0	1	30
Reed	0-5	0-2	0-0	3	0	0	0	0	0	0	17
Royal	0-1	0-0	0-0	4	3	0	0	0	2	0	9
Jordan	1-2	0-1	0-0	1	1	2	0	1	0	1	9
Bolden	2-5	0-3	0-0	0	2	4	0	0	0	0	19
Morris	2-8	1-3	0-0	2	5	0	3	0	1	1	16
Holsey	3-6	0-0	1-1	5	0	7	1	1	0	0	19
Totals	19-57	3-20	11-16	34	11	52	10	7	3	6	200
FG%	1st Half: 7-28 25.0%		2nd Half: 12-29 41.4%		Game: 33.3%						
3FG%	1st Half: 2-13 15.4%		2nd Half: 1-7 14.3%		Game: 15.0%						
FT%	1st Half: 8-10 80.0%		2nd Half: 3-6 50.0%		Game: 68.8%						

Score by Periods	1st	2nd	Total
Presbyterian	25	13	38
Georgia Tech	24	28	52

Officials: Ray Perone, Doug Shows, John Gaffney
 Attendance: 5733
 Points in the paint-PC 14,GT 28. Points off turnovers-PC 10,GT 23.
 2nd chance points-PC 0,GT 11. Fast break points-PC 10,GT 12.
 Bench points-PC 1,GT 18. Score tied-1 time. Lead changed-2 times.
 Largest lead-PC by 4 1st-04:10, GT by 15 2nd-11:45.

GAME 3

Georgia Tech 54, Rice 36

Nov. 22, 2012 • Anaheim, Calif.

Marcus Georges-Hunt had 11 points and nine rebounds, leading Georgia Tech to a 54-36 victory over Rice in an opening-round game of the DirecTV Classic. Tech held the Owls to 23 percent shooting and outrebounded them 50-26, including 15 off the offensive glass – resulting in 12 second-chance points.

The 36-point yield by Tech was the lowest for a Yellow Jacket team since the 1949-50 season and the lowest by a team in the seven-year history of the DirecTV Classic.

Tech (3-0) opened the second half with a 13-3 run, including a 12-footer and a 3-pointer by Brandon Reed 32 seconds apart. Georges-Hunt, a freshman, capped the rally on a pair of free throws, giving the Yellow Jackets a 38-22 lead with 15:11 remaining.

Rice (1-3) went 7:36 without a field goal during that stretch, which was sandwiched by 3-pointers from Owls reserve guard Austin Ramljak. The junior led the Owls with 18 points and shot 6 for 12 from the field – all of his shots coming from 3-point range.

Another 3-pointer by Ramljak got Rice within 42-29 with 7:09 to play, but Georgia Tech closed with a 12-7 run.

RICE (1-3)

Player	FG-A	3P-A	FT-A	Reb	PF	Pts	A	TO	Bk	S	MIN
Wilson	0-2	0-0	0-0	0	3	0	0	0	0	0	17
Gearhart	1-5	1-4	0-0	2	2	3	2	1	0	1	28
Guercy	0-4	0-1	0-0	1	1	0	0	2	0	0	22
Jackson	2-11	2-7	3-4	5	2	9	2	4	0	1	32
DeBose	0-6	0-2	0-2	5	1	0	2	2	0	0	31
Kapic	0-0	0-0	0-0	0	0	0	0	0	0	0	0+
Washington	2-7	0-3	2-2	6	1	6	1	1	0	3	25
Peera	0-1	0-1	0-0	0	0	0	0	2	0	0	9
Ramljak	6-12	6-12	0-0	4	3	18	0	2	1	0	29
Firozgary	0-0	0-0	0-1	0	0	0	0	0	0	0	7
Totals	11-48	9-30	5-9	26	13	36	9	12	1	5	200
FG%	1st Half: 7-28 25.0%		2nd Half: 4-20 20.0%		Game: 22.9%						
3FG%	1st Half: 5-15 33.3%		2nd Half: 4-15 26.7%		Game: 30.0%						
FT%	1st Half: 0-2 0.0%		2nd Half: 5-7 71.4%		Game: 55.6%						

GEORGIA TECH (3-0)

Player	FG-A	3P-A	FT-A	Reb	PF	Pts	A	TO	Bk	S	MIN
Carter Jr.	3-6	0-1	1-2	5	1	7	1	1	0	0	21
Miller	1-2	0-0	3-4	3	0	5	3	0	2	0	25
Udofia	4-7	1-2	0-2	4	2	9	3	1	0	1	24
Georges-Hunt	4-9	1-4	2-2	9	1	11	2	2	0	2	28
Reed	3-6	1-3	0-0	7	1	7	0	1	0	1	18
Royal	0-3	0-2	0-0	1	1	0	0	1	0	1	14
Jordan	0-2	0-1	0-0	3	1	0	0	1	0	0	15
Bolden	1-4	0-1	0-0	3	2	2	1	3	1	1	15
Morris	2-9	0-3	0-0	9	3	4	0	2	0	0	19
Holsey	3-5	0-0	3-3	6	1	9	2	2	0	0	18
Doyle	0-1	0-1	0-0	0	1	0	0	0	0	0	3
Totals	21-54	3-18	9-13	50	14	54	12	14	3	6	200
FG%	1st Half: 11-28 39.3%		2nd Half: 10-26 38.5%		Game: 38.9%						
3FG%	1st Half: 2-10 20.0%		2nd Half: 1-8 12.5%		Game: 16.7%						
FT%	1st Half: 3-4 75.0%		2nd Half: 6-9 66.7%		Game: 69.2%						

2012-13 GAME SUMMARIES

GAME 4

California 68, Georgia Tech 57

Nov. 23, 2012 • Anaheim, Calif.

Justin Cobbs scored 17 points, Richard Solomon got six of his 12 points down the stretch to help fuel a pivotal rally and California beat Georgia Tech 68-57 to advance to the championship game of the DirecTV Classic.

Allen Crabbe added 13 points and five assists for Cal (5-0).

Mfon Udofia had 16 points and Kammeon Holsey came off the bench to score 14 for Georgia Tech (3-1), which shot 39 percent from the field, was 2 of 15 from 3-point range and was outrebounded 41-29.

GEORGIA TECH (3-1)

Player	FG-A	3P-A	FT-A	Reb	PF	Pts	A	TO	Bk	S	MIN
Carter Jr.	1-8	0-3	1-1	5	4	3	1	1	0	1	22
Miller	2-4	0-0	0-0	4	2	4	1	5	0	0	30
Udofia	7-13	1-4	1-2	3	2	16	0	3	0	2	38
Morris	1-3	0-1	2-2	2	2	4	0	0	0	0	22
Reed	0-2	0-0	0-0	1	1	0	1	0	0	0	9
Royal	0-1	0-1	0-0	0	1	0	0	0	0	0	4
Jordan	0-0	0-0	0-0	0	0	0	0	0	0	0	2
Georges-Hunt	5-12	0-0	1-2	5	2	11	1	0	0	0	24
Bolden	2-8	1-6	0-0	3	3	5	2	1	0	0	29
Holsey	6-10	0-0	2-3	4	4	14	2	0	0	0	20
Totals	24-61	2-15	7-10	29	21	57	8	10	0	3	200
FG%	1st Half: 15-31 48.4%		2nd Half: 9-30 30.0%		Game: 39.3%						
3FG%	1st Half: 1-8 12.5%		2nd Half: 1-7 14.3%		Game: 13.3%						
FT%	1st Half: 2-3 66.7%		2nd Half: 5-7 71.4%		Game: 70.0%						

CALIFORNIA (5-0)

Player	FG-A	3P-A	FT-A	Reb	PF	Pts	A	TO	Bk	S	MIN
Solomon	4-10	0-0	4-5	9	3	12	1	1	0	0	26
Kravish	4-6	0-0	1-2	8	1	9	1	1	0	0	28
Cobbs	5-9	1-2	6-8	5	1	17	4	4	0	3	37
Smith	0-3	0-1	0-0	4	1	0	2	3	0	0	10
Crabbe	4-13	1-7	4-4	5	3	13	5	3	1	0	38
Wallace	3-6	1-4	4-7	5	3	11	1	2	1	0	30
Thurman	3-5	0-0	0-0	2	0	6	1	1	1	0	31
Totals	23-52	3-14	19-26	41	12	68	15	15	3	3	200
FG%	1st Half: 13-29 44.8%		2nd Half: 10-23 43.5%		Game: 44.2%						
3FG%	1st Half: 1-7 14.3%		2nd Half: 2-7 28.6%		Game: 21.4%						
FT%	1st Half: 7-8 87.5%		2nd Half: 12-18 66.7%		Game: 73.1%						

Score by Periods	1st	2nd	Total
Georgia Tech	33	24	57
California	34	34	68

Officials: Patrick Adams, Mike Scyphers, Randy Heimerman

Attendance: 1627

Points in the paint-GT 32,CAL 24. Points off turnovers-GT 13,CAL 12.

2nd chance points-GT 10,CAL 16. Fast break points-GT 6,CAL 2.

Bench points-GT 30,CAL 17. Score tied-3 times. Lead changed-8 times.

Largest lead-GT by 5 1st-09:43, CAL by 14 2nd-05:06.

GAME 5

Georgia Tech 65, Saint Mary's 56

Nov. 25, 2012 • Anaheim, Calif.

Brandon Reed scored 19 points and Georgia Tech made six 3-pointers in the second half to beat Saint Mary's (Calif.) 65-56, capturing third place in the DirecTV Classic.

Stephen Holt had a team-high 10 points for Saint Mary's (4-2) in the first-ever meeting between the schools.

Saint Mary's led 26-23 at halftime despite the fact that guard Matthew Dellavedova, who had a career-high 32 points in the team's previous win over Drexel, missed all three of his shots in the half before finishing 1 for 8 with five points.

Kammeon Holsey, who came off the Georgia Tech bench, did not make his first field goal until he converted a jumper with 6:28 left for a 46-42 lead. The Yellow Jackets (4-1) broke it open with an 11-2 run, including two 3-pointers by Reed, and took a 58-48 lead with 56 seconds to play.

Dellavedova had five of the Gaels' 21 turnovers, which were converted into 18 points by Georgia Tech's stifling defense.

SAINT MARY'S (4-2)

Player	FG-A	3P-A	FT-A	Reb	PF	Pts	A	TO	Bk	S	MIN
Waldow	2-7	0-0	1-2	7	1	5	0	0	0	0	18
Young	1-4	0-0	4-6	4	2	6	0	3	0	3	20
Dellavedova	1-8	1-6	2-2	3	1	5	8	5	0	0	40
Holt	2-7	1-5	5-6	9	5	10	4	5	0	2	37
Walker III	4-5	1-1	0-0	3	2	9	0	2	0	0	32
Page	2-4	2-3	0-0	1	0	6	0	3	0	0	11
Rowley	1-2	0-0	0-0	1	1	2	0	1	1	0	8
Guisti	0-0	0-0	0-0	0	0	0	0	0	0	0	0+
Levesque	2-7	1-5	4-5	5	4	9	1	0	0	0	20
Hodgson	2-2	0-0	0-0	3	0	4	0	2	1	0	14
Totals	17-46	6-20	16-21	38	16	56	13	21	2	5	200
FG%	1st Half: 9-20 45.0%		2nd Half: 8-26 30.8%		Game: 37.0%						
3FG%	1st Half: 3-8 37.5%		2nd Half: 3-12 25.0%		Game: 30.0%						
FT%	1st Half: 5-6 83.3%		2nd Half: 11-15 73.3%		Game: 76.2%						

GEORGIA TECH (4-1)

Player	FG-A	3P-A	FT-A	Reb	PF	Pts	A	TO	Bk	S	MIN
Carter Jr.	4-9	1-3	2-2	6	4	11	0	0	1	0	27
Miller	1-6	0-0	0-0	1	3	2	1	1	0	1	25
Udofia	3-8	0-1	5-5	4	1	11	5	3	0	2	32
Georges-Hunt	3-7	2-4	3-4	0	3	11	1	1	0	1	22
Reed	6-8	4-6	3-4	2	3	19	3	1	0	0	25
Royal	0-2	0-1	0-0	1	0	0	0	1	0	0	3
Jordan	0-0	0-0	0-0	1	0	0	0	1	0	0	10
Bolden	2-8	0-3	0-0	2	1	4	0	1	0	0	17
Morris	1-6	0-1	0-0	0	0	2	1	0	0	0	17
Holsey	1-1	0-0	3-4	7	2	5	0	2	0	0	22
Totals	21-55	7-19	16-19	26	17	65	11	11	1	4	200
FG%	1st Half: 9-28 32.1%		2nd Half: 12-27 44.4%		Game: 38.2%						
3FG%	1st Half: 1-8 12.5%		2nd Half: 6-11 54.5%		Game: 36.8%						
FT%	1st Half: 3-3 100%		2nd Half: 13-16 81.3%		Game: 84.2%						

Score by Periods	1st	2nd	Total
Saint Mary's	26	30	56
Georgia Tech	22	43	65

Officials: Mike Scyphers, Mike Eggers, Deron White

Attendance: n/a

Points in the paint-SMC 18,GT 14. Points off turnovers-SMC 13,GT 18.

2nd chance points-SMC 13,GT 4. Fast break points-SMC 2,GT 2.

Bench points-SMC 21,GT 11. Score tied-5 times. Lead changed-4 times.

Largest lead-SMC by 6 1st-14:23, GT by 11 2nd-00:36.

GAME 6

Illinois 75, Georgia Tech 62

Nov. 28, 2012 • Champaign, Ill.

Reserve guard Joseph Bertrand hit 3-pointers on consecutive possessions and scored every point in a 10-0 run to ignite the Illini to a 75-62 victory over Georgia Tech in an ACC-Big Ten Challenge game.

Illinois (8-0) rallied late behind Bertrand, whose one-man show lifted the Illini from a 58-54 deficit late in the second half. They finished the game on a 21-4 run over the final 7:15.

Bertrand scored 12 of his 15 points in the second half, going 6 for 8 from the floor while going 3 of 4 behind the 3-point line.

Illinois guard Brandon Paul also scored 15 points to go with seven rebounds and seven assists. Tyler Griffey and D.J. Richardson had 14 points apiece.

Kammeon Holsey led Georgia Tech (4-2) with 14 points while Jason Morris and Mfon Udofia scored 10 apiece. The Yellow Jackets appeared to grab control with a 12-3 run midway through the second half for a 54-50 lead before wilting down the stretch.

GEORGIA TECH (4-2)

Player	FG-A	3P-A	FT-A	Reb	PF	Pts	A	TO	Bk	S	MIN
Carter Jr.	2-8	1-2	2-2	7	1	7	2	2	0	1	27
Reed	0-4	0-3	0-0	2	1	0	0	2	0	0	15
Miller	3-7	0-0	0-0	2	0	6	2	0	5	1	24
Udofia	4-4	2-2	0-1	2	3	10	3	3	0	0	29
Georges-Hunt	3-9	2-4	1-2	1	2	9	1	1	1	2	32
Royal	0-2	0-2	0-0	2	1	0	0	1	0	0	4
Jordan	0-0	0-0	0-0	2	4	0	0	0	0	0	9
Bolden	2-5	2-5	0-0	2	1	6	2	3	0	1	21
Morris	4-7	1-3	1-4	4	0	10	1	2	0	2	14
Holsey	5-6	0-0	4-4	4	2	14	1	3	0	0	25
Totals	23-52	8-21	8-13	30	15	62	12	17	6	7	200
FG%	1st Half: 12-26 46.2%		2nd Half: 11-26 42.3%		Game: 44.2%						
3FG%	1st Half: 5-11 45.5%		2nd Half: 3-10 30.0%		Game: 38.1%						
FT%	1st Half: 6-10 60.0%		2nd Half: 2-3 66.7%		Game: 61.5%						

ILLINOIS (8-0)

Player	FG-A	3P-A	FT-A	Reb	PF	Pts	A	TO	Bk	S	MIN
Griffey	5-7	3-4	1-1	3	3	14	0	1	1	1	30
Egwu	3-6	0-0	0-2	4	4	6	0	1	2	0	25
Richardson	4-10	4-7	2-2	4	2	14	2	1	1	1	28
Paul	5-11	2-6	3-9	7	2	15	7	4	1	2	38
Abrams	2-7	1-5	1-1	4	1	6	5	4	0	2	25
McLaurin	1-4	0-0	0-2	5	2	2	0	2	2	0	23
Bertrand	6-8	3-4	0-1	3	3	15	1	1	0	1	22
Henry	1-4	1-2	0-0	1	0	3	0	0	0	0	2
Langford	0-0	0-0	0-0	2	0	0	0	0	0	0	7
Totals	27-57	14-28	7-18	36	17	75	15	14	7	7	200
FG%	1st Half: 14-30 46.7%		2nd Half: 13-27 48.1%		Game: 47.4%						
3FG%	1st Half: 7-15 46.7%		2nd Half: 7-13 53.8%		Game: 50.0%						
FT%	1st Half: 1-1 100%		2nd Half: 6-17 35.3%		Game: 38.9%						

Score by Periods	1st	2nd	Total
Georgia Tech	35	27	62
Illinois	36	39	75

Officials: Ted Valentine, Lamont Simpson, Bo Boroski

Attendance: 12224

Points in the paint-GT 26,ILL 16. Points off turnovers-GT 14,ILL 16.

2nd chance points-GT 2,ILL 7. Fast break points-GT 4,ILL 8.

Bench points-GT 30,ILL 20. Score tied-5 times. Lead changed-8 times.

Largest lead-GT by 6 1st-12:37, ILL by 13 2nd-00:34.

2012-13 GAME SUMMARIES

GAME 7

Georgia Tech 62, Georgia 54

Dec. 4, 2012 • McCamish Pavilion

Freshman Marcus Georges-Hunt scored a career-high 18 points and Georgia Tech never trailed while beating Georgia 62-54.

Georgia Tech (5-2) won back-to-back games in the state rivalry for the first time since three straight wins from 1992-94.

Mfon Udofia added 12 points for Georgia Tech, including a three-point play with about 1 minute remaining after Georgia cut the Yellow Jackets' lead to 55-50.

Kentavious Caldwell-Pope led Georgia (2-6) with 16 points. The Bulldogs had no other scorer in double figures and made only 31.6 percent of their shots (18 of 57) from the field.

Georgia Tech's tight man-to-man defense extended beyond the 3-point line, keeping constant pressure on the Bulldogs' guards. Georgia made only 2 of 17 3-pointers and found it difficult to create open shots close to the basket.

Georgia Tech shot much better from long range, making 9 of 21 3-pointers.

GEORGIA (2-6)

Player	FG-A	3P-A	FT-A	Reb	PF	Pts	A	TO	Bk	S	MIN
Thornton	3-7	0-2	1-1	3	3	7	0	1	1	0	16
Djuricic	1-8	0-2	2-2	6	4	4	2	1	0	2	33
Williams, D	3-7	0-0	0-0	7	5	6	0	1	1	1	22
Caldwell-Pope	5-18	1-8	5-6	13	4	16	2	3	1	1	35
Williams, V	0-7	0-3	3-4	2	0	3	1	1	0	2	32
Mann	0-0	0-0	0-3	1	0	0	0	1	0	0	8
Dixon	0-0	0-0	0-0	0	0	0	0	0	0	0	3
Gaines	2-2	1-1	0-0	0	0	5	0	2	0	0	8
Brantley	0-1	0-1	0-0	0	1	0	0	0	0	0	5
Morris	2-2	0-0	5-6	4	3	9	2	0	0	1	19
Cannon	2-5	0-0	0-0	3	2	4	0	0	1	0	19
Totals	18-57	2-17	16-22	43	22	54	7	11	4	7	200
FG%	1st Half: 9-26 34.6%		2nd Half: 9-31 29.0%		Game: 31.6%						
3FG%	1st Half: 1-9 11.1%		2nd Half: 1-8 12.5%		Game: 11.8%						
FT%	1st Half: 3-5 60.0%		2nd Half: 13-17 76.5%		Game: 72.7%						

GEORGIA TECH (5-2)

Player	FG-A	3P-A	FT-A	Reb	PF	Pts	A	TO	Bk	S	MIN
Georges-Hunt	5-10	3-6	5-8	6	3	18	2	1	0	1	32
Carter Jr.	1-6	0-3	3-4	5	1	5	0	1	1	2	23
Miller	1-2	0-0	4-6	8	0	6	2	0	3	1	29
Udofia	4-10	3-6	1-4	2	4	12	2	2	0	0	31
Reed	0-5	0-1	4-4	3	3	4	2	1	0	0	19
Royal	0-1	0-0	0-0	0	0	0	0	0	0	1	4
Jordan	0-2	0-0	0-0	0	0	0	1	0	0	0	8
Bolden	2-4	2-2	0-0	1	2	6	0	1	0	1	13
Morris	2-5	1-3	0-0	1	1	5	0	2	1	1	17
Holsey	1-3	0-0	4-6	6	3	6	1	1	1	1	24
Totals	16-48	9-21	21-32	38	17	62	10	11	6	8	200
FG%	1st Half: 9-26 34.6%		2nd Half: 7-22 31.8%		Game: 33.3%						
3FG%	1st Half: 6-10 60.0%		2nd Half: 3-11 27.3%		Game: 42.9%						
FT%	1st Half: 11-14 78.6%		2nd Half: 10-18 55.6%		Game: 65.6%						

Score by Periods	1st	2nd	Total
Georgia	22	32	54
Georgia Tech	35	27	62

Officials: Roger Ayers, Les Jones, Chuck Jones

Attendance: 8600

Points in the paint-UGA 30,GT 10. Points off turnovers-UGA 13,GT 6.

2nd chance points-UGA 11,GT 12. Fast break points-UGA 2,GT 11.

Bench points-UGA 18,GT 17. Score tied-0 times. Lead changed-0 times.

Largest lead-UGA None, GT by 15 2nd-18:05.

GAME 8

Georgia Tech 73, UNC Wilmington 66

Dec. 8, 2012 • McCamish Pavilion

Georgia Tech freshman Robert Carter Jr. scored a career-high 19 points, and the Yellow Jackets used a late 9-0 run to rally past UNC Wilmington for a 73-66 non-conference win.

Daniel Miller scored 12 points for Georgia Tech (6-2), and freshman Marcus Georges-Hunt battled foul trouble on the way to 10 points.

UNC Wilmington's Chris Dixon scored a game-high 20 points, and Tanner Milson added 16 as they combined to make seven 3-pointers for the Seahawks (4-5).

Nate Anderson drained a trey with 5:20 left in the game to give UNC Wilmington a 62-57 edge, but Georges-Hunt re-entered the game soon thereafter with four fouls and Georgia Tech scored the next nine points and never trailed again.

Tech cruised early in the first half as Carter scored eight points and the Yellow Jackets took a 22-13 lead on his layup with 8:28 remaining.

UNC Wilmington closed the half with a 23-13 run, however, and when Milson rebounded his own missed shot and then followed with a 15-foot jumper just before the buzzer, the Seahawks took a 36-35 lead to halftime.

UNC WILMINGTON (4-5)

Player	FG-A	3P-A	FT-A	Reb	PF	Pts	A	TO	Bk	S	MIN
Rendleman	3-13	0-1	0-1	7	4	6	0	2	3	3	36
Hager	2-6	0-0	0-0	4	1	4	1	0	0	0	19
Reybold	0-0	0-0	0-0	2	4	0	0	1	0	0	6
Milson	6-12	4-8	0-0	1	1	16	4	3	0	0	34
Ponder	2-5	0-1	3-4	6	1	7	0	1	0	0	34
Dixon	5-10	3-7	7-8	5	1	20	5	2	0	0	32
Wilson	0-0	0-0	0-0	0	1	0	0	1	0	0	3
Sherwood	0-0	0-0	0-0	0	2	0	1	0	0	0	5
Anderson	2-3	2-3	0-0	0	0	6	0	1	0	0	7
Williams	2-7	0-0	3-4	8	4	7	2	4	0	1	24
Totals	22-56	9-20	13-17	34	19	66	13	13	2	4	200
FG%	1st Half: 15-31 48.4%		2nd Half: 7-25 28.0%		Game: 39.3%						
3FG%	1st Half: 4-9 44.4%		2nd Half: 5-11 45.5%		Game: 45.0%						
FT%	1st Half: 2-2 100%		2nd Half: 11-15 73.3%		Game: 76.5%						

GEORGIA TECH (6-2)

Player	FG-A	3P-A	FT-A	Reb	PF	Pts	A	TO	Bk	S	MIN
Georges-Hunt	3-4	1-2	3-3	5	4	10	2	3	0	1	23
Carter Jr.	8-12	0-1	3-6	9	1	19	1	1	0	2	28
Miller	5-11	0-0	2-5	3	2	12	1	2	3	0	28
Udofia	2-5	2-4	1-2	1	0	7	5	3	0	0	28
Reed	3-7	0-1	2-2	4	2	8	5	0	0	1	27
Royal	2-2	0-0	0-0	0	1	4	0	1	0	0	6
Jordan	0-0	0-0	0-0	0	2	0	2	0	0	2	9
Bolden	2-3	1-2	0-0	0	0	5	1	0	0	0	14
Morris	2-3	1-1	1-2	6	0	6	1	1	0	0	19
Holsey	0-4	0-0	2-4	2	3	2	0	0	0	2	18
Totals	27-51	5-11	14-24	32	15	73	18	11	3	8	200
FG%	1st Half: 15-28 53.6%		2nd Half: 12-23 52.2%		Game: 52.9%						
3FG%	1st Half: 3-5 60.0%		2nd Half: 2-6 33.3%		Game: 45.5%						
FT%	1st Half: 2-6 33.3%		2nd Half: 12-18 66.7%		Game: 58.3%						

Score by Periods	1st	2nd	Total
UNC Wilmington	36	30	66
Georgia Tech	35	38	73

Officials: Jerry Heater, Ron Tyburski, Dwayne Gladden

Attendance: 5982

Points in the paint-UNCW 18,GT 34. Points off turnovers-UNCW 16,GT 11.

2nd chance points-UNCW 11,GT 8. Fast break points-UNCW 9,GT 24.

Bench points-UNCW 33,GT 17. Score tied-4 times. Lead changed-4 times.

Last FG-UNCW 2nd-05:20, GT 2nd-00:19.

Largest lead-UNCW by 5 2nd-05:20, GT by 9 1st-09:29.

GAME 9

Georgia Tech 75, Alabama State 41

Dec. 17, 2012 • McCamish Pavilion

Brandon Reed scored 14 points, Robert Carter Jr. added 13 with 11 rebounds, and Mfon Udofia pitched in 12 points on 3-point shots to lead Georgia Tech (7-2) over overmatched Alabama State (1-9) 75-41.

Georgia Tech led 40-20 at halftime and by as many as 35 points in the second half, when coach Brian Gregory used every player available. That included highly-touted freshman point guard Solomon Poole, who joined the team two days earlier, fresh out of high school.

Bobby Brown and Jamel Waters each scored seven points to lead the Hornets, who made just 15 of 60 shots (25 percent) and were outrebounded 51-30.

The Hornets trailed just 13-10 after Brown hit a 3-pointer with 12:03 left in the half. But from there, the Yellow Jackets scored the next nine points to start a 19-2 run.

Udofia led the way. The senior from Stone Mountain made all three of his 3-point tries in the half, and the Yellow Jackets took a 40-20 lead into the break.

Georgia Tech's starters combined to shoot 63.7 percent (14 of 22) in the opening half.

ALABAMA STATE (1-9)

Player	FG-A	3P-A	FT-A	Reb	PF	Pts	A	TO	Bk	S	MIN
Crawford	2-5	0-1	2-2	1	5	6	0	1	0	0	9
Patterson	1-9	0-5	1-2	2	4	3	0	3	1	0	31
Brown	0-0	0-0	0-0	0	0	0	0	1	0	0	14
Freelove	2-12	1-5	0-0	2	0	5	1	2	0	0	26
McDaniel	1-6	0-2	2-4	4	0	4	3	2	1	0	23
Page	0-5	0-0	0-0	5	2	0	2	2	1	0	20
Brown	3-4	1-1	0-0	2	1	7	0	0	0	2	14
Watts	1-7	1-3	1-4	2	0	4	0	1	0	2	16
Waters	3-4	1-1	0-0	2	2	7	4	2	0	1	18
Miller	0-3	0-0	0-0	1	0	0	0	0	0	0	4
Jefferson	2-5	0-1	1-2	7	3	5	1	0	1	1	25
Totals	15-60	4-19	7-14	30	17	41	11	15	4	6	200
FG%	1st Half: 8-30 26.7%		2nd Half: 7-30 23.3%		Game: 25.0%						
3FG%	1st Half: 3-12 25.0%		2nd Half: 1-7 14.3%		Game: 21.1%						
FT%	1st Half: 1-2 50.0%		2nd Half: 6-12 50.0%		Game: 50.0%						

GEORGIA TECH (7-2)

Player	FG-A	3P-A	FT-A	Reb	PF	Pts	A	TO	Bk	S	MIN
Georges-Hunt	4-12	0-4	1-2	5	1	9	1	1	0	0	24
Carter Jr.	6-9	1-1	0-2	11	1	13	3	3	2	0	23
Miller	3-6	0-0	0-0	5	1	6	1	2	5	2	20
Udofia	4-5	4-5	0-0	2	0	12	4	0	0	0	18
Reed	6-10	2-4	0-0	5	0	14	4	1	0	1	30
Royal	0-3	0-1	2-2	4	5	2	0	1	0	1	13
Jordan	0-0	0-0	0-0	5	3	0	2	3	2	1	17
Bolden	1-4	0-3	0-0	2	0	2	1	2	0	1	22
Holsey	4-8	0-0	3-6	5	3	11	3	2	0	1	18
Peek	0-0	0-0	0-0	1	0	0	0	1	0	0	4
Doyle	1-1	1-1	1-2	1	1	4	0	0	0	0	5
Poole	0-1	0-0	2-2	2	0	2	1	3	0	1	6
Totals	29-59	8-19	9-16	51	15	75	20	19	9	8	200
FG%	1st Half: 17-31 54.8%		2nd Half: 12-28 42.9%		Game: 49.2%						
3FG%	1st Half: 5-10 50.0%		2nd Half: 3-9 33.3%		Game: 42.1%						
FT%	1st Half: 1-3 33.3%		2nd Half: 8-13 61.5%		Game: 56.3%						

2012-13 GAME SUMMARIES

GAME 10

Georgia Tech 73, The Citadel 41

Dec. 22, 2012 • McCamish Pavilion

Kammeeon Holsey scored 14 points, Robert Carter pulled down 10 rebounds and Georgia Tech's defense stifled The Citadel in a 73-41 rout.

Marcus Georges-Hunt had 12 points on 4 of 5 shooting from beyond the arc in the first half for the Yellow Jackets (8-2), who won their fourth straight and improved to 6-0 at home.

Matt Groselle and Lawrence Miller each had nine points for The Citadel (3-7), which shot 25.4 percent from the floor for the game. Stephen Elmore finished with eight points and 10 rebounds.

Carter had nine points and Julian Royal added eight for Georgia Tech, which shot 43.7 percent.

Kentucky transfer Stacey Poole, who became eligible after the first semester, made his debut for Georgia Tech and scored all of his seven points in the second half. He also had five rebounds.

The Yellow Jackets' biggest lead was 36 points with 6:19 to play.

THE CITADEL (3-7)

Player	FG-A	3P-A	FT-A	Reb	PF	Pts	A	TO	Bk	S	MIN
Elmore	3-7	0-1	2-4	10	3	8	1	1	1	2	29
Van Scyoc	1-13	1-9	0-0	3	1	3	1	2	0	0	30
Groselle	4-14	0-0	1-2	7	2	9	1	2	0	3	31
Harris III	0-4	0-3	2-2	1	2	2	0	3	0	0	20
Moore	1-6	0-3	1-2	1	0	3	2	2	0	1	21
Setzekorn	0-0	0-0	0-0	0	1	0	0	0	0	1	6
Jenkins	1-1	1-1	0-0	2	2	3	5	3	0	0	20
Hundley	0-1	0-0	0-0	0	0	0	0	0	1	0	4
Miller	3-9	1-5	2-2	1	1	9	1	0	0	0	19
Marshall	2-4	0-0	0-0	2	0	4	1	1	1	0	20
Totals	15-59	3-22	8-12	33	12	41	12	17	2	7	200
FG%	1st Half: 6-31	19.4%	2nd Half: 9-28	32.1%	Game: 25.4%						
3FG%	1st Half: 1-11	9.1%	2nd Half: 2-11	18.2%	Game: 13.6%						
FT%	1st Half: 3-4	75.0%	2nd Half: 5-8	62.5%	Game: 66.7%						

GEORGIA TECH (8-2)

Player	FG-A	3P-A	FT-A	Reb	PF	Pts	A	TO	Bk	S	MIN
Georges-Hunt	4-7	4-5	0-0	5	1	12	0	0	0	2	19
Carter Jr.	4-7	0-1	1-2	10	2	9	1	0	0	3	25
Miller	2-5	0-0	0-0	8	0	4	1	0	4	0	17
Udofia	3-6	0-2	1-1	2	0	7	3	2	0	3	19
Reed	2-8	1-4	1-1	2	0	6	2	1	0	0	14
Royal	4-7	0-0	0-0	3	4	8	1	3	0	0	16
Jordan	0-1	0-1	0-0	1	1	0	1	1	0	2	14
Bolden	1-6	0-3	0-0	2	1	2	0	1	0	0	20
Poole Jr.	2-9	0-1	3-4	5	1	7	0	0	0	0	21
Holsey	7-10	0-0	0-1	7	2	14	2	1	0	0	16
Peek	0-0	0-0	0-0	0	0	0	0	0	0	0	3
Doyle	0-1	0-0	0-0	1	0	0	0	0	0	0	4
Poole	2-4	0-1	0-0	2	1	4	4	3	0	1	12
Totals	31-71	5-18	6-9	51	13	73	15	14	4	11	200
FG%	1st Half: 17-38	44.7%	2nd Half: 14-33	42.4%	Game: 43.7%						
3FG%	1st Half: 5-14	35.7%	2nd Half: 0-4	0.0%	Game: 27.8%						
FT%	1st Half: 2-3	66.7%	2nd Half: 4-6	66.7%	Game: 66.7%						

Score by Periods	1st	2nd	Total
The Citadel	16	25	41
Georgia Tech	41	32	73

Officials: Gary Maxwell, Raymond Styons, Jeff Nichols

Attendance: 7769

Points in the paint-CIT 16,GT 46. Points off turnovers-CIT 12,GT 21.

2nd chance points-CIT 6,GT 25. Fast break points-CIT 2,GT 17.

Bench points-CIT 16,GT 35. Score tied-0 times. Lead changed-0 times.

Largest lead-CIT None, GT by 36 2nd-06:19.

GAME 11

Georgia Tech 73, Fordham 48

Dec. 29, 2012 • McCamish Pavilion

Daniel Miller and Robert Carter Jr. each scored 14 points and Georgia Tech scored 17 straight points in the second half en route to a 73-48 victory over Fordham.

The victory was the fifth straight for the Yellow Jackets (9-2) and improved their record at new McCamish Pavilion to 7-0.

Miller, just missing a double-double, had nine rebounds and Mfon Udofia added seven assists. Georgia Tech shot 55.5 percent in the second half (16 of 29) and 50 percent for the game (29 of 58) despite a slow start.

Branden Frazier scored 17 points and Chris Gaston had 16 for Fordham (3-10), which shot 28.1 percent (16 of 57) and was 4 for 19 from beyond the 3-point arc.

Gaston scored Fordham's first eight points of the second half, but Georgia Tech went on a 21-2 run to turn a 41-35 lead into a 62-37 advantage with 8:15 left.

The last 17 points came in a row, with seven players scoring.

FORDHAM (3-10)

Player	FG-A	3P-A	FT-A	Reb	PF	Pts	A	TO	Bk	S	MIN
Rhoomes	1-4	0-0	0-0	8	3	2	0	1	2	0	30
Gaston	6-16	0-0	4-6	8	2	16	1	2	1	1	26
Frazier	5-14	3-10	4-6	4	0	17	5	5	0	1	34
Thomas	3-11	0-1	3-4	2	1	9	0	1	1	1	34
Smith	1-2	1-2	0-0	2	2	3	0	2	0	0	18
Leonard	0-1	0-0	0-0	1	0	0	0	0	0	0	9
Short	0-0	0-0	0-0	1	0	0	0	0	0	0	9
Zivkovic	0-3	0-3	1-2	1	0	1	0	0	0	0	5
Musovic	0-2	0-2	0-0	3	1	0	0	1	0	0	3
Fay	0-1	0-0	0-0	2	1	0	0	1	0	0	4
Myers	0-2	0-1	0-0	0	2	0	2	1	0	0	18
Canty	0-1	0-0	0-0	3	4	0	1	0	1	0	10
Totals	16-57	4-19	12-18	38	16	48	9	14	5	3	200
FG%	1st Half: 8-28	28.6%	2nd Half: 8-29	27.6%	Game: 28.1%						
3FG%	1st Half: 3-9	33.3%	2nd Half: 1-10	10.0%	Game: 21.1%						
FT%	1st Half: 6-8	75.0%	2nd Half: 6-10	60.0%	Game: 66.7%						

GEORGIA TECH (9-2)

Player	FG-A	3P-A	FT-A	Reb	PF	Pts	A	TO	Bk	S	MIN
Georges-Hunt	2-7	0-3	3-5	2	0	7	3	0	0	0	19
Miller	6-8	0-0	2-2	9	2	14	2	0	2	0	27
Udofia	1-3	0-2	1-2	2	0	3	7	3	0	2	25
Carter Jr.	7-12	0-1	0-0	1	0	14	1	0	1	0	22
Reed	3-6	2-4	1-2	3	1	9	0	0	0	0	21
Royal	1-3	0-0	0-0	2	5	2	1	1	1	1	10
Jordan	1-1	0-0	0-0	2	2	2	1	1	0	1	10
Bolden	1-5	0-1	0-0	1	1	2	2	0	0	0	19
Poole Jr.	1-2	0-1	3-6	5	1	5	1	0	0	1	11
Morris	3-4	3-3	0-0	3	2	9	1	0	0	0	10
Holsey	2-4	0-0	0-2	5	3	4	1	2	1	0	15
Peek	0-1	0-0	0-0	1	1	0	0	0	1	1	3
Doyle	0-0	0-0	0-0	0	0	0	0	0	0	0	3
Poole	1-2	0-1	0-0	1	0	2	0	1	0	0	5
Totals	29-58	5-16	10-19	38	18	73	20	8	6	6	200
FG%	1st Half: 13-29	44.8%	2nd Half: 16-29	55.2%	Game: 50.0%						
3FG%	1st Half: 3-10	30.0%	2nd Half: 2-6	33.3%	Game: 31.3%						
FT%	1st Half: 6-10	60.0%	2nd Half: 4-9	44.4%	Game: 52.6%						

Score by Periods	1st	2nd	Total
Fordham	25	23	48
Georgia Tech	35	38	73

Officials: Bryan Kersey, Brian Dorsey, Tim Kelly

Technical fouls: Fordham-Gaston, Chris.

Attendance: 7851

Points in the paint-FOR 16,GT 40. Points off turnovers-FOR 4,GT 14.

2nd chance points-FOR 6,GT 6. Fast break points-FOR 5,GT 16.

Bench points-FOR 1,GT 26. Score tied-1 time. Lead changed-3 times.

Largest lead-FOR by 3 1st-16:42, GT by 26 2nd-03:38.

GAME 12

Georgia Tech 74, Chattanooga 58

Jan. 2, 2013 • McCamish Pavilion

Marcus Georges-Hunt scored 16 points, fellow freshman Robert Carter Jr. had his third double-double and Georgia Tech defeated Chattanooga 74-58 for its sixth straight victory.

Carter had 13 points and a career-best 12 rebounds as the Yellow Jackets (10-2) pulled away in the second half after a sluggish start. Mfon Udofia scored 14 points for Georgia Tech, which made 17 of 28 second-half shots and outrebounded Chattanooga 42-25 for the game.

Farad Cobb and Z. Mason led Chattanooga (5-9) with 14 points. The Mocs led by seven points in the first half but allowed Georgia Tech 34 points in the paint during the game.

The Yellow Jackets broke the game open with a 16-6 second-half run, expanding a 40-33 lead with 4:20 gone to 56-39 with 8:30 remaining.

Georgia Tech missed 12 of its first 16 shots and Chattanooga took a 17-10 lead on a basket by Cobb with 8:48 left in the first half. But the Yellow Jackets closed the half with an 18-6 run, taking a 28-23 at lead on Morris' 3-pointer just before the buzzer.

CHATTANOOGA (5-9)

Player	FG-A	3P-A	FT-A	Reb	Pf	Pts	A	TO	Bk	S	MIN
Zlovacic	4-9	0-0	2-4	6	4	10	1	2	0	1	28
Mason	6-11	1-1	1-2	1	4	14	0	2	1	3	22
White	1-5	1-3	3-5	4	3	6	5	1	0	1	31
McGhee	2-8	1-4	0-0	2	0	5	2	2	0	0	33
Cobb	4-7	2-5	4-4	2	3	14	4	0	0	1	29
Watson	2-4	0-1	0-0	2	3	4	1	0	2	0	20
Bareika	0-2	0-1	0-0	2	2	0	2	2	0	0	13
Bran	0-0	0-0	0-0	1	0	0	0	1	0	0	2
Robertson	0-1	0-1	0-0	2	2	0	0	0	0	1	12
Bryant	2-3	0-0	1-4	2	2	5	0	0	0	0	10
Totals	21-50	5-16	11-19	25	23	58	15	11	4	6	200
FG%	1st Half: 9-28	32.1%	2nd Half: 12-22	54.5%	Game: 42.0%						
3FG%	1st Half: 2-9	22.2%	2nd Half: 3-7	42.9%	Game: 31.3%						
FT%	1st Half: 3-7	42.9%	2nd Half: 8-12	66.7%	Game: 57.9%						

GEORGIA TECH (10-2)

Player	FG-A	3P-A	FT-A	Reb	PF	Pts	A	TO	Bk	S	MIN
Georges-Hunt	6-11	1-4	3-5	6	2	16	2	0	0	1	30
Carter Jr.	5-8	0-0	3-4	12	1	13	2	3	1	0	30
Miller	3-6	0-0	1-2	8	1	7	4	0	3	1	29
Udofia	5-9	1-5	3-6	2	4	14	2	0	0	1	32
Reed	1-5	1-3	0-1	2	0	3	0	2	1	0	15
Royal	0-2	0-0	0-0	0	0	0	0	1	0	0	4
Jordan	0-0	0-0	0-0	2	2	0	1	0	0	0	8
Bolden	1-3	0-2	0-0	1	2	2	2	1	0	0	12
Poole Jr.	0-1	0-0	0-0	1	0	0	0	1	0	0	5
Morris	3-7	3-4	0-0	3	0	9	2	1	1	1	17
Holsey	3-5	0-0	4-5	2	3	10	1	4	0	0	18
Totals	27-57	6-18	14-23	42	15	74	16	13	6	4	200
FG%	1st Half: 10-29	34.5%	2nd Half: 17-28	60.7%	Game: 47.4%						
3FG%	1st Half: 3-9	33.3%	2nd Half: 3-9	33.3%	Game: 33.3%						
FT%	1st Half: 5-8	62.5%	2nd Half: 9-15	60.0%	Game: 60.9%						

Score by Periods	1st	2nd	Total
Chattanooga	23	35	58
Georgia Tech	28	46	74

Officials: Sean Hull, Jerry Heater, Earl Walton

Attendance: 5829

Points in the paint-UTC 20,GT 34. Points off turnovers-UTC 16,GT 10.

2nd chance points-UTC 5,GT 21. Fast break points-UTC 6,GT 8.

Bench points-UTC 9,GT 21. Score tied-5 times. Lead changed-6 times.

Largest lead-UTC by 7 1st-10:34, GT by 18 2nd-06:03.

2012-13 GAME SUMMARIES

GAME 13

Miami 62, Georgia Tech 49

Jan. 5, 2013 • McCamish Pavilion

Rion Brown came off the bench to score a career-high 22 points, and Miami's overall size gave Georgia Tech fits as the Hurricanes whipped the Yellow Jackets 62-49 in the Atlantic Coast Conference opener for both teams.

Georgia Tech (10-3) had won six straight and had not faced height like the Hurricanes (10-3) offered.

The Jackets were outscored 26-19 in the paint while losing for the first time in nine games in their new arena, McCamish Pavilion.

Miami outrebounded Georgia Tech 40-29, with Hurricanes forward Kenny Kadji grabbing a season-high 14 to go with 11 points.

Brown, son of former Georgia Tech player Tico Brown, scored 11 points to lead Miami to a 33-21 lead at halftime.

Mfon Udofia and Kammeon Holsey led the Yellow Jackets with 10 points each. Georgia Tech, however, made just 17 of 52 shots.

MIAMI (10-3, 1-0 ACC)

Player	FG-A	3P-A	FT-A	Reb	PF	Pts	A	TO	Bk	S	MIN
Gamble	2-6	0-0	3-4	7	4	7	1	1	2	0	25
Kadji	3-9	1-4	4-6	14	1	11	0	3	2	1	31
Larkin	2-7	1-3	0-0	4	0	5	6	1	0	3	36
Scott	2-7	0-2	0-0	0	3	4	4	4	0	2	33
Jones	3-10	1-4	2-3	5	0	9	2	2	0	0	30
Akpejori	1-3	0-0	0-0	4	4	2	0	1	0	1	13
Brown	9-11	4-6	0-0	1	1	22	0	0	0	1	23
Swoope	0-0	0-0	0-2	1	0	0	0	0	0	0	2
Jekiri	0-0	0-0	2-2	2	0	2	0	1	1	0	7
Totals	22-53	7-19	11-17	40	13	62	13	13	5	8	200
FG%	1st Half: 12-28 42.9%		2nd Half: 10-25 40.0%		Game: 41.5%						
3FG%	1st Half: 4-10 40.0%		2nd Half: 3-9 33.3%		Game: 36.8%						
FT%	1st Half: 5-6 83.3%		2nd Half: 6-11 54.5%		Game: 64.7%						

GEORGIA TECH (10-3, 0-1 ACC)

Player	FG-A	3P-A	FT-A	Reb	PF	Pts	A	TO	Bk	S	MIN
Georges-Hunt	3-9	0-3	1-2	6	3	7	1	2	0	1	31
Carter Jr.	3-7	1-3	0-0	4	4	7	3	0	0	0	24
Miller	2-7	0-0	2-2	7	2	6	0	2	1	1	25
Udofia	2-7	2-4	4-5	3	1	10	1	2	0	0	29
Reed	0-4	0-3	0-0	1	1	0	0	0	0	0	17
Royal	0-0	0-0	0-0	1	0	0	0	1	0	0	7
Jordan	0-0	0-0	0-0	1	1	0	1	1	1	0	9
Bolden	2-7	1-2	1-2	0	0	6	1	1	0	2	17
Poole Jr.	0-0	0-0	0-0	1	0	0	2	1	0	0	4
Morris	0-3	0-2	0-0	1	0	0	1	0	0	0	9
Holsey	4-7	0-0	2-4	1	1	10	2	2	0	0	24
Poole	1-1	1-1	0-0	0	0	3	1	0	0	1	4
Totals	17-52	5-18	10-15	29	13	49	13	12	2	5	200
FG%	1st Half: 8-23 34.8%		2nd Half: 9-29 31.0%		Game: 32.7%						
3FG%	1st Half: 3-9 33.3%		2nd Half: 2-9 22.2%		Game: 27.8%						
FT%	1st Half: 4-6 66.7%		2nd Half: 6-9 66.7%		Game: 66.7%						

Score by Periods	1st	2nd	Total
Miami	33	29	62
Georgia Tech	23	26	49

Officials: Roger Ayers, Mike Eades, Doug Shows

Attendance: 7614

Points in the paint-UM 28,GT 16. Points off turnovers-UM 12,GT 10.

2nd chance points-UM 8,GT 8. Fast break points-UM 11,GT 7.

Bench points-UM 26,GT 19. Score tied 4 times. Lead changed 4 times.

Largest lead-UM by 23 2nd-08:07, GT by 3 1st-16:05.

GAME 14

NC State 83, Georgia Tech 70

Jan. 9, 2013 • Raleigh, N.C.

Lorenzo Brown had 21 points and 10 assists, and helped the 20th-ranked Wolfpack pull away late to beat Georgia Tech 83-70 for their ninth straight win.

Wood added 20 points and C.J. Leslie had 19 in his 11th straight game in double figures for the Wolfpack (13-2, 2-0 ACC).

The nation's most accurate shooting team shot 50.9 percent and needed a late surge to avoid a loss.

Daniel Miller had 15 points and 10 rebounds for the Yellow Jackets (10-4, 0-2), who controlled the tempo for the first 30 minutes and led 51-47 with 10 minutes to play but managed just three field goals in the final 7 1/2 minutes and lost their second straight.

Wood hit two of his four 3-pointers during the burst - N.C. State improved to 14-0 under Gottfried when he hits at least four 3s - and his free throw made it 72-60 with 3:14 left.

GEORGIA TECH (10-4, 0-2 ACC)

Player	FG-A	3P-A	FT-A	Reb	PF	Pts	A	TO	Bk	S	MIN
Udofia	3-11	2-8	5-6	3	4	13	2	1	0	2	31
Georges-Hunt	2-10	0-1	4-4	2	1	8	1	1	0	0	34
Carter Jr.	5-11	1-3	1-1	7	5	12	0	2	0	0	31
Miller	7-11	0-0	1-3	10	0	15	3	0	2	0	34
Reed	3-9	0-1	0-0	1	3	6	0	0	0	0	18
Royal	0-0	0-0	0-0	1	0	0	0	0	0	0	3
Jordan	0-1	0-1	0-0	0	1	0	0	0	0	1	4
Bolden	3-9	1-3	0-0	3	2	7	0	1	0	1	23
Poole Jr.	0-1	0-0	0-0	1	0	0	1	0	0	0	5
Holsey	3-8	0-0	1-2	4	3	7	0	2	0	0	11
Poole	1-2	0-1	0-0	1	1	2	1	0	0	1	6
Totals	27-73	4-18	12-16	37	20	70	8	7	2	5	200
FG%	1st Half: 16-37 43.2%		2nd Half: 11-36 30.6%		Game: 37.0%						
3FG%	1st Half: 3-9 33.3%		2nd Half: 1-9 11.1%		Game: 22.2%						
FT%	1st Half: 3-4 75.0%		2nd Half: 9-12 75.0%		Game: 75.0%						

NC STATE (13-2, 2-0 ACC)

Player	FG-A	3P-A	FT-A	Reb	PF	Pts	A	TO	Bk	S	MIN
Purvis	4-8	1-3	4-8	5	0	13	1	0	0	0	29
Howell	3-8	0-0	0-0	12	4	6	2	0	2	1	35
Brown	7-11	2-4	5-8	5	2	21	10	5	3	1	37
Leslie	9-16	0-0	1-2	7	4	19	1	4	3	0	29
Wood	5-11	4-9	6-7	2	2	20	2	1	0	1	38
Cannon	0-0	0-0	0-0	0	0	0	0	0	0	0	1
Lewis	0-0	0-0	4-4	1	1	4	0	0	0	0	5
Lewis	0-0	0-0	0-0	0	0	0	0	0	0	0	1
Warren	0-1	0-0	0-0	6	2	0	0	1	0	1	24
Robinson	0-0	0-0	0-0	0	1	0	0	1	0	0	1
Totals	28-55	7-16	20-29	43	16	83	16	13	8	4	202
FG%	1st Half: 14-30 46.7%		2nd Half: 14-25 56.0%		Game: 50.9%						
3FG%	1st Half: 3-8 37.5%		2nd Half: 4-8 50.0%		Game: 43.8%						
FT%	1st Half: 6-10 60.0%		2nd Half: 14-19 73.7%		Game: 69.0%						

Score by Periods	1st	2nd	Total
Georgia Tech	38	32	70
NC State	37	46	83

Fouled out: Ga. Tech: #4 Carter, R. at 1:17 in 2nd half

Officials: James Luckie, Ray Natili, Sean Hull

Attendance: 18118

Points in the paint-GT 42,ST 38. Points off turnovers-GT 14,ST 12.

2nd chance points-GT 17,ST 11. Fast break points-GT 12,ST 18.

Bench points-GT 16,ST 4. Score tied 11 times. Lead changed 14 times.

Largest lead-GT by 7 1st-13:24, ST by 17 2nd-00:23.

GAME 15

Virginia Tech 70, Georgia Tech 65 (ot)

Jan. 12, 2012 • McCamish Pavilion

NCAA scoring leader Erick Green scored 28 points and Virginia Tech rallied for a 70-65 overtime victory over Georgia Tech to end a four-game losing streak.

Green had only 8 points in the first half but helped lead the Hokies back from a deficit of 11 points at 43-32.

Virginia Tech (10-6, 1-2 ACC) took its first ACC win under first-year coach James Johnson.

Georgia Tech (10-5, 0-3) remained winless in the league with its third straight loss. The Yellow Jackets were held without a field goal in the final 7 minutes of regulation.

Cadarian Raines scored on a follow shot with 1:01 remaining in regulation to trim Georgia Tech's lead to 55-53. Following a missed jumper by Carter, Green made two free throws with 23.9 seconds remaining for the first tie of the second half.

Georgia Tech called a timeout with 20.6 seconds left. Udofia worked the clock before missing a jumper. Virginia Tech grabbed the rebound and called timeout with 3 seconds remaining.

Green missed a long 3-pointer to send the game to overtime.

VIRGINIA TECH (10-6, 1-2 ACC)

Player	FG-A	3P-A	FT-A	Reb	PF	Pts	A	TO	Bk	S	MIN
Zegeren	2-4	0-0	0-0	1	1	4	0	0	1	0	15
Eddie	3-9	1-5	2-2	7	2	9	1	2	1	0	30
Barksdale	4-5	0-0	3-5	10	4	11	0	1	1	0	33
Rankin	0-1	0-0	0-0	3	3	0	2	1	0	2	24
Green	9-16	2-7	8-11	5	0	28	1	4	0	2	42
Brown	2-11	0-2	6-6	3	2	10	3	2	0	0	32
Raines	4-8	0-0	0-0	6	3	8	2	1	1	0	30
Beyer	0-2	0-0	0-0	2	1	0	0	1	0	0	13
Johnston	0-2	0-2	0-0	1	0	0	0	0	0	0	6
Totals	24-58	3-16	19-24	43	16	70	9	12	4	4	225
FG%	1st Half: 7-26 26.9%		2nd Half: 12-26 46.2%		Game: 41.4%						
3FG%	1st Half: 0-7 0.0%		2nd Half: 2-7 28.6%		Game: 18.8%						
FT%	1st Half: 8-10 80.0%		2nd Half: 7-10 70.0%		Game: 79.2%						

GEORGIA TECH (10-5, 0-3 ACC)

Player	FG-A	3P-A	FT-A	Reb	PF	Pts	A	TO	Bk	S	MIN
Georges-Hunt	5-11	0-3	1-3	3	5	11	0	2	0	1	20
Carter Jr.	2-12	2-3	6-8	5	0	12	0	0	2	1	33
Miller	2-6	0-1	2-4	11	1	6	1	2	4	1	36
Udofia	4-9	2-6	1-3	2	4	11	3	1	0	1	38
Reed	1-6	1-4	0-0	1	3	3	2	2	0	0	30
Bolden	3-7	2-5	2-2	2	1	10	4	1	0	0	24
Poole Jr.	2-4	0-1	1-1	3	3	5	1	0	0	1	16
Holsey	2-5	0-0	0-0	3	2	4	2	0	0	1	21
Poole	1-1	1-1	0-0	0	0	3	0	1	0	0	7
Totals	22-61	8-24	13-21	32	19	65	13	9	6	6	225
FG%	1st Half: 9-26 34.6%		2nd Half: 9-26 34.6%		Game: 36.1%						
3FG%	1st Half: 4-11 36.4%		2nd Half: 2-8 25.0%		Game: 33.3%						
FT%	1st Half: 3-5 60.0%		2nd Half: 10-16 62.5%		Game: 61.9%						

Score by Periods	1st	2nd	OT	Total
Virginia Tech	22	33	15	70
Georgia Tech	25	30	10	65

Officials: Karl Hess, Bernard Clinton, Raymond Styons

Attendance: 7675

2012-13 GAME SUMMARIES

GAME 16

Duke 73, Georgia Tech 57

Jan. 17, 2013 • Raleigh, N.C.

Georgia Tech freshman Chris Bolden nearly matched Duke's Seth Curry from the 3-point line. Bolden scored 20 points - the most by a Yellow Jacket this season - but the third-ranked Blue Devils beat them 73-57.

Bolden was 4 for 8 from beyond the arc, but the Yellow Jackets (10-6, 0-4) had 21 turnovers in losing their fourth straight while falling to 5-32 at Cameron Indoor Stadium - where they have won just once since 1996.

Curry scored 24 points and matched a career high with six 3-pointers, while Plumlee finished with 16 points and 13 rebounds after going just 2 for 12 during an awful first half.

Duke (16-1, 3-1) shot 53 percent from the field over the final 20 minutes to bounce back from its only loss.

Curry ended his team's 5-minute field goal drought by swishing a deep 3-pointer that started a Duke run with 2 minutes left in the half. Then, he added two more 3s shortly after halftime before his putback of a miss by Plumlee put Duke up 46-32 with just under 15 minutes to play.

Tech cut the Duke lead to 10 points twice, the final time coming when Mfon Udofia's three-point play with 6:48 left made it 57-47. Rasheed Sulaimon countered with a three-point play 39 seconds later, Curry hit another 3 and Sulaimon followed with a dunk to make it 65-49 with just under 5 minutes to go.

GEORGIA TECH (10-6, 0-4 ACC)

Player	FG-A	3P-A	FT-A	Reb	PF	Pts	A	TO	Bk	S	MIN
Georges-Hunt	3-9	0-2	1-2	3	4	7	1	2	0	1	35
Carter Jr.	3-6	0-1	2-7	9	2	8	0	4	2	0	29
Miller	4-7	0-0	1-2	9	1	9	2	2	2	1	36
Udofia	3-11	0-1	3-3	3	5	9	2	4	0	0	32
Bolden	7-13	4-8	2-4	4	2	20	1	1	0	0	35
Holsey	2-4	0-0	0-0	8	3	4	0	4	1	0	15
Poole	0-8	0-4	0-0	3	2	0	1	4	0	2	18
Totals	22-58	4-16	9-18	43	19	57	7	21	5	4	200
FG%	1st Half: 12-29 41.4%		2nd Half: 10-29 34.5%		Game: 37.9%						
3FG%	1st Half: 2-7 28.6%		2nd Half: 2-9 22.2%		Game: 25.0%						
FT%	1st Half: 2-7 28.6%		2nd Half: 7-11 63.6%		Game: 50.0%						

DUKE (16-1, 3-1 ACC)

Player	FG-A	3P-A	FT-A	Reb	PF	Pts	A	TO	Bk	S	MIN
Plumlee, Mas	7-20	0-0	2-2	13	1	16	2	5	3	3	40-
Hairston	0-1	0-0	0-0	1	4	0	1	0	0	1	11
Cook	3-9	1-5	0-0	3	3	7	5	2	1	3	38
Thornton	0-3	0-3	3-5	3	1	3	2	0	0	1	14
Curry	7-14	6-7	4-4	2	2	24	1	2	0	0	34
Murphy	1-3	0-2	0-0	1	0	2	0	1	0	0	7
Sulaimon	5-8	3-4	2-4	5	3	15	1	1	0	0	27
Jefferson	3-7	0-0	0-1	10	4	6	0	1	1	2	28
Plumlee, Mar	0-0	0-0	0-0	0	0	0	0	1	0	0	1
Totals	26-65	10-21	11-16	40	18	73	12	13	5	10	201
FG%	1st Half: 9-33 27.3%		2nd Half: 17-32 53.1%		Game: 40.0%						
3FG%	1st Half: 4-11 36.4%		2nd Half: 6-10 60.0%		Game: 47.6%						
FT%	1st Half: 5-8 62.5%		2nd Half: 6-8 75.0%		Game: 68.8%						

Score by Periods	1st	2nd	Total
Georgia Tech	28	29	57
Duke	27	46	73

Officials: Jamie Luckie, Brian Dorsey, Ed Corbett
Technical fouls: Georgia Tech-Udofia, Mfon. Duke-Rasheed Sulaimon.
Attendance: 9314
Points in the paint-GT 24,DU 32. Points off turnovers-GT 5,DU 28.
2nd chance points-GT 11,DU 10. Fast break points-GT 4,DU 12.
Bench points-GT 4,DU 23. Score tied-1 time. Lead changed-3 times.
Largest lead-GT by 7 1st-16:33, DU by 16 2nd-04:51.

GAME 17

North Carolina 79, Georgia Tech 63

Jan. 23, 2013 • Chapel Hill, N.C.

Reggie Bullock scored 17 points and North Carolina beat Georgia Tech 79-63 for its third straight win.

P.J. Hairston had 15 points and James Michael McAdoo added 14 for the Tar Heels (13-5, 3-2 ACC), who never trailed.

Kammee Holsey had 10 of his 18 points in the first half, but the Yellow Jackets (10-7, 0-5) had 19 turnovers and lost their fifth straight.

Still, they trimmed a 13-point deficit to 36-32 on Solomon Poole's 3-pointer with 2 minutes left in the half.

Bullock - who had a career-high 24 points last time out against Maryland - started and finished the ensuing 15-2 run with buckets from close range. His no-you-take-it layup from Marcus Paige gave the Tar Heels their largest lead to that point, 49-34, with 17 1/2 minutes to go.

Georgia Tech never got closer than 11 the rest of the way, and Hairston punctuated this one with a thunderous dunk over Daniel Miller with about 6 minutes left that made it 70-53.

GEORGIA TECH (10-7, 0-5 ACC)

Player	FG-A	3P-A	FT-A	Reb	PF	Pts	A	TO	Bk	S	MIN
Georges-Hunt	3-10	0-1	0-0	10	2	6	1	2	0	2	30
Carter Jr.	3-10	1-2	2-2	12	3	9	0	4	0	1	30
Miller	4-7	0-0	0-0	5	3	8	2	3	2	2	28
Udofia	1-9	0-3	1-2	7	0	3	1	1	0	0	25
Bolden	5-14	0-3	0-0	2	4	10	0	2	0	3	33
Royal	1-1	1-1	0-0	1	0	3	0	0	0	0	1
Poole Jr.	0-2	0-0	0-0	1	0	0	0	1	0	0	5
Reed	1-3	1-2	0-0	0	1	3	1	1	0	0	7
Holsey	8-13	0-0	2-2	9	5	18	0	2	1	0	21
Doyle	0-0	0-0	0-0	0	0	0	0	0	0	0	1
Poole	1-6	1-3	0-0	1	5	3	3	3	0	0	19
Totals	27-75	4-15	5-6	50	23	63	8	19	3	8	200
FG%	1st Half: 13-39 33.3%		2nd Half: 14-36 38.9%		Game: 36.0%						
3FG%	1st Half: 2-7 28.6%		2nd Half: 2-8 25.0%		Game: 26.7%						
FT%	1st Half: 4-4 100%		2nd Half: 1-2 50.0%		Game: 83.3%						

NORTH CAROLINA (13-5, 3-2 ACC)

Player	FG-A	3P-A	FT-A	Reb	PF	Pts	A	TO	Bk	S	MIN
Hubert	0-3	0-0	0-1	6	0	0	0	0	5	1	22
Bullock	7-12	2-7	1-1	6	0	17	0	1	1	1	31
McAdoo	5-13	0-1	4-10	9	3	14	1	1	1	1	26
Strickland	2-5	0-0	2-4	4	0	6	6	2	0	3	24
Paige	1-6	1-2	0-0	4	0	3	6	3	0	1	27
James	2-3	0-0	0-0	1	0	4	1	0	2	1	10
Moody	1-1	0-0	0-0	0	0	2	0	0	0	0	1
Johnson	1-5	0-0	2-2	5	0	4	2	0	1	0	13
Hairston	5-11	3-6	2-2	2	3	15	1	2	0	0	17
Simmons	2-2	0-0	2-2	1	0	6	0	0	0	0	8
Tanner	0-0	0-0	0-0	0	0	0	0	0	1	0	1
Tokoto	4-9	0-1	0-0	4	2	8	2	4	0	1	18
Manor	0-0	0-0	0-0	0	0	0	0	0	0	0	1
Robinson	0-0	0-0	0-0	0	0	0	0	0	0	0	1
Totals	30-70	6-17	13-22	45	8	79	19	14	10	9	200
FG%	1st Half: 16-38 42.1%		2nd Half: 14-32 43.8%		Game: 42.9%						
3FG%	1st Half: 4-11 36.4%		2nd Half: 2-6 33.3%		Game: 35.3%						
FT%	1st Half: 4-6 66.7%		2nd Half: 9-16 56.3%		Game: 59.1%						

Score by Periods	1st	2nd	Total
Georgia Tech	32	31	63
North Carolina	40	39	79

Officials: Doug Simmons, Gary Maxwell, Tim Kelly
Attendance: 19124
Points in the paint-GT 38,NC 40. Points off turnovers-GT 6,NC 15.
2nd chance points-GT 10,NC 10. Fast break points-GT 5,NC 14.
Bench points-GT 27,NC 39. Score tied-0 times. Lead changed-0 times.
Largest lead-GT None, NC by 19 2nd-04:05.

GAME 18

Georgia Tech 82, Wake Forest 62

Jan. 26, 2013 • McCamish Pavilion

Robert Carter Jr. scored a career-high 20 points, including seven in Georgia Tech's 16-0 run to open the game, and the Yellow Jackets beat Wake Forest 82-62 on Saturday for their first ACC win.

Carter, a 6-foot-8 freshman, made nine of 10 shots from the field, including two 3-pointers.

Georgia Tech (11-7, 1-5) was never threatened as it became the last ACC team to win its first conference game. It kept its leads in double figures for the final 38 minutes.

The Yellow Jackets made four of six 3-pointers in the 16-0 run and pushed the lead to 30 points at 37-7 on a 3-pointer by another freshman, Marcus Georges-Hunt.

C.J. Harris had 18 points for Wake Forest (10-9, 3-4), which fell to 0-4 in road conference games.

The Demon Deacons closed the first half with a 7-0 run to trail 52-29 at the break. Georgia Tech then was scoreless for almost 5 minutes to open the second half, but Wake Forest, which managed only five points in the span, couldn't seize the opportunity.

After Wake Forest cut the deficit to 18 points, Carter's 3-pointer pushed the lead to 57-36.

WAKE FOREST (10-9, 3-4 ACC)

Player	FG-A	3P-A	FT-A	Reb	PF	Pts	A	TO	Bk	S	MIN
Thomas	3-10	0-0	2-4	13	2	8	0	7	5	1	32
McKie	4-8	1-2	1-1	5	3	10	0	2	1	1	32
Adala Moto	3-5	0-0	0-2	2	0	6	0	1	0	0	14
Miller-McIntyre	3-10	0-1	3-6	2	2	9	3	1	0	0	35
Harris	5-11	2-6	6-8	7	1	18	3	2	0	1	33
Jones	0-2	0-0	0-0	0	3	0	0	1	0	2	11
Fischer	1-3	0-1	3-5	0	0	5	1	0	0	0	13
Washington	0-0	0-0	3-4	0	1	3	0	1	0	0	4
Rountree	0-1	0-0	0-0	2	4	0	1	1	0	1	8
Cavanaugh	1-7	0-2	1-2	3	2	3	2	0	1	0	18
Totals	20-57	3-12	19-32	36	18	62	10	16	7	6	200
FG%	1st Half: 9-26 34.6%		2nd Half: 11-31 35.5%		Game: 35.1%						
3FG%	1st Half: 3-9 33.3%		2nd Half: 0-3 0.0%		Game: 25.0%						
FT%	1st Half: 8-12 66.7%		2nd Half: 11-20 55.0%		Game: 59.4%						

GEORGIA TECH (11-7, 1-5 ACC)

Player	FG-A	3P-A	FT-A	Reb	PF	Pts	A	TO	Bk	S	MIN
Georges-Hunt	4-6	2-4	2-2	6	4	12	1	1	0	1	23
Carter Jr.	9-10	2-3	0-0	6	3	20	1	3	1	0	25
Miller	3-5	0-0	2-2	5	2	8	5	1	1	0	28
Udofia	2-5	2-5	3-4	1	2	9	3	2	0	0	34
Bolden	3-8	2-3	1-2	1	4	9	3	1	0	4	18
Royal	0-0	0-0	0-0	1	1	0	1	0	0	0	1
Jordan	0-0	0-0	0-0	0	0	0	0	0	0	0	0+
Poole Jr.	3-6	0-2	0-0	2	2	6	1	1	1	1	14
Reed	3-7	2-3	0-0	6	2	8	1	4	1	2	19
Holsey	4-10	0-0	0-1	5	1	8	4	2	2	2	25
Peek	0-0	0-0	0-0	0	1	0	0	0	1	0	1
Doyle	0-0	0-0	0-0	0	0	0	0	0	0	0	1
Poole	1-2	0-0	0-2	1	2	2	0	0	0	0	11
Totals	32-59	10-20	8-13	36	24	82	20	15	7	9	200
FG%	1st Half: 21-34 61.8%		2nd Half: 11-25 44.0%		Game: 54.2%						
3FG%	1st Half: 6-11 54.5%		2nd Half: 4-9 44.4%		Game: 50.0%						
FT%	1st Half: 4-5 80.0%		2nd Half: 4-8 50.0%		Game: 61.5%						

2012-13 GAME SUMMARIES

GAME 19

Clemson 63, Georgia Tech 60

Jan. 29, 2013 • Clemson, S.C.

K.J. McDaniels scored 15 points, including two foul shots with 16 seconds left, as Clemson held on to defeat Georgia Tech 63-60, its sixth straight victory over the Yellow Jackets.

The Tigers (12-8, 4-4 ACC) held an 11-point lead early in the second half, but the Yellow Jackets (11-8, 1-6) gradually chipped away. When Mfon Udofia made a free throw with 17.2 seconds left, Clemson's lead had shrunk to 61-60.

That's when McDaniels grabbed the in-bounds pass, got fouled by Udofia and confidently made both ends of the 1-and-1 attempts. The Yellow Jackets had a chance to tie, but Brandon Reed's 3-point attempt from left of the basket was off the mark and Clemson won for the fourth time in its last six games.

Daniel Miller had 16 points and Kammeon Holsey 14 to lead Georgia Tech.

GEORGIA TECH (11-8, 1-6 ACC)

Player	FG-A	3P-A	FT-A	Reb	PF	Pts	A	TO	Bk	S	MIN
Carter Jr.	1-4	1-3	0-2	3	2	3	0	0	0	1	23
Miller	8-12	0-0	0-0	4	3	16	1	1	0	0	29
Udofia	1-4	0-2	5-6	8	2	7	1	4	0	3	27
Georges-Hunt	5-9	1-2	0-0	7	0	11	3	0	0	0	34
Bolden	3-8	2-5	0-0	1	3	8	1	3	0	1	31
Royal	0-2	0-1	0-0	1	0	0	0	0	0	0	2
Poole Jr.	0-2	0-1	0-0	1	1	0	1	1	0	1	6
Reed	0-4	0-1	1-2	3	0	1	1	0	0	2	11
Holsey	5-9	0-0	4-7	4	2	14	1	5	0	1	25
Poole	0-0	0-0	0-0	0	1	0	2	3	0	0	12
Totals	23-54	4-15	10-17	35	14	60	11	17	0	9	200
FG%	1st Half: 13-25 52.0%		2nd Half: 10-29 34.5%		Game: 42.6%						
3FG%	1st Half: 3-9 33.3%		2nd Half: 1-6 16.7%		Game: 26.7%						
FT%	1st Half: 1-2 50.0%		2nd Half: 9-15 60.0%		Game: 58.8%						

CLEMSON (12-8, 4-4 ACC)

Player	FG-A	3P-A	FT-A	Reb	PF	Pts	A	TO	Bk	S	MIN
Jennings	4-12	1-5	0-1	9	5	9	1	4	1	1	28
McDaniels	5-11	1-5	4-6	5	0	15	0	0	1	2	33
Booker	3-10	0-0	2-2	6	2	8	4	0	1	1	33
Hall	2-2	0-0	0-0	2	2	4	4	2	0	2	35
Harrison	3-6	2-4	0-1	2	1	8	3	3	0	4	34
Filer	3-6	0-0	0-0	3	1	6	0	3	0	1	12
Roper	2-3	0-1	0-0	0	0	4	0	2	0	1	6
Sullivan	3-5	1-1	0-2	3	1	7	0	1	0	0	9
Smith	0-0	0-0	0-0	1	1	0	0	0	0	0	3
Nnoko	1-2	0-0	0-0	2	0	2	0	0	0	0	7
Totals	26-57	5-16	6-12	34	13	63	12	15	3	12	200
FG%	1st Half: 16-35 45.7%		2nd Half: 10-22 45.5%		Game: 45.6%						
3FG%	1st Half: 4-11 36.4%		2nd Half: 1-5 20.0%		Game: 31.3%						
FT%	1st Half: 0-1 0.0%		2nd Half: 6-11 54.5%		Game: 50.0%						

Score by Periods	1st	2nd	Total
Georgia Tech	30	30	60
Clemson	36	27	63

Officials: Les Jones, Roger Ayers, Mike Eades

Attendance: 7059

Points in the paint-GT 28,CU 38. Points off turnovers-GT 12,CU 21.

2nd chance points-GT 10,CU 10. Fast break points-GT 4,CU 10.

Bench points-GT 15,CU 19. Score tied-0 times. Lead changed-1 time.

Largest lead-GT by 10 1st-12:38, CU by 11 2nd-16:55.

GAME 20

Georgia Tech 66, Virginia 60

Feb. 3, 2013 • McCamish Pavilion

Georgia Tech rallied from a halftime deficit of nine points, taking the lead on Mfon Udofia's jumper with 1:19 remaining, and beat Virginia 66-60 to end the Cavaliers' four-game winning streak.

Virginia led 54-48 following a 3-pointer by freshman Evan Nolte with 9:40 remaining. The Cavaliers then went more than 9 minutes without a field goal before Jontel Evans' driving basket with 35 seconds remaining.

Udofia led Georgia Tech (12-8, 2-6 ACC) with 15 points. Freshmen Chris Bolden and Robert Carter Jr. each had 14. Kammeon Holsey had 10 points.

Joe Harris led Virginia (15-6, 5-3) with 18 points, including only four points in the second half. Akil Mitchell had 13 points.

Virginia, which shot 51.9 percent from the field in the first half (14 of 27), made only 8 of 28 shots (28.6 percent) in the second half.

Virginia ranked third in the nation and first in the ACC with its average of 51.2 points allowed per game. Georgia Tech was the first ACC team to reach 60 points against the Cavaliers.

VIRGINIA (15-6, 5-3 ACC)

Player	FG-A	3P-A	FT-A	Reb	PF	Pts	A	TO	Bk	S	MIN
Nolte	2-9	2-8	0-0	4	4	6	0	0	0	0	24
Mitchell	6-14	0-0	1-1	12	3	13	0	1	1	0	34
Evans	2-5	0-0	0-0	1	1	4	4	4	0	1	33
Jespersion	1-3	1-3	0-0	1	2	3	1	1	0	2	31
Harris	6-14	4-9	2-4	6	4	18	4	6	1	1	37
Barnette	1-1	1-1	0-0	0	0	3	0	0	0	0	1
Jones	1-1	0-0	0-0	0	2	2	1	0	0	0	6
Tobey	0-0	0-0	1-2	2	3	1	1	1	0	0	9
Anderson	3-8	1-1	3-4	3	3	10	4	1	1	0	25
Totals	22-55	9-22	7-11	31	22	60	15	14	3	4	200
FG%	1st Half: 14-27 51.9%		2nd Half: 8-28 28.6%		Game: 40.0%						
3FG%	1st Half: 6-11 54.5%		2nd Half: 3-11 27.3%		Game: 40.9%						
FT%	1st Half: 3-5 60.0%		2nd Half: 4-6 66.7%		Game: 63.6%						

GEORGIA TECH (12-8, 2-6 ACC)

Player	FG-A	3P-A	FT-A	Reb	PF	Pts	A	TO	Bk	S	MIN
Georges-Hunt	1-6	0-2	5-6	4	2	7	0	0	0	1	33
Carter Jr.	6-8	0-2	2-3	8	3	14	3	2	1	1	31
Miller	2-4	0-0	0-0	8	2	4	4	3	2	0	27
Udofia	4-8	3-5	4-4	1	1	15	2	3	0	1	34
Bolden	4-10	1-5	5-7	5	3	14	1	1	0	0	37
Jordan	0-0	0-0	0-0	0	1	0	0	0	0	0	4
Poole Jr.	0-1	0-0	0-0	1	1	0	0	0	0	0	2
Reed	0-1	0-0	0-2	1	0	0	1	0	0	1	7
Holsey	5-7	0-0	2-3	4	1	12	1	3	1	1	22
Poole	0-1	0-1	0-0	0	0	0	0	0	0	0	3
Totals	22-46	4-15	18-25	32	14	66	12	13	5	5	200
FG%	1st Half: 10-22 45.5%		2nd Half: 12-24 50.0%		Game: 47.8%						
3FG%	1st Half: 1-6 16.7%		2nd Half: 3-9 33.3%		Game: 26.7%						
FT%	1st Half: 7-9 77.8%		2nd Half: 11-16 68.8%		Game: 72.0%						

Score by Periods	1st	2nd	Total
Virginia	37	23	60
Georgia Tech	28	38	66

Officials: Bryan Kersey, Brian Dorsey, Tony Greene

Attendance: 7128

Points in the paint-VA 22,GT 24. Points off turnovers-VA 12,GT 15.

2nd chance points-VA 9,GT 11. Fast break points-VA 5,GT 4.

Bench points-VA 16,GT 12. Score tied-4 times. Lead changed-4 times.

Largest lead-VA by 9 1st-00:48, GT by 6 2nd-00:02.

GAME 21

Florida State 56, Georgia Tech 54

Feb. 5, 2013 • McCamish Pavilion

Michael Snaer hit a driving layup just before the buzzer, giving Florida State a 56-54 victory over Georgia Tech in the Atlantic Coast Conference.

Snaer made up for a turnover on the Seminoles' previous possession, when he let a routine pass slip through his hands and couldn't save it from rolling out of bounds. After Mfon Udofia missed a 3-pointer to break the 54-all deadlock, Florida State rebounded and called timeout to set up the last play.

Devon Bookert dribbled down the clock before passing off to Snaer. He might've gotten away with a push-off - Udofia went flying near the top of the key, and Georgia Tech complained bitterly - but the refs made no call. Snaer spotted an opening down the right side of the lane, darted toward the hoop and banked it in just before the red light went off. The officials took a look at the replay, but didn't need long to rule the shot was good.

Snaer led the Seminoles (13-9, 5-4 ACC) with 15 points. Daniel Miller and Brandon Reed had 9 points each for Georgia Tech (12-9, 2-7).

FLORIDA STATE (13-9, 5-4 ACC)

Player	FG-A	3P-A	FT-A	Reb	PF	Pts	A	TO	Bk	S	MIN
White	1-7	0-4	1-2	10	3	3	1	2	0	0	29
Turpin	4-6	0-0	2-3	5	4	10	0	1	3	2	29
Brandon	0-2	0-0	1-2	1	1	1	5	4	0	0	18
Snaer	4-9	3-5	4-4	4	3	15	4	1	0	2	30
Whisnant	1-3	0-2	0-0	2	1	2	2	0	0	2	15
Bookert	1-2	1-1	0-0	0	0	3	3	2	0	0	22
Gilchrist	1-1	0-0	1-2	2	0	3	0	3	0	0	10
Bojanovsky	4-4	0-0	2-2	3	2	10	0	0	2	0	12
Thomas	3-3	0-0	0-2	1	0	6	0	1	0	0	20
Miller	1-3	1-3	0-0	1	1	3	3	2	0	0	15
Totals	20-40	5-15	11-17	30	15	56	18	16	5	6	200
FG%	1st Half: 10-22 45.5%		2nd Half: 10-18 55.6%		Game: 50.0%						
3FG%	1st Half: 3-8 37.5%		2nd Half: 2-7 28.6%		Game: 33.3%						
FT%	1st Half: 3-6 50.0%		2nd Half: 8-11 72.7%		Game: 64.7%						

GEORGIA TECH (12-9, 2-7 ACC)

Player	FG-A	3P-A	FT-A	Reb	PF	Pts	A	TO	Bk	S	MIN
Georges-Hunt	3-9	1-3	1-5	3	2	8	1	3	0	1	31
Carter Jr.	2-9	0-0	0-0	3	3	4	0	2	0	2	32
Miller	3-4	0-0	3-4	5	1	9	4	1	1	3	32
Udofia	2-8	2-6	0-0	4	2	6	4	1	0	1	27
Bolden	2-7	0-3	2-2	5	1	6	3	1	0	2	28
Jordan	1-2	0-0	0-0	0	1	2	1	0	0	1	7
Poole Jr.	0-1	0-0	1-2	1	0	1	0	0	0	0	4
Reed	3-5	3-4	0-0	0	0	9	1	1	0	0	18
Holsey	2-4	0-0	2-2	1	4	6	0	2	0	1	16
Poole	1-1	1-1	0-0	0	1	3	0	0	0	0	5
Totals	19-50	7-17	9-15	24	15	54	14	11	1	11	200
FG%	1st Half: 10-25 40.0%		2nd Half: 9-25 36.0%		Game: 38.0%						
3FG%	1st Half: 4-9 44.4%		2nd Half: 3-8 37.5%		Game: 41.2%						
FT%	1st Half: 3-4 75.0%		2nd Half: 6-11 54.5%		Game: 60.0%						

Score by Periods	1st	2nd	Total
Florida State	26	30	56
Georgia Tech	27	27	54

Officials: Tim Nestor, Michael Stephens, Ted Valentine

Attendance: 7012

Points in the paint-FS 22,GT 18. Points off turnovers-FS 11,GT 15.

2nd chance points-FS 6,GT 8. Fast break points-FS 4,GT 8.

Bench points-FS 25,GT 21. Score tied-5 times. Lead changed-6 times.

Largest lead-FS by 13 1st-13:56, GT by 5 2nd-19:11.

2012-13 GAME SUMMARIES

GAME 22

Georgia Tech 64, Virginia Tech 54

Feb. 9, 2013 • Blacksburg, Va.

Kammeeon Holsey scored all 13 points of his points in the first half to lift Georgia Tech to a 64-54 victory over Virginia Tech.

Marcus Georges-Hunt added 13 for the Yellow Jackets (13-9, 3-7 ACC), who won a road game for the first time this season and won in Blacksburg for the first time.

In the first half, the Yellow Jackets opened a 22-point lead against the cold-shooting Hokies, who missed 12 of their first 13 shots and 20 of their first 23. Georgia Tech led 37-18 at halftime.

Virginia Tech (11-12, 2-8), which lost for the sixth straight time, cut the lead to 60-52 on a runner by Erick Green with 31.6 seconds left, but the Hokies got no closer.

Green, who led the nation in scoring at 25.2 points per game coming in, paced Virginia Tech with 28 points.

GEORGIA TECH (13-9, 3-7 ACC)													
Player	FG-A	3P-A	FT-A	Reb	PF	Pts	A	T	Bk	S	MIN		
Georges-Hunt	5-11	1-2	2-2	9	1	13	0	2	1	0	29		
Carter Jr.	2-7	1-3	2-3	9	4	7	0	2	1	1	24		
Miller	3-9	0-0	1-2	7	1	7	2	1	2	0	32		
Udofia	1-9	1-4	4-7	4	4	7	0	0	0	0	23		
Bolden	2-6	1-3	0-0	3	1	5	4	1	1	0	28		
Reed	3-6	1-2	2-4	4	2	9	4	1	0	1	23		
Holsey	6-8	0-0	1-4	9	1	13	1	1	1	0	24		
Poole	1-3	1-3	0-0	1	4	3	2	2	0	0	17		
Totals	23-59	6-17	12-22	49	18	64	13	11	6	2	200		
FG%	1st Half: 14-29 48.3%			2nd Half: 9-30 30.0%			Game: 39.0%						
3FG%	1st Half: 4-10 40.0%			2nd Half: 2-7 28.6%			Game: 35.3%						
FT%	1st Half: 5-7 71.4%			2nd Half: 7-15 46.7%			Game: 54.5%						

VIRGINIA TECH (11-12, 2-8 ACC)													
Player	FG-A	3P-A	FT-A	Reb	PF	Pts	A	T	Bk	S	MIN		
Raines	3-11	0-0	0-2	9	3	6	1	0	1	0	31		
Eddie	0-6	0-4	0-0	3	3	0	1	0	3	0	12		
Barksdale	0-2	0-0	1-2	4	3	1	0	0	0	0	24		
Brown	4-16	2-5	0-1	3	0	10	2	4	0	0	39		
Green	9-20	2-5	8-9	5	0	28	3	2	2	1	35		
van Zegeren	0-0	0-0	0-0	1	2	0	0	0	0	0	9		
Patrick	0-0	0-0	0-0	0	2	0	0	0	0	0	1		
Rankin	0-0	0-0	0-0	2	0	0	0	1	0	0	10		
Johnston	2-6	2-5	0-0	2	1	6	1	0	0	0	23		
Wood	1-1	1-1	0-0	3	3	3	0	1	0	0	16		
Totals	19-62	7-20	9-14	35	17	54	8	8	6	1	200		
FG%	1st Half: 6-29 20.7%			2nd Half: 13-33 39.4%			Game: 30.6%						
3FG%	1st Half: 3-9 33.3%			2nd Half: 4-11 36.4%			Game: 35.0%						
FT%	1st Half: 3-4 75.0%			2nd Half: 6-10 60.0%			Game: 64.3%						

Score by Periods	1st	2nd	Total
Georgia Tech	37	27	64
Virginia Tech	18	36	54

Officials: Jim Burr, Raymond Styons, Tim Kelly
Attendance: 6006
Points in the paint-GT 30,VT 16. Points off turnovers-GT 8,VT 9.
2nd chance points-GT 6,VT 5. Fast break points-GT 3,VT 6.
Bench points-GT 25,VT 9. Score tied-0 times. Lead changed-1 time.
Largest lead-GT by 25 2nd-16:27, VT by 1 1st-16:45.

GAME 23

Clemson 56, Georgia Tech 53

Feb. 14, 2013 • McCamish Pavilion

K.J. McDaniels scored 14 points and Milton Jennings blocked a potentially tying 3-pointer at the buzzer, preserving Clemson's 56-53 victory over Georgia Tech.

The Tigers (13-11, 5-7 ACC) extended their domination of the Yellow Jackets (13-10, 3-8), sweeping the season series and winning their seventh in a row overall.

Georgia Tech rallied from a 12-point deficit in the second half and had a couple of chances to force overtime. Chris Bolden missed on a drive with about 10 seconds to go, but the Yellow Jackets got another chance after Jennings made only 1 of 2 free throws. Mfon Udofia took off down the court, looking to get off a 3, and he appeared to have an open look, but Jennings came up from behind to strip it away, and the Tigers celebrated.

Marcus Georges-Hunt led Georgia Tech with 11 points. The Yellow Jackets nearly pulled out an improbable win after shooting just 17 percent from the field in the first half.

Clemson appeared to be firmly in control when Damarcus Harrison made an open 3 with 7:51 left, pushing the Tigers to their biggest lead of the night, 47-35.

But Georgia Tech ripped off a 12-4 run to make a game of it.

CLEMSON (13-11, 5-7 ACC)													
Player	FG-A	3P-A	FT-A	Reb	PF	Pts	A	T	Bk	S	MIN		
Jennings	4-7	3-4	1-2	6	3	12	2	1	1	0	30		
Booker	6-11	0-0	1-1	8	2	13	2	2	3	2	39		
Hall	4-10	0-1	1-6	3	2	9	2	0	0	2	29		
Roper	2-5	2-3	0-0	2	0	6	2	1	0	0	31		
Harrison	1-4	0-2	0-0	2	3	2	1	0	0	0	17		
Filer	0-2	0-0	0-0	3	2	0	1	1	0	0	11		
Sullivan	0-0	0-0	0-0	2	0	0	0	0	2	0	8		
McDaniels	4-11	0-2	6-8	1	4	14	0	2	3	1	32		
Nnoko	0-0	0-0	0-0	0	1	0	0	0	0	0	3		
Totals	21-50	5-12	9-17	30	17	56	10	7	9	5	200		
FG%	1st Half: 8-29 27.6%			2nd Half: 13-21 61.9%			Game: 42.0%						
3FG%	1st Half: 2-6 33.3%			2nd Half: 3-6 50.0%			Game: 41.7%						
FT%	1st Half: 2-3 66.7%			2nd Half: 7-14 50.0%			Game: 52.9%						

GEORGIA TECH (13-10, 3-8 ACC)													
Player	FG-A	3P-A	FT-A	Reb	PF	Pts	A	T	Bk	S	MIN		
Georges-Hunt	4-7	0-0	3-4	5	4	11	1	0	0	0	34		
Carter Jr.	5-10	0-0	0-1	11	2	10	1	1	1	1	30		
Miller	1-1	0-0	0-0	6	3	2	2	1	2	2	30		
Udofia	2-9	0-3	2-2	0	4	6	4	3	0	0	29		
Bolden	2-8	2-4	3-4	3	0	9	0	2	1	0	33		
Jordan	0-1	0-1	0-0	0	0	0	0	0	0	0	2		
Poole Jr.	0-1	0-0	0-0	1	0	0	0	0	0	0	3		
Reed	1-7	1-4	0-0	2	0	3	0	0	0	0	9		
Holsey	3-8	0-0	3-4	8	1	9	0	0	0	0	21		
Poole	1-3	0-1	1-2	1	0	3	1	3	0	0	9		
Totals	19-55	3-13	12-17	42	14	53	9	10	4	3	200		
FG%	1st Half: 5-29 17.2%			2nd Half: 14-26 53.8%			Game: 34.5%						
3FG%	1st Half: 1-7 14.3%			2nd Half: 2-6 33.3%			Game: 23.1%						
FT%	1st Half: 4-6 66.7%			2nd Half: 8-11 72.7%			Game: 70.6%						

Score by Periods	1st	2nd	Total
Clemson	20	36	56
Georgia Tech	15	38	53

Officials: Ray Natili, Bernard Clinton, Joe Lindsay
Attendance: 6862
Points in the paint-CU 30,GT 26. Points off turnovers-CU 12,GT 9.
2nd chance points-CU 11,GT 15. Fast break points-CU 2,GT 4.
Bench points-CU 14,GT 15. Score tied-1 time. Lead changed-0 times.
Largest lead-CU by 12 2nd-07:54, GT None.

GAME 24

Georgia Tech 57, Wake Forest 56

Feb. 16, 2013 • Winston-Salem, N.C.

Robert Carter Jr. hit two free throws with 8.7 seconds left, and Georgia Tech held off a last-chance shot by Wake Forest for a 57-56 victory.

Marcus Georges-Hunt finished with 16 points, Daniel Miller had 15 and Carter 10 for the Yellow Jackets (14-10, 4-8 ACC), who trailed most of the second half after leading by three points at the halftime break.

C.J. Harris and Travis McKie scored 15 points each for the Demon Deacons, who overcame 29.2 percent shooting (14 of 48) to lead by as many as five points midway through the second half.

Despite the poor shooting, Wake Forest led 56-53 on a McKie 3-pointer with 1:19 left. But Georges-Hunt hit a 3 with 1 minute left to pull Georgia Tech within a point.

After McKie missed an open 3-pointer with 30 seconds left, Georges-Hunt missed a driving dunk attempt that would have put the Yellow Jackets ahead. But Carter came down with the rebound and was fouled going up for a follow, setting up his game-winning free throws.

The Demon Deacons had one last shot, but Georges-Hunt knocked a crosscourt pass by Harris out of bounds with 2.2 seconds left. Devin Thomas, who had 12 rebounds and nine points, then missed an 18-foot jumper at the buzzer.

GEORGIA TECH (14-10, 4-8 ACC)													
Player	FG-A	3P-A	FT-A	Reb	PF	Pts	A	T	Bk	S	MIN		
Georges-Hunt	6-11	2-3	2-4	3	1	16	0	1	0	0	32		
Carter Jr.	3-7	0-0	4-4	5	3	10	0	2	0	0	22		
Miller	6-11	0-0	1-1	6	2	13	3	2	5	0	33		
Udofia	1-4	1-3	0-2	4	4	3	6	1	0	1	33		
Bolden	2-5	0-2	2-2	2	1	6	0	1	0	4	27		
Royal	2-4	1-1	0-0	3	1	5	0	1	0	0	10		
Poole Jr.	0-1	0-0	0-0	0	0	0	0	0	0	0	5		
Morris	0-1	0-0	0-0	0	0	0	0	0	0	0	2		
Reed	0-3	0-1	0-0	6	1	0	1	0	0	0	14		
Holsey	2-8	0-0	0-0	2	4	4	0	4	0	0	15		
Poole	0-1	0-1	0-2	0	1	0	0	2	0	0	7		
Totals	22-56	4-11	9-15	32	18	57	10	14	5	5	200		
FG%	1st Half: 13-29 44.8%			2nd Half: 9-27 33.3%			Game: 39.3%						
3FG%	1st Half: 2-6 33.3%			2nd Half: 2-5 40.0%			Game: 36.4%						
FT%	1st Half: 2-6 33.3%			2nd Half: 7-9 77.8%			Game: 60.0%						

WAKE FOREST (11-14, 4-9 ACC)													
Player	FG-A	3P-A	FT-A	Reb	PF	Pts	A	TO	Bk	S	MIN		
Thomas	3-6	0-0	3-3	12	2	9	0	3	0	0	33		
McKie	5-13	2-6	3-3	6	0	15	0	3	2	0	36		
Adala Moto	1-3	0-0	6-8	3	2	8	0	1	0	1	18		
Miller-McIntyre	0-6	0-3	2-2	2	3	2	3	1	0	0	32		
Harris	3-8	2-5	7-7	1	2	15	1	4	0	0	33		
Jones	0-5	0-1	0-0	1	1	0	2	1	0	1	12		
Fischer	1-6	1-5	0-0	2	0	3	0	0	1	1	13		
Washington	0-0	0-0	0-0	1	1	0	0	0	1	0	3		
Rountree	1-1	0-0	2-2	2	3	4	0	2	4	2	15		
Cavanaugh	0-0	0-0	0-0	0	0	0	0	0	2	0	0		
Totals	14-48	5-20	23-25	35	15	56	6	17	8	5	200		
FG%	1st Half: 7-24 29.2%				2nd Half: 7-24 29.2%				Game: 29.2%				
3FG%	1st Half: 3-10 30.0%				2nd Half: 2-10 20.0%				Game: 25.0%				
FT%	1st Half: 10-11 90.9%				2nd Half: 13-14 92.9%				Game: 92.0%				

2012-13 GAME SUMMARIES

GAME 25

North Carolina 70, Georgia Tech 58

Feb. 19, 2013 • McCamish Pavilion

James Michael McAdoo scored 22 points and grabbed 11 rebounds to end a three-game scoring slump and North Carolina took control with a 12-0 second-half run to beat Georgia Tech 70-58.

The sophomore forward had 15 points in the first half and scored the final basket in the 12-0 run that gave North Carolina (18-8, 8-5 ACC) a 59-41 lead with 8:47 remaining. The Tar Heels stretched the lead to 22 points at 66-44.

Leslie McDonald, who had four 3-pointers, had 15 points.

Marcus Georges-Hunt and Chris Bolden scored 12 points apiece for Georgia Tech (14-11, 4-9).

The Yellow Jackets had won four of seven games since a 79-63 loss at North Carolina on Jan. 23.

P.J. Hairston opened the game with a 3. North Carolina then missed its next five shots during Georgia Tech's 8-0 run. The Yellow Jackets led 19-16 following a basket by Georges-Hunt.

A three-point play by McAdoo started a string of seven unanswered points for the Tar Heels.

NORTH CAROLINA (18-8, 8-5 ACC)

Player	FG-A	3P-A	FT-A	Reb	PF	Pts	A	TO	Bk	S	MIN
Bullock	4-9	1-4	0-0	7	2	9	0	0	1	2	30
McAdoo	9-19	0-0	4-6	11	1	22	2	2	0	4	35
Strickland	2-9	0-0	0-0	6	1	4	7	0	0	1	30
Paige	0-4	0-3	8-8	1	0	8	5	2	0	4	30
Hairston	4-15	1-7	1-1	5	2	10	2	0	0	3	31
McDonald	5-8	4-6	1-2	2	0	15	2	2	1	0	17
Johnson	1-2	0-0	0-0	2	2	2	1	0	0	0	7
Hubert	0-0	0-0	0-0	0	1	0	0	1	0	0	4
Simmons	0-0	0-0	0-0	1	1	0	0	0	0	0	7
Tokoto	0-0	0-0	0-0	1	2	0	0	0	0	0	9
Totals	25-66	6-20	14-17	38	12	70	19	9	2	14	200
FG%	1st Half: 14-37 37.8%		2nd Half: 11-29 37.9%		Game: 37.9%						
3FG%	1st Half: 3-12 25.0%		2nd Half: 3-8 37.5%		Game: 30.0%						
FT%	1st Half: 5-6 83.3%		2nd Half: 9-11 81.8%		Game: 82.4%						

GEORGIA TECH (14-11, 4-9 ACC)

Player	FG-A	3P-A	FT-A	Reb	PF	Pts	A	TO	Bk	S	MIN
Georges-Hunt	5-11	2-5	0-2	7	2	12	2	3	0	0	32
Carter Jr.	4-11	1-3	0-0	8	0	9	2	2	3	1	31
Miller	3-5	0-0	0-0	12	4	6	1	4	3	1	28
Udofia	2-6	2-4	0-1	2	1	6	4	3	0	2	34
Bolden	5-10	2-4	0-2	4	3	12	1	3	0	0	29
Poole Jr.	0-3	0-1	0-0	2	0	0	0	0	0	0	8
Reed	1-2	1-2	0-0	0	0	3	0	0	0	0	11
Holsey	3-6	0-0	4-6	6	3	10	0	3	1	0	22
Poole	0-4	0-2	0-0	0	0	0	1	1	0	1	5
Totals	23-58	8-21	4-11	43	13	58	11	19	7	5	200
FG%	1st Half: 14-32 43.8%		2nd Half: 9-26 34.6%		Game: 39.7%						
3FG%	1st Half: 2-7 28.6%		2nd Half: 6-14 42.9%		Game: 38.1%						
FT%	1st Half: 0-6 0.0%		2nd Half: 4-5 80.0%		Game: 36.4%						

Score by Periods	1st	2nd	Total
North Carolina	36	34	70
Georgia Tech	30	28	58

Officials: Jamie Luckie, John Cahill, Roger Ayers

Attendance: 8600

Points in the paint-NC 34,GT 22. Points off turnovers-NC 21,GT 12.

2nd chance points-NC 9,GT 12. Fast break points-NC 14,GT 8.

Bench points-NC 17,GT 13. Score tied-3 times. Lead changed-6 times.

Largest lead-NC by 22 2nd-04:50, GT by 5 1st-17:25.

GAME 26

Virginia 82, Georgia Tech 54

Feb. 24, 2013 • Charlottesville, Va.

Akil Mitchell scored 18 points, Joe Harris added 15 and Jontel Evans had eight assists as Virginia cruised to an 82-54 win over Georgia Tech.

Marcus Georges-Hunt led Georgia Tech (14-12, 4-10 ACC) with 12 points. Daniel Miller added 11 points and 11 rebounds.

Virginia led 41-29 at the break, but a Robert Carter Jr. 3-pointer cut Virginia's lead to 45-40 early in the second period. The Cavaliers (19-8, 9-6) responded with a 16-1 run over the next 4-plus minutes to take a 61-41 lead.

Evans had two drives to the hoop during the surge and freshman Taylor Barnette capped it with back-to-back 3-pointers.

In the first half, Virginia shot 53 percent from the field (16 of 30), but Georgia Tech countered by shooting 54 percent (13 of 24). The difference was the Yellow Jackets' 10 turnovers. The Cavaliers had only two.

GEORGIA TECH (14-12, 4-10 ACC)

Player	FG-A	3P-A	FT-A	Reb	PF	Pts	A	TO	Bk	S	MIN
Carter Jr.	4-10	1-4	0-0	5	2	9	0	3	1	1	28
Miller	4-9	0-0	3-4	11	2	11	1	2	0	0	26
Udofia	1-5	1-3	1-2	3	4	4	2	1	0	1	27
Georges-Hunt	5-12	2-5	0-0	1	0	12	3	1	0	0	31
Bolden	2-3	1-2	0-0	0	0	5	1	2	0	0	32
Royal	1-2	0-0	0-0	1	0	2	0	0	0	0	4
Jordan	0-0	0-0	0-0	0	1	0	0	0	0	0	6
Poole Jr.	0-1	0-0	0-0	0	1	0	0	1	0	0	7
Morris	0-0	0-0	0-0	0	0	0	0	1	0	1	2
Reed	0-1	0-1	0-0	1	1	0	0	2	0	0	8
Holsey	4-4	0-0	0-2	2	4	8	0	3	0	0	20
Poole	1-3	1-2	0-0	0	1	3	1	0	0	0	9
Totals	22-50	6-17	4-8	26	16	54	8	17	1	3	200
FG%	1st Half: 13-24 54.2%		2nd Half: 9-26 34.6%		Game: 44.0%						
3FG%	1st Half: 2-8 25.0%		2nd Half: 4-9 44.4%		Game: 35.3%						
FT%	1st Half: 1-4 25.0%		2nd Half: 3-4 75.0%		Game: 50.0%						

VIRGINIA (19-8, 9-5 ACC)

Player	FG-A	3P-A	FT-A	Reb	PF	Pts	A	TO	Bk	S	MIN
Anderson	4-9	1-2	2-2	2	0	11	4	3	1	2	22
Mitchell	8-9	0-0	2-2	8	1	18	1	0	0	1	30
Evans	5-7	0-0	0-0	3	1	10	8	0	0	0	28
Jespersion	2-6	1-4	1-2	4	0	6	0	0	1	1	23
Harris	4-10	0-5	7-8	3	1	15	1	1	0	0	31
Browman	0-0	0-0	0-0	1	0	0	0	0	0	0	3
Barnette	3-4	3-4	0-0	0	1	9	1	0	0	0	14
Jones	2-3	0-0	0-0	1	0	4	0	0	0	0	12
Tobey	3-7	1-1	0-0	4	2	7	0	0	0	0	15
Nolte	1-3	0-2	0-0	1	2	2	0	0	1	1	20
Rogers	0-1	0-1	0-0	0	0	0	0	1	0	0	2
Totals	32-59	6-19	12-14	29	8	82	15	5	3	5	200
FG%	1st Half: 16-30 53.3%		2nd Half: 16-29 55.2%		Game: 54.2%						
3FG%	1st Half: 2-6 33.3%		2nd Half: 4-13 30.8%		Game: 31.6%						
FT%	1st Half: 7-8 87.5%		2nd Half: 5-6 83.3%		Game: 85.7%						

Score by Periods	1st	2nd	Total
Georgia Tech	29	25	54
Virginia	41	41	82

Officials: Doug Simons (R), Sean Hull, Gary Maxwell

Technical fouls: Georgia Tech-Udofia, Mfon

Attendance: 12232

Points in the paint-GT 24,VA 46. Points off turnovers-GT 5,VA 25.

2nd chance points-GT 14,VA 10. Fast break points-GT 0,VA 6.

Bench points-GT 13,VA 22. Score tied-0 times. Lead changed-1 time.

Largest lead-GT by 5 1st-18:57, VA by 30 2nd-01:55.

GAME 27

Georgia Tech 78, Maryland 68

Feb. 27, 2013 • McCamish Pavilion

Robert Carter Jr. had 19 points and 10 rebounds and Georgia Tech beat Maryland 78-68, extending the Terrapins' road struggles.

Carter, a freshman, posted his fourth double-double of the season and Brandon Reed had 17 points for Georgia Tech (15-12, 5-10 Atlantic Coast Conference). Daniel Miller had 16 points and nine rebounds while making each of his 12 free throws.

The loss left Maryland (19-9, 7-8) 1-6 in road ACC games, damaging its NCAA tournament hopes.

Dez Wells led Maryland with 15 points. Alex Len had 13 points and nine rebounds. Seth Allen had 12 points.

Tech made a strong recovery after losing its last two games to North Carolina and Virginia. The Yellow Jackets made 16 of 28 shots from the field (57.1 percent) in the first half and finished at 51 percent for the game with 22 assists on their 26 field goals.

MARYLAND (19-9, 7-8 ACC)

Player	FG-A	3P-A	FT-A	Reb	PF	Pts	A	TO	Bk	S	MIN
Layman	1-8	0-6	0-0	1	1	2	2	0	0	0	26
Cleare	3-7	0-0	1-1	6	3	7	0	0	0	0	19
Len	6-11	0-1	1-2	9	5	13	1	2	0	2	23
Faust	4-5	1-2	1-2	3	2	10	2	6	0	0	23
Wells	6-10	0-0	3-3	3	1	15	4	2	0	1	33
Mitchell	1-2	0-0	0-1	2	4	2	1	1	1	0	17
Aronhalt	1-3	1-3	0-0	1	0	3	1	2	0	0	11
Allen	4-10	2-6	2-3	1	2	12	2	1	0	3	25
Howard	0-4	0-1	0-0	1	0	0	0	0	0	1	8
Padgett	1-3	0-0	2-2	0	2	4	1	0	0	2	15
Totals	27-63	4-19	10-14	32	20	68	14	14	1	9	200
FG%	1st Half: 14-33 42.4%		2nd Half: 13-30 43.3%		Game: 42.9%						
3FG%	1st Half: 1-6 16.7%		2nd Half: 3-13 23.1%		Game: 21.1%						
FT%	1st Half: 4-5 80.0%		2nd Half: 6-9 66.7%		Game: 71.4%						

GEORGIA TECH (15-12, 5-10 ACC)

Player	FG-A	3P-A	FT-A	Reb	PF	Pts	A	TO	Bk	S	MIN
Georges-Hunt	2-6	2-4	2-4	1	4	8	3	2	0	0	30
Carter Jr.	7-11	1-4	4-4	10	1	19	2	1	2	0	29
Miller	2-4	0-0	12-12	9	2	16	3	2	3	1	33
Udofia	1-4	0-2	0-0	1	1	2	5	0	0	0	29
Bolden	2-7	0-3	0-2	2	1	4	1	3	1	0	19
Royal	2-3	0-1	0-0	0	1	4	0	0	0	2	6
Morris	0-2	0-1	0-0	0	3	0	1	1	0	1	11
Reed	6-9	3-4	2-3	5	0	17	4	0	0	2	21
Holsey	4-5	0-0	0-2	3	3	8	1	1	0	1	12
Poole	0-0	0-0	0-0	0	1	0	2	3	0	0	10
Totals	26-51	6-19	20-27	34	17	78	22	13	6	7	200
FG%	1st Half: 16-28 57.1%		2nd Half: 10-23 43.5%		Game: 51.0%						
3FG%	1st Half: 4-11 36.4%		2nd Half: 2-8 25.0%		Game: 31.6%						
FT%	1st Half: 2-2 100%		2nd Half: 18-25 72.0%		Game: 74.1%						

Score by Periods	1st	2nd	Total
Maryland	33	35	68
Georgia Tech	38	40	78

2012-13 GAME SUMMARIES

GAME 28

NC State 70, Georgia Tech 57

March 3, 2013 • McCamish Pavilion

Richard Howell scored 18 points - all in the first half - and N.C. State continued its late-season surge in the ACC by beating Georgia Tech 70-57.

With Howell contained in the second half, C.J. Leslie scored 11 of his 13 points in the final 20 minutes as N.C. State (21-8, 10-6 ACC) took its fifth win in its last six games. T.J. Warren had 14 points.

N.C. State led by 14 in the first half. Georgia Tech (15-13, 5-11) fought back to cut the deficit to one point late in the first half and again early in the second half, but the Yellow Jackets couldn't complete the comeback.

Georgia Tech had no player in double figures. Senior Mfon Udofia had nine points in his final regular-season home game. Robert Carter Jr. had eight points before fouling out with 1:12 remaining. Daniel Miller also had eight points.

Georgia Tech had no answer for Howell in the first half. The senior scored the Wolfpack's first points on a follow shot, setting the pace for his role as go-to scorer. Howell had 10 of N.C. State's first 12 points and had back-to-back baskets to start a 12-0 run for a 20-10 lead.

Leslie's driving scoop gave N.C. State its biggest lead at 28-14.

Georgia Tech answered with a 16-4 run that included 3-pointers by Brandon Reed and Chris Bolden.

NC STATE (21-8, 10-6 ACC)

Player	FG-A	3P-A	FT-A	Reb	PF	Pts	A	TO	Bk	S	MIN
Howell	7-13	0-0	4-4	6	3	18	0	1	1	3	35
Leslie	5-11	0-0	3-9	7	2	13	1	2	2	4	32
Wood	1-8	0-5	0-0	8	1	2	0	2	0	0	34
Warren	7-12	0-1	0-0	2	3	14	1	2	0	1	27
Brown	1-6	0-3	7-8	5	1	9	7	2	0	3	36
Purvis	2-4	0-1	2-3	2	3	6	1	1	0	1	25
Lewis	1-2	1-1	5-6	2	0	8	2	0	0	0	11
Totals	24-56	1-11	21-30	36	13	70	12	10	3	12	200
FG%	1st Half: 15-34 44.1%		2nd Half: 9-22 40.9%		Game: 42.9%						
3FG%	1st Half: 0-7 0.0%		2nd Half: 1-4 25.0%		Game: 9.1%						
FT%	1st Half: 6-9 66.7%		2nd Half: 15-21 71.4%		Game: 70.0%						

GEORGIA TECH (15-13, 5-11 ACC)

Player	FG-A	3P-A	FT-A	Reb	PF	Pts	A	TO	Bk	S	MIN
Georges-Hunt	2-8	0-2	2-2	6	2	6	3	0	0	0	31
Carter Jr.	3-9	0-2	2-4	4	5	8	2	3	3	0	24
Miller	4-8	0-0	0-0	6	3	8	1	3	1	2	28
Udofia	3-10	1-4	2-2	4	3	9	3	1	0	0	36
Jordan	0-1	0-1	0-0	1	1	0	0	1	0	0	4
Royal	1-3	0-0	2-2	1	1	4	0	0	0	0	9
Bolden	3-10	1-4	0-0	4	2	7	2	2	0	0	23
Morris	2-5	1-2	0-0	4	1	5	0	0	1	0	10
Reed	1-4	1-3	0-0	1	1	3	0	0	0	0	13
Holsey	3-6	0-0	0-0	4	1	6	1	2	1	0	18
Poole	0-0	0-0	1-2	0	3	1	0	3	0	0	4
Totals	22-64	4-18	9-12	42	23	57	12	15	5	3	200
FG%	1st Half: 12-29 41.4%		2nd Half: 10-35 28.6%		Game: 34.4%						
3FG%	1st Half: 3-11 27.3%		2nd Half: 1-7 14.3%		Game: 22.2%						
FT%	1st Half: 6-8 75.0%		2nd Half: 3-4 75.0%		Game: 75.0%						

Score by Periods	1st	2nd	Total
NC State	36	34	70
Georgia Tech	33	24	57

Officials: John Cahill, Doug Simmons, Brian O'Connell

Attendance: 8600

Points in the paint-ST 36,GT 26. Points off turnovers-ST 20,GT 6.

2nd chance points-ST 8,GT 19. Fast break points-ST 12,GT 0.

Bench points-ST 14,GT 26. Score tied 4 times. Lead changed-1 time.

Largest lead-ST by 14 1st-07:37, GT by 4 1st-19:17.

GAME 29

Georgia Tech 71, Miami 69

March 6, 2013 • Coral Gables, Fla.

Marcus Georges-Hunt followed his own miss with the winning tip-in as time expired, and Georgia Tech rallied past No. 6 Miami 71-69 to prevent the Hurricanes from clinching the outright Atlantic Coast Conference title.

The Hurricanes (23-6, 14-3 ACC), who squandered a 13-point lead in the second half, lost their second straight game with a shot at an outright title.

Georgia Tech (16-13, 6-11) beat a Top 25 team for the first time since March 2010. The Yellow Jackets became the first team to win at Miami last season.

Miami led 45-32 early in the second half. Julian Gamble's three-point play with 12 minutes to go made it 56-45 before the Yellow Jackets rallied, taking the lead on Chris Bolden's fast-break layup following a steal with 3:38 remaining.

After a basket by Tech's Daniel Miller's made it 69-all with 2:14 left, each team misfired. Robert Carter Jr. intercepted a pass by Durand Scott to set up the final possession with 35 seconds left.

Georges-Hunt drove into the lane and threw up a one-hander that bounced off the rim. Georges-Hunt and Carter both appeared to get a hand on the rebound, and the tip-in was credited to Georges-Hunt for only his second basket of the game.

GEORGIA TECH (16-13, 6-11 ACC)

Player	FG-A	3P-A	FT-A	Reb	PF	Pts	A	TO	Bk	S	MIN
Udofia	1-4	1-3	0-0	1	4	3	3	0	0	0	24
Georges-Hunt	2-7	0-1	0-0	6	3	4	6	1	1	1	35
Carter Jr.	5-9	2-4	0-2	3	4	12	0	1	1	1	26
Miller	8-12	0-0	1-1	5	0	17	1	1	1	1	32
Bolden	8-18	4-8	1-1	4	1	21	1	0	0	1	34
Royal	0-1	0-1	1-2	1	1	1	0	1	1	0	4
Poole Jr.	0-0	0-0	0-0	0	1	0	0	0	0	0	2
Morris	0-0	0-0	0-0	1	0	0	0	0	0	0	2
Reed	1-1	1-1	0-0	1	1	3	1	2	0	0	7
Holsey	3-4	0-0	0-0	5	3	6	1	2	0	0	18
Poole	2-2	0-0	0-0	2	1	4	1	1	0	0	16
Totals	30-58	8-18	3-6	32	19	71	14	9	4	4	200
FG%	1st Half: 14-26 53.8%		2nd Half: 16-32 50.0%		Game: 51.7%						
3FG%	1st Half: 2-8 25.0%		2nd Half: 6-10 60.0%		Game: 44.4%						
FT%	1st Half: 2-3 66.7%		2nd Half: 1-3 33.3%		Game: 50.0%						

MIAMI (23-6, 14-3 ACC)

Player	FG-A	3P-A	FT-A	Reb	PF	Pts	A	TO	Bk	S	MIN
Larkin	4-7	0-3	4-5	1	1	12	7	1	0	1	38
Scott	7-12	2-3	1-2	5	3	17	1	3	1	1	38
McKinney-Jones	3-6	2-4	1-2	2	0	9	0	0	0	1	34
Kadji	6-13	2-7	4-4	11	1	18	1	0	2	0	33
Johnson	1-4	0-0	0-1	1	2	2	0	3	0	0	15
Brown	0-2	0-1	0-0	1	1	0	1	1	0	0	9
Jekiri	0-1	0-0	0-0	0	1	0	0	0	0	1	7
Gamble	3-5	0-0	5-7	4	2	11	0	0	2	0	26
Totals	24-50	6-18	15-21	28	11	69	10	8	5	4	200
FG%	1st Half: 16-28 57.1%		2nd Half: 8-22 36.4%		Game: 48.0%						
3FG%	1st Half: 5-8 62.5%		2nd Half: 1-10 10.0%		Game: 33.3%						
FT%	1st Half: 6-9 66.7%		2nd Half: 9-12 75.0%		Game: 71.4%						

Score by Periods	1st	2nd	Total
Georgia Tech	32	39	71
Miami	43	26	69

Officials: Karl Hess, Bernard Clinton, Brian Dorsey

Attendance: 7394

Points in the paint-GT 32,UM 22. Points off turnovers-GT 16,UM 13.

2nd chance points-GT 8,UM 8. Fast break points-GT 8,UM 4.

Bench points-GT 14,UM 11. Score tied 4 times. Lead changed-5 times.

Largest lead-GT by 3 1st-15:27, UM by 13 2nd-18:50.

GAME 30

Boston College 74, Georgia Tech 72

March 9, 2013 • Chestnut Hill, Mass.

Joe Rahon scored 15 points, including five straight down the stretch, Olivier Hanlan added 14 and Boston College used a late 12-0 run to erase a double-digit deficit and close its regular season with a 74-72 win over Georgia Tech in the final regular season game for both teams.

Ryan Anderson had 13 points and Eddie Odio netted 11 for the Eagles (15-16, 7-11 ACC), who finished the season with three straight wins.

Marcus Georges-Hunt scored 16 points and Chris Bolden had 12 for the Yellow Jackets (16-14, 6-12), who were coming off their biggest win of the season, a 71-69 victory over No. 6 Miami.

Boston College trailed by as many as 10 in the second half before orchestrating a comeback on Senior Day.

After twice creeping within three points with four minutes to play, the Eagles tied the game with 2:30 remaining when Rahon converted a three-point play. The freshman added another driving layup with 1:13 left that staked Boston College to a 66-64 lead, its first since midway through the first half.

Hanlan then converted on a fast-break layup after a blocked shot by Odio and later added another basket to put the Eagles in front 71-64 with 25 seconds left.

GEORGIA TECH (16-14, 6-12 ACC)

Player	FG-A	3P-A	FT-A	Reb	PF	Pts	A	TO	Bk	S	MIN
Carter Jr.	3-6	0-1	0-0	5	2	6	1	1	1	0	23
Miller	4-7	0-0	2-2	6	1	10	3	2	0	2	33
Udofia	4-9	1-2	0-1	3	5	9	0	3	0	1	32
Georges-Hunt	6-10	2-5	2-3	3	1	16	1	1	0	1	32
Bolden	4-11	3-7	1-1	0	4	12	1	1	0	1	24
Royal	2-2	0-0	0-0	1	1	4	0	0	2	1	6
Jordan	0-1	0-1	0-0	2	0	0	1	1	0	0	11
Morris	0-2	0-1	0-0	0	0	0	0	0	0	0	7
Reed	4-6	1-2	0-0	1	0	9	2	0	0	0	17
Holsey	3-3	0-0	0-0	3	4	6	1	2	0	0	15
Totals	30-57	7-19	5-7	26	18	72	10	11	3	6	200
FG%	1st Half: 16-31 51.6%		2nd Half: 14-26 53.8%		Game: 52.6%						
3FG%	1st Half: 4-11 36.4%		2nd Half: 3-8 37.5%		Game: 36.8%						
FT%	1st Half: 0-1 0.0%		2nd Half: 5-6 83.3%		Game: 71.4%						

BOSTON COLLEGE (15-16, 7-11 ACC)

Player	FG-A	3P-A	FT-A	Reb	PF	Pts	A	TO	Bk	S	MIN
Anderson	5-11	0-0	3-6	5	2	13	1	3	0	0	29
Van Nest	4-6	1-2	0-0	2	1	9	0	1	0	0	13
Hanlan	6-9	0-0	2-4	5	1	14	2	3	0	2	37
Rahon	5-7	1-3	4-5	4	1	15	7	1	0	2	35
Heckmann	2-2	1-1	2-4	2	1	7	2	1	1	3	30
Odio	4-9	2-4	1-2	4	0	11	1	0	1	1	28
Jackson	1-4	1-3	2-4	3	1	5	0	1	0	0	20
Clifford	0-1	0-1	0-0	1	1	0	0	1	0	0	8
Totals	27-49	6-14	14-25	29	8	74	13	11	2	8	200
FG%	1st Half: 13-29 44.8%		2nd Half: 14-20 70.0%		Game: 55.1%						
3FG%	1st Half: 4-11 36.4%		2nd Half: 2-3 66.7%		Game: 42.9%						
FT%	1st Half: 2-4 50.0%		2nd Half: 12-21 57.1%		Game: 56.0%						

Score by Periods	1st	2nd	Total
Georgia Tech	36	36	72
Boston College	32	42	74

Officials: Bryan Kersey, Jerry Heater, Sean Hull

Attendance: 5247

Points in the paint-GT 34,BC 34. Points off turnovers-GT 17,BC 13.

2nd chance points-GT 11,BC 12. Fast break points-GT 3,BC 6.

Bench points-GT 19,BC 16. Score tied-5 times. Lead changed-7 times.

<

2012-13 GAME SUMMARIES

GAME 31

Boston College 84, Georgia Tech 64

Mar. 14, 2013 • Greensboro, N.C.

ACC Tournament - First Round

Olivier Hanlan set an Atlantic Coast Conference tournament record for freshmen with 41 points and Boston College beat Georgia Tech 84-64 in the first round.

The ACC's rookie of the year had the highest-scoring game in the tournament by any player regardless of class since 1970 and broke the old mark of 40 set two years ago by North Carolina's Harrison Barnes.

He was 14 of 18, made his final 12 shots and was a one-man show in bringing the eighth-seeded Eagles (16-16) back from an early 15-0 deficit.

Marcus Georges-Hunt had 21 points and 11 rebounds to lead the ninth-seeded Yellow Jackets (16-15), who have lost five of seven.

Hanlan's eight 3-pointers - one shy of a tournament record - matched the second most by any player in the history of the event.

He scored 25 points during the 37-10 run that flipped BC's 14-point deficit into a 13-point lead, 51-38 with 14:41 remaining, and put the Eagles well on their way to just their second ACC tournament victory since 2009.

It looked like Georges-Hunt - the only ACC freshman to lead his team in scoring - would be the best rookie on the court early, hitting two early 3s to help the Yellow Jackets race out to a short-lived 15-0 lead.

Then, Hanlan took over - and the Eagles dominated the rest of the way.

GEORGIA TECH (16-15)

Player	FG-A	3P-A	FT-A	Reb	PF	Pts	A	TO	Bk	S	MIN
Georges-Hunt	8-20	3-6	2-6	11	2	21	0	1	0	2	33
Carter Jr.	3-11	0-3	1-1	9	1	7	2	3	2	0	25
Miller	1-6	0-0	3-4	4	1	5	3	1	2	3	26
Udofia	4-11	2-4	0-0	4	2	10	3	0	0	0	35
Bolden	0-6	0-4	2-4	3	2	2	0	1	0	2	21
Royal	0-0	0-0	0-0	0	0	0	0	0	0	0	8
Morris	2-2	1-1	0-0	1	1	5	1	1	0	0	7
Reed	3-9	1-4	1-2	3	1	8	0	1	0	1	19
Holsey	3-9	0-0	0-0	5	1	6	0	2	0	0	21
Poole	0-1	0-1	0-0	0	1	0	0	1	0	0	5
Totals	24-75	7-23	9-17	43	12	64	9	11	4	8	200
FG%	1st Half: 13-35 37.1%		2nd Half: 11-40 27.5%		Game: 32.0%						
3FG%	1st Half: 5-12 41.7%		2nd Half: 2-11 18.2%		Game: 30.4%						
FT%	1st Half: 2-7 28.6%		2nd Half: 7-10 70.0%		Game: 52.9%						

BOSTON COLLEGE (16-16)

Player	FG-A	3P-A	FT-A	Reb	PF	Pts	A	TO	Bk	S	MIN
Anderson	5-12	0-0	1-2	5	1	11	3	1	2	0	28
Clifford	0-1	0-0	0-0	5	3	0	1	1	2	0	11
Hanlan	14-18	8-10	5-6	5	2	41	2	2	0	3	36
Rahon	5-11	3-5	2-2	4	0	15	7	3	1	1	38
Heckmann	4-9	2-5	0-0	4	3	10	2	1	0	0	24
Perpiglia	0-0	0-0	0-0	0	0	0	0	1	0	0	1
Odio	3-5	1-1	0-0	10	3	7	0	0	0	1	31
Caudill	0-0	0-0	0-0	0	0	0	0	0	0	0	1
Cain Carney	0-0	0-0	0-0	0	0	0	0	0	0	0	1
Jacobs	0-1	0-0	0-0	1	0	0	0	0	0	0	1
Van Nest	0-1	0-1	0-0	1	2	0	0	1	0	0	8
Jackson	0-3	0-2	0-0	0	2	0	2	1	1	0	18
Rubin	0-0	0-0	0-0	0	0	0	0	0	0	0	2
Totals	31-61	14-24	8-10	38	16	84	17	11	6	5	200
FG%	1st Half: 15-33 45.5%		2nd Half: 16-28 57.1%		Game: 50.8%						
3FG%	1st Half: 6-13 46.2%		2nd Half: 8-11 72.7%		Game: 58.3%						
FT%	1st Half: 2-3 66.7%		2nd Half: 6-7 85.7%		Game: 80.0%						

Score by Periods	1st	2nd	Total
Georgia Tech	33	31	64
Boston College	38	46	84

2013 ACC Tournament Game #1 - First Round

Officials: Mike Eades, Gary Maxwell, Roger Ayers

Attendance: 22,169

Points in the paint-GT 28,BC 28. Points off turnovers-GT 12,BC 23.

2nd chance points-GT 25,BC 7. Fast break points-GT 6,BC 6.

Bench points-GT 19,BC 7. Score tied-2 times. Lead changed-1 time.

Largest lead-GT by 15 1st-15:15, BC by 25 2nd-04:59.

Miscellaneous Game-by-Game

Opponent	Tip	Large Lead	Large Deficit	Ties	Lead Changes	Best Run	Opp. Run	1st GT Sub	Time	On the Floor at the End
TULANE	TLN	21	2	3	1	9-0	6-0	Bolden, Holsey	16:17	Carter, Jr., Doyle, Jordan, Peek, Reed
PRESBYTERIAN	GT	15	4	1	2	18-0	7-0	Bolden, Holsey, Jordan, Morris, Royal	15:06	Carter, Jr., Georges-Hunt, Miller, Reed, Udofia
Rice*	GT	23	4	2	2	12-0	10-0	Holsey	17:28	Bolden, Doyle, Jordan, Morris, Royal
California*	GT	5	14	3	8	9-0	8-0	Bolden, Georges-Hunt, Holsey	15:37	Bolden, Carter, Jr., Holsey, Morris, Udofia
Saint Mary's*	GT	11	6	5	4	8-0	9-0	Holsey, Jordan	17:11	Carter, Georges-Hunt, Morris, Reed, Udofia
at Illinois	GT	6	13	5	8	7-0	10-0	Bolden, Holsey	15:23	Bolden, Carter, Georges-Hunt, Reed, Royal
GEORGIA	GT	15	-	0	0	7-0	8-0	Bolden, Holsey, Morris	15:38	Georges-Hunt, Holsey, Miller, Morris, Reed
UNC WILMINGTON	GT	9	5	4	4	9-0	5-0	Holsey, Morris, Royal	15:23	Georges-Hunt, Miller, Morris, Reed, Udofia
ALABAMA STATE	GT	35	1	0	2	10-0	7-0	Holsey	16:28	Doyle, Jordan, Peek, So.Poole, Reed
THE CITADEL	GT	36	-	0	0	17-0	6-0	Holsey	17:33	Doyle, Jordan, Peek, So.Poole, St.Poole
FORDHAM	GT	26	3	1	3	17-0	6-0	Holsey	17:12	Bolden, Doyle, Peek, So.Poole, St.Poole
CHATTANOOGA	GT	18	7	5	6	8-0	7-0	Holsey	17:54	Carter, Jr., Georges-Hunt, Miller, Morris, Udofia
MIAMI	UM	23	3	4	4	10-0	7-0	Holsey	16:05	Bolden, Carter, Georges-Hunt, Miller, So.Poole,
at NC State	NCS	7	17	11	14	7-0	7-0	Holsey	16:26	Georges-Hunt, Holsey, Miller, So.Poole, Reed
VIRGINIA TECH	GT	11	7	5	5	5-0	12-0	Poole, Jr.	16:39	Bolden, Carter, Jr., Miller, Reed, Udofia
at Duke	DU	7	16	1	3	9-0	12-0	Holsey	16:32	Bolden, Carter, Jr., Georges-Hunt, Miller, Poole
at North Carolina	NC	-	19	0	0	5-0	8-0	Holsey, Poole, Jr.	16:14	Carter, Jr., Doyle, Poole, Jr., Reed, Royal
WAKE FOREST	GT	30	-	0	0	16-0	12-0	Holsey	17:14	Doyle, Peek, Poole, Poole, Jr., Royal
at Clemson	GT	10	11	0	1	6-0	14-0	Holsey	15:52	Bolden, Georges-Hunt, Miller, Reed, Udofia
VIRGINIA	GT	6	9	4	4	11-0	8-0	Holsey, Jordan	15:54	Bolden, Georges-Hunt, Miller, Reed, Udofia
FLORIDA STATE	GT	5	13	5	6	9-0	13-0	Holsey	16:35	Bolden, Carter, Jr., Georges-Hunt, Miller, Udofia
at Virginia Tech	GT	25	1	0	1	11-0	11-0	Holsey	16:45	Bolden, Carter, Jr., Georges-Hunt, Reed, Udofia
CLEMSON	GT	-	12	1	0	4-0	7-0	Holsey	17:14	Bolden, Carter, Jr., Georges-Hunt, Miller, Udofia
at Wake Forest	GT	7	5	9	7	8-0	7-0	Holsey, Poole, Reed	15:00	Bolden, Carter, Jr., Georges-Hunt, Miller, Udofia
NORTH CAROLINA	GT	5	22	3	6	8-0	12-0	Holsey, Poole, Jr., Reed	13:37	Bolden, Carter, Georges-Hunt, Holsey, Udofia
at Virginia	GT	5	30	0	1	5-0	12-0	Holsey	15:32	Jordan, Morris, Poole, Poole, Reed, Royal
MARYLAND	MD	15	5	2	1	10-0	9-0	Holsey, Poole	16:23	Georges-Hunt, Miller, Morris, Reed, Udofia
NC STATE	GT	4	14	4	1	6-0	12-0	Holsey, Bolden	16:41	Bolden, Georges-Hunt, Miller, Morris, Poole
at Miami	UM	3	13	4	5	8-0	14-0	Holsey, Poole	15:50	Bolden, Carter, Jr., Georges-Hunt, Miller, Udofia
at Boston College	GT	10	7	5	7	5-0	12-0	Holsey, Morris, Royal	16:07	Bolden, Carter, Jr., Georges-Hunt, Miller, Reed
vs. Boston College	GT	15	25	2	1	15-0	9-0	Holsey,	16:49	Carter, Jr., Morris, Reed, Royal, Poole

2012-13 SUPERLATIVES

GEORGIA TECH - GAME HIGHS

POINTS	82	WAKE FOREST (1/26/13)
FIELD GOALS MADE	32	WAKE FOREST (1/26/13)
	32	TULANE (11/9/12)
FIELD GOAL ATTEMPTS	75	vs Boston College (3/14/13)
	75	at North Carolina (1/23/13)
FIELD GOAL PERCENTAGE	.561 (32-57)	TULANE (11/9/12)
3 PT FIELD GOALS MADE	10	WAKE FOREST (1/26/13)
3 PT FG ATTEMPTS	24	VIRGINIA TECH (1/12/13)
3 PT FG PERCENTAGE	.500 (10-20)	WAKE FOREST (1/26/13)
FREE THROWS MADE	21	GEORGIA (12/4/12)
FREE THROW ATTEMPTS	32	GEORGIA (12/4/12)
FREE THROW PERCENTAGE	.842 (16-19)	vs Saint Mary's (11/25/12)
REBOUNDS	51	THE CITADEL (12/22/12)
	51	ALABAMA STATE (12/17/12)
ASSISTS	22	MARYLAND (2/27/13)
STEALS	11	FLORIDA STATE (2/5/13)
	11	THE CITADEL (12/22/12)
BLOCKED SHOTS	9	ALABAMA STATE (12/17/12)
TURNOVERS	21	at Duke (1/17/13)
FOULS	24	WAKE FOREST (1/26/13)

OPPONENT - GAME HIGHS

POINTS	84	vs Boston College (3/14/13)
FIELD GOALS MADE	32	at Virginia (2/24/13)
FIELD GOAL ATTEMPTS	70	at North Carolina (1/23/13)
FIELD GOAL PERCENTAGE	.551 (27-49)	at Boston College (3/9/13)
3 PT FIELD GOALS MADE	14	vs Boston College (3/14/13)
	14	at Illinois (11/28/12)
3 PT FG ATTEMPTS	30	vs Rice (11/22/12)
3 PT FG PERCENTAGE	.583 (14-24)	vs Boston College (3/14/13)
FREE THROWS MADE	23	at Wake Forest (2/16/13)
FREE THROW ATTEMPTS	32	WAKE FOREST (1/26/13)
FREE THROW PERCENTAGE	.920 (23-25)	at Wake Forest (2/16/13)
REBOUNDS	45	at North Carolina (1/23/13)
ASSISTS	19	NORTH CAROLINA (2/19/13)
	19	at North Carolina (1/23/13)
STEALS	14	NORTH CAROLINA (2/19/13)
BLOCKED SHOTS	10	at North Carolina (1/23/13)
TURNOVERS	21	vs Saint Mary's (11/25/12)
FOULS	23	CHATTANOOGA (1/2/13)

GEORGIA TECH - GAME LOWS

POINTS	49	MIAMI (1/5/13)
FIELD GOALS MADE	16	GEORGIA (12/4/12)
FIELD GOAL ATTEMPTS	46	VIRGINIA (2/3/13)
FIELD GOAL PERCENTAGE	.320 (24-75)	vs Boston College (3/14/13)
3 PT FIELD GOALS MADE	2	vs California (11/23/12)
3 PT FG ATTEMPTS	11	UNC WILMINGTON (12/8/12)
	11	at Wake Forest (2/16/13)
3 PT FG PERCENTAGE	.133 (2-15)	vs California (11/23/12)
FREE THROWS MADE	3	at Miami (3/6/13)
FREE THROW ATTEMPTS	6	at North Carolina (1/23/13)
	6	at Miami (3/6/13)
FREE THROW PERCENTAGE	.364 (4-11)	NORTH CAROLINA (2/19/13)
REBOUNDS	24	FLORIDA STATE (2/5/13)
ASSISTS	7	at Duke (1/17/13)
STEALS	2	at Virginia Tech (2/9/13)
BLOCKED SHOTS	0	vs California (11/23/12)
	0	at Clemson (1/29/13)
TURNOVERS	7	PRESBYTERIAN (11/14/12)
	7	at NC State (1/9/13)
FOULS	11	PRESBYTERIAN (11/14/12)

OPPONENT - GAME LOWS

POINTS	36	vs Rice (11/22/12)
FIELD GOALS MADE	11	vs Rice (11/22/12)
FIELD GOAL ATTEMPTS	40	PRESBYTERIAN (11/14/12)
	40	FLORIDA STATE (2/5/13)
FIELD GOAL PERCENTAGE	.229 (11-48)	vs Rice (11/22/12)
3 PT FIELD GOALS MADE	1	NC STATE (3/3/13)
3 PT FG ATTEMPTS	11	NC STATE (3/3/13)
3 PT FG PERCENTAGE	.091 (1-11)	NC STATE (3/3/13)
FREE THROWS MADE	3	PRESBYTERIAN (11/14/12)
FREE THROW ATTEMPTS	7	PRESBYTERIAN (11/14/12)
FREE THROW PERCENTAGE	.389 (7-18)	at Illinois (11/28/12)
REBOUNDS	23	TULANE (11/9/12)
ASSISTS	6	TULANE (11/9/12)
	6	at Wake Forest (2/16/13)
STEALS	1	at Virginia Tech (2/9/13)
BLOCKED SHOTS	1	TULANE (11/9/12)
	1	PRESBYTERIAN (11/14/12)
	1	vs Rice (11/22/12)
	1	MARYLAND (2/27/13)
TURNOVERS	4	TULANE (11/9/12)
FOULS	8	at North Carolina (1/23/13)
	8	at Virginia (2/24/13)
	8	at Boston College (3/9/13)

INDIVIDUAL SUPERLATIVES

GEORGIA TECH - INDIVIDUAL GAME HIGHS

Points	21	Georges-Hunt, Marcus vs Boston College (3/14/13)
	21	Bolden, Chris at Miami (3/6/13)
Field Goals Made	9	Carter Jr., Robert vs Wake Forest (1/26/13)
Field Goal Att.	20	Georges-Hunt, Marcus vs Boston College (3/14/13)
FG Pct (min 5 made)	.900 (9-10)	Carter Jr., Robert vs Wake Forest (1/26/13)
3-Point FG Made	4	Bolden, Chris at Miami (3/6/13)
	4	Bolden, Chris at Duke (1/17/13)
	4	Georges-Hunt, Marcus vs The Citadel (12/22/12)
	4	Udofia, Mfon vs Alabama State (12/17/12)
	4	Reed, Brandon vs Saint Mary's (11/25/12)
3-Point FG Att.	8	Bolden, Chris at Miami (3/6/13)
	8	Bolden, Chris at Duke (1/17/13)
	8	Udofia, Mfon at NC State (1/9/13)
3-Pt FG Pct (min 2 made)	1.000 (3-3)	Morris, Jason vs Fordham (12/29/12)
Free Throws Made	12	Miller, Daniel vs Maryland (2/27/13)
Free Throw Att.	12	Miller, Daniel vs Maryland (2/27/13)
FT Pct (min 3 made)	1.000 (12-12)	Miller, Daniel vs Maryland (2/27/13)
Rebounds	12	Miller, Daniel vs North Carolina (2/19/13)
	12	Carter Jr., Robert at North Carolina (1/23/13)
	12	Carter Jr., Robert vs Chattanooga (1/2/13)
Assists	7	Udofia, Mfon vs Fordham (12/29/12)
Steals	4	Bolden, Chris at Wake Forest (2/16/13)
	4	Bolden, Chris vs Wake Forest (1/26/13)
Blocked Shots	5	Miller, Daniel at Wake Forest (2/16/13)
	5	Miller, Daniel vs Alabama State (12/17/12)
	5	Miller, Daniel at Illinois (11/28/12)
Turnovers	5	Holsey, Kammeon at Clemson (1/29/13)
	5	Miller, Daniel vs California (11/23/12)

OPPONENT - INDIVIDUAL GAME HIGHS

Points	41	Hanlan, Olivier vs Boston College (3/14/13)
Field Goals Made	14	Hanlan, Olivier vs Boston College (3/14/13)
Field Goal Att.	20	Green,Erick at Virginia Tech (2/9/13)
	20	Mason Plumlee at Duke (1/17/13)
FG Pct (min 5 made)	.889 (8-9)	Mitchell, Akil at Virginia (2/24/13)
3-Point FG Made	8	Hanlan, Olivier vs Boston College (3/14/13)
3-Point FG Att.	12	RAMLJAK, Austin vs Rice (11/22/12)
3-Pt FG Pct (min 2 made)	.857 (6-7)	Seth Curry at Duke (1/17/13)
Free Throws Made	8	Paige, Marcus vs North Carolina (2/19/13)
	8	Green,Erick at Virginia Tech (2/9/13)
	8	Green,Erick vs Virginia Tech (1/12/13)
Free Throw Att.	11	Green,Erick vs Virginia Tech (1/12/13)
FT Pct (min 3 made)	1.000 (8-8)	Paige, Marcus vs North Carolina (2/19/13)
Rebounds	14	Kadji,Kenny vs Miami (1/5/13)
Assists	10	Brown, Lorenzo at NC State (1/9/13)
Steals	4	Leslie, C.J. vs NC State (3/3/13)
	4	McAdoo, James M. vs North Carolina (2/19/13)
	4	Paige, Marcus vs North Carolina (2/19/13)
	4	Harrison, Damarcus at Clemson (1/29/13)
Blocked Shots	5	Thomas,Devin vs Wake Forest (1/26/13)
	5	Hubert, Desmond at North Carolina (1/23/13)
Turnovers	7	Thomas,Devin vs Wake Forest (1/26/13)

ADMINISTRATION

DR. G.P. "BUD" PETERSON

President

Since assuming the role as Georgia Tech's 11th president more than three years ago, Dr. G. P. "Bud" Peterson has engaged the Georgia Tech and greater Atlanta community in developing and implementing a 25-year strategic plan, realigned Tech's research organization for greater effectiveness, championed efforts to strengthen the Institute's leadership in innovation, expanded strategic partnerships, and worked to maximize Tech's impact in the state, region, nation, and the world.

Peterson came to Georgia Tech from the University of Colorado at Boulder, where he served as chancellor. Prior to that, he served as provost at Rensselaer Polytechnic Institute in New York. He served on the faculty and in leadership positions at Texas A&M University for 19 years. He has worked for NASA and the National Science Foundation.

Throughout his career, Peterson has played an active role in helping to establish the national education and research agendas, serving on numerous industry, government and academic task forces and committees. A distinguished scientist, he was appointed in 2008 by U.S. President George W. Bush to serve through 2014 as a member of the National Science Board, which oversees the National Science Foundation (NSF) and advises the President and Congress on national policy related to science and engineering research and education.

In 2010 he was named by U.S. Secretary of Commerce Gary Locke as a member of the National Advisory Council on Innovation and Entrepreneurship. This group is focused on helping the U.S. develop policies that foster entrepreneurship and identify new ways to take innovations and creative ideas from the laboratory to the marketplace in order to create jobs, develop new businesses and drive economic growth.

In June 2011 he was named by President Barack Obama to the Advanced Manufacturing Partnership steering committee. The partnership is bringing together industry, universities and the federal government to identify and invest in the key emerging technologies to help U.S. manufacturers improve cost, quality and speed of production in order to remain globally competitive.

He is a fellow of both the American Society of Mechanical Engineers (ASME) and the American Institute of Aeronautics and Astronautics (AIAA), and received the AIAA Distinguished Service Award for 2011. His research has focused on phase change heat transfer and spacecraft thermal control. He is widely published, authoring or co-authoring 16 books or book chapters, 200 refereed journal articles, and more than 140 conference publications. He also holds nine patents with two others pending.

Peterson earned a bachelor's degree in mechanical engineering, a second bachelor's degree in mathematics, and a master's degree in mechanical engineering, all from Kansas State University. While an undergraduate at Kansas State, Peterson lettered three years as a tight end/wide receiver for the Wildcats football team. He earned a PhD in mechanical engineering from Texas A&M University.

President Peterson and Tech's first lady, Valerie H. Peterson, actively participate in campus and community events, meeting and working alongside alumni, faculty, staff, students, parents, and civic and government groups. They have become familiar faces within the Georgia Tech community. Students might find them listening to a Yellow Jacket Marching Band performance after a game, supporting the swimming and diving team, or joining in a cleanup day in neighborhoods surrounding the campus. In addition, they have served as ambassadors for Georgia Tech throughout the state, the region, the nation, and even on Tech's international campuses. The Petersons have been married for 38 years and have four adult children.

As the newest member of the Association of American Universities and a top ten public research university, Georgia Tech has outstanding programs in architecture, computing, engineering, liberal arts, management and the sciences. With more than 21,000 students and 130,000 living alumni who work in business, industry and government throughout the world, Tech has become internationally recognized for the quality of its educational and research programs.



MIKE BOBINSKI

Director of Athletics

Mike Bobinski, who has successfully directed athletic departments at Akron and Xavier for a combined 20 years and has worked as a collegiate athletics administrator for 30 years, embarks on his first year as director of athletics at the Georgia Institute of Technology.

Bobinski oversees an athletic department that includes 17 NCAA Division I varsity sports and is rich with athletic tradition and success.

Bobinski, whose tenure officially began April 1, 2013, served as chair of the NCAA Division I Men's Basketball Committee for the 2012-13 season. That successful role concluded with the 2013 Final Four, which coincidentally was held in Atlanta.

Bobinski came to Georgia Tech after serving 12 years as director of athletics at Cincinnati's Xavier University, where he also served as associate vice president. He was hired as the Musketeers' director of athletics in 1998 and remained in the role until 2004, when he was named associate vice president for development and oversaw all of the university's fundraising efforts, including major gifts, grant services and annual and planned giving. He returned as athletic director in 2006.

At Xavier, Bobinski headed an athletic program that strived to excel in the classroom as well as on the playing fields and courts. In 2012, Xavier ranked 11th nationally in Division I Graduation Success Rates at 97 percent. In June of 2012, the National Association of Collegiate Directors of Athletics named Bobinski the Under Armour Division I Northeast Athletic Director of the Year.

During his tenure, nine of Xavier's teams and numerous individuals competed in NCAA championship competitions. That includes men's basketball, which reached at least the NCAA Tournament Sweet 16 in four of the last six years. In the same time span, 25 Xavier teams captured Atlantic 10 Conference championships.

In men's basketball, Xavier averaged 25 wins over Bobinski's 12 years, and earned a spot in the NCAA Tournament 10 times. The Musketeers advanced to the Elite Eight in 2004 and 2008. In addition, men's basketball extended its streak to 88 straight seniors that graduated. Women's basketball made runs to the NCAA Elite Eight in 2001 and again in 2010 and in 2011 achieved its highest national ranking in program history at No. 4.

In 2009, Bobinski hired Chris Mack as men's basketball head coach. He also hired Thad Matta as head men's basketball coach in 2001 and Sean Miller as Xavier's first associate head coach. Matta is now head coach at Ohio State and Miller has since taken over as head coach at Arizona. Bobinski also hired former women's basketball coach Kevin McGuff, who spent nine years at Xavier and is now head coach at Ohio State. He also oversaw the opening of The Cintas Center and other significant facility projects, including upgrades to soccer and baseball venues and the development of a golf practice facility.

Prior to joining Xavier, Bobinski served as the University of Akron's athletic director from 1994 to 1998. From 1989 to 1994, he was the associate director of athletics at the U.S. Naval Academy. Prior to that, Bobinski served as the associate and assistant business manager at the University of Notre Dame from 1984 to 1989.

As a licensed certified public accountant, he first went into accounting with Deloitte, Haskins and Sell and Arthur Young & Company from 1979-82. He also worked for the Walt Disney Company in Orlando from 1982-84 before moving into college athletics at UND in 1984.

Bobinski was hired at Georgia Tech following a three-month, nationwide search. A seven-member committee led by Stephen P. Zelnak Jr. advised Peterson and identified candidates. Bobinski took over for Dan Radakovich, who resigned in November (2012).

A native of Yaphank on Long Island, N.Y., Bobinski received his bachelor of business administration from Notre Dame in 1979, graduating magna cum laude, while playing four years for the Fighting Irish baseball team.

Bobinski has two children, Melissa, a 2009 Xavier graduate, and Brian, a 2012 Ohio State graduate.



HEAD COACH BRIAN GREGORY



Brian Gregory, who led the University of Dayton to 97 victories over his last four seasons there and worked under Tom Izzo at Michigan State when the Spartans won the 2000 NCAA Championship, was named Georgia Tech's head basketball coach on March 28, 2011.

Gregory is the 13th head coach in Yellow Jacket history.

"Brian Gregory is not only an outstanding basketball coach, but he is a tireless worker and recruiter who cares deeply about his players," former Tech director of athletics Dan Radakovich said upon his hire. "There is no question that he will succeed as basketball coach at Georgia Tech, and he will win by doing things the right way."

Gregory coached eight seasons at Dayton where he compiled a record of 172-94 and participated in the NCAA Tournament or NIT five times. His 2003-04 and 2008-09 teams earned NCAA Tournament berths and last season the Flyers captured the NIT crown after beating North Carolina in the championship game.

The 1990 Oakland (Mich.) University graduate won 150 games faster (seven seasons) than any coach in Dayton history. Over the last four seasons combined, his teams went 13-4 against BCS-level teams.

Gregory clearly put an emphasis on academics during his tenure at Dayton. Entering the 2010-11 season, every senior who played for Gregory graduated (23-of-23). All seven seniors who played on the 2010 NIT title team graduated the following spring.

Despite a difficult initial campaign at Georgia Tech in terms of wins and losses, Gregory has gone about laying the foundation for similar success in the Yellow Jackets' program. Gregory's first season saw Tech score victories over a pair of NCAA Tournament teams in VCU and NC State, both away from home, and defeat Georgia in Athens for the program's first victory there in 35 years.

The Yellow Jackets demonstrated significant improvement in year two with a winning record (16-15), three road victories in the Atlantic Coast Conference, and two wins over teams ranked among the top 30 in the RPI - Saint Mary's and ACC Champion Miami. Tech also scored a victory over rival Georgia for the second straight year, something that hasn't been done since the early 1990s, and the win at Miami was Tech's first win on the road over a top-10 team since 2004.

He and his staff made a big splash on the recruiting trail in their first year on the job, signing four highly-regarded high school players from the Atlanta area to form a class ranked as high as 14th nationally. He has added three more highly regarded players for the 2013-14 season.

Two of Tech's 2012-13 freshmen - Chris Bolden and Marcus Georges-Hunt, made the ACC's All-Academic team while starring for the Jackets, and a third member of the class, Robert Carter, Jr., was named to the ACC All-Freshman team.

All six of the seniors in the Tech program since Gregory arrived have graduated, or are scheduled to, but the end of the summer following their senior seasons - Maurice Miller and Lance Storrs in 2011, Derek Craig and Nick Foreman in 2012, and Pierre Jordan (graduate degree) and Mfon Udofia in 2013.

Prior to becoming the head coach at Dayton, Gregory spent the second of two highly-successful stints at Michigan State, where he was an assistant coach for two years before being promoted to associate head coach under Izzo for the 2001-02 and 2002-03 seasons. During those four years, the Spartans won one NCAA championship (2000), made three Elite Eight appearances, two Final Fours and claimed two Big Ten Conference championships. MSU also saw four of its players selected in the first round of the NBA draft and the Spartans signed six McDonald's All-Americans during that four-year run.

A native of Mount Prospect, Ill., Gregory's first coaching job came during his first association with Michigan State in 1990 as a graduate assistant to head coach Jud Heathcote. He became a full-time assistant in 1992 and remained there when Izzo replaced Heathcote as head coach. Gregory left to work one season under Stan Joplin at Toledo in 1996, then returned to the Big Ten where he worked as an assistant coach under Kevin O'Neill at Northwestern for two seasons.

Gregory arrived at Dayton with 15 years of coaching experience, including 12 seasons in the Big Ten Conference.

At Dayton, Gregory developed a national reputation as a tireless recruiter,

Gregory as a Head Coach

Season	School	Overall	Conference	Postseason
2012-13	Georgia Tech	16-15	6-12/T9th	
2011-12	Georgia Tech	11-20	4-12/T11th	
2010-11	Dayton	22-14	7-9/T8th	NIT
2009-10	Dayton	25-12	8-8/T7th	NIT Champions
2008-09	Dayton	27-8	11-5/T2nd	NCAA Tournament
2007-08	Dayton	23-11	8-8/T7th	NIT
2006-07	Dayton	19-12	8-8/T7th	
2005-06	Dayton	14-17	6-10/T11th	
2004-05	Dayton	18-11	10-6/T2nd West	
2003-04	Dayton	24-9	12-4/1st West	NCAA
TOTAL		199-129	85-82	

Gregory as an Assistant Coach

- Michigan State (1992-96, 1999-2003)
- Associate head coach under Tom Izzo, 2001-03
- Assistant coach under Tom Izzo, 1999-2000
- Assistant coach under Tom Izzo, 1995
- Assistant coach under Jud Heathcote 1992-94
- 2000 NCAA champions; Two Final Fours
- Northwestern (1997-99) - Assistant coach under Kevin O'Neill
- Toledo (1996-97)

Personal

- Master of arts in athletic administration at Michigan State, 1992
- Bachelor of arts in secondary education from Oakland University, 1990
- Three-time all-conference selection
- Named Academic All-American in 1990
- Inducted into Oakland University Hall of Fame in 1997
- Attended the U.S. Naval Academy in 1985-86
- Played on the Navy team that featured David Robinson and advanced to the Elite Eight of the NCAA Tournament
- **Family:** Gregory and his wife, Yvette, have two daughters, Isabella, Elyse



What They Say About Coach Gregory

"If he can find enough players, Gregory is smart enough to make something of them. And that's basically all there is to college basketball: Talent and teaching." - **AJC columnist Mark Bradley**

"Second half, they were tougher than we were. Their big guys kicked our big guys' tails. Holsey was great. Their interior defense was great. They wanted it more. They were better today ... They got physical and we couldn't handle it." - **Maryland coach Mark Turgeon following Tech's Feb. 25 win over the Terrapins**

"They always do a great job, and Brian (Gregory) is a great coach. He really gets his guys to rebound, and they compete hard on the boards." - **Clemson coach Brad Brownell**

"They're young, struggling a little bit, but I really like Coach (Brian) Gregory and his staff. They're going to be fine. He's a great coach. I spent a lot of time over at Tech working out and watching the team this past summer. They're going to be good. It's his first year, so he's got to get everything like he wants to get it. Once he does it, it's going to be great." - **former Tech star Anthony Morrow**

"They're notorious, as are the coaches in that family, for rebounding, and their niche (is) in the area of rebounding; they're terrific on the glass, and they're physical," - **Illinois head coach John Groce**

"A key sequence was when Gregory called a timeout after Williams' layup at 14:02 cut Tech's lead to 45-40. Out of the timeout, Gregory set up an isolation play for Rice, who converted a tough shot in the lane for an important basket. (Basketball 101 note: Use of timeouts, plays for your best player after the proper use of timeouts, well-designed plays for your best player for good shots after the proper use of timeouts are all signs of good coaching)." - J.P. Giglio, Raleigh News & Observer after Tech's win at NC State on Jan. 11, 2011

"They're trying to build that culture of commitment to each other and to defense. They're not there yet, but this guy will get it done." - **ESPN analyst Doris Burke**

"His background is of championship ilk. So his team is going to play that way." - **Duke head coach Mike Krzyzewski**

"I think [Gregory has] done a wonderful job. I think you build with defense, and they are a much better defensive team than they were last year. I'm very impressed watching tape of them. They are playing within themselves, and they understand what their jobs are out there." - **Fordham coach Tom Pecora**

a sideline tactician and a coach who cares about his players - on and off the court.

In the 2010-11 season, Dayton won 22 games (22-14), won road games against Southeastern Conference (Mississippi) and Big East Conference (Seton Hall) schools, and advanced to the championship game of the Atlantic 10 Conference Tournament before losing to eventual NCAA Sweet 16 participant Richmond. The Flyers, who won more than 20 games for the fourth consecutive season, knocked off Xavier in the opening round of the A-10 Tournament.

In 2009-10, Gregory's team won 25 games (25-12) and put together an impressive March run, winning five consecutive games to capture the NIT championship. The Flyers' NIT title run included a win over Illinois State, road wins at Cincinnati and Illinois, and victories over Mississippi and North Carolina in Madison Square Garden.

Dayton began the 2009-10 season in the Puerto Rico Tip-Off Classic where the Flyers defeated then-21st-ranked Georgia Tech in the opening round, 63-59, on Nov. 19, 2009.

In 2008-09, Dayton went 27-8 - the second-most single-season victories in the history of that program - including wins over Marquette and against West Virginia in the opening round of the NCAA Tournament.

In Gregory's first season at Dayton in 2003-04, he guided the Flyers to a 24-9 record including the EA Sports Maui Invitational championship (Gregory is the only rookie coach to win the prestigious early-season tournament). That Dayton team, which began the season 9-0 under its rookie coach, finished first in the Atlantic 10's West Division.

The following season, 2004-05, Gregory guided one of the youngest teams in the country (six freshmen averaged at least 11 minutes a game) to an 18-11 record, finishing tied for second in the A-10 West. CBS Sportsline.com and collegeinsider.com chose Gregory as their Atlantic 10 Coach of the Year. In both 2008 and 2009, Gregory traveled to the Persian Gulf to support the troops in the USO's "Operation Hardwood," a USO/Armed Forces Entertainment tour.

Gregory and wife Yvette have two daughters, Isabella and Elyse.

Brian Gregory at Dayton

Unprecedented Program Success in Eight Seasons

- The Dayton Flyers earned five post-season bids over Gregory's eight seasons.
- Dayton was one of only 13 non-BCS programs that made four consecutive post-season appearances with at least one NCAA Tournament bid.
- 2003-2004 - NCAA round of 64 (Double overtime loss to DePaul)
- 2007-2008 - NIT Quarterfinals (Dayton was the highest rated team NOT given an NCAA at-large bid with a Strength of Schedule of 33 and an RPI of 32.)
- 2008-2009 - NCAA round of 32 (1st NCAA tournament victory for Dayton since 1989-90 season, defeated West Virginia 68-60.)
- 2009-2010 - NIT Champions (Championship run included wins at Cincinnati, at Illinois, and at Madison Square Garden against Mississippi and North Carolina. First NIT Championship for Dayton since 1968.)
- 2010-2011 - NIT first round
- Dayton was ranked in the Top 25 in four of his eight seasons.

2003-2004 - #23	2008-2009 - #25
2007-2008 - #14	2009-2010 - #21
- Dayton was ranked nationally for 3 consecutive years for the first time in program history.
- Dayton's last two graduating classes set the record for total victories during their careers.
 - Class of 2010 was 2nd all-time in wins at Dayton (94 wins)
 - Class of 2011 was 1st all-time in wins at Dayton (97 wins)
- Atlantic 10 Achievements
 - 2003-2004 - A10 West Division Champions, A10 Tournament Finalists
 - 2004-2005 - A10 West 2nd Place
 - 2008-2009 - A10 Regular Season 2nd Place, A10 Tournament Semi-Finalists
 - 2010-2011 - A10 Tournament Finalists
- Dayton Pre-Season Tournament Success
 - 2003 EA Sports Maui Invitational Champions (1st non-BCS program to ever win Maui Invitational)
 - 2009 Chicago Invitational Champions (Dayton defeated #15 Marquette 89-75 for the championship)
- In each of his eight seasons, Dayton was ranked in the TOP 30 nationally in attendance every year. Dayton averaged 12,259 fans per game, with numerous sell-out games.
- Individual players received more honors than at any other time in program history.
- Dayton was one of 25 schools to have a player nominated for the Wooden Award in 3 of his last 4 seasons.

• 12 All-Conference Honors	• 1 A10 Most Improved Player Award
• 2 All-Defensive Team Honorees	• 1 A10 Sixth Man of the Year Award
• 4 All-Rookie Team Honorees	• 8 1,000 Point Scorers

CHAD DOLLAR

Assistant Coach

Chad Dollar, a 14-year veteran as a Division I assistant coach who played high school basketball in the Atlanta area, joined the Georgia Tech basketball staff on April 9, 2011.

Dollar came to Tech after spending the 2010-11 season at Wichita State, which won the NIT championship, went 29-8 overall and finished second in the Missouri Valley Conference regular season under head coach Gregg Marshall. In two seasons at Tech, he has helped turning the Yellow Jackets program back into a winning one with a five-game improvement in 2012-13 and helping bring in two excellent recruiting classes.

"I'm excited about having a coach of the quality of Chad Dollar in the Georgia Tech program," said Gregory. "He is a tremendous recruiter, but also a great teacher of the game. The Dollar name in the city of Atlanta and in the surrounding areas is well known in basketball circles."

Before going to Wichita State, Dollar spent three seasons as an assistant coach under John Brady, two at Arkansas State (2008-10) and one at LSU (2007-08). Prior to LSU, Dollar coached the 2006-07 campaign at Murray State and spent four seasons (2002-06) as an assistant at Georgia Southern. He was also an associate head coach at Eastern Kentucky (2001-02) under Travis Ford and served two seasons (1999-2001) on the staff at Western Carolina.

"The chance to join Coach Gregory, one of the top coaches in the country, and to come back home is an unbelievable opportunity for me," said Dollar. "I look forward to helping the Georgia Tech program get to the place where it needs to be in the ACC and the nation."

Dollar began his coaching career at Gardner-Webb as a graduate and volunteer assistant for two years, and spent a year as a graduate assistant at Southern Mississippi. He also spent two summers as an assistant coach with Athletes in Action.

The Atlanta native had a standout prep career at Douglass High School, and was one of seven players on the team to sign with an NCAA Division I school. His brother, Cameron, is the head coach at the University of Seattle and starred as a collegiate player at UCLA. His father, Don, was a longtime high school coach in the Atlanta area, spending most of his time at Douglass High School.

He played his first three seasons at South Florida on NCAA and NIT tournament teams before transferring to Milligan for his final season. He received his bachelor's degree in sociology from Milligan in May, 1996.

Dollar and his wife Kyla have three children, Aliyah, Darian and Chloe.



JOSH POSTORINO

Assistant Coach

A 13-year veteran on the Division I level as a coach and administrator, including three years in the Atlantic Coast Conference at Clemson, Josh Postorino joined Brian Gregory's Georgia Tech basketball staff as an assistant coach on April 15, 2011.

"I've known Josh for almost his entire coaching career, and I've been impressed with the job he did at Clemson in the ACC, helping them become a perennial top 25 program," said Gregory. "He's a tireless worker in recruiting, and he has excellent teaching skills. He has a great passion for the profession and for helping young men reach their potential. He's recruited the state of Georgia and in the footprint of the ACC, and has great knowledge of what needs to be done at this level."

Postorino, 36, comes to Tech following one season as the director of basketball operations under Oliver Purnell at DePaul. He has spent eight of his 11 years in college basketball as an assistant coach, and seven years working in programs directed by Purnell.

In two seasons at Tech, he has helped turning the Yellow Jackets program back into a winning one with a five-game improvement in 2012-13 and helping bring in two excellent recruiting classes.

"I'm honored and excited to be a part of Coach Gregory's staff at Georgia Tech," said Postorino. "Georgia Tech is one of the top institutions in the country academically and athletically. This was a great opportunity to come back to the South and back to the ACC, which I'm very familiar with, and I'm excited to help bring Tech back to the top."

Postorino joined Purnell's original Clemson staff before taking an assistant coach position at Marshall in 2003. He coached at Marshall for four seasons before returning to Purnell's staff at Clemson as director of basketball operations in 2007.

After serving as Clemson's director of operations for the 2007-08 season, he was promoted to an assistant coach position in the summer of 2008. As an assistant coach over Purnell's last two seasons at Clemson, he helped the Tigers compile a 44-20 record with two NCAA Tournament appearances.

In his three seasons at Clemson, the Tigers made three NCAA Tournament appearances with three straight 20-win campaigns. Additionally, he also played a major role in the signing of a top 15 recruiting class for 2009-10. The Tigers finished two of the three seasons ranked in the top 25 and posted a 74-47 win over third-ranked Duke on Feb. 4, 2009. That victory was the program's largest margin of victory ever against a ranked opponent.

The Clearwater, Fla., native was the first player signed by Purnell at Dayton. He lettered all four seasons (1995-99), but his playing career was cut short due to medical complications. He played in 75 career games with the Flyers and graduated from Dayton with a marketing degree in 1999.

He began his career as the director of operations at Dayton in 2000 before moving into a full-time assistant coaching spot under Purnell for his final two years with the Flyers. In his three years as a full-time staff member, he helped Dayton to an overall record of 66-30 (.688) and three postseason appearances. He helped the Flyers to a 24-6 overall record in 2002-03 and No. 4 seed in the NCAA Tournament.

Postorino is a member of the Villa 7 consortium, which is an annual event that brings together directors of athletics and a selected number of assistant basketball coaches from around the country to share ideas and positively affect college basketball.

Postorino and his wife Jennifer have a 3-year-old son, Brody, and a newborn daughter, Quinn Nicole.



BILLY SCHMIDT

Assistant Coach

Billy Schmidt, who served as Brian Gregory's top assistant coach at Dayton for eight seasons, joined Gregory's staff at Georgia Tech as an assistant coach on May 5, 2011.

"I'm excited to have Billy on our staff here at Georgia Tech," said Gregory. "His wealth of experience and success in this profession has a great impact on our current players and as we move forward as a program. His passion for teaching, coaching and recruiting is driven by a work ethic that is second to none. Having Billy, who I worked with for two years and who worked for me the last eight, is a great benefit to us in the process of building a first-class program."

Schmidt, 43, who has worked with Gregory a total of 10 years, had been named associate head coach of the Dayton program just prior to the 2009-10 campaign. Earlier in the fall, Schmidt was voted the Atlantic 10's top assistant coach in a poll of league coaches. He helped the Flyers win 172 games and participated in two NCAA Tournaments and three NITs under Gregory.

Adding Schmidt to the Flyer coaching staff was Gregory's first move after being named Dayton's coach in 2003. Schmidt was involved with all aspects of the Flyer men's basketball program, assisting with scouting, recruiting and player development.

In two seasons at Tech, he has helped turning the Yellow Jackets program back into a winning one with a five-game improvement in 2012-13 and helping bring in two excellent recruiting classes.

"It's an excellent opportunity to be a part of a world-class institution that has a proud men's basketball tradition," said Schmidt. "Georgia Tech has a reputation of having the best and brightest student-athletes who compete at the highest level. I'm also excited to be in Atlanta, which is one of America's great cities, a vibrant community, and a great place to live and come to work."

Schmidt moved to Dayton after nine seasons coaching in the SEC, The Big East, and the Big Ten. Schmidt had been on Tommy Amaker's staff for three years from 2000 to 2003, beginning with Amaker at Seton Hall in 2000 before moving to Michigan with him.

Prior to Seton Hall, Schmidt was an assistant coach for three years (1997-2000) at Northwestern under former Toronto Raptors head coach Kevin O'Neill. During his first two years at Northwestern, Schmidt began his working relationship and friendship with Gregory. Schmidt also worked with O'Neill from 1994 to 1997 at the University of Tennessee. He joined the Volunteer staff as an administrative assistant in 1994 and was promoted to an assistant coach in 1996.

Rivals.com also recognized the traits that Gregory sees in Schmidt in 2008. The college-athletic-oriented website named Schmidt one of the Top 25 recruiters in the country. Schmidt was joined on the list by coaches from the ACC, the Big 12, the Big East, the Pac-10, and the SEC.

In the spring of 2009, Schmidt was named a recipient of the "Rising Star" Award, which is part of Basketball Scoop Coach Of the Year. The program honors basketball assistant coaches who are regarded as the best in the business by their peers.

The native of Stamford, Conn., began his coaching career in the high school ranks, serving as an assistant coach to Steve Smith at Oak Hill Academy in Mouth of Wilson, Virginia, for two years (1992-94). During his tenure, Oak Hill won back-to-back national championships.

Schmidt graduated with honors from Wake Forest in 1992 with a Bachelor of Science degree in secondary education. While at Wake Forest, Schmidt was a manager and coaches' aide for the Demon Deacons program for four years (1988-92). He has a Master's Degree in Sport Management from the University of Tennessee.



BRUCE EVANS

Director of Player Development

A 20-year coaching veteran in college basketball, including five as a head coach, Bruce Evans joined Brian Gregory's Georgia Tech basketball staff in August of 2012 as Director of Player Development.

Evans, 43, will be involved a number of areas for the Yellow Jackets' program, including serving as liaison to academic services and compliance, directing Tech's summer camps and coaches clinics, and overseeing the team's involvement in community outreach, charity work and the Tech Total Person Program.

"Bruce is a tremendous asset to our staff," said Gregory. "His experience as both a college head coach and assistant has made an immediate impact on our program. He is a great fit in our game plan of developing the well-rounded student-athletes we want representing Georgia Tech basketball."

Evans came to Tech following three years as an assistant coach at the University of North Florida (2009-12), where he helped lead the team during its transition to the Division I level and set the record for most wins in one season in the history of the school during 2011-2012. He was involved with on the court coaching, recruiting, video breakdown, opponent scouting and skill development, as well as team travel, team academic progress, team equipment, financial aid, ministry outreach and community outreach.

"Our family is thankful that God has guided our steps to Georgia Tech," said Evans. "I am humbled that Coach Gregory has given me this opportunity to join his staff and make contributions to the Institute, the basketball program, student-athletes, alumni and fans. Growing up in ACC country, I understand the great history and tradition of Georgia Tech, and it's an exciting time to be a Yellow Jacket."

His stint at UNF followed five years (2004-09) as head coach at Lander University in Greenwood, S.C. In 2006-07, Evans led the Bearcats to a 20-11 record and the Peach Belt Conference Tournament title and a spot in the NCAA Division II Tournament. It marked the program's first tournament championship in 12 years.

At Lander, Evans led the Bearcats to the school's first ever win over a Division I opponent, beating Charleston Southern, in his first season. Evans' debut campaign included 17 wins, marking a 10-game improvement from the previous year.

Before accepting the head coach position at Lander, Evans served as the top assistant coach at Gardner-Webb for four years (2000-04). Prior to that, he was an assistant coach at Presbyterian from 1997-2000. During his time with the Blue Hose, he tutored and recruited several All-SAC selections. Evans began his coaching career at his alma mater, Furman University (1993-1997).

A standout at Furman during his collegiate playing days, Evans earned All-Southern Conference laurels three times while being named the conference's freshman of the year during the 1988-89 season. While at Furman, he helped lead the Paladins to a regular season title and a berth in the National Invitational Tournament before graduating with a bachelor's degree in political science in 1992. He was a finalist for SoCon Player of the Year as a senior.

Following his collegiate playing days, the Simpsonville, S.C., native played one year of professional basketball in Turkey. He attended Hillcrest High in Simpsonville.

Evans and his wife, Conserverina, have two sons, Colin Burke and Warren Brice.



CHRIS JACOBS

Director of Operations

Chris Jacobs was named director of men's basketball operations in May of 2011 after serving seven years as assistant director of operations.

The native of Arlington Heights, Ill., continues to handle day-to-day operations for the men's basketball program, including team travel, equipment, apparel, scheduling, budget and compliance matters.

As assistant director of operations, Jacobs also coordinated the team's summer camps and coaching clinics, implemented and ran the Coaches Club and its related fund-raising initiatives. Before assuming that full-time position, Jacobs was a graduate assistant while working on his master's degree at Georgia State.

Prior to arriving at Georgia Tech, Jacobs spent two seasons (2000-02) as an assistant coach at Division II LeMoyne, and prior to that served one year as an administrative assistant for the men's basketball staff at Northwestern.

A 1999 graduate of Coe College in Cedar Rapids, Iowa, Jacobs earned a bachelor's degree in business administration there and played two seasons of varsity basketball. He received his master's in sports administration from Georgia State in May of 2004.

Jacobs and his wife Lisa have a daughter, Hannah.



MIKE BEWLEY

Strength and Conditioning Coach

Following a six-year term as the sports nutritionist and strength and conditioning coach for Dayton's men's and women's basketball teams, Mike Bewley joined Georgia Tech's staff as strength and conditioning coach for men's basketball in June of 2011.

Bewley's duties include the design and implementation of athletic performance programs, supervising team and individual training sessions and testing strength, power, and conditioning of athletes.

Bewley also served as the strength and conditioning coach to the Flyers men's and women's golf programs. Prior to Dayton, Bewley served as the assistant strength and conditioning coach at Georgia Southern from 2002-05. Bewley developed and implemented conditioning programs for basketball, baseball, soccer, and volleyball, and assisted with the Eagles' 11 other sporting programs.

Bewley graduated from Eastern Kentucky University in 1998 with a major in physical education. He then moved to the University of Nevada in Reno, where he was a graduate assistant strength and conditioning coach and sports nutritionist. He earned his Master's in education leadership from Nevada in 2002.

The native of Louisville, Ky., is certified as a strength and conditioning specialist and a sports performance nutritionist, as well as a USA Weightlifting Level I Olympic club coach.

Bewley and his wife Lisa, an assistant athletic trainer at Kennesaw State, reside in Atlanta.



Trent Angelucci
Video Coordinator



Whitney Burton
Academic Advisor



Dr. Angelo Galante
Team Physician



Dr. Aaron King
Team Dentist



Courtney Hehn
Academic Advisor




Erica Sheppard
Administrative Coordinator



Richard Stewart
Athletic Trainer



Dr. John Xerogeanes
Team Orthopedist



Marquis Hicks
Manager



Billy Hubly
Graduate Manager



Chris Rettowski
McCamish Pavilion
Facility Manager



Mike Stamus
Associate Director of
Communications


CHRIS BOLDEN

Guard • 6-3 • 216 • Sophomore • Tifton, Ga. • North Gwinnett HS

11

Career Notes

Aggressive scoring guard from North Gwinnett High School in Suwanee, Ga., who played immediately as a freshman and got into the starting lineup six games into the ACC schedule ... Considered one of the premier shooters in the country, coaches are impressed with the expansion of his game and his ability to positively impact the game with his defense, rebounding and playmaking skills ... Has a tremendous work ethic and has been well-taught.



Personal

Full name is Christopher James Bolden ... Born March 21, 1993 in Cordele, Ga. ... Son of James and Rachel Bolden ... Has lived in Tifton, Ashburn, Suwanee, Norcross, Snellville and Lawrenceville ... Has two younger sisters, Priscilla and Hope ... Began playing basketball at age 4 in the backyard with Dad ... Chose Tech for the coaching staff, the basketball program and the academic challenge of Tech ... Majoring in Business Administration ... Interested in coaching on the collegiate level eventually.

Career Highs

Points: 21, at Miami - 03-06-13

Rebounds: 5, Virginia - 2/3/13 ; Florida State - 2/5/13

Assists: 4, Virginia Tech - 1/12/13 ; at Virginia Tech - 2/9/13

Steals: 4, Wake Forest - 1/26/13 ; at Wake Forest - 2/16/13

Blocks: 1, 4 times

FG made: 8, at Miami - 03-06-13

FG attempts: 18, at Miami - 03-06-13

3FG made: 4, at Miami - 03-06-13 ; at Duke - 1/17/13

3FG attempts: 8, at Miami - 03-06-13 ; at Duke - 1/17/13

FT made: 5, Virginia - 2/3/13

FT attempts: 7, Virginia - 2/3/13

Minutes: 37, Virginia - 2/3/13

2012-13

Gave Tech an offensive boost once ACC play began and developed into a better all-around player ... Made the ACC's All-Academic Team ... Started 15 of the last 16 Tech games (except Senior Night on March 3) and reached double digits in six ... Made his first career start at Duke on Jan. 17 and scored 20 points (7-of-13 FG, 4-of-8 on threes)... Finished the regular season with 21 points (8-18 FG, 4-8 on 3s) at Miami and 12 points (4-11 FG, 3-7 on 3s) at Boston College... Had two of the three highest scoring games by Tech players during the season, the 21-point effort at Miami and the 20-point game at Duke ... At Miami, he made a game-tying three and a layup which gave Tech its first lead with 3:38 left... Had been off to a good start to the ACC season even before getting into the starting lineup ... Third on the team in scoring (9.5 ppg) vs. the ACC, and hit 36.5 percent of his threes, 38.5 percent overall, with 25 assists and a team-high 19 steals.

Averaged 27.5 minutes per game in ACC games after averaging 18.6 per game in non-conference play... Scored 14 points with five rebounds in a career-high 37 minutes in the first meeting against Virginia on Feb. 3 ... Scored the game-tying bucket with 3:45 to play, grabbed two big defensive rebounds after that and drained three free throws in the final minute... Also had double-digits in both games against North Carolina (10 at Chapel Hill, 12 in Atlanta, 10-of-24 FG)... Averaged 2.5 rebounds per game vs. the ACC after taking just 1.5 in the pre-conference schedule... Scored 12 points in 23 minutes in his collegiate debut against Tulane (5-10 FG, 2-6 on 3s) with three assists and no turnovers ... Was his season-high until the Duke game... Led the team in threes attempted (35-for-115).

High School

Ranked No. 22 among shooting guards in the 2012 class and No. 107 overall in the Rivals Top 150 ... All-state in class AAAAA, Georgia's highest classification, by the Atlanta Journal-Constitution ... Named Player of the Year in region 7AAAAA, and Player of the Year in Gwinnett County by the Gwinnett Daily Post and the AJC ... Named to the Gwinnett Tipoff Club All-County team and the Atlanta Tipoff Club All-Metro 3rd team ... All-time leading three-point shooter in Gwinnett County history (209 made) ... Averaged 19.9 points and 4.5 rebounds while hitting 44.9 percent of his shots his senior year, leading North Gwinnett to an 18-9 record, the region 7AAAAA title and the quarterfinals of the state AAAAA tournament ... Also played football.

Averaged 15 points and two assists a game while leading Norcross High School to the AAAAA state championship in 2011 ... Scored the team's final four points from the foul line in a 59-55 win over Milton in the class AAAAA finals ... Second-team all-state choice in AAAAA by the AJC and a third-team All-Metro choice by the Atlanta Tipoff Club ... Also attended Brookwood High School in Snellville.

Bolden Game-by-Game

2012-13	Min	FG-A	3FG-A	FT-A	O-D-T	Avg	PF	A	TO	Blk	Stl	Pts	Avg
TULANE	23	5-10	2-6	0-0	0-1-1	1.0	3	3	0	0	0	12	12.0
PRESBYTERIAN	19	2-5	0-3	0-0	0-0-0	0.5	2	0	0	0	0	4	8.0
vs Rice	15	1-4	0-1	0-0	0-3-3	1.3	2	1	3	1	1	2	6.0
vs California	29	2-8	1-6	0-0	0-3-3	1.8	3	2	1	0	0	5	5.8
vs Saint Mary's	17	2-8	0-3	0-0	0-2-2	1.8	1	0	1	0	0	4	5.4
at Illinois	21	2-5	2-5	0-0	0-2-2	1.8	1	2	3	0	1	6	5.5
GEORGIA	13	2-4	2-2	0-0	0-1-1	1.7	2	0	1	0	1	6	5.6
UNC WILMINGTON	14	2-3	1-2	0-0	0-0-0	1.5	0	1	0	0	0	5	5.5
ALABAMA STATE	22	1-4	0-3	0-0	0-2-2	1.6	0	1	2	0	1	2	5.1
THE CITADEL	20	1-6	0-3	0-0	1-1-2	1.6	1	0	1	0	0	2	4.8
FORDHAM	19	1-5	0-1	0-0	0-1-1	1.5	1	2	0	0	0	2	4.5
CHATTANOOGA	12	1-3	0-2	0-0	0-1-1	1.5	2	2	1	0	0	2	4.3
MIAMI	17	2-7	1-2	1-2	0-0-0	1.4	0	1	1	0	2	6	4.5
at NC State	23	3-9	1-3	0-0	1-2-3	1.5	2	0	1	0	1	7	4.6
VIRGINIA TECH	24	3-7	2-5	2-2	0-2-2	1.5	1	4	1	0	0	10	5.0
at Duke*	35	7-13	4-8	2-4	0-4-4	1.7	2	1	1	0	0	20	5.9
at North Carolina*	33	5-14	0-3	0-0	0-2-2	1.7	4	0	2	0	3	10	6.2
WAKE FOREST*	18	3-8	2-3	1-2	0-1-1	1.7	4	3	1	0	4	9	6.3
at Clemson*	31	3-8	2-5	0-0	0-1-1	1.6	3	1	3	0	1	8	6.4
VIRGINIA*	37	4-10	1-5	5-7	0-5-5	1.8	3	1	1	0	0	14	6.8
FLORIDA STATE*	28	2-7	0-3	2-2	1-4-5	2.0	1	3	1	0	2	6	6.8
at Virginia Tech*	28	2-6	1-3	0-0	0-3-3	2.0	1	4	1	1	0	5	6.7
CLEMSON*	33	2-8	2-4	3-4	1-2-3	2.0	0	0	2	1	0	9	6.8
at Wake Forest*	27	2-5	0-2	2-2	0-2-2	2.0	1	0	1	0	4	6	6.8
NORTH CAROLINA*	29	5-10	2-4	0-2	1-3-4	2.1	3	1	3	0	0	12	7.0
at Virginia*	32	2-3	1-2	0-0	0-0-0	2.0	0	1	2	0	0	5	6.9
MARYLAND*	19	2-7	0-3	0-2	0-2-2	2.0	1	1	3	1	0	4	6.8
NC STATE	23	3-10	1-4	0-0	1-3-4	2.1	2	2	2	0	0	7	6.8
at Miami*	34	8-18	4-8	1-1	0-4-4	2.2	1	1	0	0	1	21	7.3
at Boston College*	24	4-11	3-7	1-1	0-0-0	2.1	4	1	1	0	1	12	7.4
vs Boston College*	21	0-6	0-4	2-4	1-2-3	2.1	2	0	1	0	2	2	7.3

*game started

Career Statistics — All Games

Year	GP	GS	Min	Avg	FG	FGA	Pct	3FG	3FGA	Pct	FT	FTA	Pct	Off	Def	Tot	Avg	PF	FO	Ast	TO	Blk	Stl	Pts	Avg
2012-13	31	15	740	23.9	84	232	.362	35	115	.304	22	35	.629	7	59	66	2.1	53	0	39	41	4	25	225	7.3
TOTAL	31	15	740	23.9	84	232	.362	35	115	.304	22	35	.629	7	59	66	2.1	53	0	39	41	4	25	225	7.3

Career Statistics — ACC Games

Year	GP	GS	Min	Avg	FG	FGA	Pct	3FG	3FGA	Pct	FT	FTA	Pct	Off	Def	Tot	Avg	PF	FO	Ast	TO	Blk	Stl	Pts	Avg
2012-13	18	14	495	27.5	62	161	.385	27	74	.365	20	31	.645	5	40	45	2.5	33	0	25	27	3	19	171	9.5
TOTAL	18	14	495	27.5	62	161	.385	27	74	.365	20	31	.645	5	40	45	2.5	33	0	25	27	3	19	171	9.5

ROBERT CARTER, JR.


4

Forward • 6-8 • 247 • Sophomore • Thomasville, Ga. • Shiloh HS

Career Notes

One of the nation's top-rated prep big men out of high school who earned a spot in Tech's starting lineup from the beginning of his freshman season ... Invited to participate in training camp for USA Basketball's Under-19 team to prepare for the FIBA Americas U19 Championships in the summer of 2013 ... Participated in the USA U18 trials in the summer of 2012, but did not make the team.

Tech coaches like his versatility and complete skill set, good shooting touch from the perimeter and the skill to be able to stretch defenses ... Difficult to guard in the post and keep off of the backboards ... Plays unselfishly and passes the ball well.



Personal

Full name is Robert Lawrence Carter, Jr. ... Born April 4, 1994 in Thomasville, Ga. ... Son of Robert and Linda Carter ... Enjoys table tennis and baseball ... Dad put a basketball in his hands at age 3 ... Chose Tech because of its academic reputation, the basketball program and networking opportunities ... Majoring in Business Administration.

Career Highs

Points: 20, Wake Forest – 1/26/13

Rebounds: 12, Chattanooga – 1/2/13 ; at North Carolina – 1/23/13

Assists: 3, Miami – 1/5/13 ; Alabama State – 12/17/12 ; Virginia – 2/3/13

Steals: 3, The Citadel – 12/22/12

Blocks: 3, North Carolina – 2/19/13 ; NC State – 3/3/13

FG made: 9, Wake Forest – 1/26/13

FG attempts: 12, Virginia Tech – 1/12/13 ; Fordham – 12/29/12 ; UNC Wilmington – 12/8/12

3FG made: 2, at Miami – 03-06-13 ; Virginia Tech – 1/12/13 ; Wake Forest – 1/26/13

3FG attempts: 4, at Miami – 03-06-13 ; at Virginia – 2/24/13 ; Maryland – 2/27/13

FT made: 6, Virginia Tech – 1/12/13

FT attempts: 8, Virginia Tech – 1/12/13

Minutes: 33, Virginia Tech – 1/12/13

Carter, Jr., Game-by-Game

2012-13	Min	FG-A	3FG-A	FT-A	O-D-T	Avg	PF	A	TO	Blk	Stl	Pts	Avg
TULANE*	25	3-7	0-1	3-4	0-7-7	7.0	2	1	1	2	0	9	9.0
PRESBYTERIAN*	24	4-11	1-3	1-3	1-3-4	5.5	1	0	0	1	1	10	9.5
vs Rice*	21	3-6	0-1	1-2	2-3-5	5.3	1	1	1	0	0	7	8.7
vs California*	22	1-8	0-3	1-1	1-4-5	5.3	4	1	1	0	1	3	7.3
vs Saint Mary's*	27	4-9	1-3	2-2	5-1-6	5.4	4	0	0	1	0	11	8.0
at Illinois*	27	2-8	1-2	2-2	2-5-7	5.7	1	2	2	0	1	7	7.8
GEORGIA*	23	1-6	0-3	3-4	2-3-5	5.6	1	0	1	1	2	5	7.4
UNC WILMINGTON*	28	8-12	0-1	3-6	3-6-9	6.0	1	1	1	0	2	19	8.9
ALABAMA STATE*	23	6-9	1-1	0-2	5-6-11	6.6	1	3	3	2	0	13	9.3
THE CITADEL*	25	4-7	0-1	1-2	1-9-10	6.9	2	1	0	0	3	9	9.3
FORDHAM*	22	7-12	0-1	0-0	0-1-1	6.4	0	1	0	1	0	14	9.7
CHATTANOOGA*	30	5-8	0-0	3-4	3-9-12	6.8	1	2	3	1	0	13	10.0
MIAMI*	24	3-7	1-3	0-0	1-3-4	6.6	4	3	0	0	0	7	9.8
at NC State*	31	5-11	1-3	1-1	4-3-7	6.6	5	0	2	0	0	12	9.9
VIRGINIA TECH*	33	2-12	2-3	6-8	2-3-5	6.5	0	0	0	2	1	12	10.1
at Duke*	29	3-6	0-1	2-7	1-8-9	6.7	2	0	4	2	0	8	9.9
at North Carolina*	30	3-10	1-2	2-2	5-7-12	7.0	3	0	4	0	1	9	9.9
WAKE FOREST*	25	9-10	2-3	0-0	3-3-6	6.9	3	1	3	1	0	20	10.4
at Clemson*	23	1-4	1-3	0-2	0-3-3	6.7	2	0	0	0	1	3	10.1
VIRGINIA*	31	6-8	0-2	2-3	1-7-8	6.8	3	3	3	2	1	14	10.3
FLORIDA STATE*	32	2-9	0-0	0-0	0-3-3	6.6	3	0	2	0	2	4	10.0
at Virginia Tech*	24	2-7	1-3	2-3	3-6-9	6.7	4	0	2	1	1	7	9.8
CLEMSON*	30	5-10	0-0	0-1	3-8-11	6.9	2	1	1	1	1	10	9.8
at Wake Forest*	22	3-7	0-0	4-4	2-3-5	6.8	3	0	2	0	0	10	9.8
NORTH CAROLINA*	31	4-11	1-3	0-0	1-7-8	6.9	0	2	2	3	1	9	9.8
at Virginia*	28	4-10	1-4	0-0	0-5-5	6.8	2	0	3	1	1	9	9.8
MARYLAND*	29	7-11	1-4	4-4	1-9-10	6.9	1	2	1	2	0	19	10.1
NC STATE*	24	3-9	0-2	2-4	2-2-4	6.8	5	2	3	3	0	8	10.0
at Miami*	26	5-9	2-4	0-2	0-3-3	6.7	4	0	1	1	1	12	10.1
at Boston College*	23	3-6	0-1	0-0	1-4-5	6.6	2	1	1	1	0	6	10.0
vs Boston College*	25	3-11	0-3	1-1	4-5-9	6.7	1	2	3	2	0	7	9.9

*game started

High School

Played his senior season at Shiloh High School in Snellville, Ga., for coach Kim Rivers, and earned first-team all-state honors in class AAAAA by the Atlanta Journal-Constitution ... Averaged 19 points and 12 rebounds as the Generals went 19-3, made it out of the region 8AAAAA playoffs but lost in the second round of the state tournament to eventual champion Milton ... Earned second-team all-state honors as a junior at class AA Thomasville High School, where he averaged 20.3 points, 14 rebounds and 2.5 blocks per game for coach Ben Tillman ... Helped the Bulldogs to three straight region 1-AA titles ... Ranked No. 33 nationally (6th among power forwards) in the Rivals150 prep player rankings in the class of 2012 ... Rated 21st among the nation's seniors according to ESPN, also ranked 7th among the nation's power forwards by ESPN.

Career Statistics — All Games

Year	GP	GS	Min	Avg	FG	FGA	Pct	3FG	3FGA	Pct	FT	FTA	Pct	Off	Def	Tot	Avg	PF	FO	Ast	TO	Blk	Stl	Pts	Avg
2012-13	31	31	817	26.4	121	271	.446	18	64	.281	46	74	.622	59	149	208	6.7	68	2	30	50	31	21	306	9.9
TOTAL	31	31	817	26.4	121	271	.446	18	64	.281	46	74	.622	59	149	208	6.7	68	2	30	50	31	21	306	9.9

Career Statistics — ACC Games

Year	GP	GS	Min	Avg	FG	FGA	Pct	3FG	3FGA	Pct	FT	FTA	Pct	Off	Def	Tot	Avg	PF	FO	Ast	TO	Blk	Stl	Pts	Avg
2012-13	18	18	495	27.5	70	157	.446	14	41	.341	25	41	.610	30	87	117	6.5	48	2	15	34	20	11	179	9.9
TOTAL	18	18	495	27.5	70	157	.446	14	41	.341	25	41	.610	30	87	117	6.5	48	2	15	34	20	11	179	9.9

BROOKS DOYLE

32

Guard • 6-4 • 199 • Sophomore • Atlanta, Ga. • Marist School

Career Notes

Non-scholarship player who enrolled at Tech in the summer of 2012 and began working out with the team ... Strong shooter from the perimeter and member of Tech's "Iron Five" scout team during practices as a freshman.



2012-13

Played in seven games ... Hit his first collegiate three and scored four points against Alabama State in five minutes on the floor... Got into Tech's season-opener against Tulane and scored a point on a free throw ... Named to the ACC Academic Honor Roll.

High School

Lettered three years and served as team captain one year for coach Greg McClaire at the Marist School in Atlanta ... Also played baseball one year ... Led the War Eagles to a 20-8 record and a state ranking of No. 8 as a senior ... Advanced to the class AAAA state quarterfinals where they lost to eventual state champion Miller Grove ... Helped Marist to a 16-11 mark as a junior.

Personal

Full name is William Brooks Doyle ... Born November 30, 1993 in Atlanta ... Son of Bill and Kim Doyle ... Father played basketball at Air Force for one year ... Came to Tech for the academic reputation, the tradition of the sports program and the proximity to home ... Majoring in Business Administration.

Career Highs

Points: 4, Alabama State – 12/17/12

Rebounds: 1, Alabama State – 12/17/12 ; The Citadel – 12/22/12

FG made: 1, Alabama State – 12/17/12

FG attempts: 1, vs Rice – 11/22/12 ; Alabama State – 12/17/12 ; The Citadel – 12/22/12

3FG made: 1, Alabama State – 12/17/12

3FG attempts: 1, vs Rice – 11/22/12 ; Alabama State – 12/17/12

FT made: 1, Tulane – 11/9/12 ; Alabama State – 12/17/12

FT attempts: 2, Tulane – 11/9/12 ; Alabama State – 12/17/12

Minutes: 5, Alabama State – 12/17/12

Doyle Game-by-Game

2012-13.....Min	FG-A	3FG-A	FT-A	O-D-T	Avg	PF	A	TO	Blk	Stl	Pts	Avg
TULANE.....0+	0-0	0-0	1-2	0-0-0	0.0	0	0	0	0	0	1	1.0
vs Rice.....3	0-1	0-1	0-0	0-0-0	0.0	1	0	0	0	0	0	0.5
ALABAMA STATE.....5	1-1	1-1	1-2	0-1-1	0.3	1	0	0	0	0	4	1.7
THE CITADEL.....4	0-1	0-0	0-0	0-1-1	0.5	0	0	0	0	0	0	1.3
FORDHAM.....3	0-0	0-0	0-0	0-0-0	0.4	0	0	0	0	0	0	1.0
at North Carolina.....1	0-0	0-0	0-0	0-0-0	0.3	0	0	0	0	0	0	0.8
WAKE FOREST.....1	0-0	0-0	0-0	0-0-0	0.3	0	0	0	0	0	0	0.7

*game started

Career Statistics — All Games

Year	GP	GS	Min	Avg	FG	FGA	Pct	3FG	3FGA	Pct	FT	FTA	Pct	Off	Def	Tot	Avg	PF	FO	Ast	TO	Blk	Stl	Pts	Avg
2012-13	7	0	17	2.4	1	3	.333	1	2	.500	2	4	.500	0	2	2	0.3	2	0	0	0	0	0	5	0.7
TOTAL	7	0	17	2.4	1	3	.333	1	2	.500	2	4	.500	0	2	2	0.3	2	0	0	0	0	0	5	0.7

Career Statistics — ACC Games

Year	GP	GS	Min	Avg	FG	FGA	Pct	3FG	3FGA	Pct	FT	FTA	Pct	Off	Def	Tot	Avg	PF	FO	Ast	TO	Blk	Stl	Pts	Avg
2012-13	2	0	2	1.0	0	0	.000	0	0	.000	0	0	.000	0	0	0	0.0	0	0	0	0	0	0	0	0.0
TOTAL	2	0	2	1.0	0	0	.000	0	0	.000	0	0	.000	0	0	0	0.0	0	0	0	0	0	0	0	0.0


MARCUS GEORGES-HUNT

3

Forward • 6-5 • 219 • Sophomore • College Park, Ga. • North Clayton HS

Career Notes

Long perimeter player with the ability to create mismatches at various spots on the floor ... Coaches like his varied skill set, size, strength and athletic ability, his ability to score in a variety of ways and ability to create shots for teammates.



2012-13

Started 30 of Tech's 31 games and averaged 28.9 minutes (team-high 30.9 in ACC games), including a career-high 35 at Duke... Led Tech in scoring at 10.8 ppg, fourth-best among freshmen in the ACC (9.7 ppg in ACC games) ... He was the only freshman in the ACC to lead his team in scoring... Became the sixth Tech freshman to lead the team in scoring, and first since Javaris Crittenton and Thaddeus Young in 2006-07... Made the ACC's All-Academic Team.

Finished the season with a season-high 21 points (8-for-20 FG, also season highs) against Boston College in the ACC Tournament ... That followed a 16-point performance at Boston College (6-of-10, two 3s) in the final regular-season game... Scored just four points at Miami on March 6, but had the game-winning field goal at the buzzer on a tip-in and a career-high six assists in the game ... Scored 16 at Wake Forest on Feb. 16, contributing seven of Tech's last 11 points in the win... Reached double figures in scoring in 18 games (nine in ACC games), which is fourth-most among ACC freshmen... Struggled shooting the ball early in the ACC schedule, but hit 45-of-103 from the floor in the last nine games (43.7 pct.) ... Shot less than 33 percent over Tech's first five ACC games... Named ACC Rookie of the Week twice, first time a Tech player has won that honor since Derrick Favors in 2009-10 (four times)... Scored season-high 18 points against Georgia (5-10 FG, 3-6 on 3s, 5-8 FT) with six rebounds and two assists ... Scored 14 points on 6-of-8 FG against Tulane in his collegiate debut ... Hit 4-of-5 3s against The Citadel for 12 points ... Scored all 10 of his points in the final nine minutes against UNCW despite playing with four fouls, helping Tech on a closing 16-4 run to win the game... Has just 35 turnovers, the best rate on the team (one every 25.6 minutes) and was third on the team with 46 assists ... Committed zero turnovers in nine games... Received an invitation to compete in the trials for the USA Basketball Under-19 team during the summer of 2013.

High School

A 4-star recruit, Georges-Hunt was ranked No. 59 overall in the ESPN100, and No. 14 among small forwards ... First-team class AAAA all-state performer three straight years at North Clayton High School ... Named AAAA State Player of the year in 2012 by the Atlanta Journal-Constitution ... Region 4AAAA Player of the year in 2012 and a first-team all-region choice three straight years.

Made the Atlanta Tipoff Club's All-Metro first team in 2011 and 2012, and was named Player of the Year by the Clayton News Daily in 2011 and 2012 ... North Clayton's all-time leading scorer with 2,189 points ... Lettered four years for coach Martisse Troup ... Averaged 24.2 points, 14.3 rebounds and 5.2 assists as a senior, helping the Eagles to a 21-11 record and a berth in the state semifinals ... Averaged 26.7 points, 14 rebounds, four assists and three blocks as a junior ... Had 40 or more points four times his last two seasons, including a career high of 47 vs. Jonesboro in January of 2011 ... Also pulled 28 rebounds vs. Alcovy in the AAAA state tournament in March of 2012 ... Also ran cross country.

Personal

Full name is Marcus Anthony Georges-Hunt ... Born March 28, 1994 in Miami, Fla. ... Son of Willie Hunt and Larisa Georges ... Has three siblings, Jalal Johnson, Ahsan Asadullah and Nashida Asadullah ... Began playing organized basketball at age 9 ... Chose Tech because "they take their education very seriously, I love the coaching staff, and I think I can become a better person on the court and off the court" ... Majoring in Business Administration.

Career Highs

Points: 21, vs Boston College - 3/14/13

Rebounds: 11, vs Boston College - 3/14/13

Assists: 6, at Miami - 3/6/13

Steals: 2, 5 times

Blocks: 1, at Miami - 3/6/13 ; at Illinois - 11/28/12 ; at Virginia Tech - 2/9/13

FG made: 8, vs Boston College - 3/14/13

FG attempts: 20, vs Boston College - 3/14/13

3FG made: 4, The Citadel - 12/22/12

3FG attempts: 6, Georgia - 12/4/12 ; vs Boston College - 3/14/13

FT made: 5, Georgia - 12/4/12 ; Virginia - 2/3/13

FT attempts: 8, Georgia - 12/4/12

Minutes: 35, Duke - 1/17/13

Georges-Hunt Game-by-Game

2012-13.....	Min	FG-A	3FG-A	FT-A	O-D-T	Avg	PF	A	TO	Blk	Stl	Pts	Avg
TULANE*	24	6-8	0-2	2-2	3-4-7	7.0	2	1	0	0	1	14	14.0
PRESBYTERIAN*	29	4-11	0-4	2-3	2-2-4	5.5	1	2	1	0	1	10	12.0
vs Rice*	28	4-9	1-4	2-2	1-8-9	6.7	1	2	2	0	2	11	11.7
vs California	24	5-12	0-0	1-2	5-0-5	6.3	2	1	0	0	0	11	11.5
vs Saint Mary's*	22	3-7	2-4	3-4	0-0-0	5.0	3	1	1	0	1	11	11.4
at Illinois*	32	3-9	2-4	1-2	0-1-1	4.3	2	1	1	1	2	9	11.0
GEORGIA*	32	5-10	3-6	5-8	1-5-6	4.6	3	2	1	0	1	18	12.0
UNC WILMINGTON*	23	3-4	1-2	3-3	0-5-5	4.6	4	2	3	0	1	10	11.8
ALABAMA STATE*	24	4-12	0-4	1-2	4-1-5	4.7	1	1	1	0	0	9	11.4
THE CITADEL*	19	4-7	4-5	0-0	1-4-5	4.7	1	0	0	0	2	12	11.5
FORDHAM*	19	2-7	0-3	3-5	1-1-2	4.5	0	3	0	0	0	7	11.1
CHATTANOOGA*	30	6-11	1-4	3-5	2-4-6	4.6	2	2	0	0	1	16	11.5
MIAMI*	31	3-9	0-3	1-2	2-4-6	4.7	3	1	2	0	1	7	11.2
at NC State*	34	2-10	0-1	4-4	1-1-2	4.5	1	1	1	0	0	8	10.9
VIRGINIA TECH*	20	5-11	0-3	1-3	2-1-3	4.4	5	0	2	0	1	11	10.9
at Duke*	35	3-9	0-2	1-2	0-3-3	4.3	4	1	2	0	1	7	10.7
at North Carolina*	30	3-10	0-1	0-0	2-8-10	4.6	2	1	2	0	2	6	10.4
WAKE FOREST*	23	4-6	2-4	2-2	2-4-6	4.7	4	1	1	0	1	12	10.5
at Clemson*	34	5-9	1-2	0-0	2-5-7	4.8	0	3	0	0	0	11	10.5
VIRGINIA*	33	1-6	0-2	5-6	2-2-4	4.8	2	0	0	0	1	7	10.4
FLORIDA STATE*	31	3-9	1-3	1-5	0-3-3	4.7	2	1	3	0	1	8	10.2
at Virginia Tech*	29	5-11	1-2	2-2	1-8-9	4.9	1	0	2	1	0	13	10.4
CLEMSON*	34	4-7	0-0	3-4	4-1-5	4.9	4	1	0	0	0	11	10.4
at Wake Forest*	32	6-11	2-3	2-4	1-2-3	4.8	1	0	1	0	0	16	10.6
NORTH CAROLINA*	32	5-11	2-5	0-2	3-4-7	4.9	2	2	3	0	0	12	10.7
at Virginia*	31	5-12	2-5	0-0	1-0-1	4.8	0	3	1	0	0	12	10.7
MARYLAND*	30	2-6	2-4	2-4	1-0-1	4.6	4	3	2	0	0	8	10.6
NC STATE*	31	2-8	0-2	2-2	3-3-6	4.7	2	3	0	0	0	6	10.5
at Miami*	35	2-7	0-1	0-0	2-4-6	4.7	3	6	1	1	1	4	10.2
at Boston College*	32	6-10	2-5	2-3	1-2-3	4.7	1	1	1	0	1	16	10.4
vs Boston College*	33	8-20	3-6	2-6	7-4-11	4.9	2	0	1	0	2	21	10.8

*game started

Career Statistics — All Games

Year	GP	GS	Min	Avg	FG	FGA	Pct	3FG	3FGA	Pct	FT	FTA	Pct	Off	Def	Tot	Avg	PF	FO	Ast	TO	Blk	Stl	Pts	Avg
2012-13	31	30	896	28.9	123	289	.426	32	96	.333	56	89	.629	57	94	151	4.9	65	1	46	35	3	24	334	10.8
TOTAL	31	30	896	28.9	123	289	.426	32	96	.333	56	89	.629	57	94	151	4.9	65	1	46	35	3	24	334	10.8


Career Statistics — ACC Games

Year	GP	GS	Min	Avg	FG	FGA	Pct	3FG	3FGA	Pct	FT	FTA	Pct	Off	Def	Tot	Avg	PF	FO	Ast	TO	Blk	Stl	Pts	Avg
2012-13	18	18	557	30.9	66	162	.407	15	48	.313	28	45	.622	30	55	85	4.7	41	1	28	24	2	10	175	9.7
TOTAL	18	18	557	30.9	66	162	.407	15	48	.313	28	45	.622	30	55	85	4.7	41	1	28	24	2	10	175	9.7

Guard • 6-2 • 205 • Senior • Powder Springs, Ga. • McEachern HS/Tennessee

Career Notes

Two-year starter at Tennessee from the greater Atlanta area who decided to transfer to Georgia Tech for his final year of eligibility for family reasons ... Played in 96 games, starting 58, during the last three seasons for the Volunteers ... Has career averages of 9.7 points, 3.6 assists and 2.4 rebounds, shooting 39.7 percent from the floor and 32.7 percent from three-point range ... Wearing No. 23 at Tech, the number he wore through prep and AAU ball (wore no. 11 at Tennessee because 23 wasn't available).



start in the win over Missouri State (11/17/10) and totaled eight points, two rebounds and two assists (just one turnover) in 28 minutes.

High School

Graduated from McEachern High School in Powder Springs, Ga., where he was coached by Mike Thompson ... Rated by Rivals.com as a four-star prospect and the nation's 55th-best player in the class of 2010 ... Named Georgia's Mr. Basketball for all classifications and earned GSWA first-team All-State honors while averaging 29.8 points, 4.3 rebounds, 5.1 assists and 3.2 steals per game as a senior in 2009-10.

Was the first player in school history to score 2,000 career points ... Two-time first-team selection to the Atlanta Journal Constitution's 2010 Class AAAA All-State team and also made the Atlanta Tipoff Club's 2010 Jackie Bradford Boys' All-Metro Team ... 2010 McDonald's All-American nominee.

Personal

Full name is Robert Wilson Golden III ... Born Oct. 5, 1991, in Atlanta, Ga. ... Parents are Robert and Carolyn Golden ... Older sister, Ryan Golden, graduated from Georgia Tech in 2008 ... Studied Sports Management at Tennessee; enrolled in Science, Technology and Culture at Tech.

Tennessee Career Highs

Points: 32, at Texas A&M – 2/23/13
Rebounds: 8, at Georgetown – 11/30/12
Assists: 11, Louisiana-Monroe – 11/16/11
Steals: 3, vs. Memphis – 11/22/11; at College of Charleston – 12/14/11; Connecticut – 1/21/12
Blocks: 1 vs. three teams
FG made: 11, Chattanooga – 1/2/12
FG attempts: 20, at Texas A&M – 2/23/13
3FG made: 5, UNC Greensboro – 11/11/11
3FG attempts: 9, Mercer – 3/20/13; UNC Greensboro – 11/11/11; Chattanooga – 1/2/12; Mississippi – 3/9/12
FT made: 13, Wichita State – 12/13/12
FT attempts: 16, Wichita State – 12/13/12
Minutes: 42, vs. Memphis – 11/22/11

Golden Game-by-Game Stats

See page 45-47

2012-13 (at Tennessee)

Appeared in 31 games, with 24 starts ... Finished the season as Tennessee's team leader in assists (3.9 apg, third in the SEC) and free throws made (126) while ranking third in scoring (12.1 ppg) and minutes played (30.3 mpg) ... Led the Vols in assists 20 times and scoring nine times ... Scored in double-figures 19 times and had six games with at least 20 points ... Owned a 1.92 assist-to-turnover ratio ... Ranked third on the team with 14 "and-1" plays ... In SEC play, he averaged 12.4 points (third on the team) and a team-best 4.0 assists in 30.1 minutes per game ... Led the Vols with 20 points against Mercer in the first round of the NIT (3/20/13) ... Had 15 points on 6-of-8 shooting in UT's SEC Tournament win over Mississippi State (3/14/13) ... Scored 15 of his career-high 32 points in UT's four-overtime win at Texas A&M after regulation (2/23/13) ... Played 56 minutes in the victory and went 11-for-12 at the free-throw line ... Scored 24 points and dished eight assists with no turnovers as UT beat No. 25 Kentucky by 30 points (2/16/13) ... Became the 13th Vol ever to log 300 career assists.

2011-12 (at Tennessee)

Started 33 of Tennessee's 34 games and led the Vols in scoring (13.6 ppg), assists (4.5 apg; fourth in the SEC), free-throw percentage (.828) and minutes played (32.0 mpg) ... Owned a 1.90 assist/turnover ratio in Tennessee's wins ... Recorded at least five assists in 17 of UT's 34 games ... Made 27 consecutive free-throw attempts from Feb. 25 through March 9 (spanning four games) ... Was named the SEC's Most Improved Player by ESPN.com's Jason King ... Led the Vols with 17 points and seven assists as Tennessee toppled eighth-ranked Florida in Gainesville (2/11/12) ... Scored a team-high 20 points on 7-of-11 shooting at 20th-ranked Mississippi State (1/12/12) ... Had 12 points, seven assists and five rebounds in UT's win over No. 13 Florida (1/7/12) ... Logged his first career double-double in the win over ULM (11/16/11), posting 17 points and 11 assists.

2010-11 (at Tennessee)

True freshman served as Tennessee's backup point guard, appearing in 31 games with one start ... Averaged 3.0 points and 2.2 assists in 13.3 minutes per game ... Shot .825 (33-of-40) from the free-throw line and had a 2.16 assist/turnover ratio ... Saw action in 14 SEC games, averaging 1.7 points and 1.6 assists ... Was the first Vol off the bench 10 times ... Led the team in assists nine times and steals four times ... Made his first career

Career Statistics — All Games

Year	GP	GS	Min	Avg	FG	FGA	Pct	3FG	3FGA	Pct	FT	FTA	Pct	Off	Def	Tot	Avg	PF	FO	Ast	TO	Blk	Stl	Pts	Avg
2010-11*	31	1	411	13.3	27	92	.293	6	33	.182	33	40	.825	6	29	35	1.1	25	0	69	32	0	23	93	3.0
2011-12*	34	33	1089	32.0	141	321	.439	50	129	.388	130	157	.828	18	84	102	3.0	68	1	154	98	3	27	462	13.6
2012-13*	31	24	940	30.3	111	290	.383	28	95	.295	126	162	.778	17	72	89	2.9	66	1	121	63	0	8	376	12.1
TOTAL	96	58	2440	25.4	279	703	.397	84	257	.327	289	359	.805	41	185	226	2.4	159	2	344	193	3	58	931	9.7

Career Statistics — Conference Games

Year	GP	GS	Min	Avg	FG	FGA	Pct	3FG	3FGA	Pct	FT	FTA	Pct	Off	Def	Tot	Avg	PF	FO	Ast	TO	Blk	Stl	Pts	Avg
2010-11*	14	0	149	10.6	6	28	.214	2	14	.143	10	12	.833	3	10	13	0.9	7	0	23	12	0	9	24	1.7
2011-12*	16	15	526	32.9	60	136	.441	22	50	.440	65	72	.903	5	43	48	3.0	27	0	61	51	1	6	207	12.9
2012-13*	16	9	482	30.1	59	154	.383	16	49	.327	64	80	.800	8	34	42	2.6	39	1	64	31	0	4	198	12.4
TOTAL	36	24	1157	32.1	125	318	.393	40	113	.354	139	164	.848	16	87	103	2.9	73	1	148	94	1	19	429	11.9

*at Tennessee

Career Notes

Power forward who has a thin, but strong build ... Made a big leap in production from his freshman to sophomore years and continued that improvement into his junior year ... Has great length and athletic ability ... Quick jumper who can defend a wing player as well as his own position ... Runs the court effortlessly, has great stamina, and is aggressive on the offensive end ... Did not play in 2009-10 following surgery on a torn anterior cruciate ligament in his right knee suffered while playing basketball on Aug. 1 of that year ... Underwent successful surgery to repair the ligament 10 days later, and participated in off-season practices in the spring.

Needs 34 points to reach 700 for his career, and 22 rebounds to reach 400... Scored in double figures in 29 times for his career (15 times last year), and has one career double-double (Maryland on F25 of last year, 16 pts/10 rebounds)... Missed one game in his career (due to illness as a freshman).



21 against Delaware State (9-10 FG) in 25 minutes.

2010-11

Started 12 of Tech's 13 games from Mercer on Jan. 31 to Virginia Tech on Feb. 13, came off the bench as one of Tech's post options after that ... Up and down offensively, but reached double figures twice in a 3-game stretch (Mercer, Boston College) ... Led Tech with a career-high 18 points in his ACC debut at Boston College (8-of-10 FG, 2-of-2 FT) ... 5-pt, 5-reb performance at Wake Forest March 3 was his best since Clemson (6 pts, 3-4 FG) on Feb. 5 ... Solid performance against North Carolina (4 pts, 5 reb, 21 minutes) ... Played just 10 minutes against Maryland, but pulled a season-best 7 rebounds ... Had Tech's 2nd-best FG percentage figure (48.9 pct.), and hit 50 pct. in ACC games ... Made his first collegiate start against Mercer, and responded with career highs at the time in points (13), field goals (5-6) and free throws (3-4) ... Tied his previous career best in rebounds (5) ... Active on the offensive boards, more than half of his rebounds came on the offensive glass.

High School

All-state performer from Hancock Central High School in Sparta, where he lettered four years and served as team captain for three ... Led his team to a class A state title in 2008 and earned state tournament MVP honors ... Earned first-team all-state honors in 2009, and also was named class A state player of the year ... Earned MVP honors for the South team in the GHSA North-South All-Star game ... Averaged better than 27 points and 10 rebounds per game as a senior ... Ranked as high as No. 63 (ESPN.com) among senior prep players in 2009 ... No. 77 by Rivals, No. 78 by Scout ... No. 13 among power forwards by ESPN.com ... Averaged 18 points and 10 rebounds as a junior and was named first-team all-state in class A, as well as class A player of the year by the Atlanta Journal-Constitution.

Personal

Full name is Kammeon Holsey, goes by "Kam" ... Born September 4, 1990 in Milledgeville, Ga. ... Son of Gary and Priscilla Hill ... Has a twin brother named Garreon ... Both parents played competitive basketball in high school ... Began playing when he was 5 ... Enjoys bowling, fishing, billiards, ice hockey, skating, movies, table tennis and swimming in his spare time ... Chose Tech in part because of the academic challenge ... On track to receive his bachelor's degree in Science, Technology and Culture in the spring of 2014.

Career Highs

Points: 21, Delaware State – 11/14/11

Rebounds: 10, Maryland – 2/25/12

Assists: 4, Wake Forest – 1/26/13

Steals: 4, Albany – 11/17/10

Blocks: 2, 5 times

FG made: 9, Delaware State – 11/14/11

FG attempts: 13, at North Carolina – 1/23/13

FT made: 7, NC State – 2/9/12

FT attempts: 8, NC State – 2/9/12

Minutes: 32, Boston College – 1/8/11

Holsey Game-by-Game Stats

See page 45-47

2012-13

One of the ACC's top sixth men who gave Tech good energy off the bench with his aggressiveness in the post after starting all 31 as Tech's 4-man as a sophomore... Averaged 8.8 ppg (third on the team) in just 19.3 minutes per game, and was the third-leading rebounder at 4.7 per game ... Hit 55.8 pct. of his shots from the floor (tops on the team)... Converted 61.4 percent of his free throws, major improvement over his first two years (48.4 pct. as a freshman, 52.7 pct. as a sophomore) ... Second on the team with 83 attempts... Did not have a double-digit rebound game, but grabbed as many as eight four times (nine vs. North Carolina and Virginia Tech on the road, eight vs. Duke and Clemson)... Averaged 8.5 ppg (5th on the team currently), 4.5 rpg and shot 55.5 pct. with six double-digit efforts in ACC games... Scored 13 first-half points to help stake the Yellow Jackets to a 37-18 halftime lead at Virginia Tech and 12 in Tech's Feb. 3 win over Virginia... Scored in double digits in 12 games ... Scored a season-high 18 twice, reaching that total in just 18 minutes against Tulane (7-9 FG, 4-5 FT) and 21 minutes at North Carolina (8-13 FG)... Averaged 9.7 ppg and 5.3 rpg in the DirecTV Classic, hitting 10-of-16 FG.

2011-12

Tech's starting 4-man every game, an aggressive scorer in the post area... Led Tech in scoring eight times in the last 16 games, including 18 pts at Virginia Tech, 17 vs. NC State on February 9, 16 vs. Maryland on February 25... Averaged 12.5 ppg in his last 8 games (55.9% FG), reaching double figures in 6... Recorded 1st career double-double vs. Maryland on F25, 16 pts and a career-high 10 rebounds... Bright spot in Tech's loss to Alabama with 14 pts, and was Tech's only double-digit scorer vs. Maryland (11) and Virginia (12)... Has team's best FG pct. overall (59.5%), 51.8% in ACC games... Has become Tech's top scorer in ACC games (9.5 ppg) and has averaged 5.1 rpg... Has hit 24-of-35 FT (68.4%) over his last 7 games (7-for-8 vs. NC State, 6-for-6 vs. Virginia Tech, 6-7 vs. Maryland)... 2nd on team in scoring with an average of 9.5 ppg, 3rd-leading rebounder (4.8 pg) ... Scoring average up 6.1 ppg over last year, top improvement on the team, 5th-best in ACC... Scored in double figures in 15 games this year (17 career), including a career-high

Career Statistics — All Games

Year	GP	GS	Min	Avg	FG	FGA	Pct	3FG	3FGA	Pct	FT	FTA	Pct	Off	Def	Tot	Avg	PF	FO	Ast	TO	Blk	Stl	Pts	Avg
2010-11	30	12	432	14.4	44	90	.489	0	0	.000	15	31	.484	42	38	80	2.7	57	0	9	33	6	13	103	3.4
2011-12	31	31	754	24.3	121	205	.590	0	0	.000	48	91	.527	71	81	152	4.9	89	2	27	69	12	19	290	9.4
2012-13	31	0	597	19.3	111	199	.558	0	0	.000	51	83	.614	66	80	146	4.7	75	1	31	60	10	11	273	8.8
TOTAL	92	43	1783	19.4	276	494	.559	0	0	.000	114	205	.556	179	199	378	4.1	221	3	67	162	28	43	666	7.2

Career Statistics — ACC Games

Year	GP	GS	Min	Avg	FG	FGA	Pct	3FG	3FGA	Pct	FT	FTA	Pct	Off	Def	Tot	Avg	PF	FO	Ast	TO	Blk	Stl	Pts	Avg
2010-11	15	10	217	14.5	23	46	.500	0	0	.000	6	14	.429	23	17	40	2.7	31	0	6	14	2	0	52	3.5
2011-12	16	16	412	25.8	57	110	.518	0	0	.000	38	59	.644	38	44	82	5.1	46	1	14	31	7	14	152	9.5
2012-13	18	0	345	19.2	66	119	.555	0	0	.000	21	39	.538	34	47	81	4.5	46	1	15	40	8	7	153	8.5
TOTAL	49	26	974	19.9	146	275	.531	0	0	.000	65	112	.580	95	108	203	4.1	123	2	35	85	17	21	357	7.3

DANIEL MILLER

Center • 6-11 ½ • 275 • Senior-R • Loganville, Ga. • Loganville Christian Academy

5

Career Notes

Strong, well-built pivotman with soft hands and good footwork who made tremendous strides each year at Tech, especially on the offensive end ... Excels at anchoring the Tech team defensive scheme ... Comfortable shooting out to 10-12 feet ... Good offensive rebounder who scores a lot of his points in putbacks ... Excellent at blocking out and rarely allows his own man to get a rebound ... Red-shirted in 2009-10 ... Originally signed with Georgia, but was released and enrolled at Tech in the fall of 2009 ... Nicknamed "Big Jake."



Passed the 500-rebound plateau for his career (now has 563) against Clemson on Feb. 14 ... Surpassed 600 career points against Maryland (has 648)... Has reached third place at Tech in career blocks (206) ... Is the ACC's active career leader, and is the 26th player in ACC history with 200 for his career...Has not missed a game in his Tech career, starting 93 straight, longest streak on the team ... Only Tech player to start every game the last three years ... Leads active Tech players with 53 ACC starts.

2012-13

Tech's fourth-leading scorer (8.4 ppg) and second-leading rebounder (6.6 per game, 13th in the ACC), career highs in both categories... Named to the ACC's All-Defensive team... Got more aggressive on the offensive end during the latter half of the season, five double-digit scoring games in the last eight... Put together some of the best games of his career against ACC foes on the road, including a career-high 17 points in Tech's win at No. 6 Miami (8-of-12 FG) ... Posted his third double-double of the season with 11 points and 11 rebounds at Virginia... Scored a career-high 16 points at Clemson (8-of-12 from the floor) ... Set previous career-high for points (15) and earned the fourth double-double of his career (10 rebounds) at NC State (7-11 FG, 3 assists, 0 turnovers, 2 blocks in 34 minutes)... Scored 16 points and grabbed nine rebounds in Tech's win over Maryland, adding three assists and three blocked shots ... Went 12-for-12 from the line, the most free throws by a Tech player since 2008, and tied for the fourth most without a miss in Tech history.

Averaged 9.5 ppg (3rd on the team), team-high 7.3 rpg and shooting 54.3 pct. in ACC games, with 39 assists... Had the team's second-leading assist total (67) for the season and led the ACC in blocked shots (2.1 pg) ... Had just 47 turnovers and rarely got into foul trouble... Had five double-digit rebound games, and has nine for his career... Had 10 double-digit scoring games this season, six in ACC games ... Has 28 for his career.

2011-12

Scored in double figures in eight of last 10 games - 9.4 ppg, 42-72 FG (58.3%), 7.3 rpg, 2.5 blocks, 1.3 apg... Had a double-double (10/11) vs. NC State on F9, the 2nd of his career... 8.3 ppg, 5.6 rpg, team-high 52.2% FG in ACC games... Scored double digits in 15 games after doing so just three times as a freshman. Averaged 8.1 ppg, 4th on the team... 13th in the ACC in rebound avg. (6.7) and 2nd in blocks (2.4)... Ranked 29th nationally in blocks... Blocked as many as four shots in a game 10 times, including a season-high five at Wake Forest and six vs. Miami in the ACC Tournament ... Blocked at least one in 29 of 31 games... Matched career high in points

(14) and grabbed career-best 15 rebounds vs. Delaware State on November 14. Also had career-high six assists... Made major improvement at the FT line (76.2 pct., 32-42).

2010-11

Started every game, and played some excellent basketball in conference play despite foul trouble in early games ... Averaged 4.1 points and 4.5 rebounds and shot 48.4 pct. from the floor in ACC play, but did many other things to help Tech offensively ... Notched an ACC career-high 12 points (6-8 FG) at Virginia with 6 rebounds, and scored eight at Virginia Tech ... Career-high 10 rebounds at Siena, had nine or more three times since early December ... High in an ACC game was eight at Wake Forest on March 3 ... Two other double-figure scoring games (10 vs. Albany, 14 vs. Savannah State) ... Ranked 5th in the ACC (41st nationally) in blocked shots at 2.2 per game ... Blocked seven shots in his collegiate debut against Charleston Southern, the most by a Tech player since 2001 ... Had six against Charlotte, five against Maryland.

High School

Two-time MVP in three years in the Independent Christian Schools of Georgia-Alabama system who led Loganville Christian Academy to three ICSGA titles ... Played four years, serving as team captain for the last three, and his team won 71 of 73 games during that time ... Senior year averages - 20.8 points, 8.3 rebounds, 5.0 blocks, 3.1 assists and 2.6 steals per game ... Finished his career with 1,444 points ... Averaged 28.9 points, 12.3 rebounds and 6.9 blocks as a junior ... Rated No. 90 in the class of 2009 by ESPN.com ... Also played one year as a tight end for the LCA football team ... Honor roll student who was a member of the Beta and Key Clubs ... Merit Scholar from 2006-09.

Personal

Full name is Daniel Clayton Miller ... Born July 1, 1991 in Denver, Colo. ... Son of Preston and Julie Towns of Loganville ... Has three younger brothers and four younger sisters ... Grandfather was Forrest G. (Spec) Towns, a world-record hurdler in the 1930s who went on to coach the track teams at the University of Georgia for 34 years ... An uncle, Chad Donaldson, attended Georgia Tech ... Began playing basketball at age 7 ... Originally signed with UGA, but asked for a release from his letter-of-intent and enrolled at Tech ... On track to receive his bachelor's degree in Management in spring of 2014.

Career Highs

Points: 17, at Miami - 03-06-13
Rebounds: 15, Delaware State - 11/14/11
Assists: 6, Tulane - 11/9/12 ; Delaware State - 11/14/11
Steals: 4, Duke - 1/7/12
Blocks: 7, Charleston Southern - 11/12/10
FG made: 8, at Miami - 03-06-13 ; at Clemson - 1/29/13
FG attempts: 14, at Boston College - 2/29/12
3FG attempts: 1, Virginia Tech - 1/12/13
FT made: 12, Maryland - 2/27/13
FT attempts: 12, Maryland - 2/27/13
Minutes: 45 (2ot), Charlotte - 1/2/11 ; 36 (regulation), Duke - 1/17/13

Miller Game-by-Game Stats

See page 45-47

Career Statistics — All Games

Year	GP	GS	Min	Avg	FG	FGA	Pct	3FG	3FGA	Pct	FT	FTA	Pct	Off	Def	Tot	Avg	PF	FO	Ass	TO	Blk	Stl	Pts	Avg
2010-11	31	31	797	25.7	60	121	.496	0	0	.000	17	46	.370	48	106	154	5.0	75	0	19	39	67	31	137	4.4
2011-12	31	31	930	30.0	110	221	.498	0	0	.000	32	42	.762	58	145	203	6.5	52	1	46	51	75	29	252	8.1
2012-13	31	31	884	28.5	104	203	.512	0	1	.000	51	70	.729	73	133	206	6.6	48	0	67	47	64	27	259	8.4
TOTAL	93	93	2611	28.1	274	545	.503	0	1	.000	100	158	.633	179	384	563	6.1	175	1	132	137	206	87	648	7.0


Career Statistics — ACC Games

Year	GP	GS	Min	Avg	FG	FGA	Pct	3FG	3FGA	Pct	FT	FTA	Pct	Off	Def	Tot	Avg	PF	FO	Ass	TO	Blk	Stl	Pts	Avg
2010-11	16	16	407	25.4	30	62	.484	0	0	.000	5	17	.294	24	48	72	4.5	50	0	13	26	38	14	65	4.1
2011-12	16	16	482	30.1	60	115	.522	0	0	.000	12	15	.800	27	63	90	5.6	30	1	16	25	31	17	132	8.3
2012-13	18	18	550	30.6	70	129	.543	0	1	.000	31	39	.795	40	92	132	7.3	33	0	39	33	32	17	171	9.5
TOTAL	50	50	1439	28.8	160	306	.523	0	1	.000	48	71	.676	91	203	294	5.9	113	1	68	84	101	48	368	7.4

Guard/Forward • 6-5 ½ • 231 • Senior • Augusta, Ga. • Hotchkiss School, Lakeville, Conn.

Career Notes

Combo shooting guard and small forward with excellent athletic and leaping ability ... Perhaps Tech's most physically-gifted player ... Potentially explosive scorer when at his best, but has been inconsistent and not always healthy ... A native of Augusta, Ga., he attended The Hotchkiss School, a prestigious boarding school in rural Connecticut, for his last four years of high school ... Needs 10 points to reach 500 for his career.



High School

Rated the No. 78 player in the country by Scout.com and the No. 18 player at his position (No. 84 overall and No. 21 at his position by Rivals.com) ... Served as one of three captains as a senior at The Hotchkiss School in Lakeville, Conn., starting all 24 games ... Played for coach Fred Benjamin ... Averaged 18.1 points and 5.9 rebounds per game, second on the team in both categories, and recorded nearly two steals and two blocked shots per game ... Selected to play in the Jordan Brand Classic following his senior year ... Averaged 17 points and seven rebounds as a junior ... Also participated in track and field for seven years, middle distances and the high jump.

Personal

Full name is Jason Clifford Morris ... Born August 26, 1991 in Augusta, Ga. ... Son of Phillip and Judy Morris ... Has two older sisters, Tiffany and Jaleesa ... Jaleesa played basketball at Central Florida and Johnson C. Smith ... Enjoys playing the piano and golf ... On track to receive his bachelor's degree in Management in spring of 2014 ... Has aspirations of being a Wall Street broker or a company CEO or CFO.

Career Highs

Points: 22, Wake Forest – 3/3/12
Rebounds: 9, vs Rice – 11/22/12
Assists: 4, at Virginia Tech – 2/18/12
Steals: 4, at Wake Forest – 3/3/11
Blocks: 3, Alabama A&M – 12/19/11 ; at Tulane – 12/3/11
FG made: 8, Wake Forest – 3/3/12
FG attempts: 16, Wake Forest – 3/3/12
3FG made: 5, Wake Forest – 3/3/12
3FG attempts: 7, at Fordham – 12/29/11 ; Wake Forest – 3/3/12
FT made: 7, Northwestern – 11/29/11
FT attempts: 7, Northwestern – 11/29/11 ; Mercer – 12/31/10
Minutes: 33, Delaware State – 11/14/11 ; Duke – 1/7/12 ; at Virginia Tech – 2/18/12

Morris Game-by-Game Stats

See page 45-47

2012-13

Missed 10 games with plantar fasciitis in his left foot before returning to play the last five games ... Also missed Alabama State and The Citadel in December with the injury, which he aggravated in the ACC opener against Miami... In between, he scored nine points each against Fordham and Chattanooga, and gave Tech a boost on the perimeter in those two games by hitting 6-of-7 threes... Played 39 total minutes in five games after his return, double digits in two ... Scored five points with four rebounds against NC State... Reached double digits once, averaging 3.9 ppg while hitting 34.8 pct. from the floor ... Went 13-for-31 from three-point range... Had a 6-point, 6-rebound effort off the bench against UNCW, and a career-high nine rebounds against Rice.

2011-12

Started Tech's last six games (21 for the year), closing out the regular season with a career-high 22 pts with 3 ast vs. Wake Forest... Also set career highs for FGA (16) and 3s made and attempted (5-of-7)... Limited to 17 minutes against Clemson on February 25 after suffering a mid-foot strain on his left foot in the Virginia Tech game on F18, still taking treatment for it... Opened Maryland game with two 3s, scored nine pts in 31 minutes... Had 10 pts at Virginia Tech... Tech's 5th-leading scorer at 7.8 ppg, 7.1 ppg vs. the ACC... Scored in double digits 11 times for the season (5 in ACC games), 18 for his career... Scored 21 vs. Northwestern on N29, kicked off a 3-game stretch of double-digit efforts (16.0 ppg)... Key figure in Tech's come-from-behind win at Georgia, scoring all 15 of his points in the 2nd half, including a pair of 3s... Struggled with his long-range shooting (29.2% on 3s, 34.6% overall) most of the season after hitting 40 pct. of his 3s last year.

2010-11

Started Tech's last five games, averaging 9.6 points, 3.0 rebounds, 27 minutes ... 48.6 pct. FG, 9-for-19 on 3s ... Explosive in short spurts - scored eight points in less than a minute early in the second half against Miami on March 6, fueling a comeback in Tech's 66-57 win ... Averaged 6.4 ppg and hitting 45.9 pct. of his 3s in ACC games.

Matched his season high of 13 at Wake Forest on March 3, also had 13 against Mercer ... Got his first start against Virginia Feb. 23, and scored 10 points (3-6 FG, 2-4 on 3s) with five rebounds in a career-high 30 minutes ... Played 26 minutes against Maryland (10 points, 5-7 FG) ... Grabbed career-high eight rebounds vs. Wake Forest on Jan. 19 ... Scored 13 points in just 13 minutes against Mercer, hitting a pair of 3s and going 5-7 from the FT line ... Played 20 minutes and scored 10 points (4-8 FG) against Syracuse.

Averaged 8.7 points and hit 10-16 field goals in a 3-game stretch against Syracuse, Northwestern and Georgia.

Career Statistics — All Games

Year	GP	GS	Min	Avg	FG	FGA	Pct	3FG	3FGA	Pct	FT	FTA	Pct	Off	Def	Tot	Avg	PF	FO	Ast	TO	Blk	Stl	Pts	Avg
2010-11	31	5	567	18.3	67	162	.414	22	55	.400	31	41	.756	24	44	68	2.2	67	0	12	42	8	20	187	6.0
2011-12	31	20	764	24.6	85	246	.346	28	96	.292	43	61	.705	22	80	102	3.3	55	1	35	58	15	15	241	7.8
2012-13	18	1	217	12.1	25	70	.357	13	31	.419	4	8	.500	11	28	39	2.2	16	0	10	16	3	9	67	3.7
TOTAL	80	26	1548	19.4	177	478	.370	63	182	.346	78	110	.709	57	152	209	2.6	138	1	57	116	26	44	495	6.2

Career Statistics — ACC Games

Year	GP	GS	Min	Avg	FG	FGA	Pct	3FG	3FGA	Pct	FT	FTA	Pct	Off	Def	Tot	Avg	PF	FO	Ast	TO	Blk	Stl	Pts	Avg
2010-11	16	4	325	20.3	39	85	.459	16	35	.457	9	11	.818	13	26	39	2.4	35	0	6	26	4	13	103	6.4
2011-12	16	12	398	24.9	42	125	.336	15	51	.294	15	25	.600	12	34	46	2.9	31	0	20	34	6	6	114	7.1
2012-13	7	0	43	6.1	2	13	.154	1	6	.167	0	0	.000	1	5	6	0.9	4	0	2	2	0	3	5	0.7
TOTAL	39	16	766	19.6	83	223	.372	32	92	.348	24	36	.667	26	65	91	2.3	70	0	28	62	10	22	222	5.7

AARON PEEK

31

Forward • 6-4 • 188 • Junior • Atlanta, Ga. • Benjamin E. Mays HS

Career Notes

Non-scholarship player who joined the team out of a tryout prior to the beginning of fall practice in October ... Plays the 4-spot in Tech's "Iron Five" scout team in practice ... Wore No. 11 as a freshman, No. 31 as a sophomore.



2012-13

Played in eight games in his career, including five games in 2012-13 ... Played a season-high four minutes against Alabama State ... Did not score.

2011-12

Played in four games - Siena on November 23, Savannah State on December 10, Clemson February 21, Wake Forest March 3.

High School

Lettered for two seasons as a small forward under coach Floyd Mack ... Helped lead Benjamin E. Mays High School to a district championship in 2009-2010 ... Team was AAAA State Championship runner-ups ... Also lettered for two seasons under track and field coach Ron Davis ... Graduated in the top five percent of his class, was named a Georgia Merit Scholar, senior class president, and member of National Honor Society.

Personal

Full name is Aaron Christian Peek ... Born April 5, 1993 in Atlanta, Ga. ... Son of Eric and Sarah Peek ... His father (an architect) and his Aunt Carol both attended Georgia Tech ... His mother is an aviation engineer at Hartsfield-Jackson International Airport ... Has two younger sisters ... Chose Tech because of the medical program, academics, and minority education program ... Began playing basketball at age 6... Majoring in Public Policy.

Career Highs

Rebounds: 1, Alabama State - 12/17/12 ; Fordham - 12/29/12 ; Siena - 11/23/11

Steals: 1, Fordham - 12/29/12

Blocks: 1, Wake Forest - 1/26/13 ; Fordham - 12/29/12

FG attempts: 1, Fordham - 12/29/12 ; Siena - 11/23/11 ; at Savannah State - 12/10/11

3FG attempts: 1, Siena - 11/23/11

Minutes: 4, Alabama State - 12/17/12

Peek Game-by-Game

2011-12.....Min	FG-A	3FG-A	FT-A	O-D-T	Avg	PF	A	TO	Blk	Stl	Pts	Avg
SIENA.....1	0-1	0-1	0-0	0-1-1	1.0	0	0	0	0	0	0	0.0
at Savannah State.....1	0-1	0-0	0-0	0-0-0	0.5	0	0	0	0	0	0	0.0
CLEMSON.....1	0-0	0-0	0-0	0-0-0	0.3	0	0	0	0	0	0	0.0
WAKE FOREST.....0	0-0	0-0	0-0	0-0-0	0.3	0	0	0	0	0	0	0.0

2012-13.....Min	FG-A	3FG-A	FT-A	O-D-T	Avg	PF	A	TO	Blk	Stl	Pts	Avg
TULANE.....0+	0-0	0-0	0-0	0-0-0	0.0	0	0	0	0	0	0	0.0
ALABAMA STATE.....4	0-0	0-0	0-0	0-1-1	0.5	0	0	1	0	0	0	0.0
THE CITADEL.....3	0-0	0-0	0-0	0-0-0	0.3	0	0	0	0	0	0	0.0
FORDHAM.....3	0-1	0-0	0-0	0-1-1	0.5	1	0	0	1	1	0	0.0
WAKE FOREST.....1	0-0	0-0	0-0	0-0-0	0.4	1	0	0	1	0	0	0.0

*game started

Career Statistics — All Games

Year	GP	GS	Min	Avg	FG	FGA	Pct	3FG	3FGA	Pct	FT	FTA	Pct	Off	Def	Tot	Avg	PF	FO	Ast	TO	Blk	Stl	Pts	Avg
2011-12	4	0	3	0.8	0	2	.000	0	1	.000	0	0	.000	0	1	1	0.3	0	0	0	0	0	0	0	0.0
2012-13	5	0	11	2.2	0	1	.000	0	0	.000	0	0	.000	0	2	2	0.4	2	0	0	1	2	1	0	0.0
TOTAL	9	0	14	1.6	0	3	.000	0	1	.000	0	0	.000	0	3	3	0.3	2	0	0	1	2	1	0	0.0

Career Statistics — ACC Games

Year	GP	GS	Min	Avg	FG	FGA	Pct	3FG	3FGA	Pct	FT	FTA	Pct	Off	Def	Tot	Avg	PF	FO	Ast	TO	Blk	Stl	Pts	Avg
2011-12	2	0	1	0.5	0	0	.000	0	0	.000	0	0	.000	0	0	0	0.0	0	0	0	0	0	0	0	0.0
2012-13	1	0	1	1.0	0	0	.000	0	0	.000	0	0	.000	0	0	0	0.0	1	0	0	0	1	0	0	0.0
TOTAL	3	0	2	0.7	0	0	.000	0	0	.000	0	0	.000	0	0	0	0.0	1	0	0	0	1	0	0	0.0


SOLOMON POOLE

2

Guard • 6-0 • 190 • Sophomore • Jacksonville, Fla. • North Florida Educational Institute

Career notes

Highly-rated guard from Jacksonville, Fla., who signed a letter-of-intent with Georgia Tech in November ... Graduated early from North Florida Educational Institute and was admitted to Tech in mid-December ... Certified eligible to play by the NCAA on Dec. 14 and began to practice with the team on Dec. 15 ... Younger brother of Tech sophomore Stacey Poole, Jr., making them the first brothers to be on the same Tech team since Jon and Drew Barry in 1991-92, and just the third set of brothers on the same team in Tech history ... Coaches like his explosiveness and athletic ability, ability to create scoring opportunities for others and for himself in both the open-court and half-court situations ... Tremendous work ethic and toughness ... Wore No. 45 last year, changed to No. 2 for 2013-14.



Career Highs

Points: 4, at Miami – 03-06-13 ; The Citadel – 12/22/12

Rebounds: 3, at Duke – 1/17/13

Assists: 4, The Citadel – 12/22/12

Steals: 2, at Duke – 1/17/13

FG made: 2, at Miami – 03-06-13 ; The Citadel – 12/22/12

FG attempts: 8, at Duke – 1/17/13

3FG made: 1, 6 times

3FG attempts: 4, at Duke – 1/17/13

FT made: 2, Alabama State – 12/17/12

FT attempts: 2, 5 times

Minutes: 18, Duke – 1/17/13

Poole Game-by-Game

2012-13.....Min	FG-A	3FG-A	FT-A	O-D-T	Avg	PF	A	TO	Blk	Stl	Pts	Avg
ALABAMA STATE.....6	0-1	0-0	2-2	0-2-2	2.0	0	1	3	0	1	2	2.0
THE CITADEL.....12	2-4	0-1	0-0	0-2-2	2.0	1	4	3	0	1	4	3.0
FORDHAM.....5	1-2	0-1	0-0	0-1-1	1.7	0	0	1	0	0	2	2.7
MIAMI.....4	1-1	1-1	0-0	0-0-0	1.3	0	1	0	0	1	3	2.8
at NC State.....6	1-2	0-1	0-0	0-1-1	1.2	1	1	0	0	1	2	2.6
VIRGINIA TECH.....7	1-1	1-1	0-0	0-0-0	1.0	0	0	1	0	0	3	2.7
at Duke.....18	0-8	0-4	0-0	2-1-3	1.3	2	1	4	0	2	0	2.3
at North Carolina.....19	1-6	1-3	0-0	0-1-1	1.3	5	3	3	0	0	3	2.4
WAKE FOREST.....11	1-2	0-0	0-2	0-1-1	1.2	2	0	0	0	0	2	2.3
at Clemson.....12	0-0	0-0	0-0	0-0-0	1.1	1	2	3	0	0	0	2.1
VIRGINIA.....3	0-1	0-1	0-0	0-0-0	1.0	0	0	0	0	0	0	1.9
FLORIDA STATE.....5	1-1	1-1	0-0	0-0-0	0.9	1	0	0	0	0	3	2.0
at Virginia Tech.....17	1-3	1-3	0-0	0-1-1	0.9	4	2	2	0	0	3	2.1
CLEMSON.....9	1-3	0-1	1-2	0-1-1	0.9	0	1	3	0	0	3	2.1
at Wake Forest.....7	0-1	0-1	0-2	0-0-0	0.9	1	0	2	0	0	0	2.0
NORTH CAROLINA.....5	0-4	0-2	0-0	0-0-0	0.8	0	1	1	0	1	0	1.9
at Virginia.....9	1-3	1-2	0-0	0-0-0	0.8	1	1	0	0	0	3	1.9
MARYLAND.....10	0-0	0-0	0-0	0-0-0	0.7	1	2	3	0	0	0	1.8
NC STATE.....4	0-0	0-0	1-2	0-0-0	0.7	3	0	3	0	0	1	1.8
at Miami.....16	2-2	0-0	0-0	1-1-2	0.8	1	1	1	0	0	4	1.9
vs Boston College.....5	0-1	0-1	0-0	0-0-0	0.7	1	0	1	0	0	0	1.8

*game started

2012-13

Made his collegiate debut against Alabama State, and played in 21 games (all 18 ACC games) after becoming eligible, scoring at least two points in 13 games while totaling 21 assists ... Missed the BC game on March 9 due to a death in the family... Gave Tech 17 important minutes at Virginia Tech and 16 at Miami while Mfon Udofia sat with foul trouble in each half ... Hit a three-pointer and had two assists at Virginia Tech; went 2-for-2 from the floor with an assist at Miami... Averaged 9.5 minutes in ACC games, but struggled shooting the ball (28.9 oct. overall).

High School

Attended and graduated from North Florida Educational Institute in the fall of 2012 ... Was an all-state guard in the 2011-12 season at Terry Parker High School in Jacksonville, where he averaged 21 points a game ... Four-star prospect by Rivals and Scout, rated as high as 14th among all prep players at one point ... Rated No. 37 in his class in both rating services at the time of his enrollment at Tech ... Played on the AAU circuit for the Atlanta Celtics.

Personal

Born September 28, 1994 ... Son of Stacey and Shelley Poole ... Father, Stacey, was a standout at the University of Florida who ranks as the Gators' No. 4 all-time scorer with 1,678 points, is now a high school principal ... Younger brother of Tech sophomore Stacey, Jr. ... Majoring in Business Administration.

Career Statistics — All Games

Year	GP	GS	Min	Avg	FG	FGA	Pct	3FG	3FGA	Pct	FT	FTA	Pct	Off	Def	Tot	Avg	PF	FO	Ast	TO	Blk	Stl	Pts	Avg
2012-13	21	0	190	9.0	14	46	.304	6	24	.250	4	10	.400	3	12	15	0.7	25	1	21	34	0	7	38	1.8
TOTAL	21	0	190	9.0	14	46	.304	6	24	.250	4	10	.400	3	12	15	0.7	25	1	21	34	0	7	38	1.8

Career Statistics — ACC Games

Year	GP	GS	Min	Avg	FG	FGA	Pct	3FG	3FGA	Pct	FT	FTA	Pct	Off	Def	Tot	Avg	PF	FO	Ast	TO	Blk	Stl	Pts	Avg
2012-13	17	0	162	9.5	11	38	.289	6	21	.286	2	8	.250	3	7	10	0.6	23	1	16	26	0	5	30	1.8
TOTAL	17	0	162	9.5	11	38	.289	6	21	.286	2	8	.250	3	7	10	0.6	23	1	16	26	0	5	30	1.8


STACEY POOLE, JR.

Guard/Forward • 6-4 ½ • 199 • Junior-R • Jacksonville, Fla. • Providence HS/Kentucky

1

Career Notes

Transfer from Kentucky who enrolled at Georgia Tech for the spring semester and began practicing with the team Jan. 12, 2012 ... Did not see action for UK in 2011-12 ... Became eligible to play for Tech at the conclusion of the fall semester in 2012 and has two more years of eligibility (NCAA rules require residency at the new school for one full year before becoming eligible) ... Highly recruited prep star ranked as high as 33rd in some recruiting rankings ... Wore No. 12 last year, changed to No. 1 for 2013-14.



2012-13 (at Georgia Tech)

Became eligible to play for Tech Dec. 15 and gave Tech good energy and toughness on defense off the bench... Played in 13 ACC games, averaging 6.2 minutes ... Missed the BC game on March 9 due to a death in the family... Made his Tech debut against The Citadel with seven points and five rebounds in 21 minutes ... Followed with five points and five rebounds against Fordham in 11 minutes... Best ACC games were Jan. 12 against Virginia Tech (five points and three boards with an assist in 16 minutes) and Jan. 26 against Wake Forest (six points, 3-6 FG in 14 minutes).

2010-11 (at Kentucky)

Played in 16 games as the Wildcats went 29-9 and advanced to the NCAA Final Four in Houston ... Saw action in four SEC games, logging a season-high four minutes against Auburn and LSU ... Played a season-high eight minutes against Washington in the Maui Invitational ... Hit his only field goal of the season, a 3-point basket, against Notre Dame, helping key a 13-2 run to close the first half ... Scored five points, grabbed six rebounds and passed out three assists in eight minutes of play in the exhibition against Dillard.

High School

Averaged 16 points, eight rebounds and four assists as a senior ... Participated in Kentucky Derby Festival Basketball Classic, where he scored 10 points and grabbed five rebounds ... Scored in double figures in 19 of his final 23 games his senior season ... Averaged 17.3 points per game as a junior ... Was Kentucky's first signee of class of 2010 ... Ranked as the fourth best small forward and No. 33 overall prospect of 2010 by Rivals.com, the No. 51 overall prospect by ESPNU and 12th best small forward by Scout.com.

Personal

Full name is Stacey Poole, Jr. ... Born October 24, 1991 ... Son of Stacey and Shelley Poole ... Father, Stacey, was a standout at the University of Florida who ranks as the Gators' No. 4 all-time scorer with 1,678 points ... Chose Kentucky over South Carolina ... Majoring in Science, Technology and Culture at Tech.

Tech Career Highs

Points: 7, The Citadel – 12/22/12
Rebounds: 5, The Citadel – 12/22/12 ; Fordham – 12/29/12
Assists: 2, Miami – 1/5/13
Steals: 1, Virginia Tech – 1/12/13 ; at Clemson – 1/29/13 ; Fordham – 12/29/12
Blocks: 1, Wake Forest – 1/26/13
FG made: 3, Wake Forest – 1/26/13
FG attempts: 9, The Citadel – 12/22/12
3FG attempts: 2, Wake Forest – 1/26/13
FT made: 3, The Citadel – 12/22/12 ; Fordham – 12/29/12
FT attempts: 6, Fordham – 12/29/12
Minutes: 21, The Citadel – 12/22/12

Kentucky Career Highs

Points: 3, Notre Dame – 12/8/10
Rebounds: 2, Winthrop – 12/22/10 ; Coppin State – 12/28/10
Assists: 1, Boston University – 11/30/10
FG made: 1, Notre Dame – 12/8/10
FG attempts: 3, Indiana – 12/11/10
3FG made: 1, Notre Dame – 12/8/10
3FG attempts: 1, four times
FT made: 1, Coppin State – 12/28/10
FT attempts: 2, Coppin State – 12/28/10
Minutes: 8, Washington – 11/23/10

Poole, Jr., Game-by-Game

2012-13.....	Min	FG-A	3FG-A	FT-A	O-D-T	Avg	PF	A	TO	Blk	Stl	Pts	Avg
THE CITADEL.....	21	2-9	0-1	3-4	1-4-5	5.0	1	0	0	0	0	7	7.0
FORDHAM.....	11	1-2	0-1	3-6	1-4-5	5.0	1	1	0	0	1	5	6.0
CHATTANOOGA.....	5	0-1	0-0	0-0	0-1-1	3.7	0	0	1	0	0	0	4.0
MIAMI.....	4	0-0	0-0	0-0	0-1-1	3.0	0	2	1	0	0	0	3.0
at NC State.....	5	0-1	0-0	0-0	0-1-1	2.6	0	1	0	0	0	0	2.4
VIRGINIA TECH.....	16	2-4	0-1	1-1	0-3-3	2.7	3	1	0	0	1	5	2.8
at North Carolina.....	5	0-2	0-0	0-0	1-0-1	2.4	0	0	1	0	0	0	2.4
WAKE FOREST.....	14	3-6	0-2	0-0	0-2-2	2.4	2	1	1	1	0	6	2.9
at Clemson.....	6	0-2	0-1	0-0	1-0-1	2.2	1	1	1	0	1	0	2.6
VIRGINIA.....	2	0-1	0-0	0-0	1-0-1	2.1	1	0	0	0	0	0	2.3
FLORIDA STATE.....	4	0-1	0-0	1-2	0-1-1	2.0	0	0	0	0	0	1	2.2
CLEMSON.....	3	0-1	0-0	0-0	0-1-1	1.9	0	0	0	0	0	0	2.0
at Wake Forest.....	5	0-1	0-0	0-0	0-0-0	1.8	0	0	0	0	0	0	1.8
NORTH CAROLINA.....	8	0-3	0-1	0-0	1-1-2	1.8	0	0	0	0	0	0	1.7
at Virginia.....	7	0-1	0-0	0-0	0-0-0	1.7	1	0	1	0	0	0	1.6
at Miami.....	2	0-0	0-0	0-0	0-0-0	1.6	1	0	0	0	0	0	1.5

*game started

Career Statistics — All Games

Year	GP	GS	MP	Avg	FG	FGA	Pct	3FG	3FGA	Pct	FT	FTA	Pct	Off	Def	Tot	Avg	PF	FO	Ast	TO	Blk	Stl	Pts	Avg
2009-10*	16	0	45	2.8	1	9	.111	1	4	.250	1	2	.500	3	5	8	0.5	4	0	1	1	0	0	4	0.3
2012-13	16	0	118	7.4	8	35	.229	0	7	.000	8	13	.615	6	19	25	1.6	11	0	7	6	1	3	24	1.5
TOTAL	16	0	118	7.4	8	35	.229	0	7	.000	8	13	.615	6	19	25	1.6	11	0	7	6	1	3	24	1.5

Career Statistics — Conference Games


Year	GP	GS	MP	Avg	FG	FGA	Pct	3FG	3FGA	Pct	FT	FTA	Pct	Off	Def	Tot	Avg	PF	FO	Ast	TO	Blk	Stl	Pts	Avg
2009-10*	4	0	9	2.3	0	2	.000	0	1	.000	0	0	.000	0	1	1	0.3	2	0	0	0	0	0	0	0.0
2012-13	13	0	81	6.2	5	23	.217	0	5	.000	2	3	.667	4	10	14	1.1	9	0	6	5	1	2	12	0.9
TOTAL	13	0	81	6.2	5	23	.217	0	5	.000	2	3	.667	4	10	14	1.1	9	0	6	5	1	2	12	0.9

*at Kentucky

Forward • 6-8 • 215 • Senior • Atlanta, Ga. • Bullis [Md.] School/East Carolina

Career Notes

Transferred from East Carolina after playing in 96 games and making 52 starts in three seasons with the Pirates ... Averaged 6.0 points, 5.8 rebounds and 21.1 minutes per game ... Left-handed player who shot 46.6 percent from the floor and 31.8 percent behind the arc ... Tallied 11 double-doubles ... Finished his three years at ECU ranked fifth on the school's all-time blocked shots list (97) ... Led the Pirates in scoring twice and rebounding 27 times ... Wearing No. 13 at Tech after wearing No. 12 at ECU ... Made C-USA All-Academic team twice.



quarterfinals against UCF ... Scored 10 points versus N.C. State ... Snatched six or more rebounds in a game seven times ... Grabbed a season-high eight rebounds against Fayetteville State and versus SMU.

High School

Spent his senior season at The Bullis School in Potomac, Md. ... Averaged 10.4 points and 9.6 rebounds per game ... Shot 52 percent from the field and 38 percent from behind the arc ... Earned All-Interstate Athletic Conference (IAC) Tournament honors, helping Bullis capture the tournament championship ... Coached by Bruce Kelley ... Played his freshman and sophomore season at Northview High School in suburban Atlanta ... Split his junior season between Northview and Henderson International School in Las Vegas, where he played seven games.

Personal

Full name is Robert Alan Sampson ... Born June 23, 1992 in Sacramento, Calif. ... Son of Aleize and Ralph Sampson, Jr. ... Academic major is business ... Siblings are Rachel (24), Ralph III (22) and Anna (13) ... Father was inducted into the Naismith Memorial Basketball Hall Of Fame in 2012 ... Brother Ralph was a four-year letterman on the basketball team at the University of Minnesota ... AAU team was the Atlanta Celtics ... Enjoys swimming and bowling ... Studying Business Administration at Tech.

East Carolina Career Highs

Points: 19, at Marshall, - 2/11/12
Rebounds: 18, Appalachian State - 11/20/12
Assists: 4, North Carolina Wesleyan - 1/5/13
Steals: 3, at Central Florida - 2/18/12; North Carolina Wesleyan - 1/5/13; Houston - 1/16/13; Savannah State - 3/19/13; Rider - 3/23/13
FG made: 7, at Marshall - 2/11/12; Appalachian State - 11/20/12
FG attempts: 14, at Massachusetts - 12/22/12
3FG made: 3, at SMU - 2/1/12
3FG attempts: 6, at Georgia State - 11/26/12
FT made: 4, Gardner-Webb - 12/18/12
FT attempts: 10, Gardner-Webb - 12/18/12
Minutes: 42, Southern Mississippi, 2/16/13

Sampson Game-by-Game

see pages 45-47

2012-13 (at East Carolina)

Started all 33 games that he played ... Missed games against Memphis and Rice due to injury ... Named to the CIT all-tournament team ... Scored double figures in 16 games ... Has been the team's leading rebounder 19 times this year and grabbed double figure rebounds 12 times ... Ranked third in the league (36th nationally) in rebounding (9.2) and fifth in blocked shots (1.8) ... Posted eight double-doubles ... Posted his third career double-double with 14 points and 10 rebounds against Methodist to go along with a career-best four blocked shots ... Grabbed a career-high 18 rebounds and scored 17 points against Appalachian State, going 7-of-13 from the field (no 3-pointers) and 3-of-3 at the free throw line ... Posted his second consecutive double-double with 12 points and 16 rebounds at Georgia State, going 5-of-11 from the floor with two 3-pointers ... Posted a double-double against UCF at home with 11 points and 10 rebounds ... Grabbed 17 rebounds and scored 10 points at Marshall ... Recorded a double-double with 16 points and 13 rebounds versus Southern Miss ... Had 14 rebounds in the CIT First Round against Savannah State ... Recorded his seventh double-double of the season with 13 points and 11 rebounds against Loyola followed by eighth the following game against Evansville (11 points, 13 rebounds) ... Had 12 points and eight rebounds in the CIT championship game against Weber State.

2011-12 (at East Carolina)

Played in 29 games and made 18 starts, including the final eight ... Averaged 5.6 points and 5.2 rebounds per game ... Ranked third on the team in rebounding and field goal percentage (.449) ... Shot nearly 45 percent (.444) from behind the arc, sinking 24-of-54 attempts ... Scored a career-high 19 points at Marshall, going 7-of-8 from the field with three 3-pointers ... Also grabbed 10 rebounds in the game for his second double-double of the year ... Recorded his first career double-double with 14 points and 11 rebounds at Campbell ... Grabbed a career-best 12 rebounds at Houston ... Scored 15 points and grabbed nine rebounds during the quarterfinals of the C-USA tournament.

2010-11 (at East Carolina)

Played in all 34 games, averaging 3.3 points and 3.0 rebounds per game ... Averaged 13.3 minutes per game, playing over 20 minutes four times ... Made his lone start of the season at Marshall ... Scored double figures in two games with a career-high 12 points in the Conference USA Championship

Career Statistics — All Games

Year	GP	GS	Min	Avg	FG	FGA	Pct	3FG	3FGA	Pct	FT	FTA	Pct	Off	Def	Tot	Avg	PF	FO	Ast	TO	Blk	Stl	Pts	Avg
2010-11*	34	1	452	13.3	41	95	.432	17	53	.321	12	19	.632	33	69	102	3.0	64	1	22	27	21	10	111	3.3
2011-12*	29	18	585	20.1	61	136	.449	24	54	.444	17	29	.586	46	105	151	5.2	66	3	17	36	16	26	163	5.6
2012-13*	33	33	986	29.9	119	243	.490	15	69	.217	48	87	.552	92	211	303	9.2	92	2	29	47	60	34	301	9.1
TOTAL	96	52	2023	21.1	221	474	.466	56	176	.318	77	135	.570	171	285	556	5.8	222	6	66	110	97	70	575	6.0

Career Statistics — Conference Games

Year	GP	GS	Min	Avg	FG	FGA	Pct	3FG	3FGA	Pct	FT	FTA	Pct	Off	Def	Tot	Avg	PF	FO	Ast	TO	Blk	Stl	Pts	Avg
2010-11*	16	1	208	13.0	17	40	.425	7	27	.259	4	5	.800	15	35	50	3.1	31	0	7	14	7	3	45	2.8
2011-12*	16	8	348	21.8	36	79	.456	15	33	.455	10	19	.526	21	59	80	5.0	37	1	7	21	11	12	97	6.1
2012-13*	14	14	428	30.6	45	105	.429	6	29	.207	18	33	.545	40	87	127	9.1	38	0	10	22	28	13	114	8.1
TOTAL	46	23	1014	22.0	98	224	.438	28	89	.315	32	57	.561	76	181	257	5.6	106	1	24	57	46	28	256	5.6

*at East Carolina

GEORGIA TECH FRESHMEN & WALK-ONS

COLIN GURRY

41

Guard • 6-1 • 183 • Sophomore • Canton, Conn. • Canton HS

Career Notes

Joined the Tech program as a non-scholarship player in the fall of 2012, working with the Yellow Jackets' "Iron Five" scout team throughout the season ... Named to the ACC Academic Honor Roll in 2013.

High School

Lettered four years in basketball for coach Eric Deegan at Canton High School ... Played wing positions and power forward on his team ... Named team MVP and served as team captain as a senior ... Named to the Hartford Courant Feb 15 ... Also lettered four years in baseball as a first baseman and outfielder, helped lead his team to the 2010 conference tournament title.

Personal

Full name is Colin Alexander Gurry ... Born April 16, 1994 in Hartford, Conn. ... Son of Mark and Stephanie Gurry ... Has one younger brother, Kevin ... Grandfather, Gary Barry, played baseball at Iowa ... Enjoys playing golf in his spare time ... Was also accepted to the U.S. Merchant Marine Academy but enrolled at Tech instead ... Majoring in Aerospace Engineering and is enrolled in the Air Force ROTC program ... Has a goal of joining the U.S. Air Force and becoming a pilot.




COREY HEYWARD

30

Guard • 6-1 • 221 • Freshman-R • Duluth, Ga. • Peachtree Ridge HS/Hargrave Military Academy

Career Notes

A 2011 all-state guard from Peachtree Ridge High School who signed with Morehead (Ky.) State out of high school, but elected to spend the 2011-12 academic year at Hargrave Military Academy in Chatham, Va. ... Coaches like his character, toughness and competitiveness ... Sat out the 2012-13 season after tearing the anterior cruciate ligament in his left knee in late June, 2012, had surgery in July ... Re-injured the knee last fall and underwent a second surgery on Dec. 13, 2013 ... Cleared to resume full basketball activity when pre-season practice began Sept. 27 ... Named to the ACC Academic Honor Roll in 2013.



High School

First-team all-state in class AAAAA by the Atlanta Journal-Constitution in 2011, and also was named Region 7 Player of the Year, following a 2010-11 season in which he averaged 16.6 points, 5.2 assists, and 3.5 rebounds per game for Peachtree Ridge High School ... The Lions finished the season as regional runners-up with a season record of 21-9 ... At Hargrave, he averaged 11 points, six rebounds and six assists, helping the Tigers to a 38-1 record and the championship game of the national prep school championship ... Member of the National Honor Society, which he says is his most memorable non-athletic achievement.

Personal

Full name is Corey William Heyward ... Born August 29, 1993 in Pittsburgh,

Pa. ... Son of Craig and Charlotte Heyward ... Father was the former NFL and University of Pittsburgh running back known as "Ironhead" who passed away in 2006 ... Has a brother, Cameron, who starred in football at Ohio State and now plays for the Pittsburgh Steelers ... Two younger siblings, Meagan and Connor ... Says he took basketball as his main sport around age 11 watching his older brother play organized basketball ... Majoring in Business Administration.

TRAVIS JORGENSEN

10


Guard • 6-0 • 177 • Freshman • Columbia, Mo. • Rock Bridge HS/New Hampton [N.H.] School

Career Notes

Two-time all-state guard in Missouri who spent his senior season at New Hampton (N.H.) School ... Coaches like his tremendous basketball IQ and the unique ability to create scoring opportunities for himself and others.

At New Hampton School

Helped lead the Huskies to a 17-12 record this past season while averaging a team-high 13.2 points and 5.0 assists per game while also averaging 4.1 rebounds and shooting 32 percent on three-point field goals ... 3-star prospect by Scout.com, he is ranked No. 138 among all 2013 prep seniors ... New Hampton Prep has produced 2013 ACC Rookie of the Year Olivier Hanlan of Boston College and other recent collegiate stars such as Brady Heslip of Baylor, Chris Gaston of Fordham and Brady Morningstar of Kansas ... Has also produced NBA talent such as Darius Songaila (Wake Forest), Rashad McCants (North Carolina) and Lawrence Moten (Syracuse).



At Rock Bridge High School

Earned all-state honors from both coaches and media his sophomore and junior seasons ... He helped the school to a three-year record of 71-18 and two top-8 state playoff finishes ... As a junior in 2011-12, despite missing 11 games after thumb surgery, Jorgenson averaged 16.5 points and 5.8 assists while hitting 44.8 percent of his three-point tries while leading Rock Bridge to a 25-4 record and the quarterfinals of the state Class 5 playoffs ... He averaged 11.1 points and 5.8 assists, hitting 45.2 percent of his threes, in leading Rock Bridge to a 26-6 mark and a fourth-place finish in the 2011 Class 5 playoffs. Jorgenson also led the team in assists (3.6) while averaging 7.6 points on a 20-6 Rock Bridge team.

Personal

Full name is Travis Kindt Jorgenson ... Born April 26, 1995 in Columbia, Mo. ... Son of Tharen and Candy Jorgenson ... Has two sisters, Mandy and Courtney ... Interested in coaching basketball when playing days are over ... Intends to major in Science, Technology and Culture.

GEORGIA TECH FRESHMEN & WALK-ONS

RAND ROWLAND

42

Forward • 6-6 • 208 • Freshman • Cleveland, Ga. • White County HS

Career Notes


Non-scholarship player who joined the program in the summer of 2013 ... Excellent athlete who works with Tech's big men in practice.

High School

Versatile athlete who played basketball, golf and tennis and ran cross country at White County High School ... Played three seasons of basketball for coach Sam Borg, earning second-team all-region honors in 2013 and earning a spot in the Northeast Georgia All-Star Classic ... Scored career-high 28 points vs. Jackson County on Dec. 15 of his senior year ... Helped carry the golf team to the region 8AAA championship in 2013 ... Very involved in high school activities as well, including the Student Council (vice president), Future Business Leaders of America, Fellowship of Christian Athletes and Warrior TV (sideline reporter for state's top high school student broadcasting network).

Personal

Full name is Matthew Rand Rowland ... Born August 8, 1995 in Jackson, Miss. ... Son of Parker and Abby Rowland ... Father is retired, mother is the nutrition director for the White County School System ... Has lived in Gainesville, Ga., Franklin, N.C., and Lula, Ga., before settling in Cleveland, Ga. ... Third-oldest of seven children ranking from 22 to 10 ... Oldest, brother Scott, graduates from Tech in December 2013 ... Cousin of former Tech infielder Jeff Rowland (2008-10) who went on to play in the Detroit Tigers minor league system ... Father played baseball at West Georgia College and also in the Detroit Tigers minor league system ... Intends to major in Business Administration at Tech and hopes to teach and coach on the high school level.



Personal

Full name is Quinton Douglas Stephens ... Born March 1, 1995 ... Third of four children of Bob and Ana Stephens, two older sisters (Kimberly and Nicole), one younger brother (Jonathan) ... His father, Bob, played collegiately at Drexel (1976-79) and overseas for more than 10 years ... Enjoys hiking, camping and biking ... Intends to major in Environmental Engineering, get involved with Tech's campus ministry and volunteer with environmentally helpful tasks.

RON WAMER

43

Guard • 6-2 • 190 • Sophomore • Dacula, Ga. • Mill Creek HS

Career Notes

Joined the Tech program as a non-scholarship player in the fall of 2012, working with the Yellow Jackets' "Iron Five" scout team throughout the season.

High School

Lettered three years and was team captain for coach Chad Rogers at Mill Creek High School ... Also pitched and played outfield on the baseball team for three years ... Earned All-Gwinnett County honors from the Gwinnett Tip-Off Club in 2011 ... Mill Creek's second all-time leading scorer, also holds school record for career free throws made ... Honors graduate ... Wore No. 24 in high school, the reverse of his hero, Jackie Robinson, whose No. 42 is retired in baseball.

Personal

Full name is Ronald Isiah Wamer ... Born January 9, 1993 in Brooklyn, N.Y. ... Son of Ronald and Theresa Wamer ... Father is a senior engineer at Georgia Power Company ... Has one older sister, Sharonda, who graduated from Tech in 2008 ... Majoring in Industrial Engineering ... Involved in the African-American Student Union and the National Society of Black Engineers.



QUINTON STEPHENS

12


Forward • 6-8 ½ • 184 • Freshman • Atlanta, Ga. • Marist School

Career Notes

Long, slender forward with excellent shooting touch and range from a perennial winning program at the Marist School ... Coaches like his versatility and a basketball IQ "beyond his years" ... First Tech scholarship recruit from Marist since Matt Harpring, joins Brooks Doyle as Marist alums on the current Tech roster.

High School

Two-time all-state selection from the Marist School who played all five positions on the floor for coach Greg McClaire ... 3-star prospect in all three major recruiting rankings and ranked as high as No. 78 nationally, No. 18 among the nation's small forwards ... Averaged 19.3 points, 8.5 rebounds, 2.7 blocked shots and three assists as a senior ... Recorded nine double-doubles and scored 30 points or more on three occasions ... Leading scorer, second-leading rebounder and leading shot blocker for the War Eagles ... Converted 88 percent from the free throw line and 46 percent from three-point range ... In his junior year, he averaged 18.9 points, six rebounds and three assists... Played AAU ball for the Atlanta Express.



GEORGIA TECH PLAYERS GAME-BY-GAME STATS

Golden Game-by-Game

2011-12.....Min	FG-A	3FG-A	FT-A	O-D-T	Avg	PF	A	TO	Blk	Stl	Pts	Avg
UNC GREENSBORO*.....27	10-14	5-9	4-5	1-5-6	6.0	0	9	2	1	2	29	29.0
ULM*.....31	5-11	1-4	6-7	1-2-3	4.5	2	11	3	0	0	17	23.0
vs Duke*.....20	4-8	0-2	5-6	1-0-1	3.3	4	2	3	0	0	13	19.7
vs Memphis*.....42	3-19	1-7	7-8	1-4-5	3.8	2	7	2	1	3	14	18.3
vs Chaminade*.....25	6-8	4-4	1-2	1-4-5	4.0	1	7	2	0	0	17	18.0
at Oakland*.....27	4-11	3-6	1-2	2-0-2	3.7	5	1	3	0	0	12	17.0
PITTSBURGH*.....34	4-8	1-3	3-4	0-1-1	3.3	3	6	3	0	1	12	16.3
AUSTIN PEAY*.....30	1-9	1-5	4-4	1-1-2	3.1	3	4	3	0	0	7	15.1
at Coll. of Charleston*.....35	4-8	1-4	0-0	1-2-3	3.1	2	5	5	0	3	9	14.4
UNC ASHEVILLE*.....29	1-8	0-4	3-4	1-0-1	2.9	2	5	3	0	2	5	13.5
ETSU*.....30	4-9	0-3	3-3	0-4-4	3.0	1	6	2	0	1	11	13.3
THE CITADEL*.....24	5-7	0-1	0-0	1-4-5	3.2	2	5	2	0	0	10	13.0
CHATTANOOGA*.....36	11-17	4-9	3-3	1-3-4	3.2	2	3	3	0	1	29	14.2
at Memphis*.....35	8-14	3-5	3-4	1-0-1	3.1	2	3	5	0	1	22	14.8
FLORIDA*.....35	4-8	2-3	2-2	0-4-4	3.1	1	7	3	0	0	12	14.6
at Mississippi State*.....34	7-11	4-6	2-2	0-4-4	3.2	3	4	5	0	0	20	14.9
KENTUCKY*.....31	1-6	0-3	0-0	0-1-1	3.1	2	6	2	0	0	2	14.2
at Georgia*.....37	7-17	1-5	1-2	0-3-3	3.1	2	2	3	0	0	16	14.3
CONNECTICUT*.....36	0-4	0-2	2-5	0-1-1	2.9	2	6	2	0	3	2	13.6
at Vanderbilt*.....33	2-11	0-1	0-0	0-1-1	2.9	0	0	1	0	1	4	13.2
AUBURN*.....35	2-9	1-3	8-8	1-3-4	2.9	2	2	4	1	0	13	13.1
at Kentucky*.....25	2-6	1-3	0-1	0-2-2	2.9	2	1	2	0	0	5	12.8
GEORGIA.....28	5-8	1-3	5-6	0-6-6	3.0	3	5	3	0	0	16	12.9
SOUTH CAROLINA*.....36	3-8	1-4	7-7	0-3-3	3.0	2	4	2	0	0	14	13.0
at Florida*.....38	4-7	0-1	9-11	1-2-3	3.0	1	7	2	0	0	17	13.1
ARKANSAS*.....28	5-6	3-4	0-1	0-2-2	3.0	0	7	4	0	1	13	13.1
at Alabama*.....36	4-9	2-3	2-2	2-1-3	3.0	0	2	6	0	1	12	13.1
OLE MISS*.....30	3-7	1-3	4-4	0-1-1	2.9	4	5	2	0	1	11	13.0
at South Carolina*.....31	5-9	3-4	8-9	0-1-1	2.8	2	1	6	0	1	21	13.3
at LSU*.....41	2-9	1-2	9-9	0-5-5	2.9	1	4	6	0	1	14	13.3
VANDERBILT*.....28	4-5	1-2	8-8	1-4-5	3.0	2	4	0	0	0	17	13.4
vs Ole Miss*.....40	5-14	3-9	8-10	0-6-6	3.1	2	4	3	0	2	21	13.7
SAVANNAH STATE*.....34	2-7	1-1	6-8	0-2-2	3.0	3	1	1	0	1	11	13.6
MIDDLE TENNESSEE*.....28	4-9	0-1	6-10	0-2-2	3.0	3	8	0	0	1	14	13.6

2012-13.....Min	FG-A	3FG-A	FT-A	O-D-T	Avg	PF	A	TO	Blk	Stl	Pts	Avg
KENNESAW STATE*.....26	1-5	0-1	6-10	0-0-0	0.0	2	6	1	0	0	8	8.0
vs UNC Asheville*.....34	3-9	0-0	8-10	1-3-4	2.0	1	5	2	0	0	14	11.0
vs Oklahoma State*.....30	4-12	2-8	1-2	1-4-5	3.0	4	2	2	0	0	11	11.0
vs UMass*.....29	3-10	2-3	3-4	0-1-1	2.5	3	6	1	0	0	11	11.0
OAKLAND*.....31	7-9	2-4	2-2	0-4-4	2.8	0	7	1	0	0	18	12.4
at Georgetown*.....36	4-9	0-2	0-1	0-8-8	3.7	3	4	3	0	0	8	11.7
at Virginia*.....24	4-12	1-5	2-2	1-3-4	3.7	2	2	2	0	0	11	11.6
WICHITA STATE*.....34	6-11	0-1	13-16	0-2-2	3.5	0	5	4	0	0	25	13.3
PRESBYTERIAN*.....31	6-14	1-3	3-3	2-3-5	3.7	1	8	0	0	2	16	13.6
WESTERN CAROLINA*.....33	1-9	0-1	8-10	2-2-4	3.7	1	4	1	0	0	10	13.2
XAVIER*.....21	0-5	0-3	5-6	0-0-0	3.4	1	1	4	0	1	5	12.5
MEMPHIS*.....23	0-2	0-0	4-6	0-1-1	3.2	1	1	2	0	0	4	11.8
OLE MISS*.....23	3-10	1-4	0-0	0-2-2	3.1	5	5	1	0	0	7	11.4
at Alabama.....24	3-9	0-2	2-3	1-1-2	3.0	2	1	1	0	1	8	11.1
at Kentucky.....29	3-7	0-1	1-3	0-4-4	3.1	2	6	5	0	0	7	10.9
MISSISSIPPI STATE.....26	4-8	0-1	2-3	0-2-2	3.0	3	9	2	0	0	10	10.8
at Ole Miss.....25	4-11	2-5	1-2	0-1-1	2.9	4	1	3	0	0	11	10.8
ALABAMA.....21	0-4	0-1	3-5	0-0-0	2.7	2	1	0	0	0	3	10.4
VANDERBILT.....11	0-3	0-0	3-4	0-1-1	2.6	0	1	0	0	0	3	10.0
at South Carolina.....27	4-8	0-2	8-10	0-1-1	2.6	2	1	2	0	0	16	10.3
at Vanderbilt*.....39	4-12	1-3	3-4	1-6-7	2.8	2	3	2	0	0	12	10.4
KENTUCKY*.....29	6-8	1-1	11-12	1-2-3	2.8	1	8	0	0	0	24	11.0
LSU*.....35	5-10	2-5	8-8	0-1-1	2.7	3	8	5	0	1	20	11.4
at Texas A&M*.....56	9-20	3-7	11-12	2-4-6	2.8	4	4	5	0	0	32	12.3
FLORIDA*.....34	3-10	1-4	1-2	0-0-0	2.7	2	2	2	0	1	8	12.1
at Georgia*.....30	1-10	1-5	1-3	2-3-5	2.8	4	4	1	0	1	4	11.8
at Auburn*.....36	6-12	2-5	7-7	0-2-2	2.8	2	6	1	0	0	21	12.1
MISSOURI*.....37	4-12	2-3	2-2	1-4-5	2.9	1	4	1	0	0	12	12.1
vs Mississippi State*.....33	6-8	1-2	2-3	1-2-3	2.9	4	1	4	0	1	15	12.2
vs Alabama*.....38	1-7	0-4	0-0	1-3-4	2.9	2	5	2	0	0	2	11.9
MERCER*.....35	6-14	3-9	5-7	0-2-2	2.9	2	0	3	0	0	20	12.1

*game started

Holsey Game-by-Game

2010-11.....Min	FG-A	3FG-A	FT-A	O-D-T	Avg	PF	A	TO	Blk	Stl	Pts	Avg
CHARLESTON SOUTHERN.....19	0-2	0-0	0-4	2-1-3	3.0	2	0	1	0	1	0	0.0
at Kennesaw State.....22	3-7	0-0	2-2	3-2-5	4.0	0	0	2	1	1	8	4.0
ALBANY.....16	2-6	0-0	0-0	4-1-5	4.3	2	1	1	1	4	4	4.0
NIAGARA.....16	2-4	0-0	0-0	0-2-2	3.8	2	0	2	0	1	4	4.0
vs UTEP.....23	2-6	0-0	0-0	3-0-3	3.6	3	1	2	0	0	4	4.0
vs Syracuse.....15	2-3	0-0	0-1	3-2-5	3.8	4	0	3	0	0	4	4.0
at Northwestern.....11	1-1	0-0	0-0	1-2-3	3.7	1	0	1	0	2	2	3.7
GEORGIA.....3	0-1	0-0	0-0	0-0-0	3.3	1	0	0	0	0	0	3.3
SAVANNAH STATE.....8	0-2	0-0	0-0	0-0-0	2.9	0	0	2	0	0	0	2.9
vs Richmond.....22	2-3	0-0	3-4	0-3-3	2.9	1	1	0	0	2	7	3.3
at Siena.....4	0-1	0-0	0-0	0-1-1	2.7	3	0	1	0	0	0	3.0
MERCER*.....25	5-6	0-0	3-4	3-2-5	2.9	3	0	3	1	1	13	3.8
CHARLOTTE*.....14	0-0	0-0	1-2	0-2-2	2.8	2	0	0	2	1	1	3.6
at Boston College*.....32	8-10	0-0	2-2	1-2-3	2.9	2	1	0	0	0	18	4.6
at Clemson*.....10	1-2	0-0	0-0	0-0-0	2.7	3	0	3	0	0	2	4.5
NORTH CAROLINA*.....21	2-4	0-0	0-2	2-3-5	2.8	3	1	0	0	0	4	4.4

WAKE FOREST*.....10	1-3	0-0	0-0	2-0-2	2.8	3	1	0	0	0	2	4.3
VIRGINIA TECH*.....19	2-4	0-0	0-0	1-1-2	2.7	2	0	2	0	0	4	4.3
MARYLAND*.....10	1-3	0-0	0-0	4-3-7	2.9	2	0	4	0	0	2	4.2
at Miami*.....9	0-0	0-0	0-0	1-1-2	2.9	3	0	0	0	0	0	4.0
CLEMSON*.....21	3-4	0-0	0-0	2-0-2	2.9	1	0	2	0	0	6	4.0
FLORIDA STATE*.....12	0-0	0-0	0-0	2-1-3	2.9	1	0	0	0	0	0	3.9
at Virginia Tech*.....14	0-3	0-0	1-2	1-0-1	2.8	3	0	0	0	0	1	3.7
CHATTANOOGA.....8	1-1	0-0	0-0	0-1-1	2.7	1	0	1	0	0	2	3.7
at Duke.....10	0-0	0-0	1-4	1-1-2	2.7	1	0	0	1	0	1	3.6
VIRGINIA.....13	2-5	0-0	0-0	2-2-4	2.7	1	2	0	0	0	4	3.6
at NC State.....15	1-2	0-0	1-2	1-0-1	2.7	1	0	1	0	0	3	3.6
at Wake Forest.....15	2-5	0-0	1-2	2-3-5	2.8	3	0	2	1	0	5	3.6
MIAMI.....6	0-1	0-0	0-0	1-0-1	2.7	2	1	0	0	0	0	3.5
vs Virginia Tech.....9	1-1	0-0	0-0	0-2-2	2.7	1	0	0	0	0	2	3.4

2011-12.....Min	FG-A	3FG-A	FT-A	O-D-T	Avg	PF	A	TO	Blk	Stl	Pts	Avg
FLORIDA A&M*.....22	3-5	0-0	0-0	3-4-7	7.0	2	1	4	0	1	6	6.0
DELAWARE STATE*.....25	9-10	0-0	3-6	1-3-4	5.5	2	0	1	0	0	21	13.5
vs Saint Joseph's*.....30	6-9	0-0	1-2	4-4-8	6.3	3	1	2	1	1	13	13.3
vs VCU*.....19	4-6	0-0	2-3	2-1-3	5.5	3	1	0	0	0	10	12.5
vs LSU*.....23	4-6	0-0	2-2	3-2-5	5.4	4	1	3	1	0	10	12.0
SIENA*.....24	7-9	0-0	0-0	4-0-4	5.2	3	2	2	1	0	14	12.3
NORTHWESTERN*.....14	1-3	0-0	1-2	2-2-4	5.0	2	0	3	0	0	3	11.0
at Tulane*.....20	3-5	0-0	0-3	0-1-1	4.5	5	0	3	2	1	6	10.4
at Georgia*.....32	6-9	0-0	0-1	2-0-2	4.2	3	1	3	0	0	12	10.6
at Savannah State*.....26	4-7	0-0	0-1	0-8-8	4.6	2	2	0	0	1	8	10.3
ALABAMA A&M*.....18	0-2	0-0	0-2	2-3-5	4.6	1	0	3	0	1	0	9.4
MERCER*.....16	4-4	0-0	1-2	2-1-3	4.5	4	1	5	0	0	9	9.3
at Fordham*.....20	4-6	0-0	0-1	3-1-4	4.5	3	2	1	0	0	8	9.2
ALABAMA*.....25	7-9	0-0	0-5	3-2-5	4.5	3	0	5	0	0	14	9.6
DUKE*.....20	2-4	0-0	0-0	2-3-5	4.5	5	0	0	0	0	4	9.2
at NC State*.....23	1-7	0-0	4-7	4-4-8	4.8	3	1	1	0	0	6	9.0
at Maryland*.....24	4-7	0-0	3-4	1-4-5	4.8	3	0	4	2	1	11	9.1
VIRGINIA*.....17	4-8	0-0	4-7	1-1-2	4.6	2	1	0	1	1	12	9.3
at Clemson*.....20	1-2	0-0	2-3	3-1-4	4.6	3	1	4	0	0	4	9.0
MIAMI*.....22	2-6	0-0	0-1	2-2-4	4.6	3	1	1	0	0	4	8.8
at North Carolina*.....20	4-5	0-0	0-0	2-2-4	4.5	4	1	0	0	2	8	8.7
at Florida State*.....23	1-3	0-0	1-2	0-1-1	4.4	4	0	4	0	2	3	8.5
BOSTON COLLEGE*.....24	5-7	0-0	0-0	1-1-2	4.3	4	1	2	0	1	10	8.5
NC STATE*.....31	5-11	0-0	7-8	4-4-8	4.4	4	1	4	0	2	17	8.9
at Wake Forest*.....27	2-8	0-0	2-5	1-1-2	4.3	2	2	1	1	1	6	8.8
at Virginia Tech*.....38	6-10	0-0	6-6	2-3-5	4.3	1	2	4	0	0	18	9.1
CLEMSON*.....27	5-5	0-0	2-5	4-4-8	4.5	2	0	4	0	1	12	9.2
MARYLAND*.....33	5-9	0-0	6-7	2-8-10	4.7	2	1	2	2	1	16	9.2
at Boston College*.....27	6-9	0-0	0-0	5-2-7	4.8	2	0	0	1	1	12	9.6
WAKE FOREST*.....36	4-9	0-0	1-4	4-3-7	4.8	2	2	0	0	1	9	9.5
vs Miami*.....28	2-5	0-0	0-2	2-5-7	4.9	3	1	3	0	0	4	9.4

GEORGIA TECH PLAYERS GAME-BY-GAME STATS

GEORGIA*.....28	3-5	0-0	1-3	2-7-9	4.6	1	1	0	2	2	7	4.0
SAVANNAH STATE*.....27	5-7	0-0	4-9	3-6-9	5.1	1	0	0	3	2	14	5.1
vs Richmond*.....23	3-4	0-0	0-0	0-6-6	5.2	2	1	1	1	0	6	5.2
at Siena*.....29	2-4	0-0	0-0	3-7-10	5.6	2	0	2	1	0	4	5.1
MERCER*.....22	4-5	0-0	1-3	1-5-6	5.7	1	0	0	1	1	9	5.4
CHARLOTTE*.....45	2-7	0-0	0-0	1-2-3	5.5	2	2	6	0	4	5.3	
at Boston College*.....18	0-0	0-0	0-0	1-5-6	5.5	4	0	0	1	0	0	4.9
at Clemson*.....14	1-3	0-0	0-0	2-1-3	5.3	3	0	1	1	0	2	4.7
NORTH CAROLINA*.....25	0-2	0-0	0-0	2-3-5	5.3	3	2	3	2	0	0	4.4
WAKE FOREST*.....21	1-6	0-0	0-0	1-5-6	5.4	2	1	2	3	2	2	4.3
at Virginia*.....30	6-8	0-0	0-0	2-4-6	5.4	4	1	2	0	1	12	4.7
VIRGINIA TECH*.....29	2-3	0-0	0-2	1-2-3	5.3	4	0	1	2	2	4	4.7
MARYLAND*.....21	3-7	0-0	1-3	1-3-4	5.2	4	1	0	5	1	7	4.8
at Miami*.....20	0-1	0-0	0-0	3-1-4	5.1	3	0	0	1	0	0	4.6
CLEMSON*.....32	2-2	0-0	0-0	0-2-2	5.0	3	2	2	1	0	4	4.5
FLORIDA STATE*.....28	0-3	0-0	0-0	3-1-4	5.0	4	1	2	3	1	0	4.3
at Virginia Tech*.....23	3-3	0-0	2-2	0-1-1	4.8	2	0	3	2	0	8	4.5
CHATTANOOGA*.....30	0-2	0-0	1-3	2-3-5	4.8	2	0	1	0	1	1	4.4
at Duke*.....25	3-4	0-0	0-2	2-1-3	4.7	4	0	2	5	1	6	4.4
VIRGINIA*.....32	3-8	0-0	1-1	2-3-5	4.7	2	1	0	4	0	7	4.5
at NC State*.....32	2-4	0-0	0-0	1-5-6	4.8	3	0	3	4	1	4	4.5
at Wake Forest*.....24	1-2	0-0	1-4	2-6-8	4.9	3	1	4	1	3	3	4.4
MIAMI*.....33	3-4	0-0	0-3	1-5-6	4.9	2	3	1	3	2	6	4.5
vs Virginia Tech*.....29	1-2	0-0	0-0	1-5-6	5.0	1	0	2	1	1	2	4.4

2011-12.....Min	FG-A	3FG-A	FT-A	O-D-T	Avg	PF	A	TO	Blk	Stl	Pts	Avg
FLORIDA A&M*.....24	3-5	0-0	6-7	4-3-7	7.0	2	0	1	2	1	12	12.0
DELAWARE STATE*.....34	6-12	0-0	2-3	7-8-15	11.0	0	6	2	1	1	14	13.0
vs Saint Joseph's*.....29	2-9	0-0	2-2	3-3-6	9.3	3	0	1	4	0	6	10.7
vs VCU*.....29	5-10	0-0	0-0	3-5-8	9.0	0	0	1	3	1	10	10.5
vs LSU*.....31	4-7	0-0	0-0	1-7-8	8.8	0	0	1	4	0	8	10.0
SIENA*.....26	3-5	0-0	0-0	0-5-5	8.2	1	1	1	4	1	6	9.3
NORTHWESTERN*.....32	4-7	0-0	2-4	1-8-9	8.3	2	4	3	2	1	10	9.4
at Tulane*.....33	1-8	0-0	3-4	1-3-4	7.8	1	1	2	2	1	5	8.9
at Georgia*.....35	5-5	0-0	0-0	1-8-9	7.9	1	1	2	4	2	10	9.0
at Savannah State*.....20	6-6	0-0	0-0	0-5-5	7.6	1	3	2	4	0	12	9.3
ALABAMA A&M*.....33	4-8	0-0	0-0	3-6-9	7.7	2	2	1	2	1	8	9.2
MERCER*.....32	2-9	0-0	3-4	1-5-6	7.6	3	3	0	2	2	7	9.0
at Fordham*.....34	4-7	0-0	1-1	3-3-6	7.5	1	4	2	4	1	9	9.0
ALABAMA*.....21	0-4	0-0	0-0	2-4-6	7.4	3	3	4	1	0	0	8.4
DUKE*.....29	3-8	0-0	0-0	1-1-2	7.0	5	0	1	2	4	6	8.2
at NC State*.....32	4-8	0-0	2-3	0-4-4	6.8	1	1	1	4	1	10	8.3
at Maryland*.....25	4-9	0-0	0-0	2-1-3	6.6	2	2	1	2	1	8	8.3
VIRGINIA*.....27	1-3	0-0	0-0	0-3-3	6.4	0	1	1	0	1	2	7.9
at Clemson*.....33	3-8	0-0	0-0	1-5-6	6.4	3	0	3	1	0	6	7.8
MIAMI*.....20	2-4	0-0	0-0	2-2-4	6.3	0	1	0	1	1	4	7.7
at North Carolina*.....30	2-7	0-0	1-1	1-4-5	6.2	3	0	1	1	0	5	7.5
at Florida State*.....31	4-7	0-0	2-2	1-8-9	6.3	3	1	2	2	2	10	7.6
BOSTON COLLEGE*.....30	4-6	0-0	2-2	1-4-5	6.3	1	1	1	2	1	10	7.7
NC STATE*.....34	5-7	0-0	0-0	4-7-11	6.5	3	2	3	3	1	10	7.8
at Wake Forest*.....34	5-8	0-0	1-1	4-3-7	6.5	1	2	2	5	2	11	8.0
at Virginia Tech*.....37	5-7	0-0	1-1	1-8-9	6.6	1	2	2	1	0	11	8.1
CLEMSON*.....30	2-6	0-0	1-2	3-4-7	6.6	1	0	1	2	0	5	8.0
MARYLAND*.....33	5-7	0-0	0-0	1-2-3	6.5	2	2	3	4	1	10	8.0
at Boston College*.....34	6-14	0-0	1-1	4-3-7	6.5	2	0	1	1	1	13	8.2
WAKE FOREST*.....23	5-6	0-0	1-2	1-4-5	6.4	2	1	2	0	1	11	8.3
vs Miami*.....35	1-4	0-0	1-2	1-9-10	6.5	2	2	3	5	0	3	8.1

2012-13.....Min	FG-A	3FG-A	FT-A	O-D-T	Avg	PF	A	TO	Blk	Stl	Pts	Avg
TULANE*.....26	4-8	0-0	2-4	6-4-10	10.0	2	6	2	3	0	10	10.0
PRESBYTERIAN*.....28	2-3	0-0	3-4	2-7-9	9.5	1	1	1	0	1	7	8.5
vs Rice*.....25	1-2	0-0	3-4	2-1-3	7.3	0	3	0	2	0	5	7.3
vs California*.....30	2-4	0-0	0-0	2-2-4	6.5	2	1	5	0	0	4	6.5
vs Saint Mary's*.....25	1-6	0-0	0-0	0-1-1	5.4	3	1	1	0	1	2	5.6
at Illinois*.....24	3-7	0-0	0-0	0-2-2	4.8	0	2	0	5	1	6	5.7
GEORGIA*.....29	1-2	0-0	4-6	3-5-8	5.3	0	2	0	3	1	6	5.7
UNC WILMINGTON*.....28	5-11	0-0	2-5	1-2-3	5.0	2	1	2	3	0	12	6.5
ALABAMA STATE*.....20	3-6	0-0	0-0	1-4-5	5.0	1	1	2	5	2	6	6.4
THE CITADEL*.....17	2-5	0-0	0-0	5-3-8	5.3	0	1	0	4	0	4	6.2
FORDHAM*.....27	6-8	0-0	2-2	3-6-9	5.6	2	2	0	2	0	14	6.9
CHATTANOOGA*.....29	3-6	0-0	1-2	5-3-8	5.8	1	4	0	3	1	7	6.9
MIAMI*.....25	2-7	0-0	2-2	1-6-7	5.9	2	0	2	1	1	6	6.8
at NC State*.....34	7-11	0-0	1-3	3-7-10	6.2	0	3	0	2	0	15	7.4
VIRGINIA TECH*.....36	2-6	0-1	2-4	3-8-11	6.5	1	1	2	4	1	6	7.3
at Duke*.....36	4-7	0-0	1-2	5-4-9	6.7	1	2	2	2	1	9	7.4
at North Carolina*.....28	4-7	0-0	0-0	1-4-5	6.6	3	2	3	2	2	8	7.5
WAKE FOREST*.....28	3-5	0-0	2-2	0-5-5	6.5	2	5	1	1	0	8	7.5
at Clemson*.....29	8-12	0-0	0-0	2-2-4	6.4	3	1	1	0	0	16	7.9
VIRGINIA*.....27	2-4	0-0	0-0	2-6-8	6.5	2	4	3	2	0	4	7.8
FLORIDA STATE*.....32	3-4	0-0	3-4	3-2-5	6.4	1	4	1	1	3	9	7.8
at Virginia Tech*.....32	3-9	0-0	1-2	1-6-7	6.4	1	2	1	2	0	7	7.8
CLEMSON*.....30	1-1	0-0	0-0	0-6-6	6.4	3	2	1	2	2	2	7.5
at Wake Forest*.....33	6-11	0-0	1-1	2-4-6	6.4	2	3	2	5	0	13	7.8
NORTH CAROLINA*.....28	3-5	0-0	0-0	3-9-12	6.6	4	1	4	3	1	6	7.7
at Virginia*.....26	4-9	0-0	3-4	7-4-11	6.8	2	1	2	0	0	11	7.8
MARYLAND*.....33	2-4	0-0	12-12	2-7-9	6.9	2	3	2	3	1	16	8.1
NC STATE*.....28	4-8	0-0	0-0	2-4-6	6.8	3	1	3	1	2	8	8.1
at Miami*.....32	8-12	0-0	1-1	1-4-5	6.8	0	1	1	1	1	17	8.4
at Boston College*.....33	4-7	0-0	2-2	2-4-6	6.7	1	3	2	0	2	10	8.5
vs Boston College*.....26	1-6	0-0	3-4	3-1-4	6.6	1	3	1	2	3	5	8.4

*game started

Morris Game-by-Game

2010-11.....Min	FG-A	3FG-A	FT-A	O-D-T	Avg	PF	A	TO	Blk	Stl	Pts	Avg
CHARLESTON SOUTHERN.....16	2-8	0-1	2-4	5-2-7	7.0	1	0	1	0	0	6	6.0
at Kennesaw State.....12	0-6	0-0	0-0	1-0-1	4.0	0	0	0	0	1	0	3.0
ALBANY.....18	2-5	1-2	1-2	1-1-2	3.3	4	1	1	1	0	6	4.0
NIAGARA.....16	1-4	0-2	4-4	1-0-1	2.8	3	0	3	0	2	6	4.5
vs UTEP.....9	2-5	0-0	0-0	0-1-1	2.4	2	1	1	0	0	4	4.4
vs Syracuse.....20	4-8	0-1	2-3	1-1-2	2.3	2	0	0	0	0	10	5.3
at Northwestern.....16	3-5	0-0	3-3	1-1-2	2.3	2	1	0	0	0	9	5.9
GEORGIA.....15	3-3	1-1	0-0	0-2-2	2.3	2	0	2	1	0	7	6.0
SAVANNAH STATE.....8	0-4	0-1	0-0	0-1-1	2.1	4	1	0	0	1	0	5.3
at Richmond.....21	1-4	0-1	0-0	0-1-1	2.0	2	0	1	0	0	2	5.0
at Siena.....14	3-4	1-2	1-1	0-0-0	1.8	2	0	2	1	1	8	5.3
MERCER.....13	3-5	2-2	5-7	0-2-2	1.8	1	1	1	1	1	13	5.9
CHARLOTTE.....20	2-8	1-4	2-2	0-2-2	1.8	2	0	1	0	0	7	6.0
at Boston College.....16	2-4	1-2	1-2	0-0-0	1.7	3	0	1	0	1	6	6.0
at Clemson.....24	3-4	3-4	0-0	1-2-3	1.8	2	1	2	1	1	9	6.2
NORTH CAROLINA.....16	2-3	1-2	0-0	1-2-3	1.9	3	0	1	0	2	5	6.1
WAKE FOREST.....22	3-8	1-1	0-0	1-7-8	2.2	2	0	3	1	0	7	6.2
at Virginia.....21	3-5	0-1	0-0	0-1-1	2.2	1	0	2	0	0	6	6.2
VIRGINIA TECH.....13	1-7	0-1	0-0	1-0-1	2.1	1	0	0	0	0	2	5.9
MARYLAND.....26	5-7	0-2	0-1	1-1-2	2.1	3	0	1	0	0	10	6.2
at Miami.....13	0-2	0-1	0-0	0-0-0	2.0	0	0	2	0	2	0	5.9
CLEMSON.....10	1-1	0-0	1-1	0-1-1	2.0	3	0	0	0	0	3	5.7
FLORIDA STATE.....20	2-6	1-2	2-2	2-2-4	2.0	4	1	1	0	2	7	5.8
at Virginia Tech.....12	1-3	0-1	2-2	0-0-0	2.0	3	0	0	0	0	4	5.7
CHATTANOOGA.....16	0-2	0-1	0-0	0-1-1	1.9	2	0	2	0	2	0	5.5
at Duke.....25	1-6	0-1	0-0	2-3-5	2.0	3	0	4	0	1	2	5.3
VIRGINIA*.....30	3-6	2-4	2-2	2-3-5	2.1	0	1	2	1	0	10	5.5
at NC State*.....22	3-5	2-3	0-0	1-2-3	2.2	3	0	1	1	0	8	5.6
at Wake Forest*.....30	5-11	2-5	1-1	1-1-2	2.2	0	3	2	0	4	13	5.9
MIAMI*.....25	4-7	3-5	0-0	0-1-1	2.1	4	0	4	0	0	11	6.0</

GEORGIA TECH PLAYERS GAME-BY-GAME STATS

Sampson Game-by-Game

2010-11.....Min	FG-A	3FG-A	FT-A	O-D-T	Avg	PF	A	TO	Blk	Stl	Pts	Avg
ERSKINE.....16	1-4	1-3	2-2	1-3-4	4.0	2	0	1	2	0	5	5.0
CAMPBELL.....9	0-2	0-0	0-0	1-2-3	3.5	2	0	1	3	0	0	2.5
vs NC State.....16	4-6	1-2	1-2	3-3-6	4.3	3	0	1	0	0	10	5.0
vs Charlotte.....15	2-5	0-2	1-2	2-1-3	4.0	3	2	1	0	1	5	5.0
vs USC Upstate.....3	0-2	0-1	0-0	0-0-0	3.2	0	0	0	1	0	0	4.0
LENOIR-RHYNE.....15	1-3	1-3	0-0	0-2-2	3.0	1	0	0	0	0	3	3.8
UNC GREENSBORO.....14	1-3	0-0	1-2	0-2-2	2.9	0	3	1	1	0	3	3.7
CHARLOTTE.....4	0-1	0-0	0-0	1-0-1	2.6	0	0	0	0	0	0	3.3
FAYETTEVILLE STATE.....23	3-7	1-3	0-0	3-5-8	3.2	0	1	3	1	0	7	3.7
OLD DOMINION.....6	1-1	1-1	0-0	0-0-0	2.9	2	1	0	0	0	3	3.6
at Coastal Carolina.....19	2-5	1-1	0-0	2-2-4	3.0	5	1	1	0	1	5	3.7
at George Washington.....11	1-3	0-2	0-1	1-3-4	3.1	1	0	1	2	1	2	3.6
at Clemson.....5	0-1	0-1	0-0	1-0-1	2.9	4	1	0	0	0	0	3.3
at N.C. Central.....11	1-1	1-1	0-0	0-0-0	2.7	2	1	0	0	1	3	3.3
at Memphis.....7	0-0	0-0	0-0	1-0-1	2.6	1	0	0	0	0	0	3.1
TULANE.....10	2-3	1-2	0-0	0-2-2	2.6	2	0	0	2	1	5	3.2
UAB.....10	0-1	0-1	0-0	0-1-1	2.5	1	0	0	0	0	0	3.0
at UCF.....17	2-3	0-1	0-0	1-5-6	2.7	3	0	1	0	0	4	3.1
at Marshall*.....23	3-4	1-2	0-0	1-5-6	2.8	3	3	0	1	1	7	3.3
SOUTHERN MISS.....12	0-0	0-0	0-0	0-3-3	2.9	4	1	1	0	0	0	3.1
HOUSTON.....9	0-2	0-2	0-0	0-3-3	2.9	0	2	0	1	0	0	3.0
at SMU.....17	2-3	2-3	0-0	3-5-8	3.1	2	0	2	0	0	6	3.1
UCF.....13	1-2	1-2	0-0	1-3-4	3.1	3	0	2	1	1	3	3.1
MARSHALL.....17	0-6	0-5	0-0	3-3-6	3.3	2	0	1	0	0	0	3.0
at Tulsa.....16	2-4	1-3	1-2	1-0-1	3.2	1	0	1	0	0	6	3.1
at Southern Miss.....11	2-4	1-3	0-0	0-0-0	3.0	1	0	1	0	0	5	3.2
UTEP.....6	0-2	0-0	0-0	1-1-2	3.0	0	1	1	0	0	0	3.0
at Rice.....18	3-4	0-1	3-3	3-0-3	3.0	4	0	1	0	0	9	3.3
MEMPHIS.....13	0-0	0-0	0-0	0-3-3	3.0	2	0	0	1	0	0	3.1
at UAB.....9	0-2	0-2	0-0	0-1-1	2.9	2	0	3	1	0	0	3.0
vs UCF.....24	4-4	3-3	1-1	1-2-3	2.9	4	2	1	2	1	12	3.3
vs UAB.....18	1-3	0-2	2-4	0-3-3	2.9	4	1	0	0	1	4	3.3
vs Memphis.....11	1-3	0-1	0-0	1-1-2	2.9	0	1	0	0	0	2	3.3
JACKSONVILLE.....24	1-1	0-0	0-0	1-5-6	3.0	0	1	2	2	1	2	3.3

2011-12.....Min	FG-A	3FG-A	FT-A	O-D-T	Avg	PF	A	TO	Blk	Stl	Pts	Avg
MILLIGAN*.....15	1-5	1-2	1-2	2-3-5	5.0	3	2	0	0	0	4	4.0
at Campbell*.....29	5-7	2-3	2-2	5-6-11	8.0	5	1	2	0	2	14	9.0
COKER*.....26	4-6	1-2	0-0	2-7-9	8.3	1	3	1	0	2	9	9.0
vs Appalachian State*.....34	4-8	1-1	0-0	1-5-6	7.8	2	0	2	1	2	9	9.0
CHOWAN*.....8	0-1	0-0	0-0	0-0-0	6.2	0	1	1	0	0	0	7.2
at Old Dominion*.....14	1-5	0-2	0-0	4-3-7	6.3	5	0	1	1	0	2	6.3
CHARLOTTE*.....24	1-4	0-0	0-2	6-5-11	7.0	2	0	1	0	2	2	5.7
MASSACHUSETTS*.....17	1-4	0-2	0-0	3-0-3	6.5	2	0	3	1	1	2	5.3
COASTAL CAROLINA.....15	0-2	0-0	2-2	1-2-3	6.1	2	1	1	0	1	2	4.9
GARDNER-WEBB.....6	1-2	0-1	0-0	0-3-3	5.8	0	0	2	0	0	2	4.6
N.C. CENTRAL.....2	0-0	0-0	0-0	0-0-0	5.3	0	0	0	0	1	0	4.2
at Southern Miss.....14	1-1	1-1	0-0	0-1-1	4.9	3	0	3	0	0	3	4.1
UCF.....11	0-4	0-0	1-2	0-1-1	4.6	1	0	1	0	1	1	3.8
TULSA.....18	2-4	0-2	0-0	2-1-3	4.5	5	0	3	0	0	4	3.9
at UTEP.....12	0-3	0-2	2-2	0-0-0	4.2	2	1	0	0	0	2	3.7
at Houston.....26	3-7	0-1	0-0	3-9-12	4.7	3	1	1	1	1	6	3.9
SOUTHERN MISS*.....15	0-0	0-0	0-0	0-1-1	4.5	4	0	3	0	0	0	3.6
at UAB*.....25	0-2	0-0	2-4	1-3-4	4.4	0	0	0	2	0	2	3.6
SMU.....23	5-9	3-3	0-3	3-3-6	4.5	3	2	0	1	2	13	4.1
RICE.....24	1-6	1-4	1-2	1-8-9	4.8	3	0	3	1	1	4	4.1
MEMPHIS.....20	3-8	1-4	0-0	3-5-8	4.9	1	0	1	0	0	7	4.2
at Marshall*.....31	7-8	3-4	2-4	2-8-10	5.1	2	0	1	1	0	19	4.9
at UCF*.....25	4-6	0-1	2-2	3-2-5	5.1	2	0	1	1	3	10	5.1
at Memphis*.....21	1-5	0-1	0-0	2-8-10	5.3	3	0	2	2	2	2	5.0
UAB*.....27	4-6	2-2	0-0	1-2-3	5.2	0	0	1	2	1	10	5.2
MARSHALL*.....28	3-6	3-5	0-0	0-1-1	5.1	3	1	0	0	1	9	5.3
at Tulane*.....28	2-4	1-3	0-0	0-6-6	5.1	2	1	1	0	0	5	5.3
vs Rice*.....14	2-6	1-3	0-0	0-4-4	5.1	3	0	0	1	1	5	5.3
vs Southern Miss*.....33	5-7	3-5	2-2	1-8-9	5.2	4	2	1	1	2	15	5.6

2012-13.....Min	FG-A	3FG-A	FT-A	O-D-T	Avg	PF	A	TO	Blk	Stl	Pts	Avg
WASHINGTON & LEE* 20	1-6	1-4	0-2	1-7-8	8.0	3	0	2	1	1	3	3.0
METHODIST*.....27	6-10	1-3	1-2	5-5-10	9.0	3	3	1	4	0	14	8.5
UNC Greensboro*.....16	1-3	0-2	1-2	1-2-3	7.0	3	0	2	0	0	3	6.7
APPALACHIAN STATE* 34	7-13	0-2	3-3	6-12-18	9.8	2	1	1	2	1	17	9.3
at Georgia State*.....36	5-11	2-6	0-0	4-12-16	11.0	2	0	4	3	1	12	9.8
at Charlotte*.....22	3-4	2-2	1-2	0-1-1	9.3	5	0	0	1	1	9	9.7
ST. ANDREWS*.....18	3-7	0-1	3-5	3-3-6	8.9	2	1	0	0	0	9	9.6
at North Carolina*.....30	4-7	0-3	2-4	1-7-8	8.8	3	1	0	2	1	10	9.6
GARDNER-WEBB*.....29	1-6	0-1	4-10	3-12-15	9.4	2	1	3	3	1	6	9.2
at Massachusetts*.....33	5-14	1-5	3-3	3-6-9	9.4	5	2	3	0	1	14	9.7
NORFOLK STATE*.....37	6-10	0-1	0-0	3-6-9	9.4	2	2	1	2	2	12	9.9
CAMPBELL*.....34	5-8	0-3	3-5	3-3-6	9.1	2	1	1	1	0	13	10.2
N.C. WESLEYAN*.....27	2-4	0-1	3-4	2-6-8	9.0	0	4	0	3	3	7	9.9
at Memphis*.....29	4-9	2-4	0-0	1-8-9	9.0	1	0	2	2	1	10	9.9
UCF*.....33	5-10	1-3	0-0	3-7-10	9.1	3	1	0	1	2	11	10.0
HOUSTON*.....22	3-7	0-2	2-3	1-4-5	8.8	3	0	0	2	3	8	9.9
at Marshall*.....38	5-10	0-1	0-3	8-9-17	9.3	2	1	2	4	1	10	9.9
at UAB*.....30	4-8	0-2	2-4	3-4-7	9.2	4	3	4	3	0	10	9.9
UTEP*.....28	2-7	0-2	1-1	4-5-9	9.2	2	1	2	0	0	5	9.6
at UCF*.....29	3-5	1-2	3-4	1-6-7	9.1	4	0	0	4	1	10	9.7
UAB*.....33	4-7	1-2	0-0	2-5-7	9.0	0	0	0	0	0	9	9.6
SOUTHERN MISS*.....42	6-12	1-3	3-4	5-8-13	9.1	3	1	5	2	1	16	9.9


at Tulsa*.....26	1-6	0-3	1-1	3-5-8	9.1	3	1	0	1	2	3	9.6
at SMU*.....27	3-9	0-2	1-1	4-7-11	9.2	3	1	2	4	1	7	9.5
at Southern Miss*.....29	2-7	0-1	2-4	1-4-5	9.0	3	0	2	2	0	6	9.4
TULANE*.....27	1-2	0-1	0-0	2-5-7	8.9	4	1	0	1	0	2	9.1
MARSHALL*.....35	2-6	0-1	3-8	2-10-12	9.0	3	0	3	2	1	7	9.0
vs Tulsa*.....34	2-3	0-1	0-0	1-3-4	8.9	4	1	1	2	1	4	8.8
SAVANNAH STATE*.....36	4-7	0-1	1-4	5-9-14	9.0	2	0	3	3	3	9	8.8
RIDER*.....27	4-6	0-1	1-1	3-6-9	9.0	4	1	1	2	3	9	8.8
LOYOLA*.....36	5-8	1-1	2-2	3-8-11	9.1	2	0	0	2	1	13	9.0
EVANSVILLE*.....32	5-5	0-0	1-2	3-10-13	9.2	4	0	1	0	0	11	9.0
at Weber State*.....30	5-6	1-2	1-3	2-6-8	9.2	4	1	1	1	1	12	9.1

*game started

CAREER RECORDS

Career Records

Most points: 2,232, Rich Yunkus, 1969-71
 Most points per game: 26.6, Rich Yunkus, 1969-71
 Most field goals: 874, Rich Yunkus, 1969-71
 Most field goals attempted: 1,740, Mark Price, 1983-86
 Highest field goal percentage: .620, Lee Goza, 1981-82
 Most 3-point field goals: 351, Dennis Scott, 1988-90
 Most 3-point field goals attempted: 831, Dennis Scott, 1988-90
 Highest 3-point field goal percentage: .440 (73-166), Mark Price, 1983-86 (all in 1982-83, at distance of 17-9)
 Highest 3-point field goal percentage (at current distance of 19-9): .422 (351-831), Dennis Scott, 1988-90
 Most free throws: 508, Matt Harpring, 1995-98
 Most free throws attempted: 718, Alvin Jones, 1998-01
 Highest free throw percentage: .867, Anthony Morrow, 2005-08
 Most rebounds: 1,205, Malcolm Mackey, 1990-93
 Most rebounds per game: 12.9, Jim Caldwell, 1963-65
 Most assists: 724, Drew Barry, 1993-96
 Most assists per game: 7.0, Kenny Anderson, 1989-91
 Most steals: 240, Mark Price, 1983-86
 Most blocked shots: 425, Alvin Jones, 1998-01
 Most games played: 130, Anthony McHenry, 2002-05; Marvin Lewis, 2001-04; Malcolm Mackey, 1990-93
 Most games started: 127, Malcolm Mackey, 1990-93
 Most consecutive games started: 126, Mark Price, 1983-86
 Most minutes played: 4,604, Mark Price, 1983-86
 Most personal fouls: 398, John Salley, 1983-86
 Most times fouled out: 24, John Salley, 1983-86



RICH YUNKUS

1,000-Point Scorers

Pl.	Player	G	FG	3FG	FT	Points	Avg.
1.	Rich Yunkus (1969-71)	84	874	0	484	2,232	26.6
2.	Matt Harpring (1995-98)	124	753	211	508	2,225	17.9
3.	Mark Price (1983-86)	126	848	73	424	2,193	17.4
4.	Dennis Scott (1988-90)	99	744	351	276	2,115	21.4
5.	Tom Hammonds (1986-89)	123	853	1	374	2,081	16.9
6.	Travis Best (1992-95)	124	703	258	393	2,057	16.6
7.	James Forrest (1992-95)	114	812	3	351	1,978	17.4
8.	Brian Oliver (1987-90)	127	680	105	383	1,848	14.6
9.	Duane Ferrell (1985-88)	127	720	10	368	1,818	14.3
10.	Malcolm Mackey (1990-93)	130	708	0	318	1,734	13.3
11.	Tony Akins (1999-02)	122	529	301	299	1,658	13.6
12.	Roger Kaiser (1959-61)	80	591	0	446	1,628	20.4
13.	B.J. Elder (2002-05)	122	587	222	220	1,616	13.2
14.	Bruce Dalrymple (1984-87)	126	614	12	348	1,588	12.6
15.	John Salley (1983-86)	125	595	0	397	1,587	12.7
16.	Kenny Anderson (1990-91)	65	561	113	262	1,497	23.0
17.	Jim Wood (1974-77)	106	602	0	255	1,459	13.8
18.	Lenny Horton (1977-80)	107	514	0	338	1,411	13.2
19.	Anthony Morrow (2005-08)	123	473	258	196	1,400	11.4
20.	Marvin Lewis (2001-04)	130	468	239	221	1,396	10.7
21.	Bobby Kimmel (1954-57)	98	436	0	491	1,363	13.9
22.	Alvin Jones (1998-01)	124	450	0	412	1,312	10.6
23.	Tico Brown (1977-79)	81	544	0	220	1,308	16.1
24.	Michael Maddox (1995-98)	126	496	133	178	1,303	10.3
25.	Bud Blemker (1957-59)	78	501	0	264	1,266	16.2
26.	Jarrett Jack (2003-05)	101	406	93	360	1,265	12.5
27.	Drew Barry (1993-96)	117	409	179	256	1,253	10.7
28.	Phil Wagner (1966-68)	67	449	0	291	1,189	17.7
	Terry Randall (1957-59)	77	448	0	293	1,189	15.4
30.	Sammy Drummer (1978-79)	53	489	0	206	1,184	22.3
31.	Gani Lawal (2008-10)	99	446	0	275	1,167	11.8
32.	Iman Shumpert (2009-11)	92	387	111	281	1,166	12.7
33.	Jim Caldwell (1963-65)	77	461	0	232	1,154	15.0
34.	Jim Nolan (1946-49)	86	420	0	296	1,136	13.2
35.	Brook Steppe (1979-80, 82)	77	410	0	285	1,105	14.4
36.	Pete Silas (1951-53)	72	421	0	242	1,084	15.1
37.	Melvin Dold (1948-51)	100	442	0	196	1,080	10.8
	Jon Barry (1991-92)	65	381	176	142	1,080	16.6
39.	Lewis Clinch (2006-09)	105	377	176	118	1,048	11.3
40.	Jason Floyd (1997-00)	121	363	169	120	1,015	8.4
41.	Zachery Peacock (2007-10)	122	384	48	193	1,009	8.3


1,000 Points & 500 Rebounds

Player (Years)	Pts	Reb
Rich Yunkus (1969-71)	2,232	955
Matt Harpring (1995-98)	2,225	997
Dennis Scott (1988-90)	2,115	523
Tom Hammonds (1986-89)	2,081	885
James Forrest (1992-95)	1,978	846
Brian Oliver (1987-90)*	1,848	613
Duane Ferrell (1985-88)	1,818	680
Malcolm Mackey (1990-93)	1,734	1,205
Bruce Dalrymple (1984-87)*	1,588	744
John Salley (1983-86)	1,587	798
Jim Wood (1974-77)	1,459	740
Lenny Horton (1977-80)	1,411	704
Bobby Kimmel (1954-57)	1,363	605
Alvin Jones (1998-01)	1,312	1,075
Michael Maddox (1995-98)	1,303	687
Jim Caldwell (1963-65)	1,154	993

1,000 Points & 400 Assists

Player (Years)	Pts	As
Mark Price (1983-86)	2,193	510
Travis Best (1992-95)	2,057	692
Brian Oliver (1987-90)*	1,848	538
Tony Akins (1999-02)	1,658	560
Bruce Dalrymple (1984-87)*	1,588	446
Kenny Anderson (1990-91)	1,497	454
Jarrett Jack (2003-present)	1,265	543
Drew Barry (1993-96)	1,253	724

*Only Tech players to have 1,000 points, 500 rebounds and 400 assists



MALCOLM MACKEY

CAREER LEADERS

Scoring Average

1. Rich Yunkus (1969-71).....	26.6
2. Kenny Anderson (1990-91).....	23.0
3. Sammy Drummer (1978-79).....	22.3
4. Dennis Scott (1988-90).....	21.4
5. Roger Kaiser (1959-61).....	20.4
6. Matt Harpring (1995-98).....	17.9
7. Phil Wagner (1966-68).....	17.7
8. Mark Price (1983-86).....	17.4
James Forrest (1992-95).....	17.4
10. Jason Collier (1999-00).....	17.1
11. Tom Hammonds (1986-89).....	16.9
12. Travis Best (1992-95).....	16.6
13. Jon Barry (1991-92).....	16.6
14. Bud Blemker (1957-59).....	16.2
15. Tico Brown (1977-79).....	16.1
16. Terry Randall (1957-59).....	15.4
17. Jim Caldwell (1963-65).....	15.0
18. Brian Oliver (1987-90).....	14.6
19. Brook Steppe (1979-80,82).....	14.4
20. Duane Ferrell (1985-88).....	14.3

Rebounds

1. Malcolm Mackey (1990-93).....	1205
2. Alvin Jones (1998-01).....	1075
3. Matt Harpring (1995-98).....	997
4. Jim Caldwell (1963-65).....	993
5. Rich Yunkus (1969-71).....	955
6. Tom Hammonds (1986-89).....	885
7. James Forrest (1992-95).....	846
8. John Salley (1983-86).....	798
9. Eddie Elisma (1994-97).....	762
10. Bruce Dalrymple (1984-87).....	744
11. Jim Wood (1974-77).....	740
12. Gani Lawal (2008-10).....	712
13. Jeremis Smith (2005-08).....	708
14. Lenny Horton (1977-80).....	704
15. Michael Maddox (1995-98).....	687
16. Duane Ferrell (1985-88).....	680
17. Ivano Newbill (1991-94).....	654
18. Luke Schenscher (2002-05).....	640
19. Dave Denton (1958-60).....	621
20. Alan Nass (1961-63).....	615

Rebound Average

1. Jim Caldwell (1963-65).....	12.9
2. Rich Yunkus (1969-71).....	11.4
3. Lenny Cohen (1955-57).....	10.3
4. Malcolm Mackey (1990-93).....	9.3
5. Dave Denton (1958-60).....	8.9
6. Bobby Kimmel (1954-57).....	8.7
Alvin Jones (1998-01).....	8.7
8. Jason Collier (1999-00).....	8.3
9. Matt Harpring (1995-98).....	8.0
10. Alan Nass (1961-63).....	7.9
11. Mike Green (1975-76).....	7.8
12. Frank Inman (1957-58).....	7.5
13. James Forrest (1992-95).....	7.4
14. Tom Hammonds (1986-89).....	7.2
Gani Lawal (2008-10).....	7.2
16. Jim Wood (1974-77).....	7.0
17. Yvon Joseph (1983-85).....	6.9
Matt Geiger (1991-92).....	6.9
19. Ed Nelson (2002-03).....	6.7
20. Lenny Horton (1977-80).....	6.6

Field Goals

1. Rich Yunkus (1969-71).....	874
2. Tom Hammonds (1986-89).....	853
3. Mark Price (1983-86).....	848
4. James Forrest (1992-95).....	812
5. Matt Harpring (1995-98).....	753
6. Dennis Scott (1988-90).....	744
7. Duane Ferrell (1985-88).....	720
8. Malcolm Mackey (1990-93).....	708
9. Travis Best (1992-95).....	703
10. Brian Oliver (1987-90).....	680
11. Bruce Dalrymple (1984-87).....	614
12. John Salley (1983-86).....	595
13. Roger Kaiser (1959-61).....	591
14. B.J. Elder (2002-05).....	587
15. Kenny Anderson (1990-91).....	561
16. Tico Brown (1977-79).....	544
17. Tony Akins (1999-02).....	529
18. Lenny Horton (1977-80).....	514
19. Bud Blemker (1957-59).....	501
20. Michael Maddox (1995-98).....	496

Field Goal Attempts

1. Mark Price (1983-86).....	1740
2. Rich Yunkus (1969-71).....	1724
3. Dennis Scott (1988-90).....	1645
4. Matt Harpring (1995-98).....	1621
5. James Forrest (1992-95).....	1614
6. Travis Best (1992-95).....	1540
7. Tom Hammonds (1986-89).....	1506
8. B.J. Elder (2002-05).....	1376
9. Tony Akins (1999-02).....	1369
10. Roger Kaiser (1959-61).....	1362
11. Duane Ferrell (1985-88).....	1340
12. Brian Oliver (1987-90).....	1317
13. Malcolm Mackey (1990-93).....	1299
14. Bud Blemker (1957-59).....	1298
15. Bruce Dalrymple (1984-87).....	1269
16. Bobby Kimmel (1954-57).....	1262
17. Jim Wood (1974-77).....	1231
18. Kenny Anderson (1990-91).....	1185
19. Mike Bottorff (1974-76).....	1164
20. Jim Caldwell (1963-65).....	1139
Tico Brown (1977-79).....	1139

Field Goal Percentage

1. Lee Goza (1981-82).....	620
2. Bill Mayer (1958-60).....	612
3. John Salley (1983-86).....	587
4. Matt Geiger (1991-92).....	582
5. Lenny Horton (1977-80).....	569
6. Tom Hammonds (1986-89).....	566
7. Eddie Elisma (1994-97).....	551
8. Yvon Joseph (1984-85).....	549
9. Gani Lawal (2008-10).....	548
10. Malcolm Mackey (1990-93).....	545
11. Luke Schenscher (2002-05).....	542
12. Bill Allgood (1977-78).....	540
13. Duane Ferrell (1985-88).....	537
14. Alade Aminu (2006-09).....	533
15. Jeremis Smith (2005-08).....	532
16. Stan Guth (1965-67).....	521
17. Brian Oliver (1987-90).....	516
Anthony Byrd (1982-84).....	516
Brook Steppe (1979-80,82).....	516
20. Tommy Wilson (1968-70).....	508

3-Point Field Goals

1. Dennis Scott (1988-90).....	351
2. Tony Akins (1999-02).....	301
3. Travis Best (1992-95).....	258
Anthony Morrow (2005-08).....	258
5. Marvin Lewis (2001-04).....	239
6. B.J. Elder (2002-05).....	222
7. Matt Harpring (1995-98).....	211
8. Drew Barry (1993-96).....	179
9. Jon Barry (1991-92).....	176
Lewis Clinch (2006-09).....	176
11. Jason Floyd (1997-00).....	169
12. Shaun Fein (2000-01).....	140
13. Michael Maddox (1995-98).....	133
14. Mfon Udofia (2010-13).....	117
15. Kenny Anderson (1990-91).....	113
16. Iman Shumpert (2009-11).....	111
17. T.J. Vines (1998-01).....	108
18. Brian Oliver (1987-90).....	105
19. Glen Rice, Jr. (2010-12).....	100
20. Jarrett Jack (2003-05).....	93

3-Point Field Goal Attempts

1. Dennis Scott (1988-90).....	831
2. Tony Akins (1999-02).....	812
3. Travis Best (1992-95).....	656
4. Marvin Lewis (2001-04).....	623
5. Anthony Morrow (2005-08).....	613
6. B.J. Elder (2002-05).....	600
7. Matt Harpring (1995-98).....	585
8. Jason Floyd (1997-00).....	522
9. Drew Barry (1993-96).....	485
10. Lewis Clinch (2006-09).....	481
11. Jon Barry (1991-92).....	474
12. Shaun Fein (2000-01).....	368
13. Mfon Udofia (2010-13).....	367
14. Iman Shumpert (2009-11).....	364
15. Michael Maddox (1995-98).....	353
16. T.J. Vines (1998-01).....	325
17. Kenny Anderson (1990-91).....	302
18. Glen Rice, Jr. (2010-12).....	289
19. Brian Oliver (1987-90).....	273
20. Jarrett Jack (2003-05).....	259

3-Point Field Goal Pct.

1. Mark Price (1983-86*).....	440
2. Dennis Scott (1988-90).....	422
3. Anthony Morrow (2005-08).....	421
4. Anthony Byrd (1982-84*).....	404
5. Bryan Hill (1991-93).....	398
6. Travis Best (1992-95).....	393
7. Craig Neal (1984-88).....	388
8. Brian Oliver (1987-90).....	385
9. Marvin Lewis (2001-04).....	384
10. Fred Vinson (1992, 94).....	383
11. Shaun Fein (2000-01).....	380
12. Michael Maddox (1995-98).....	377
13. Kenny Anderson (1990-91).....	374
14. Jon Barry (1991-92).....	371
Tony Akins (1999-02).....	371
Stephon Marbury (1996).....	370
B.J. Elder (2002-05).....	370
18. Drew Barry (1993-96).....	369
19. Lewis Clinch (2006-09).....	366
20. Jason Collier (1999-00).....	362

*3-pt line of 17ft-9in for 1982-83 season;
no 3-pt shot from 1983-86; 19ft-9in from
1986-87 through 2007-08.

Free Throws

1. Matt Harpring (1995-98).....	508
2. Rich Yunkus (1969-71).....	484
3. Roger Kaiser (1959-61).....	446
4. Bobby Kimmel (1954-57).....	424
Mark Price (1983-86).....	424
6. Alvin Jones (1998-01).....	412
7. John Salley (1983-86).....	397
8. Travis Best (1992-95).....	393
9. Brian Oliver (1987-90).....	383
10. Tom Hammonds (1986-89).....	374
11. Duane Ferrell (1985-88).....	368
12. Jarrett Jack (2003-05).....	360
13. James Forrest (1992-95).....	351
14. Bruce Dalrymple (1984-87).....	348
15. Lenny Horton (1977-80).....	338
16. Malcolm Mackey (1990-93).....	318
17. Gary Phillips (1953-57).....	305
18. Tony Akins (1999-02).....	299
19. Terry Randall (1957-59).....	293
20. Phil Wagner (1966-68).....	291

Free Throw Attempts

1. Alvin Jones (1998-01).....	718
2. Matt Harpring (1995-98).....	675
3. John Salley (1983-86).....	627
4. Rich Yunkus (1969-71).....	614
5. Bobby Kimmel (1954-57).....	593
6. Roger Kaiser (1959-61).....	520
7. Brian Oliver (1987-90).....	516
8. Malcolm Mackey (1990-93).....	512
9. Gary Phillips (1953-57).....	509
10. James Forrest (1992-95).....	506
11. Duane Ferrell (1985-88).....	502
12. Mark Price (1983-86).....	499
13. Gani Lawal (2008-10).....	498
14. Bruce Dalrymple (1984-87).....	488
15. Travis Best (1992-95).....	486
16. Tom Hammonds (1986-89).....	462
17. Jarrett Jack (2003-05).....	452
Jeremis Smith (2005-08).....	452
19. Lenny Horton (1977-80).....	427
20. Tony Akins (1999-02).....	396

Free Throw Percentage

1. Anthony Morrow (2005-08).....	867
2. Roger Kaiser (1959-61).....	858
3. R.D. Craddock (1963-65).....	851
4. Mark Price (1983-86).....	850
5. Marvin Lewis (2001-04).....	840
6. Steve Sherbak (1973-74).....	837
7. Tom Hammonds (1986-89).....	810
8. Travis Best (1992-95).....	809
9. Ray Schnitzer (1974-77).....	807
10. Bud Blemker (1957-59).....	807
11. Bob Seemer (1968-70).....	806
12. Phil Wagner (1966-68).....	800
Dave Clark (1966-68).....	800
Keith Weekly (1961).....	800
15. Terry Randall (1957-59).....	796
Jarrett Jack (2003-05).....	796
17. Lenny Horton (1977-80).....	792
18. Rich Yunkus (1969-71).....	788

19. Kenny Anderson (1990-91).....	787
Maurice Miller (2008-11).....	787

Assists

1. Drew Barry (1993-96).....	724
2. Travis Best (1992-95).....	692
3. Craig Neal (1984-88).....	659
4. Tony Akins (1999-02).....	560
5. Jarrett Jack (2003-05).....	543
6. Brian Oliver (1987-90).....	538
7. Mark Price (1983-86).....	510
8. Kenny Anderson (1990-91).....	454
9. Bruce Dalrymple (1984-87).....	446
10. Jim Thorne (1969-71).....	410
11. Iman Shumpert (2009-11).....	382
12. Maurice Miller (2008-11).....	342
13. John Salley (1983-86).....	319
14. Jon Barry (1991-92).....	317
15. Duane Ferrell (1985-88).....	289
Matt Harpring (1995-98).....	289
17. Dennis Scott (1988-90).....	285
18. Mfon Udofia (2010-13).....	283
19. Phil Wagner (1966-68).....	265
20. Karl Brown (1989-90).....	233

Assist Average

1. Kenny Anderson (1990-91).....	7.0
2. Drew Barry (1993-96).....	6.2
3. Travis Best (1992-95).....	5.6
4. Jarrett Jack (2003-05).....	5.4
5. Craig Neal (1984-88).....	5.2
6. Jim Thorne (1969-71).....	4.9
Jon Barry (1991-92).....	4.9
8. Tony Akins (1999-02).....	4.6
9. Brian Oliver (1987-90).....	4.2
10. Iman Shumpert (2009-11).....	4.1
11. Mark Price (1983-86).....	4.0
Phil Wagner (1966-68).....	4.0

Steals

1. Mark Price (1983-86).....	240
2. Bruce Dalrymple (1984-87).....	227
3. Travis Best (1992-95).....	217
4. Iman Shumpert (2009-11).....	207
5. Drew Barry (1993-96).....	193
6. Jarrett Jack (2003-05).....	183
7. Matt Harpring (1995-98).....	176
8. Tony Akins (1999-02).....	173
9. Kenny Anderson (1990-91).....	168
10. Dennis Scott (1988-90).....	150
11. Brian Oliver (1987-90).....	140
12. Jeremis Smith (2005-08).....	135
13. Maurice Miller (2008-11).....	130
14. Isma'il Muhammad (2002-05).....	129
15. George Thomas (1980-83).....	127
Craig Neal (1984-88).....	127
17. Marvin Lewis (2001-04).....	125
18. Jon Barry (1991-92).....	124
19. Duane Ferrell (1985-88).....	119
Mario West (2004-07).....	119

Blocked Shots

1. Alvin Jones (1998-01).....	425
2. John Salley (1983-86).....	243
3. Daniel Miller (2011-present).....	206
4. Malcolm Mackey (1990-93).....	199
5. Eddie Elisma (1994-97).....	174
6. Luke Schenscher (2002-05).....	157
7. Gani Lawal (2008-10).....	127
8. Alade Aminu (2006-09).....	105
9. Ra'Sean Dickey (2005-07).....	96
10. Anthony McHenry (2002-05).....	95
11. Matt Geiger (1991-92).....	94
12. Michael Maddox (1995-98).....	93
13. James Forrest (1992-95).....	88
14. Antoine Ford (1985-87).....	87
15. Ivano Newbill (1991-94).....	82
Theodis Tarver (2003-06).....	82
17. Derrick Favors (2010).....	74
18. Tom Hammonds (1986-89).....	72
19. Jason Collier (1999-00).....	67
Chris Bosh (2003).....	67

Games Played

1. Malcolm Mackey (1990-93).....	130
Marvin Lewis (2001-04).....	130
Anthony McHenry (2002-05).....	130
4. Mfon Udofia (2010-13).....	128
5. Craig Neal (1984-88).....	127
Duane Ferrell (1985-88).....	127
Brian Oliver (1987-90).....	127
8. Mark Price (1983-86).....	126
Bruce Dalrymple (1984-87).....	126
Michael Maddox (1995-98).....	126
Isma'il Muhammad (2002-05).....	126
12. John Salley (1983-86).....	125
13. Travis Best (1992-95).....	124
Matt Harpring (1995-98).....	124
Alvin Jones (1998-01).....	124
T.J. Vines (1998-01).....	124
D'Andre Bell (2006-10).....	124
18. Tom Hammonds (1986-89).....	123
Ivano Newbill (1991-94).....	123
Anthony Morrow (2005-08).....	123

Games Started

1. Malcolm Mackey (1990-93).....	127
2. Mark Price (1983-86).....	126
Bruce Dalrymple (1984-87).....	126
4. John Salley (1983-86).....	125
5. Travis Best (1992-95).....	122
Tom Hammonds (1986-89).....	122
Duane Ferrell (1985-88).....	122

SEASON RECORDS

TECH • TEAM

Most games played: 38 in 2003-04
Most victories: 28 in 2003-04, 1989-90
Most ACC victories: 13 in 1995-96
Most home victories: 16 in 2006-07
Most losses: 23 in 1980-81
Most ACC losses: 14 in 2008-09
Longest winning streak: 15 games in 1985-86
Most points: 3,096 in 1989-90
Highest scoring average: 88.5 in 1989-90 (3,096 in 35 games)
Lowest scoring average: 55.7 in 1980-81 (1,503 in 27 games)
Largest scoring margin: +12.2 in 1978-79
Most field goals: 1,141 in 1989-90
Most field goals attempted: 2,302 in 1989-90
Highest field goal percentage: .546 in 1985-86
Lowest field goal percentage: .348 in 1955-56
Most 3-point field goals: 296 in 1995-96
Most 3-point field goals attempted: 776 in 1995-96
Highest 3-point field goal percentage: .423 in 1987-88
Most free throws: 656 in 1956-57
Fewest free throws: 287 in 1980-81
Most free throws attempted: 943 in 1956-57
Fewest free throws attempted: 459 in 1981-82
Best free throw percentage: .768 in 1976-77
Lowest free throw percentage: .611 in 1980-81
Most rebounds: 1,432 in 1991-92
Highest rebound average: 50.0 in 1958-59 (1,299 in 26 games)
Largest rebound margin: +5.8 in 2006-07
Most personal fouls: 795 in 2003-04
Fewest personal fouls: 414 in 1957-58
Most players fouled out: 29 in 1961-62
Fewest players fouled out: 5 in 2011-12
Most assists: 680 in 1987-88
Most blocked shots: 209 in 1997-98
Most steals: 338 in 2003-04

TECH • INDIVIDUAL

Most points: 970, Dennis Scott, 1989-90
Highest scoring average: 30.1, Rich Yunkus, 1970-71
Most field goals: 336, Dennis Scott, 1989-90
Most field goals attempted: 722, Dennis Scott, 1989-90
Highest field goal percentage: .639 (129-202), Eddie Elisma, 1995-96
Most 3-point field goals: 137, Dennis Scott, 1989-90
Most 3-point field goals attempted: 331, Dennis Scott, 1989-90
Highest 3-point field goal percentage: .480 (24-50), Bryan Hill, 1990-91
Most free throws: 187, Rich Yunkus, 1970-71
Most free throws attempted: 241, Rich Yunkus, 1970-71
Highest free throw percentage: .887 (63-71), Anthony Morrow, 2005-06
Most rebounds: 364, Jim Caldwell, 1963-64
Highest rebound average: 14.0, Jim Caldwell, 1963-64
Most assists: 303, Craig Neal, 1987-88
Most blocked shots: 141, Alvin Jones, 1997-98
Most steals: 89, Kenny Anderson, 1990-91
Most minutes played: 1,368, Dennis Scott, 1989-90
Most personal fouls: 127, Johnny McNeil, 1989-90
Most times fouled out: 10, Johnny McNeil, 1989-90; Pete Silas, 1950-51

SEASON RECORDS • FRESHMEN

Most points: 721, Kenny Anderson (1989-90)
Most points per game: 20.6, Kenny Anderson (1989-90)
Most rebounds: 278, Chris Bosh (2002-03)
Most rebounds per game: 9.0, Chris Bosh (2002-03)
Most field goals made: 283, Kenny Anderson (1989-90)
Most field goals attempted: 549, Kenny Anderson (1989-90)
Highest field goal percentage: .609, Tom Hammonds (1985-86)
Most 3-pt. field goals made: 98, Dennis Scott (1987-88)
Most 3-pt. field goals attempted: 238, Stephon Marbury (1995-96)
Highest 3-pt. field goal percentage: .471, Dennis Scott (1987-88)
Most free throws made: 127, Chris Bosh (2002-03)
Most free throws attempted: 186, Dion Glover (1997-98)
Highest free throw percentage: .877, Mark Price (1982-83)
Most assists: 285, Kenny Anderson (1989-90)
Most assists per game: 8.1, Kenny Anderson (1989-90)
Most steals: 79, Kenny Anderson (1989-90)
Most blocked shots: 141, Alvin Jones (1997-98)
Most minutes played: 1,345, Stephon Marbury (1995-96)
Most minutes per game: 37.7, Kenny Anderson (1989-90)

Top Scoring Tandems

No.	Player (Points)	Total	Year
1.	Dennis Scott (970) and Brian Oliver (724)	1,694	1989-90
2.	Stephon Marbury (679) and Matt Harpring (670)	1,349	1995-96
3.	Matt Harpring (691) and Dion Glover (608)	1,299	1997-98
4.	Dennis Scott (649) and Tom Hammonds (627)	1,276	1988-89
5.	Kenny Anderson (776) and Jon Barry (478)	1,254	1990-91
6.	Duane Ferrell (595) and Tom Hammonds (567)	1,162	1987-88
7.	Jon Barry (602) and Malcolm Mackey (553)	1,155	1991-92
9.	Mark Price (583) and John Salley (491)	1,074	1984-85
	James Forrest (586) and Travis Best (488)	1,074	1992-93
11.	Travis Best (607) and James Forrest (451)	1,058	1994-95
12.	Roger Kaiser (638) and Dave Denton (419)	1,057	1959-60
13.	B.J. Elder (568) and Jarrett Jack (474)	1,042	2003-04
14.	Mark Price (590) and John Salley (445)	1,035	1985-86
15.	Sammy Drummer (616) and Tico Brown (413)	1,029	1978-79
16.	Travis Best (532) and James Forrest (475)	1,007	1993-94
17.	Javaris Crittenton (460) and Thaddeus Young (445)	1,005	2006-07
18.	Sammy Drummer (568) and Tico Brown (435)	1,003	1977-78

Minimum 1,000 total points, 400 by each player

Top Rebounding Tandems

No.	Player (Rebounds)	Total	Year
1.	Gani Lawal (305) and Derrick Favors (303)	608	2009-10
2.	Malcolm Mackey (316) and Matt Geiger (254)	570	1991-92
3.	Matt Harpring (293) and Eddie Elisma (264)	557	1995-96
4.	Gani Lawal (294) and Alade Aminu (247)	541	2008-09
5.	Malcolm Mackey (306) and James Forrest (226)	532	1992-93
6.	Matt Harpring (302) and Michael Maddox (221)	523	1997-98
7.	Jason Collier (276) and Alvin Jones (241)	517	1999-00
8.	Lenny Cohen (288) and Bobby Kimmel (223)	511	1956-57
9.	Jim Caldwell (283) and Alan Nass (224)	507	1962-63
10.	Malcolm Mackey (262) and Dennis Scott (231)	493	1989-90
11.	Jim Wood (249) and Mike Green (232)	481	1974-75
	Chris Bosh (278) and Ed Nelson (203)	481	2002-03

Minimum 500 total rebounds, 200 by each player

Top Assist Tandems

No.	Player (Assists)	Total	Year
1.	Craig Neal (303) and Dennis Scott (116)	419	1987-88
2.	Jon Barry (207) and Travis Best (198)	405	1991-92
3.	Drew Barry (238) and Stephon Marbury (161)	399	1995-96
4.	Kenny Anderson (285) and Brian Oliver (111)	396	1989-90
5.	Brian Oliver (223) and Karl Brown (125)	348	1988-89
6.	Travis Best (176) and Drew Barry (164)	340	1992-93
7.	Drew Barry (181) and Travis Best (151)	332	1994-95
8.	Travis Best (167) and Drew Barry (141)	308	1993-94
9.	Mark Price (148) and Bruce Dalrymple (138)	286	1985-86
10.	Mark Price (150) and Bruce Dalrymple (135)	285	1984-85
11.	Kenny Anderson (169) and Jon Barry (110)	279	1990-91
	Craig Neal (121) and Bruce Dalrymple (108)	279	1986-87

Minimum 250 total assists, 100 by each player

ACC STATISTICAL LEADERS

INDIVIDUAL

Points Per Game	
1982-83	Mark Price20.3
1989-90	Dennis Scott.....27.7

Field Goal Percentage	
1984-85	John Salley627
2002-03	Chris Bosh560

3-Point Field Goal Percentage	
1987-88	Dennis Scott.....464
1992-93	Travis Best457
2005-06	Anthony Morrow429
2007-08	Anthony Morrow448

3-Point Field Goals Per Game	
1987-88	Dennis Scott.....3.1
1988-89	Dennis Scott.....3.6
1989-90	Dennis Scott.....3.9
2001-02	Tony Akins3.2

Free Throw Percentage	
1982-83	Mark Price877
1993-94	Travis Best864
1994-95	Travis Best847

Rebounds Per Game	
1999-00	Jason Collier.....9.2
2000-01	Alvin Jones10.4

Offensive Rebounds Per Game	
1992-93	Malcolm Mackey.....4.6
1996-97	Eddie Elisma3.96

Assists Per Game	
1987-88	Craig Neal9.5
1989-90	Kenny Anderson8.1
1993-94	Drew Barry5.9
1994-95	Drew Barry6.7
1995-96	Drew Barry6.6

Steals Per Game	
1990-91	Kenny Anderson3.0
2010-11	Iman Shumpert.....2.7

Blocks Per Game	
1983-84	John Salley2.3
1997-98	Alvin Jones4.3
1998-99	Alvin Jones3.5
1999-00	Alvin Jones2.5
2002-03	Chris Bosh2.2

Minutes Per Game	
1989-90	Dennis Scott.....39.1
1990-91	Kenny Anderson38.9
1993-94	Travis Best37.5
1995-96	Drew Barry37.5
1996-97	Matt Harpring37.6

TEAM

Points Allowed Per Game	
1979-8059.9

Field Goal Percentage Defense	
1991-92419
2003-04388

3-Pt. Field Goal Pct. Defense	
2003-04297

Free Throw Percentage	
1986-87760
1988-89758

3-Point Field Goals Per Game	
1989-907.4

3-Point Field Goal Percentage	
1991-92367
2001-02376

Blocked Shots Per Game	
1991-925.1
1997-986.3

Steals Per Game	
2006-079.9
2010-119.6

Turnover Margin	
1994-95+3.4
2010-11+2.9

SEASON LEADERS

Points

1. Dennis Scott (1989-90).....	970
2. Rich Yunkus (1970-71).....	815
3. Rich Yunkus (1969-70).....	814
4. Kenny Anderson (1990-91).....	776
5. Brian Oliver (1989-90).....	724
6. Kenny Anderson (1989-90).....	721
7. Matt Harpring (1997-98).....	691
8. Stephon Marbury (1995-96).....	679
9. Matt Harpring (1995-96).....	670
10. Dennis Scott (1988-89).....	649
11. Roger Kaiser (1959-60).....	638
12. Tom Hammonds (1988-89).....	627
13. Sammy Drummer (1978-79).....	616
14. Roger Kaiser (1960-61).....	608
Dion Glover (1997-98).....	608
16. Travis Best (1994-95).....	607
17. Rich Yunkus (1968-69).....	603
18. Jon Barry (1991-92).....	602
19. Duane Ferrell (1987-88).....	595
20. Mark Price (1985-86).....	590
21. James Forrest (1992-93).....	586
22. Mark Price (1984-85).....	583
23. Sammy Drummer (1977-78).....	568
Mark Price (1982-83).....	568
B.J. Elder (2003-04).....	568

Scoring Average

1. Rich Yunkus (1969-70).....	30.1
2. Dennis Scott (1989-90).....	27.7
3. Kenny Anderson (1990-91).....	25.9
4. Rich Yunkus (1970-71).....	25.5
5. Rich Yunkus (1968-69).....	24.1
6. Sammy Drummer (1978-79).....	23.7
7. Roger Kaiser (1960-61).....	23.4
8. Roger Kaiser (1959-60).....	22.8
9. Matt Harpring (1997-98).....	21.6
10. Brian Oliver (1989-90).....	21.3
11. Sammy Drummer (1977-78).....	21.0
12. Tom Hammonds (1988-89).....	20.9
13. Kenny Anderson (1989-90).....	20.6
14. Dennis Scott (1988-89).....	20.3
Mark Price (1982-83).....	20.3
16. Travis Best (1994-95).....	20.2
17. Phil Wagner (1967-68).....	19.6
18. Phil Wagner (1966-67).....	19.5
James Forrest (1992-93).....	19.5

Rebounds

1. Jim Caldwell (1963-64).....	364
2. Rich Yunkus (1970-71).....	356
3. Jim Caldwell (1964-65).....	346
4. Rich Yunkus (1969-70).....	323
5. Malcolm Mackey (1990-91).....	321
6. Malcolm Mackey (1991-92).....	316
7. Alvin Jones (2000-01).....	312
8. Malcolm Mackey (1992-93).....	306
9. Gani Lawal (2009-10).....	305
10. Derrick Favors (2009-10).....	303
11. Matt Harpring (1997-98).....	302
Alvin Jones (1998-99).....	302
13. Gani Lawal (2008-09).....	294
14. Matt Harpring (1995-96).....	293
15. Lenny Cohen (1956-57).....	288
16. Jim Caldwell (1962-63).....	283
17. Chris Bosh (2002-03).....	278
18. Jason Collier (1999-00).....	276
Rich Yunkus (1968-69).....	276
20. Alan Nass (1960-61).....	271

Rebound Average

1. Jim Caldwell (1963-64).....	14.0
2. Jim Caldwell (1964-65).....	13.8
3. Rich Yunkus (1969-70).....	12.0
4. Lenny Cohen (1956-57).....	11.1
Rich Yunkus (1970-71).....	11.1
6. Rich Yunkus (1968-69).....	11.0
7. Jim Caldwell (1962-63).....	10.9
Dave Denton (1957-58).....	10.9
9. Malcolm Mackey (1990-91).....	10.7
10. Alan Nass (1960-61).....	10.4
Alvin Jones (2000-01).....	10.4
12. Malcolm Mackey (1992-93).....	10.2
13. Alvin Jones (1998-99).....	9.7
14. Jim Wood (1974-75).....	9.6
15. Gani Lawal (2008-09).....	9.5
16. Alan Nass (1961-62).....	9.4
17. Matt Harpring (1997-98).....	9.4
18. Mike Green (1974-75).....	9.3

19. Jason Collier (1999-00).....	9.2
20. Malcolm Mackey (1991-92).....	9.0
Chris Bosh (2002-03).....	9.0

Field Goals

1. Dennis Scott (1989-90).....	336
2. Rich Yunkus (1969-70).....	317
3. Rich Yunkus (1970-71).....	314
4. Kenny Anderson (1989-90).....	283
5. Kenny Anderson (1990-91).....	278
6. Brian Oliver (1989-90).....	260
7. Sammy Drummer (1978-79).....	257
8. Tom Hammonds (1988-89).....	250
9. James Forrest (1992-93).....	246
10. Rich Yunkus (1968-69).....	243
11. Roger Kaiser (1959-60).....	237
12. Stephon Marbury (1995-96).....	235
13. Mark Price (1985-86).....	233
Matt Harpring (1995-96).....	233
15. Sammy Drummer (1977-78).....	232
16. Duane Ferrell (1987-88).....	230
Matt Harpring (1997-98).....	230
18. Tom Hammonds (1987-88).....	229
19. Dennis Scott (1988-89).....	227
20. Mark Price (1984-85).....	223

Field Goal Attempts

1. Dennis Scott (1989-90).....	722
2. Rich Yunkus (1970-71).....	691
3. Kenny Anderson (1990-91).....	636
4. Rich Yunkus (1969-70).....	568
5. Sammy Drummer (1978-79).....	556
6. Kenny Anderson (1989-90).....	549
7. Roger Kaiser (1960-61).....	517
8. Stephon Marbury (1995-96).....	514
9. Dennis Scott (1988-89).....	512
10. Sammy Drummer (1977-78).....	504
Brian Oliver (1989-90).....	504
Matt Harpring (1997-98).....	504
13. Roger Kaiser (1959-60).....	503
Dion Glover (1997-98).....	503
15. Bud Blemker (1957-58).....	471
16. Travis Best (1994-95).....	469
17. Jon Barry (1991-92).....	468
B.J. Elder (2003-04).....	468
19. Tom Hammonds (1988-89).....	465
Rich Yunkus (1968-69).....	465

Field Goal Percentage

1. Eddie Elisma (1995-96).....	639
2. Lee Goza (1981-82).....	636
3. Bill Mayer (1969-70).....	634
4. John Salley (1984-85).....	627
5. Ra'Sean Dickey (2004-05).....	621
6. Matt Geiger (1991-92).....	611
Derrick Favors (2009-10).....	611
8. Lenny Horton (1977-78).....	610
Lenny Horton (1978-79).....	610
10. Lee Goza (1980-81).....	609
Tom Hammonds (1985-86).....	609
12. John Salley (1985-86).....	606
13. Ra'Sean Dickey (2005-06).....	597
14. Jeremis Smith (2006-07).....	596
Ra'Sean Dickey (2006-07).....	596
16. Duane Ferrell (1985-86).....	595
17. John Salley (1983-84).....	589
18. Luke Schenscher (2001-02).....	587
19. Lenny Horton (1979-80).....	584
20. Kerry O'Brien (1979-80).....	580

3-Point Field Goals

1. Dennis Scott (1989-90).....	137
2. Dennis Scott (1988-89).....	116
3. Jon Barry (1991-92).....	99
4. Dennis Scott (1987-88).....	98
Tony Akins (2001-02).....	98
6. Stephon Marbury (1995-96).....	88
7. Marvin Lewis (2003-04).....	82
8. Anthony Morrow (2007-08).....	81
9. Travis Best (1992-93).....	80
10. Tony Akins (2000-01).....	78
Anthony Morrow (2005-06).....	78
12. Jon Barry (1990-91).....	77
Drew Barry (1995-96).....	77
B.J. Elder (2003-04).....	77
15. Mark Price (1982-83*).....	73
Travis Best (1994-95).....	73
17. Fred Vinson (1993-94).....	72
Shaun Fein (2000-01).....	72

19. Lewis Clinch (2008-09).....	71
20. Jason Floyd (1998-99).....	69

***3-pt line of 17ft-9in for 1982-83 season;
no 3-pt shot from 1983-86; 19ft-9in from
1986-87 through 2007-08.**

3-Point Field Goal Attempts

1. Dennis Scott (1989-90).....	331
2. Dennis Scott (1988-89).....	292
3. Jon Barry (1991-92).....	265
4. Tony Akins (2001-02).....	243
5. Stephon Marbury (1995-96).....	238
6. Jason Floyd (1998-99).....	211
7. Lewis Clinch (2008-09).....	210
8. Jon Barry (1990-91).....	209
Drew Barry (1995-96).....	209
10. Dennis Scott (1987-88).....	208
11. Marvin Lewis (2003-04).....	206
B.J. Elder (2003-04).....	206
13. Tony Akins (1998-99).....	198
14. Travis Best (1994-95).....	192
15. Matt Harpring (1996-97).....	190
16. Shaun Fein (1999-00).....	186
Tony Akins (2000-01).....	186
18. Tony Akins (1999-00).....	185
Kenny Anderson (1990-91).....	185
20. Shaun Fein (2000-01).....	182
Anthony Morrow (2005-06).....	182

3-Point Field Goal Pct.

1. Bryan Hill (1990-91).....	480
2. Chris Bosh (2002-03).....	478
3. Lewis Clinch (2006-07).....	476
4. Dennis Scott (1987-88).....	471
5. Travis Best (1992-93).....	457
6. Anthony Morrow (2007-08).....	448
7. Jarrett Jack (2004-05).....	442
8. Mark Price (1982-83*).....	440
9. Matt Harpring (1995-96).....	429
Anthony Morrow (2005-06).....	429
11. Drew Barry (1994-95).....	427
T.J. Vines (1998-99).....	427
13. Matt Causey (2007-08).....	424
14. Michael Maddox (1995-96).....	426
15. Tony Akins (2000-01).....	419
Thaddeus Young (2006-07).....	419
17. Anthony Morrow (2006-07).....	418
18. Craig Neal (1986-87).....	415
19. Dennis Scott (1989-90).....	414
20. Kenny Anderson (1989-90).....	410

Free Throws

1. Rich Yunkus (1970-71).....	187
2. Rich Yunkus (1969-70).....	180
3. Matt Harpring (1997-98).....	179
4. Roger Kaiser (1960-61).....	176
5. Roger Kaiser (1959-60).....	164
6. Dennis Scott (1989-90).....	161
7. Kenny Anderson (1990-91).....	155
8. Jarrett Jack (2003-04).....	154
9. Brian Oliver (1989-90).....	147
10. Bobby Kimmel (1956-57).....	143
11. Iman Shumpert (2010-11).....	141
12. Matt Harpring (1995-96).....	138
13. Mark Price (1984-85).....	137
14. Brook Steppe (1979-80).....	135
15. Alvin Jones (2000-01).....	133
16. Duane Ferrell (1987-88).....	131
17. Dave Denton (1959-60).....	129
Malcolm Mackey (1991-92).....	129
19. Chris Bosh (2002-03).....	127
Gani Lawal (2009-10).....	127

Free Throw Attempts

1. Rich Yunkus (1970-71).....	241
2. Alvin Jones (2000-01).....	223
3. Gani Lawal (2009-10).....	222
4. Matt Harpring (1997-98).....	221
5. Rich Yunkus (1969-70).....	217
6. Bobby Kimmel (1956-57).....	216
7. Brian Oliver (1989-90).....	204
8. Roger Kaiser (1960-61).....	203
Dennis Scott (1989-90).....	203
10. Alvin Jones (1998-99).....	201
11. Jarrett Jack (2003-04).....	192
12. Roger Kaiser (1959-60).....	190
13. Malcolm Mackey (1991-92).....	189

14. Kenny Anderson (1990-91).....	187
15. Dion Glover (1997-98).....	186
16. Lenny Cohen (1956-57).....	183
17. Dave Denton (1959-60).....	183
18. Matt Harpring (1995-96).....	181
19. Alvin Jones (1999-00).....	179
20. Gani Lawal (2008-09).....	177

Free Throw Percentage

1. Anthony Morrow (2005-06).....	887
2. Mark Price (1982-83).....	877
3. Maurice Miller (2010-11).....	871
4. R.D. Craddock (1963-64).....	876
5. Andy McCain (1971-72).....	869
6. Marvin Lewis (2000-01).....	868
7. Roger Kaiser (1959-60).....	867
8. Travis Best (1993-94).....	866
Jarrett Jack (2004-05).....	866
10. Roger Kaiser (1958-59).....	865
11. R.D. Craddock (1962-63).....	865
12. Dave Clark (1966-67).....	862
13. Keith Weekly (1961-62).....	859
Anthony Morrow (2007-08).....	859
15. Mark Price (1985-86).....	855
16. Steve Sherbak (1972-73).....	848
17. Anthony Morrow (2006-07).....	845
18. Travis Best (1994-95).....	847
19. Bob Seemer (1968-69).....	844
20. Jason Floyd (1998-99).....	842

Assists

1. Craig Neal (1987-88).....	303
2. Kenny Anderson (1989-90).....	285
3. Drew Barry (1995-96).....	238
4. Brian Oliver (1988-89).....	223
5. Jarrett Jack (2003-04).....	213
6. Jon Barry (1991-92).....	207
7. Travis Best (1991-92).....	198
8. Jarrett Jack (2002-03).....	185
9. Javaris Crittenton (2006-07).....	184
10. Drew Barry (1994-95).....	181
11. Travis Best (1992-93).....	176
Tony Akins (2001-02).....	176
13. Craig Neal (1986-87).....	171
14. Kenny Anderson (1990-91).....	169
15. Travis Best (1993-94).....	167
16. Drew Barry (1992-93).....	164
17. Jim Thorne (1969-70).....	163
18. Stephon Marbury (1995-96).....	161
19. Jim Thorne (1970-71).....	160
20. Iman Shumpert (2008-09).....	154

Assist Average

1. Craig Neal (1987-88).....	9.5
2. Kenny Anderson (1989-90).....	8.1
3. Brian Oliver (1988-89).....	7.0
4. Drew Barry (1994-95).....	6.7
5. Drew Barry (1995-96).....	6.6
6. Jarrett Jack (2002-03).....	6.0
7. Drew Barry (1993-94).....	5.9
8. Travis Best (1992-93).....	5.9
9. Jon Barry (1991-92).....	5.9
10. Craig Neal (1986-87).....	5.9
11. Travis Best (1993-94).....	5.8
Javaris Crittenton (2006-07).....	5.8
13. Travis Best (1991-92).....	5.7
Tony Akins (2001-02).....	5.7
15. Kenny Anderson (1990-91).....	5.6
Jarrett Jack (2003-04).....	5.6

Steals

1. Kenny Anderson (1990-91).....	89
2. Iman Shumpert (2010-11).....	85
3. Kenny Anderson (1989-90).....	79
4. Jarrett Jack (2003-04).....	74
5. Jon Barry (1991-92).....	71
6. Bruce Dalrymple (1985-86).....	70
Dion Glover (1997-98).....	70
8. Mark Price (1984-85).....	66
9. Bruce Dalrymple (1984-85).....	65
Drew Barry (1995-96).....	65
Javaris Crittenton (2006-07).....	65
12. Mark Price (1985-86).....	64
Iman Shumpert (2008-09).....	64
14. Stephon Marbury (1995-96).....	63
Matt Harpring (1995-96).....	63
16. Dennis Scott (1989-90).....	62
17. George Thomas (1982-83).....	60
Travis Best (1994-95).....	60

19. Tony Akins (2001-02).....	59
20. Travis Best (1993-94).....	58
Jarrett Jack (2004-05).....	58
Iman Shumpert (2009-10).....	58

Blocked Shots

1. Alvin Jones (1997-98).....	141
2. Alvin Jones (1998-99).....	107
3. Alvin Jones (2000-01).....	101
4. John Salley (1984-85).....	82
5. Alvin Jones (1999-00).....	76
6. Daniel Miller (2011-120).....	75
7. Derrick Favors (2009-10).....	74
8. John Salley (1983-84).....	67
Chris Bosh (2002-03).....	67
Daniel Miller (2010-11).....	67
11. Matt Geiger (1991-92).....	65
Eddie Elisma (1995-96).....	65
13. Daniel Miller (2012-13).....	64
14. Malcolm Mackey (1992-93).....	61
15. John Salley (1985-86).....	59
16. Luke Schenscher (2004-05).....	56
17. Alade Aminu (2008-09).....	55
18. Malcolm Mackey (1990-91).....	54
Eddie Elisma (1996-97).....	54
Luke Schenscher (2003-04).....	54

ANNUAL STATISTICAL LEADERS

Scoring Average

Season	Player	G	Pts	Avg
1952-53	Pete Silas.....	22	374	17.0
1953-54	Dick Lenholt.....	24	300	12.5
1954-55	Joe Helms.....	25	362	14.5
1955-56	Bobby Kimmel.....	23	433	18.8
1956-57	Bud Blemker.....	26	426	16.4
1957-58	Bud Blemker.....	26	452	17.4
1958-59	Bud Blemker.....	26	388	14.9
1959-60	Roger Kaiser.....	28	638	22.8
1960-61	Roger Kaiser.....	26	608	23.4
1961-62	Mike Tomasovich.....	26	342	13.2
1962-63	Jim Caldwell.....	26	357	13.7
1963-64	Jim Caldwell.....	26	363	14.0
1964-65	Jim Caldwell.....	25	434	17.4
1965-66	Phil Wagner.....	26	387	14.9
1966-67	Phil Wagner.....	21	410	19.5
1967-68	Phil Wagner.....	20	392	19.6
1968-69	Rich Yunkus.....	25	603	24.1
1969-70	Rich Yunkus.....	27	814	30.1
1970-71	Rich Yunkus.....	32	815	25.5
1971-72	Steve Post.....	26	394	15.2
1972-73	Steve Sherbak.....	25	369	14.8
1973-74	Jim Wood.....	25	278	11.1
1974-75	Jim Wood.....	26	389	15.0
1975-76	Jim Wood.....	27	398	14.7
1976-77	Tico Brown.....	28	460	16.4
1977-78	Sammy Drummer.....	27	568	21.0
1978-79	Sammy Drummer.....	26	616	23.7
1979-80	Brook Steppe.....	26	491	18.9
1980-81	Fred Hall.....	27	330	12.2
1981-82	Brook Steppe.....	25	445	17.8
1982-83	Mark Price.....	28	568	20.3
1983-84	Mark Price.....	29	452	15.6
1984-85	Mark Price.....	35	583	16.7
1985-86	Mark Price.....	34	590	17.4
1986-87	Duane Ferrell.....	29	520	17.9
1987-88	Tom Hammonds.....	30	567	18.9
1988-89	Tom Hammonds.....	30	627	20.9
1989-90	Dennis Scott.....	35	970	27.7
1990-91	Kenny Anderson.....	30	776	25.9
1991-92	Jon Barry.....	35	602	17.2
1992-93	James Forrest.....	30	586	19.5
1993-94	James Forrest.....	25	475	19.0
1994-95	Travis Best.....	30	607	20.2
1995-96	Stephon Marbury.....	36	679	18.9
1996-97	Matt Harpring.....	27	513	19.0
1997-98	Matt Harpring.....	32	691	21.6
1998-99	Jason Collier.....	25	430	17.2
1999-00	Jason Collier.....	30	509	17.0
2000-01	Tony Akins.....	30	436	14.5
2001-02	Tony Akins.....	31	528	17.0
2002-03	Chris Bosh.....	31	485	15.6
2003-04	B.J. Elder.....	38	568	14.9
2004-05	Jarrett Jack.....	32	497	15.5
2005-06	Anthony Morrow.....	28	449	16.0
2006-07	Javaris Crittenton.....	32	460	14.4
2007-08	Thaddeus Young.....	31	445	14.4
2008-09	Anthony Morrow.....	32	456	14.4
2009-10	Lewis Clinch.....	24	372	15.5
2010-11	Gani Lawal.....	36	471	13.1
2011-12	Iman Shumpert.....	31	537	17.3
2012-13	Glen Rice, Jr.....	21	274	13.0
	Marcus Georges-Hunt.....	31	334	10.8

Rebound Average

Season	Player	G	Reb	Avg
1952-53	Pete Silas.....	22	301	13.7
1953-54	record not available			
1954-55	Dick Lenholt.....	25	264	10.6
1955-56	Lenny Cohen.....	23	215	9.3
1956-57	Lenny Cohen.....	26	288	11.1
1957-58	Dave Denton.....	22	239	10.9
1958-59	Frank Inman.....	25	179	7.2
1959-60	Dave Denton.....	28	239	8.5
1960-61	Alan Nass.....	26	271	10.4
1961-62	Alan Nass.....	26	244	9.4
1962-63	Jim Caldwell.....	26	283	10.9
1963-64	Jim Caldwell.....	26	364	14.0
1964-65	Jim Caldwell.....	25	346	13.8
1965-66	Pete Thorne.....	26	184	7.1
1966-67	Pete Thorne.....	26	170	6.5
1967-68	Phil Wagner.....	20	132	6.6
1968-69	Rich Yunkus.....	25	276	11.0
1969-70	Rich Yunkus.....	27	323	12.0
1970-71	Rich Yunkus.....	32	356	11.1
1971-72	Carl Binns.....	24	156	6.5
1972-73	Andy McCain.....	24	193	8.0
1973-74	Harry Allen.....	25	153	5.9
1974-75	Jim Wood.....	26	249	9.6
1975-76	Mike Green.....	27	171	6.3
1976-77	Jim Wood.....	28	187	6.7
1977-78	Lenny Horton.....	27	202	7.5
1978-79	Lenny Horton.....	26	198	7.6
1979-80	Lenny Horton.....	26	170	6.5
1980-81	Lee Goza.....	27	177	6.6
1981-82	Brook Steppe.....	25	136	5.4
1982-83	John Salley.....	27	153	5.7
1983-84	Yvon Joseph.....	29	208	7.2
1984-85	John Salley.....	35	250	7.1
1985-86	John Salley.....	34	228	6.7
1986-87	Tom Hammonds.....	29	208	7.2
1987-88	Tom Hammonds.....	30	216	7.2
1988-89	Tom Hammonds.....	30	242	8.1
1989-90	Malcolm Mackey.....	35	262	7.5
1990-91	Malcolm Mackey.....	30	321	10.7
1991-92	Malcolm Mackey.....	35	316	9.0

1992-93	Malcolm Mackey.....	30	306	10.2
1993-94	James Forrest.....	25	198	7.9
1994-95	James Forrest.....	24	198	8.3
1995-96	Matt Harpring.....	36	293	8.1
1996-97	Matt Harpring.....	27	222	8.2
	Eddie Elisma.....	27	222	8.2
1997-98	Matt Harpring.....	32	302	9.4
1998-99	Alvin Jones.....	31	302	9.7
1999-00	Jason Collier.....	30	276	9.2
2000-01	Alvin Jones.....	30	312	10.4
2001-02	Ed Nelson.....	31	215	6.9
2002-03	Chris Bosh.....	31	278	9.0
2003-04	Luke Schenscher.....	38	252	6.6
2004-05	Luke Schenscher.....	32	235	7.3
2005-06	Jeremis Smith.....	28	230	8.2
2006-07	Jeremis Smith.....	32	190	5.9
2007-08	Jeremis Smith.....	32	227	7.1
2008-09	Gani Lawal.....	31	294	9.5
2009-10	Gani Lawal.....	36	305	8.5
2010-11	Iman Shumpert.....	31	184	5.9
2011-12	Glen Rice, Jr.....	21	141	6.7
2012-13	Daniel Miller.....	31	206	6.6

Field Goal Percentage

Season	Player	G	FG-FGA	Pct
1952-53	Bill Cohen.....	22	79-207	382
1953-54	Dick Lenholt.....	24	115-306	376
1954-55	Bill Cohen.....	25	94-252	373
1955-56	Bobby Kimmel.....	23	137-342	401
1956-57	Terry Randall.....	26	153-346	442
1957-58	Terry Randall.....	25	157-387	406
1958-59	Terry Randall.....	26	138-324	426
1959-60	Roger Kaiser.....	28	237-503	471
1960-61	Josh Powell.....	22	51-121	421
1961-62	Josh Powell.....	26	99-231	429
1962-63	Charlie Spooner.....	24	41-83	494
1963-64	R.D. Craddock.....	25	113-253	447
1964-65	R.D. Craddock.....	25	144-294	490
1965-66	Pete Caldwell.....	25	55-111	495
1966-67	Phil Wagner.....	21	164-291	564
1967-68	Stan Guth.....	17	58-108	537
1968-69	Rich Yunkus.....	25	243-465	523
1969-70	Bill Mayer.....	27	123-194	634
1970-71	Tommy Wilson.....	31	103-207	498
1971-72	Steve Post.....	26	146-271	539
1972-73	Andy McCain.....	24	152-308	493
1973-74	Jim Wood.....	25	119-257	463
1974-75	Jim Wood.....	26	167-327	510
1975-76	Mike Green.....	28	81-150	540
1976-77	Randy Foster.....	28	91-173	526
1977-78	Lenny Horton.....	27	107-175	611
1978-79	Lenny Horton.....	26	136-223	610
1979-80	Lenny Horton.....	26	171-293	584
1980-81	Lee Goza.....	27	106-174	609
1981-82	Lee Goza.....	26	70-110	636
1982-83	John Salley.....	27	104-207	502
1983-84	John Salley.....	29	126-214	589
1984-85	John Salley.....	35	193-308	627
1985-86	Tom Hammonds.....	34	168-276	609
1986-87	Tom Hammonds.....	29	206-362	569
1987-88	Tom Hammonds.....	30	229-403	568
1988-89	Brian Oliver.....	32	191-345	554
1989-90	Brian Oliver.....	34	260-504	516
1990-91	Malcolm Mackey.....	30	190-345	551
1991-92	Matt Geiger.....	35	165-270	611
1992-93	James Forrest.....	30	246-454	542
1993-94	Ivano Newbill.....	29	66-121	545
1994-95	Eddie Elisma.....	30	75-145	517
1995-96	Eddie Elisma.....	36	129-202	639
1996-97	Eddie Elisma.....	27	102-200	510
1997-98	Alvin Jones.....	33	80-161	497
1998-99	Alvin Jones.....	31	145-277	523
1999-00	Jason Collier.....	30	178-376	473
2000-01	Alvin Jones.....	30	134-278	482
2001-02	Ed Nelson.....	31	101-202	500
2002-03	Chris Bosh.....	31	168-300	560
2003-04	Isma'il Muhammad.....	38	96-203	570
2004-05	Ra'Sean Dickey.....	29	54-87	621
2005-06	Ra'Sean Dickey.....	28	148-248	597
2006-07	Ra'Sean Dickey.....	32	106-178	596
	Jeremis Smith.....	32	99-166	596
2007-08	Gani Lawal.....	32	90-158	570
2008-09	Gani Lawal.....	31	184-331	556
2009-10	Gani Lawal.....	36	179-293	611
2010-11	Daniel Miller.....	31	60-121	496
2011-12	Kammeon Holsey.....	31	121-205	590
2012-13	Kammeon Holsey.....	31	111-199	558

3-Point Field Goal Percentage

Season	Player	G	3P-3PA	Pct
1982-83	Mark Price.....	28	73-166	440
1986-87	Craig Neal.....	29	34-82	415
1987-88	Dennis Scott.....	32	98-208	471
1988-89	Brian Oliver.....	32	28-70	400
1989-90	Dennis Scott.....	35	137-331	414
1990-91	Bryan Hill.....	29	24-50	480
1991-92	Travis Best.....	35	56-145	386
1992-93	Travis Best.....	30	80-175	457
1993-94	Fred Vinson.....	29	72-181	398
1994-95	Drew Barry.....	27	50-117	427
1995-96	Matt Harpring.....	36	66-154	429
1996-97	Matt Harpring.....	27	65-190	342
1997-98	Jason Floyd.....	33	44-114	386
1998-99	T.J. Vines.....	31	44-103	427
1999-00	Jason Collier.....	30	31-84	369
2000-01	Tony Akins.....	30	78-186	419
2001-02	Tony Akins.....	31	98-243	403

2002-03	Chris Bosh.....	31	22-46	478
2003-04	Marvin Lewis.....	38	82-206	398
2004-05	Jarrett Jack.....	32	46-104	442
2005-06	Anthony Morrow.....	28	78-182	429
2006-07	Thaddeus Young.....	31	39-93	419
2007-08	Anthony Morrow.....	32	81-181	448
2008-09	Lewis Clinch.....	24	71-220	338
2009-10	Glen Rice, Jr.....	36	28-60	467
2010-11	Jason Morris.....	31	22-55	400
2011-12	Nick Foreman.....	30	10-26	385
2012-13	Jason Morris.....	18	13-31	419

Free Throw Percentage

Season	Player	G	FT-FTA	Pct.
1952-53	Howard Snead.....	22	74-104	712
1953-54	Johnny Harwell.....	24	45-65	692
1954-55	Bobby Kimmel.....	25	122-170	718
1955-56	Bobby Kimmel.....	23	159-207	768
1956-57	Bud Blemker.....	26	104-125	832
1957-58	Bud Blemker.....	26	88-111	793
1958-59	Roger Kaiser.....	26	106-127	835
1959-60	Roger Kaiser.....	28	164-190	864
1960-61	Roger Kaiser.....	26	176-203	867
1961-62	Josh Powell.....	26	66-84	786
1962-63	R.D. Craddock.....	26	64-74	865
1963-64	R.D. Craddock.....	25	113-137	825
1964-65	R.D. Craddock.....	25	92-105	876
1965-66	Pres Judy.....	26	63-77	818
1966-67	Phil Wagner.....	21	82-104	788
1967-68	Dave Clark.....	25	75-87	862
1968-69	Jim Thorne.....	24	55-70	786
1969-70	Bob Seemer.....	27	76-90	844
1970-71	Rich Yunkus.....	32	187-241	776
1971-72	Steve Post.....	26	102-129	791
1972-73	Andy McCain.....	24	53-61	869
1973-74	Ray Schnitzer.....	25	40-53	755
1974-75	Ray Schnitzer.....	26	92-115	800</

TEAM SEASON HIGHS

BALANCED SCORING

Seasons in which five players averaged in double figures.

1991-92

Jon Barry	17.2
Malcolm Mackey	15.8
James Forrest	13.3
Travis Best	12.3
Matt Geiger	11.8

1985-86

Mark Price	17.4
John Salley	13.1
Tom Hammonds	12.2
Duane Ferrell	12.1
Bruce Dalrymple	10.8

1964-65

Jim Caldwell	17.4
R.D. Craddock	15.2
Pres Judy	10.7
Ron Scharf	10.5
Charles Kenney	10.5

Most Points

1.	3096	1989-90
2.	2911	2003-04
3.	2888	1995-96
4.	2813	1991-92
5.	2621	2009-10
6.	2614	1987-88
7.	2566	1988-89
8.	2553	1985-86
9.	2518	1997-98
10.	2515	2006-07

Highest Scoring Average

1.	88.5	1989-90
2.	82.8	1966-67
3.	82.5	1990-91
4.	81.7	1987-88
5.	81.6	1969-70
6.	80.4	1991-92
7.	80.3	1965-66
8.	80.22	1995-96
9.	80.19	1988-89
10.	80.0	1994-95

Lowest Scoring Average

1.	55.7	1980-81
2.	57.0	1979-80
3.	59.4	1981-82
4.	60.2	2011-12
5.	61.5	1996-97
6.	62.5	1961-62
7.	64.3	1960-61
8.	64.3	2012-13
9.	67.3	1998-99
10.	67.8	2010-11

Highest Scoring Margin

1.	+12.2	1978-79
2.	+11.6	1985-86
3.	+9.5	1960-61
4.	+9.4	2003-04
5.	+9.2	2006-07
6.	+9.0	1984-85
7.	+7.69	1987-88
8.	+7.66	1989-90
9.	+7.4	2004-05
10.	+7.1	2009-10

Most Field Goals

1.	1141	1989-90
2.	1056	1991-92
3.	1031	1995-96
4.	1029	2003-04
5.	1008	1985-86
6.	996	1987-88
7.	966	1970-71
8.	957	1988-89
9.	948	2009-10
10.	944	1990-91

Most Field Goal Attempts

1.	2302	1989-90
2.	2213	2003-04
3.	2183	1991-92
4.	2161	1995-96
5.	2113	1970-71
6.	2064	2009-10
7.	2005	1997-98
8.	1995	1990-91
9.	1981	1987-88
10.	1978	1962-63

Highest Field Goal Pct.

1.	.546 (1008-1846)	1985-86
2.	.529 (623-1178)	1981-82
3.	.516 (943-1827)	1984-85
4.	.511 (841-1647)	1969-70
5.	.509 (792-1556)	1983-84
6.	.503 (996-1981)	1987-88
7.	.497 (794-1598)	1978-79
8.	.4964 (957-1928)	1988-89
9.	.4957 (1141-2302)	1989-90
10.	.49373 (905-1833)	1992-93

Lowest Field Goal Pct.

1.	.348 (579-1645)	1955-56
2.	.359 (683-1903)	1957-58
3.	.362 (678-1874)	1956-57
4.	.372 (612-1643)	1961-62
5.	.3765 (605-1607)	1960-61
6.	.3761 (689-1832)	1958-59
7.	.396 (590-1489)	1996-97
8.	.400 (775-1936)	1973-74
9.	.405 (752-1855)	2010-11
10.	.407 (731-1978)	1962-63

Most 3-Point Field Goals

1.	296	1995-96
2.	267	2003-04
3.	261	2001-02
4.	260	1989-90
5.	260	2000-01
6.	242	1999-00
7.	231	1997-98
8.	219	1998-99
9.	214	2007-08
10.	213	2009-10

Most 3-Point FG Attempts

1.	776	1995-96
2.	729	2003-04
3.	715	1997-98
4.	705	1999-00
5.	700	2000-01
6.	695	2001-02
7.	663	1998-99
8.	645	1989-90
9.	643	2010-11
10.	587	2009-10

Highest 3-Point FG Pct.

1.	.427 (112-265)	*1982-83
2.	.423 (154-364)	1987-88
3.	.403 (260-645)	1989-90
4.	.386 (154-399)	2005-06
5.	.385 (147-382)	1992-93
6.	.381 (296-776)	1995-96
7.	.377 (195-517)	1994-95
8.	.376 (261-695)	2001-02
9.	.375 (154-411)	1988-89
10.	.372 (214-575)	2007-08

Lowest 3-Point FG Pct.

1.	.290 (168-579)	1996-97
2.	.299 (192-643)	2010-11
3.	.312 (158-507)	2011-12
4.	.318 (173-544)	2012-13
5.	.323 (231-715)	1997-98
6.	.323 (159-492)	2008-09
7.	.330 (219-663)	1998-99
8.	.333 (190-570)	2004-05
9.	.343 (242-705)	1999-00
10.	.352 (178-506)	2002-03

*3-pt line of 17ft-9in for 1982-83 season;
no 3-pt shot from 1983-86; 19ft-9in from
1986-87 through 2007-08.

Most Free Throws

1.	656	1956-57
2.	586	2003-04
3.	582	1970-71
4.	562	1984-85
5.	554	1989-90
6.	537	1985-86
7.	530	1995-96
8.	527	1959-60
9.	523	1997-98
10.	521	1969-70

Fewest Free Throws

1.	287	1980-81
2.	298	1981-82
3.	308	2011-12
4.	312	1996-97
5.	318	2012-13
6.	337	1979-80
7.	350	1972-73
8.	374	1992-93
9.	379	1962-63
10.	380	2005-06

Most Free Throw Attempts

1.	943	1956-57
2.	847	2003-04
3.	825	1970-71
4.	794	1984-85
5.	782	1989-90
6.	779	2009-10
7.	766	1991-92
8.	766	1997-98
9.	754	1995-96
10.	749	1971-72

Fewest Free Throw Attempts

1.	459	1981-82
2.	462	1979-80
3.	470	1980-81
4.	471	2011-12
5.	477	1996-97
6.	479	1972-73
7.	501	2012-13
8.	512	1977-78
9.	516	1962-63
10.	529	1978-79

Highest Free Throw Pct.

1.	.768 (434-565)	1976-77
2.	.761 (404-531)	1967-68
3.	.760 (396-521)	1986-87
4.	.758 (496-654)	1988-89
5.	.754 (388-512)	1977-78
6.	.747 (395-529)	1978-79
7.	.743 (521-701)	1969-70
8.	.734 (379-516)	1962-63
9.	.7320 (407-556)	1966-67
10.	.7317 (461-630)	1960-61

Lowest Free Throw Pct.

1.	.611 (287-470)	1980-81
2.	.621 (412-663)	1988-89
3.	.630 (419-665)	2008-09
4.	.635 (318-501)	2012-13
5.	.649 (298-459)	1981-82
6.	.654 (312-477)	1996-97
7.	.654 (308-471)	2011-12
8.	.657 (512-779)	2009-10
9.	.660 (402-609)	1961-62
10.	.667 (380-570)	2005-06

Most Rebounds

1.	1432	1991-92
2.	1430	2009-10
3.	1422	2003-04
4.	1346	1989-90
5.	1318	1997-98
6.	1308	1970-71
7.	1308	1995-96
8.	1299	1959-60
9.	1255	1990-91
10.	1248	2004-05

Highest Rebound Margin

1.	+5.8	2006-07
2.	+4.7	2009-10
2.	+4.4	2005-06
3.	+4.0	1962-63
4.	+3.9	1976-77
5.	+3.58	1974-75
6.	+3.45	2002-03
7.	+3.45	2011-12
8.	+3.43	1984-85
9.	+3.3	1988-89
10.	+2.8	2012-13

Most Fouls

1.	795	2003-04
2.	721	2007-08
3.	674	1973-74
4.	670	2009-10
5.	669	2001-02
6.	665	2006-07
7.	648	2004-05
8.	645	2000-01
9.	639	2010-11
10.	618	1982-83

Fewest Fouls

1.	414	1957-58
2.	436	1996-97
3.	448	1981-82
4.	454	1968-69
5.	455	1955-56
6.	460	1993-94
7.	461	1992-93
8.	462	1962-63
9.	464	1959-60
10.	466	1956-57

Most Disqualifications

1.	29	1961-62
2.	28	1973-74
3.	28	1982-83
4.	27	1955-56
5.	27	1979-80
6.	26	1972-73
7.	24	1983-84
8.	24	1989-90
9.	22	1980-81
10.	20	1995-96
20	20	2000-01
20	20	2003-04

Fewest Disqualifications

1.	5	2011-12
2.	7	1960-61
3.	7	2008-09
4.	8	1992-93
8	8	1994-95
8	8	1996-97
8	8	2002-03
8	8	2010-11
9.	9	2012-13
10.	10	1977-78
10	10	1993-94
10	10	2004-05
10	10	2009-10

Most Assists

1.	680	1987-88
2.	662	1991-92
3.	653	1985-86
4.	631	1988-89
5.	629	1989-90
6.	622	1995-96
7.	589	1997-98
8.	588	1992-93
9.	579	2003-04
10.	578	1984-85

Highest Assist Average

1.	21.3	1987-88
2.	19.7	1988-89
3.	19.6	1992-93
4.	19.2	1985-86
5.	18.9	1991-92
6.	18.1	1986-87
7.	18.0	1989-90
8.	17.9	1965-66
9.	17.6	1969-70
10.	17.3	1995-96
17.3	17.3	1993-94

Most Steals

1.	338	2003-04
2.	316	2006-07
3.	297	2010-11
4.	288	1995-96
5.	288	2009-10
6.	269	2001-02
7.	265	2004-05
8.	265	2007-08
9.	256	1991-92
256	256	2008-09

Most Blocked Shots

1.	209	1997-98
2.	190	2009-10
3.	180	1991-92
4.	172	2003-04
5.	171	1998-99
6.	164	2002-03
7.	162	2004-05
8.	154	2008-09
9.	152	2011-12
10.	151	1992-93

GEORGIA TECH ANNUAL TEAM TOTALS

ALL GAMES

Year	G	FG	FGA	Pct	3P	3PA	Pct	FT	FTA	Pct	Reb	Avg	PF	Dq	A	TO	Bl	St	Pts	Avg
2012-13	31	751	1791	.426	173	544	.318	318	501	.635	1155	37.3	517	9	394	399	129	182	1993	64.3
2011-12	31	700	1639	.427	158	507	.312	308	471	.654	1087	35.1	513	5	340	448	152	161	1866	60.2
2010-11	31	752	1855	.405	192	643	.299	406	589	.689	1101	35.5	639	8	408	481	126	297	2102	67.8
2009-10	36	948	2064	.459	213	587	.363	512	779	.657	1430	39.7	670	10	508	591	190	288	2621	72.8
2008-09	31	815	1868	.436	159	492	.323	419	665	.630	1211	39.1	608	7	462	522	154	256	2208	71.2
2007-08	32	883	1873	.471	214	575	.372	502	717	.700	1087	34.0	721	15	480	490	112	265	2482	77.6
2006-07	32	935	1909	.490	201	540	.372	444	652	.681	1166	36.4	665	14	491	503	114	316	2515	78.6
2005-06	28	739	1608	.460	154	399	.386	380	570	.667	1042	37.2	609	18	411	499	116	244	2012	71.9
2004-05	32	849	1877	.452	190	570	.333	483	699	.691	1248	39.0	648	10	471	483	162	265	2371	74.1
2003-04	38	1029	2213	.465	267	729	.366	586	847	.692	1422	37.4	795	20	579	578	172	338	2911	76.6
2002-03	31	836	1857	.450	178	506	.352	447	656	.681	1188	38.3	582	8	484	469	164	243	2297	74.1
2001-02	31	834	1937	.431	261	695	.376	441	637	.692	1184	38.2	669	12	481	478	101	269	2370	76.5
2000-01	30	776	1822	.426	260	700	.371	457	662	.690	1125	37.5	645	20	488	474	136	238	2269	75.6
1999-00	30	725	1778	.408	242	605	.343	427	625	.683	1167	38.9	516	14	456	509	147	196	2119	70.6
1998-99	31	728	1772	.411	219	663	.330	412	663	.621	1145	36.9	508	15	423	536	171	190	2087	67.3
1997-98	33	882	2005	.440	231	715	.323	523	766	.683	1318	39.9	525	17	502	589	209	253	2518	76.3
1996-97	27	590	1489	.396	168	579	.290	312	477	.654	979	36.3	436	8	325	438	107	168	1660	61.5
1995-96	36	1031	2161	.477	296	776	.381	530	754	.703	1308	36.3	606	20	622	533	130	288	2888	80.2
1994-95	30	883	1879	.470	195	517	.377	439	610	.720	1062	35.4	467	8	531	399	115	252	2400	80.0
1993-94	29	807	1793	.450	187	525	.356	399	572	.698	1099	37.9	460	10	501	421	96	217	2200	75.9
1992-93	30	905	1833	.494	147	382	.385	374	547	.684	1130	39.2	461	8	588	485	151	191	2331	77.7
1991-92	35	1056	2183	.484	118	512	.367	513	766	.670	1432	40.9	611	12	662	-	180	256	2813	80.4
1990-91	30	944	1995	.473	183	504	.363	403	603	.668	1255	41.8	500	13	497	-	129	215	2474	82.5
1989-90	35	1141	2302	.496	260	645	.403	554	782	.708	1346	38.5	596	24	629	-	130	249	3096	88.5
1988-89	32	957	1928	.496	154	411	.375	496	654	.758	1184	37.0	573	16	631	-	73	178	2566	80.2
1987-88	32	996	1981	.503	154	364	.423	468	649	.721	1129	35.3	522	13	680	-	92	237	2614	81.7
1986-87	29	798	1633	.489	59	162	.364	396	521	.760	977	33.7	514	17	525	-	85	176	2051	70.7
1985-86	34	1008	1846	.546	-	-	-	537	738	.728	1115	32.8	559	13	653	-	124	238	2553	75.1
1984-85	35	943	1827	.516	-	-	-	562	794	.708	1168	33.3	558	11	578	-	120	232	2448	69.9
1983-84	29	792	1556	.509	-	-	-	439	622	.706	957	33.0	549	24	477	-	106	196	2023	69.8
1982-83	28	725	1603	.452	112	265	.427	447	640	.698	986	35.2	618	28	365	-	96	198	2009	71.8
1981-82	26	623	1178	.529	-	-	-	298	459	.649	718	27.6	448	11	293	-	37	118	1544	59.4
1980-81	27	607	1389	.437	-	-	-	287	470	.611	893	33.1	543	22	243	-	45	123	1503	55.7
1979-80	26	573	1169	.490	-	-	-	337	462	.729	712	27.4	583	27	299	-	27	152	1483	57.0
1978-79	26	794	1598	.497	-	-	-	395	529	.747	905	34.8	517	17	258	-	35	198	1983	76.3
1977-78	27	773	1592	.486	-	-	-	386	512	.754	889	32.9	507	10	267	-	36	168	1932	71.6
1976-77	28	766	1592	.481	-	-	-	434	565	.768	972	34.7	611	16	292	-	69	161	1966	70.2
1975-76	27	735	1529	.481	-	-	-	390	573	.681	888	32.9	520	18	283	-	-	-	1860	68.9
1974-75	26	776	1750	.443	-	-	-	382	571	.669	1162	44.6	524	14	298	-	-	-	1934	74.4
1973-74	26	775	1936	.400	-	-	-	385	540	.713	1081	41.6	674	28	312	-	-	-	1935	74.4
1972-73	25	779	1737	.448	-	-	-	350	479	.731	1023	41.0	586	26	355	-	-	-	1908	76.3
1971-72	26	684	1571	.435	-	-	-	507	749	.677	1006	38.7	587	18	295	-	-	-	1875	72.1
1970-71	32	966	2113	.457	-	-	-	582	825	.705	1125	35.2	578	18	497	-	-	-	2514	78.6
1969-70	27	841	1647	.511	-	-	-	521	701	.744	968	35.9	510	12	474	-	-	-	2203	81.6
1968-69	25	716	1543	.464	-	-	-	438	610	.718	926	37.0	454	17	308	-	-	-	1870	74.8
1967-68	25	721	1589	.454	-	-	-	404	531	.761	935	37.4	486	16	382	-	-	-	1846	73.8
1966-67	26	863	1748	.494	-	-	-	407	556	.732	854	37.5	503	19	434	-	-	-	2133	82.1
1965-66	26	811	1827	.444	-	-	-	466	641	.727	1036	39.8	530	21	466	-	-	-	2088	80.3
1964-65	25	721	1720	.419	-	-	-	408	558	.731	1059	42.4	478	19	166	-	-	-	1850	74.0
1963-64	26	748	1774	.422	-	-	-	448	622	.720	1203	46.3	503	21	-	-	-	-	1944	74.8
1962-63	26	731	1978	.407	-	-	-	379	516	.734	1207	46.4	462	12	-	-	-	-	1841	70.8
1961-62	26	612	1643	.372	-	-	-	402	609	.660	1139	43.8	530	29	-	-	-	-	1626	62.5
1960-61	26	605	1607	.376	-	-	-	461	630	.732	1086	41.8	474	7	-	-	-	-	1671	64.3
1959-60	28	706	1729	.408	-	-	-	527	742	.710	1236	44.1	464	16	-	-	-	-	1939	69.3
1958-59	26	689	1832	.376	-	-	-	499	696	.717	1299	50.0	508	19	-	-	-	-	1877	72.2
1957-58	26	683	1903	.359	-	-	-	452	649	.696	1215	46.7	414	19	-	-	-	-	1818	69.9
1956-57	26	678	1874	.362	-	-	-	656	943	.696	1173	45.1	466	21	-	-	-	-	2012	77.4
1955-56	23	579	1645	.348	-	-	-	501	748	.670	1027	44.7	455	27	-	-	-	-	1659	72.1

ACC GAMES ONLY

Year	G	FG	FGA	Pct	3P	3PA	Pct	FT	FTA	Pct	Reb	Avg	PF	dq	A	TO	Bl	St	Pts	Avg
2012-13	18	428	1036	.413	102	311	.328	172	271	.635	644	35.8	317	7	215	243	72	100	1130	62.8
2011-12	16	347	846	.410	91	272	.335	152	230	.661	526	32.9	266	2	170	216	63	86	937	58.6
2010-11	16	393	960	.409	106	334	.317	182	276	.659	552	34.5	341	4	220	224	59	153	1074	67.1
2009-10	16	415	956	.434	106	277	.383	196	317	.618	625	39.1	316	5	212	250	96	123	1132	70.8
2008-09	16	397	955	.416	99	288	.344	200	307	.651	595	37.2	334	6	226	280	89	130	1093	68.3
2007-08	16	438	931	.470	99	279	.355	263	380	.692	536	33.5	348	9	222	252	66	138	1238	77.4
2006-07	16	434	910	.477	88	256	.344	209	299	.699	523	32.7	343	9	223	242	50	144	1165	72.8
2005-06	16	411	896	.459	96	232	.414	203	299	.679	562	35.1	364	12	229	290	59	125	1121	70.1
2004-05	16	417	933	.447	82	272	.301	248	352	.705	597	37.3	342	7	225	249	72	132	1164	72.8
2003-04	16	405	903	.449	120	309	.388	280	392	.714	574	35.9	358	12	220	264	88	135	1210	75.6
2002-03	16	421	944	.446	81	249	.325	250	340	.735	583	36.4	320	7	227	234	88	113	1173	73.3
2001-02	16	424	964	.440	142	368	.386	227	322	.705	552	34.5	360	10	245	241	56	144	1217	76.1
2000-01	16	391	949	.412	132	356	.371	264	374	.706	561	35.1	347	11	230	251	70	107	1178	73.6
1999-00	16	342	890	.384	119	344	.346	212	321	.660	593	37.1	281	-	203	278	73	98	1015	63.4
1998-99	16	381	907	.420	115	344	.334	213	336	.634	551	34.4	281	8	224	279	73	98	1090	68.1
1997-98	16	403	977	.412	114	354	.322	239	346	.691	612	38.3	253	8	218	267	80	117	1159	72.4
1996-97	16	343	883	.388	101	353	.286	175	262	.668	534	33.4	258	5	170	224	50	93	962	60.1
1995-96	16	443	924	.479	140	355	.394	265	367	.722	581	46.3	254	6	270	213	60	112	1291	80.7
1994-95	16	440	978	.450	102	278	.367	200	272	.735	537	33.6	240	3	252	205	42	101	1182	73.9
1993-94	16	447	962	.465	113	291	.388	222	316	.703	571	35.7	258	5	284	210	44	109	1229	76.8
1992-93	16	462	942	.490	84	201	.418	171	242	.707	597	37.3	245	2	297	255	70	98	1179	73.7
1991-92	16	476	1012	.470	87	248	.351	199	293	.679	641	40.1	280	7	282	-	72	102	1238	77.4
1990-91	14	420	913	.460	83	236	.352	177	252	.702	541	38.6	251	6	218	-	53	96	1100	78.6
1989-90	14	437	911	.480	80	209	.383	228	302	.755	532	38.0	253	13	245	-	52	102	1210	86.4
1988-89	14	402	829	.485	62	179	.346	193	266	.726	473	33.8	256	-	254	-	25	77	1063	75.9
1987-88	14	440	878	.501	64	165	.388	190	269	.706	493	35.2	215	-	291	-	28	78	1134	81.0
1986-87	14	380	756	.503	37	74	.500	200	260	.769	434	31.0	241	-	232	-	32	90	995	71.1
1985-86	14	384	724	.530				227	310	.732	437	31.2	229	-	257	-	56	80	995	71.1
1984-85	14	332	730	.454				188	276	.681	449	32.1	220	-	205	-	42	76	912	65.1
1983-84	14	367	784	.468				178	250	.712	418	29.9	298	-	224	-	38	94	912	65.1
1982-83	14	322	749	.430				208	288	.722	450	32.1	314	-	159	-	39	76	920	65.1

Highest 3-Pt. FG Pct.

1. .381 (106-278).....	*1982-83
2. .379 (96-253).....	1986-87
3. .379 (196-517).....	2010-11
4. .374 (216-577).....	1989-90
5. .369 (178-482).....	1999-00

*3-pt line of 17-9 in effect only in 1982-83. Resumed at current distance in 1986-87.

Lowest 3-Point FG Pct.

1. .297 (218-733).....	2003-04
2. .300 (107-357).....	1987-88
3. .315 (202-641).....	2004-05
4. .315 (240-762).....	2009-10
5. .317 (175-552).....	2000-01
5. .319 (169-530).....	1992-93

Most Free Throws

1. 609.....	2007-08
2. 604.....	2003-04
3. 600.....	1971-72
4. 548.....	1965-66
5. 541.....	1957-58

Fewest Free Throws

1. 295.....	1981-82
2. 299.....	1975-76
3. 310.....	1977-78
4. 314.....	1996-97
5. 318.....	1993-94

Most Free Throw Att.

1. 909.....	2003-04
2. 867.....	2007-08
3. 828.....	1971-72
4. 779.....	1957-58
5. 777.....	2000-01

Fewest Free Throw Att.

1. 427.....	1981-82
2. 439.....	1975-76
3. 460.....	1977-78
4. 479.....	1996-97
5. 485.....	1993-94

Highest Free Throw Pct.

1. .740 (548-741).....	1965-66
2. .733 (481-656).....	1966-67
3. .725 (600-828).....	1971-72
4. .722 (459-636).....	1967-68
5. .720 (403-560).....	2011-12

Lowest Free Throw Pct.

1. .643 (382-594).....	1997-98
2. .646 (426-659).....	1995-96
3. .647 (442-683).....	1991-92
4. .654 (428-654).....	1963-64
5. .656 (318-485).....	1993-94

Most Rebounds

1. 1,418.....	2003-04
2. 1,340.....	1989-90
3. 1,336.....	1991-92
4. 1,315.....	1995-96
5. 1,306.....	1970-71

Most Assists

1. 612.....	1989-90
2. 602.....	1987-88
3. 601.....	1995-96
4. 580.....	1991-92
5. 552.....	1988-89

Most Steals

1. 308.....	1997-98
2. 303.....	1991-92
3. 293.....	1998-99
4. 292.....	1995-96
5. 284.....	2009-10

Most Blocked Shots

1. 209.....	1997-98
2. 180.....	1991-92
3. 172.....	2003-04
4. 171.....	1998-99
5. 164.....	2002-03

Most Fouls

1. 759.....	2003-04
2. 712.....	1984-85
3. 686.....	1989-90
4. 687.....	2009-10
5. 676.....	1985-86

OPPONENT ANNUAL TEAM TOTALS

ALL GAMES

Year	G	FG	FGA	Pct	3P	3PA	Pct	FT	FTA	Pct	Reb	Avg	PF	Dq	A	TO	Bl	St	Pts	Avg
2012-13	31	687	1715	.401	182	563	.323	377	566	.666	1069	34.5	480	6	383	391	131	191	1933	62.4
2011-12	31	669	1658	.403	199	573	.347	403	560	.720	980	31.6	490	11	376	347	103	211	1940	62.6
2010-11	31	701	1592	.440	196	517	.379	481	719	.669	1071	34.5	563	7	394	514	83	200	2079	67.1
2009-10	36	818	2129	.384	240	762	.315	489	734	.666	1259	35.0	687	14	472	547	547	113	284	65.7
2008-09	31	769	1848	.416	201	620	.324	477	703	.679	1143	36.9	591	11	428	503	85	269	2216	71.5
2007-08	32	804	1780	.452	215	636	.338	609	867	.702	1111	34.7	675	21	441	520	108	243	2432	76.0
2006-07	32	746	1702	.438	200	605	.331	530	753	.704	982	30.7	616	19	450	503	97	224	2222	69.4
2005-06	28	685	1555	.441	166	483	.344	483	704	.686	918	32.8	525	12	444	432	74	241	2019	72.1
2004-05	32	735	1882	.391	202	641	.315	461	700	.659	1170	36.6	651	11	402	483	128	226	2133	66.7
2003-04	38	865	2228	.388	218	733	.297	604	909	.664	1418	37.3	759	18	468	640	124	267	2552	67.2
2002-03	31	777	1830	.425	204	567	.360	407	591	.689	1081	34.9	597	15	469	462	131	241	2165	69.8
2001-02	31	804	1792	.449	239	672	.356	529	759	.697	1131	36.5	574	9	512	500	97	237	2376	76.6
2000-01	30	740	1816	.407	175	552	.317	532	777	.685	1199	40.0	605	23	434	483	109	200	2187	72.9
1999-00	30	782	1842	.425	178	482	.369	400	574	.697	1100	36.7	516	21	460	427	70	255	2142	71.4
1998-99	31	850	1982	.429	177	520	.340	361	524	.689	1222	39.4	613	24	499	466	112	293	2238	72.2
1997-98	33	899	2193	.410	202	599	.337	382	594	.643	1276	38.7	666	17	497	524	98	308	2382	72.2
1996-97	27	642	1459	.440	139	409	.340	314	479	.656	916	33.9	466	10	364	378	66	223	1737	64.3
1995-96	36	1027	2276	.451	255	693	.368	426	659	.646	1315	36.5	662	11	601	530	121	292	2735	76.0
1994-95	30	829	1838	.451	195	517	.367	359	505	.711	1098	36.6	554	14	492	501	102	198	2130	73.4
1993-94	29	814	1897	.429	184	510	.361	318	485	.656	1149	39.6	495	9	455	424	83	218	2224	74.1
1992-93	30	863	2017	.428	169	530	.319	362	525	.690	1049	36.5	487	11	488	398	99	263	2257	75.2
1991-92	35	993	2368	.419	172	524	.328	442	683	.647	1336	38.2	666	19	580	-	115	303	2608	74.5
1990-91	30	864	2051	.421	181	497	.364	401	562	.714	1182	39.4	438	8	494	-	108	228	2310	77.0
1989-90	35	1093	2394	.457	216	577	.374	426	608	.701	1340	38.3	686	-	612	-	104	214	2828	80.8
1988-89	32	911	1999	.456	139	407	.342	413	612	.675	1077	33.7	579	16	552	-	64	203	2374	74.2
1987-88	32	961	2085	.461	107	357	.300	338	503	.672	1157	36.2	588	14	602	-	63	226	2368	74.0
1986-87	29	759	1629	.466	96	253	.379	372	542	.686	909	31.3	531	14	473	-	64	232	1986	68.5
1985-86	34	885	1971	.449	-	-	-	392	555	.706	1031	30.3	676	18	490	-	63	236	2162	63.5
1984-85	35	885	1998	.443	-	-	-	362	509	.711	1048	29.9	712	30	484	-	74	251	2132	60.9
1983-84	29	751	1681	.447	-	-	-	369	521	.708	931	32.1	564	16	417	-	75	176	1871	64.5
1982-83	28	736	1587	.464	106	278	.381	471	685	.688	1011	36.1	649	23	327	-	84	188	2049	73.2
1981-82	26	641	1333	.481	-	-	-	295	427	.691	696	26.8	441	8	278	-	77	148	1579	60.7
1980-81	27	778	1558	.499	-	-	-	374	549	.681	897	33.2	503	8	346	-	67	200	1930	71.5
1979-80	26	549	1112	.494	-	-	-	460	644	.714	668	25.7	468	18	241	-	49	177	1558	59.9
1978-79	26	653	1427	.458	-	-	-	361	508	.711	864	33.2	489	9	328	-	43	126	1667	64.1
1977-78	27	735	1484	.495	-	-	-	310	460	.674	866	32.1	454	27	348	-	45	128	1780	65.9
1976-77	28	731	1520	.481	-	-	-	411	611	.673	861	30.8	579	12	313	-	68	141	1873	66.9
1975-76	27	768	1582	.485	-	-	-	299	439	.681	934	34.6	545	25	282	-	-	-	1835	68.0
1974-75	26	893	1911	.467	-	-	-	358	514	.696	1069	41.1	544	14	341	-	-	-	2144	82.5
1973-74	26	847	1725	.491	-	-	-	524	744	.704	1231	47.3	544	15	394	-	-	-	2218	85.3
1972-73	25	828	1741	.476	-	-	-	439	644	.682	1009	47.3	514	16	506	-	-	-	2095	83.3
1971-72	26	797	1709	.466	-	-	-	600	828	.725	1263	48.6	568	16	426	-	-	-	2194	84.4
1970-71	32	898	2076	.433	-	-	-	507	744	.681	1306	40.8	625	27	382	-	-	-	2303	72.0
1969-70	27	785	1712	.459	-	-	-	445	659	.675	909	33.7	519	28	377	-	-	-	2015	74.6
1968-69	25	714	1619	.441	-	-	-	393	580	.678	882	35.3	460	20	315	-	-	-	1821	72.8
1967-68	25	671	1491	.450	-	-	-	459	636	.722	1057	42.3	418	12	332	-	-	-	1801	72.0
1966-67	26	737	1585	.465	-	-	-	481	656	.733	943	41.3	428	14	325	-	-	-	1955	75.2
1965-66	26	726	1531	.474	-	-	-	548	741	.740	1153	44.3	480	21	-	-	-	-	2000	76.9
1964-65	25	696	1532	.454	-	-	-	455	634	.718	1105	44.2	438	14	-	-	-	-	1847	73.9
1963-64	26	731	1806	.405	-	-	-	428	654	.654	1298	49.9	472	20	-	-	-	-	1890	72.7
1962-63	26	650	1564	.416	-	-	-	404	596	.678	1103	42.4	432	11	-	-	-	-	1704	65.5
1961-62	26	612	1486	.412	-	-	-	465	681	.683	1189	45.7	462	15	-	-	-	-	1689	65.0
1960-61	26	605	1423	.425	-	-	-	452	663	.682	1114	42.9	447	15	-	-	-	-	1662	63.9
1959-60	28	624	1753	.356	-	-	-	426	628	.678	1332	47.6	518	20	-	-	-	-	1674	59.8
1958-59	26	652	1827	.357	-	-	-	477	706	.676	1292	49.7	501	14	-	-	-	-	1781	68.5
1957-58	26	679	1781	.381	-	-	-	367	543	.676	1159	44.6	477	21	-	-	-	-	1725	66.3
1956-57	26	682	1858	.367	-	-	-	541	779	.694	1103	42.4	557	29	-	-	-	-	1905	73.3
1955-56	23	618	1693	.365	-	-	-	499	748	.667	1098	47.7	454	19	-	-	-	-	1735	75.4

SINGLE-GAME RECORDS

TECH • TEAM

Most points in a game: 135 vs. Loyola Marymount (GT 135-94), 12-22-90
Most points in a game, both teams: 229 vs. Loyola Marymount (GT 135-94), 12-22-90
Most points in a loss: 112 vs. Wake Forest (WF 114-112, 2 ot), 3-8-07
Most points in a half: 82 vs. Loyola Marymount (2nd), 12-22-90
Most points in first half: 65 vs. Wofford, 11-29-82
Most points in one OT period: 18 vs. NC State, 2-25-96
Most points in all OT periods: 30 vs. Georgia (3 ot), 12-19-90; vs. Wake Forest (2 ot), 3-8-07
Fewest points: 3 vs. Vanderbilt (Vanderbilt 28, GT 3), 2-27-20
Largest victory margin: 59 vs. USC-Aiken (GT 119, USC-Aiken 60), 11-25-85
Largest defeat margin: 69 by Georgia (Georgia 78, GT 9), 1-22-1909
Most field goals: 52 vs. Furman, 2-8-66; USC-Aiken, 11-25-85
Most field goals attempted: 120 vs. Tampa, 1-2-53
Highest field goal percentage: .729 (35-48) vs. Presbyterian, 11-30-81
Lowest field goal percentage: .200 (13-65) vs. Arkansas, 11-30-61
Most 3-point field goals: 17 vs. Clemson, 1-24-01 (17-31)
Most 3-point field goals attempted: 37 vs. North Carolina (made 16), 2-10-96
Highest 3-point field goal percentage: .778 (7-9) vs. Texas, 11-27-91; vs. Maryland, 2-17-88; vs. Louisville, 1-6-88
Most free throws: 46 vs. Furman, 12-2-72
Most free throws attempted: 56 vs. Furman, 12-22-71
Highest free throw percentage: 1.000 vs. Maryland (18-18), 2-2-85
Lowest free throw percentage: .308 (4-13) vs. Illinois-Chicago, 11-25-05
Most rebounds: 77 vs. Baylor, 12-4-58
Most personal fouls: 38 (2 ot) vs. Wake Forest, 3-8-07; 37 (regulation) vs. Yale, 12-28-73
Most assists: 34 vs. Youngstown State, 12-29-93
Most blocked shots: 15 vs. University of the South, 12-13-82
Most steals: 24 vs. Florida A&M, 11-26-94
Fewest turnovers: 4 vs. LSU, 3-17-90; Wake Forest, 2-13-88

TECH • INDIVIDUAL

Most points: 50, Kenny Anderson vs. Loyola Marymount, 12-22-90
Most field goals: 18, Kenny Anderson vs. Loyola Marymount, 12-22-90; Rich Yunkus vs. Florida State, 1-24-70; vs. Georgia State, 2-17-70; Pres Judy vs. Florida State, 2-25-67
Most field goals attempted: 32, Dennis Scott vs. LSU, 3-17-90; Sammy Drummer vs. DePaul, 1-2-79
Highest field goal percentage (minimum 10 attempts): 1.000 (10-10), Matt Geiger vs. Clemson, 3-8-92
Most 3-point field goals: 11, Dennis Scott vs. Houston, 12-28-88
Most 3-point field goals attempted: 19, Dennis Scott vs. Houston, 12-28-88
Highest 3-point field goal percentage (minimum 5 attempts): 1.000 (5-5), Tony Akins vs. Davidson, 12-19-01
Most free throws: 19, Tom Hammonds vs. Iowa State, 3-18-88; Rich Yunkus vs. North Carolina, 2-14-70
Most free throws attempted: 22, Kenny Anderson vs. Georgia, 12-19-90
Highest free throw percentage (most attempts): 1.000 (15-15), Roger Kaiser vs. Oklahoma City, 2-14-59
Most rebounds: 27, Eric Crake vs. Georgia, 2-4-53
Most assists: 19, Craig Neal vs. Duke, 12-28-88
Most steals: 8, Kenny Anderson vs. Duke, 1-30-91
Most blocked shots: 11, Alvin Jones vs. Winthrop, 11-24-97

BY OPPONENT • TEAM

Most points in a game: 121 by UCLA (UCLA 121-90), 12-27-69
Most points in a Tech win: 108 by Clemson (GT 111-108), 1-24-01; Florida State (GT 111-108, 2 OT), 2-11-99
Most points in a half: 67 by Illinois (1st half), 11-23-01
Most points in first half: 67 by Illinois, 11-23-01
Most points in one OT period: 24 by Clemson, 2-5-92
Most points in all OT periods: 32 by Wake Forest, 3-8-07 (2 OT)
Fewest points: 6 by Auburn (GT 21-6), 2-27-14
Most field goals: 49 by UCLA, 12-27-69; NC State, 2-10-73
Most field goals attempted: 103 by Loyola Marymount, 12-22-90
Highest field goal percentage: .700 (28-40) by North Carolina, 1-23-82
Lowest field goal percentage: .163 (13-80) by Kentucky, 1-2-60
Most 3-point field goals: 15 by Louisville (26 attempts), 1-15-94; Presbyterian (31 attempts), 1-6-08
Most 3-point field goals attempted: 41 by NC State (made 12), 1-24-04
Highest 3-point field goal percentage (minimum 10 attempts): .786 (11-14) by Clemson, 1-12-11
Most free throws: 41 by Maryland, 1-25-06
Most free throws attempted: 52 by Rice, 12-16-63
Lowest free throw percentage: .250 (4-16) by George Washington, 3-18-05
Most rebounds: 68 by Tennessee, 1-24-59
Most assists: 28 by Maryland, 2-16-00
Most blocked shots: 13 by Duke, 2-5-05
Most steals: 18 by Maryland, 2-21-99

BY OPPONENT • INDIVIDUAL

Most points: 48, Rodney Monroe of NC State, 1-13-91
Most field goals: 18, Evers Burns of Maryland, 2-6-93
Most field goals attempted: 37, Rodney Monroe of NC State, 1-13-91
Most 3-point field goals: 10, Keke Hicks of Coastal Carolina, 11-28-94
Most 3-point field goals attempted: 18, Keke Hicks of Coastal Carolina, 11-28-94
Most free throws: 15, Tony Windis of Wyoming, 12-22-58; Nik Caner-Medley, Maryland, 1-25-06
Most free throws attempted: 19, Tony Windis of Wyoming, 12-22-58; Tyler Hansbrough, North Carolina, 2-15-06
Most rebounds: 26, Bob Lienhard of Georgia, 12-7-67
Most assists: 15, Chris Corchiani of NC State, 2-20-88; Ishmael Smith of Wake Forest, 3-8-07
Most blocked shots: 8, Cedric Lewis of Maryland, 2-13-91
Most steals: 9, Derrick Phelps of North Carolina, 2-2-92

30-Point Games

50	Kenny Anderson vs. Loyola Marymount (12-22-90)	32	Travis Best vs. East Carolina (12-3-94)
47	Rich Yunkus vs. Furman (1-15-70)	32	Michael Maddox vs. North Carolina (2-8-98)
47	Rich Yunkus vs. North Carolina (2-14-70)	32	Shaun Fein vs. Wofford (11-17-00)
42	Dennis Scott vs. Pittsburgh (12-4-89)	32	Lewis Clinch vs. Clemson (3-12-09)
42	Kenny Anderson vs. Howard (1-2-91)	32	Brian Oliver vs. Syracuse (11-27-10)
41	Rich Yunkus vs. Tulane (3-1-69)	31	Roger Kaiser vs. Furman (12-3-60)
41	Rich Yunkus vs. Florida State (1-24-70)	31	Dave Clark vs. NC State (2-12-66)
41	Kenny Anderson vs. Villanova (12-28-90)	31	Rich Yunkus vs. Pittsburgh (2-9-70)
40	Pres Judy vs. Florida State (2-25-67)	31	Rich Yunkus vs. Georgia (2-4-70)
40	Rich Yunkus vs. Georgia State (2-17-70)	31	Bob Seemer vs. Georgia (12-3-69)
40	Rich Yunkus vs. Georgia (12-4-70)	31	Tico Brown vs. Memphis State (1-17-77)
40	Tom Hammonds vs. Ga. State (1-10-89)	31	Lenny Horton vs. Wake Forest (1-26-80)
40	Dennis Scott vs. Minnesota (3-25-90)	31	Mark Price vs. Virginia (2-14-83)
40	Kenny Anderson vs. Georgia (12-19-90)	31	Duane Ferrell vs. DePaul (2-22-87)
39	Pete Silas vs. Furman (1-31-53)	31	Dennis Scott vs. George Washington (12-3-88)
39	Jim Wood vs. Georgia (3-5-75)	31	Tom Hammonds vs. Maryland (2-4-89)
39	Dennis Scott vs. Houston (12-28-88)	31	Dennis Scott vs. Duke (3-10-90)
38	Roger Kaiser vs. Kentucky (1-7-61)	31	Brian Oliver vs. Duke (3-10-90)
38	Rich Yunkus vs. UCLA (12-27-69)	31	Kenny Anderson vs. Michigan State (3-23-90)
37	Roger Kaiser vs. Ga. Southern (2-13-60)	31	Kenny Anderson vs. DePaul (3-15-91)
37	Pres Judy vs. NC State (1-14-67)	31	Malcolm Mackey vs. Ga. State (12-14-91)
37	Rich Yunkus vs. UTEP (12-20-68)	31	Matt Harpring vs. Florida State (2-18-98)
37	Rich Yunkus vs. Florida State (2-21-70)	31	Jason Floyd vs. Chas. Southern (11-16-98)
37	Rich Yunkus vs. Georgia (2-3-71)	31	Jason Floyd vs. Mount St. Mary's (12-30-98)
37	Rich Yunkus vs. Auburn (1-14-71)	31	Anthony Morrow vs. Tennessee St. (11-11-07)
37	Sammy Drummer vs. Campbell (2-26-79)	30	Jim Nolan vs. Oklahoma (2-21-48)
37	Dennis Scott vs. North Carolina (2-1-90)	30	Roger Kaiser vs. Louisiana State (2-8-60)
36	Phil Wagner vs. Tulane (1-6-68)	30	Mike Tomasovich vs. Tulane (2-12-62)
36	Rich Yunkus vs. Jacksonville (2-26-70)	30	Jim Caldwell vs. VMI (1-18-65)
36	Rich Yunkus vs. Auburn (1-17-70)	30	Phil Wagner vs. Georgia (12-7-67)
36	Sammy Drummer vs. Memphis (1-16-79)	30	Rich Yunkus vs. SMU (12-2-70)
36	Dennis Scott vs. Wake Forest (1-6-90)	30	Rich Yunkus vs. Jacksonville (2-8-69)
36	Dennis Scott vs. Duke (1-28-90)	30	Rich Yunkus vs. Clemson (1-20-71)
36	Dennis Scott vs. Maryland (2-13-90)	30	Tico Brown vs. East Carolina (2-17-79)
36	Dennis Scott vs. East Tennessee St. (3-15-90)	30	Sammy Drummer vs. So. Miss. (1-9-78)
36	James Forrest vs. Maryland (1-4-94)	30	Sammy Drummer vs. Georgia (1-11-78)
36	B.J. Elder vs. Clemson (1-27-04)	30	Mark Price vs. NC State (2-3-83)
35	Jim Caldwell vs. Texas Tech (12-30-64)	30	Tom Hammonds vs. Wake Forest (2-13-88)
35	Rich Yunkus vs. Clemson (1-6-71)	30	Tom Hammonds vs. East Carolina (1-4-89)
35	Sammy Drummer vs. Seton Hall (11-24-78)	30	Tom Hammonds vs. Wake Forest (1-7-89)
35	Brook Steppe vs. Virginia Tech (12-22-79)	30	Dennis Scott vs. Richmond (11-28-89)
35	Brook Steppe vs. Duke (2-20-82)	30	Dennis Scott vs. Pittsburgh (12-28-89)
35	Will Bynum vs. North Carolina (3-12-05)	30	Dennis Scott vs. Duke (1-11-90)
34	Joe Helms vs. Mississippi State (1-14-56)	30	Dennis Scott vs. Louisville (2-11-90)
34	Jim Caldwell vs. Furman (1-9-65)	30	Dennis Scott vs. LSU (3-17-90)
34	Duane Ferrell vs. Clemson (3-5-88)	30	Kenny Anderson vs. Minnesota (3-25-90)
34	Dennis Scott vs. Notre Dame (2-25-89)	30	Kenny Anderson vs. Maryland (2-13-91)
34	Brian Oliver vs. North Carolina (2-1-90)	30	James Forrest vs. Georgia State (12-12-92)
34	Brian Oliver vs. Clemson (3-3-90)	30	James Forrest vs. Coastal Carolina (11-28-94)
34	Gani Lawal vs. Penn State (12-3-08)	30	Travis Best vs. Maryland (2-4-95)
33	Terry Randall vs. Furman (12-8-56)	30	Drew Barry vs. North Carolina (2-10-96)
33	Jim Caldwell vs. Florida State (2-15-64)	30	Matt Harpring vs. Virginia (2-21-96)
33	Rich Yunkus vs. Florida State (2-18-69)	30	Matt Harpring vs. Coastal Carolina (12-17-97)
33	Rich Yunkus vs. Auburn (12-19-70)	30	Matt Harpring vs. North Carolina (2-8-98)
33	Brook Steppe vs. Ga. Southern (2-13-82)	30	Jason Collier vs. Florida State (2-11-99)
33	Mark Price vs. Virginia (3-12-83)	30	B.J. Elder vs. North Carolina (2-10-04)
33	Yvon Joseph vs. Central Michigan (12-17-83)	30	Will Bynum vs. Wake Forest (1-27-05)
33	Tom Hammonds vs. Iowa State (3-18-88)	30	Thaddeus Young vs. Wake Forest (3-8-07)
33	Brian Oliver vs. N.C. A&T (12-11-89)	30	Matt Causey vs. Virginia Tech (1-19-08)
33	Dennis Scott vs. Coastal Carolina (12-19-90)	30	Lewis Clinch vs. Miami (3-4-09)
33	Dennis Scott vs. North Carolina (2-28-90)	30	Iman Shumpert vs. North Carolina (1-16-10)
33	Malcolm Mackey vs. Morgan State (11-27-90)	30	Iman Shumpert vs. North Carolina (1-16-11)
33	Kenny Anderson vs. Virginia (2-19-91)		
33	Dion Glover vs. Seton Hall (3-11-98)		
33	Tony Akins vs. Florida State (2-21-00)		
33	Marvin Lewis vs. Florida State (1-14-03)		
32	Bud Blemker vs. Alabama (2-2-57)		
32	Roger Kaiser vs. Vanderbilt (1-16-60)		
32	Rich Yunkus vs. Jacksonville (1-6-69)		
32	Rich Yunkus vs. Georgia (12-5-68)		
32	Rich Yunkus vs. Tulane (2-23-70)		
32	Rich Yunkus vs. Tampa (2-26-71)		
32	Bob Murphy vs. Furman (12-22-71)		
32	Brook Steppe vs. Seton Hall (2-2-80)		
32	Sammy Drummer vs. Davidson (12-27-77)		
32	Dennis Scott vs. Georgia (12-16-89)		
32	Kenny Anderson vs. Pittsburgh (12-28-89)		
32	Dennis Scott vs. Clemson (1-25-90)		
32	Kenny Anderson vs. Notre Dame (2-24-90)		
32	Kenny Anderson vs. Fordham (12-8-90)		
32	Kenny Anderson vs. Wake Forest (1-6-91)		
32	Kenny Anderson vs. Clemson (1-24-91)		
32	Kenny Anderson vs. Duke (1-30-91)		
32	Jon Barry vs. Florida State (1-23-92)		
32	Travis Best vs. Georgia State (12-4-93)		

Rebounds

27	Eric Crake vs. Georgia (2-4-53)
26	Jim Caldwell vs. Georgia (12-2-63)
24	Pete Silas vs. Furman (1-31-53)
23	Jim Caldwell vs. Mississippi State (1-25-65)
22	Dick Lenholt vs. Georgia (2-17-55)
22	Dave Denton vs. Kentucky (1-27-58)
21	Frank Inman vs. Florida (2-23-59)
21	Jim Caldwell vs. Mississippi (1-11-64)
21	Jim Caldwell vs. Georgia (1-21-64)
20	Bill Cohen vs. Louisiana State (2-13-56)
20	Jim Caldwell vs. Florida State (2-15-64)
20	Jim Caldwell vs. Ohio State (1-2-65)
20	Mike Green vs. St. Bonaventure (12-27-74)
19	Pete Silas vs. Mississippi (2-7-53)
19	Lenny Cohen vs. Duke (11-30-56)
19	Dave Denton vs. Tulane (2-8-58)
19	Alan Nass vs. Georgia (12-1-60)
19	Jim Caldwell vs. Furman (12-3-62)
19	Jim Caldwell vs. Vanderbilt (1-13-63)
19	Jim Caldwell vs. Furman (1-9-65)
19	Jim Wood vs. Presbyterian (1-24-75)
19	Ivano Newbill vs. Tulane (12-27-90)
19	Malcolm Mackey vs. Ohio State (3-17-91)
19	Matt Geiger vs. St. Bonaventure (12-30-91)
19	Alvin Jones vs. Iona (12-27-98)

Field Goals

18	Rich Yunkus vs. Georgia State (2-17-70)
18	Rich Yunkus vs. Florida State (1-24-70)
18	Pres Judy vs. Florida State (2-25-68)
18	Kenny Anderson vs. Loyola Marymount (12-22-90)
17	Pete Silas vs. Furman (1-31-53)
17	Rich Yunkus vs. Tulane (3-1-69)
17	Rich Yunkus vs. Furman (1-15-70)
16	Roger Kaiser vs. Georgia Southern (2-3-60)
16	Rich Yunkus vs. Georgia (12-4-70)
16	Rich Yunkus vs. Georgia (2-3-71)
16	Rich Yunkus vs. UCLA (12-27-69)
16	Jim Wood vs. Georgia (3-5-75)
16	James Forrest vs. Maryland (1-4-94)
15	Last: Gani Lawal vs. Penn State (12-3-08)

Field Goal Attempts

32	Sammy Drummer vs. DePaul (1-2-79)
32	Dennis Scott vs. Louisiana State (3-17-90)
31	Jim Caldwell vs. Texas Tech (12-30-64)
30	Sammy Drummer vs. Georgia (1-11-78)
29	Pete Silas vs. Tampa (1-2-53)
29	Rich Yunkus vs. UTEP (12-20-68)
29	Rich Yunkus vs. SMU (12-10-69)
29	Rich Yunkus vs. UCLA (12-27-69)
29	Kenny Anderson vs. Howard (1-2-91)
28	Last: Glen Rice vs. Florida State (2-10-11)

3-Point Field Goals

11	Dennis Scott vs. Houston (12-28-88)
9	Dennis Scott vs. North Carolina (1-28-89)
9	Drew Barry vs. North Carolina (2-10-96)
9	Tony Akins vs. Florida State (2-21-00)
9	Lewis Clinch vs. Miami (3-4-09)
8	Mark Price vs. Virginia (3-12-83)
8	Dennis Scott vs. Georgia State (1-12-88)
8	Dennis Scott vs. Pittsburgh (12-4-89)
8	Fred Vinson vs. North Carolina (2-12-94)
7	Dennis Scott vs. Coastal Carolina (11-28-88)
7	Dennis Scott vs. North Carolina (3-1-89)
7	Brian Oliver vs. Wake Forest vs. (2-7-90)
7	Dennis Scott vs. Maryland (2-13-90)
7	Dennis Scott vs. North Carolina (2-28-90)
7	Dennis Scott vs. Minnesota (3-25-90)
7	Dennis Scott vs. UNLV (3-31-90)
7	Kenny Anderson vs. Howard (1-2-91)
7	Jon Barry vs. Wake Forest (1-18-92)
7	Shaun Fein vs. Wofford (11-17-00)
7	Shaun Fein vs. Clemson (1-24-01)
7	B.J. Elder vs. North Carolina (2-10-04)
7	B.J. Elder vs. Michigan (11-30-04)
7	Anthony Morrow vs. Michigan St. (11-30-05)
7	Anthony Morrow vs. Win-Salem St. (1-3-07)
7	Matt Causey vs. Virginia Tech (1-19-08)
7	Lewis Clinch vs. Florida State (3-13-09)

3-Point Field Goal Attempts

19	Dennis Scott vs. Houston (12-28-88)
18	Dennis Scott vs. North Carolina (1-28-89)
18	Lewis Clinch vs. Florida State (3-13-09)
17	Drew Barry vs. North Carolina (2-10-96)
16	Kenny Anderson vs. Howard (1-2-91)
16	Lewis Clinch vs. Miami (3-4-09)
15	Dennis Scott vs. North Carolina (3-10-89)
15	Dennis Scott vs. North Carolina (2-28-90)
15	Lewis Clinch vs. North Carolina (2-28-09)

Free Throws

19	Rich Yunkus vs. North Carolina (2-14-70)
19	Tom Hammonds vs. Iowa State (3-18-88)
18	Frank Samoylo vs. Georgia (2-2-72)
18	Kenny Anderson vs. Georgia (12-19-90)
17	Gani Lawal vs. Charlotte (1-2-10)
16	Bobby Kimmel vs. Canisius (12-31-55)
16	Roger Kaiser vs. Kentucky (1-25-60)
16	Rich Yunkus vs. Jacksonville (2-26-70)
16	Peanut Murphy vs. Furman (12-22-71)
15	Last time: Travis Best vs. Maryland (2-4-95)

Free Throw Attempts

22	Kenny Anderson vs. Georgia (12-19-90)
21	Tom Hammonds vs. Iowa State (3-18-88)
21	Jeremis Smith vs. Georgia (12-7-05)
20	Bobby Kimmel vs. Canisius (12-31-55)
20	Rich Yunkus vs. North Carolina (2-14-70)
20	Rich Yunkus vs. Jacksonville (2-26-70)
20	Frank Samoylo vs. Georgia (2-2-72)
20	Gani Lawal vs. Charlotte (1-2-10)
19	Terry Randall vs. Kentucky (1-5-57)
19	Roger Kaiser vs. Kentucky (1-30-61)
19	Peanut Murphy vs. Furman (12-22-71)
19	Alvin Jones vs. Charleston Southern (11-16-98)
19	Gani Lawal vs. Chattanooga (12-14-09)

Assists

19	Craig Neal vs. Duke (2-28-88)
18	Kenny Anderson vs. Pittsburgh (12-28-89)
17	Craig Neal vs. Virginia (2-25-88)
17	Kenny Anderson vs. North Carolina (2-1-90)
14	Mark Price vs. Monmouth (1-17-85)
14	Craig Neal vs. Duke (2-3-88)
14	Craig Neal vs. Maryland (2-8-88)
14	Craig Neal vs. NC State (2-20-88)
14	Brian Oliver vs. Clemson (1-25-89)
13	Steve Sherbak vs. Oklahoma City (2-28-73)
13	Craig Neal vs. North Carolina A&T (1-14-87)
13	Craig Neal vs. Maryland (2-17-88)
13	Kenny Anderson vs. Fordham (2-15-90)
13	Kenny Anderson vs. Morgan State (11-27-90)
13	Kenny Anderson vs. North Carolina (1-27-91)
13	Jon Barry vs. NC State (2-29-92)
13	Drew Barry vs. Virginia (1-22-95)
12	Last time: Iman Shumpert vs. Penn State (12-3-08)

Steals

8	Kenny Anderson vs. Duke (1-30-91)
7	Mark Price vs. Clemson (1-26-84)
7	Mark Price vs. Texas A&M (12-20-85)
7	Travis Best vs. Georgia State (12-12-92)
7	Stephon Marbury vs. Georgetown (11-22-95)
7	Jarrett Jack vs. NC State (3-14-03)
7	Javaris Crittenton vs. Clemson (2-3-07)
7	Iman Shumpert vs. Virginia Tech (2-25-11)
6	Mark Price vs. Clemson (3-7-86)
6	Bruce Dalrymple vs. Virginia (3-8-85)
6	George Thomas vs. Newberry (1-12-81)
6	Kenny Anderson vs. Georgia (12-19-90)
6	Kenny Anderson vs. Howard (1-2-91)
6	Matt Harpring vs. Florida A&M (11-26-94)
6	Travis Best vs. East Carolina (12-3-94)
6	Travis Best vs. Cincinnati (12-28-94)
6	Matt Harpring vs. Florida State (1-29-95)
6	Drew Barry vs. NC State (2-25-95)
6	Drew Barry vs. Manhattan (11-15-95)
6	Tony Akins vs. Kentucky (12-19-98)
6	Shaun Fein vs. Florida A&M (2-5-00)
6	Jarrett Jack vs. Hofstra (11-20-03)
6	Iman Shumpert vs. Clemson (2-22-09)
6	Iman Shumpert vs. Virginia Tech (3-6-10)
6	Iman Shumpert vs. Wake Forest (3-3-11)

Blocked Shots

11	Alvin Jones vs. Winthrop (11-24-97)
9	Alvin Jones vs. Georgetown (3-16-98)
9	Alvin Jones vs. Charleston So. (11-16-98)
8	Alvin Jones vs. Ga. Southern (1-28-98)
8	Alvin Jones vs. Delaware State (12-6-97)
8	Alvin Jones vs. Coastal Carolina (12-17-97)
8	Alvin Jones vs. Mt. St. Mary's (12-30-98)
8	Alvin Jones vs. Mercer (11-19-99)
8	Alvin Jones vs. Harvard (12-28-00)
8	Alvin Jones vs. Maryland (1-5-01)
7	Alvin Jones vs. North Texas (12-31-97)
7	Alvin Jones vs. Virginia (2-9-00)
7	John Salley vs. Wake Forest (2-10-85)
7	Matt Geiger vs. Virginia (3-13-92)
7	Eddie Elisma vs. Manhattan (11-15-95)
7	Daniel Miller vs. Charleston Southern (11-12-10)

ACC Game Highs

30-Point Games

37	Dennis Scott vs. North Carolina (2-1-90)
36	Dennis Scott vs. Wake Forest (1-6-90)
36	Dennis Scott vs. Duke (1-28-90)
36	Dennis Scott vs. Maryland (2-13-90)
36	James Forrest vs. Maryland (1-4-94)
36	B.J. Elder vs. Clemson (1-27-04)
35	Brook Steppe vs. Duke (2-20-82)
35	Will Bynum vs. North Carolina (3-12-05)
34	Duane Ferrell vs. Clemson (3-5-88)
34	Brian Oliver vs. North Carolina (2-1-90)
34	Brian Oliver vs. Clemson (3-3-90)
33	Mark Price vs. Virginia (3-12-83)
33	Dennis Scott vs. Virginia (2-28-90)
33	Kenny Anderson vs. North Carolina (2-19-91)
33	Tony Akins vs. Florida State (2-21-00)
33	Marvin Lewis vs. Florida State (1-14-03)
32	Dennis Scott vs. Clemson (1-25-90)
32	Kenny Anderson vs. Wake Forest (1-6-91)
32	Kenny Anderson vs. Clemson (1-24-91)
32	Jon Barry vs. Florida State (1-23-92)
32	Michael Maddox vs. North Carolina (2-8-98)
32	Lewis Clinch vs. Clemson (3-12-09)
31	Lenny Horton vs. Wake Forest (1-26-80)
31	Mark Price vs. NC State (2-3-83)
31	Mark Price vs. Virginia (2-14-83)
31	Tom Hammonds vs. Maryland (2-4-89)
31	Dennis Scott vs. Duke (3-10-90)
31	Brian Oliver vs. Duke (3-10-90)
31	Matt Harpring vs. Florida State (2-18-98)
30	Tom Hammonds vs. Wake Forest (2-13-88)
30	Tom Hammonds vs. Wake Forest (1-7-89)
30	Dennis Scott vs. Duke (1-11-90)
30	Kenny Anderson vs. Maryland (2-13-91)
30	Travis Best vs. Maryland (2-4-95)
30	Drew Barry vs. North Carolina (2-10-96)
30	Matt Harpring vs. Virginia (2-21-96)
30	Matt Harpring vs. North Carolina (2-8-98)
30	Jason Collier vs. Florida State (2-11-99)
30	B.J. Elder vs. North Carolina (2-10-04)
30	Will Bynum vs. Wake Forest (1-27-05)
30	Thaddeus Young vs. Wake Forest (3-8-07)
30	Matt Causey vs. Virginia Tech (1-19-08)
30	Lewis Clinch vs. Miami (3-4-09)
30	Iman Shumpert vs. North Carolina (1-16-10)
30	Iman Shumpert vs. North Carolina (1-16-11)

Rebounds

18	Alvin Jones vs. North Carolina (2-3-01)
18	Ganni Lawal vs. Miami (2-10-10)
18	Derrick Favors vs. Maryland (2-20-10)
17	Malcolm Mackey vs. NC State (1-27-91)
17	Malcolm Mackey vs. Maryland (1-5-93)
17	Alvin Jones vs. Florida State (2-11-99)
17	Luke Schenscher vs. North Carolina (3-12-04)
17	Gani Lawal vs. Duke (1-14-09)
17	Gani Lawal vs. Maryland (1-10-09)
16	Tom Hammonds vs. N. Carolina (3-10-89)
16	Malcolm Mackey vs. Duke (1-11-90)
16	Malcolm Mackey vs. NC State (3-8-91)
16	Malcolm Mackey vs. Maryland (2-6-93)
16	Matt Harpring vs. North Carolina (2-8-98)
16	Alvin Jones vs. North Carolina (3-10-01)
15	Tom Hammonds vs. Maryland (2-17-88)
15	Malcolm Mackey vs. NC State (3-9-90)
15	Malcolm Mackey vs. Clemson (1-24-91)
15	Matt Harpring vs. North Carolina (1-10-96)
15	Matt Harpring vs. Wake Forest (2-11-98)
15	Luke Schenscher vs. Virginia (1-8-05)
15	Luke Schenscher vs. Clemson (3-5-05)

Field Goals

16	James Forrest vs. Maryland (1-4-94)
15	Lenny Horton vs. Wake Forest (1-26-80)
15	Duane Ferrell vs. Clemson (3-5-88)
14	Duane Ferrell vs. NC State (2-20-88)
14	Tom Hammonds vs. Duke (2-28-88)
14	Kenny Anderson vs. Virginia (2-19-91)
13	Mark Price vs. Duke (2-23-85)
13	Tom Hammonds vs. NC State (2-20-88)
13	James Forrest vs. Duke (3-12-93)
13	Michael Maddox vs. North Carolina (2-8-98)
13	Iman Shumpert vs. North Carolina (1-16-11)

Field Goal Attempts

29	Dennis Scott vs. Duke (1-11-90)
28	Dennis Scott vs. North Carolina (2-1-90)
28	Glen Rice, Jr., vs. Florida State (2-10-11)
26	Dennis Scott vs. North Carolina (2-28-90)
25	Dennis Scott vs. Maryland (2-13-90)
25	Michael Maddox vs. North Carolina (2-8-98)
24	Tom Hammonds vs. NC State (2-20-88)
24	Kenny Anderson vs. Clemson (1-25-90)
24	Dennis Scott vs. Duke (3-10-90)
24	Travis Best vs. Duke (2-9-95)
24	Matt Harpring vs. North Carolina (2-8-98)

Free Throws

15	Lenny Horton vs. NC State (12-29-79)
15	Travis Best vs. Maryland (2-4-95)
14	Alvin Jones vs. Clemson (1-24-01)
14	Mark Price vs. Duke (3-9-85)
13	Jason Collier vs. Virginia (2-25-99)
13	Maurice Miller vs. Virginia Tech (2-23-08)
12	Brian Oliver vs. Wake Forest (1-7-89)
12	Brian Oliver vs. Wake Forest (2-17-90)
12	Matt Harpring vs. Maryland (2-21-98)
11	Last time: Gani Lawal vs. Wake Forest (1-31-09)

Free Throw Attempts

19	Alvin Jones vs. Clemson (1-24-01)
17	Lenny Horton vs. NC State (12-29-78)
16	Brian Oliver vs. NC State (2-17-90)
16	Travis Best vs. Maryland (2-4-95)
16	Jason Collier vs. Virginia (2-25-99)
15	Alvin Jones vs. Florida State (1-24-01)
14	Last time: Gani Lawal vs. Wake Forest (1-31-09)

3-Point Field Goals

9	Dennis Scott vs. North Carolina (1-28-89)
9	Drew Barry vs. North Carolina (2-10-96)
9	Tony Akins vs. Florida State (2-21-00)
9	Lewis Clinch vs. Miami (3-4-09)
8	Mark Price vs. Virginia (3-12-83)
8	Fred Vinson vs. North Carolina (2-12-94)
7	Dennis Scott vs. North Carolina (3-1-89)
7	Dennis Scott vs. Wake Forest (2-7-90)
7	Dennis Scott vs. Maryland (2-13-90)
7	Dennis Scott vs. North Carolina (2-28-90)
7	Jon Barry vs. Wake Forest (1-18-92)
7	Shaun Fein vs. Clemson (1-24-01)
7	B.J. Elder vs. North Carolina (2-10-04)
7	Matt Causey vs. Virginia Tech (1-19-08)
7	Lewis Clinch vs. Florida State (3-13-09)

3-Point Field Goal Attempts

18	Dennis Scott vs. North Carolina (1-28-89)
18	Dennis Scott vs. Florida State (3-13-09)
17	Drew Barry vs. North Carolina (2-10-96)
16	Lewis Clinch vs. Miami (3-4-09)
15	Dennis Scott vs. North Carolina (3-10-89)
15	Dennis Scott vs. North Carolina (2-28-90)
15	Lewis Clinch vs. North Carolina (2-28-09)
14	Dennis Scott vs. North Carolina (3-1-89)
14	Dennis Scott vs. Virginia (2-22-90)
14	Fred Vinson vs. Maryland (1-4-94)
14	Matt Harpring vs. Clemson (1-30-97)
14	Tony Akins vs. Florida State (2-21-00)

Assists

19	Craig Neal vs. Duke (2-28-88)
17	Craig Neal vs. Virginia (2-25-88)
17	Kenny Anderson vs. North Carolina (2-1-90)
14	Craig Neal vs. Duke (2-3-88)
14	Craig Neal vs. Maryland (2-8-88)
14	Craig Neal vs. NC State (2-20-88)
14	Brian Oliver vs. Clemson (1-25-89)
13	Craig Neal vs. Maryland (2-17-88)
13	Kenny Anderson vs. North Carolina (1-27-90)
13	Jon Barry vs. NC State (2-29-92)
13	Drew Barry vs. Virginia (1-22-95)

Steals

8	Kenny Anderson vs. Duke (1-30-91)
7	Mark Price vs. Clemson (1-26-84)
7	Jarrett Jack vs. NC State (3-14-03)
7	Javaris Crittenton vs. Clemson (2-3-07)
7	Iman Shumpert vs. Virginia Tech (1-25-11)
6	Mark Price vs. Clemson (3-7-86)
6	Bruce Dalrymple vs. Virginia (3-8-85)
6	Matt Harpring vs. Florida State (1-29-95)
6	Drew Barry vs. NC State (2-25-95)
6	Iman Shumpert vs. Clemson (2-22-09)
6	Iman Shumpert vs. Virginia Tech (3-6-10)
6	Iman Shumpert vs. Wake Forest (3-3-11)

Blocked Shots

8	Alvin Jones vs. Maryland (1-6-01)
7	John Salley vs. Wake Forest (2-10-85)
7	Matt Geiger vs. Virginia (3-13-92)
7	Alvin Jones vs. Virginia (2-9-00)
6	Alvin Jones vs. NC State (1-25-98)
6	Alvin Jones vs. Maryland (1-21-98)
6	Alvin Jones vs. NC State (2-2-99)
6	Alvin Jones vs. Virginia (3-9-01)
6	Alade Aminu vs. Wake Forest (1-31-09)
6	Gani Lawal vs. Boston College (1-20-09)

SINGLE-GAME TEAM HIGHS

100-Point Games

135	Loyola Marymount (12-22-90)
121	Georgia State (1-10-89)
120	Texas (11-27-91)
119	USC-Aiken (11-25-85)
114	Alcorn State (11-20-88)
113	Arkansas-Pine Bluff (11-23-02)
112	Texas Christian (12-1-65)
112	Georgia, 3 ot (12-19-90)
112	Florida A&M (12-1-92)
112	Florida A&M (11-26-94)
112	Lafayette (12-10-94)
112	Wake Forest, 2 ot (3-8-07)
111	Georgia State (1-12-88)
111	Pittsburgh (11-28-89)
111	Florida State, 2 ot (2-11-99)
111	Clemson (1-24-01)
110	Wyoming (12-22-58)
110	Furman (2-8-66)
109	Coastal Carolina (12-19-89)
108	Tennessee Tech (12-14-78)
108	Augusta (12-12-87)
108	Georgia State (11-24-89)
106	South Carolina State (1-13-83)
105	Youngstown State (12-29-92)
105	Virginia (2-14-98)
104	North Carolina (2-14-70)
104	Maryland (2-17-88)
103	Charleston Southern (11-16-98)
103	Boston College (3-17-96)
103	Georgia State (11-16-06)
102	Tulane (3-1-71)
102	North Carolina (2-1-90)
102	Georgia State (12-12-92)
102	Wake Forest, ot (1-27-05)
101	Georgia State (2-17-70)
101	Baptist (12-10-88)
101	North Carolina A&T (12-11-89)
101	Wake Forest (1-6-91)
101	Clemson (3-8-92)
100	Western Carolina (2-1-79)
100	Southern Illinois (1-5-70)
100	Augusta (11-24-90)
100	East Carolina (12-3-94)
100	Maryland (2-4-95)
100	North Carolina, 2 ot (2-8-98)
100	Grambling State (11-24-99)
100	Jackson State (11-13-06)
100	Florida A&M (11-14-09)*

* Last time Tech scored 100 points

Fewest Points

3	Vanderbilt (2-27-1920)
4	Macon YMCA (2-14-1920)
6	Auburn (2-17-1906)
8	Auburn (2-4-1909)
8	Georgia (2-14-1914)
9	Georgia (1-22-1909)
11	Chattanooga (2-7-1920)
12	Atlanta Athletic Club (1-28-1909)
12	Georgia (2-15-1913)

Since 1949-50

34	NC State (12-30-49)
36	Auburn (2-7-61)
36	Miami (3-8-12)
37	Virginia (12-1-79)
37	Boston College (1-19-80)
37	Clemson (2-21-12)
38	Wake Forest (2-6-82)
38	Georgia (12-6-80)
38	Virginia (1-19-12)
39	North Carolina (3-4-82)
39	Cincinnati (3-2-78)
39	Auburn (2-5-62)
39	Alabama (1-14-50)
39	Kentucky (12-19-98)

Largest Margin of Victory

61	Southern Bell (1-28-27)
59	USC-Aiken (11-25-85)
57	Baptist (12-27-78)
56	Florida A&M (11-26-94)
53	Md.-Eastern Shore (1-3-85)
51	Tennessee State (12-6-03)
51	Winston-Salem State (1-3-07)
50	Marist (12-23-03)

47	Maine (1-4-70)
45	Tennessee Tech (12-14-78)
45	Chattanooga (1-2-50)
45	Centenary (12-22-07)
45	Winston-Salem State (11-14-08)
44	Wofford (11-29-82)
44	Univ. of the South (12-13-82)
44	Wofford (1-31-77)
43	Flagler (12-22-83)
43	Naval Air Station (1-14-44)
43	Wofford (11-17-00)
43	Elon (11-10-06)

Largest Margin of Defeat

69	Georgia (1-22-1909)
60	Macon YMCA (1-17-20)
56	Georgia (1-29-1909)
53	Kentucky (1-7-56)
52	Kentucky (1-9-54)
51	Kentucky (2-2-54)
50	Georgia (2-14-14)
47	Furman (2-11-54)
46	Kentucky (2-19-49)
45	North Carolina (2-12-72)

Most Points in a Half

82	Loyola Marymount (12-22-90, 2nd)
67	Georgia State (1-10-89, 2nd)
67	Youngstown State (12-29-92, 2nd)
65	Wofford (11-29-82, 1st)
64	Texas (11-27-91, 2nd)
64	Louisville (12-20-98, 2nd)
64	Tennessee State (11-11-07, 2nd)
63	Pittsburgh (12-28-89, 2nd)
63	Ark.-Pine Bluff (11-23-02, 2nd)
62	USC-Aiken (11-25-85, 1st)
62	Coastal Carolina (12-19-89, 1st)
62	Maryland (2-4-95, 2nd)
62	Tennessee State (12-6-03, 2nd)
62	Memphis (11-21-06, 2nd)
61	Augusta (12-12-87, 1st)
61	Georgia State (1-12-88, 2nd)
61	Lafayette (12-10-94, 1st)
60	Florida A&M (12-1-92, 2nd)
60	Florida A&M (11-26-94, 2nd)

Most Points - 1st Half

65	Wofford (11-29-82)
62	USC-Aiken (11-25-85)
62	Coastal Carolina (12-19-90)
61	Augusta (12-12-87)
61	Lafayette (12-10-94)

Most Points - 2nd Half

82	Loyola Marymount (12-22-90)
67	Georgia State (1-10-89)
67	Youngstown State (12-29-92)
64	Texas (11-27-91)
64	Louisville (12-20-98)
64	Tennessee State (11-11-07)
63	Pittsburgh (12-28-89)
63	Arkansas-Pine Bluff (11-23-02)
62	Maryland (2-4-95)
62	Tennessee State (12-6-03)
62	Memphis (11-21-06)
61	Georgia State (1-12-88)
60	Florida A&M (12-1-92)
60	Florida A&M (11-26-94)
60	Florida A&M (2-5-00)

Most Points - OT Period

18	NC State (2-25-96)
17	Wake Forest (3-8-07, 1st ot)
16	Auburn (2-4-57)
16	NC State (2-29-92)
16	Virginia (1-27-08)
15	Wake Forest (3-1-08)
14	Georgia (1-11-61)
14	Georgia (2-23-63)
14	St. Bonaventure (2-28-74)
14	Notre Dame (2-24-90)
14	Georgia, 3rd ot (12-18-90)
14	Vanderbilt (12-18-93)
14	Virginia (2-25-99)
<i>*Tech scored 19 in exhibition game vs. Marathon Oil (11-17-84)</i>	

Rebounds

77	Baylor (12-4-58)
73	South Carolina (12-20-58)
72	Georgetown (12-21-63)
70	Loyola Marymount (12-22-90)
68	Hawaii (1-25-69)
68	Oklahoma City (2-14-59)
67	Georgia (12-11-58)
67	Wyoming (12-22-58)
67	Howard (1-3-57)
67	Georgia State (1-10-89)
66	Furman (1-2-58)
66	Ga. Teachers College (12-1-58)

Field Goals Made

52	USC-Aiken (11-25-85)
52	Furman (2-8-66)
51	Tennessee Tech (12-14-78)
51	Loyola Marymount (12-22-90)
48	Wofford (11-29-82)
48	Baptist (11-27-78)
45	Augusta (12-12-87)
44	Georgia State (2-17-70)
44	Florida State (2-25-67)
44	Tulane (2-17-66)
44	Alcorn State (12-10-88)
44	Georgia State (11-24-89)
44	Georgia State (12-12-92)
44	Florida A&M (11-26-94)

Field Goal Attempts

120	Tampa (1-2-53)
104	Mississippi (2-7-53)
104	Furman (1-13-55)
100	South Carolina (2-19-55)
98	Southern Mississippi (1-31-74)
97	South Carolina (12-20-58)
97	Loyola Marymount (12-22-90)
95	South Carolina (12-20-56)
95	William & Mary (12-21-64)
93	Auburn (12-13-73)

Highest Field Goal Pct.

.729	(35-48)	Presbyterian (11-30-81)
.720	(36-50)	Texas (12-27-85)
.719	(41-57)	Monmouth (1-17-85)
.712	(37-52)	Kentucky State (1-30-10)
.708	(34-48)	Maryland (2-22-86)
.702	(33-47)	Duke (2-20-82)
.681	(32-47)	East Carolina (2-17-79)
.679	(36-53)	NC State (1-27-93)
.667	(52-78)	USC-Aiken (11-25-85)
.667	(40-60)	Old Dominion (12-17-85)
.661	(37-56)	Md.-Eastern Shore (1-3-85)
.660	(31-47)	Louisville (2-14-78)
.654	(34-52)	West Chester (12-16-81)
.653	(32-49)	Alabama (12-21-79)
.652	(45-69)	Augusta (12-12-87)
.652	(30-46)	Francis Marion (2-10-82)

Lowest Field Goal Pct.

.200	(13-65)	Arkansas (12-30-61)
.220	(18-82)	Florida (2-27-56)
.237	(14-59)	Auburn (2-3-59)
.239	(17-71)	Auburn (12-7-64)
.241	(13-54)	Auburn (1-23-62)
.242	(15-62)	Kentucky (12-19-98)
.250	(13-52)	Auburn (2-7-61)
.254	(18-71)	Florida State (2-28-01)
.260	(19-73)	Kentucky (1-28-57)
.260	(20-77)	Georgia (12-29-60)
.263	(20-76)	Oklahoma City (2-14-59)
.264	(19-72)	Duke (11-30-56)
.272	(22-81)	Ga. Teachers Coll. (12-1-58)
.274	(20-73)	N. Carolina (1-29-00)
.292*	(14-48)	Virginia (1-19-12)

*Last Tech team to shoot under 30 percent

3-Point Field Goals

17	Clemson (1-24-01)
16	North Carolina (2-10-96)
16	Boston College (3-17-96)
15	The Citadel (11-20-98)
15	Virginia (2-23-02)
15	Seton Hall (3-11-98)
15	North Carolina (2-12-94)
14	Last time: Cornell (1-8-03)

3-Point FG Attempts

37	North Carolina (2-10-96)
35	North Carolina, 2 ot (2-8-98)
34	Florida State, 2 ot (2-11-99)
34	The Citadel (11-20-98)
34	Grambling State (11-4-99)
34	Georgia (12-8-99)
34	Morehead State (12-18-99)
34	Kentucky (1-5-00)
33	Maryland (2-19-97)
33	Maryland (1-4-94)
33	North Carolina (3-10-01)

Highest 3-Point FG Pct.

Minimum 8 attempts	
.778	(7-9) Texas (11-27-91)
.778	(7-9) Louisville (1-6-88)
.778	(7-9) Maryland (2-17-88)
.750	(9-12) Maryland (2-8-88)
.750	(6-8) Duke (1-10-93)
.727	(8-11) Alcorn State (1-18-89)
.688	(11-16) Coastal Carolina (12-19-89)
.667	(6-9) Vanderbilt (1-3-06)
.667	(8-12) Maryland (3-12-10)
.636	(7-11) Duke (1-28-90)
.625	(10-16) Louisville (2-10-90)
.619	(13-21) UNC Greensboro (12-28-99)
.611	(11-18) Florida State (2-9-06)

Fewest 3-Pt. Field Goals

(made-attempts)	
0-0	Boston College (12-19-86)
0-0	SMU (12-20-86)
0-0	Rutgers (12-27-86)
0-0	Old Dominion (1-12-87)
0-1	North Carolina (1-24-87)
0-1	Maryland (2-1-87)
0-2	Air Force (12-11-04)
0-3	Pennsylvania (12-1-86)
0-3	Duke (1-29-87)
0-3	Virginia (3-6-87)
0-4	North Carolina A&T (1-14-87)
0-5	Duke (2-23-05)

Free Throws

46	Furman (12-22-71)
40	North Carolina (2-14-70)
40	Canisius (12-31-55)
37	Auburn (12-9-70)
37	Florida State (1-31-66)
37	Notre Dame (2-25-89)
36	Rice (1-2-71)
36	Florida (2-28-55)
36	Iowa State (3-18-88)
35	Alabama (12-30-58)
35	Memphis (11-21-06)

Free Throw Attempts

56	Furman (12-22-71)
53	Charleston Southern (11-16-98)
51	Canisius (12-31-55)
51	Vanderbilt (1-26-53)
50	Georgia (2-2-72)
50	Kentucky (1-5-57)
50	Memphis (11-21-06)
49	Arkansas-Pine Bluff (11-23-02)
48	Florida (12-29-52)
47	Auburn (12-9-70)
47	North Carolina (2-14-70)
47	Wyoming (12-22-58)
47	Furman (1-13-55)
46	Florida State (1-31-66)
46	Alabama (12-30-58)
46	Louisiana State (2-13-56)
46	Georgia, 3 ot (12-19-90)

Highest Free Throw Pct.

Minimum 15 attempts	
1.000	(18-18) Maryland (2-2-85)
1.000	(15-15) Baptist (11-27-78)
.964	(27-28) Maryland (1-3-96)
.960	(24-25) Oklahoma State (3-19-10)
.958	(23-24) Florida State (2-15-65)
.957	(22-23) Duke (2-26-83)
.957	(22-23) Maryland (2-4-89)
.955	(21-22) Florida State (2-24-68)
.944	(17-18) Connecticut (2-11-07)
.941	(16-17) Richmond (12-22-88)
.941	(16-17) Wake Forest (3-2-05)

.933	(14-15) Duke (1-30-84)
.933	(14-15) NC State (12-19-62)
.931	(27-29) Auburn (2-15-72)
.920	(23-25) Rice (12-5-64)
.920	(23-25) Georgia (1-11-61)

Lowest Free Throw Pct.

Minimum 15 attempts	
.333	(6-18) Florida State (3-9-00)
.368	(7-19) Duke (1-14-09)
.375	(9-24) Coll. of Charleston (1-16-93)
.400	(8-20) Alabama (2-3-62)
.400	(8-20) NC State (2-11-72)
.400	(6-15) N. Carolina A&T (12-11-89)
.412	(7-17) Iona (1-4-83)
.421	(8-19) Duke (2-3-88)
.429	(9-21) Virginia (3-9-01)
.438	(7-16) Alabama (12-11-72)
.438	(7-16) Louisville (11-11-97)
.438	(7-16) Kentucky (12-19-98)
.450	(9-20) Air Force (2-5-72)
.462	(6-13) Virginia (2-23-11)
.467	(7-15) SMU (12-3-68)
.467	(7-15) Santa Clara (12-30-95)
.467	(7-15) Alabama (11-27-97)
.471	(8-17) Alabama (12-17-62)
.472	(25-53) Charleston So. (11-16-98)

Assists

34	Youngstown State (12-29-92)
31	Monmouth (1-17-85)
31	Georgia State (12-7-91)
31	NC State (1-27-93)
31	Morgan State (12-23-00)
30	Augusta (12-12-88)
30	NC State (2-29-92)
30	Georgia State (11-16-06)
29	Wake Forest (2-10-85)
29	Maryland (2-17-88)
29	Duke (2-28-88)
29	Kentucky State (1-30-10)

Blocked Shots

15	Univ. of the South (12-13-82)
14	Winthrop (11-24-97)
14	Virginia (1-8-05)
13	Coastal Carolina (11-28-94)
13	Georgia Southern (1-28-98)
13	Alabama State (11-19-04)
12	Georgia State (12-12-92)
12	Coastal Carolina (12-17-97)
12	Tulane (12-3-11)
11	Last time: Florida State (12-20-09)

Steals

24	Florida A&M (11-26-94)
21	Saint Francis, Pa. (12-30-06)
19	Alabama A&M (12-17-03)

ACC GAME HIGHS

Most Points Scored

112	Wake Forest (3-8-07)
111	Clemson (1-24-01)
111	Florida State, 2 ot (2-11-99)
105	Virginia (2-14-98)
104	Maryland (2-17-90)
102	North Carolina (2-1-90)
102	Wake Forest (1-27-05)
101	Clemson (3-8-92)
101	Wake Forest (1-6-91)
100	Maryland (2-4-95)
100	North Carolina, 2 ot (2-8-98)

Most Points Allowed

114	Wake Forest, 2 ot (3-8-07)
108	Clemson (1-24-01)
108	Florida State, 2 ot (2-11-99)
107	North Carolina, 2 ot (2-8-98)
106	Duke (2-26-83)
104	Duke (1-10-02)
104	North Carolina (2-28-09)
103	North Carolina (1-11-04)
101	Wake Forest, ot (1-27-05)
100	North Carolina (1-24-81)

Fewest Points Scored

36	Miami (3-8-12)
37	Virginia (12-1-79)
37	Clemson (2-21-12)
38	Wake Forest (2-6-82)
38	Virginia (1-19-12)
39	North Carolina (3-4-82)
40	NC State (1-26-82)
42	Duke (1-7-80)
42	Virginia (2-16-81)
43	Virginia Tech (3-10-11)
45	Maryland (12-23-81)
46	NC State (3-6-97)
46	Duke (2-3-82)
46	Wake Forest (1-27-00)
47	Virginia (3-5-81)

Fewest Points Allowed

43	Maryland (12-23-81)
43	Maryland (2-19-85)
46	Virginia (1-21-85)
46	Florida State (1-30-02)
47	Duke (2-3-82)
47	NC State (1-15-84)
47	Virginia (2-9-00)
47	Boston College (2-4-12)
49	Wake Forest (2-16-80)
49	NC State (1-26-82)
49	Wake Forest (2-19-86)
49	Virginia (2-22-92)

Largest Margin of Victory

35	Wake Forest (1-19-11)
31	Florida State (1-30-02)
30	Clemson (2-1-95)
27	North Carolina (2-1-90)
27	Virginia (1-19-91)
26	Wake Forest (3-3-11)
24	Clemson (2-6-02)
24	NC State (1-11-03)
23	Virginia (1-8-05)
22	Maryland (2-17-88)
21	Florida State (1-27-96)
21	Clemson (1-24-91)
21	Virginia (2-9-00)
21	Clemson (2-25-01)

Largest Margin of Defeat

44	Duke (1-21-01)
41	Duke (1-9-91)
41	Virginia (2-16-81)
41	Duke (1-6-99)
40	North Carolina (1-24-81)
37	Virginia (1-17-81)
37	North Carolina (1-24-87)
32	Virginia (2-7-84)
32	Duke (2-9-02)
32	Virginia (1-19-12)
31	Maryland (2-21-99)

Fewest Points - Both Teams

88	Maryland (12-23-81)
89	NC State (1-26-82)
90	Miami (3-8-12)
91	Wake Forest (2-6-82)
91	Maryland (2-19-85)
92	Virginia (12-1-79)
93	Duke (2-3-82)
93	Clemson (2-21-12)
94	North Carolina (3-4-82)
95	Virginia (1-21-85)
97	Wake Forest (2-16-80)
97	Duke (1-7-80)

Field Goals

40	North Carolina, 2 ot (2-8-98)
40	NC State (2-29-92)
38	North Carolina (1-27-91)
38	Duke (2-28-88)
37	North Carolina (2-1-90)
37	Virginia (2-14-98)
36	Last time: Florida State (2-11-99)

Field Goal Attempts

89	North Carolina, 2 ot (2-8-98)
83	North Carolina (1-27-91)
82	North Carolina (1-8-98)
81	Maryland (1-4-91)
78	Duke (1-11-90)
77	Florida State, 2 ot (2-11-99)
77	North Carolina (2-3-01)
76	North Carolina (1-11-95)

3-Point Field Goals

17	Clemson (1-24-01)
16	North Carolina (2-10-96)
15	North Carolina (2-12-94)
15	Virginia (2-23-02)
14	Virginia (2-14-98)
14	Florida State, 2 ot (2-11-99)
14	Clemson (3-4-00)
14	Boston College (3-14-13)
13	North Carolina (2-10-04)
13	Virginia (3-13-08)

3-Point FG Attempts

37	North Carolina (2-10-96)
35	North Carolina, 2 ot (2-8-98)
34	Florida State, 2 ot (2-11-99)
33	Maryland (1-4-94)
33	Maryland (2-19-97)
33	North Carolina (3-10-01)
32	North Carolina (2-28-90)
32	North Carolina (1-10-96)

Free Throws

33	NC State (2-17-90)
32	Maryland (2-4-95)
31	Wake Forest (1-27-05)
30	Virginia, ot (2-25-99)
30	Wake Forest (3-1-08)

Free Throw Attempts

44	Wake Forest (3-1-08)
41	Virginia, ot (2-25-99)
40	Maryland (1-13-02)
40	NC State (2-17-90)
39	Clemson (1-24-01)
38	NC State (12-12-79)
38	Wake Forest (1-27-05)

Rebounds

56	Florida State (1-27-96)
54	Maryland (2-1-91)
54	Virginia (1-8-05)
53	Clemson (1-24-91)
52	North Carolina (2-1-90)
52	Clemson (3-7-93)
52	Clemson (1-19-10)

51	Clemson (2-5-92)
51	Maryland (1-5-93)
50	Duke (1-11-90)
50	Virginia (1-19-91)
50	Maryland (1-21-98)
50	Virginia (2-28-08)
50	Wake Forest (1-19-11)

Assists

31	NC State (1-27-93)
29	Duke (2-28-88)
29	Maryland (2-17-88)
29	Wake Forest (2-10-85)
26	Maryland (1-4-94)

Steals

19	Wake Forest (3-3-11)
17	Clemson (2-3-07)
17	Miami (2-3-11)
16	NC State (2-14-09)
15	Maryland (1-25-06)
15	Miami (3-6-11)
14	North Carolina (2-27-85)
14	North Carolina (1-12-94)
14	Florida State (1-27-96)
14	Wake Forest (2-22-04)
14	North Carolina (1-12-05)
14	Clemson (2-8-05)
14	North Carolina (2-19-13)

Blocked Shots

15	Clemson (3-6-08)
14	Virginia (1-8-05)
13	Virginia (3-13-92)
11	North Carolina (2-10-04)
11	Maryland (2-19-04)
11	Duke (3-3-04)
11	Florida State (12-20-09)
10	Maryland (2-9-92)
10	Clemson (1-24-91)
10	Virginia (1-15-98)
10	Maryland (1-6-01)
10	Boston College (1-20-09)
10	Wake Forest (1-31-09)
10	Boston College (2-27-10)
10	North Carolina (2-19-13)

Fewest Turnovers

4	Wake Forest (2-13-88)
5	Virginia (2-24-13)
6	Virginia (1-19-91)
6	Wake Forest (2-17-96)
6	Wake Forest (3-10-96)
6	Virginia (2-14-98)
6	Wake Forest (3-3-12)

Most Points - Half

62	Maryland (2-4-95, 2nd)
59	Clemson (1-24-01, 1st)
58	Virginia (2-15-98, 1st)
58	Clemson (3-8-92, 2nd)
57	North Carolina (2-1-90, 2nd)
57	Maryland (2-17-88, 2nd)
56	Maryland (1-3-96, 2nd)

Most Points Allowed - Half

61	Wake Forest (3-2-05, 2nd)
61	Clemson (3-4-06, 2nd)
58	Duke (1-10-02, 1st)
58	Duke (1-9-91, 2nd)
57	Duke (1982-83, 2nd)
56	North Carolina (3-2-88, 2nd)
56	NC State (2-20-88, 2nd)
55	Clemson (1-24-01, 2nd)

Fewest Points - Half

14	Virginia (3-5-81, 1st)
14	Clemson (2-14-13, 1st)
15	North Carolina, 2-11-80, 1st)
17	Virginia (12-1-79, 1st)
17	Virginia (2-16-81, 1st)
17	Maryland (2-19-85, 1st)
17	Virginia (1-19-12, 1st)
17	Wake Forest (2-15-12, 1st)
18	Maryland (2-28-80, 2nd)
18	NC State (2-2-99, 1st)
18	Wake Forest (2-16-99, 1st)
18	Clemson (2-2-00, 1st)
18	Clemson (2-21-12, 1st)

Fewest Points Allowed - Half

16	North Carolina (1-14-80, 2nd)
17	Maryland (2-28-80, 2nd)
17	Virginia (1-19-91, 1st)
17	Virginia (12-7-05, 1st)
18	Maryland (2-1-91, 1st)
18	Virginia Tech (2-9-13, 1st)
19	Maryland (3-11-83, 1st)
19	Virginia (1-21-85, 2nd)
19	Maryland (2-19-85, 1st)
19	Virginia (3-8-85, 1st)
19	NC State (3-6-97, 1st)
19	Florida State (1-30-02, 2nd)
19	Clemson (2-28-04, 1st)
19	NC State (3-13-10, 1st)
19	Boston College (2-4-12, 1st)
19	Miami (3-8-12, 1st)

MOST POINTS IN A GAME - BOTH TEAMS

Pts.	Opponent	Date	W/L	Score
229	Loyola Marymount	12-22-90	W	135-94
227	Texas	11-27-91	W	120-107
226	Wake Forest (2 ot)	3-8-07	L	112-114
219	Florida State (2 ot)	2-11-99	W	111-108
219	Clemson	1-24-01	W	111-108
217	Georgia (3 ot)	12-19-90	W	112-105
212	NC State	2-10-73	L	94-118
211	UCLA	12-27-70	L	90-121
207	North Carolina (2 ot)	2-8-98	W	107-100
207	Georgia State	1-10-89	W	121-86
206	Furman	1-13-55	L	95-111
204	Furman	1-31-53	L	93-111
203	Pittsburgh	12-28-89	W	111-92
203	Wake Forest (ot)	1-27-05	W	102-101
199	Furman	12-22-71	W	108-91
199	North Carolina	2-14-70	W	104-95
199	Texas Christian	12-1-65	W	112-87
196	Yale	12-28-73	L	95-101
196	Clemson	2-22-66	L	90-106
196	Lafayette	12-10-94	W	112-84
195	NC State	2-12-66	L	93-102
195	Florida A&M	12-1-92	W	112-83

Most 30-Point Games

Rich Yunkus (high game: 47).....	25
Dennis Scott (high game: 42)	20
Kenny Anderson (high game: 50).....	15
Tom Hammonds (high game: 40)	6
Sammy Drummer (high game: 37).....	6
Roger Kaiser (high game: 38)	5

Triple-Doubles

Bruce Dalrymple

vs. UNC Charlotte (2-6-86)
14 points, 10 rebounds, 10 assists

Dennis Scott

vs. Alcorn State (11-20-87)
17 points, 10 rebounds, 10 assists

Kenny Anderson

vs. Pittsburgh (12-28-89)
32 points, 12 rebounds, 18 assists

Iman Shumpert

vs. Virginia Tech (1-25-11)
22 points, 12 rebounds, 11 assists

Perfect Games at the Foul Line

(minimum 10 attempts)

15-15 Roger Kaiser vs. Oklahoma City (2-14-59)
14-14Mark Price vs. Duke (3-9-85)
13-13Rich Yunkus vs. Furman (1-15-70)
12-12Bobby Kimmel vs. Vanderbilt (1-22-55)
12-12Terry Randall vs. Howard (1-3-57)
12-12Bob Seemer vs. Florida State (1-24-70)
12-12 Rich Yunkus vs. Tulane (2-23-70)
12-12 Brian Oliver vs. Wake Forest (1-7-89)
12-12 Matt Harpring vs. Maryland (2-21-98)
12-12 Daniel Miller vs. Maryland (2-27-13)
11-11Roger Kaiser vs. Ohio (3-11-60)
11-11 Phil Wagner vs. Georgia (1-21-67)
10-10Bud Blemker vs. Alabama (12-5-57)
10-10 Bud Blemker vs. Vanderbilt (2-28-59)
10-10 Phil Wagner vs. Tulane (1-6-68)
10-10Bruce Dalrymple vs. Virginia (1-21-84)
10-10 Matt Harpring vs. Maryland (3-9-96)
10-10 Tony Akins vs. North Carolina (2-2-02)
10-10 Jarrett Jack vs. North Carolina (1-12-05)
10-10 Jeremis Smith vs. Tenn. St. (12-10-05)

Perfect From Three

(minimum 5 attempts)

5-5 Tony Akins vs. Davidson (12-19-01)
has happened only once

40-MINUTE MEN

Following is a reverse chronological list of Georgia Tech players since the 1985-86 season who have played every minute of a game (40 minutes of regulation, plus every minute of overtime where applicable). Jason Floyd was the last Tech player to do so, in 1999.

45 = 07; 50 = 207; 55 = 3 07

**last time two players played every minute;

***last time three players played every minute

#only time a player has played every minute of a triple-overtime game

Date	Player	Opponent/Site
1/2/99	Jason Floyd	at NC State
12/5/98	Ashley Kelly (45)	Appalachian State
11/28/98	Jon Babul	West Virginia (Hilo, Hawai'i)
11/27/98	Alvin Jones (45)	New Orleans (Hilo, Hawai'i)
1/25/98	Matt Harpring	at NC State
2/9/97	Gary Saunders	at Florida State
1/25/97	Matt Harpring	NC State
1/22/97	Matt Harpring	at Virginia
1/5/97	Matt Harpring	Duke
12/26/96**	Eddie Elisma	Hofstra (New York, N.Y.)
12/26/96**	Gary Saunders	Hofstra (New York, N.Y.)
12/12/96	Matt Harpring	at Maryland
12/3/96	Matt Harpring	Georgia
3/10/96	Stephon Marbury	Wake Forest (Greensboro, N.C.)
3/9/96	Drew Barry	Maryland (Greensboro, N.C.)
2/21/96	Matt Harpring	at Virginia
2/21/96	Stephon Marbury	at Virginia
2/17/96	Drew Barry	Wake Forest
2/3/96	Stephon Marbury	at Maryland
11/27/95	Matt Harpring	Campbell (The Omni)
3/10/95	Travis Best	Virginia (Greensboro, N.C.)
3/4/95	Travis Best	at Clemson
3/2/95	Travis Best	Florida State
2/25/95	Travis Best	at NC State
2/25/95	Matt Harpring	at NC State
2/15/95	Travis Best	North Carolina A&T
2/12/95	Matt Harpring	North Carolina
2/4/95	Matt Harpring	Maryland
1/11/95	Travis Best	at North Carolina
1/7/95	Travis Best	Duke
12/7/94	James Forrest	Louisville (Georgia Dome)
3/5/94	Travis Best	Clemson
3/2/94	Travis Best	Florida State
3/2/94	Fred Vinson	Florida State
2/12/94	Travis Best	at North Carolina
1/29/94	Travis Best	Florida State
1/19/94	Travis Best	at Wake Forest
1/4/94	James Forrest	Maryland
12/29/93	Travis Best	St. John's (Madison Square Garden)
12/15/93	Travis Best	Georgia (The Omni)
3/4/93	Travis Best	Florida State
2/28/93	Travis Best	at NC State
2/23/93	Travis Best	Virginia
2/20/93	James Forrest	at Wake Forest
2/20/93	Travis Best	at Wake Forest
2/17/93	Travis Best	at Richmond
2/10/93	Travis Best	at Duke
2/4/93	Travis Best	Clemson
1/23/93	Travis Best	at Virginia
1/21/93	James Forrest	Wake Forest
1/21/93	Travis Best	Wake Forest
1/16/93	James Forrest	College of Charleston
1/16/93	Travis Best	College of Charleston
1/9/93	James Forrest	Duke
12/19/92	Malcolm Mackey	Louisville (Georgia Dome)
12/19/92	James Forrest	Louisville (Georgia Dome)
3/27/92	Malcolm Mackey (45)	Memphis State (Kansas City, Mo.)
3/21/92	Malcolm Mackey	Southern California (Milwaukee, Wisc.)
3/14/92	Malcolm Mackey	Duke (Charlotte, N.C.)
2/2/92	Jon Barry	North Carolina
1/28/92	Jon Barry	College Of Charleston
3/17/91	Malcolm Mackey	Ohio State (Dayton, Ohio)
3/8/91	Jon Barry	NC State (Charlotte, N.C.)
3/8/91	Kenny Anderson	NC State (Charlotte, N.C.)
3/2/91	Kenny Anderson	at Clemson
2/28/91	Kenny Anderson	North Carolina
2/19/91	Bryan Hill	at Virginia
2/19/91	Kenny Anderson	at Virginia
2/17/91	Kenny Anderson	at Arizona
2/13/91	Malcolm Mackey	at Maryland
2/13/91	Kenny Anderson	at Maryland
2/9/91	Jon Barry	at Wake Forest
2/9/91	Kenny Anderson	at Wake Forest
2/3/91	Kenny Anderson	NC State
1/30/91***	Malcolm Mackey	Duke
1/30/91***	Kenny Anderson	Duke
1/30/91***	Jon Barry	Duke
1/27/91	Jon Barry	at North Carolina
1/27/91	Kenny Anderson	at North Carolina
1/13/91	Malcolm Mackey	at NC State
1/13/91	Kenny Anderson	at NC State
12/19/90#	Kenny Anderson (55)	Georgia (The Omni)

12/15/90	Kenny Anderson	at Temple
12/5/90	Jon Barry (45)	St. John's (Landover, Md.)
12/5/90	Kenny Anderson (45)	St. John's (Landover, Md.)
12/1/90	Kenny Anderson	at Richmond
12/1/90	Jon Barry	at Richmond
12/1/90	Malcolm Mackey	at Richmond
3/25/90	Dennis Scott	Minnesota (New Orleans, La.)
3/23/90	Dennis Scott (45)	Michigan State (New Orleans, La.)
3/23/90	Kenny Anderson (45)	Michigan State (New Orleans, La.)
3/28/90	Dennis Scott	LSU (Knoxville, Tenn.)
3/17/90	Kenny Anderson	LSU (Knoxville, Tenn.)
3/11/90	Dennis Scott	Virginia (Charlotte, N.C.)
3/11/90	Kenny Anderson	Virginia (Charlotte, N.C.)
3/10/90	Kenny Anderson	Duke (Charlotte, N.C.)
3/10/90	Brian Oliver	Duke (Charlotte, N.C.)
3/9/90	Dennis Scott	NC State (Charlotte, N.C.)
3/9/90	Brian Oliver	NC State (Charlotte, N.C.)
3/3/90	Dennis Scott	Clemson
2/28/90	Dennis Scott	at North Carolina
2/28/90	Kenny Anderson	at North Carolina
2/24/90	Dennis Scott (45)	at Notre Dame
2/24/90	Kenny Anderson (45)	at Notre Dame
2/24/90	Brian Oliver (45)	at Notre Dame
2/22/90	Dennis Scott	Virginia
2/17/90	Dennis Scott (50)	at NC State
2/17/90	Kenny Anderson (50)	at NC State
2/15/90	Dennis Scott	Fordham (Madison Square Garden)
2/10/90	Brian Oliver	at Louisville
2/7/90	Kenny Anderson	Wake Forest
1/28/90	Kenny Anderson	at Duke
1/28/90	Brian Oliver	at Duke
1/25/90	Dennis Scott	at Clemson
1/25/90	Kenny Anderson	at Clemson
1/21/90	Dennis Scott (45)	at Virginia
1/16/90	Dennis Scott	Temple
1/11/90	Dennis Scott	Duke
1/11/90	Kenny Anderson	Duke
12/16/89	Dennis Scott	Georgia (The Omni)
12/16/89	Kenny Anderson	Georgia (The Omni)
12/4/89	Dennis Scott	Pittsburgh (Hartford, Conn.)
11/28/89	Dennis Scott	Richmond
3/17/89	Tom Hammonds	Texas (Dallas, Texas)
3/10/89	Tom Hammonds	North Carolina (The Omni)
3/4/89	Tom Hammonds (45)	at Clemson
2/18/89	Tom Hammonds	North Carolina
2/14/89	Dennis Scott	at Maryland
2/14/89	Brian Oliver	at Maryland
2/11/89	Tom Hammonds	Wake Forest
2/11/89	Dennis Scott	Wake Forest
2/8/89	Tom Hammonds	Iona (Madison Square Garden)
2/8/89	Dennis Scott	Iona (Madison Square Garden)
2/6/89	Tom Hammonds	at Virginia
2/6/89	Dennis Scott	at Virginia
2/2/89	Brian Oliver	Duke
1/28/89	Dennis Scott	at North Carolina
1/22/89	Dennis Scott (50)	at Illinois
1/15/89	Tom Hammonds	Louisville
1/15/89	Dennis Scott	Louisville
1/15/89	Brian Oliver	Louisville
1/7/89	Dennis Scott	Wake Forest (Greensboro, N.C.)
12/30/88	Tom Hammonds	Purdue (Honolulu, Hawaii)
12/30/88	Dennis Scott	Purdue (Honolulu, Hawaii)
12/30/88	Brian Oliver	Purdue (Honolulu, Hawaii)
12/29/88	Tom Hammonds	Illinois (Honolulu, Hawaii)
12/29/88	Brian Oliver	Illinois (Honolulu, Hawaii)
12/20/88	Tom Hammonds	at Richmond
12/20/88	Dennis Scott	at Richmond
12/20/88	Brian Oliver	at Richmond
12/17/88	Tom Hammonds	Georgia (The Omni)
12/17/88	Dennis Scott	Georgia (The Omni)
2/28/88	Tom Hammonds	Duke
2/25/88	Tom Hammonds	Virginia
2/13/88	Tom Hammonds	Wake Forest (Greensboro, N.C.)
2/8/88	Tom Hammonds	at Maryland
2/6/88	Tom Hammonds	DePaul
2/3/88	Duane Ferrell	at Duke
2/3/88	Tom Hammonds	at Duke
1/30/88	Tom Hammonds	at North Carolina
1/23/88	Duane Ferrell	at Virginia
12/5/87	Tom Hammonds	Georgia (The Omni)
11/23/87	Dennis Scott	at Florida
3/13/87	Tom Hammonds	LSU (Rosemont, Ill.)
3/1/87	Duane Ferrell	North Carolina (The Omni)
3/1/87	Bruce Dalrymple	North Carolina (The Omni)
3/1/87	Tom Hammonds	North Carolina (The Omni)
2/25/87	Bruce Dalrymple	at Clemson
2/21/87	Tom Hammonds	at Duke
2/21/87	Brian Oliver	at Duke

Top Bench Scorers

since 2000 (20+ points)

Date	Player (pts)	Opponent/Site
3/3/12	Jason Morris (22)	Wake Forest (Philips Arena)
1/11/12	Glen Rice, Jr. (22)	at NC State
1/7/12	Glen Rice, Jr. (28)	Duke (Philips Arena)
11/29/11	Jason Morris (21)	Northwestern (Philips Arena)
11/23/11	Glen Rice, Jr. (23)	Siena (Arena at Gwinnett)
1/25/11	Brian Oliver (28)	Virginia Tech
2/6/10	Zachery Peacock (22)	NC State
1/24/10	Brian Oliver (20)	at Florida State
11/22/09	Zachery Peacock (22)	Boston U. (Puerto Rico)
3/3/08	Zachery Peacock (23)	Virginia
2/17/08	Matt Causey (20)	Miami
1/19/08	Matt Causey (30)	Virginia Tech
1/3/07	Anthony Morrow (21)	Winston-Salem State
2/12/06	Zam Fredrick (22)	NC State
12/28/04	Anthony Morrow (20)	Lafayette
12/18/04	Will Bynum (28)	Gonzaga (Las Vegas, Nev.)
1/20/04	Will Bynum (25)	at Wake Forest
11/26/03	Isma'il Muhammad (22)	Connecticut (New York, N.Y.)
2/27/02	B.J. Elder (25)	Wake Forest
11/27/02	B.J. Elder (24)	Georgia
1/13/01	Halston Lane (21)	Wake Forest
12/9/2000	Halston Lane (23)	Kentucky (Philips Arena)

1/29/87	Tom Hammonds	Duke
1/22/87	Tom Hammonds	Virginia (The Omni)
1/22/87	Duane Ferrell	Virginia (The Omni)
1/22/87	Bruce Dalrymple	Virginia (The Omni)
1/20/87	Tom Hammonds	at Georgia Tech
1/10/87	Tom Hammonds	at NC State
1/3/87	Tom Hammonds (45)	at Wake Forest
1/3/87	Craig Neal (45)	at Wake Forest
12/29/86	Duane Ferrell	St. John's (Madison Square Garden)
12/29/86	Tom Hammonds	St. John's (Madison Square Garden)
12/20/86	Tom Hammonds	SMU (Tokyo, Japan)
12/19/86	Duane Ferrell (45)	Boston College (Tokyo, Japan)
12/19/86	Tom Hammonds (45)	Boston College (Tokyo, Japan)
12/14/86	Tom Hammonds	at LSU
12/3/86	Tom Hammonds	Georgia (The Omni)
2/9/86	John Salley	at Duke
2/6/86	Tom Hammonds	UNC Charlotte
2/6/86	Mark Price	UNC Charlotte
1/11/86	Bruce Dalrymple	Maryland
1/4/86	Mark Price	at Virginia
12/2/85	Bruce Dalrymple	at St. Louis
12/2/85	Mark Price	at St. Louis

SINGLE-GAME OPPONENT HIGHS

Most Points

121	UCLA (12-27-69)
118	North Carolina (2-12-72)
118	NC State (2-10-73)
114	Furman (2-11-54)
114	Wake Forest (3-8-07)
111	Furman (1-31-53)
111	Furman (1-13-55)
111	North Carolina (2-8-75)
108	Florida State, 2 ot (2-11-99)
108	Florida State (2-19-72)
108	Baylor (12-27-73)
108	North Carolina (2-9-74)
108	Clemson (1-24-01)
107	North Carolina (2-9-73)
107	Duke (2-22-75)
107	Texas (11-27-91)
107	North Carolina, 2 ot (2-8-98)
106	Clemson (2-22-66)
106	Duke (2-26-63)
105	Kentucky (1-9-54)
105	Georgia, 3 ot (12-19-90)
105	Illinois (11-23-01)
104	Kentucky (1-7-56)
104	Wisconsin (12-28-63)
104	Duke (1-10-02)
104	North Carolina (2-28-09)
103	Vanderbilt (2-29-64)
103	North Carolina (1-11-04)
102	Marquette (12-27-56)
102	NC State (2-12-66)
102	Bowling Green (12-30-72)
102	Oklahoma City (2-26-73)
102	Mercer (1-28-74)
102	Illinois (1-22-89)
102	Virginia Tech (2-13-11)*
101	Wake Forest (1-27-05)

*Last opponent to score 100 points

Fewest Points

6	Auburn (2-27-14)
7	Mercer (1-8-1909)
9	Savannah Athletic Club (12-30-23)
11	Georgia, ot (3-17-1906)
11	Clemson (2-8-13)
11	Birmingham Southern (2-25-21)
12	Auburn (2-20-14)
12	Auburn (1-28-22)
13	Clemson (1-5-24)
13	Auburn (2-19-26)
13	Clemson (1-20-37)
14	Newberry (3-5-20)
14	Sewanee (1-27-25)
14	Southern Bell (1-28-27)

Since 1949-50

36	Rice (11-22-12)
37	Wofford (1-31-77)
37	Alabama State (11-19-04)
38	Florida (2-10-50)
38	Auburn (2-7-61)
38	Cincinnati (3-2-78)
38	Georgia (2-18-80)
38	Presbyterian (11-14-12)
39	Chattanooga (12-3-48)
39	Charleston Southern (11-12-10)
39	Wake Forest (1-19-11)
40	Boston University (12-28-65)
40	Boston College (1-19-80)
40	Georgia Southern (2-13-82)
40	Maryland-Eastern Shore (1-3-85)
40	UNC Greensboro (12-31-96)
40	St. Louis (2-16-02)
40	Marist (12-23-03)

Most Points in a Half

67	Illinois (11-23-01, 1st)
67	North Carolina (2-9-73, 2nd)
62	NC State (2-10-73, 1st)
62	UCLA (12-27-69, 1st)
61	North Carolina (2-9-74, 2nd)
61	Baylor (12-27-73, 2nd)
61	North Carolina (2-12-72, 1st)
61	Wake Forest (3-2-05, 2nd)
61	Clemson (3-4-06, 2nd)
60	Bowling Green (12-30-72, 2nd)
60	Texas (11-27-91, 2nd)

Most Points - OT Period

24	Clemson (2-5-92)
21	Illinois (1-22-89)
17	North Carolina (2-8-98, 2nd)
17	Wake Forest (3-8-07, 1st)
16	Wake Forest (2-2-84)
15	Georgia (1-26-49)
15	Florida (2-22-60)
15	Rice (12-16-63)
15	Wake Forest (3-8-07, 2nd)
15	Virginia Tech (1-12-13)

Fewest Points - Half

8	Univ. of the South (12-2-80, 2nd)
12	UNC Greensboro (12-31-96, 1st)
12	Air Force (12-11-04, 1st)
13	Virginia (12-1-69, 1st)
13	St. Louis (2-16-02, 1st)
13	Charleston Southern (11-12-10, 1st)
13	Wake Forest (1-19-11, 2nd)
13	Presbyterian (11-14-12, 2nd)
14	Wofford (1-19-84, 1st)
14	Marist (12-23-03, 1st)

14	James Madison (12-15-04, 1st)
15	Wofford (1-31-77, 1st)
15	Georgia (11-26-76, 2nd)
15	Tennessee (2-17-59, 2nd)
15	Tennessee State (12-6-03, 1st)
15	Alabama A&M (12-17-03, 1st)

Field Goals

49	UCLA (12-27-69)
49	NC State (2-10-73)
46	North Carolina (2-8-75)
46	North Carolina (2-9-73)
46	Duke (2-22-75)
45	NC State (2-7-75)

Field Goal Attempts

103	Loyola Marymount (12-22-90)
94	North Carolina (2-9-73)
94	Georgia (12-19-90)
93	NC State (2-7-75)
93	Texas (11-27-91)
90	NC State (2-10-73)
90	NC State (2-8-74)

Highest Field Goal Pct.

.700	(28-40)	North Carolina (1-23-82)
.692	(27-39)	Clemson (1-12-11)
.667	(22-33)	Virginia (3-7-82)
.659	(29-44)	Georgia (1-16-74)
.652	(30-46)	Wake Forest (1-2-82)
.645	(40-62)	North Carolina (1-24-87)
.643	(27-42)	NC State (2-22-97)
.638	(37-58)	North Carolina (2-8-98)
.630	(29-46)	Wake Forest (3-10-96)
.625	(30-48)	Virginia (2-7-84)
.623	(38-61)	Tulane (1-7-67)
.621	(36-58)	Florida State (2-21-70)
.618	(21-34)	Virginia Tech (12-22-79)

Lowest Field Goal Pct.

.163	(13-80)	Kentucky (1-2-60)
.229	(11-48)	Rice (11-22-12)
.230	(17-74)	Howard (1-3-57)
.230	(17-74)	Alabama (12-17-62)
.235	(16-68)	Georgia (12-18-56)
.247	(20-81)	Virginia (3-13-92)
.250	(15-60)	Alabama State (12-17-12)
.254	(16-63)	Tennessee (2-20-62)
.254	(16-63)	UNC-G'boro (12-31-96)
.255	(14-55)	Wofford (11-24-00)
.255	(13-51)	Alabama A&M (12-17-03)
.255	(13-51)	Alabama St. (11-19-04)
.256	(20-78)	Tulane (2-8-58)

3-Point Field Goals

15	Presbyterian (1-6-08)
15	Louisville (1-15-94)
14	Clemson (1-24-01)
14	North Carolina (2-2-02)
14	Illinois (11-28-12)
14	Boston College (3-14-13)
13	Campbell (11-27-95)
13	Santa Clara (12-30-95)
13	Virginia (1-8-00)
13	Pennsylvania (11-19-01)
13	Illinois (11-23-01)
13	Duke (2-9-02)
13	NC State (1-14-06)

3-Point Field Goal Att.

41	NC State (1-24-04)
40	Marist (1-2-90)
38	Chattanooga (12-14-09)
36	Cornell (2-2-02)
36	Virginia (1-27-08)
35	Georgia (12-19-90)
34	North Texas (12-31-97)
33	Clemson (3-13-93)
33	Air Force (12-11-04)
32	Miami (3-4-09)
31	Furman (12-19-94)
31	North Carolina (2-2-02)
31	Gardner-Webb (12-1-02)
31	Florida State (3-6-04)
31	Wake Forest (1-27-05)
31	Presbyterian (1-6-08)
30	Georgia State (1-10-89)
30	NC State (1-8-92)
30	Mount St. Mary's (12-18-96)
30	Duke (2-21-01)
30	Mercer (11-22-08)
30	Boston U. (11-22-09)
30	Rice (11-22-12)

Highest 3-Point FG Pct.

Minimum 10 attempts		
.786	(11-14)	Clemson (1-12-11)
.667	(10-15)	UNLV (3-31-90)
.667	(12-18)	Duke (2-4-10)
.647	(11-17)	Duke (2-26-03)
.643	(9-14)	NC State (2-2-83)
.643	(9-14)	Maryland (1-4-94)
.643	(9-14)	Wake Forest (3-10-96)
.625	(10-16)	NC State (2-3-91)
.625	(10-16)	North Carolina (1-29-12)
.615	(8-13)	North Carolina (1-8-98)
.615	(8-13)	Maryland (3-6-98)
.615	(8-13)	Michigan (12-1-99)
.600	(9-15)	Michigan (11-26-93)
.600	(6-10)	Appalachian St. (2-21-83)
.600	(9-15)	Wake Forest (1-18-06)

Free Throws

41	Maryland (1-25-06)
37	Yale (12-28-73)
36	North Carolina (2-11-80)
36	Virginia (2-14-83)
36	Virginia Tech (2-23-08)
35	Southern Methodist (12-1-61)
35	Jacksonville (12-12-69)
35	Wake Forest (3-2-05)

Free Throw Attempts

52	Rice (12-16-63)
50	Alabama (1-23-74)
49	Virginia Tech (2-23-08)
47	Georgia (2-27-54)
46	Yale (12-28-73)
46	Wake Forest (3-2-05)
45	Auburn (2-28-54)
45	Maryland (1-25-06)

Highest Free Throw Pct.

Minimum 10 attempts		
1.000	(17-17)	St. Joseph's (11-17-11)
1.000	(14-14)	Wake Forest (2-13-88)
1.000	(12-12)	Virginia (1-23-88)
1.000	(11-11)	Virginia (1-4-86)
1.000	(11-11)	Virginia (3-15-86)
1.000	(11-11)	Virginia (2-18-87)
1.000	(11-11)	Augusta (12-12-87)
.955	(21-22)	Alabama (12-17-62)
.950	(19-20)	Florida State (2-3-04)

Lowest Free Throw Pct.

Minimum 10 attempts		
.250	(4-16)	Geo.Washington (3-18-05)
.273	(3-11)	Louisville (1-15-94)
.304	(7-23)	W-S State (11-14-08)
.313	(5-16)	Georgia State (12-3-77)
.313	(5-16)	LSU (12-14-86)
.333	(6-18)	Baylor (12-4-58)
.333	(5-15)	Louisiana State (2-9-59)
.333	(5-15)	Georgia State (1-10-77)
.333	(4-12)	North Texas (12-31-97)
.333	(7-21)	Maryland (1-5-93)
.333	(10-30)	Connecticut (11-26-03)
.333	(4-12)	Clemson (2-8-05)

Rebounds

68	Tennessee (1-24-59)
66	Auburn (2-27-74)
65	Kentucky (1-2-60)
63	Mississippi (1-14-57)
63	Auburn (1-22-58)
63	Tennessee (1-27-64)
62	Oklahoma City (2-14-59)
62	Vanderbilt (1-16-60)
61	Alabama (1-23-74)
60	Kentucky (1-25-60)
60	Georgia (12-7-67)

Assists

28	Maryland (2-16-00)
27	Florida State (2-21-70)
26	Florida State (2-14-66)
26	UT-Chattanooga (12-4-85)
26	North Carolina (3-2-88)
26	Clemson (3-4-89)
26	Georgia (12-19-90)
26	Duke (1-11-92)
26	North Carolina (2-28-09)

Steals

18	Maryland (2-21-99)
17	North Texas (12-31-98)
17	NC State (2-6-10)
16	Last time: Maryland (3-12-10)

Blocked Shots

13	Duke (2-5-05)
12	Alabama (1-23-74)
11	James Madison (11-20-91)
10	Arizona (2-17-91)
10	NC State (1-29-86)
10	Louisiana State (3-17-90)
10	Massachusetts (12-22-95)

Opponent Individual Highs

30-Point Games

51	Frank Selvy, Furman (2-11-54)
48	Rodney Monroe, NC State (1-13-91)
47	Doug McKendrick, Rice (12-6-65)
42	Shammond Williams, N. Car. (2-8-98)*
41	Will Solomon, Clemson (1-24-01)
Olivier Hanlan, Boston College (3-14-13)	
40	KeKe Hicks, Coastal Carolina (11-28-94)
40	Tyler Hansbrough, N. Carolina (2-15-06)
40	James Florence, Mercer (11-27-09)
39	Darrell Floyd, Furman (1-13-55)
39	Wayman Tisdale, Oklahoma (12-18-82)
39	Michael Jordan, North Carolina (1-29-83)
38	Ozie Edwards, Oklahoma City (2-28-73)
37	Grady Wallace, S. Carolina (12-20-56)
37	Johnny Arthurs, Tulane (2-15-69)
37	Marshall Rodgers, Pan Amer. (1-28-75)
37	Chris McGuthrie, Mt. St. Mary's (12-18-95)
36	David Thompson, NC State (12-10-73)
36	Evers Burns, Maryland (2-6-93)
36	Junior Burrough, Virginia (3-10-95)
35	Tony Windis, Wyoming (12-22-58)
35	Cotton Nash, Kentucky (1-6-62)
35	Randy Mahaffey, Clemson (2-3-65)
35	Willie Burton, Minnesota (3-25-90)

34	Ronnie Malone, So. Mississippi (1-31-74)
34	Lafester Rhodes, Iowa State (3-18-88)
34	Tony Massenburg, Maryland (2-3-90)
34	Shane Battier, Duke (1-20-01)
33	Jim Kerwin, Tulane (2-8-63)
33	Van Gregg, Clemson (11-28-72)
33	Dallas Comegys, DePaul (2-22-87)
33	Matt Roe, Maryland (2-13-91)
33	Christian Laettner, Duke (1-11-92)
33	Keith Booth, Maryland (3-9-96)
33	Juan Dixon, Maryland (2-16-00)
33	Tim Pickett, Florida State (2-3-04)
33	Nik Caner-Medley, Maryland (1-25-06)
33	Malcolm Delaney, Virginia Tech (2-13-11)
32	Bob Ayersman, Virginia Tech (12-20-57)
32	Tim Walter, William & Mary (12-21-64)
32	Jeff Morris, Tulane (1-20-72)
32	Phil Hicks, Tulane (1-19-74)
32	Bill Magarity, Georgia (3-7-74)
32	Steve Smith, Michigan State (3-23-90)
32	Malcolm Delaney, Va. Tech (3-6-10)

31	Nate Archibald, UTEP (12-20-68)
31	Tony Miller, Florida (2-5-75)
31	David Thompson, NC State (2-7-75)
31	Wesley Cox, Louisville (2-25-77)
31	Pat Cummings, Cincinnati (2-13-91)
31	Dominique Wilkins, Georgia (12-30-80)
31	Litterial Green, Georgia (12-19-90)
31	Rodney Monroe, NC State (2-3-91)
31	Danny Strong, NC State (2-25-96)
31	Antawn Jamison, North Carolina (2-8-98)
31	Curtis Staples, Virginia (2-14-98)
31	Juan Dixon, Maryland (1-15-00)
31	Rashad McCants, N. Carolina (2-10-04)
31	Derrio Green, Charlotte (1-2-10)

30	Jimmy Lee, Auburn (1-22-58)
30	Red Stroud, Mississippi State (1-14-63)
30	Ron Hawley, Louisville (2-16-63)
30	Jerry Waller, Georgia (2-20-65)
30	Johnny L. Napier, Tampa (1-2-69)
30	Charlie Scott, North Carolina (1-14-69)
30	John Mengelt, Auburn (1-17-70)
30	Len Bias, Maryland (2-22-86)
30	Horace Grant, Clemson (2-25-87)
30	Willie Anderson, Georgia (12-5-87)
30	Tony Massenburg, Maryland (2-14-89)
30	Bryant Stith, Virginia (1-21-90)
30	Ugonna Onyekwe, Penn (11-19-01)
30	Josh Howard, Wake Forest (1-19-03)
30	Ben Smith, Jacksonville (11-28-08)
30	Kyle Singler, Duke (2-4-10)

* Most points by an opponent at AMC

Rebounds

26	Bob Lienhard, Georgia (12-7-67)
22	Tim Duncan, Wake Forest (3-10-96)
20	Jerry Waller, Georgia (12-2-63)
20	Wayne Rollins, Clemson (1-8-77)
20	Tony Massenburg, Maryland (2-13-90)
20	Dale Davis, Clemson (3-3-90)

Field Goals

18	Evers Burns, Maryland (2-6-93)
18	Doug McKendrick, Rice (12-6-65)
17	Frank Selvy, Furman (2-11-54)
17	Marshall Rodgers, Pan Amer. (1-28-75)
17	Wayman Tisdale, Oklahoma (12-18-82)
17	Rodney Monroe, NC State (1-13-91)
16	Darrell Floyd, Furman (1-13-55)

CAREER STATISTICS OF TOP TECH PLAYERS

TONY AKINS

Guard • 5-11 • 185 • Lilburn, Ga.

- Second-team All-ACC as a senior (2002)
- 11th at Tech in scoring, fourth in assists
- Second in career three-point FG, sixth in steals




Career Statistics

Year	G-GS	FG- FGA	Pct	3P- 3PA	Pct	FT- FTA	Pct	Reb	Avg	A	Bl	St	Pts	Avg
1999	31-31	108- 344	.316	57- 198	.288	76- 114	.667	114	3.7	148	1	44	349	11.3
2000	30-26	111- 301	.369	68- 185	.368	55- 71	.775	99	3.3	108	2	35	345	11.5
2001	30-29	140- 318	.440	78- 186	.419	78- 103	.757	104	3.5	128	0	35	436	14.5
2002	31-31	170- 406	.419	98- 243	.403	90- 108	.833	118	3.8	176	0	59	528	17.0
Total	122-117	529-1369	.386	301-812	.371	299-396	.755	435	3.6	560	3	173	1658	13.6

KENNY ANDERSON

Guard • 6-2 • 166 • Rego Park, N.Y.

- Consensus first-team All-America, 1991
- Second-team All-America, 1990
- Two-time All-ACC, 1990-91
- ACC Rookie of the Year, 1990
- National Freshman of the Year, 1990
- Georgia Tech Hall of Fame, 2002
- Second pick in 1991 NBA draft (New Jersey Nets)
- Holds Tech single-game scoring record (50 points)



Career Statistics

Year	G-GS	FG- FGA	Pct	3P- 3PA	Pct	FT- FTA	Pct	Reb	Avg	A	Bl	St	Pts	Avg
1990	35-35	283- 549	.515	48- 117	.410	107- 146	.733	193	5.5	285	3	79	721	20.6
1991	30-30	278- 636	.437	65- 185	.351	155- 187	.829	171	5.7	169	2	89	776	25.9
Total	65-65	561-1185	.473	113-302	.374	262-333	.787	364	5.6	454	5	168	1497	23.0

DREW BARRY

Guard • 6-5 • 190 • Danville, Calif.

- All-ACC, 1996 (2nd team)
- ACC All-Freshman, 1993
- Academic All-ACC, 1993, 1996
- Tech's all-time leader in assists
- Led ACC in assists three straight years, 1994-96
- Second-round pick by Seattle in 1996 NBA Draft



Career Statistics

Year	G-GS	FG- FGA	Pct	3P- 3PA	Pct	FT- FTA	Pct	Reb	Avg	A	Bl	St	Pts	Avg
1993	30-13	80- 171	.468	25- 78	.321	33- 41	.805	102	3.4	164	9	42	218	7.3
1994	24-22	61- 145	.421	27- 81	.333	45- 58	.776	82	3.4	141	6	40	194	8.1
1995	27-27	119- 232	.513	50- 117	.427	73- 97	.753	131	4.9	181	13	46	361	13.4
1996	36-36	149- 367	.406	77- 209	.371	105- 133	.789	167	4.7	238	13	65	480	13.3
Total	117-98	409- 915	.447	179-485	.369	256-329	.778	482	4.1	724	41	193	1253	10.5

JON BARRY

Guard • 6-5 • 195 • Danville, Calif.

- All-ACC, 1992 (3rd)
- NBA first-round draft pick by Boston in 1992



Career Statistics

Year	G-GS	FG- FGA	Pct	3P- 3PA	Pct	FT- FTA	Pct	Reb	Avg	A	Bl	St	Pts	Avg
1991	30-30	180- 405	.444	77- 209	.368	41- 56	.732	110	3.7	110	16	53	478	15.9
1992	35-35	201- 468	.429	99- 265	.374	101- 145	.697	152	4.3	207	8	71	602	17.2
Total	65-65	381- 873	.436	176- 474	.371	142- 201	.706	262	4.0	317	24	124	1080	16.6

TRAVIS BEST

Guard • 5-11 • 186 • Springfield, Mass.

- Second-team all-America, 1995
- All-ACC second-team, 1994 and 1995; third-team in 1993
- One of only six 2,000-point scorers in Tech history
- First-round pick by Indiana Pacers in 1995



Career Statistics

Year	G-GS	FG- FGA	Pct	3P- 3PA	Pct	FT- FTA	Pct	Reb	Avg	A	Bl	St	Pts	Avg
1992	35-33	151- 336	.449	56- 145	.386	72- 98	.735	89	2.5	198	0	48	430	12.3
1993	30-30	163- 345	.472	80- 175	.457	82- 109	.752	94	3.1	176	6	51	488	16.3
1994	29-29	180- 390	.462	49- 144	.340	123- 142	.866	104	3.6	167	3	58	532	18.3
1995	30-30	209- 469	.446	73- 192	.380	116- 137	.847	95	3.2	151	6	60	607	20.2
Total	124-122	703-1540	.456	258-656	.393	393-486	.809	382	3.1	692	15	217	2057	16.6

BUD BLEMKER

Guard • 5-10 • 181 • Huntingburg, Ind.

- All-SEC, 1958 and 1959
- Georgia Tech Hall of Fame, 1965



Career Statistics

Year	G	FG- FGA	Pct	3P- 3PA	Pct	FT- FTA	Pct	Reb	Avg	A	Bl	St	Pts	Avg
1957	26	161- 421	.382	-	-	104- 125	.832	140	5.4	-	-	-	426	16.4
1958	26	182- 471	.386	-	-	88- 111	.793	128	4.9	-	-	-	452	17.4
1959	26	158- 406	.389	-	-	72- 109	.661	109	4.2	-	-	-	388	14.9
Totals	77	501-1298	.386	-	-	264-327	.807	377	4.8	-	-	-	1266	16.2

CHRIS BOSH

Forward • 6-10 • 210 • Lancaster, Texas

- All-ACC second-team, 2003
- ACC Rookie of the Year, 2003
- USBWA Freshman All-America, 2003
- USBWA, NABC all-district, 2003
- Fourth overall pick in 2003 NBA Draft (Toronto)



Career Statistics

Year	G-GS	FG- FGA	Pct	3P- 3PA	Pct	FT- FTA	Pct	Reb	Avg	A	Bl	St	Pts	Avg
2003	31-31	168- 300	.560	22- 46	.478	127- 174	.730	278	9.0	38	67	30	485	15.6

TICO BROWN

Guard • 6-5 • 203 • Kokomo, Ind.

- First-team All-Metro honors in 1977
- Second-team All-Metro in 1978
- Second-round draft pick by Utah Jazz in 1979



Career Statistics

Year	G	FG- FGA	Pct	3P- 3PA	Pct	FT- FTA	Pct	Reb	Avg	A	Bl	St	Pts	Avg
1977	28	191- 386	.495	-	-	78- 95	.821	152	5.4	35	18	16	460	16.4
1978	27	182- 379	.480	-	-	71- 96	.740	133	4.9	40	6	32	435	16.1
1979	26	171- 374	.457	-	-	71- 92	.772	102	3.9	24	0	16	413	15.9
Total	81	544-1139	.478	-	-	220-283	.777	387	4.8	99	24	64	1308	16.1

JIM CALDWELL

Center • 6-10 • 234 • Lawrenceburg, Ind.

- All-SEC, 1963 & 1964
- Academic All-America (2nd), 1964
- Academic All-SEC, 1963 & 1964
- Georgia Tech Hall of Fame, 1976



Career Statistics

Year	G	FG- FGA	Pct	3P- 3PA	Pct	FT- FTA	Pct	Reb	Avg	A	Bl	St	Pts	Avg
1963	26	141- 331	.426	-	-	75- 98	.765	283	10.9	-	-	-	357	13.7
1964	26	148- 381	.388	-	-	67- 114	.588	364	14.0	-	-	-	363	14.0
1965	25	172- 427	.402	-	-	90- 140	.642	346	13.8	-	-	-	434	17.4
Totals	77	461-1139	.405	-	-	232-352	.659	993	12.9	-	-	-	1154	15.0

LEWIS CLINCH

Guard • 6-3 • 196 • Cordele, Ga.

- ACC All-Tournament, 2009
- Finished career ninth at Tech in three-point field goals, 37th in points



Career Statistics

Year	G-GS	FG- FGA	Pct	3P- 3PA	Pct	FT- FTA	Pct	Reb	Avg	A	Bl	St	Pts	Avg
2006	23-8	78- 194	.402	31- 76	.408	17- 30	.567	65	2.8	48	1	18	204	8.9
2007	14-12	66- 124	.532	30- 63	.476	23- 30	.767	27	1.9	13	0	13	185	13.2
2008	32-14	105- 264	.398	44- 132	.333	33- 51	.647	62	1.9	42	4	19	287	9.0
2009	24-24	128- 346	.370	71- 210	.338	45- 66	.682	84	3.5	72	4	16	372	15.5
TOTAL	93-58	377- 928	.406	176- 481	.366	118- 177	.667	238	2.6	175	9	66	1048	11.3


Note: The players who appear on these pages either were named to an all-conference team during their Tech careers, or finished with at least 1,000 career points.

CAREER STATISTICS OF TOP TECH PLAYERS

JASON COLLIER

Forward • 7-0 • 255 • Springfield, Ohio

- Two-time second-team All-ACC selection
- Two seasons at Tech (denoted by *) after transferring from Indiana
- Became first Jacket to lead ACC in rebounding in 2000
- 15th overall pick by Milwaukee in 2000 NBA Draft




Career Statistics

Year	G-GS	FG- FGA	Pct	3P- 3PA	Pct	FT- FTA	Pct	Reb	Avg	A	Bl	St	Pts	Avg
1997	33-27	112- 258	.434	6- 13	.462	80- 117	.684	188	5.7	24	34	16	310	9.4
1998	9-8	36- 64	.563	0- 0	.000	24- 36	.667	47	5.2	9	9	6	96	10.7
1999*	25-25	153- 347	.441	32- 90	.356	92- 128	.719	182	7.3	36	34	15	430	17.2
2000*	30-30	178- 376	.473	31- 84	.369	122- 166	.735	276	9.2	49	33	23	509	17.0
Total*	55-55	331- 723	.458	63- 174	.362	214- 294	.728	458	8.3	85	67	38	939	17.1

JAVARIS CRITTENTON

Guard • 6-5 • 198 • Atlanta, Ga.

- Third-team All-ACC, ACC All-Freshman team, 2007
- Freshman All-America, 2007
- 19th pick in the 2007 NBA draft (Los Angeles Lakers)




Career Statistics

Year	G-GS	FG- FGA	Pct	3P- 3PA	Pct	FT- FTA	Pct	Reb	Avg	A	Bl	St	Pts	Avg
2007	32-31	158- 351	.450	36- 101	.356	108- 138	.783	119	3.7	184	124	2	65	14.4

BRUCE DALRYMPLE

Guard • 6-4 • 209 • Manhattan, N.Y.

- All-ACC, 1986 (2nd team), ACC Rookie of the Year, 1984
- Recorded the first triple-double in Tech history
- Georgia Tech Hall of Fame, 1994
- Second-round pick by Phoenix in 1987 NBA draft



Career Statistics

Year	G-GS	FG- FGA	Pct	3P- 3PA	Pct	FT- FTA	Pct	Reb	Avg	A	Bl	St	Pts	Avg
1984	29-29	148- 310	.477	-	-	98- 130	.754	201	6.9	65	5	41	394	13.6
1985	35-35	172- 343	.501	-	-	109- 150	.727	206	5.9	135	4	65	453	12.9
1986	34-34	151- 290	.521	-	-	64- 101	.634	171	5.0	138	2	70	366	10.8
1987	28-28	143- 326	.439	12- 45	.267	77- 107	.720	166	5.9	108	2	51	375	13.4
Total	126-126	614-1269	.484	12- 45	.267	348-488	.713	744	5.9	446	13	227	1588	12.6

MELVIN DOLD

Guard • 6-2 • 190 • Flora, Ill.

- Georgia Tech Hall of Fame, 1951



Career Statistics

Year	G	FG- FGA	Pct	3P- 3PA	Pct	FT- FTA	Pct	Reb	Avg	A	Bl	St	Pts	Avg
1948	25	115-	-	-	-	47-	-	-	-	-	-	-	277	11.1
1949	23	122-	-	-	-	41- 74	.554	-	-	-	-	-	285	12.4
1950	27	117-	-	-	-	65- 112	.580	-	-	-	-	-	299	11.1
1951	25	88-	-	-	-	43- 71	.606	-	-	-	-	-	219	8.8
Total	100	442-	-	-	-	196-	-	-	-	-	-	-	1080	10.8

SAMMY DRUMMER

Forward • 6-5 • 208 • Muncie, Ind.

- First-team All-Metro Conference, 1978
- Selected by Houston Rockets in 1979 NBA draft




Career Statistics

Year	G	FG- FGA	Pct	3P- 3PA	Pct	FT- FTA	Pct	Reb	Avg	A	Bl	St	Pts	Avg
1978	27	232- 504	.460	-	-	104- 128	.813	166	6.1	49	4	39	568	21.0
1979	26	257- 556	.462	-	-	102- 146	.699	177	6.8	39	3	51	616	23.7
Total	53	489-1060	.461	-	-	206- 274	.752	343	6.5	88	7	90	1184	22.3

B.J. ELDER

Guard • 6-4 • 218 • Madison, Ga.

- AP All-American (HM), 2004
- All-ACC second team (2004), third team (2003)
- USBWA, NABC all-district, 2004
- Wooden Award finalist, 2004




Career Statistics

Year	G-GS	FG- FGA	Pct	3P- 3PA	Pct	FT- FTA	Pct	Reb	Avg	A	Bl	St	Pts	Avg
2002	31-13	115- 269	.428	41- 114	.360	37- 47	.787	66	2.1	44	3	27	308	9.9
2003	30-28	171- 371	.461	61- 154	.396	47- 68	.691	79	2.6	73	2	33	450	15.0
2004	38-36	194- 468	.415	77- 206	.374	103- 132	.780	105	2.8	53	4	28	568	14.9
2005	23-21	107- 268	.399	43- 126	.341	33- 46	.717	53	2.3	26	3	18	290	12.6
Total	122-98	587-1376	.427	222-600	.370	220-293	.751	303	2.5	196	12	106	1616	13.2

DERRICK FAVORS

Forward • 6-10 • 246 • Atlanta, Ga.

- ACC Rookie of the Year, 2010; ACC All-Freshman team, 2010
- The Sporting News Freshman All-America, 2003
- Third overall pick in 2010 NBA Draft (New Jersey)




Career Statistics

Year	G-GS	FG- FGA	Pct	3P- 3PA	Pct	FT- FTA	Pct	Reb	Avg	A	Bl	St	Pts	Avg
2010	36-35	179- 293	.611	0- 1	.000	90- 143	.628	303	8.4	37	90	74	32	12.4

DUANE FERRELL

Forward • 6-7 • 209 • Baltimore, Md.

- All-ACC (2nd team), 1987 and 1988
- ACC Rookie of the Year, 1985
- Georgia Tech Hall of Fame, 1995
- Signed NBA free agent contract and played 11 years




Career Statistics

Year	G-GS	FG- FGA	Pct	3P- 3PA	Pct	FT- FTA	Pct	Reb	Avg	A	Bl	St	Pts	Avg
1985	32-28	117- 232	.504	-	-	56- 98	.571	131	4.1	71	4	13	290	9.1
1986	34-33	172- 289	.595	-	-	69- 91	.758	168	4.9	95	17	33	413	12.1
1987	29-29	201- 387	.519	6- 15	.400	112- 138	.811	170	5.9	79	7	34	520	17.9
1988	32-32	230- 432	.532	4- 14	.286	131- 175	.749	211	6.6	44	24	39	595	18.6
Total	127-122	720-1340	.537	10- 29	.345	368-502	.733	680	5.4	289	52	119	1818	14.3

JASON FLOYD

Forward • 6-6 • 205 • Hampton, Ga.

- Two-year starter under coach Bobby Cremins (1999-2000)
- Led Tech in free throw shooting in 1998-99
- Finished career among Tech's career leaders in three-point field goals




Career Statistics

Year	G-GS	FG- FGA	Pct	3P- 3PA	Pct	FT- FTA	Pct	Reb	Avg	A	Bl	St	Pts	Avg
1997	27-4	38- 115	.330	14- 62	.226	14- 17	.824	43	1.6	19	3	10	104	3.9
1998	33-1	71- 182	.390	44- 114	.386	26- 37	.703	79	2.4	35	7	17	212	6.4
1999	31-31	150- 375	.400	69- 211	.327	48- 57	.842	148	4.8	60	14	36	417	13.5
2000	30-26	104- 260	.400	42- 135	.311	32- 44	.727	107	3.6	36	10	16	282	9.4
Total	121-62	363- 932	.389	169-522	.324	120-155	.774	377	3.1	150	34	79	1015	8.4

JAMES FORREST

Forward • 6-8 • 243 • Atlanta, Ga.

- All-ACC first team, 1994
- All-ACC third team, 1995
- Everett Case Award (ACC Tournament MVP), 1993
- Freshman All-America, 1992



Career Statistics


Year	G-GS	FG- FGA	Pct	3P- 3PA	Pct	FT- FTA	Pct	Reb	Avg	A	Bl	St	Pts	Avg
1992	35-34	195- 383	.509	1- 4	.250	75- 106	.708	224	6.4	64	19	31	466	13.3
1993	30-29	246- 454	.542	2- 4	.500	92- 134	.687	226	7.5	43	28	31	586	19.5
1994	25-22	187- 400	.468	0- 6	.000	101- 141	.716	198	7.9	36	18	19	475	19.0
1995	24-23	184- 377	.488	0- 4	.000	83- 125	.664	198	8.3	38	23	34	451	18.8
Total	114-108	812-1614	.503	3- 18	.167	351-506	.694	846	7.4	181	88	115	1978	17.4

CAREER STATISTICS OF TOP TECH PLAYERS

TOM HAMMONDS

Forward • 6-9 • 227 • Crestview, Fla.

- Third-team All-America, 1989
- All-ACC first team, 1988 & 1989; second team, 1987
- #20 jersey retired, March 1, 1989
- First-round pick by Washington in 1989 NBA Draft
- Inducted into Georgia Tech Hall of Fame, 1996




Career Statistics

Year	G-GS	FG- FGA	Pct	3P- 3PA	Pct	FT- FTA	Pct	Reb	Avg	A	Bl	St	Pts	Avg
1986	34-33	168- 276	.609	-	-	80- 93	.816	219	6.4	37	11	14	416	12.2
1987	29-29	206- 362	.569	0- 0	.000	59- 74	.797	208	7.2	41	15	12	471	16.2
1988	30-30	229- 403	.568	0- 0	.000	109-132	.826	216	7.2	40	20	10	567	18.9
1989	30-30	250- 465	.538	1- 3	.333	126-163	.773	242	8.1	51	26	14	627	20.9
Total	123-122	853-1506	.566	1- 3	.333	374-462	.810	885	7.2	169	72	50	2081	16.9

MATT HARPRING

Forward • 6-8 • 225 • Dunwoody, Ga.

- First-team All-America, 1998
- Academic All-America, 1997 (2nd) & 1998 (1st)
- Three-time all-ACC first team, 1996-98
- NCAA & ACC Postgraduate Scholarships
- ACC All-Freshman, 1995
- #15 jersey retired, Feb. 28, 1998
- Tech's career leader in FT made and attempted
- Second in Tech history in career points, rebounds
- Finalist for Wooden and Naismith awards, 1998
- 15th pick in the 1998 NBA draft by the Orlando Magic



Career Statistics

Year	G-GS	FG- FGA	Pct	3P- 3PA	Pct	FT- FTA	Pct	Reb	Avg	A	Bl	St	Pts	Avg
1995	29-24	121- 250	.484	28- 73	.384	81- 110	.736	180	6.2	68	7	39	351	12.1
1996	36-36	233- 457	.510	66-154	.429	138-181	.762	293	8.1	79	5	61	670	18.6
1997	27-27	169- 410	.412	65-190	.342	110-163	.675	222	8.2	60	10	32	513	19.0
1998	32-32	230- 504	.456	52-168	.299	179-221	.810	302	9.4	82	7	44	691	21.6
Total	124-119	753-1621	.465	211-585	.361	508-675	.753	997	8.0	289	29	176	2225	17.9

LENNY HORTON

Forward • 6-7 • 190 • Vauxhall, N.J.

- Honorable mention All-Metro, 1978
- Drafted by Seattle Supersonics, 1980
- Metro All-Freshman, 1977
- Inducted into Georgia Tech Hall of Fame, 1985




Career Statistics

Year	G	FG- FGA	Pct	3P- 3PA	Pct	FT- FTA	Pct	Reb	Avg	A	Bl	St	Pts	Avg
1977	28	100- 213	.469	-	-	89- 119	.748	134	4.8	39	3	14	289	10.3
1978	27	107- 175	.611	-	-	80- 103	.777	202	7.5	33	8	16	294	10.9
1979	26	136- 223	.610	-	-	65- 78	.833	198	7.6	41	11	28	337	13.0
1980	26	171- 293	.584	-	-	104-127	.819	170	6.5	44	5	36	446	17.2
Total	107	514- 904	.568	-	-	338-427	.791	704	6.6	157	27	94	1411	13.2

JARRETT JACK

Guard • 6-3 • 202 • Fort Washington, Md.

- Honorable mention All-American, 2005
- All-ACC second team, 2005; third team, 2004
- ACC All-Tournament team, 2005
- USBWA All-District, 2005
- First-round draft choice, Denver, 2005 (traded to Portland)



Career Statistics

Year	G-GS	FG- FGA	Pct	3P- 3PA	Pct	FT- FTA	Pct	Reb	Avg	A	Bl	St	TP	Avg
2003	31-31	97- 213	.455	17- 60	.283	83- 118	.703	110	3.5	185	3	51	294	9.5
2004	38-38	145- 318	.456	30- 95	.316	154-192	.802	185	4.9	213	5	74	474	12.5
2005	32-31	164- 319	.514	46-104	.442	123-142	.866	155	4.8	145	3	58	497	15.5
Total	101-100	406- 850	.478	93-259	.359	360-452	.796	450	4.5	543	11	183	1265	12.5

ALVIN JONES

Center • 6-11 • 265 • Lakeland, Fla.

- All-ACC first-team, 2001
- ACC All-Defensive Team, 1998-01
- Has Tech records for blocks in a game, season, career
- Second player in Tech annals with 1,000 pts/1,000 rebs
- Drafted by the Philadelphia 76ers




Career Statistics

Year	G-GS	FG- FGA	Pct	3P- 3PA	Pct	FT- FTA	Pct	Reb	Avg	A	Bl	St	Pts	Avg
1998	33-31	80- 161	.497	0- 1	.000	64- 115	.557	220	6.7	28	141	18	224	6.8
1999	31-28	145- 277	.523	0- 0	.000	105-201	.522	302	9.7	53	107	18	395	12.7
2000	30-29	91- 205	.444	0- 1	.000	110-179	.615	241	8.0	43	76	24	292	9.7
2001	30-30	134- 278	.482	0- 2	.000	133-223	.596	312	10.4	46	101	28	401	13.4
Total	124-118	450- 921	.489	0- 4	.000	412-718	.574	1075	8.7	170	425	88	1312	10.6

ROGER KAISER

Guard • 6-1 • 190 • Dale, Ind.

- Consensus first-team All-America in 1961
- First-team All-America in 1960
- SEC Player of the Year, 1961
- Two-time All-SEC, 1960-61
- #21 jersey retired, 1961
- Finished with Tech career records for points, average
- Georgia Tech Hall of Fame, 1966
- NCAA Silver Anniversary Award, 1986



Career Statistics

Year	G	FG- FGA	Pct	3P- 3PA	Pct	FT- FTA	Pct	Reb	Avg	A	Bl	St	Pts	Avg
1959	26	138- 342	.404	-	-	106-127	.835	182	7.0	-	-	-	382	14.7
1960	28	237- 503	.471	-	-	164-190	.863	154	5.5	-	-	-	638	22.8
1961	26	216- 517	.418	-	-	176-203	.867	106	4.1	-	-	-	608	23.4
Total	80	591-1362	.434	-	-	446-520	.858	442	5.5	-	-	-	1628	20.4

BOBBY KIMMEL

Guard • 6-3 • 175 • Panama City, Fla.

- All-SEC, 1956 and 1957
- Georgia Tech Hall of Fame, 1963




Career Statistics

Year	G	FG- FGA	Pct	3P- 3PA	Pct	FT- FTA	Pct	Reb	Avg	A	Bl	St	Pts	Avg
1955	25	119- 361	.330	-	-	122-170	.718	-	-	-	-	-	360	14.4
1956	23	137- 342	.401	-	-	159-207	.768	204	8.9	-	-	-	433	18.8
1957	26	125- 367	.341	-	-	143-216	.662	223	8.6	-	-	-	393	15.1
Total	98	381-1070	.356	-	-	424-593	.715	-	-	-	-	-	1363	13.9

GANI LAWAL

Forward • 6-9 • 234 • Norcross, Ga.

- Third-team All-ACC, 2009, 2010
- Second-round pick (46th overall) in the 2010 NBA Draft (Phoenix)
- 31st on career scoring list, 12th in rebounds



Career Statistics

Year	G-GS	FG- FGA	Pct	3P- 3PA	Pct	FT- FTA	Pct	Reb	Avg	A	Bl	St	TP	Avg
2008	32-25	90- 158	.570	0- 1	.000	49- 99	.495	113	3.5	9	32	12	229	7.2
2009	31-30	184- 331	.556	0- 1	.000	99-177	.559	294	9.5	19	46	31	467	15.1
2010	36-36	172- 325	.529	0- 1	.000	127-222	.572	305	8.5	15	49	16	471	13.1
Total	99-91	446- 814	.548	0- 3	.000	275-498	.552	712	7.2	43	127	59	1167	11.8

MARVIN LEWIS

Guard • 6-4 • 205 • Germantown, Md.

- ACC All-Academic team, 2001, 2003, 2004
- ACC Post-Graduate Scholarship recipient
- Tied for most games played in Tech history
- 18th on career scoring list, 4th in three-point FG



Career Statistics


Year	G-GS	FG- FGA	Pct	3P- 3PA	Pct	FT- FTA	Pct	Reb	Avg	A	Bl	St	TP	Avg
2001	30-29	88- 213	.413	40-107	.374	46- 53	.868	134	4.5	44	3	28	262	8.7
2002	31-31	111- 272	.408	54-138	.391	63- 72	.875	122	3.9	56	5	41	339	10.9
2003	31-28	127- 305	.416	63-172	.366	60- 73	.822	108	3.5	67	5	27	377	12.2
2004	38-33	142- 323	.440	82-206	.398	52- 65	.800	107	2.8	54	6	29	418	11.0
Total	130-121	468-1113	.420	239-623	.384	221-263	.840	471	3.6	221	19	125	1396	10.7

CAREER STATISTICS OF TOP TECH PLAYERS

MALCOLM MACKEY

Center • 6-11 • 248 • Chattanooga, Tenn.

- All-ACC, 1991 (second team) & 1992 (third team)
- ACC All-Tournament, 1990 (3rd team) & 1992 (2nd)
- Tech's all-time leader in rebounds and games played
- First-round selection by Phoenix in 1993 NBA draft




Career Statistics

Year	G-GS	FG- FGA	Pct	3P- 3PA	Pct	FT- FTA	Pct	Reb	Avg	A	Bl	St	Pts	Avg
1990	35-33	113- 202	.559	0- 0	.000	26- 59	.441	262	7.5	16	41	13	252	7.2
1991	30-30	190- 345	.551	0- 1	.000	80-134	.597	321	10.7	30	54	16	460	15.3
1992	35-35	212- 388	.546	0- 1	.000	129-189	.683	316	9.0	54	43	17	553	15.8
1993	30-29	193- 364	.530	0- 1	.000	83-130	.638	306	10.2	41	61	14	469	15.6
Total	130-127	708-1299	.545	0- 3	.000	318-512	.621	1205	9.3	141	199	60	1734	13.3

MICHAEL MADDOX

Forward • 6-9 • 226 • Atlanta, Ga.

- Three-year starter
- Member of 1996 ACC regular-season champions




Career Statistics

Year	G-GS	FG- FGA	Pct	3P- 3PA	Pct	FT- FTA	Pct	Reb	Avg	A	Bl	St	Pts	Avg
1995	30-12	108- 238	.454	26- 68	.382	31- 54	.574	135	4.5	36	19	27	273	9.1
1996	36-36	128- 257	.498	29- 68	.426	47- 72	.653	168	4.7	41	28	16	332	9.2
1997	27-27	97- 241	.402	30- 91	.330	37- 59	.627	163	6.0	38	13	24	261	9.7
1998	33-33	163- 343	.475	48-126	.381	63- 92	.685	221	6.7	57	33	35	437	13.2
Total	126-108	496-1079	.460	133-353	.377	178-277	.643	687	5.5	172	93	102	1303	10.3

STEPHON MARBURY

Guard • 6-3 • 180 • Brooklyn, N.Y.

- First-team All-ACC, ACC Rookie of the Year, 1996
- Third-team All-America, 1996
- Freshman All-America, 1996
- ACC All-Tournament, 1996
- Fourth pick in the 1996 NBA draft (Milwaukee, traded to Minnesota)




Career Statistics

Year	G-GS	FG- FGA	Pct	3P- 3PA	Pct	FT- FTA	Pct	Reb	Avg	A	Bl	St	Pts	Avg
1996	36-35	235- 514	.457	88-238	.370	121-164	.738	113	3.1	161	4	63	679	18.9

ANTHONY MORROW

Guard • 6-5 • 215 • Charlotte, N.C.

- All-ACC (honorable mention), 2008
- Holds Tech record for career free throw percentage
- Finished 19th on Tech all-time points list, 3rd in three-point FG



Career Statistics

Year	G-GS	FG- FGA	Pct	3P- 3PA	Pct	FT- FTA	Pct	Reb	Avg	A	Bl	St	Pts	Avg
2005	31-0	61- 154	.396	38-104	.365	17- 19	.895	59	1.9	11	8	14	177	5.7
2006	28-28	154- 348	.443	78-182	.429	63- 71	.887	127	4.5	46	5	30	449	16.0
2007	32-10	104- 244	.426	61-146	.418	49- 58	.845	87	2.7	28	3	19	318	9.9
2008	32-32	154- 336	.458	81-181	.448	67- 78	.859	130	4.1	34	10	36	456	14.3
Total	123-70	473-1082	.437	258-613	.421	196-226	.867	403	3.3	119	26	99	1400	11.4

CRAIG NEAL

Guard • 6-5 • 166 • Washington, Ind.

- All-ACC (third team), 1989
- Holds Tech records for assists in game and season
- ACC record 303 assists in 1988
- Drafted by Portland in 1989 NBA draft



Career Statistics

Year	G-GS	FG- FGA	Pct	3P- 3PA	Pct	FT- FTA	Pct	Reb	Avg	A	Bl	St	Pts	Avg
1984	28-4	64- 136	.471	-	-	23- 34	.676	31	1.1	80	5	17	151	5.4
1985	4-0	4- 10	.400	-	-	2- 4	.500	3	0.8	9	0	1	10	2.5
1986	34-1	67- 156	.429	-	-	58- 70	.829	43	1.3	96	2	20	192	5.6
1987	29-16	74- 162	.457	34- 82	.415	36- 43	.837	52	1.8	171	3	33	218	7.5
1988	32-30	80- 170	.471	32- 88	.364	55- 77	.714	68	2.1	303	12	56	247	7.7
Total	127-51	289- 634	.456	66-170	.388	174-228	.763	197	1.6	659	22	127	818	6.4

JIM NOLAN

Center • 6-8 • 210 • Macon, Ga.

- All-SEC Tournament, 1948; All-SEC, 1949
- Drafted by the Philadelphia Warriors
- Georgia Sports Hall of Fame, 1962
- Georgia Tech Hall of Fame, 1962


Career Statistics

Year	G	FG- FGA	Pct	3P- 3PA	Pct	FT- FTA	Pct	Reb	Avg	A	Bl	St	Pts	Avg
1946	21	-	-	-	-	-	-	-	-	-	-	-	-	-
1947	20	58-	-	-	-	36-	-	-	-	-	-	-	152	7.6
1948	21	93-	-	-	-	65-	-	-	-	-	-	-	251	12.0
1949	24	-	-	-	-	-	-	-	-	-	-	-	-	-
Total	86	420-	-	-	-	296-	-	-	-	-	-	-	1136	13.2

BRIAN OLIVER

Guard • 6-4 • 211 • Smyrna, Ga.

- Second-team All-ACC, 1989 and 1990
- ACC Tournament MVP, 1990
- Second-round pick by Philadelphia, 1990 NBA draft
- Only Tech player with 1,000 points, 500 rebounds and 500 assists
- Georgia Tech Hall of Fame, 2000



Career Statistics

Year	G-GS	FG- FGA	Pct	3P- 3PA	Pct	FT- FTA	Pct	Reb	Avg	A	Bl	St	Pts	Avg
1987	29-15	72- 158	.456	7- 18	.389	54- 75	.720	91	3.1	92	3	26	205	7.1
1988	32-32	157- 310	.506	13- 38	.342	76-102	.745	139	4.3	112	0	42	403	12.6
1989	32-32	191- 345	.554	28- 70	.400	106-135	.785	179	5.6	223	1	44	516	16.1
1990	34-34	260- 504	.516	57-147	.388	147-204	.721	204	6.0	111	5	28	724	21.3
Total	127-113	680-1317	.516	105-273	.385	383-516	.742	613	4.8	538	9	140	1848	14.6

ZACHERY PEACOCK

Forward • 6-8 • 235 • Miami, Fla.

- 40th on Georgia Tech career scoring list




Career Statistics

Year	G-GS	FG- FGA	Pct	3P- 3PA	Pct	FT- FTA	Pct	Reb	Avg	A	Bl	St	Pts	Avg
2007	30-9	63- 131	.481	11- 38	.289	27- 48	.563	88	2.9	20	8	18	164	5.5
2008	27-0	99- 197	.503	12- 40	.300	58- 72	.806	106	3.9	27	12	24	268	9.9
2009	30-30	108- 237	.456	6- 15	.400	55- 75	.733	144	4.8	28	21	32	277	9.2
2010	35-1	114- 239	.477	19- 51	.373	53- 67	.791	143	4.1	34	10	36	300	8.6
Total	122-40	384- 804	.478	48-144	.333	193-262	.737	481	3.9	109	51	110	1009	8.3

MARK PRICE

Guard • 6-1 • 174 • Enid, Okla.

- Three-time All-America (first-team in 1985)
- Four-time all-ACC selection (first-team, 1984-85-86)
- Finalist for Wooden and Naismith awards, 1986
- ACC Player of the Year, 1985
- Everett Case Award (ACC Tournament MVP), 1985
- ACC Rookie of the Year, 1983
- #25 jersey retired, March 2, 1986; #25 jersey also retired by Cleveland Cavaliers
- Georgia Sports Hall of Fame, 2005; Georgia Tech Hall of Fame, 1991
- Second-round pick by Dallas in 1986 (traded to CLE)



Career Statistics

Year	G-GS	FG- FGA	Pct	3P- 3PA	Pct	FT- FTA	Pct	Reb	Avg	A	Bl	St	Pts	Avg
1983	28-28	201- 462	.435	73-166	.440	93-106	.877	105	3.8	91	4	55	568	20.3
1984	29-29	191- 375	.509	-	-	70- 85	.824	61	2.1	121	0	55	452	15.6
1985	35-35	223- 462	.483	-	-	137-163	.840	71	2.0	150	2	66	583	16.7
1986	34-34	233- 441	.528	-	-	124-145	.855	94	2.8	148	5	64	590	17.4
Total	126-126	848-1740	.487	73-166	.440	424-499	.850	331	2.6	510	11	240	2193	17.4

TERRY RANDALL

Guard • 5-10 • 165 • Columbia, Ky.

- All-SEC, 1958 and 1959
- Georgia Tech Hall of Fame, 1970



Career Statistics


Year	G	FG- FGA	Pct	3P- 3PA	Pct	FT- FTA	Pct	Reb	Avg	A	Bl	St	Pts	Avg
1957	26	153- 346	.442	-	-	112-135	.830	132	5.1	-	-	-	418	16.1
1958	25	157- 387	.406	-	-	94-123	.764	142	5.7	-	-	-	408	16.3
1959	26	138- 324	.426	-	-	87-110	.791	131	5.0	-	-	-	363	14.0
Total	77	448-1057	.424	-	-	293-368	.796	405	5.3	-	-	-	1189	15.4

CAREER STATISTICS OF TOP TECH PLAYERS

JOHN SALLEY

Forward-Center • 7-0 • 231 • Brooklyn, N.Y.

- Second-team All-America, 1986
- Second-team All-ACC, 1985 & 1986
- #22 jersey retired, March 2, 1986
- Georgia Tech Hall of Fame, 1991
- 11th pick in the 1986 NBA draft (New Jersey)
- Part of four NBA championship teams in his professional career




Career Statistics

Year	G-GS	FG- FGA	Pct	3P- 3PA	Pct	FT- FTA	Pct	Reb	Avg	A	Bl	St	Pts	Avg
1983	27-27	104- 207	.502	0- 0	.000	102- 160	.638	153	5.7	36	35	18	310	11.5
1984	29-29	126- 214	.589	-	-	89- 132	.674	167	5.8	73	67	22	341	11.8
1985	35-35	193- 308	.627	-	-	105- 165	.636	250	7.1	93	82	29	491	14.0
1986	34-34	172- 284	.606	-	-	101- 170	.594	228	6.7	117	59	28	445	13.1
Total	125-125	595-1013	.587	0- 0	.000	397- 627	.633	798	6.4	319	243	97	1587	12.7

DENNIS SCOTT

Forward • 6-8 • 229 • Reston, Va.

- First-team All-America, National Player of the Year, 1990
- Two-time All-ACC, 1989 (3rd) & 1990 (1st)
- ACC Player of the Year, 1990
- ACC Rookie of the Year, 1988
- Holds Tech records for 3-pt FG in game, season & career
- Scored ACC-record 970 points in 1990
- Fourth pick in 1990 NBA draft by Orlando Magic
- Georgia Tech Hall of Fame, 2001



Career Statistics

Year	G-GS	FG- FGA	Pct	3P- 3PA	Pct	FT- FTA	Pct	Reb	Avg	A	Bl	St	Pts	Avg
1988	32-31	181- 411	.440	98-208	.471	36- 55	.655	161	5.0	116	11	43	496	15.5
1989	32-32	227- 512	.443	116-292	.397	79- 97	.814	131	4.1	98	7	45	649	20.3
1990	35-35	336- 722	.465	137-331	.414	161-203	.793	231	6.6	71	33	62	970	27.7
Total	99-98	744-1645	.452	351-831	.422	276-355	.777	523	5.3	285	51	150	2115	21.4

IMAN SHUMPERT

Guard • 6-5 • 212 • Oak Park, Ill.

- Second-team All-ACC, 2011
- ACC All-Defensive Team, 2011
- ACC All-Tournament (2nd team), 2010
- Fourth pick in 1990 NBA draft by Orlando Magic



Career Statistics

Year	G-GS	FG- FGA	Pct	3P- 3PA	Pct	FT- FTA	Pct	Reb	Avg	A	Bl	St	Pts	Avg
2009	31-31	106- 271	.391	32-102	.314	86- 131	.656	121	3.9	154	6	64	330	10.6
2010	30-29	104- 270	.385	37-111	.333	54- 75	.720	108	3.6	120	5	58	299	10.0
2011	31-31	177- 436	.406	42-151	.278	141-175	.806	184	5.9	108	6	85	537	17.3
Total	92-91	387- 977	.396	111-364	.305	281-381	.738	413	4.5	382	17	207	1166	12.7

PETE SILAS

Forward • 6-6 • 180 • Miami, Fla.

- All-SEC, 1951 (3rd) & 1953 (1st)
- 1955 Pan-Am Games, Gold Medal
- Drafted by Minneapolis Lakers
- NCAA Silver Anniversary Award, 1978




Career Statistics

Year	G	FG- FGA	Pct	3P- 3PA	Pct	FT- FTA	Pct	Reb	Avg	A	Bl	St	Pts	Avg
1951	27	121-	-	-	-	75- 109	.688	-	-	-	-	-	317	11.6
1952	23	156-	-	-	-	81-	-	-	-	-	-	-	393	17.8
1953	22	144- 432	.333	-	-	86- 131	.656	-	-	-	-	-	374	17.0
Total	72	421-	-	-	-	242-	-	-	-	-	-	-	1084	15.1

BROOK STEPPE

Guard • 6-5 • 190 • Atlanta, Ga.

- Tech's first All-ACC player in 1982 (second team)
- First-round NBA pick in 1983 by Kansas City




Career Statistics

Year	G-GS	FG- FGA	Pct	3P- 3PA	Pct	FT- FTA	Pct	Reb	Avg	A	Bl	St	Pts	Avg
1979	26	57- 113	.504	-	-	55- 67	.821	35	1.3	21	3	16	169	6.5
1980	26	178- 352	.506	-	-	135- 168	.804	111	4.3	64	4	27	491	18.9
1982	25-24	175- 329	.532	-	-	95- 129	.736	136	5.4	49	10	26	445	17.8
Total	77	410- 794	.516	-	-	285- 364	.783	282	3.7	134	17	69	1105	14.4

JIM THORNE

Guard • 6-2 • 175 • Cuyahoga Falls, Ohio

- Finished career as Tech's all-time assists leader
- Georgia Tech Hall of Fame, 1979




Career Statistics

Year	G	FG- FGA	Pct	3P- 3PA	Pct	FT- FTA	Pct	Reb	Avg	A	Bl	St	Pts	Avg
1969	24	49- 156	.314	-	-	55- 70	.786	94	3.9	88	-	-	153	6.4
1970	27	97- 182	.533	-	-	85- 109	.780	95	3.5	163	-	-	279	10.3
1971	30	160- 333	.480	-	-	77- 108	.713	112	5.5	160	-	-	397	13.2
Total	81	306- 671	.456	-	-	217- 287	.756	301	3.7	411	-	-	829	10.2

PHIL WAGNER

Guard • 6-2 • 187 • Cynthiana, Ky.

- Drafted by Atlanta Hawks, 1968
- Georgia Tech Hall of Fame, 1973



Career Statistics

Year	G	FG- FGA	Pct	3P- 3PA	Pct	FT- FTA	Pct	Reb	Avg	A	Bl	St	Pts	Avg
1966	26	145- 304	.477	-	-	97- 123	.789	92	3.5	99	-	-	387	14.9
1967	21	164- 291	.564	-	-	82- 104	.788	106	5.0	88	-	-	410	19.5
1968	20	140- 292	.479	-	-	112- 137	.818	132	6.6	78	-	-	392	19.6
Total	67	449- 887	.506	-	-	291- 364	.799	330	4.9	265	-	-	1189	17.7

JIM WOOD

Center • 6-8 • 210 • Steubenville, Ohio

- All-Metro, 1977 (second team)
- Georgia Tech Hall of Fame, 1985



Career Statistics

Year	G	G- FGA	Pct	3P- 3PA	Pct	FT- FTA	Pct	Reb	Avg	A	Bl	St	Pts	Avg
1974	25	119- 257	.463	-	-	40- 58	.690	138	5.5	18	-	-	278	11.1
1975	26	167- 327	.511	-	-	55- 78	.705	249	9.6	23	-	-	389	15.0
1976	27	165- 334	.494	-	-	68- 94	.723	166	6.1	31	-	-	398	14.7
1977	28	151- 313	.482	-	-	92- 124	.742	187	6.7	28	-	-	394	14.1
Totals	106-602-	1231	.489	-	-	255-	354.720	740	7.0	100	-	-	1459	13.8

RICH YUNKUS

Forward-Center • 6-9 • 215 • Benton, Ill.

- Second-team All-America, 1971; third-team, 1970
- Sixth in the nation in scoring in 1970
- Tech's all-time leader in points & scoring avg.
- Three-time Academic All-America, 1969-71
- #40 jersey retired, 1971
- Georgia Tech Hall of Fame, 1976





Career Statistics

Year	G	FG- FGA	Pct	3P- 3PA	Pct	FT- FTA	Pct	Reb	Avg	A	Bl	St	Pts	Avg
1969	25	243- 465	.523	-	-	117- 156	.750	276	11.0	31	-	-	603	24.1
1970	27	317- 568	.558	-	-	180- 217	.829	323	12.0	60	-	-	814	30.1
1971	32	314- 691	.454	-	-	187- 241	.776	356	11.1	50	-	-	815	25.5
Total	84	874- 1724	.507	-	-	484- 614	.788	955	11.4	141	-	-	2232	26.6

CAREER TOTALS OF ALL TECH PLAYERS SINCE 1979-80

Years	Name	G	MP	FG	FGA	Pct	3P	3PA	Pct	FT	FTA	Pct	O-	D	Reb	Avg	A	TO	Bl	St	Pts	Avg
1984-85	Adams, Bud	3	12	0-	1	.000	0-	0	.000	4-	6	.667	0-	0	0	0.0	0	0	1	0	4	1.3
2006-09	Aminu, Alade	105	1786	300-	563	.533	0-	1	.000	113-	189	.598	173-	305	478	4.6	53	118	105	66	713	6.8
1989-91	Anderson, Kenny	65	2488	561-	1185	.43	113-	302	.374	262-	333	.787	113-	251	364	5.6	454	252	5	168	1497	23.0
2007-09	Anderson, Ty	10	27	3-	8	.375	0-	3	.000	0-	2	.000	3-	1	4	0.4	0	3	0	1	6	0.6
1998-02	Akins, Tony	122	3969	529-	1369	.386	301-	812	.371	299-	396	.755	80-	355	435	3.6	561	404	3	173	1658	13.6
1996-01	Babul, Jon	100	2153	140-	382	.366	15-	67	.223	133-	207	.643	188-	214	402	4.0	108	137	38	48	428	4.3
1990-94	Balanis, Rod	34	95	13-	31	.419	1-	9	.111	7-	9	.778	5-	11	16	0.5	11	11	1	0	34	1.0
1993-95	Barbic, Yann	23	152	19-	48	.396	5-	19	.263	8-	13	.615	12-	17	29	1.3	16	26	0	7	51	2.2
1989-94	Barnes, Darryl	63	365	37-	84	.440	0-	0	.000	13-	26	.500	21-	58	79	1.3	10	23	33	4	87	1.4
1992-96	Barry, Drew	117	3910	409-	915	.447	179-	485	.369	256-	329	.778	76-	406	482	4.1	724	366	41	193	1253	10.7
1990-92	Barry, Jon	65	2319	381-	873	.436	176-	474	.371	142-	201	.706	63-	199	262	4.0	317	188	24	124	1080	16.6
2006-10	Bell, D'Andre	124	2349	214-	505	.424	33-	101	.327	121-	165	.733	73-	159	232	1.9	163	171	31	123	582	4.7
1991-95	Best, Travis	124	4504	703-	1540	.456	258-	656	.393	393-	486	.809	66-	316	382	3.1	692	324	15	217	2057	16.6
1987-88	Boisvert, Dave	9	27	4-	10	.400	0-	0	.000	0-	3	.000	0-	12	12	1.3	4	0	0	1	8	0.9
2002-03	Bosh, Chris	31	960	168-	300	.560	22-	46	.478	127-	174	.730	95-	183	278	9.0	38	72	67	30	485	15.6
1981-83	Bradford, Maurice	51	582	147-	310	.474	0-	1	.000	89-	158	.563	-	-	214	4.2	96	78	10	23	383	7.5
1994-97	Brennan, Bryan	31	49	6-	24	.250	2-	8	.250	5-	8	.625	3-	4	7	0.2	3	3	0	5	19	0.6
1988-89	Brittain, Maurice	32	653	60-	97	.619	0-	0	.000	23-	31	.742	-	-	146	4.6	43	0	16	10	143	4.5
2001-04	Brooks, Robert	111	1287	100-	217	.461	0-	0	.000	44-	74	.594	97-	191	288	2.6	56	78	52	55	244	2.2
1988-90	Brown, Karl	67	1643	64-	187	.342	18-	62	.290	90-	133	.677	14-	97	111	1.7	233	47	3	69	236	3.5
2004-05	Bynum, Will	62	1489	220-	545	.404	83-	255	.325	165-	216	.764	28-	117	145	2.3	154	132	1	60	688	11.1
1981-84	Byrd, Anthony	79	920	248-	481	.516	23-	57	.000	96-	125	.768	-	-	169	2.1	85	35	7	65	615	7.8
2006-09	Cage, Gary	10	33	1-	3	.333	1-	2	.500	2-	3	.667	0-	1	1	0.1	5	3	0	1	5	0.5
1985-86	Carr, Michael	7	22	3-	6	.500	0-	0	.000	1-	2	.500	0-	3	3	0.6	1	0	0	0	7	1.4
1996-97	Cassidy, Omar	7	24	0-	2	.000	0-	2	.000	0-	1	.000	0-	0	0	0.0	6	4	0	2	0	0.0
2007-08	Causey, Matt	30	538	72-	121	.421	36-	85	.424	37-	49	.755	8-	37	45	1.5	111	72	1	29	217	7.2
1988	Christian, Michael	9	159	15-	42	.357	7-	13	.538	4-	7	.571	-	-	22	2.4	25	0	2	3	41	4.6
2006-09	Clinch, Lewis	93	2420	377-	928	.406	176-	481	.366	118-	177	.667	71-	167	238	2.6	175	191	9	66	1048	11.3
1980-82	Cole, Dave	28	164	21-	47	.447	0-	0	.000	22-	38	.579	-	-	44	1.6	2	27	4	2	64	2.3
1998-00	Collier, Jason	55	1824	331-	723	.458	63-	174	.362	214-	294	.728	129-	329	458	8.3	85	184	67	38	939	17.1
2009-12	Craig, Derek	23	80	8-	26	.308	3-	17	.176	2-	2	1.000	1-	8	9	0.4	6	8	0	4	21	0.9
2006-07	Crittendon, Javaris	32	1003	158-	351	.450	36-	101	.356	108-	138	.783	28-	91	119	3.7	184	124	2	65	460	14.4
1998	Culbreth, Bert	5	19	2-	9	.222	1-	6	.167	0-	0	.000	0-	3	3	0.6	0	1	1	0	5	1.0
1983-87	Dalrymple, Bruce	126	4331	614-	1269	.484	12-	45	.267	348-	488	.713	-	-	744	5.9	446	-	13	227	1588	12.6
2005-07	Dickey, Ra'Sean	89	1806	301-	501	.601	1-	4	.250	172-	247	.696	149-	304	453	5.1	52	183	96	60	775	8.7
2008-09	Dieng, Bassirou	9	58	4-	5	.800	1-	1	1.000	2-	5	.400	3-	9	12	1.3	1	6	3	1	11	1.2
1988-91	Domalik, Brian	57	409	28-	88	.318	22-	64	.344	15-	29	.517	7-	17	24	0.4	43	34	0	8	93	1.6
2002-05	Elder, B.J.	122	3130	587-	1376	.427	222-	600	.370	220-	293	.751	127-	176	303	2.5	196	216	12	106	1616	13.2
1993-97	Elisma, Eddie	122	3200	368-	669	.550	2-	5	.400	166-	281	.591	342-	423	765	6.3	91	182	180	90	904	7.4
2001-03	Ewing, David	13	17	2-	4	.500	0-	0	.000	0-	0	.000	0-	4	4	0.3	0	1	0	0	4	0.3
2009-10	Favors, Derrick	36	989	179-	293	.611	0-	1	.000	90-	143	.629	108-	195	303	8.4	37	90	74	32	448	12.4
2007-08	Faye, Mouhammad	35	416	51-	131	.389	10-	45	.222	17-	36	.472	35-	51	86	2.5	26	42	14	21	129	3.7
1999-01	Fein, Shaun	60	1792	249-	449	.554	140-	368	.380	86-	126	.683	41-	149	190	3.2	168	101	7	57	718	12.0
1984-88	Ferrell, Duane	127	3999	720-	1340	.537	10-	29	.345	368-	502	.733	-	-	680	5.4	289	0	52	119	1818	14.3
1996-00	Floyd, Jason	121	2888	363-	932	.389	169-	522	.324	120-	155	.774	152-	225	377	3.1	150	184	34	79	1015	8.4
1984-87	Ford, Antoine	98	1375	109-	239	.456	0-	0	.000	63-	96	.656	-	-	276	2.8	50	0	87	18	281	2.9
2009-12	Foreman, Nick	106	928	49-	115	.426	19-	49	.388	27-	39	.692	38-	58	96	0.9	34	25	10	32	144	1.4
1991-95	Forrest, James	114	3775	812-	1614	.503	3-	18	.167	351-	507	.692	268-	578	846	7.4	181	236	88	115	1978	17.4
2005-06	Fredrick, Zam	47	934	121-	310	.390	33-	105	.314	54-	75	.720	17-	66	83	1.8	125	107	3	28	329	7.0
1990-93	Gaddy, James	17	43	6-	19	.316	1-	2	.000	0-	0	.000	5-	4	9	0.5	7	4	0	3	13	0.8
1981-82	Gardner, Scott	11	-	2-	5	.400	0-	0	.000	0-	3	.000	0-	3	3	0.3	0	2	0	0	4	0.4
1995-96	Gaston, Juan	35	351	50-	110	.455	5-	16	.313	22-	38	.579	35-	43	78	2.2	12	18	3	21	127	3.6
1990-92	Geiger, Matt	62	1683	295-	507	.582	0-	5	.000	133-	192	.693	164-	262	426	6.9	63	122	94	30	723	11.7
1990-91	Gemberling, Brian	4	8	3-	7	.429	0-	1	.000	0-	0	.000	2-	3	5	1.3	0	1	0	0	6	1.5
1997-98	Glover, Dion	33	1163	222-	503	.441	45-	166	.271	119-	186	.640	73-	93	166	5.0	86	119	8	70	608	18.4
1980-82	Goza, Lee	53	828	176-	284	.620	0-	0	.000	94-	144	.653	-	-	285	5.4	52	134	20	12	446	8.4
1979-81	Hall, Fred	41	859	147-	365	.403	0-	0	.000	54-	86	.628	-	-	117	2.9	29	86	8	23	348	8.5
1985-89	Hammonds, Tom	123	4387	853-	1506	.566	1-	3	.333	374-	467	.801	-	-	885	7.2	169	0	72	59	2081	16.9
1991-95	Harlicka, Todd	45	116	10-	45	.222	5-	27	.185	4-	4	1.000	7-	6	13	0.3	8	17	2	13	29	0.7
1994-98	Harpring, Matt	124	4506	753-	1621	.465	211-	585	.361	508-	675	.753	395-	602	997	8.0	289	356	29	178	2225	17.9
2001	Harpring, Patrick	8	14	1-	7	.143	1-	2	.500	0-	0	.000	1-	1	2	0.2	0	1	0	1	3	0.4
1982-84	Harvey, Tim	55	1018	87-	193	.451	2-	2	1.000	70-	116	.603	-	-	187	3.4	54	0	31	13	246	4.5
2011-12	Hicks, Nate	47	402	28-	51	.549	0-	0	.000	9-	23	.391	39-	59	98	2.1	7	19	28	3	65	1.4
1990-93	Hill, Bryan	94	1908	174-	398	.437	47-	118	.398	79-	144	.549	77-	139	216	2.3	192	159	19	73	474	5.0
1994-96	Hodge, Bucky	53	281	20-	57	.351	1-	2	.500	6-	12	.500	25-	26	51	1.0	10	25	11	3	47	0.9
1979-80	Horton, Lenny	26	957	171-	293	.584	0-	0	.000	104-	127	.819	-	-	170	6.5	44	55	5	36	446	17.2
1981-82	Howard, Brian	25	-	73-	137	.533	0-	0	.000	29-	39	.744	-	-	47	1.9	62	66	1	19	175	7.0
1999-01	Isenhour, Michael	39	300	14-	45	.311	0-	0	.000	9-	14	.643	14-	24	38	1.0						

CAREER TOTALS OF ALL TECH PLAYERS SINCE 1979-80



Years	Name	G	MP	FG- FGA	Pct	3P- 3PA	Pct	FT- FTA	.Pct	O- D	Reb	Avg	A	TO	Bl	St	Pts	Avg
1996-98	Machado, Pablo	48	397	29- 58	.500	0- 0	.000	24- 46	.522	28- 40	68	1.4	24	28	14	6	82	1.7
1989-93	Mackey, Malcolm	130	4141	708-1299	.545	0- 3	.000	318- 512	.621	476- 729	1205	9.3	141	265	199	60	1734	13.3
1994-98	Maddox, Michael	126	3639	496-1079	.460	133- 353	.377	178- 277	.643	232- 455	687	5.5	172	251	93	102	1303	10.3
1979-80	Mann, John	26	899	50- 107	.467	0- 0	.000	10- 20	.500	-	84	3.2	41	43	4	30	110	4.2
1982-86	Mansell, Jack	68	329	29- 83	.349	0- 2	.000	24- 32	.750	-	71	1.0	11	0	10	11	82	1.2
1996	Marbury, Stephon	32	1345	235- 514	.457	88- 238	.370	121- 164	.738	34- 79	113	3.1	161	115	4	63	679	18.9
1984-88	Martinson, John	50	173	9- 23	.391	0- 2	.000	22- 35	.629	-	9	0.2	16	0	0	11	40	0.8
2002-05	McHenry, Anthony	130	2076	144- 367	.392	25- 117	.214	54- 97	.557	96- 211	307	2.4	159	131	95	110	367	2.8
1988-90	McNeil, Johnny	67	1567	144- 266	.541	0- 0	.000	101- 137	.737	63- 293	356	5.3	53	30	19	29	389	5.8
1996-98	Medlock, Jan	21	49	5- 10	.500	0- 0	.000	5- 6	.833	3- 6	9	0.4	5	7	4	1	15	0.7
2008-11	Miller, Maurice (Moe)	115	2279	201- 530	.379	69- 225	.307	221- 268	.787	52- 190	242	2.1	342	232	7	130	682	5.9
1982-83	Mills, David	14	54	5- 8	.625	4- 6	.000	3- 4	.750	-	5	0.4	6	0	0	1	17	1.2
2000-04	Moore, Clarence	103	2058	236- 553	.427	64- 178	.363	124- 187	.663	168- 297	465	4.5	146	153	57	116	660	6.4
1992-94	Moore, Martice	56	1585	228- 538	.424	56- 159	.000	61- 88	.693	85- 174	259	4.6	117	128	28	54	573	10.2
2011-12	Moore, McPherson	10	19	3- 6	.500	2- 3	.667	0- 0	.000	2- 1	3	0.3	1	1	2	1	8	0.8
1996-97	Morris, Kevin	27	781	54- 197	.274	36- 131	.275	15- 25	.600	15- 43	58	2.1	85	67	2	43	159	5.9
2005-08	Morrow, Anthony	123	2906	473-1082	.437	258- 613	.421	196- 226	.867	152- 251	403	3.3	119	140	26	99	1400	11.4
2002-05	Muhammad, Isma'il	126	2512	388- 796	.487	11- 44	.250	192- 390	.492	208- 324	532	4.2	182	228	33	129	979	7.8
1986-91	Munlyn, James	103	966	81- 210	.386	0- 0	.000	49- 92	.533	25- 202	227	2.2	30	11	45	31	211	2.0
1994-96	Murphy, Ryan	22	51	10- 26	.385	4- 13	.308	2- 3	.667	5- 2	7	0.3	9	3	1	2	26	1.2
1983-88	Neal, Craig	127	3095	289- 636	.454	66- 170	.388	174- 228	.763	-	197	1.6	659	0	22	127	818	6.4
1979-82	Neal, Steve	40	322	20- 56	.357	0- 0	.000	16- 29	.552	-	60	1.5	8	33	4	3	56	1.4
1998-02	Neal, Winston	24	39	3- 17	.176	0- 5	.000	1- 4	.250	3- 5	8	0.3	2	3	0	0	7	0.3
2002-04	Nelson, David	26	45	4- 10	.400	2- 5	.400	1- 2	.500	0- 2	2	0.1	5	10	0	2	11	0.4
2001-03	Nelson, Ed	62	1575	196- 439	.446	0- 8	.000	122- 194	.629	142- 276	418	6.7	43	106	33	52	514	8.3
1980-81	New, David	16	155	3- 13	.231	0- 0	.000	6- 8	.750	-	10	0.6	4	12	1	2	12	0.8
1990-94	Newbill, Ivano	123	2441	186- 367	.507	0- 6	.000	102- 219	.466	249- 405	654	5.3	123	151	82	56	474	3.9
1979-80	Nidiffer, Toby	7	23	1- 3	.333	0- 0	.000	0- 0	.000	-	2	0.3	0	0	0	0	2	0.3
1979-80	Noyes, Rob	22	514	24- 66	.364	0- 0	.000	26- 45	.578	-	79	3.6	30	32	2	13	74	3.4
2003-04	Nyström, Jim	21	101	16- 34	.471	8- 24	.333	2- 4	.500	2- 5	7	0.3	7	7	0	5	42	2.0
1979-80	O'Brien, Kerry	26	848	80- 138	.580	0- 0	.000	14- 25	.560	-	47	1.8	78	52	5	28	174	6.7
1986-90	Oliver, Brian	127	4425	680-1317	.516	105- 273	.385	383- 516	.742	82- 531	613	4.8	538	97	9	140	1848	14.6
2010-11	Oliver, Brian	58	1211	172- 457	.376	99- 292	.339	41- 53	.774	58- 108	166	2.9	63	73	16	24	484	8.3
1980-81	Patterson, Bill	2	30	8- 20	.400	0- 0	.000	1- 1	1.000	-	2	1.0	1	4	0	2	17	8.5
1982-83	Pearson, Danny	28	857	89- 176	.506	0- 0	.000	61- 87	.701	-	145	5.2	45	0	10	15	239	8.5
1979-80	Peck, Steve	20	168	8- 30	.267	0- 0	.000	8- 12	.667	-	23	1.2	5	22	0	3	24	1.2
2007-10	Peacock, Zachery	122	2660	384- 804	.478	48- 144	.333	193- 262	.737	188- 293	481	3.9	109	182	51	110	1009	8.3
1997-00	Perry, Kyle	14	22	2- 4	.500	0- 0	.000	1- 3	.333	0- 1	1	0.1	2	4	0	1	5	0.4
1983-85	Petway, Scott	64	1393	92- 202	.455	0- 0	.000	50- 70	.714	-	166	2.6	126	0	5	45	234	3.7
1998-99	Prentice, Jason	6	6	1- 3	.333	0- 0	.000	0- 1	.000	0- 1	1	0.2	1	0	0	0	2	0.3
1982-86	Price, Mark	126	4604	848-1740	.487	73- 166	.440	424- 499	.850	-	331	2.6	510	-	11	240	2193	17.4
2012-13	Reed, Brandon	61	1293	134- 385	.348	62- 195	.318	61- 88	.693	21- 156	177	2.9	75	84	3	37	391	6.4
1985-89	Reese, Willie	49	161	24- 48	.500	0- 0	.000	22- 36	.611	-	44	0.9	3	0	15	4	70	1.4
2010-12	Rice, Jr., Glen	87	2156	316- 727	.435	100- 289	.346	129- 211	.611	143- 278	421	4.8	185	162	47	111	861	9.9
2012-13	Royal, Julian	54	637	67- 164	.409	13- 43	.302	26- 35	.743	48- 55	103	1.9	21	41	14	15	173	3.2
1982-86	Salley, John	125	4197	595-1013	.587	0- 0	.000	397- 627	.633	-	798	6.4	319	0	243	97	1587	12.7
1995-97	Saunders, Gary	57	1423	182- 415	.439	46- 150	.307	72- 109	.661	63- 73	136	2.4	92	103	16	48	482	8.5
2002-05	Schenscher, Luke	119	2546	359- 662	.542	2- 5	.400	153- 242	.632	232- 408	640	5.4	95	198	157	68	873	7.3
1987-90	Scott, Dennis	99	3686	744-1645	.452	351- 831	.000	276- 355	.777	65- 458	523	5.3	285	90	51	150	2115	21.4
1979-81	Shaw, Steve	51	889	44- 113	.389	0- 0	.000	30- 61	.492	-	125	2.5	21	71	4	8	118	2.3
1985-89	Sherrod, Anthony	97	1029	134- 292	.459	4- 19	.211	46- 63	.730	-	203	2.1	58	0	4	22	318	3.3
2009-11	Shumpert, Iman	92	2877	387- 977	.396	111- 364	.305	281- 381	.738	103- 310	413	4.5	382	280	17	207	1166	12.7
2005-08	Smith, Jeremis	106	2679	343- 645	.532	7- 32	.219	259- 452	.573	263- 445	708	6.7	174	178	37	135	952	9.0
2012	Spain, D.J.	2	3	1- 2	.500	0- 0	.000	0- 0	.000	1- 0	1	0.5	1	1	0	0	2	1.0
1997-98	Spivey, Travis	33	958	63- 158	.399	17- 56	.304	44- 64	.688	34- 76	110	3.3	143	111	3	48	187	5.7
1979-82	Steppe, Brook	51	904	353- 681	.518	0- 0	.000	230- 297	.774	-	247	4.8	113	149	14	53	936	18.4
2008-11	Storrs, Lance	95	1275	88- 275	.320	58- 181	.320	24- 35	.686	30- 105	135	1.4	83	74	4	35	258	2.7
2003-06	Tarver, Theodis	96	1092	74- 159	.465	0- 0	.000	22- 37	.595	82- 124	206	2.1	34	66	82	36	199	2.1
1979-83	Thomas, George	96	1878	291- 712	.409	10- 31	.323	115- 185	.622	-	438	4.6	221	161	16	137	707	7.4
1996-00	Trotti, Paul	29	54	9- 27	.333	1- 6	.167	0- 0	.000	3- 5	8	0.3	7	3	0	0	19	0.7
2009-13	Udofia, Mfon	128	3251	329- 875	.376	117- 367	.319	202- 322	.627	95- 247	342	2.7	283	240	5	101	977	7.6
1997-01	Vines, T.J.	124	2396	176- 497	.354	108- 325	.332	81- 137	.591	50- 133	183	1.5	231	184	4	115	541	4.5
1991-94	Vinson, Fred	61	1143	150- 365	.411	92- 240	.383	35- 44	.795	62- 90	152	2.5	51	68	9	43	427	7.0
2004-07	West, Mario	103	1436	118- 251	.470	15- 52	.288	82- 121	.678	76- 157	233	2.3	130	90	21	119	333	3.2
1988-92	White, Greg	36	84	9- 31	.290	0- 3	.000	7- 13	.538	4- 4	8	0.2	7	8	0	2	25	0.7
1987-89	Whitmore, David	33	416	61- 117	.521	0- 1	.00	42- 62	.677	-	60	1.8	20	0	13	17	164	5.0
1995-96	Williams, Ajani	4	5	1- 3	.333	0- 0	.00	0- 0	.000	2- 0	2	0.5	1	0	0	0	2	0.5
1993-95	Williams, C.J.	31	337	34- 71	.479	8- 27	.296	19- 23	.826	16- 20	36	1.2	19	17	3	8	95	3.1
1979-80	Williams, John	4	10	1- 4	.250	0- 0	.00	5- 6	.833	-	2	0.5	0	1	0	0	7	1.8
1983-84	Williams, Ron	5	9	1- 2	.500	0- 0	.00	0- 0	.000	-	2	0.4	0	0	0	0	2	0.4
1980-84	Wilson, Greg	72	586	67- 161	.416	0- 0	.00	56- 111	.505	-	143	2.0	10	59	19	8	190	2.6
2006-07	Young, Thaddeus	31	917	177- 370	.478	39- 93	.419	52- 70	.743	72- 79	151	4.9	63	67	12	40	445	14.4

TECH PLAYERS IN THE NBA

Alade Aminu

Miami Heat (2010)

Kenny Anderson

New Jersey Nets (1991-95)
Charlotte Hornets (1996)
Portland Trailblazers (1997-98)
Boston Celtics (1998-2002)
Seattle Supersonics (2003)
New Orleans Hornets (2003)
Indiana Pacers (2004)
Atlanta Hawks (2005)
Los Angeles Clippers (2005)

Drew Barry

Atlanta Hawks (1998)
Seattle Supersonics (1999-2000)
Golden State Warriors (2000)
Atlanta Hawks (2000)

Jon Barry

Milwaukee Bucks (1992-95)
Golden State Warriors (1996)
Atlanta Hawks (1997)
Los Angeles Lakers (1998)
Sacramento Kings (1999-2001)
Detroit Pistons (2002-2003)
Denver Nuggets (2004)
Atlanta Hawks (2005)
Houston Rockets (2005-06)

Travis Best

Indiana Pacers (1996-2002)
Chicago Bulls (2002)
Miami Heat (2003)
Dallas Mavericks (2004)
New Jersey Nets (2005)

Chris Bosh

Toronto Raptors (2004-10)
Miami Heat (2011-13)

Will Bynum

Golden State Warriors (2006)
Detroit Pistons (2009-13)

Jim Caldwell

New York Knicks (1967-68)
New Jersey Americans (1967-68)
Kentucky Colonels (1968-69)

Jason Collier

Houston Rockets (2001-03)
Atlanta Hawks (2004-05)

Javaris Crittenton

Los Angeles Lakers (2008)
Memphis Grizzlies (2008-09)
Washington Wizards (2009-10)

Derrick Favors

New Jersey Nets/Utah Jazz (2011-12)
Utah Jazz (2012-13)

Duane Ferrell

Atlanta Hawks (1989-94)
Indiana Pacers (1995-97)
Golden State Warriors (1998-99)

Matt Geiger

Miami Heat (1993-95)
Charlotte Hornets (1996-98)
Philadelphia 76ers (1999-2002)

Dion Glover

Atlanta Hawks (2000-04)
Toronto Raptors (2004)
San Antonio Spurs (2005)

Tom Hammonds

Washington Bullets (1990-92)
Charlotte Hornets (1992)
Denver Nuggets (1993-97)
Minnesota Timberwolves (1998-2001)

Matt Harpring

Orlando Magic (1999-2000)
Cleveland Cavaliers (2001)
Philadelphia 76ers (2002)
Utah Jazz (2003-09)

Jarrett Jack

Portland Trail Blazers (2006-08)
Indiana Pacers (2009)
Toronto Raptors (2010-11)
New Orleans Hornets (2011-12)
Golden State Warriors (2013)
Cleveland Cavaliers (2014)

Alvin Jones

Philadelphia 76ers (2002)

Gani Lawal

Phoenix Suns (2011)

Malcolm Mackey

Phoenix Suns (1994)

Stephon Marbury

Minnesota Timberwolves (1997-99)
New Jersey Nets (1999-2001)
Phoenix Suns (2002-04)
New York Knicks (2004-08)
Boston Celtics (2009)

Anthony Morrow

Golden State Warriors (2009-10)
New Jersey Nets (2011-12)
Atlanta Hawks (2013)
New Orleans Pelicans (2014)

Craig Neal

Portland Trailblazers (1988-89)
Miami Heat (1988-89)
Denver Nuggets (1990-91)

Ivano Newbill

Detroit Pistons (1995)
Atlanta Hawks (1997)
Vancouver Grizzlies (1998)

Jim Nolan

Philadelphia Warriors (1949-50)

Brian Oliver

Philadelphia 76ers (1991-92)
Atlanta Hawks (1998)

Mark Price

Cleveland Cavaliers (1987-95)
Washington Bullets (1996)
Golden State Warriors (1997-98)
Orlando Magic (1998)

Glen Rice, Jr.

Washington Wizards (2014)

John Salley

Detroit Pistons (1987-92)
Miami Heat (1993-95)
Toronto Raptors (1996)
Chicago Bulls (1996)
Los Angeles Lakers (2000)

Luke Schenscher

Chicago Bulls (2006)
Portland Trail Blazers (2007)

Dennis Scott

Orlando Magic (1991-97)
Dallas Mavericks (1998)
Phoenix Suns (1998)
New York Knicks (1999)
Minnesota Timberwolves (1999)
Vancouver Grizzlies (2000)

Iman Shumpert

New York Knicks (2012-13)

DRAFT PICKS AND FREE AGENTS

2013

Glen Rice, Jr. - 2nd/35th pick, Philadelphia 76ers
Traded to Washington Wizards

2011

Iman Shumpert - 1st/17th pick, New York Knicks

2010

Derrick Favors - 1st/3rd pick, New Jersey Nets
Gani Lawal - 2nd/46th overall, Phoenix Suns

2009

Alade Aminu - FA, Miami Heat
Anthony Morrow - FA, Golden State Warriors

2007

Thaddeus Young - 1st/12th pick*, Philadelphia 76ers
Javaris Crittenton - 1st/19th, Los Angeles Lakers
Mario West - FA, Atlanta Hawks

2005

Jarrett Jack - 1st/22nd pick, Denver Nuggets
Traded to Portland Trail Blazers
Will Bynum - FA, Boston Celtics
Luke Schenscher - FA, Denver Nuggets

2003

Chris Bosh - 1st/4th pick*, Toronto Raptors

2001

Alvin Jones - 2nd/57th pick, Philadelphia 76ers

2000

Jason Collier - 1st/15th pick, Milwaukee Bucks
Traded to Houston Rockets

1999

Dion Glover - 1st/20th pick, Atlanta Hawks

1998

Matt Harpring - 1st/15th pick, Orlando Magic

1997

Eddie Elisma - 2nd/41st pick, Seattle Supersonics

1996

Stephon Marbury - 1st/4th pick*, Milwaukee Bucks
Traded to Minnesota Timberwolves
Drew Barry - 2nd/57th, Seattle Supersonics

1995

Travis Best - 1st/22nd pick, Indiana Pacers
James Forrester - 3rd/34th, Omaha Racers (CBA)

1994

Fred Vinson - FA, Atlanta Hawks
Ivano Newbill - FA, Detroit Pistons

1993

Malcolm Mackey - 1st/27th pick, Phoenix Suns

1992

Jon Barry - 1st/21st pick, Boston Celtics
Matt Geiger - 2nd/42nd, Miami Heat

1991

Kenny Anderson - 1st/2nd pick*, New Jersey Nets

1990

Dennis Scott - 1st/4th pick*, Orlando Magic
Brian Oliver - 2nd/32nd, Philadelphia 76ers

1989

Tom Hammonds - 1st/9th pick*, Washington Bullets
Anthony Sherrod - 7th/110th, Tulsa (CBA)

1988

Craig Neal - 3rd/71st pick, Portland Trailblazers
Duane Ferrell - FA, Atlanta Hawks;

1987

Bruce Dalrymple - 2nd/46th pick, Phoenix Suns

1986

Mark Price - 2nd/25th pick, Dallas Mavericks
Traded to Cleveland Cavaliers
John Salley - 1st/11th pick*, Detroit Pistons

1985

Yvon Joseph - 2nd/36th pick, New Jersey Nets

1983

George Thomas - 8th/173rd pick, Atlanta Hawks

1982

Brook Steppe - 1st/17th pick, Kansas City Kings

1980

Lenny Horton - 5th/112th pick, Seattle Supersonics

1979

Tico Brown - 2nd/23rd pick, Utah Jazz
Sammy Drummer - 4th/76th, Houston Rockets

1971

Rich Yunkus - 3rd/38th pick, Cincinnati Royals;
3rd, Carolina (ABA)

1970

Bob Seemer - 10th/169th pick, Milwaukee Bucks

1968

Phil Wagner - 6th/75th pick, Atlanta Hawks;
5th, Indiana (ABA)

1967

Pres Judy - Round n/a, Kentucky Colonels (ABA)

1965

Jim Caldwell - 3rd/28th pick, Los Angeles Lakers
Ronald Scharf - 15th/107th, Cincinnati Royals

1961

Roger Kaiser - 4th/41st pick, Chicago Bulls;
Round n/a, New York (ABL)

1960

Dave Denton - 6th/43rd pick, New York Knicks;
Round n/a, Hawaii (ABL)

1953

Pete Silas - Round n/a, Minneapolis Lakers

1950

Colin Anderson - Round n/a, Indianapolis Kautskys

1949

Jim Nolan - Round n/a, Philadelphia Warriors

1947

Frank Broyles - Round n/a, Toronto Huskies

**denotes lottery pick*

Brook Steppe

Kansas City Kings (1983)
Indiana Pacers (1984)
Detroit Pistons (1985)
Sacramento Kings (1987)
Portland Trailblazers (1989)

Fred Vinson

Atlanta Hawks (1995)
Seattle Supersonics (2000)

Phil Wagner

Indiana Pacers (1969)

Mario West

Atlanta Hawks (2008-10)
New Jersey Nets (2011)

Thaddeus Young

Philadelphia 76ers (2008-12)

ALL-AMERICANS

Roger Kaiser, G

1960	Look/USBWA (1st)
	The Sporting News (2nd)
1961*	Associated Press (1st)
	United Press Int'l (1st)
	NEA (1st)
	The Sporting News (1st)
	Look/USBWA (1st)
	NABC (2nd)

Rich Yunkus, C

1970	Associated Press (3rd)
	United Press Int'l (3rd)
	The Sporting News (HM)
1971	NABC (2nd)
	The Sporting News (HM)

Tico Brown, G

1977	The Sporting News (HM)
1978	The Sporting News (HM)
1979	The Sporting News (HM)

Sammy Drummer, F

1978	The Sporting News (HM)
1979	The Sporting News (HM)

Brook Steppe, F

1980	The Sporting News (HM)
------	------------------------

Mark Price, G

1983	The Sporting News (HM)
1984	United Press Int'l (3rd)
	Basketball Weekly (3rd)
	The Sporting News (HM)
1985#	ESPN (1st)
	NBC-TV (1st)
	Associated Press (2nd)
	Kodak (2nd)
	United Press Int'l (3rd)
	Basketball Weekly (3rd)
	The Sporting News (HM)
1986	Wooden (1st)
	NABC (2nd)
	Basketball Weekly (2nd)
	Associated Press (3rd)
	United Press Int'l (3rd)
	The Sporting News (HM)

John Salley, C

1985	The Sporting News (HM)
1986	NABC (2nd)
	Associated Press (HM)
	United Press Int'l (HM)

Duane Ferrell, F

1986	The Sporting News (HM)
1987	The Sporting News (HM)
1988	The Sporting News (HM)

Tom Hammonds, F

1986	The Sporting News (HM)
1987	The Sporting News (HM)
1988	The Sporting News (HM)
1989	The Sporting News (HM)
	NABC (3rd)
	Basketball Times (3rd)

Brian Oliver, G

1989	The Sporting News (HM)
1990	Associated Press (HM)
	United Press Int'l (HM)
	The Sporting News (HM)

Dennis Scott, F

1989	Sporting News (HM)
1990#	The Sporting News (1st)
	USBWA (1st)
	Naismith (1st)
	The National (1st)
	Associated Press (2nd)
	United Press Int'l (2nd)
	Wooden (2nd)
	Scripps Howard (2nd)
	NABC (3rd)

Kenny Anderson, G

1990	The Sporting News (2nd)
	Wooden (2nd)
	NABC (2nd)
	Associated Press (3rd)
	United Press Int'l (HM)
1991*	Associated Press (1st)
	United Press Int'l (1st)
	USBWA (1st)
	NABC (1st)
	The Sporting News (2nd)
	Basketball Times (1st)
	Basketball Weekly (1st)
	Naismith (1st)
	Wooden (1st)

Malcolm Mackey, F

1993	United Press Int'l (HM)
------	-------------------------

James Forrest, F

1993	Associated Press (HM)
1994	Associated Press (HM)

Travis Best, G

1994	Scripps-Howard (HM)
1995	Basketball Weekly (2nd)

Stephon Marbury, G

1996	Associated Press (3rd)
	College Sports (3rd)
	Wooden (3rd)

Matt Harpring, F

1997	The Sporting News (HM)
1998	Basketball America (1st)
	Dick Vitale (1st)
	USBWA (2nd)
	Basketball Weekly (2nd)
	Basketball News (2nd)
	Associated Press (3rd)
	Basketball Times (3rd)

B.J. Elder, G

2004	Associated Press (HM)
------	-----------------------

Jarrett Jack, G

2005	Associated Press (HM)
	SI.com (HM)
	Rivals.com (3rd)

* Consensus first-team selection

Consensus second-team selection



Academic All-America

1964	Jim Caldwell, C (2nd)
1969	Rich Yunkus, C
1970	Rich Yunkus, C
1971	Rich Yunkus, C
1997	Matt Harpring, F (2nd)
1998	Matt Harpring, F (1st)

Academic All-District III

1996	Matt Harpring, F
1997	Matt Harpring, F
1998	Matt Harpring, F
2004	Marvin Lewis, G

NCAA Postgraduate Scholarship

1998	Matt Harpring, F
------	------------------

NATIONAL/REGIONAL HONORS

James Naismith Award

1986	Mark Price (finalist)
	John Salley (nominated)
1987	Bruce Dalrymple (finalist)
1990	Dennis Scott (Player of the Year)
1994	Travis Best (nominated)
	James Forrest (nominated)
1997	Matt Harpring (nominated)
1997	Matt Harpring (finalist)
1998	Matt Harpring (finalist)

John Wooden Award

1986	Mark Price (finalist)
	John Salley (nominated)
1989	Tom Hammonds (finalist)
1990	Dennis Scott (finalist)
1994	Kenny Anderson (finalist)
	Travis Best (nominated)
	James Forrest (nominated)
1997	Matt Harpring (nominated)
1997	Matt Harpring (finalist)
1998	Matt Harpring (finalist)
2004	B.J. Elder (semi-finalist)

National Player of the Year

1990	Dennis Scott (The Sporting News)
------	----------------------------------

NABC All-District

1988	Tom Hammonds (1st)
	Duane Ferrell (2nd)
1989	Tom Hammonds (1st)
1990	Kenny Anderson (1st)
	Dennis Scott (1st)
	Brian Oliver (2nd)
1993	James Forrest (2nd)
	Malcolm Mackey (2nd)
1994	Travis Best (1st)
	James Forrest (2nd)
1995	Travis Best (1st)
1996	Stephon Marbury (1st)
1998	Matt Harpring (1st)
2001	Alvin Jones (2nd)
2003	Chris Bosh (1st)
2004	B.J. Elder (2nd)
2010	Gani Lawal (1st)

USBWA All-District

1993	Travis Best
1996	Stephon Marbury (1st)
1998	Matt Harpring (1st)
	Dion Glover (1st)
2003	Chris Bosh (1st)
2004	B.J. Elder (1st)
2005	Jarrett Jack (1st)

Basketball Times All-South

2005	Jarrett Jack (1st)
------	--------------------

National Freshman of the Year

1990	Kenny Anderson (UPI, Basketball Times, Scripps Howard)
------	--

Freshman All-America

1992	James Forrest (Basketball Times, 1st)
1993	Martice Moore (Basketball Times, 3rd)
1995	Matt Harpring (Basketball Weekly, 2nd)
1996	Stephon Marbury (Basketball Weekly, 1st)
	Chris Bosh (USBWA, 1st)
2003	Javaris Crittenton (College Insider)
2010	Derrick Favors (Sporting News)

NABC Silver Anniversary Award

1986	Roger Kaiser
------	--------------

NCAA Silver Anniversary Award

1978	Pete Silas
1986	Roger Kaiser

National Coach of the Year

1985	Bobby Cremins (CBS-TV, Chevrolet, NBC-TV Al McGuire, Basketball Times)
1990	Bobby Cremins (Naismith)
2004	Paul Hewitt (Fritz Pollard Award/BCA)

NABC District Coach of the Year

1988	Bobby Cremins
2001	Paul Hewitt

ATLANTIC COAST CONFERENCE HONORS

ACC Player of the Year

1985	Mark Price, G (AP)
1990	Dennis Scott, F

ACC Coach of the Year

1983	Bobby Cremins
1985	Bobby Cremins
1996	Bobby Cremins
2001	Paul Hewitt

ACC Rookie of the Year

1983	Mark Price, G
1984	Bruce Dalrymple, G
1985	Duane Ferrell, F
1986	Tom Hammonds, F
1988	Dennis Scott, G
1990	Kenny Anderson, G
1993	Martice Moore, G-F
1996	Stephon Marbury, G
2002	Ed Nelson, F
2003	Chris Bosh, F
2010	Derrick Favors, F

All-Atlantic Coast Conference

1982	Brook Steppe, G (2nd)
1983	Mark Price, G (2nd)
1984	Mark Price, G (1st)
1985	Mark Price, G (1st) John Salley, F (2nd)
1986	Mark Price, G (1st) John Salley, C (2nd) Bruce Dalrymple, G (2nd/AP)
1987	Duane Ferrell, F (2nd) Tom Hammonds, F (2nd/AP)
1988	Tom Hammonds, F (1st) Duane Ferrell, F (2nd) Craig Neal, G (3rd/AP)
1989	Tom Hammonds, F (1st) Brian Oliver, G (2nd) Dennis Scott, G (3rd/AP)
1990	Dennis Scott, F (1st*) Kenny Anderson, G (1st) Brian Oliver, G (2nd) *unanimous
1991	Kenny Anderson, G (1st) Malcolm Mackey, F (2nd)
1992	Jon Barry, G (3rd) Malcolm Mackey, F (3rd)
1993	Travis Best, G (3rd)
1994	James Forrest, F (1st) Travis Best, G (2nd)
1995	Travis Best, G (2nd) James Forrest, F (3rd)
1996	Matt Harpring, F (1st) Stephon Marbury, G (1st) Drew Barry, G (2nd)
1997	Matt Harpring, F (1st)
1998	Matt Harpring, F (1st)
1999	Jason Collier, F (2nd)
2000	Jason Collier, F (2nd)
2001	Alvin Jones, C (1st)
2002	Tony Akins, G (2nd)
2003	Chris Bosh, F (2nd) B.J. Elder, G (3rd)

2004	B.J. Elder, G (2nd) Jarrett Jack, G (3rd)
2005	Jarrett Jack, G (2nd)
2007	Javaris Crittenton, G (3rd)
2009	Gani Lawal, F (3rd)
2010	Gani Lawal, F (3rd)
2011	Iman Shumpert, G (2nd)

ACC All-Freshman Team

1993	Drew Barry, G (1st) Martice Moore, F (1st)
1995	Matt Harpring, F (1st)
1996	Stephon Marbury, G (1st)
1998	Dion Glover, G (1st) Alvin Jones, C (1st)
2001	Marvin Lewis, F (1st)
2002	Ed Nelson, F (1st) B.J. Elder, G (1st)
2003	Chris Bosh, F (1st)
2007	Javaris Crittenton, G (1st) Thaddeus Young, F (HM)
2010	Derrick Favors, F (1st)
2013	Robert Carter, Jr, F (coaches)

ACC All-Defensive Team

2000	Alvin Jones, C
2001	Alvin Jones, C
2003	Chris Bosh, F
2011	Iman Shumpert, G
2013	Daniel Miller, C (media)

Academic All-ACC Team

Established in 2010-11	
2011	Mfon Udofia
2012	Nate Hicks, Pierre Jordan
2013	Chris Bolden, Marcus Georges-Hunt

ACC Academic Honor Roll

1980	Kerry O'Brien
1982	Stu Lyons
1990	Greg White
1992	Rod Balanis, James Gaddy, Greg White
1993	Drew Barry
1994	Yann Barbic, Todd Harlicka, John Kelly
1995	Matt Harpring
1996	Drew Barry, Matt Harpring, John Kelly
1997	Matt Harpring, Jon Babul
1998	Matt Harpring
1999	Jon Babul
2000	Jon Babul
2001	Marvin Lewis
2003	Marvin Lewis
2004	Keith Jones, Marvin Lewis, David Nelson
2006	Gary Cage, Mario West
2008	Gary Cage
2010	D'Andre Bell, Daniel Miller, Sam Shew
2011	Nate Hicks, Mfon Udofia
2012	Derek Craig, Nate Hicks, Pierre Jordan, McPherson Moore

Weaver-James-Corrigan ACC Postgraduate Scholarship

1998	Matt Harpring
2004	Marvin Lewis

All Metro-Conference

1977	Tico Brown, G (1st) Jim Wood, C (2nd) Lenny Horton, F (All-Freshman)
1978	Sammy Drummer, F (1st), Tico Brown, G (2nd), Lenny Horton, F (HM)

Metro Coach of the Year

1977	Dwane Morrison
------	----------------

Academic All-Metro

1976	Mike Bottorff, G
------	------------------

All-Southeastern Conference Tournament

Served as All-SEC team from 1933-48	
1936	Burtz Boulware, G (2nd)
1937	Bo Johnston, C (1st) Bill Jordan, F (2nd)
1938	Bill Jordan, F (1st) Bo Johnston, C (2nd) Junior Anderson, G (2nd) Fletcher Sims, G (2nd)
1943	Herb Bergman, G (2nd)
1944	Wes Paxson, F (1st) Frank Broyles, G (2nd)
1945	Billy Williams, F (2nd) Frank Broyles, G (2nd)
1947	Frank Broyles, G (2nd)
1948	Jim Nolan, C (1st) Colin Anderson, G (2nd)
1952	Pete Silas, G (2nd)

All-Southeastern Conference

by Associated Press, Coaches	
1945	Frank Broyles, G (1st) Durand Holliday, F (2nd)
1949	Jim Nolan, C (2nd/AP) Colin Anderson, G (3rd/AP)
1950	Colin Anderson, G (1st/AP)
1951	Pete Silas, G (3rd/AP)
1953	Pete Silas, G (1st/AP)
1955	Joe Helms, G (3rd/AP)
1956	Bobby Kimmel, G (3rd/AP)
1957	Bobby Kimmel, G (3rd/AP, 2nd/C)
1958	Terry Randall, G (2nd/AP, 2nd/C) Bud Blemker, G (2nd/AP, 1st/C) Dave Denton, F (3rd/AP)
1959	Terry Randall, G (2nd/AP) Bud Blemker, G (2nd/AP, 1st/C)
1960	Dave Denton, C (1st/AP, 1st/C) Roger Kaiser, G (1st/AP, 1st/C)
1961	Roger Kaiser, G (1st/AP, 1st/C)
1963	Jim Caldwell, C (2nd/AP, 1st/C) Mike Tomasovich, F (3rd/AP)
1964	Jim Caldwell, C (2nd/AP, 1st/C) R.D. Craddock, G (2nd/AP, 1st/C)

ACADEMIC ALL-SEC

1962	Alan Nass, C (1st)
1963	Jim Caldwell, C (1st) Ron Scharf, F (2nd) Alan Nass, C (2nd)
1964	Jim Caldwell, C (1st) R.D. Craddock, G (2nd) Ron Scharf, F (HM) Bill Eidson, G (HM)

ACC Tournament History

1980, Greensboro Coliseum, Greensboro, N.C. #1 Maryland 51, #8 Georgia Tech 49, OT
1981, Capital Centre, Landover, Md. #1 Virginia 76, #8 Georgia Tech 47
1982, Greensboro Coliseum, Greensboro, N.C. #1 North Carolina 55, #8 Georgia Tech 39
1983, The Omni, Atlanta, Ga. #6 Georgia Tech 64, #3 Maryland 58 #2 Virginia 96, Georgia Tech 67
1984, Greensboro Coliseum, Greensboro, N.C. #3 Duke 67, #6 Georgia Tech 63, OT
1985, The Omni, Atlanta, Ga. (Champions) #1 Georgia Tech 55, #8 Virginia 48 Georgia Tech 75, #4 Duke 64 Georgia Tech 57, #2 North Carolina 54
1986, Greensboro Coliseum, Greensboro, N.C. (Runner-up) #1 Georgia Tech 79, #8 Clemson 61 Georgia Tech 64, #6 Maryland 62 #1 Duke 68, Georgia Tech 67
1987, Capital Centre, Landover, Md. #4 Virginia 55, #5 Georgia Tech 54
1988, Greensboro Coliseum, Greensboro, N.C. #5 Maryland 84, #4 Georgia Tech 67
1989, The Omni, Atlanta, Ga. #4 North Carolina 77, #5 Georgia Tech 62
1990, Charlotte Coliseum, Charlotte, N.C. (Champions) #3 Georgia Tech 76, #6 NC State 67 Georgia Tech 83, #2 Duke 72 Georgia Tech 70, #5 Virginia 61
1991, Charlotte Coliseum, Charlotte, N.C. #4 NC State 82, #5 Georgia Tech 68
1992, Charlotte Coliseum, Charlotte, N.C. #4 Georgia Tech 68, #5 Virginia 56 #1 Duke 89, Georgia Tech 76
1993, Charlotte Coliseum, Charlotte, N.C. (Champions) #6 Georgia Tech 69, #3 Duke 66 Georgia Tech 69, #7 Clemson 61 Georgia Tech 77, #1 North Carolina 75
1994, Charlotte Coliseum, Charlotte, N.C. #3 Wake Forest 74, #6 Georgia Tech 49
1995, Greensboro Coliseum, Greensboro, N.C. #4 Virginia 77, #5 Georgia Tech 67
1996, Greensboro Coliseum, Greensboro, N.C. (Runner-up) #1 Georgia Tech 88, # 9 NC State 73 Georgia Tech 84, #5 Maryland 79 #2 Wake Forest 75, Georgia Tech 74
1997, Greensboro Coliseum, Greensboro, N.C. #8 NC State 60, #9 Georgia Tech 46
1998, Greensboro Coliseum, Greensboro, N.C. #3 Maryland 83, #6 Georgia Tech 65
1999, Charlotte Coliseum, Charlotte, N.C. #3 North Carolina 78, #6 Georgia Tech 49
2000, Charlotte Coliseum, Charlotte, N.C. #7 Florida State 63, #8 Georgia Tech 62
2001, Georgia Dome, Atlanta, Ga. #5 Georgia Tech 74, #4 Virginia 69 #1 North Carolina 70, Georgia Tech 63

2002, Charlotte Coliseum, Charlotte, N.C. #3 Wake Forest 92, #6 Georgia Tech 83
2003, Greensboro Coliseum, Greensboro, N.C. #4 NC State 71, #5 Georgia Tech 65
2004, Greensboro Coliseum, Greensboro, N.C. #4 Georgia Tech 83, #5 North Carolina 82 #1 Duke 85, Georgia Tech 71
2005, MCI Center, Washington, D.C. (Runner-up) #5 Georgia Tech 73, #4 Virginia Tech 54 Georgia Tech 78, #1 North Carolina 75 #3 Duke 69, Georgia Tech 64
2006, Greensboro Coliseum, Greensboro, N.C. #6 Maryland 84, #11 Georgia Tech 62
2007, St. Pete Times Forum, Tampa, Fla. #11 Wake Forest 114, #5 Georgia Tech 112, 2 OT
2008, Bobcats Arena, Charlotte, N.C. #7 Georgia Tech 94, #10 Virginia 76 #2 Duke 82, Georgia Tech 70
2009, Georgia Dome, Atlanta, Ga. #12 Georgia Tech 86, #5 Clemson 81 #4 Florida State 64, Georgia Tech 62
2010, Greensboro Coliseum, Greensboro, N.C. #7 Georgia Tech 62, #10 North Carolina 58 #7 Georgia Tech 69, #2 Maryland 64 #7 Georgia Tech 64, #11 NC State 59 #1 Duke 65, #7 Georgia Tech 61
2011, Greensboro Coliseum, Greensboro, N.C. #6 Virginia Tech 59, #11 Georgia Tech 43
2012, Philips Arena, Atlanta, Ga. #6 Miami 54, #11 Georgia Tech 36
2013, Greensboro Coliseum, Greensboro, N.C. #8 Boston College 84, #9 Georgia Tech 64
ACC All-Tournament
1980 Brook Steppe, G (2nd)
1983 Mark Price, G (2nd)
1984 Mark Price, G (2nd)
1985 Mark Price, G (1st), Bruce Dalrymple, G (1st), Yvon Joseph, C (2nd), John Salley, F (2nd)
1986 Duane Ferrell, F (1st), Mark Price, G (2nd), Tom Hammonds, F (2nd), John Salley, F (3rd)
1990 Brian Oliver, G (1st), Dennis Scott, F (1st), Kenny Anderson, G (1st), Malcolm Mackey, F (3rd)
1992 Malcolm Mackey, F (2nd)
1993 James Forrest, F (1st), Drew Barry, G (1st), Travis Best, G (2nd)
1996 Matt Harpring, F (1st), Stephon Marbury, G (1st)
2001 Alvin Jones, C (2nd)
2004 B.J. Elder, G (2nd)
2005 Will Bynum, G (1st), Jarrett Jack, G (2nd)
2009 Lewis Clinch, G (2nd)
2010 Derrick Favors, F (1st), Gani Lawal, F (2nd), Iman Shumpert, G (2nd)

Everett Case Award (ACC Tournament MVP)
1985 Mark Price, G
1990 Brian Oliver, G
1993 James Forrest, F

Record by Site	
Bobcats Arena, Charlotte, N.C.	1-1
Capital Centre, Landover, Md.	0-2
Charlotte (N.C.) Coliseum	7-6
Georgia Dome, Atlanta, Ga.	2-2
Greensboro (N.C.) Coliseum	8-15
MCI Center, Washington, D.C.	2-1
The Omni, Atlanta, Ga.	4-2
Philips Arena, Atlanta, Ga.	0-1
St. Pete Times Forum, Tampa, Fla.	0-1

Record by Seed		
Seed (Yrs)	Rec	Titles
No. 1 (2)	5-1	1
No. 2 (1)	2-1	0
No. 3 (1)	3-0	1
No. 4 (3)	2-3	0
No. 5 (7)	3-7	0
No. 6 (7)	4-7	1
No. 7 (2)	4-2	0
No. 8 (4)	0-4	0
No. 9 (2)	0-2	0
No. 11 (3)	0-3	0
No. 12 (1)	1-1	0

Annual Regular-Season Finishes			
Year	Record	Finish	Seed
1980	1-13	8th	8th
1981	0-14	8th	8th
1982	3-11	8th	8th
1983	4-10	6th	6th
1984	6-8	T-5th	6th
1985	9-5	T-1st	1st
1986	11-3	2nd	2nd
1987	7-7	5th	5th
1988	8-6	4th	4th
1989	8-6	5th	5th
1990	8-6	T-3rd	3rd
1991	6-8	T-5th	5th
1992	8-8	T-4th	4th
1993	8-8	6th	6th
1994	7-9	6th	6th
1995	8-8	5th	5th
1996	13-3	1st	1st
1997	3-13	9th	9th
1998	6-10	6th	6th
1999	6-10	T-5th	6th
2000	5-11	8th	8th
2001	8-8	T-5th	5th
2002	7-9	T-5th	6th
2003	7-9	5th	5th
2004	9-7	T-3rd	4th
2005	8-8	T-4th	5th
2006	4-12	T-10th	11th
2007	8-8	T-6th	6th
2008	7-9	T-7th	7th
2009	2-14	12th	12th
2010	7-9	7th	7th
2011	5-10	T10th	11th
2012	4-12	T9th	11th
2013	6-12	T9th	9th

ACC TOURNAMENT HISTORY

Superlatives

Individual by Tech

Points: 35, Will Bynum vs. North Carolina, 2005
Field goals: 13, James Forrest vs. Duke, 1993
Field goal attempts: 24, Dennis Scott vs. Duke, 1990
Field goal percentage: 1.000 (7-7), Alade Aminu vs. Wake Forest, 2007
3-point field goals: 6, Anthony Morrow vs. Virginia, 2008
3-point FG attempts: 15, Dennis Scott vs. N. Carolina, 1989
Free throws: 14, Mark Price vs. Duke, 1985
Free throw attempts: 14, Mark Price vs. Duke, 1985
Free throw percentage: 1.000 (14-14), Mark Price vs. Duke, 1985
Rebounds: 17, Luke Schenscher vs. North Carolina, 2004
Assists: 13, Drew Barry vs. Clemson, 1993
Turnovers: 9, Stu Lyons vs. Virginia, 1981
Blocked shots: 7, Matt Geiger vs. Virginia, 1992
Steals: 7, Jarrett Jack vs. NC State, 2003

Team by Tech

Points: 112 vs. Wake Forest, 2007
Fewest points: 36 vs. Miami, 2012
Fewest points in a win: 55 vs. Virginia, 1985
Winning margin: 19 vs. Virginia Tech, 2005
Losing margin: 29 vs. Virginia, 1981 & 1983, North Carolina, 1991
Field goals: 40 vs. Wake Forest, 2007
Field goal attempts: 75 vs. Boston College, 2013
Field goal percentage: .579 (33-57) vs. Virginia, 2008
Lowest FG percentage: .296 (21-71) vs. Duke, 2005
Field goal percentage (tournament): .508 (60-118), 2008
3-point field goals: 13 vs. Virginia, 2008
3-point FG attempts: 33 vs. North Carolina, 2001
Free throws: 26 vs. Maryland, 1983
Free throw attempts: 35 vs. Maryland, 1983; Wake Forest, 2007
Free throw percentage: .885 (23-26) vs. North Carolina, 1993
Free throw percentage (tournament): .806 (25-31), 2008
Rebounds: 47 vs. North Carolina, 2005
Assists: 23 vs. Duke, 1993
Turnovers: 24 vs. Maryland, 1996
Fewest turnovers: 6 vs. Wake Forest, 1996
Blocked shots: 13 vs. Virginia, 1992
Steals: 14 vs. North Carolina, 1985

Individual by Opponents

Points: 41, Olivier Hanlan, Boston College, 2013
Field goals: 14, Olivier Hanlan, Boston College, 2013
Field goal attempts: 23, Junior Burrough, Virginia, 1995
Field goal percentage: .833, (5-6) Kenny Smith, North Carolina, 1985
3-point field goals: 8, Olivier Hanlan, Boston College, 2013
3-point FG attempts: 12, Donald Williams, North Carolina, 1993; Chris Whitney, Clemson, 1993
Free throws: 14, Kyle Singler, Duke, 2010
Free throw attempts: 16, Kyle Singler, Duke, 2010
Free throw percentage: 1.000, Rashad McCants (10-10), North Carolina, 2004 (10-10); J.J. Redick (10-10), Duke, 2005
Rebounds: 22, Tim Duncan, Wake Forest, 1996
Assists: 10, Rudy Archer, Maryland, 1988; Sean Singletary, Virginia, 2008
Blocked Shots: 6, Tim Duncan, Wake Forest, 1994; Johnny Rhodes, Maryland, 1996; Josh Powell, NC State, 2003; Shelden Williams, Duke, 2005

ACC Tournament Composite

Team	W	L	Pct.	1st	Qtr/2	Semi	Final	GT vs.
Boston College	7	8	.467	3-2	3-3	1-2	0-1	0-1
Clemson	17	60	.221	3-12	12-36	2-10	0-2	3-0
Duke	91	41	.689	4-1	38-17	29-12	20-11	3-7
Florida State	13	21	.382	7-5	3-14	2-1	1-1	0-2
Georgia Tech	24	31	.436	3-7	11-16	7-4	3-4	-
Maryland	47	56	.456	7-3	28-27	9-20	3-6	4-4
Miami	10	8	.556	6-2	2-5	1-1	1-0	0-1
North Carolina	90	42	.682	0-1	41-12	31-14	18-15	5-4
NC State	67	50	.573	8-6	32-20	17-17	10-7	3-3
Virginia	31	59	.344	4-5	20-35	6-14	1-5	5-4
Virginia Tech	6	9	.400	3-3	3-3	0-3	0-0	1-1
Wake Forest	42	56	.429	2-5	26-28	10-17	4-6	0-4

Steals: 5, Jeff Jones, Virginia, 1981; Landon Millbourne, Maryland, 2010

Team by Opponents

Points: 114 by Wake Forest, 2007
Fewest points: 48 by Virginia, 1985
Fewest points in a win: 51 by Maryland, 1980
Field goals: 34 by Wake Forest, 2007
Field goal attempts: 81 by Virginia, 1992
Field goal percentage: .642 (34-53) by Wake Forest, 2007
Lowest FG percentage: .247 (20-81) by Virginia, 1992
Lowest FG percentage (tournament): .375 (63-168), 2005
3-point field goals: 14 by Boston College, 2013
3-point field goal attempts: 24 by Boston College, 2013
3-point field goal percentage: .582 (14-24) by Boston College, 2013
Free throws: 33 by Virginia, 1983
Free throw attempts: 48 by Wake Forest, 2007
Free throw percentage: 1.000 (12-12) by North Carolina, 1985
Rebounds: 50 by Virginia, 2001
Assists: 22 by Wake Forest, 2007
Turnovers: 23 by Maryland, 1983
Blocked shots: 9 by Duke, 2005; Maryland, 2006
Steals: 16 by Virginia, 1981

Best Career Totals

Minimum 4 games, 2 tournaments
Points: 162, Mark Price, 1983-86 (9 games)
Scoring average: 20.6, Dennis Scott, 1988-90 (6)
Field goals: 54, Mark Price, 1983-86 (9)
Field goal attempts: 132, Mark Price, 1983-86 (9)
Field goal percentage: .593 (35-59), Tom Hammonds, 1986-89 (6)
3-point field goals: 20, Tony Akins, 1999-2002 (5)
3-point FG attempts: 52, Tony Akins, 1999-2002 (5)
3-point FG percentage: .600 (9-15), Michael Maddox, 1995-96 (4)
Free throws: 46, Mark Price, 1983-86 (9)
Free throw attempts: 50, Mark Price, 1983-86 (9)
Free throw percentage: .920 (46-50), Mark Price, 1983-86 (9)
Rebounds: 89, Malcolm Mackey, 1990-93 (9)
Assists: 61, Drew Barry, 1993-96 (8)
Blocked shots: 18, John Salley, 1983-86 (9)
Steals: 23, Mark Price, 1983-86 (9)

Games played: 9, Malcolm Mackey, 1990-93; Mark Price, 1983-86; John Salley, 1983-86; Zachery Peacock, 2007-10

Best Tournament Totals

Points: 80, James Forrest, 1993
Scoring average: 26.7, James Forrest, 1993
Field goals: 35, James Forrest, 1993
Field goal attempts: 55, Dennis Scott, 1990
Field goal percentage: .686 (35-51), James Forrest, 1993
3-point field goals: 10, Stephon Marbury, 1996
3-point FG attempts: 27, Dennis Scott, 1990
3-point FG percentage: .667, Michael Maddox (8-12), 1996; Anthony Morrow (8-12), 2008
Free throws: 20, Mark Price (20 att.), 1985
Free throw attempts: 27, Derrick Favors (18 made), 2010
Free throw percentage: 1.000 (20-20), Mark Price, 1985
Rebounds: 39, Derrick Favors, 2010
Assists: 27, Drew Barry, 1993
Blocked shots: 12, Derrick Favors, 2010
Steals: 11, Bruce Dalrymple, 1985

NCAA TOURNAMENT HISTORY

1960 (1-1) - MIDEAST REGION

Freedom Hall, Louisville, Ky.

1st round: Tech 57, Ohio University 54

2nd round: Ohio State 86, Tech 69

1985 (3-1) - EAST REGION, No. 2 SEED

The Omni, Atlanta, Ga.

1st round: Tech 65, Mercer 58

2nd round: Tech 70, Syracuse 53

Providence Civic Center, Providence, R.I.

Regional Semifinal: Tech 61, Illinois 53

Regional Final: Georgetown 60, Tech 54

All-East Regional: Mark Price, John Salley, Bruce Dalrymple

1986 (2-1) - SOUTHEAST REGION, No. 2 SEED

Assembly Center, Baton Rouge, La.

1st round: Georgia Tech 68, Marist 53

2nd round: Georgia Tech 66, Villanova 61

The Omni, Atlanta, Ga.

Regional Semifinal: Louisiana State 70, Tech 64

1987 (0-1) - MIDWEST REGION, No. 7 SEED

Rosemont Horizon, Chicago, Ill.

1st round: Louisiana State 85, Georgia Tech 79

1988 (1-1) - EAST REGION, No. 5 SEED

Civic Center, Hartford, Conn.

1st round: Georgia Tech 90, Iowa State 78

2nd round: Richmond 59, Georgia Tech 55

1989 (0-1) - MIDWEST REGION, No. 6 SEED

Reunion Arena, Dallas, Texas

1st round: Texas 76, Georgia Tech 70

1990 (4-1) - SOUTHEAST REGION, No. 4 SEED

Thompson-Boling Arena, Knoxville, Tenn.

1st round: Georgia Tech 99, East Tennessee St. 83

2nd round: Georgia Tech 94, Louisiana State 91

Superdome, New Orleans, La.

Regional Semifinal: Georgia Tech 81, Michigan State 80 (ot)

Regional Final: Georgia Tech 93, Minnesota 91

All-Southeast Regional: Kenny Anderson MVP, Dennis Scott

McNichols Arena, Denver, Colo.

National Semifinal: UNLV 90, Georgia Tech 81

All-Final Four: Dennis Scott

1991 (1-1) - MIDWEST REGION, No. 8 SEED

University of Dayton Arena, Dayton, Ohio

1st round: Georgia Tech 87, DePaul 70

2nd round: Ohio State 65, Georgia Tech 61

1992 (2-1) - MIDWEST REGION, No. 7 SEED

Bradley Center, Milwaukee, Wis.

1st round: Georgia Tech 65, Houston 60

2nd round: Georgia Tech 79, Southern California 78

Kemper Arena, Kansas City, Mo.

Regional Semifinal: Memphis State 83, Georgia Tech 79 (ot)

All-Midwest Regional: Jon Barry

1993 (0-1) - WEST REGION, No. 4 SEED

McKale Center, Tucson, Ariz.

1st round: Southern 93, Georgia Tech 78

NCAA Tournament Record:

23-16

NCAA Tournament Appearances: 16

(1960, 1985, 1986, 1987, 1988, 1989, 1990, 1991, 1992, 1993, 1996, 2001, 2004, 2005, 2007, 2010)

Most Consecutive NCAA Tournaments: 9, from 1985-93

Most Consecutive Post-Season Appearances: 11, from 1984-94

Sweet 16: 7 (1960, 1985, 1986, 1990, 1992, 1996, 2004)

Elite Eight: 3 (1985, 1990, 2004)

Final Four: 2 (1990, 2004)

NCAA Tournament Record by Seed

No. 1: 0-0 No. 6: 0-1 (1989)

No. 2: 5-2 (1985, 1986) No. 7: 2-2 (1987, 1992)

No. 3: 7-2 (1996, 2004) No. 8: 1-2 (1991, 2001)

No. 4: 4-2 (1990, 1993) No. 10: 1-2 (2007, 2010)

No. 5: 2-2 (1988, 2005)

NCAA Tournament Record by Region

East: 4-2 (1985, 1988)

Mideast: 1-1 (1960)

Southeast: 8-3 (1986, 1990, 1996)

Midwest: 9-7 (1987, 1989, 1991, 1992, 2004, 2007, 2010)

West: 1-3 (1993, 2001, 2005)

1996 (2-1) - SOUTHEAST REGION, No. 3 SEED

Orlando Arena, Orlando, Fla.

1st round: Georgia Tech 90, Austin Peay 79

2nd round: Georgia Tech 103, Boston College 89

Rupp Arena, Lexington, Ky.

Regional Semifinal: Cincinnati 87, Georgia Tech 70

2001 (0-1) - WEST REGION, No. 8 SEED

Cox Arena, San Diego, Calif.

1st round: St. Joseph's 66, Georgia Tech 62

2004 (5-1) - ST. LOUIS REGION, No. 3 SEED

Bradley Center, Milwaukee, Wis.

1st round: Georgia Tech 65, Northern Iowa 60

2nd round: Georgia Tech 57, Boston College 54

Edward Jones Dome, St. Louis, Mo.

Regional Semifinal: Georgia Tech 72, Nevada 67

Regional Final: Georgia Tech 79, Kansas 71 (ot)

All-St. Louis Regional: Jarrett Jack (MVP), Clarence Moore

Alamodome, San Antonio, Texas

National Semifinal: Georgia Tech 67, Oklahoma State 65

National Championship: Connecticut 82, Georgia Tech 73

All-Final Four: Will Bynum, Luke Schenscher

2005 (1-1) - ALBUQUERQUE REGION, No. 5 SEED

Gaylord Entertainment Center, Nashville, Tenn.

1st round: Georgia Tech 80, George Washington 68

2nd round: Louisville 76, Georgia Tech 54

2007 (0-1) - MIDWEST REGION, No. 10 SEED

United Center, Chicago, Ill.

1st round: UNLV 67, Georgia Tech 63

2010 (1-1) - MIDWEST REGION, No. 10 SEED

Bradley Center, Milwaukee, Wis.

1st round: Georgia Tech 64, Oklahoma State 59

2nd round: Ohio State 75, Georgia Tech 66

NCAA TOURNAMENT SUPERLATIVES

Individual by Tech

Points: 40, Dennis Scott vs. Minnesota, 1990
Field goals: 14, Dennis Scott vs. East Tennessee State, 1990
Field goal attempts: 32, Dennis Scott vs. LSU, 1990
Field goal percentage: .857 (6-7), Malcolm Mackey vs. Southern California, 1992
3-point field goals: 7, Dennis Scott vs. Minnesota and LSU, 1990
3-point FG attempts: 14, Dennis Scott vs. UNLV, 1990
3-point FG percentage: .857 (6-7), Stephon Marbury vs. Boston College, 1996
Free throws: 19, Tom Hammonds vs. Iowa State, 1988
Free throw attempts: 21, Tom Hammonds vs. Iowa State, 1988
Free throw percentage: 1.000, Roger Kaiser (11-11) vs. Ohio University, 1960
Rebounds: 19, Malcolm Mackey vs. Ohio State, 1991
Assists: 11, Drew Barry vs. Austin Peay, 1996
Blocked shots: 5, Michael Maddox vs. Austin Peay, 1996
Steals: 4, James Forrest vs. Memphis State, 1992; Stephon Marbury vs. Boston College, 1996; Jarrett Jack vs. Kansas, 2004

Team by Tech

Points: 103 vs. Boston College, 1996
Fewest points: 54 vs. Georgetown, 1985; Louisville, 2005
Fewest points in win: 57 vs. Ohio University, 1960; Boston College, 2004
Largest victory margin: 17 vs. Syracuse, 1985
Largest losing margin: 22 vs. Louisville, 2005
Field goals: 39 vs. East Tennessee State, 1990
Field goal attempts: 81 vs. LSU, 1990
Field goal percentage: .625 (30-48) vs. Southern California, 1992
Lowest FG percentage: .333 (19-57) vs. Richmond, 1988
3-point field goals: 16 vs. Boston College, 1996
3-point FG attempts: 30 vs. Cincinnati, 1996
3-point FG percentage: .600 (6-10) vs. Iowa State, 1988
Free throws: 36 vs. Iowa State, 1988
Free throw attempts: 42 vs. Iowa State, 1988
Free throw percentage: .960 (24-25) vs. Oklahoma State, 2010
Rebounds: 52 vs. LSU, 1990
Assists: 27 vs. Southern California, 1992; Boston College, 1996
Turnovers: 23 vs. Southern, 1993
Blocked shots: 7 vs. Michigan State, 1990; Austin Peay, 1996
Steals: 11 vs. Illinois, 1985

Individual by Opponent

Points: 35, Willie Burton, Minnesota, 1990
Field goals: 15, Willie Burton, Minnesota, 1990
Field goal attempts: 32, Laster Rhodes, Iowa State, 1988
Field goal percentage: 1.000 (4-4), Charles Outlaw, Houston, 1992
3-point field goals: 7, Darryl Joe, LSU, 1987
3-point FG attempts: 14, Anfernee Hardaway, Memphis State, 1992
3-point FG percentage: 1.000 (4-4), Chuck Murphy, DePaul, 1991
Free throws: 9, Shaquille O'Neal, LSU, 1990
Free throw attempts: 12, Peter Woolfolk, Richmond, 1988; Shaquille O'Neal, LSU, 1990; Anfernee Hardaway, Memphis State, 1992; Danya Abrams, Boston College, 1996
Free throw percentage: 1.000 (7-7), Jervahgn Scales, Southern, 1993
Rebounds: 18, Perry Carter, Ohio State, 1991; Jervahgn Scales, Southern, 1993
Assists: 11, Pearl Washington, Syracuse, 1985

Blocks: 5, Charles Outlaw, Houston, 1992
Steals: 5, Derrick Taylor, LSU, 1986; Leonard White, Southern, 1993

Team by Opponents

Points: 93 by Southern, 1993
Fewest points: 53 by Syracuse and Illinois, 1985; Marist, 1986
Fewest points in a win: 59 by Richmond, 1988
Field goals: 39 by Minnesota, 1990
Field goal attempts: 81 by Southern, 1993
Field goal percentage: .546 (36-65) by Ohio State, 1960
Lowest FG percentage: .317 (19-60) by UNLV, 2007
3-point field goals: 11 by East Tennessee State, 1990
3-point FG attempts: 30 by UNLV, 2007
3-point FG percentage: .667 (10-15) by UNLV, 1990
Free throws: 25 by Connecticut, 2004
Free throw attempts: 39 by Connecticut, 2004
Free throw percentage: 1.000 (11-11) by Villanova, 1986
Rebounds: 54 by Ohio University, 1960
Assists: 23 by LSU, 1987
Turnovers: 19 by Marist, 1986; Illinois, 1985; Mercer, 1985
Blocks: 10 by LSU, 1990
Steals: 14 by Southern, 1993

Best Career Totals

Minimum 4 games, 2 tournaments
Points: 207, Dennis Scott, 1988-90 (8 games)
Scoring average: 25.9, Dennis Scott, 1988-90 (8)
Field goals: 69, Dennis Scott, 1988-90 (8)
Field goal attempts: 157, Dennis Scott, 1988-90 (8)
Field goal percentage: .582 (32-55), Luke Schenscher, 2004-05 (8)
3-point field goals: 33, Dennis Scott, 1988-90 (8)
3-point FG attempts: 76, Dennis Scott, 1988-90 (8)
3-point FG percentage: .434 (33-76), Dennis Scott, 1988-90 (8)
Free throws: 44, Brian Oliver, 1987-90 (9)
Free throw attempts: 57, Brian Oliver, 1987-90 (9)
Free throw percentage: .841 (37-44), Jarrett Jack, 2004-05 (8)
Rebounds: 68, Malcolm Mackey, 1990-93 (11)
Rebound average: 8.8, James Forrest, 1992-94 (4)
Assists: 38, Jarrett Jack, 2004-05 (8)
Blocks: 12, John Salley, 1985-86 (7)
Steals: 15, Jarrett Jack, 2004-05 (8)
Games played: 11, Malcolm Mackey, 1990-93

National Invitation Tournament (Record: 8-7)

1970 (1-1 • QUARTERFINALS)

Madison Square Garden, New York
1st round: Georgia Tech 78, Duquesne 68
Quarterfinals: St. John's 56, Georgia Tech 55

1971 (3-1 • FINALS)

Madison Square Garden, New York
1st round: Georgia Tech 70, LaSalle 67
Quarterfinals: Georgia Tech 78, Michigan 70
Semifinals: Georgia Tech 76, St. Bonaventure 71 (2 ot)
Finals: North Carolina 84, Georgia Tech 64

1984 (0-1)

Cassell Coliseum, Blacksburg, Va.
1st round: Virginia Tech 77, Georgia Tech 74

1994 (0-1)

Knickerbocker Arena, Albany, N.Y.
1st round: Siena 74, Georgia Tech 69

1998 (2-1 • QUARTERFINALS)

Alexander Memorial Coliseum, Atlanta, Ga.
1st round: Georgia Tech 88, Seton Hall 78
2nd round: Georgia Tech 80, Georgetown 79 (ot)
Quarterfinals: Penn State 75, Georgia Tech 70

1999 (0-1)

McArthur Court, Eugene, Ore.
1st round: Oregon 67, Georgia Tech 64

2003 (2-1 • QUARTERFINALS)

Alexander Memorial Coliseum, Atlanta, Ga.
1st round: Georgia Tech 72, Ohio State 58
Carver-Hawkeye Arena, Iowa City, Iowa
2nd round: Georgia Tech 79, Iowa 78
United Spirit Arena, Lubbock, Texas
Quarterfinals: Texas Tech 80, Georgia Tech 72

REGULAR-SEASON EVENTS

2012 DIRECTV CLASSIC

Anaheim (Calif.) Convention Center

Tech 54, Rice 36
California 68, Tech 57
Tech 65, Saint Mary's 56

2012 ACC-BIG TEN CHALLENGE

Assembly Hall, Champaign, Ill.

Illinois 75, Tech 62

2011 CHARLESTON CLASSIC

TD Arena, Charleston, S.C.

Saint Joseph's 66, Tech 53
Tech 73, VCU 60
LSU 59, Tech 50

2011 ACC-BIG TEN CHALLENGE

Philips Arena, Atlanta, Ga.

Northwestern 76, Tech 60

2010 LEGENDS CLASSIC

Alexander Memorial Coliseum, Atlanta, Ga.

Tech 78, Albany 51
Tech 77, Niagara 51
Boardwalk Hall, Atlantic City, N.J.
Tech 71, UTEP 61
Syracuse 80, Tech 76
All-Classic: Brian Oliver

2010 ACC-BIG TEN CHALLENGE

Welsh-Ryan Arena, Evanston, Ill.

Northwestern 91, Tech 71

2010 PUERTO RICO TIP-OFF

Coliseo de Puerto Rico, San Juan, P.R.

Dayton 63, Tech 59
Tech 70, George Mason 62
Tech 85, Boston University 67

2008 ACC-BIG TEN CHALLENGE

Alexander Memorial Coliseum, Atlanta, Ga.

Penn State 85, Tech 83

2007 PARADISE JAM

St. Thomas, U.S. Virgin Islands

Tech 79, Charlotte 77
Winthrop 79, Tech 73
Tech 70, Notre Dame 69
All-Tournament: Jeremis Smith

2007 ACC-BIG TEN CHALLENGE

Assembly Hall, Bloomington, Ind.

Indiana 83, Tech 79

2006 EA SPORTS MAUI INVITATIONAL

Lahaina Civic Center, Lahaina, Maui

Tech 79, Purdue 61
Tech 92, Memphis 85
UCLA 88, Tech 73
All-Tournament: Lewis Clinch

2006 ACC-BIG TEN CHALLENGE

Alexander Memorial Coliseum, Atlanta, Ga.

Tech 77, Penn State 73

2005 ACC-BIG TEN CHALLENGE

Beslin Center, East Lansing, Mich.

Michigan State 88, Tech 86

2004 CHICK-FIL-A PEACH BOWL CLASSIC

Philips Arena, Atlanta, Ga.

Tech 64, Air Force 42

2004 ACC-BIG TEN CHALLENGE

Alexander Memorial Coliseum, Atlanta, Ga.

Tech 99, Michigan 68

2003 PRESEASON NIT

Tech 79, Louisiana-Lafayette 45 (home)
Tech 75, Hofstra 56 (home)
Tech 77, Connecticut 61 (semis*)
Tech 85, Texas Tech 65 (finals*)
All-Tournament: Isma'il Muhammad (MVP), B.J. Elder, Jarrett Jack
**at Madison Square Garden*

2003 CHICK-FIL-A PEACH BOWL CLASSIC

Philips Arena, Atlanta, Ga.

Tech 75, Saint Louis 62

2003 ACC-BIG TEN CHALLENGE

Value City Arena, Columbus, Ohio

Tech 73, Ohio State 53

2002 CHICK-FIL-A PEACH BOWL CLASSIC

Philips Arena, Atlanta, Ga.

Tennessee 70, Tech 69

2002 ACC-BIG TEN CHALLENGE

Williams Arena, Minneapolis, Minn.

Minnesota 64, Tech 63

2001 CHICK-FIL-A PEACH BOWL CLASSIC

Philips Arena, Atlanta, Ga.

Tech 96, Syracuse 80

2001 ACC-BIG TEN CHALLENGE

Alexander Memorial Coliseum

Tech 62, Wisconsin 61

2001 LAS VEGAS INVITATIONAL

Valley HS, Las Vegas, Nev.

Tech 70, Eastern Illinois 65
Illinois 105, Tech 66
Saint Louis 67, Tech 54

2000 ACC-BIG TEN CHALLENGE

Carver-Hawkeye Arena, Iowa City, Iowa

Iowa 85, Tech 67

2000 WOODEN CLASSIC

Arrowhead Pond, Anaheim, Calif.

Tech 72, UCLA 67

2000 DELTA AIR LINES HOLIDAY CLASSIC

Philips Arena, Atlanta, Ga.

Tech 86, Kentucky 84

2000 STANFORD INVITATIONAL

Maples Pavilion, Stanford, Calif.

Tech 78, Idaho State 56
Stanford 80, Tech 66
All-Tournament: Alvin Jones, Shaun Fein

1999 GREAT ALASKA SHOOTOUT

Sullivan Arena, Anchorage, Alaska

Tech 100, Grambling State 88
Tech 82, Washington 65
Kansas 84, Tech 70 (finals)
All-Tournament: Jason Collier, Alvin Jones

1999 ACC-BIG TEN CHALLENGE

Philips Arena, Atlanta, Ga.

Michigan 80, Tech 77

1999 DELTA AIR LINES HOLIDAY CLASSIC

Philips Arena, Atlanta, Ga.

Stanford 64, Tech 61 (ot)

1998 HOLIDAY FESTIVAL

Madison Square Garden, New York, N.Y.

Hofstra 62, Tech 41
Tech 72, Iona 65 (3rd)

1998 BIG ISLAND INVITATIONAL

Afook-Chinen Civic Auditorium,

Hilo, Hawaii

Tech 65, New Orleans 63 (ot)
Tech 58, West Virginia 53
Washington 76, Tech 60
All-Tournament: Alvin Jones, Jason Floyd

1998 DELTA AIR LINES HOLIDAY CLASSIC

Georgia Dome, Atlanta, Ga.

Kentucky 80, Tech 39

1997 PUERTO RICO SHOOTOUT

Eugenio Guerra Sports Complex, Bayamon, P.R.

Tech 62, Alabama 60
Tech 77, St. John's 65
Tech 73, Louisville 69
All-Tournament: Matt Harpring (MVP), Michael Maddox, Dion Glover

1997 DELTA AIR LINES HOLIDAY CLASSIC

Georgia Dome, Atlanta, Ga.

Tech 94, Louisville 86
MVP: Dion Glover

1996 DELTA AIR LINES HOLIDAY CLASSIC

Georgia Dome, Atlanta, Ga.

Kentucky 88, Tech 59

1996 HOLIDAY FESTIVAL

Madison Square Garden, New York, N.Y.

Tech 58, Hofstra 47
St. John's 67, Tech 55 (finals)
All-Tournament: Gary Saunders

1995 PRESEASON NIT

Tech 87, Manhattan 67*
Tech 83, Oklahoma 72*
Georgetown 94, Tech 72 (semis#)
Tech 77, Michigan 61 (3rd#)
**Georgia Dome, #Madison Square Garden*

1995 CABLE CAR CLASSIC

San Jose (Calif.) Arena

Bradley 84, Tech 82
Santa Clara 71, Tech 66
All-Tournament: Stephon Marbury

1995 JEEP-EAGLE CLASSIC

Georgia Dome, Atlanta, Ga.

Tech 88, Louisville 77
MVP: Matt Harpring

1995 JIMMY V CLASSIC

Brendan Byrne Arena, East Rutherford, N.J.

Massachusetts 75, Tech 67

1994 RAINBOW CLASSIC

Special Events Center, Honolulu, Hawaii

Cincinnati 69, Tech 66
Tech 89, Oklahoma 85
Duke 75, Tech 68

1994 KUPPENHEIMER CLASSIC

Georgia Dome, Atlanta, Ga.

Louisville 77, Tech 72
All-Tournament: Travis Best

1993 HOLIDAY FESTIVAL

Madison Square Garden, New York, N.Y.

Tech 57, Temple 51
Tech 71, St. John's 69 (Finals)
All-Tournament: Martice Moore (MVP)

1993 KUPPENHEIMER CLASSIC

Georgia Dome, Atlanta, Ga.

Tech 86, Vanderbilt 77 (ot)
All-Tournament: James Forrest, Travis Best

1993 HALL OF FAME TIP-OFF CLASSIC

Springfield, Mass.

Michigan 80, Tech 70

1992 KUPPENHEIMER CLASSIC

Georgia Dome, Atlanta, Ga.

Tech 87, Louisville 85
All-Tournament: James Forrest (MVP), Malcolm Mackey

1991 PRESEASON NIT

Tech 93, James Madison 69 (home)
Tech 84, Colorado State 67 (home)
Tech 120, Texas 107 (semis*)
Oklahoma St. 78, Tech 71 (finals*)
All-Tournament: Malcolm Mackey, Matt Geiger
**at Madison Square Garden*

1991 ACC-BIG EAST CHALLENGE

The Omni, Atlanta, Ga.

Tech 80, Villanova 59

1991 KUPPENHEIMER CLASSIC

The Omni, Atlanta, Ga.

Tech 81, Kentucky 80
All-Classic: Jon Barry (MVP), Malcolm Mackey

1990 SUGAR BOWL TOURNAMENT

New Orleans, La.

Tech 95, Tulane 83
Tech 99, Villanova 87
All-Tournament: Kenny Anderson (MVP), Malcolm Mackey, Jon Barry

1990 KUPPENHEIMER CLASSIC

The Omni, Atlanta, Ga.

Tech 135, Loyola Marymount 94
All-Tournament: Kenny Anderson (MVP), Jon Barry

1990 ACC-BIG EAST CHALLENGE

Capital Centre, Landover, Md.

St. John's 73, Tech 72 (ot)

1989 KUPPENHEIMER CLASSIC

The Omni, Atlanta, Ga.

Tech 98, Morehead State 76
Tech 111, Pittsburgh 92
All-Tournament: Kenny Anderson (MVP), Dennis Scott, Brian Oliver

1989 ACC-BIG EAST CHALLENGE

Hartford (Conn.) Civic Center

Tech 93, Pittsburgh 92

1988 RAINBOW CLASSIC

Blaisdell Center, Honolulu, Hawaii

Tech 87, Houston 78
Illinois 80, Tech 75
Tech 72, Purdue 69
All-Tournament: Dennis Scott, Tom Hammonds

1987 PRE-SEASON NIT

Tech 114, Alcorn State 71 (home)
Florida 80, Tech 69 (at Florida)

1987 COTTON STATES CLASSIC

The Omni, Atlanta, Ga.

Tech 90, William & Mary 59
Tech 83, Auburn 72
All-Tournament: Duane Ferrell, Tom Hammonds

1986 CENTRAL FIDELITY

HOLIDAY CLASSIC

Robins Center, Richmond, Va.

Tech 67, Stanford 65
Richmond 67, Tech 62 (ot)
MVP: Duane Ferrell

1986 SUNTORY BALL

Tokyo, Japan

Tech 65, Boston College 62 (ot)
Tech 63, SMU 54
All-Tournament: Tom Hammonds (MVP), Duane Ferrell, Bruce Dalrymple

1986 HOLIDAY FESTIVAL

Madison Square Garden, New York, N.Y.

Tech 79, Rutgers 61
St. John's 62, Tech 53
All-Tournament: Duane Ferrell

1985 COTTON STATES CLASSIC

The Omni, Atlanta, Ga.

Tech 90, Texas 55
Tech 82, Navy 64
All-Tournament: Mark Price (MVP), Duane Ferrell, John Salley, Bruce Dalrymple

REGULAR-SEASON EVENTS

TOURNAMENT TOTE BOARD

Event	App.	W-L	Titles	Last
ACC-Big East Challenge	3	2-1	-	1991
ACC-Big Ten Challenge	11	4-7	-	2010
All-College Tournament	2	2-4	-	1956
Bruin Classic	2	1-4	-	1969
Cotton States Classic#	4	8-0	4	1989
DirectTV (Anaheim) Classic)	1	2-1	-	2012
Gator Bowl	7	7-8	2	1985
Hall of Fame/Tip-Off Classic	2	0-2	-	1993
Chick-fil-A Peach Bowl Classic for Kids*	15	10-5	7	2004
Holiday Festival	4	5-3	1	1998
Legends Classic	1	3-1	-	2010
Maryland Invitational	3	2-4	-	1977
Maui Invitational	1	2-1	-	2006
North-South Doubleheader	8	4-12	-	1977
Paradise Jam	1	2-1	-	2007
Poinsettia Tournament	2	2-2	-	1975
Pre-season NIT	4	11-3	1	2003
Puerto Rico Tip-Off	2	5-1	1	2010
Queen City Tournament	2	3-3	-	1955
Rainbow Classic	3	6-3	1	1994
Sugar Bowl	2	2-2	1	1990
Sun Bowl	2	0-4	-	1981

*One day doubleheader was formerly known as the Delta Air Lines Holiday Classic for Kids, Jeep Eagle Classic and Kuppenheimer Classic
#Known as the Kuppenheimer Classic in 1989.

1985 GATOR BOWL CLASSIC Jacksonville, Fla.

Tech 83, Texas A&M 58
Tech 72, Jacksonville 53
All-Tournament: Mark Price (MVP), John Salley,
Tom Hammonds, Bruce Dalrymple

1985 HALL OF FAME TIP-OFF CLASSIC Springfield, Mass.

Michigan 49, Tech 44

1984 RAINBOW CLASSIC

Blaisdell Center, Honolulu, Hawaii

Tech 72, Arkansas 52
Tech 65, Washington 58
Tech 70, Maryland 69
All-Tournament: Mark Price (MVP), Bruce
Dalrymple

1983 COTTON STATES CLASSIC

The Omni, Atlanta, Ga.

Tech 66, Nebraska 49
Tech 57, Alabama 54
All-Tournament: Mark Price (MVP), Bruce
Dalrymple, Yvon Joseph

1983 CASABA CLUB CLASSIC

Spanos Center, Stockton, Calif.

Tech 67, Pepperdine 56
Tech 73, Central Michigan 71
All-Tournament: Yvon Joseph (MVP), Bruce
Dalrymple

1981 SUN BOWL TOURNAMENT

El Paso, Texas

UTEP 73, Tech 44
Oklahoma State 59, Tech 57

1980 GATOR BOWL TOURNAMENT

Jacksonville, Fla.

Purdue 53, Tech 45
Jacksonville 64, Tech 41

1979 ROANOKE TIMES & WORLD NEWS HOLIDAY CLASSIC

Roanoke (Va.) Civic Center

Tech 83, Alabama 59
Virginia Tech 67, Tech 62
All-Tournament: Brook Steppe (MVP), Lenny
Horton

1978 PILLSBURY CLASSIC

Minneapolis, Minn.

Tech 83, Brigham Young 81
Minnesota 57, Tech 56
All-Tournament: Sammy Drummer, Tico Brown

1977 MARYLAND INVITATIONAL College Park, Md.

Tech 73, St. John's 67
Maryland 65, Tech 63

1977 DAYTON INVITATIONAL

Dayton, Ohio

Tech 64, Oregon 57
Dayton 65, Tech 63

1977 NORTH-SOUTH DOUBLEHEADER Charlotte, N.C.

North Carolina 97, Tech 74
NC State 81, Tech 71

1976 MARSHALL INVITATIONAL Huntington, W.Va.

Idaho State 88, Tech 72
Tech 80, Columbia 79

1976 NORTH-SOUTH DOUBLEHEADER Charlotte, N.C.

North Carolina 79, Tech 74
Tech 78, NC State 67

1975 POINSETTIA TOURNAMENT Greenville, S.C.

Tech 98, Furman 81
Rutgers 94, Tech 87

1975 KENTUCKY INVITATIONAL Memorial Coliseum, Lexington, Ky.

Kentucky 66, Tech 64
Arizona State 85, Tech 70

1975 NORTH-SOUTH DOUBLEHEADER Charlotte, N.C.

NC State 101, Tech 66
North Carolina 111, Tech 81

1974 MARYLAND INVITATIONAL College Park, Md.

Maryland 105, Tech 67
Tech 70, St. Bonaventure 61 (ot)

1974 NORTH-SOUTH DOUBLEHEADER Charlotte, N.C.

NC State 98, Tech 54
North Carolina 108, Tech 70

1973 OLD DOMINION TOURNAMENT Norfolk, Va.

Baylor 108, Tech 80
Yale 101, Tech 95

1973 NORTH-SOUTH DOUBLEHEADER Charlotte, N.C.

North Carolina 107, Tech 72
NC State 118, Tech 94

1972 MARYLAND INVITATIONAL College Park, Md.

Maryland 90, Tech 55
Bowling Green 102, Tech 87

1972 NORTH-SOUTH DOUBLEHEADER Charlotte, N.C.

NC State 87, Tech 70
North Carolina 118, Tech 73

1971 CHARLOTTE INVITATIONAL Charlotte, N.C.

Davidson 91, Tech 66
Rutgers 91, Tech 64

1971 NORTH-SOUTH DOUBLEHEADER Charlotte, N.C.

North Carolina 87, Tech 58
Tech 73, NC State 66

1970 NORTH-SOUTH DOUBLEHEADER Charlotte, N.C.

Tech 89, NC State 77
Tech 104, North Carolina 95

1970 GATOR BOWL TOURNAMENT Jacksonville, Fla.

Tech 69, Florida 58
St. Bonaventure 70, Tech 68

1969 BRUIN CLASSIC

Pauley Pavilion, Los Angeles, Calif.

UCLA 121, Tech 90
Indiana 87, Tech 65

1968 SUN BOWL TOURNAMENT El Paso, Texas

UTEP 75, Tech 71
Oklahoma City 59, Tech 57

1967 CHICAGO CLASSIC Chicago, Ill.

Illinois 65, Tech 54
Loyola 96, Tech 71

1966 BRUIN CLASSIC

Pauley Pavilion, Los Angeles, Calif.

Tech 101, Michigan 70
UCLA 91, Tech 72
Illinois 83, Tech 71

1965 HURRICANE CLASSIC Miami, Fla.

Louisville 54, Tech 48
Tech 83, Boston College 40

1964 SUGAR BOWL TOURNAMENT New Orleans, La.

Louisville 77, Tech 71
Texas Tech 95, Tech 90

1963 MILWAUKEE CLASSIC Milwaukee, Wis.

Tech 84, Marquette 83
Wisconsin 104, Tech 84

1962 GATOR BOWL TOURNAMENT Jacksonville, Fla.

Tech 73, Virginia Tech 72 (ot)
Tech 73, Florida 61

1961 POINSETTIA TOURNAMENT Greenville, S.C.

Tech 72, Furman 65
Arkansas 72, Tech 42

1960 GATOR BOWL TOURNAMENT Jacksonville, Fla.

Tech 54, Georgia 51
Navy 63, Tech 60

1960 BLUEGRASS TOURNAMENT Louisville, Ky.

Louisville 74, Tech 65
Utah State 67, Tech 62

1957 MOTOR CITY CLASSIC Detroit, Mich.

Tech 67, Marquette 58
Tech 70, Detroit 66

1956 ALL COLLEGE TOURNAMENT Oklahoma City, Okla.

Marquette 102, Tech 78
Tech 75, Idaho State 72
Tech 79, Texas Tech 66

1955 QUEEN CITY TOURNAMENT Buffalo, N.Y.

Tech 65, Westminster 56
Tech 86, Canisius 82
Xavier 92, Tech 67

1954 QUEEN CITY TOURNAMENT Buffalo, N.Y.

Tech 72, Idaho State 69 (ot)
Canisius 70, Tech 56
Georgetown 68, Tech 62

1953 GATOR BOWL TOURNAMENT Jacksonville, Fla.

Georgia 66, Tech 64
Ga. Teachers Coll. 101, Tech 80
Florida 63, Tech 59

1952 GATOR BOWL TOURNAMENT Jacksonville, Fla.

Florida 68, Tech 60
Tech 71, Georgia 54

1951 CAROLINA INVITATIONAL Charlotte, N.C.

South Carolina 78, Tech 63
Tech 79, Auburn 62
Tech 78, Davidson 60

1949 DIXIE CLASSIC Reynolds Coliseum, Raleigh, N.C.

Tech 64, Wake Forest 57
NC State 57, Tech 34
Tech 63, West Virginia 48

1947 ALL-COLLEGE TOURNAMENT Oklahoma City, Okla.

Texas 54, Tech 45
Rice 43, Tech 42
Hamline 52, Tech 35

STARTING LINEUPS SINCE 1943-44

1943-44 (14-4)

F	Bill Johnson	6-1	So.
F	Dick Collier	6-1	Fr.
C	Wes Paxson	6-4	Fr.
G	Frank Broyles	6-2	Fr.
G	Durand Holladay	6-1	Jr.

1944-45 (11-6)

F	Bill Williams	6-2	Sr.	*9.6
F	Dick Collier	6-1	So.	10.0
C	Bobby Davis	6-6	Jr.	6.4
G	Frank Broyles	6-2	So.	8.8
G	Durand Holladay	6-1	Sr.	10.0

1945-46 (10-11)

F	Johnny Doyle	6-5	So.
F	Bobby Davis	6-6	Sr.
C	Jim Nolan	6-8	Fr.
G	Frank Broyles	6-2	Jr.
G	Ramon Echols	5-9	So.

1946-47 (12-11)

F	Wes Paxson	6-4	Sr.	13.3
F	Dick Collier	6-1	Sr.	6.7
C	Jim Nolan	6-8	So.	7.6
G	Frank Broyles	6-2	Sr.	10.4
G	Colin Anderson	6-3	Fr.	7.4

1947-48 (12-16)

F	Joe Keener	6-3	Fr.	7.8
F	Melvin Dold	6-2	Fr.	10.4
C	Jim Nolan	6-8	Jr.	13.9
G	Mickey Sermersheim	5-10	Fr.	6.8
G	Colin Anderson	6-3	So.	10.7

1948-49 (11-13)

F	Joe Keener	6-3	So.
F	Melvin Dold	6-2	So.
C	Jim Nolan	6-8	Sr.
G	Mickey Sermersheim	5-10	So.
G	Colin Anderson	6-3	Jr.

1949-50 (14-13)

F	Joe Keener	6-3	Jr.	9.0
F	Melvin Dold	6-2	Jr.	11.1
C	Bill Cline	6-6	So.	9.0
G	Mickey Sermersheim	5-10	Jr.	9.6
G	Colin Anderson	6-3	Sr.	10.8

1950-51 (8-19)

F	Joe Keener	6-3	Sr.	9.9
F	Pete Silas	6-6	So.	11.7
C	Bill Cline	6-6	Jr.	9.3
G	Mickey Sermersheim	5-10	Sr.	5.8
G	Teeter Unstead	6-0	Jr.	8.9

Top Sub				
G	Melvin Dold	6-2	Sr.	8.4

1951-52 (7-16)

F	Bill Sennett	6-2	So.	2.7
F	Pete Silas	6-6	Jr.	17.1
C	Bill Cline	6-6	Sr.	10.7
G	Eric Crane	5-10	Jr.	7.2
G	Teeter Unstead	6-0	Sr.	14.2

1952-53 (5-17)

F	Gene Anderson	6-2	Sr.	4.1
F	Pete Silas	6-6	Sr.	17.0
C	Bill Cohen	6-6	Fr.	7.3
G	Eric Crane	5-10	Sr.	6.4
G	Johnny Harwell	6-1	Sr.	4.3

1953-54 (2-22)

F	Gene Anderson	6-2	Sr.	2.4
F	Pete Silas	6-6	Sr.	17.0
C	Bill Cohen	6-6	So.	10.2
G	Eric Crane	5-10	Sr.	10.1
G	Johnny Harwell	6-1	Sr.	7.6

Top Sub				
G	Howard Snead	6-0	Jr.	8.9

1954-55 (12-13)

F	Lenny Cohen	6-6	So.	12.7
F	Bill Cohen	6-6	Jr.	9.6
C	Dick Lenholt	6-6	Jr.	10.0
G	Bobby Kimmel	6-3	So.	14.4
G	Joe Helms	5-10	Jr.	14.5

1955-56 (12-11)

F	Lenny Cohen	6-6	Jr.	12.4
F	Bill Cohen	6-6	Sr.	8.6
C	Dick Lenholt	6-6	Sr.	7.7
G	Bobby Kimmel	6-3	Jr.	19.8
G	Joe Helms	5-10	Sr.	17.1

1956-57 (18-8)

F	Gary Phillips	6-1	Jr.	7.5
F	Bobby Kimmel	6-3	Sr.	15.1
C	Lenny Cohen	6-6	Sr.	13.4
G	Bud Blemker	5-10	So.	16.4
G	Terry Randall	5-10	So.	16.1

1957-58 (15-11)

F	Gary Phillips	6-1	Sr.	7.3
F	Dave Denton	6-3	So.	12.0
C	Frank Inman	6-6	So.	8.4
G	Bud Blemker	5-10	Jr.	17.4
G	Terry Randall	5-10	Jr.	16.3

Top Sub				
C-F	Jim Johnson	6-6	Sr.	8.0

1958-59 (17-9)

F	Roger Kaiser	6-1	So.	14.7
F	Dave Denton	6-3	Jr.	9.4
C	Frank Inman	6-7	Jr.	6.1
G	Bud Blemker	5-10	Sr.	14.9
G	Terry Randall	5-10	Sr.	14.0

Top Sub				
C-F	Wayne Richards	6-7	So.	7.5

1959-60 (22-6)

F	Wayne Richards	6-7	Jr.	8.9
F	Dave Denton	6-3	Sr.	15.0
C	Jim Riley	6-8	Sr.	3.9
G	Bobby Dews	5-11	Jr.	8.8
G	Roger Kaiser	6-1	Jr.	22.8

1960-61 (13-13)

F	Wayne Richards	6-7	Sr.	5.5
F	Mike Tomasovich	6-4	So.	3.7
C	Alan Nass	6-6	So.	6.7
G	Frank Landrey	5-8	So.	4.8
G	Roger Kaiser	6-1	Sr.	23.4

Top Subs				
F	Keith Weekly	6-3	So.	8.7
G	John Hoffman	6-0	Sr.	3.9

1961-62 (10-16)

F	Josh Powell	6-6	Sr.	10.2
F	Mike Tomasovich	6-4	Jr.	13.2
C	Alan Nass	6-6	Jr.	9.7
G	Frank Landrey	5-8	Jr.	8.3
G	John Herbert	5-9	So.	7.8

Top Sub				
G	Bill Eidson	6-1	So.	8.4

1962-63 (21-5)

F	Alan Nass	6-6	Sr.	6.9
F	Mike Tomasovich	6-4	Sr.	10.2
C	Jim Caldwell	6-9	So.	13.7
G	R.D. Craddock	5-11	So.	8.2
G	Keith Weekly	6-3	Jr.	8.3

Top Sub				
G	Ron Scharf	6-3	So.	8.3

1963-64 (17-9)

F	Charlie Spooner	6-2	Sr.	8.0
F	Ron Scharf	6-3	Jr.	12.6
C	Jim Caldwell	6-10	Jr.	14.0
G	R.D. Craddock	5-11	Jr.	13.6
G	Bill Eidson	6-1	Sr.	9.5

1964-65 (14-11)

F	Pres Judy	6-3	So.	10.7
F	Ron Scharf	6-3	Sr.	10.5
C	Jim Caldwell	6-10	Sr.	17.4
G	R.D. Craddock	5-11	Sr.	15.2
G	Charles Kenney	6-1	So.	10.5

1965-66 (13-13)

F	Pres Judy	6-3	Jr.	12.3
F	Dave Clark	6-4	So.	8.8
C	Pete Thorne	6-4	So.	12.4
G	Phil Wagner	6-2	So.	14.9
G	Pete Caldwell	6-1	Sr.	5.3

Top Sub				
G	Charles Kenney	6-1	Jr.	7.9

1966-67 (17-9)

F	Pres Judy	6-3	Sr.	16.5
F	Dave Clark	6-4	Jr.	8.9
C	Pete Thorne	6-4	Jr.	9.8
G	Phil Wagner	6-2	Jr.	19.5
G	Ted Tomasovich	6-3	So.	12.5

Top Sub				
G	Stan Guth	5-11	Jr.	8.8

1967-68 (12-13)

F	Ted Tomasovich	6-3	Jr.	10.6
F	Dave Clark	6-4	Sr.	12.9
C	Bob Seemer	6-7	So.	9.3
G	Phil Wagner	6-2	Sr.	19.6
G	Stan Guth	5-11	Sr.	7.7

Top Sub				
C-F	Pete Thorne	6-4	Sr.	10.9

1968-69 (12-13)

F	Ted Tomasovich	6-3	Sr.	15.0
F	Bob Seemer	6-7	So.	13.2
C	Rich Yunkus	6-10	So.	24.1
G	Jim Thorne	6-3	So.	6.4
G	John Verzyer	6-2	Jr.	5.1

1969-70 (17-10)

F	Bill Mayer	6-4	Sr.	12.2
F	Bob Seemer	6-7	Sr.	12.6
C	Rich Yunkus	6-10	Jr.	30.1
G	Jim Thorne	6-2	Jr.	10.3
G	John Hoggie	6-0	So.	4.4

1970-71 (23-9)

F	Bob Murphy	6-2	So.	10.8
F	Howard Thompson	6-4	Sr.	3.8
C	Rich Yunkus	6-10	Sr.	25.5
G	Jim Thorne	6-3	Sr.	13.2
G	Frank Samoylo	6-1	Jr.	7.5

Top Sub				
F	Tommy Wilson	6-7	Sr.	8.5

1971-72 (6-20)

F	Bob Murphy	6-2	Jr.	10.3
F	Steve Post	6-6	So.	15.2
C	Karl Binns	6-7	Sr.	8.8
G	John Hoggie	6-1	Sr.	6.8
G	Frank Samoylo	6-1	Sr.	15.4

Top Sub				
F	Tom Hyder	6-5	Jr.	5.0

1972-73 (7-18)

F	Andy McCain	6-8	Jr.	14.9
F	Bob Davis	6-6	Fr.	9.2
C	Steve Post	6-6	Jr.	8.6
G	Bob Murphy	6-2	Sr.	9.6
G	Steve Sherbak	6-2	Jr.	9.6

Top Sub				
F	Steve Sonnenberg	6-5	So.	7.3

1973-74 (5-21)

F	Harry Allen	6-4	So.	9.7
F	Trot Hunt	6-4	Jr.	8.3
C	Jim Wood	6-8	Fr.	11.1
G	Ray Schnitzer	5-11	Fr.	7.2
G	Steve Sherbak	6-2	Sr.	9.5

1974-75 (11-15)

F	Bob Davis	6-6	Jr.	9.3
F	Mike Green	6-5	Jr.	9.8
C	Jim Wood	6-8	So.	15.0
G	Ray Schnitzer	5-11	So.	11.8
G	Mike Bottorff	5-11	Jr.	13.9

1975-76 (13-14)

F	Harry Allen	6-4	Sr.	9.9
F	Mike Green	6-5	Sr.	9.2
G	Jim Wood	6-8	Jr.	14.7
G	Ray Schnitzer	5-11	Jr.	6.1
G	Mike Bottorff	5-11	Sr.	14.3

1976-77 (18-10)

F	Tico Brown	6-5	So.	16.4
F	Randy Foster	6-7	Sr.	7.7
C	Jim Wood	6-8	Sr.	14.1
G	Ray Schnitzer	5-11	Sr.	5.8
G	Billy Smith	6-0	So.	8.0

1977-78 (15-12)

F	Lenny Horton	6-7	So.	10.9
F	Sammy Drummer	6-5	Jr.	21.0
C	Bill Allgood	6-7	Sr.	8.6
G	Tico Brown	6-5	Jr.	16.1
G	Billy Smith	6-1	Jr.	7.4

1978-79 (17-9)

F	Lenny Horton	6-7	Jr.	13.0
F	Sammy Drummer	6-5	Sr.	23.7
C	Rob Noyes	6-8	Jr.	5.2
G	Tico Brown	6-5	Sr.	15.9
G	Billy Smith	6-1	Sr.	6.1

Top Sub				
G	John Mann	6-5	Jr.	2.5

1979-80 (8-18)

F	Lenny Horton	6-7	Sr.	17.2
F	Brook Stepp	6-5	So.	18.9
C	Rob Noyes	6-8	Sr.	3.4
G	John Mann	6-5	Sr.	4.2
G	Kerry O'Brien	6-2	Sr.	6.7

1980-81 (4-23)

F	Fred Hall	6-5	Sr.	12.2
F	Lee Goza	6-9	Jr.	9.8
C	Greg Wilson	6-8	Fr.	5.2
G	Stu Lyon	6-4	Jr.	7.9
G	George Thomas	6-3	So.	10.9

1981-82 (10-16)

STARTING LINEUPS SINCE 1943-44

1994-95 (18-12)

F	James Forrest	6-8	Sr.	19.0
F	Matt Harpring	6-7	Fr.	12.1
C	Eddie Elisma	6-9	So.	5.8
G	Travis Best	5-11	Sr.	20.2
G	Drew Barry	6-5	Jr.	13.4
Top Sub				
F	Michael Maddox	6-8	Fr.	9.1

1995-96 (24-12)

F	Michael Maddox	6-8	So.	9.2
F	Matt Harpring	6-7	So.	18.6
C	Eddie Elisma	6-9	Jr.	8.8
G	Stephon Marbury	6-2	Fr.	18.9
G	Drew Barry	6-5	Sr.	13.3
Top Sub				
G	Gary Saunders	6-5	Fr.	6.6

1996-97 (9-18)

F	Michael Maddox	6-9	Jr.	9.7
F	Matt Harpring	6-7	Jr.	19.0
C	Eddie Elisma	6-9	Sr.	9.7
G	Gary Saunders	6-5	So.	11.6
G	Kevin Morris	5-11	Fr.	5.9
Top Subs				
G-F	Jon Babul	6-7	Fr.	2.2
G	Jason Floyd	6-6	Fr.	3.9
C	Pablo Machado	6-10	Fr.	1.9

1997-98 (19-14)

F	Michael Maddox	6-9	Sr.	13.2
F	Matt Harpring	6-7	Sr.	21.6
C	Alvin Jones	6-11	Fr.	6.8
G	Dion Glover	6-5	Sr.	18.4
G	Travis Spivey	6-3	Fr.	5.7
Top Subs				
G	T.J. Vines	5-10	Fr.	2.6
G	Jason Floyd	6-6	So.	6.4

1998-99 (15-16)

F	Jason Collier	7-0	Jr.	17.2
F	Jon Babul	6-7	So.	5.3
C	Alvin Jones	6-11	So.	12.7
G	Jason Floyd	6-6	Jr.	13.5
G	Tony Akins	5-11	Fr.	11.3
Top Subs				
G	T.J. Vines	5-10	So.	6.6
G	Darryl LaBarrie	6-3	So.	3.5

1999-2000 (13-17)

F	Jason Collier	7-0	Sr.	17.0
F	Jason Floyd	6-6	Sr.	9.4
C	Alvin Jones	6-11	Jr.	9.7
G	Tony Akins	5-11	So.	11.5
G	Shaun Fein	6-3	Jr.	10.6
Top Subs				
G	T.J. Vines	5-10	Jr.	4.4
F	Clarence Moore	6-4	Fr.	4.8
F	Jon Babul	6-7	Jr.	3.6

2000-01 (17-13)

F	Jon Babul	6-7	Sr.	5.6
F	Marvin Lewis	6-3	Fr.	8.7
C	Alvin Jones	6-11	Sr.	13.4
G	Tony Akins	5-11	Jr.	14.5
G	Shaun Fein	6-3	Sr.	13.3
Top Subs				
G	Darryl LaBarrie	6-3	Sr.	5.6
G	T.J. Vines	5-10	Sr.	3.9
F	Halston Lane	6-4	Fr.	6.8

2001-02 (15-16)

F	Clarence Moore	6-5	So.	9.4
C	Ed Nelson	6-7	Fr.	8.5
G	Tony Akins	5-11	Sr.	17.0
G	Marvin Lewis	6-4	So.	10.9
G	B.J. Elder	6-3	Fr.	9.9
Top Subs				
F	Isma'il Muhammad	6-5	Fr.	7.1
F	Halston Lane	6-5	So.	6.1
C	Luke Schenschel	7-0	Fr.	4.8

2002-03 (16-15)

F	Chris Bosh	6-10	Fr.	15.6
C	Luke Schenschel	7-1	So.	3.7
C	Ed Nelson	6-8	So.	8.1
G	B.J. Elder	6-4	So.	15.0
G	Jarrett Jack	6-3	Fr.	9.5
G	Marvin Lewis	6-4	Jr.	12.2
Top Subs				
F	Isma'il Muhammad	6-6	So.	5.9
F	Theodis Tarver	6-9	Fr.	2.8

2003-04 (28-10)

F	Anthony McHenry	6-7	Jr.	3.4
C	Luke Schenschel	7-1	Jr.	9.2
G	Jarrett Jack	6-3	So.	12.5
G	Marvin Lewis	6-4	Sr.	11.0
G	B.J. Elder	6-4	Jr.	14.9
Top Subs				
G	Will Bynum	6-0	Jr.	9.6
F	Clarence Moore	6-5	Sr.	5.9
F	Isma'il Muhammad	6-6	Jr.	9.3

2004-05 (20-12)

F	Anthony McHenry	6-7	Sr.	3.8
C	Luke Schenschel	7-1	Sr.	10.1
G	B.J. Elder	6-4	Sr.	12.6
G	Jarrett Jack	6-3	Jr.	15.5
G	Will Bynum	6-0	Sr.	12.5
F	Isma'il Muhammad	6-6	Jr.	8.4
Top Subs				
G	Anthony Morrow	6-5	Fr.	5.7
C	Ra'Sean Dickey	6-9	Fr.	5.1

2005-06 (11-17)

F	Jeremis Smith	6-6	So.	11.0
C	Ra'Sean Dickey	6-9	Sr.	10.1
G	Anthony Morrow	6-5	So.	16.0
G	Mario West	6-4	Jr.	5.2
G	Zam Fredrick	6-0	So.	10.6
Top Subs				
C	Theodis Tarver	6-9	Sr.	3.1
G	Lewis Clinch	6-3	Fr.	8.9
G	D'Andre Bell	6-5	Fr.	3.9

2006-07 (20-12)

F	Jeremis Smith	6-8	Jr.	8.3
F	Thaddeus Young	6-8	Fr.	14.4
C	Ra'Sean Dickey	6-10	Jr.	8.1
G	Anthony Morrow	6-5	Jr.	9.9
G	Javaris Crittenton	6-5	Fr.	14.4
Top Subs				
G	Mario West	6-5	Sr.	4.7
F/C	Zachery Peacock	6-8	Fr.	5.5
F/C	Alade Aminu	6-10	So.	5.4

2007-08 (15-17)

F	Jeremis Smith	6-8	Sr.	10.5
F	Gani Lawal	6-9	Fr.	7.2
G	D'Andre Bell	6-5	Jr.	6.6
G	Anthony Morrow	6-5	Sr.	14.3
G	Maurice Miller	6-1	Fr.	8.1
Top Subs				
G	Lewis Clinch	6-3	Jr.	9.0
G	Matt Causey	6-0	Sr.	7.2
F	Alade Aminu	6-10	Jr.	6.0

2008-09 (12-19)

F	Zachery Peacock	6-8	Jr.	9.2
F	Gani Lawal	6-9	So.	15.1
G	Lewis Clinch	6-3	Sr.	15.5
G	Iman Shumpert	6-5	Fr.	10.6
G	Maurice Miller	6-1	So.	8.1
Top Subs				
F	Alade Aminu	6-10	Sr.	11.8
G	Lance Storr	6-5	So.	4.1

2009-10 (23-13)

F	Derrick Favors	6-10	Fr.	12.4
F	Gani Lawal	6-9	Jr.	13.1
G	D'Andre Bell	6-6	Sr.	6.1
G	Iman Shumpert	6-5	So.	10.0
G	Glen Rice, Jr.	6-5	Fr.	5.4
Top Subs				
F	Zachery Peacock	6-8	Jr.	9.2
G	Maurice Miller	6-1	Jr.	3.9
G	Brian Oliver	6-6	Fr.	7.1

2010-11 (13-18)

F/G	Brian Oliver	6-6	So.	10.5
F/G	Glen Rice, Jr.	6-5	So.	12.8
C	Daniel Miller	6-11	Fr.	4.4
G	Iman Shumpert	6-5	Jr.	17.3
G	Maurice Miller	6-2	Sr.	6.0
Top Subs				
F	Kammeon Holsey	6-8	Fr.	3.4
F	Jason Morris	6-5	Fr.	6.0
F	Lance Storr	6-5	Sr.	2.6
G	Mfon Udofia	6-2	So.	6.7

2011-12 (11-20)

F/G	Jason Morris	6-5	So.	7.8
F	Kammeon Holsey	6-8	So.	9.4
C	Daniel Miller	6-11	So.	8.1
G	Mfon Udofia	6-2	Jr.	9.9
G	Brandon Reed	6-3	So.	7.5
Top Subs				
F	Julian Royal	6-7	Fr.	4.4
G	Pierre Jordan	6-0	Gr.	1.5
G/F	Nick Foreman	6-4	Sr.	1.5
G/F	Glen Rice, Jr.	6-5	Jr.	13.0

2012-13 (16-15)

F	Marcus Georges-Hunt	6-5	Fr.	10.8
F	Robert Carter, Jr.	6-8	Fr.	9.9
C	Daniel Miller	6-11	Jr.	8.4
G	Mfon Udofia	6-2	Sr.	8.3
G	Chris Bolden	6-3	Fr.	7.3
Top Subs				
F	Kammeon Holsey	6-8	Jr.	8.8
G	Brandon Reed	6-3	Jr.	5.2
F	Jason Morris	6-5	Jr.	3.7

Head Coaching History

Coach	Tenure	Yrs	W-L	Pct
Chapman	1906	1	2-1	.667
John Heisman	1909, 1913-14	3	9-14	.391
William Alexander	1920, 1922-24	4	36-38	.486
Joe Bean	1921	1	4-10	.286
Harold Hansen	1925-26	2	10-23	.303
Roy Mundorff	1927-43	17	172-134	.562
Dwight Keith	1944-46	3	35-21	.625
Roy McArthur	1947-51	5	57-72	.442
John "Whack" Hyder	1952-73	22	292-271	.519
Dwane Morrison	1974-81	8	91-122	.427
Bobby Cremins	1982-2000	19	354-237	.599
Paul Hewitt	2001-11	11	190-162	.540
Brian Gregory	2012-13	2	27-35	.435

Assistant Coaches by Season

1948-49	John Hyder	1993-94	Kevin Cantwell, Sherman Dillard, Jimmy Hebron
1950-51	John Hyder	1994-95	Kevin Cantwell, Dereck Whittenburg, Jimmy Hebron
1955-56	Bryon Gilbreath	1995-96	Kevin Cantwell, Dereck Whittenburg, Gary Leiner
1956-57	Bryon Gilbreath, Sonny Stevens	1996-97	Kevin Cantwell, Dereck Whittenburg, Gary Leiner
1957-58	Bryon Gilbreath, Sonny Stevens	1997-98	Kevin Cantwell, Dereck Whittenburg, Gary Leiner
1958-59	Bryon Gilbreath, Sonny Stevens	1998-99	Kevin Cantwell, Dereck Whittenburg, Gary Leiner
1959-60	Bryon Gilbreath, Sonny Stevens	1999-00	Kevin Cantwell, Willie Reese, Mark Price
1960-61	Bryon Gilbreath	2000-01	Dean Keener, Willie Reese, Cliff Warren
1961-62	Bryon Gilbreath	2001-02	Dean Keener, Willie Reese, Cliff Warren
1962-63	Bryon Gilbreath	2002-03	Dean Keener, Willie Reese, Cliff Warren
1963-64	Bryon Gilbreath	2003-04	Dean Keener, Willie Reese, Cliff Warren
1964-65	Bryon Gilbreath, Dwane Morrison	2004-05	Willie Reese, Cliff Warren, Peter Zaharis
1965-66	Bryon Gilbreath, Dwane Morrison	2005-06	John O'Connor, Charlton Young, Peter Zaharis
1966-67	Bryon Gilbreath, Dwane Morrison, Eddie Jackel	2006-07	John O'Connor, Charlton Young, Peter Zaharis
1967-68	Bryon Gilbreath, Dwane Morrison, Eddie Jackel	2007-08	John O'Connor, Charlton Young, Peter Zaharis
1968-69	Bryon Gilbreath, Dwane Morrison, Eddie Jackel	2008-09	John O'Connor, Charlton Young, Peter Zaharis
1969-70	Bryon Gilbreath, Dwane Morrison, Eddie Jackel	2009-10	Darryl LaBarrie, John O'Connor, Peter Zaharis
1970-71	Bryon Gilbreath, Donald Clifton, Eddie Jackel	2010-11	Darryl LaBarrie, Robert McCullum, Peter Zaharis
1971-72	Bryon Gilbreath, Donald Clifton	2011-12	Chad Dollar, Josh Postorino, Billy Schmidt
1972-73	Bryon Gilbreath, Donald Clifton	2012-13	Chad Dollar, Josh Postorino, Billy Schmidt
1973-74	Bryon Gilbreath, Jay Nidiffer		
1974-75	Bryon Gilbreath, Jay Nidiffer		
1975-76	Bryon Gilbreath, Jay Nidiffer		
1976-77	Jay Nidiffer, Roger Banks		
1977-78	Jay Nidiffer, Benny Dees		
1978-79	Jay Nidiffer, Benny Dees		
1979-80	Jay Nidiffer, Benny Dees		
1980-81	Jay Nidiffer		
1981-82	George Felton, Ben Jobe, Jimmy Hebron, Ken Davis (GA)		
1982-83	George Felton, Perry Clark, Jimmy Hebron, Ken Davis (GA)		
1983-84	George Felton, Perry Clark, Jimmy Hebron, Bill Burrows (GA)		
1984-85	George Felton, Perry Clark, Jimmy Hebron, Rich Brown (GA)		
1985-86	George Felton, Perry Clark, Jimmy Hebron, Ron Everhart (GA)		
1986-87	Perry Clark, Kevin Cantwell, Jimmy Hebron		
1987-88	Perry Clark, Kevin Cantwell, Jimmy Hebron		
1988-89	Kevin Cantwell, Sherman Dillard, Jimmy Hebron, Bruce Dalrymple (V)		
1989-90	Kevin Cantwell, Sherman Dillard, Jimmy Hebron, Bruce Dalrymple (V)		
1990-91	Kevin Cantwell, Sherman Dillard, Jimmy Hebron, Bruce Dalrymple (V)		
1991-92	Kevin Cantwell, Sherman Dillard, Jimmy Hebron, George Felton (GA)		
1992-93	Kevin Cantwell, Sherman Dillard, Jimmy Hebron		

TECH LETTERWINNERS

Abell, Nelson	1944
Akers, Lane	1954-56
Akins, Anthony J.	1999-01
Akins, Terry E.	1968-69
Allen, Harry B.	1973-74-75-76
Allgood, William L.	1977-78
Aminu, A. Alade	2006-07-08-09
Anderson, Gene	1952-53
Anderson, J.C.	1947-48-49-50
Anderson, Kenneth	1990-91
Anderson, L.F.	1937-38-39
Anderson, Marvin E.	1954-55
Anderson, Tysor D.	2007-08-09
Anderson, Jay (mgr)	1995-96-97
Arnold, John W.	1965
Austin, Michael B.	1951-52-53
Azar, Nicholas	1926-27-28

Babul, Jonathan R.	1997-99-00-01
Baker, Avril (mgr)	1988-90
Bailey, F.B.	1909
Balanis, Roderick A.	1991-92-93-94
Barbic, Yann	1994
Barnes, Darryl	1990, 92-93-94
Barron, Carter	1926
Barry, Drew W.	1993-94-95-96
Barry, Jon A.	1991-92
Bell, D'Andre B.	2006-07-08-10
Bergman, Herb	1947-48
Best, Travis E.	1992-93-94-95
Bills, Jack	1945
Binns, Karl V.	1972
Binns, William	1948
Blackwell, Hoyte	1940-41-42
Blemker, Berrien B.	1948-49-50-51
Blemker, Ray	1957-58-59
Boisvert, David R.	1988
Bolden, Christopher J.	2013
Bolton, Roger P.	1954
Bosh, Christopher W.	2003
Bostick, H.C.	1909
Bottoff, Michael B.	1974-75-76
Boulware, Burtz	1935-36-37
Bowling, Tom	1967
Boyce, Michael (mgr)	2005-06
Bradford, Maurice	1962-83
Brennan, Bryan V.	1995-96-97
Brewster, Jimmy	1922
Brittan, Maurice D.	1989
Brizendine, Robert E.	1966-67-68
Brooks, Robert A.	2001-04
Brown, Bruce J.	1972
Brown, Karl J.	1989-90
Brown, Mark (mgr)	1984-85-86
Brown, Tico M.	1977-78-79
Broyles, Frank	1943-44-45, 47
Bryan, Morris	1932
Bullard, Ralph	1928
Burdell, George P.	1956-57-58
Burden, Preston (mgr)	2006-07-08
Burton, Richard E.	1968
Butzky, Charles B. (mgr)	1964
Byrd, Anthony	1982-83-84
Bynum, William	2004-05

Cage, Gary B., Jr.	2006-08-09
Caldwell, James W.	1963-64-65
Caldwell, Robert G.	1964-65-66
Campbell, Preston W.	1973-74-75
Cappetta, Steven (mgr)	2009
Carroll, Jess M.	1955-56-57
Carroll, Pat (mgr)	1981
Carter, Jr., Robert L.	2013
Cassidy, Omar A.	1997
Causey, Matthew D.	2008
Center, Dave	1933
Cheney, Walter M. (mgr)	1974-75
Clark, David W.	1966-67-68
Clinch, E. Lewis	2006-07-08-09
Cline, William S.	1950-51-52
Cohen, Leonard R.	1955-56-57
Cohen, William	1953-54-55-56
Cole, Michael D.	1979-81-82
Coleman, W.B.	1909
Collier, Dick	1944-45-47
Collier, Jason J.	1999-00
Collier, Jeffrey R.	1973
Connery, Duffy (mgr)	1984-85
Coogler, Justin (mgr)	2010
Copeland, Arthur	1947
Crabb, Michael (mgr)	1957
Craddock, Robert D.	1963-64-65
Craig, Derek D.	2009-11-12
Crake, Eric	1952-53
Crawford, Henry	1934-35-36
Cray, Andy (mgr)	2009-10
Crittendon, Javaris C.	2007
Crosby, David	1941
Culbreth, Albert W.	1998
Cullen, Matt (mgr)	1971-72
Currie, Rigdon (mgr)	1950-51
Cushman, H.	1914

Dalrymple, Henry V.	1984-85-86-87
Daugherty, Michael R.	1974
Davis, Bob	1944-45-46
Davis, Robert C.	1973-75
Davis, Tyler A.	2005
Dawson, V.S.	1909
Delong, George, Jr. (mgr)	1963
Dennicke, Skinny	1922
Denton, David R.	1958-59-60
Dews, Robert W.	1959-60

Diaw, Papa S.	2006-07
Dickey, Ra'Sean M.	2005-06-07
Dieng, Bassirou	2009
Dockweiler, Jay (mgr)	1987-88
Dold, Melvin J.	1948-49-50-51
Domalik, Brian A.	1989-90-91
Doyle, W. Brooks	2013
Doyle, Johnny	1946
Drummer, Sammy L.	1978-79
Dunn, Mike (mgr)	1999-00
Dyer, Vaughn	1952

Ebdon, Joe	1938
Echols, Ramon	1946
Eckford, Joe Errol	1922
Eidson, William R.	1962-63-64
Elder, Barry J.	2002-05
Elisma, Edner	1994-95-96-97
Elkins, Andrew (mgr)	2009
Emmerling, Fritz (mgr)	1952
Ewing, David W.T.	2002-03

Fagg, David (mgr)	1979
Farr, Clay (tr)	1996
Farell, Terry D.	1972
Favors, Derrick B.	2007-08
Faye, Mouhammad	2007-08
Fein, Shaun R.	2000-01
Ferrell, Duane	1985-86-87-88
Fild, Wesley O.	1965-66-67
Floyd, Jason C.	1997-98-99-00
Fonden, Marcus (mgr)	2009-10
Ford, Antoine W.	1985-87
Ford, Clyde W.	1971-72
Foreman, Nicholas M.	2009-10-11-12
Forrest, James C.	1992-93-94-95
Foster, Randall L.	1974-75-76-77
Fraser, Gilbert	1921
Fredrick, Zambolist II	2005-06
Fritch, James L.	1948-49-50-51
Funkenstein, Louis (mgr)	1965-66-67

Gaddy, James W.	1992-93
Gardner, Scott	1982
Gaston, Juan V.	1906
Gaston, Robert W.	1944
Geiger, Matthew A.	1991-92
George, Nicholas	1926
Georges-Hunt, Marcus A.	2013
Gher, John K.	1960-61-62
Giaccio, Paul (mgr)	1995-96-97-98
Gladden, B. (mgr)	1972-73
Gladen, R.F.	1909
Glenn, William	1933-34-35
Glover, M. Diondae	1958
Godwin, Paul	1948-49
Golden, Sid	1930
Golf, Larry	1963
Good, Chris	1980
Goode, William E. (mgr)	1962
Gooding, Hugh	1930
Goza, Lee	1981-82
Green, Michael D.	1975-76
Guth, Stanley W.	1966-67-68

Hagan, Scott (mgr)	1993-94-95-96-97
Haines, Fred	1947
Hall, Frederick	1980-81
Hamilton, Andrew (mgr)	2005-06-07-08
Hamilton, Bradley K. (mgr)	2005-06-07-08-09-10
Hamilton, Hoyt (mgr)	1977-78-79-80
Hammonds, Tom E.	1986-87-88-89
Hansen, Harold	1925-26
Harlicka, Todd C.	1992-93-94-95
Harping, Matthew J.	1995-96-97-98
Harris, Patrick J. 1999-00-02 (mgr), O1 (player)	1999-00-02
Harris, R.M.	1909
Harvey, Tim	1983-84
Harwell, John	1952-53-54
Haymans, Walter	1938-39-40
Hays, Lawrence	1935-36
Hazelhurst, J.G. (mgr)	1909
Hearn, Tiny	1928
Hearn, Jim	1942
Heeke, Frank	1930
Helms, Joe M.	1955-56
Herbert, John L.	1962-64
Hicks, Nathaniel R.	2011-12
Hightower, W.H. (mgr)	1909
Hill, Alex	2009
Hill, Bryan M.	1991-92-93
Hill, Doug	1952
Hill, James E.	1964, 66
Hodge, Julian T.	1995-96
Hoffman, John R.	1959-60-61
Hoggie, John M.	1970-71-72
Hogue, Jim	1980
Holladay, Durand	1944-45
Holloway, James N.	1965
Holsey, Kammeon	2011-12-13
Horton, Lenard	1977-78-79-80
Howard, Brian	1982
Howard, Clarence	1954
Hughes, Mack	1955-56 (mgr)
Hunt, Alexander, T.	1974-75-76
Hyder, James T. (mgr)	1960-61

Hyder, John C.	1935-36-37
Hyder, John T.	1971-72-73

Ingram, Jon E. (mgr)	1968
Inman, Frank, Jr.	1958-59
Inman, George W.	1958
Inshour, Michael	2000-01

Jack, Jarrett H.	2003-05
Jamison, Cecil	1925-26
Jenks, Emory	1922
Johnson, Billy	1944
Johnson, Harold	1945
Johnson, James W.	1956-57-58
Johnson, William O.	1940-42
Johnston, Bo	1936-37-38
Jones, Alvin, III	1998-99-00-01
Jones, Ben	1936
Jones, B. Keith	2005-06
Jones, Ed	1938
Jordan, Bill	1936-37-38
Jordan, Pierre	2012-13
Joseph, Yvon	1984-85
Judy, Coleman P.	1965-66-67
Judy, Matt (mgr)	1996-97-98-99-00
Junper, Jimmy	1946

Kaiser, Roger A.	1959-60-61
Katz, Kitty	1932
Katz, Morris	1934-35
Keener, Marvin J.	1948-49-50-51
Kelly, C. Ashley	1996-98-99
Kelly, John R., II	1993-95-96
Kelly, Lake D.	1954-55-56
Kenney, Charles H.	1965-66-67
Ketzner, Joe (tr)	1998-99-00
Khan, Fred (mgr)	1957
Kidd, Culver	1934-35-36
Kimmel, Robert B.	1954-55-56-57
Kincaid, Kevin	1997-99
Klosterman, Henry	1946
Kowalski, Dave	1981

LaBarrie, Darryl A.	1999-00-01
Lance, Jake	1944
Landy, Frank E.	1961-62
Lane, N. Halston	2001-02
Lanier, Will (mgr)	2002-04
Largen, Ben K.	1927
Lawal, Gani O., Jr.	2008-09-10
Lee, Henry	1981
Lenhoff, Richard	1953-54-55-56
Lewis, Carlton	1940-42
Lewis, Marvin A.	2001-04
Liantonio, Giuseppe (mgr)	1990-91-92
Lockwood, Billy (mgr)	1946
Lupton, Dale	1949-50
Lutz, Samuel A. (mgr)	1970
Lyon, Stuart	1981-82

MacGregor, Dan	1955
Marchado, Pablo E.	1997-98
Mackey, Malcolm M.	1990-91-92-93
Maddox, Michael J.	1995-96-97-98
Mann, John S.	1977-78-79-80
Mansell, Jack	1983-84-85-86
Marbury, Stephen X.	1996
Maree, Vance	1929
Martin, Michael W.	1975
Martinson, John P.	1985-86-87-88
Matheson, Kenneth	1922
Mathews, George	1946
Mathews, Phil (mgr)	2002
Mauch, H.	1914
Mayer, William G.	1969-70
McArthur, Roy	1930-31-32
McBath, H.	1920
McCain, Andrew G.	1973-74
McCarthy, John M. (mgr)	1966
McClune, Chris (mgr)	2005-06-07-08
McCullough, W.T.	1914
McFadden, Bob (tr)	1993
McHenry, Anthony D.	2002-05
McNeil, Johnny J.	1989-90
Medlock, Jan P.	1997-98
Meeks, Tony (mgr)	1981-82
Meyer, Gerald J.	1958
Miller, Daniel C.	2011-12-13
Miller, Eddie (mgr)	1946
Miller, Maurice A.	2008-09-10-11
Mills, David	1983
Mitchell, L.C.	1914
Moore, Clarence A.	2000, 02-04
Moore, Fred	1923
Moore, Martice D.	1993-94
Moore, Jr., McPherson D.	2011-12
Moreland, Bob	1926
Morris, Jason C.	2011-12-13
Morris, Jim (mgr)	1996-97-98-99
Morris, Kevin M.	1997
Morrow, Anthony J.	2005-06-07-08
Morrison, Franklin M.	1977-78
Morton, George	1926
Muhammad, Isma'il A.	2002-05
Munford, Dillard	1939
Munlyn, James	1987-88, 90-91
Murphy, Red B. (mgr)	1922
Murphy, Billy B. (mgr)	1976-77-78-79
Murphy, Robert D.	1971-72-73

Murphy, Ryan M.	1995-96
Musser, James A. (mgr)	1976-77-78-81
Myers, E.V.	1909

Nass, Alan W.	1961-62-63
Neal, Craig D.	1984, 86-87-88
Neal, Steven G.	1979-80-82
Neal, Winston	1998 (mgr)-99-00-01
Nerf, Graham (mgr)	2005-06
Nelson, David F.	2002-04
Nelson, Edward R.	2002-03
New, Dave	1981
Newbill, Ivano M.	1991-92-93-94
Nichols, Jim (mgr)	1996-97-98-99
Nidiffer, Toby F.	1977-78-79-80
Nigg, William R.	1962-63-64
Nihil, Timothy (mgr)	1996-97-98-99
Nolan, Jim	1947-48-49
Noyes, Robert J.	1977-78-79-80
Nyström, Jim A.	2003-04

O'Brien, Dan K.	1978-79-80
O'Callahan, Jimmy	1936
Oliver, Brian Darnell	1987-88-89-90
Oliver, Brian Daniel	2010-11
Oltz, Harold	1928
O'Neal, Taylor (mgr)	2010
Or, Dick	1933
Owens, Jack	1949
Owens, Jack (mgr)	2005-06-07

Panders, Pateris (mgr)	1958-59
Paris, Walter	1925
Partin, John G.	1966-67-68
Paxson, Wesley	1943-44, 47
Peacock, Zachery X., II	2007-08-09-10
Pearson, Danny	1983
Pearson, Tom	1946
Peck, Nathan (mgr)	1995
Peck, Stephen C.	1980
Peek, Aaron	2012-13
Peffel, George	1938
Perkins, Bill	1930
Perry, B. Kyle	1998-99-00
Peters, Kenneth A.	1973-74
Peterson, Charles (mgr)	1953-54
Petway, Scott	1984-85
Phillips, Gary D.	1954-55-57-58
Pinsky, Steve (mgr)	1984-85
Pittman, John (mgr)	1990
Player, Frank	1929
Poole, Johnny	1932-33-34
Poole, Solomon	2013
Poole, Jr., Stacey	2013
Post, Steven F.	1972-73
Poteat, William T.	1959-60
Powers, Kevin F.	1960-61-62
Powers, Matt	2008
Prenice, Jason	1999
Price, W. Mark	1983-84-85-86
Priestley, Jerry M.	1964-65-66

Radford, Charles (mgr)	1952
Raines, Ted	1931
Randall, Philip Y.	1963
Randall, Walter T.	1957-58-59
Ray, Jim	1946
Reese, Kevin	2010
Reed, Brandon	2012-13
Reese, Willie R.	1986-87-88-89
Register, Benjamin F.	1949-50-51
Rhodes, Chad (mgr)	1993-94
Rice, Glen A., Jr.	2010-12
Richards, Carl W.	1959-60-61
Ridenmour, Raymond E.	1967-69
Riedel, Robert J.	1958-59-60
Riley, James R.	1958-59-60
Roane, Babe	1922-24
Roberts, Ben (mgr)	2002-05
Roberts, Billy	1946
Roberts, Thomas H.	1964
Rosser, George	1926
Royal, Julian	2012-13

Salley, John T.	1983-84-85-86
Samoylo, Francis J.	1971-72
Santamora, Gregory (mgr)	1975
Saunders, Gary	1996-97
Scharf, Ronald E.	1963-64-65
Schenschler, Luke D.	2002-05
Schnitzer, Ray	1974-75-76-77
Schoening, Henry	1947-48-49
Scott, Dennis E.	1988-89-90
Scruggs, Charlie	1943
Seemer, Robert H.	1968-69-70
Sennett, Bill	1952-53
Sermersheim, Michael F.	1948-49-50-51
Shaw, Steven T.	1980-81
Sheehan, Bradley R.	2008-09-10
Sherbak, Steven D.	1973-74
Sherrod, Anthony N.	1986-87-88-89
Shew, Samuel S.	2009-10
Shumpert, Iman A.	2009-10-11
Silas, Cecil J.	1951-52-53
Simmonds, Jorge (mgr)	2002-05
Sims, Fletcher	1936-37-38
Slocum, Jimmy	1932

Small, George C.	1971-72
Smith, George	1938
Smith, Jeremis S.	2005-06-07-08
Smith, Ravelle (mgr)	1995-96
Smith, William D.	1976-77-78-79
Smits, Pieter (mgr)	1997
Snead, Howard	1953-55
Sonnenberg, Steven A.	1973-74-75
Speller, Kyle C.	2011
Spiro, Keith (mgr)	1987-88
Spivey, LaTravis D.	1998
Spooner, Charles G.	1963-64
Stacy, Gilbert	1935
Stanford, John (mgr)	1969-70-71
Staton, Al	1922
Stenfastangel, Michael F.	1964
Steppe, Michael H.	1979-80-82
Stevens, T.E.	1942
Stewart, Jimmy	1948-49
Stith, Henry H.	1957-58
Storrs, Lance C.	2008-09-10-11

Tarver, Theodis, Jr.	2003-04-05-06
Taylor, Phil	1952
Taylor, James E.	1970-71-72
Thomas, George	1980-81-82-83
Thompson, William H.	1969-70-71-72
Thorne, James A.	1969-70-71-72
Thorne, Peter C.	1966-67-68
Tierce, Joel	1938
Tison, Allan J.	1936
Tomasovich, Mike	1961-62-63
Tomasovich, Ted	1967-68-69
Toomer, LeGaren D.	2006
Tracy, Keith (mgr)	1990-91-92-93-94
Trout, Paul W., Jr.	1997-98-99-00
Tumlin, Chester J.	1962
Tryer, Frederick B.	1966-67

ALL-TIME NUMERICAL ROSTER

0	
Darryl Barnes.....	1994
Lewis Clinch.....	2007-09
Mfon Udofia.....	2010-11-12-13

1	
B.J. Elder.....	2002-05
D'Andre Bell.....	2006
Javaris Crittenton.....	2007
Iman Shumpert.....	2009-10-11
Julian Royal.....	2012

2	
Darryl Barnes*.....	1993
Darryl LaBarrie.....	2000-01
Isma'il Muhammad.....	2002-05
Matt Causey.....	2002
Pierre Jordan.....	2012-13
*Not a legal number at the time, wore for one game	

3	
Colin Anderson.....	1949
Doug Hill.....	1952
Tommy Taylor.....	1971-72
John Boshart.....	1974
Brian Donalik.....	1990-91
Travis Best.....	1992-95
Stephon Marbury.....	1996
Tony Akins.....	1999-02
Jarrett Jack.....	2003-05
Moe Miller.....	2008-09-10-11
Marcus Georges-Hunt.....	2013

4	
Dale Lumpton.....	1949
Bill Cline.....	1951-52
Dennis Scott.....	1988-90
Pablo Machado.....	1997
Alvin Jones.....	1998-01
Chris Bosh.....	2003
Ra'Sean Dickey.....	2005-07
Nick Foreman.....	2009-10-11-12
Robert Carter, Jr.....	2013

5	
Jim Nolan.....	1948-49
Melvin Dold.....	1951
Gene Anderson.....	1952
Bob Murphy.....	1971-73
Karl Brown.....	1989-90
James Gaddy.....	1992-93
Eddie Elisma.....	1994-97
Dion Glover.....	1998-99
Clarence Moore.....	2001-02
Mario West.....	2004-07
Daniel Miller.....	2011-12-13

6	
Henry Schoening.....	1949
Mike Austin.....	1951-52

7	
Jack Owens.....	1949
Joe Keener.....	1951
John Mansfield.....	1957

8	
Joe Keener.....	1949
Pete Silas.....	1951-52

10	
James Fritch.....	1949
Teeter Umstead.....	1951-52
Terry Randall.....	1957
Tony Arford.....	1969
Tommy Taylor.....	1970
Terry Farrell.....	1971-72
Mike Bottorff.....	1973-76
Craig Neal.....	1984-88
James Gaddy.....	1991
Drew Barry.....	1993-96
T.J. Vines.....	1998-01
Jim Nyström.....	2003-04
Tyler Davis.....	2005
Gary Cage.....	2006
Lance Storrs.....	2008-09-10-11

11	
Mickey Sermersheim.....	1949-51
John Harwell.....	1952
Larry Good.....	1967
Rocky Davis.....	1974-75
Ronnie Keener.....	1976
Toby Nidffer.....	1977-80
Bill Patterson.....	1981
Bryan Hill.....	1991-93
Yann Barbic.....	1994
Gary Saunders.....	1996-97
Travis Spivey.....	1998
Shaun Fein.....	2000-01

David Ewing.....	2002-03
Will Bynum.....	2004-05
Steven Wolcott.....	2006
Mouhammad Faye.....	2007-08
Sam Shew.....	2009
Brian Oliver.....	2010-11
Aaron Peek.....	2012
Chris Bolden.....	2013

12	
Barry Blemker.....	1949
Bud Witt.....	1951
Eric Crake.....	1952
Ken Peters (#5 on road in 1975).....	1974-75
David Mills.....	1983
Michael Carr.....	1986
Brian Donalik.....	1989
Kenny Anderson.....	1990-91
Ashley Kelly.....	1999
Luke Schenscher.....	2002-05
Paco Diaw.....	2006-07
Bassirou Dieng.....	2009
Kyle Speller.....	2011
D.J. Spain.....	2012

13	
Lum Snyder.....	1952
John Verzyer.....	1968-70
Brian Oliver.....	1987-90
Kevin Morris.....	1997
Darryl LaBarrie.....	1999-00
D'Andre Bell.....	2007-08-10
McPherson Moore.....	2011-12

14	
Tom Pearson.....	1949
James Fritch.....	1951
Vaughan Dyer.....	1952
Russ Jessee.....	1954
Ray Schritzer (#35 on road in 1975).....	1975-77
Brook Steppe.....	1980-82
David Boisvert.....	1988
Greg White.....	1990
John Barry.....	1991-92
Winston Neal.....	1999-02
Keith Jones.....	2005-06
Ty Anderson.....	2007-09
Derrick Favors.....	2010
Jason Morris.....	2011-12-13

15 • Retired	
Barry Blemker.....	1951
Bill Sennett.....	1952
Jess Carroll.....	1954
John Bashart.....	1972
Donnie Keener.....	1976
Tico Brown.....	1977-79
Steve Peck.....	1980
George Thomas.....	1981-83
Darryl Barnes.....	1990-92
Rod Balanis.....	1993-94
MATT HARPRING.....	1995-98

16	
Paul Godwin.....	1949
Eric Crake.....	1951
Bud Witt.....	1952

17	
Robert Riedel.....	1949
George Morris.....	1952

18	
Jimmy Stewart.....	1949
Peden Templeton.....	1952

19	
Benny Register.....	1949

20 • Retired	
Lenny Cohen.....	1957
Bobby Dews.....	1959-60
John Herbert.....	1962-64
Jim Field.....	1965
Bob Brizendine.....	1966-68
Brian Howard.....	1982
Scott Gardner.....	1983
TOM HAMMONDS.....	1986-89

21 • Retired	
ROGER KAISER.....	1959-61

22 • Retired	
Jess Carroll.....	1957
Terry Randall.....	1958
Pete Rogers.....	1961
Bill Nigg.....	1962-64
Terry Askins.....	1967-69

Frank Samoyo.....	1970-72
Steve Sonnenberg.....	1973-75
Kerry O'Brien.....	1977-80
Scott Gardner.....	1982
JOHN SALLEY.....	1983-86

23	
Ray Blemker.....	1958-59
Bill Edison.....	1962-64
Stan Guth.....	1966-68
Phil Boshart.....	1973-75
Billy Smith.....	1976-79
George Thomas.....	1980
Bud Adams.....	1985
Michael Christian.....	1987-88
David Whitmore.....	1989
Brian Black.....	1990-91
Martice Moore.....	1993-94
C.J. Williams.....	1995
Jon Babul.....	1997-01
Anthony Morrow.....	2005-08
Brandon Reed.....	2012-13

24	
Bill Cohen.....	1954
Frank Inman.....	1957
John Gehr.....	1960-62
R.D. Craddock.....	1963-65
Phil Wagner.....	1966-68
Bill Mayer.....	1969-70
Tom Hyder.....	1971-73
Jim Wood (#41 on road in 1975).....	1975-77
John Williams.....	1980
Scott Petway.....	1984
James Munlyn.....	1987-91
Fred Vinson.....	1992-94
Michael Maddox.....	1995-98
Marvin Lewis.....	2001-04
Gary Cage.....	2006, 08-09
Kammeon Holsey.....	2011-12-13

25 • Retired	
Ham Stith.....	1957-58
Pat Drennon.....	1960
Phil Randall.....	1962-63
Mick Stenftenagel.....	1964-66
John Partin.....	1967
Yann Barbic.....	1995
Jim Thorne.....	1970-71
Mickey Morrison.....	1976
MARK PRICE.....	1983-86

26	
Jim Johnson.....	1957

27	
Danrny MacGregor.....	1957

28	
Bobby Kimmel.....	1954-57

29	
Gary Phillips.....	1957

30	
Dick Lenholt.....	1954
Buddy Davidson.....	1957
Bill Poteet.....	1959-61
Charlie Kennedy.....	1965-67
Howard Thompson.....	1969-71
Jim Gallman.....	1972
Anthony Byrd.....	1982-84
Todd Harlicks.....	1992-95
Kevin Kincaid.....	1997-99

31	
Sam Nunn.....	1958
Al Mason.....	1959
Harold Query.....	1960
Frank Landrey.....	1961-62
Dan Russell.....	1965
Rick Tyler.....	1966-68
Bill Vinton.....	1971-72
Willie Reese.....	1985-89
Greg White.....	1991-92
Shawn Jones.....	1993
C.J. Williams.....	1994
Ryan Murphy.....	1996-97
Pablo Machado.....	1998
Alex Luyk.....	2000
Gani Lawal.....	2008-09-10
Aaron Peek.....	2013

32	
George Inman.....	1958
Keith Weekly.....	1961-63
Pete Caldwell.....	1965
Fred Hall.....	1980
Tommy Lee.....	1968
John Hoggie.....	1970-72
Steve Sherbak.....	1973-75
Bill Allgood.....	1977

Dave Kowalski.....	1981
John Martinson.....	1985-88
Malcolm Mackey.....	1990-93
Juan Gaston.....	1996
Kyle Perry.....	1998-00
Ed Nelson.....	2002-03
Jeremis Smith.....	2005-08
Brooks Doyle.....	2013

33	
Larry Goff.....	1968-69
Clyde Fore.....	1970
Bob Schmidt.....	1972
Harry Allen.....	1973-76
Sammy Drummer.....	1979
Steve Shaw.....	1980-82
Danny Pearson.....	1983
Duane Ferrell.....	1985-88
Ivano Newbill.....	1990-94
Bryan Brennan.....	1996-97
Steve Economos.....	1998
Jason Prentice.....	1999
Halston Lane.....	2001-02
Thaddeus Young.....	2007
Derek Craig.....	2011-12

34	
Dave Clark.....	1966
Bob Seemer.....	1968-70
George Small.....	1971-72
Randy Foster.....	1975-77
Lenny Horton.....	1979-80
Fred Hall.....	1981
Jack Mansell.....	1983-86
David Whitmore.....	1988
Rod Balanis.....	1990-91
James Forrest.....	1992-95
Jason Floyd.....	1997-00
Robert Brooks.....	2001-04
Brad Sheehan.....	2008-09-10

35	
John Partin.....	1966
Jack Washington.....	1976
Maurice Bradford.....	1982-83
Yann Barbic.....	1995
Zam Fredrick.....	2005-06
Zachery Peacock.....	2007-08-09-10

40 • Retired	
Gary Phillips.....	1958
Charlie Spooner.....	1961-64
John Arnold.....	1965
John White.....	1966
Dave Clark.....	1967-68
RICH YUNKUS.....	1969-71

41	
Dave Denton.....	1958-60
Tom Bowling.....	1966-67
Ken Davis.....	1969-71
Dean Reeves.....	1972
Preston Campbell.....	1973
Brian Gemberling.....	1991
Ryan Murphy.....	1995
Paul Trotti.....	1997-00
Alade Aminu.....	2006
Glen Rice, Jr.....	2010-11-12

42	
Curt Bryant.....	1958
Bucky Sowers.....	1960-62
Pres Judy.....	1964-67
Tommy Wilson.....	1969-71
Andy McCain.....	1973-74
Mike Martin.....	1975-76
Rob Noyes.....	1977-80
Lee Goza.....	1982
Anthony Sherrod.....	1986-89
Rod Balanis.....	1992
Keith Kenney.....	1993
John Kelly.....	1994
Ajani Williams.....	1996
Omar Cassidy.....	1997
Clarence Moore.....	2000, 04
Nate Hicks.....	2011-12

43	
Tom Chambers.....	1959
Roger Casada.....	1961-62
Pete Thorne.....	1966-68
Bob MacDonald.....	1969
Clyde Fore.....	1971-72
Tom Hunt.....	1974-76
Mickey Morrison.....	1977
Steve Neal.....	1979-80
Greg Wilson.....	1981-84
Bryan Brennan.....	1995
Henley Hayes.....	1997

44	
John Hoffman.....	1959-61
Ron Scharf.....	1963-65
Ted Tomasovich.....	1966-69
Steve Post.....	1972-74
Mike Green.....	1975-76
Brook Steppe.....	1979
Stu Lyon.....	1982
Tim Harvey.....	1983-84
Antoine Ford.....	1985-87
Johnny McNeill.....	1989-90
John Kelly.....	1993-96
Jan Medlock.....	1997-98
Michael Isenhour.....	2000-01
Theodis Tarver.....	2003-06
Alade Aminu.....	2007-09
Sam Shew.....	2010

45	
Jerry Meyer.....	1958
Newt Holloway.....	1965-67
Waymon Christopher (#4 on road).....	1975
Reggie Spruill.....	1976
John Mann.....	1977-80
Bruce Dalrymple.....	1984-87
Bucky Hodge.....	1995-96
Bert Culbreth.....	1998
Solomon Poole.....	2013

50	
Frank Inman.....	1958-59
Alan Nass.....	1961-63
Wes Field.....	1965-67
Allan Tison.....	1968-70

51	
Jim Johnson.....	1958
Boogie Hill.....	1964-66
Karl Binns.....	1972
Patrick Harpring.....	2001
David Nelson.....	2002-04

52	
Wayne Richards.....	1959-61
Jim Caldwell.....	1964-65
Ray Ridenour.....	1966-69
Craig Nelson.....	1971
Jeff Collier.....	1973-76
David Cole.....	1979-82
Maurice Brittain.....	1989
Matt Geiger.....	1991-92
Ashley Kelly.....	1996-98
Jason Collier.....	1999-00

53	
Jim Riley.....	1958-60
Jimmy Tumlin.....	1962-64
Bob Davis.....	1973-76
Lenny Horton.....	1977
Steve Neal.....	1981-82

54	
Mike Tomasovich.....	1961-63
Jerry Priestley.....	1964-66
Rich Wright.....	1967-70
Bruce Brown.....	1971-72
Preston Campbell.....	1974-75
Lee Goza.....	1981
Vvon Joseph.....	1983-85

55	
Josh Powell.....	1960-61
Terry Murray.....	1966
Anthony McHenry.....	2002-05
LeGaren Toomer.....	2006

Players whose jerseys are retired in all caps and in bold.
Note: Current NCAA basketball rules restrict uniform numbers to 0, 00, 1-5, 10-15, 20-25, 30-35, 40-45 and 50-55.

YEAR-BY-YEAR At-A-GLANCE

Year	Coach	Captain(s)	W-L	Conf.
1906	Chapman	Wert	2-1	
1909	John Heisman	Val Dawson	1-6	
1910-12	No teams			
1913	John Heisman	J.T.L. Brown	2-6	
1914	John Heisman	Forbes Bradley	6-2	
1915-19	No teams			
1920	William Alexander	G.R. Frazer	7-10	
1921	Joe Bean	A.H. Staton	4-10	
Tech enters Southern Conference				
1922	William Alexander	J.D. Brewster	11-6	
1923	William Alexander	E.L. Jenks	9-9	
1924	William Alexander	R.W. Roane	9-13	
1925	Harold Hansen	Fred Moore	4-12	
1926	Harold Hansen	George Wilder	6-11	
1927	Roy Mundorff	Dynamite Wilder	17-10	
1928	Roy Mundorff	Nick George	10-7	
1929	Roy Mundorff	Hank Heeke	15-6	
1930	Roy Mundorff	Sid Goldin	10-13	
1931	Roy Mundorff	H.F. Wages	11-13	
1932	Roy Mundorff	Unknown	7-6	
Tech enters Southeastern Conference				
1933	Roy Mundorff	Unknown	9-6	7-6
1934	Roy Mundorff	Unknown	6-12	4-9
1935	Roy Mundorff	Billy Glenn	6-8	5-5
1936	Roy Mundorff	Unknown	10-8	8-6
1937	Roy Mundorff	Whack Hyder	13-2	10-0
1938*	Roy Mundorff	Bo Johnston	18-2	12-2
1939	Roy Mundorff	Lester Anderson	6-9	4-8
1940	Roy Mundorff	Walter Haymans	7-8	6-7
1941	Roy Mundorff	Carlton Lewis	8-11	4-9
1942	Roy Mundorff	Carlton Lewis	8-8	4-8
1943	Roy Mundorff	Jake Lance	11-5	7-5
1944	Dwight Keith	Wes Paxson	14-4	3-1
1945	Dwight Keith	Frank Broyles	11-6	9-5
1946	Dwight Keith	Bob Davis	10-11	6-7
1947	Roy McArthur	Herb Bergman	12-11	6-6
1948	Roy McArthur	Unknown	12-16	9-11
1949	Roy McArthur	Jim Nolan	11-13	7-10
1950	Roy McArthur	Unknown	14-13	7-9
1951	Roy McArthur	Mickey Sermersheim	8-19	7-12
1952	Whack Hyder	Teeter Umstead	7-15	5-13
1953	Whack Hyder	Pete Silas	5-17	4-9
1954	Whack Hyder	John Harwell	2-22	0-14
1955	Whack Hyder	Bobby Kimmel	12-13	7-7
1956	Whack Hyder	Bobby Kimmel	12-11	6-8
1957	Whack Hyder	Bobby Kimmel	18-8	9-5
1958	Whack Hyder	Terry Randall, Jim Johnson, Gary Phillips	15-11	7-7
1959	Whack Hyder	Terry Randall	17-9	9-5
1960#	Whack Hyder	Roger Kaiser	22-6	11-3
1961	Whack Hyder	Roger Kaiser	13-13	6-8
1962	Whack Hyder	Josh Powell	10-16	4-10
1963	Whack Hyder	Alan Nass	21-5	10-4
1964	Whack Hyder	R.D. Craddock	17-9	9-5
Tech leaves Southeastern Conference				
1965	Whack Hyder	R.D. Craddock	14-11	
1966	Whack Hyder	Pres Judy	13-13	
1967	Whack Hyder	Pres Judy	17-9	
1968	Whack Hyder	Phil Wagner	12-13	
1969	Whack Hyder	Ted Tomasovich	12-13	
1970%	Whack Hyder	Rich Yunkus	17-10	
1971%	Whack Hyder	Jim Thorne	23-9	
1972	Whack Hyder	Frank Samoylo	6-20	
1973	Whack Hyder	Peanut Murphy	7-18	
1974	Dwane Morrison	Steve Sonnenberg	5-21	

All-Time Record 1,279-1,140 (.529)

Winning/Losing/.500 seasons 51/43/4

All-Time SEC Record 212-224 (32 seasons)

SEC Championships 1 (1938)

All-Time Metro Record 9-10 (3 seasons)

All-Time ACC Record (Reg. season) 217-305 (34 seasons)

ACC Regular-Season Championships 2 (1985-T, 1996)

ACC Tournament Championships 3 (1985, 1990, 1993)

NCAA 16 (1960, 1985, 1986, 1987, 1988, 1989, 1990, 1991, 1992, 1993, 1996, 2001, 2004, 2005, 2007, 2010)

NIT 7 (1970, 1971, 1984, 1994, 1998, 1999, 2003)

Year	Coach	Captain(s)	W-L	Conf.
1975	Dwane Morrison	Steve Sonnenberg, Preston Campbell	11-15	
Tech enters Metro Conference				
1976	Dwane Morrison	Harry Allen, Mike Bottorff	13-14	0-1
1977	Dwane Morrison	Ray Schnitzer	18-10	3-3
1978	Dwane Morrison	Bill Allgood	15-12	6-6
Tech leaves Metro Conference				
1979	Dwane Morrison	Tico Brown, Sammy Drummer, Billy Smith	17-9	
Tech enters Atlantic Coast Conference				
1980	Dwane Morrison	Lenny Horton	8-18	1-13/8th
1981	Dwane Morrison	None	4-23	0-14/8th
1982	Bobby Cremins	Brook Steppe, Stu Lyon	10-16	3-11/8th
1983	Bobby Cremins	George Thomas, Maurice Bradford	13-15	4-10/6th
1984%	Bobby Cremins	Mark Price, John Salley	18-11	6-8/T5th
1985+#	Bobby Cremins	Mark Price, John Salley	27-8	9-5/T1st
1986#	Bobby Cremins	Mark Price, John Salley	27-7	11-3/2nd
1987#	Bobby Cremins	Bruce Dalrymple	16-13	7-7/5th
1988#	Bobby Cremins	Duane Ferrell	22-10	8-6/4th
1989#	Bobby Cremins	Tom Hammonds	20-12	8-6/5th
1990+##	Bobby Cremins	Brian Oliver	28-7	8-6/T3rd
1991#	Bobby Cremins	Brian Domalik, James Munlyn	17-13	6-8/T5th
1992#	Bobby Cremins	Jon Barry, Greg White	23-12	8-8/T4th
1993+#	Bobby Cremins	Ivano Newbill, Malcolm Mackey	19-11	8-8/6th
1994%	Bobby Cremins	Ivano Newbill	16-13	7-9/6th
1995	Bobby Cremins	Travis Best, James Forrest	18-12	8-8/5th
1996+#	Bobby Cremins	Drew Barry, John Kelly	24-12	13-3/1st
1997	Bobby Cremins	Eddie Elisma	9-18	3-13/9th
1998%	Bobby Cremins	Matt Harpring, Michael Maddox	19-14	6-10/6th
1999%	Bobby Cremins	Jon Babul, Jason Floyd	15-16	6-10/T5th
2000	Bobby Cremins	Jason Collier, Jason Floyd, Paul Trotti	13-17	5-11/8th
2001#	Paul Hewitt	Jon Babul, Shaun Fein, Alvin Jones	17-13	8-8/5th
2002	Paul Hewitt	Tony Akins, Michael Isenhour, Winston Neal	15-16	7-9/T5th
2003%	Paul Hewitt	Marvin Lewis	16-15	7-9/5th
2004##	Paul Hewitt	Marvin Lewis	28-10	9-7/T3rd
2005#	Paul Hewitt	Anthony McHenry, Isma'il Muhammad	20-12	8-8/T4th
2006	Paul Hewitt	Theodis Tarver, Mario West	11-17	4-12/11th
2007#	Paul Hewitt	Mario West, Jeremis Smith	20-12	8-8/T6th
2008	Paul Hewitt	Jeremis Smith	15-17	7-9/T7th
2009	Paul Hewitt	D'Andre Bell, Zachery Peacock	12-19	2-14/12th
2010#	Paul Hewitt	D'Andre Bell, Zachery Peacock	23-13	7-9/7th
2011	Paul Hewitt	Moe Miller, Iman Shumpert, Lance Storrs	13-18	5-11/T10th
2012	Brian Gregory	Daniel Miller, Mfon Udofia	11-20	4-12/T11th
2013	Brian Gregory	Daniel Miller, Mfon Udofia	16-15	6-12/T9th

*SEC Champions; +ACC Champions

#NCAA (##Final Four); %NIT

ALL-TIME SCORES

Column Key

Site - home (h), away (a) or neutral (n), number key following each season)
TR - Tech's national rank, AP/coaches (listed beginning with 1949-50 season)
OR - opponent's national rank, AP/coaches (listed beginning with 1949-50 season)
Rec - Tech cumulative season record

1905-06 (2-1)

Home: 1-1, Away: 1-0, Neutral: 0-0

F17	h	L	6-26	Auburn.....	0-1
M10	a	W	27-13	Georgia.....	1-1
M17	h	W	13-11	Georgia (ot).....	2-1

Home games in 1905-06 played at Peachtree Auditorium

JOHN HEISMAN

Pennsylvania '92

Record: 9-14 (.391)

1908-14 (3 seasons)



1908-09 (1-6)

Home: 1-3, Away: 0-3, Neutral: 0-0

J8	h	W	28-7	Mercer.....	1-0
J15	a	L	13-26	Mercer.....	1-1
J16	h	L	15-29	Tulane.....	1-2
J22	a	L	9-78	Georgia.....	1-3
J28	a	L	12-18	Atlanta Athletic Club.....	1-4
J29	h	L	13-69	Georgia.....	1-5
F4	h	L	8-24	Auburn.....	1-6

Home games at Cable Piano Company Hall.

1912-13 (2-6)

Home: 0-4, Away: 2-2, Neutral: 0-0

F7	h	L	22-26	Clemson.....	0-1
F8	a	W	27-11	Clemson.....	1-1
F14	h	L	27-36	Auburn.....	1-2
F15	a	L	12-71	Georgia.....	1-3
F21	h	L	25-31	Mercer.....	1-4
F22	a	L	19-23	Auburn.....	1-5
F25	a	W	23-19	Mercer.....	2-5
F28	h	L	20-35	Georgia.....	2-6

Home games on campus in the Crystal Palace, located at Cherry & Third Streets.

1913-14 (6-2)

Home: 3-1, Away: 3-1, Neutral: 0-0

F6	h	W	55-41	Vanderbilt.....	1-0
F7	a	W	30-20	Mercer.....	2-0
F13	h	W	31-22	Mercer.....	3-0
F14	a	L	8-58	Georgia.....	3-1
F20	h	W	50-12	Auburn.....	4-1
F21	a	W	23-21	Chattanooga.....	5-1
F26	h	L	24-29	Georgia.....	5-2
F27	a	W	21-6	Auburn.....	6-2

Home games at the Crystal Palace.

WILLIAM ALEXANDER

Georgia Tech '12

Record: 36-38 (.486)

1919-20, 1921-24 (4 seasons)



1919-20 (7-10)

Home: 4-2, Away: 3-8, Neutral: 0-0

J10	h1	L	24-29	Auburn.....	0-1
J16	h2	W	30-26	Mercer.....	1-1
J17	h1	W	28-23	Macon YMCA.....	2-1
J23	h1	W	32-17	Clemson.....	3-1
J30	h1	L	21-39	Vanderbilt.....	3-2
J31	a	L	33-41	Rome YMCA.....	3-3
F6	h3	W	44-33	Stetson.....	4-3
F7	a	L	11-25	Chattanooga.....	4-4
F13	a	W	21-16	Mercer.....	5-4
F14	a	L	4-64	Macon YMCA.....	5-5
F20	a	L	17-41	Clemson.....	5-6
F21	a	L	32-40	Clemson YMCA.....	5-7
F27	a	L	3-32	Vanderbilt.....	5-8
F28	a	W	29-26	Piedmont.....	6-8
M5	a	W	22-14	Newberry.....	7-8
M6	a	L	21-44	Atlanta Athletic Club.....	7-9

M9	a	L	17-21	Auburn.....	7-10
----	---	---	-------	-------------	------

Home games at City Auditorium (h1), Atlanta Athletic Club (h2) & Luckie Street YMCA (h3)

JOE BEAN

Record: 4-10 (.286)

1920-21 (1 season)

1920-21 (4-10)

Home: 2-4, Away: 0-5, Neutral: 2-1

J8	h	L	19-20	Mercer.....	0-1
J14	h	L	18-20	Wofford.....	0-2
J21	h	W	44-24	Furman.....	1-2
J22	h	L	28-30	Auburn.....	1-3
J29	a	L	18-41	Mercer.....	1-4
F5	h	W	28-22	Clemson.....	2-4
F12	a	L	16-53	VMI.....	2-5
F14	a	L	15-31	Virginia Tech.....	2-6
F15	a	L	14-37	Georgetown.....	2-7
F16	a	L	23-37	Catholic.....	2-8
F19	h	L	28-29	Tennessee.....	2-9
F25	n1	W	53-11	Birmingham Southern.....	3-9
F26	n1	W	30-22	Alabama.....	4-9
F27	n1	L	21-26	Georgia.....	4-10

Home games at City Auditorium

n1-SIC Tournament (City Auditorium, Atlanta, Ga.)

WILLIAM ALEXANDER

1921-22 (11-6)

Home: 4-1, Away: 4-4, Neutral: 3-1

J7	a	L	26-28	Mercer.....	0-1
J13	a	W	34-16	Birmingham Ath. Club.....	1-1
J14	a	L	20-49	Alabama.....	1-2
J20	h1	W	44-35	Mercer.....	2-2
J21	a	W	29-14	Macon YMCA.....	3-2
J28	h1	W	44-12	Auburn.....	4-2
F4	h1	W	36-29	Alabama.....	5-2
F8	h2	L	25-26	Agoga Class (ot).....	5-3
F10	a	W	24-23	Fort Benning.....	6-3
F11	a	L	13-26	Auburn.....	6-4
F15	h2	W	17-16	Trinity.....	7-4
F17	a	L	14-26	Tennessee.....	7-5
F18	a	W	33-30	Chattanooga.....	8-5
F24	n1	W	34-30	Mississippi State.....	9-5
F25	n1	W	34-23	South Carolina.....	10-5
F26	n1	L	14-29	Mercer.....	10-6
F27	n1	W	33-25	Alabama.....	11-6

Home games at City Auditorium (h1) & Atlanta Athletic Club (h2)

n1-SIC Tournament (City Auditorium, Atlanta, Ga.)

1922-23 (9-9)

Home: 5-1, Away: 2-6, Neutral: 2-2

J5	h	L	23-40	Atlanta Athletic Club.....	0-1
J6	a	L	20-30	Mercer.....	0-2
J12	h	W	35-17	Auburn.....	1-2
J13	a	W	26-17	Clemson.....	2-2
J20	h	W	33-32	Mercer.....	3-2
J23	a	W	33-30	Progressive Club.....	4-2
J27	h	W	35-22	Clemson.....	5-2
F3	h	W	52-20	Florida.....	6-2
F9	h	W	39-24	Alabama.....	7-2
F13	a	L	29-41	Chattanooga.....	7-3
F16	a	L	31-37	Birmingham Athletic Club.....	7-4
F17	a	L	27-28	Alabama.....	7-5
F19	a	L	31-45	Mississippi State.....	7-6
F23	a	L	26-29	Auburn.....	7-7
F27	n1	W	34-26	Centre.....	8-7
F28	n1	W	27-22	Georgia.....	9-7
M1	n1	L	17-25	Mississippi State.....	9-8
M2	n1	L	26-30	Mercer.....	9-9

Home games at City Auditorium

n1-SIC Tournament (City Auditorium, Atlanta, Ga.)

1923-24 (9-13)

Home: 3-6, Away: 6-6, Neutral: 0-1

D29	a	W	31-28	Macon YMCA.....	1-0
D30	a	W	39-9	Savannah Athletic Club.....	2-0
D31	a	W	32-31	Jacksonville YMCA.....	3-0
J1	a	L	28-39	Albany YMCA.....	3-1
J4	h	L	23-51	Atlanta Athletic Club.....	3-2
J5	a	W	48-13	Clemson.....	4-2
J8	h	L	18-42	Columbus YMCA.....	4-3
J11	h	W	39-24	Auburn.....	5-3
J12	a	L	37-42	Furman.....	5-4
J18	h	L	26-30	Mercer.....	5-5
J19	a	L	20-36	Mercer.....	5-6
J26	h	L	28-33	Alabama.....	5-7
F2	h	L	36-40	Mississippi State.....	5-8
F8	h	W	39-22	Clemson.....	6-8

F9	a	W	33-18	Auburn.....	7-8
F12	h	W	34-26	Central YMCA.....	8-8
F15	a	L	24-31	Alabama.....	8-9
F16	a	L	28-53	Mississippi State.....	8-10
F19	h	L	33-43	Progressive Club.....	8-11
F22	a	W	23-19	Chattanooga.....	9-11
F23	a	L	27-33	Kentucky.....	9-12
F29	n1	L	29-35	Auburn.....	9-13

Home games at City Auditorium

n1-SIC Tournament (City Auditorium, Atlanta, Ga.)

HAROLD HANSEN

Minnesota '18

Record: 10-23 (.303)

1924-26 (2 seasons)

1924-25 (4-12)

Home: 1-7, Away: 2-4, Neutral: 1-1

J9	h	L	22-23	Atlanta Athletic Club.....	0-1
J10	h	L	18-20	Clemson.....	0-2
J13	a	W	28-26	Fort McPherson (2ot).....	1-2
J16	h	L	18-23	Mercer.....	1-3
J17	a	W	28-21	Auburn.....	2-3
J24	h	L	28-37	Vanderbilt.....	2-4
J31	h	W	30-25	Georgia.....	3-4
F6	h	L	16-18	Kentucky.....	3-5
F7	h	L	14-15	Auburn.....	3-6
F13	a	L	21-28	Mercer.....	3-7
F14	a	L	30-32	Clemson.....	3-8
F16	a	L	12-35	NC State.....	3-9
F17	h	L	27-36	Davidson.....	3-10
F21	a	L	24-34	Georgia.....	3-11
F27	n1	W	31-14	Sewanee.....	4-11
F28	n1	L	26-34	North Carolina.....	4-12

Home games played on campus at the Temporary Gym, a 2,500-seat wooden structure on the corner of Third Street & Techwood Drive.

n1-SIC Tournament (City Auditorium, Atlanta, Ga.)

1925-26 (6-11)

Home: 6-3, Away: 0-6, Neutral: 1-1

D29	a	L	28-29	Havana Yacht Club.....	exh
D30	a	W	18-5	Univ. of Havana.....	exh
D31	a	W	31-28	Havana Yacht Club (2ot).....	exh
J2	a	L	10-16	Univ. of Havana.....	exh
J4	h1	L	18-33	Tulane.....	0-1
J8	h	W	35-30	Georgia.....	1-1
J9	a	L	28-32	Auburn.....	1-2
J11	h	W	31-18	Tulane.....	2-2
J13	h	W	23-19	Marquette.....	3-2
J15	a	L	23-27	Vanderbilt.....	3-3
J16	a	L	24-25	Kentucky.....	3-4
J22	h	W	23-22	NC State.....	4-4
J23	h	L	20-26	South Carolina.....	4-5
J30	a	L	29-33	Georgia.....	4-6
F6	h	L	20-31	Mississippi State.....	4-7
F12	a	L	14-30	NC State.....	4-8
F13	a	L	19-36	South Carolina.....	4-9
F19	h	W	28-13	Auburn.....	5-9
F20	h1	L	19-34	Georgia.....	5-10
F26	n1	W	30-27	Alabama.....	6-10
F27	n1	L	24-36	Mississippi.....	6-11

Home games at Temporary Gym


h1-City Auditorium; n1-SIC Tournament (City Auditorium, Atlanta, Ga.)

ROY MUNDORFF

Pennsylvania '21

Record: 172-134 (.562)

1926-1943 (17 seasons)



1926-27 (17-10)

Home: 9-0, Away: 6-9, Neutral: 2-1

D20	a	L	26-35	Columbus Kinnners.....	0-1
D21	a	L	25-52	Cincinnati.....	0-2
D22	a	L	41-43	Cincinnati YMCA.....	0-3
D23	a	L	36-38	Evansville.....	0-4
D24	a	W	29-24	Islay Dairy.....	1-4
D25	a	W	26-25	Lorraine Lions Club.....	2-4
D27	a	L	37-40	Wittenburg.....	2-5
D28	a	L	28-61	DePauw.....	2-6
D30	h	W	19-18	Dixie Portland.....	3-6
J5	a	L	28-34	Atlanta Athletic Club.....	3-7
J8	h	W	22-20	Auburn (ot).....	4-7
J15	a	W	36-35	Georgia (ot).....	5-7
J19	h	W	44-16	Progressive Club.....	6-7
J21	h	W	36-29	Vanderbilt.....	7-7
J22	h	W	48-16	Kentucky.....	8-7
J28	h	W	75-14	Southern Bell.....	9-7

All-Time Scores

J29	h1	W	33-27	Georgia.....	10-7
F2	a	W	31-28	Progressive Club.....	11-7
F4	h	W	50-15	Alabama.....	12-7
F5	h	W	41-23	Atlanta Athletic Club.....	13-7
F10	a	L	27-29	Louisiana State.....	13-8
F11	a	W	38-37	Tulane.....	14-8
F12	a	L	24-42	Auburn.....	14-9
F16	n2	W	45-31	Oglethorpe.....	15-9
F19	a	W	36-25	Georgia.....	16-9
F25	n3	W	40-24	Mississippi State.....	17-9
F26	n3	L	18-32	South Carolina.....	17-10

Home games at Temporary Gym except where noted
n1, h1-City Auditorium, Atlanta, Ga.; n2-Atlanta Athletic Club; n3-SIC
Tournament, City Auditorium, Atlanta, Ga.

1927-28 (10-7)

Home: 3-2, Away: 4-4, Neutral: 3-1

D28	n1	W	47-20	Standard Oil.....	1-0
D29	a	L	23-32	Albany YMCA.....	1-1
D31	n2	W	41-36	Penn-Dixie.....	2-1
J4	a	L	26-36	Atlanta Athletic Club.....	2-2
J7	a	L	29-56	Auburn.....	2-3
J14	h	L	30-33	Georgia.....	2-4
J17	h	W	42-24	Clemson.....	3-4
J20	h	W	31-26	Tennessee.....	4-4
J28	a	W	36-35	Georgia.....	5-4
F8	h	L	29-33	Atlanta Athletic Club.....	5-5
F10	a	W	41-31	Vanderbilt.....	6-5
F11	a	W	35-31	Kentucky.....	7-5
F13	a	W	42-25	Tennessee.....	8-5
F15	a	L	21-30	Alabama.....	8-6
F18	h1	W	28-26	Georgia.....	9-6
F24	n3	W	50-24	Florida.....	10-6
F25	n3	L	29-30	Auburn.....	10-7

Home games at Temporary Gym except where noted
h1-City Auditorium; n1-Savannah, Ga.; n2-Chattanooga, Tenn.; n3-SIC
Tournament (City Auditorium, Atlanta, Ga.)

1928-29 (15-6)

Home: 8-2, Away: 7-3, Neutral: 0-1

D23	a	W	33-31	LaGrange YMCA.....	1-0
D26	a	W	41-35	The Citadel.....	2-0
D27	a	W	34-26	Savannah J.E.A.....	3-0
D28	a	W	53-26	Dixie Stars.....	4-0
D31	a	L	29-31	Penn-Dixie.....	4-1
J1	a	W	37-33	Rome YMCA.....	5-1
J5	h	W	29-23	Clemson.....	6-1
J7	h	W	36-19	Florida.....	7-1
J8	h	W	33-26	Florida.....	8-1
J16	h	W	33-19	Kentucky.....	9-1
J19	a	W	40-28	Vanderbilt.....	10-1
J23	a	L	26-43	Atlanta Athletic Club.....	10-2
J26	h1	W	38-37	Georgia.....	11-2
F2	h	W	38-15	Vanderbilt.....	12-2
F6	h	W	41-25	Auburn.....	13-2
F9	h	W	37-21	Alabama.....	14-2
F13	h	L	25-30	Tennessee.....	14-3
F16	a	W	46-41	Auburn.....	15-3
F20	h	L	26-37	Atlanta Athletic Club.....	15-4
F25	a	L	25-27	Georgia.....	15-5
M1	n1	L	26-30	Clemson.....	15-6

Home games at Temporary Gym except where noted
h1-City Auditorium; n1-SIC Tournament (City Auditorium, Atlanta, Ga.)

1929-30 (10-13)

Home: 4-5, Away: 5-7, Neutral: 1-1

D27	a	L	22-24	Baltimore.....	0-1
D28	a	L	23-33	Pennsylvania.....	0-2
D30	a	W	37-25	Stevens Tech.....	1-2
J1	a	L	24-28	Crescent Athletic Club.....	exh
J3	a	L	37-39	St. Thomas-Scranton.....	1-3
J4	a	W	51-36	Franklin & Marshall.....	2-3
J10	h	W	31-16	South Carolina.....	3-3
J11	h	L	24-25	Clemson.....	3-4
J14	h	W	36-22	Savannah J.E.A.....	4-4
J18	h	L	23-26	Georgia.....	4-5
J22	a	L	28-33	Tennessee.....	4-6
J25	h1	L	23-25	Georgia.....	4-7
F1	h1	W	46-25	Vanderbilt.....	5-7
F4	a	W	31-29	Atlanta Athletic Club.....	6-7
F7	a	W	41-37	Vanderbilt.....	7-7
F8	a	L	19-39	Kentucky.....	7-8
F12	a	L	28-36	Alabama.....	7-9
F15	a	L	26-40	Clemson.....	7-10
F17	a	W	47-34	Auburn.....	8-10
F19	h1	W	40-29	Auburn.....	9-10
F22	h1	L	31-35	Georgia.....	9-11
F25	h	L	22-37	Atlanta Athletic Club.....	9-12
F28	n1	W	53-31	Tulane.....	10-12
M1	n1	L	37-44	Duke.....	10-13

Home games at Temporary Gym except where noted
h1-City Auditorium; n1-SIC Tournament (City Auditorium, Atlanta, Ga.)

1930-31 (11-13)

Home: 6-2, Away: 5-10, Neutral: 0-1

D27	a	W	34-17	Benjamin Franklin.....	1-0
D29	a	W	49-45	Arundel Boat Club.....	2-0

D30	a	L	24-29	Knights of Columbus.....	2-1
J1	a	L	26-32	Manhattan (ot).....	2-2
J2	a	L	33-38	Rider.....	2-3
J3	a	L	30-34	Temple.....	2-4
J7	h	L	25-30	South Carolina.....	2-5
J10	a	L	27-40	Atlanta Athletic Club.....	2-6
J14	a	L	31-39	Florida.....	2-7
J16	h	W	44-37	Vanderbilt.....	3-7
J17	a	L	30-39	Georgia.....	4-7
J20	h	W	32-23	Florida.....	4-8
J24	h	W	49-29	Tennessee.....	5-8
J28	a	W	37-33	Auburn.....	6-8
J31	h	W	37-19	Georgia.....	7-8
F5	a	L	32-45	Vanderbilt.....	7-9
F7	a	L	34-38	Kentucky.....	7-10
F9	a	W	32-25	Tennessee.....	8-10
F14	a	L	15-44	Georgia.....	8-11
F17	h	L	16-35	Kentucky.....	8-12
F20	h	W	23-19	Alabama.....	9-12
F21	a	W	41-17	South Carolina.....	10-12
F24	h	W	47-22	Auburn.....	11-12
F27	n1	L	48-53	Florida.....	11-13

Home games at Temporary Gym, which burned down after the season
n1-SIC Tournament (City Auditorium, Atlanta, Ga.)

1931-32 (7-6)

Home: 6-2, Away: 1-3, Neutral: 0-1

J3	a	W	42-21	Fort Benning.....	exh
J9	a	W	41-32	Florida.....	1-0
J13	a	L	22-25	Auburn.....	1-1
J16	h	W	45-27	Vanderbilt.....	2-1
J23	a	L	39-40	Mercer.....	2-2
J27	h	W	52-27	Grayson Athletic Club.....	3-2
J30	h	W	30-20	Georgia.....	4-2
F3	h	L	19-34	Alabama.....	4-3
F6	a	L	15-25	Georgia.....	4-4
F10	h	W	36-28	Auburn.....	5-4
F13	h	L	33-42	Mercer.....	5-5
F17	h	W	38-23	Florida.....	6-5
F20	h	W	25-22	Georgia.....	7-5
F26	n1	L	33-36	Louisiana State.....	7-6

Home games at City Auditorium
n1-SIC Tournament (City Auditorium, Atlanta, Ga.)

GEORGIA TECH ENTERS SOUTHEASTERN CONFERENCE

1932-33 (9-6, SEC 7-6)

Home: 4-1, Away: 4-4, Neutral: 1-1

J7	a	W	29-28	Clemson.....	1-0
J11	h	L	31-40	Original Celtics.....	exh
J14	a	L	25-30	Georgia.....	1-1
J17	a	W	38-32	Sewanee.....	2-1
J18	a	L	27-38	Vanderbilt.....	2-2
J21	h	W	47-18	Mercer.....	3-2
J28	h	W	26-16	Georgia.....	4-2
F1	h	L	19-26	Alabama.....	4-3
F4	h	W	37-23	Tennessee.....	5-3
F6	h	W	38-26	Sewanee.....	6-3
F9	h	W	41-21	Mexico City YMCA.....	exh
F11	a	L	22-45	Kentucky.....	6-4
F13	a	L	26-33	Tennessee.....	6-5
F15	a	W	29-20	Auburn.....	7-5
F18	a	W	32-30	Georgia.....	8-5
F21	n1	W	29-18	Auburn.....	9-5
F24	n2	L	24-30	Tennessee.....	9-6

Home games at City Auditorium
n1-Atlanta Athletic Club; n2-SEC Tournament (City Auditorium, Atlanta, Ga.)

1933-34 (6-12, SEC 4-9)

Home: 3-4, Away: 3-7, Neutral: 0-1

D28	a	L	19-38	Baltimore.....	0-1
D29	a	L	32-40	Rider.....	0-2
D30	a	L	31-45	St. Thomas-Scranton.....	0-3
J6	h	L	22-24	Vanderbilt.....	0-4
J9	a	W	28-26	Auburn.....	1-4
J13	a	W	33-25	Georgia.....	2-4
J17	h	L	28-50	Original Celtics.....	exh
J20	a	W	40-39	Sewanee.....	3-4
J27	h	L	33-37	Georgia.....	3-5
J31	h	L	35-45	Tennessee.....	3-6
F3	a	L	16-63	Alabama.....	3-7
F7	h	W	31-25	Clemson.....	4-7
F9	a	L	30-38	Vanderbilt.....	4-8
F10	a	L	25-49	Kentucky.....	4-9
F12	a	L	21-23	Tennessee.....	4-10
F14	h	W	24-20	Auburn.....	5-10
F17	h	L	27-28	Georgia.....	5-11
F21	h	W	43-27	Sewanee.....	6-11
M2	n1	L	19-33	Georgia.....	6-12

Home games at City Auditorium
n1-SEC Tournament (City Auditorium, Atlanta, Ga.)

1934-35 (6-8, SEC 5-5)

Home: 3-2, Away: 3-6, Neutral: 0-0

J12	a	L	29-43	Clemson.....	0-1
J16	h	L	26-36	Tennessee.....	0-2
J19	a	L	23-33	Georgia.....	0-3
J25	h	L	32-33	Vanderbilt (ot).....	0-4
F2	h	W	32-27	Georgia.....	1-4
F6	h	W	25-24	Auburn.....	2-4
F8	a	L	24-53	Vanderbilt.....	2-5
F9	a	L	30-57	Kentucky.....	2-6
F12	a	W	34-19	Auburn.....	3-6
F16	a	L	19-38	Xavier.....	3-7
F18	a	L	30-34	Tennessee.....	3-8
F20	a	W	42-28	Mercer.....	4-8
F23	a	W	49-39	Georgia (ot).....	5-8
M2	h	W	42-31	Sewanee.....	6-8

Home games at City Auditorium

1935-36 (10-8, SEC 8-6)

Home: 6-2, Away: 3-5, Neutral: 1-1

J4	a	L	25-36	Florida.....	0-1
J8	a	W	59-42	Mercer.....	1-1
J11	h	L	32-35	Clemson.....	1-2
J15	h	W	46-20	Mercer.....	2-2
J17	h	W	33-30	Tennessee.....	3-2
J18	a	L	23-42	Vanderbilt.....	3-3
J25	a	L	31-39	Clemson.....	3-4
F1	h	W	29-21	Georgia.....	4-4
F4	a	L	28-31	Auburn.....	4-5
F8	h	L	40-42	Vanderbilt.....	4-6
F12	h	W	34-16	Sewanee.....	5-6
F15	a	W	58-35	Sewanee.....	6-6
F17	h	W	39-22	Florida.....	7-6
F19	h	W	46-22	Auburn.....	8-6
F22	a	W	24-22	Georgia.....	9-6
F24	a	L	21-33	Tennessee.....	9-7
F28	n1	W	42-37	Vanderbilt.....	10-7
F29	n1	L	34-43	Alabama.....	10-8

Home games played on campus at the Naval Armory, an 1,150-seat facility on
same site as Temporary Gym
n1-SEC Tournament (Knoxville, Tenn.)

1936-37 (13-2, SEC 10-0)

Home: 7-0, Away: 5-1, Neutral: 1-1

J9	h	W	53-36	Mercer.....	1-0
J13	a	W	35-25	Florida.....	2-0
J16	h	W	39-27	Vanderbilt.....	3-0
J20	h	W	51-13	Clemson.....	4-0
J23	a	W	54-32	Sewanee.....	5-0
J27	h	W	70-26	Fort Benning.....	exh
J30	a	W	34-20	Georgia.....	6-0
F6	a	L	30-31	Pennsylvania.....	6-1
F10	h	W	36-18	Sewanee.....	7-1
F11	h	W	42-28	Auburn.....	8-1
F13	a	W	40-30	Vanderbilt.....	9-1
F15	h	W	43-37	Florida.....	10-1
F20	h	W	42-22	Georgia.....	11-1
F27	a	W	35-33	Auburn.....	12-1
M1	n1	W	43-30	Mississippi State.....	13-1
M2	n1	L	30-40	Kentucky.....	13-2

Home games at the Naval Armory
n1-SEC Tournament (Knoxville, Tenn.)

1937-38 (18-2, SEC 12-2)

Home: 11-0, Away: 4-2, Neutral: 3-0

SEC Champions

J8	h	W	35-30	NC State	1-0
J15	h	W	59-25	Vanderbilt	2-0
J17	a	W	46-37	Mercer	3-0
J19	h	W	53-23	Mercer	4-0
J26	h	W	36-24	Alabama	5-0
J29	h	W	51-28	Georgia	6-0
F4	a	L	35-47	Louisiana State	6-1
F5	a	L	22-37	Tulane	6-2
F9	h	W	57-35	South Carolina	7-2
F10	h	W	41-31	Sewanee	8-2
F12	a	W	40-35	Vanderbilt	9-2
F15	h	W	43-42	Auburn	10-2
F17	h	W	54-40	Florida	11-2
F19	a	W	29-27	Georgia	12-2
F25	h	W	53-33	Clemson	13-2
F26	a	W	51-30	South Carolina	14-2
M1	h	W	54-32	Auburn	15-2
M5	n1	W	50-18	Vanderbilt	16-2
M4	n1	W	44-29	Tulane	17-2
M7	n1	W	58-47	Mississippi	18-2

ALL-TIME SCORES

1938-39 (6-9, SEC 4-8)

Home: 5-3, Away: 1-5, Neutral: 0-1

J11	h	L	28-30	Mercer	0-1
J14	h	W	30-24	Vanderbilt	1-1
J21	h	W	32-31	Tulane (ot)	2-1
J28	a	L	26-32	Georgia	2-2
F1	a	W	29-25	South Carolina	3-2
F4	a	L	29-33	Florida (ot)	3-3
F8	h	W	37-32	Sewanee	4-3
F9	h	W	37-35	Louisiana State	5-3
F11	a	L	42-49	Vanderbilt	5-4
F15	a	L	25-39	Alabama	5-5
F18	h	L	29-41	Georgia	5-6
F21	h	W	38-28	South Carolina	6-6
F22	a	L	24-38	Auburn	6-7
F27	h	L	33-49	Auburn	6-8
M3	n1	L	38-42	Mississippi (SEC)	6-9

n1-SEC Tournament (Knoxville, Tenn.)

1939-40 (7-8, SEC 6-7)

Home: 5-4, Away: 2-3, Neutral: 0-1

J6	a	L	30-34	South Carolina	0-1
J13	h	W	49-43	Vanderbilt	1-1
J15	h	L	40-45	Florida	1-2
J20	h	W	50-39	Mississippi	2-2
J27	h	L	31-46	Georgia	2-3
J31	h	L	34-52	Alabama	2-4
F2	a	W	34-33	Louisiana State	3-4
F3	h	L	25-37	Tulane	3-5
F6	h	W	53-31	Auburn	4-5
F10	a	W	57-39	Vanderbilt	5-5
F13	h	W	41-35	Duke	6-5
F17	a	L	31-40	Georgia	6-6
F19	h	W	44-39	Kentucky	7-6
F21	a	L	38-39	Auburn (ot)	7-7
F29	n1	L	43-55	Tennessee	7-8

n1-SEC Tournament (Knoxville, Tenn.)

1940-41 (8-11, SEC 4-9)

Home: 6-2, Away: 1-8, Neutral: 1-1

D29	n1	W	39-34	South Carolina	1-0
D31	a	W	44-35	South Carolina	2-0
J7	h	W	41-34	South Carolina	3-0
J8	h	W	63-51	Clemson	4-0
J14	h	W	60-47	Mississippi	5-0
J18	h	W	55-48	Vanderbilt	6-0
J20	h	L	37-47	Kentucky	6-1
J22	a	L	49-52	Clemson (ot)	6-2
J25	h	L	20-37	Tulane	6-3
F1	h	W	48-39	Auburn	7-3
F5	a	L	45-51	Auburn	7-4
F7	a	L	26-31	Georgia	7-5
F10	a	L	41-43	Louisiana State	7-6
F12	a	L	32-46	Alabama	7-7
F15	a	L	41-54	Vanderbilt	7-8
F17	a	L	41-60	Kentucky	7-9
F20	h	W	52-44	Georgia	8-9
F22	a	L	42-53	Notre Dame	8-10
F27	n2	L	33-39	Alabama	8-11

n1-Augusta, Ga.; n2-SEC Tournament (Louisville, Ky.)

1941-42 (8-8, SEC 4-8)

Home: 5-3, Away: 3-4, Neutral: 0-1

J8	h	W	49-35	Turner Field	1-0
J10	a	W	35-32	South Carolina	2-0
J15	h	L	25-31	Alabama	2-1
J17	h	L	32-39	Vanderbilt	2-2
J20	h	L	53-63	Kentucky	2-3
J24	h	W	53-44	Fort Benning	3-3
J31	h	W	48-42	Auburn	4-3
F3	a	L	38-43	Auburn	4-4
F6	a	L	41-54	Louisiana State	4-5
F7	a	W	52-43	Tulane	5-5
F11	h	W	64-32	Chattanooga	6-5
F14	a	W	35-27	Vanderbilt	7-5
F16	a	L	51-57	Kentucky	7-6
F19	h	W	49-29	Georgia	8-6
F21	a	L	37-38	Georgia	8-7
F26	n2	L	32-37	Alabama	8-8

n2-SEC Tournament (Louisville, Ky.)

1942-43 (11-5, SEC 7-5)

Home: 9-1, Away: 2-3, Neutral: 0-1

J9	h	W	33-23	South Carolina	1-0
J16	h	W	43-29	Vanderbilt	2-0
J19	h	L	36-38	Kentucky	2-1
J22	a	W	59-32	Auburn	3-1
J23	a	L	25-33	Alabama	3-2
J30	h	W	53-21	Auburn	4-2
F2	h	W	65-40	Fort Benning	5-2
F5	h	W	45-44	Louisiana State	6-2
F6	h	W	60-36	Tulane	7-2
F10	h	W	43-32	Clemson	8-2
F13	a	L	28-52	Vanderbilt	8-3
F15	a	L	31-58	Kentucky	8-4
F18	a	W	58-31	Georgia	9-4

F20	h	W	39-20	Georgia	10-4
F22	h	W	36-33	Camp Wheeler	11-4
F26	n1	L	41-48	Mississippi State	11-5

n1-SEC Tournament (Knoxville, Tenn.)

DWIGHT KEITH

Alabama '24

Record: 35-21 (.625)

1944-1946 (3 seasons)



1943-44 (14-4, SEC 3-1)

Home: 7-1, Away: 6-2, Neutral: 1-1

J7	a	W	46-34	Atlanta Naval Air Station	1-0
J8	h	W	48-31	Mercer	2-0
J14	h	W	70-37	Atlanta Naval Air Station	3-0
J15	h	W	68-28	Ga. Medical College	4-0
J21	h	W	34-18	Georgia Pre-Flight	5-0
J22	a	W	50-34	Clemson	6-0
J26	h	W	58-44	Mayport Naval Base	7-0
J28	a	L	34-43	Georgia Pre-Flight	7-1
J29	h	W	58-24	Clemson	8-1
F5	a	W	67-34	Mercer	9-1
F6	a	W	68-45	Ga. Medical College	10-1
F11	h	L	52-55	176th Infantry	10-2
F12	a	W	42-39	Georgia	11-2
F18	a	L	42-64	176th Infantry	11-3
F19	h	W	71-44	Georgia	12-3
F21	a	W	57-53	Mayport Naval Base	13-3
M2	n1	W	63-51	Vanderbilt	14-3
M3	n1	L	55-66	Tulane	14-4

n1-SEC Tournament (Louisville, Ky.)

1944-45 (11-6, SEC 9-5)

Home: 6-1, Away: 3-4, Neutral: 2-1

J10	h	W	41-36	Georgia Pre-Flight	1-0
J13	a	L	26-31	Alabama	1-1
J17	a	L	36-52	Georgia Pre-Flight	1-2
J20	h	W	53-39	Auburn	2-2
J22	h	L	58-64	Kentucky	2-3
J27	a	L	26-44	Tennessee	2-4
J29	a	W	47-38	Tulane	3-4
F3	a	L	32-51	Kentucky	3-5
F9	h	W	70-38	Georgia	4-5
F10	h	W	53-49	Tennessee	5-5
F14	h	W	53-45	Alabama	6-5
F17	a	W	74-41	Auburn	7-5
F21	h	W	51-47	Atlanta Naval Air Station (ot)	8-5
F24	a	W	69-42	Georgia	9-5
M1	n1	W	68-49	Georgia	10-5
M2	n1	W	60-43	Mississippi State	11-5
M3	n1	L	37-41	Tennessee	11-6

n1-SEC Tournament (Louisville, Ky.)

1945-46 (10-11, SEC 6-7)

Home: 5-5, Away: 5-5, Neutral: 0-1

D20	h	W	52-38	Clemson	1-0
J4	h	W	45-22	Auburn	2-0
J5	h	W	61-46	Clemson	3-0
J8	a	L	37-44	Alabama	3-1
J12	a	L	45-58	Tulane	3-2
J16	a	W	53-26	Auburn	4-2
J18	h	L	39-54	Duke	4-3
J19	a	W	36-30	Alabama	5-3
J21	a	L	43-68	Kentucky	5-4
J26	h	L	27-49	Tennessee	5-5
J28	h	L	26-54	Kentucky	5-6
F1	h	W	64-53	Florida	6-6
F2	h	W	55-45	South Carolina	7-6
F4	h	W	59-52	Tulane	8-6
F6	a	L	40-50	Georgia	8-7
F9	a	W	38-34	Tennessee	9-7
F12	a	L	51-73	Duke	9-8
F15	h	L	43-46	Georgia	9-9
F16	a	L	47-63	South Carolina	9-10
F23	a	W	58-50	Florida	10-10
F28	n1	L	30-36	Georgia	10-11

n1-SEC Tournament (Louisville, Ky.)


ROY

McARTHUR

Georgia Tech '33

Record: 57-72 (.442)

1947-1951 (5 seasons)



1946-47 (12-11, SEC 6-6)

Home: 7-2, Away: 3-8, Neutral: 2-1

D12	h	W	63-37	Chattanooga	1-0
D14	h	W	51-34	South Carolina	2-0
D19	h	W	55-41	Davidson	3-0
D31	a	W	54-50	Boston College	4-0
J2	a	L	39-48	Detroit	4-1
J4	a	L	52-62	Michigan State	4-2
J11	h	W	58-51	Tulane	5-2
J15	a	W	55-42	Auburn	6-2
J17	h	L	38-42	Alabama	6-3
J20	h	L	47-70	Kentucky	6-4
J25	h	W	48-43	Tennessee	7-4
J29	h	W	65-49	Auburn	8-4
J31	a	L	45-47	Tulane	8-5
F1	a	L	46-64	Alabama	8-6
F4	a	W	51-44	Georgia	9-6
F7	a	L	28-40	Tennessee	9-7
F14	a	L	48-58	North Carolina	9-8
F15	a	L	54-64	Duke	9-9
F19	h	W	70-46	Georgia	10-9
F22	a	L	46-83	Kentucky	10-10
F28	n1	W	65-52	Mississippi State	11-10
F29	n1	W	43-40	Alabama	12-10
M1	n1	L	53-75	Kentucky	12-11

n1-SEC Tournament (Louisville, Ky.)

1947-48 (12-16, SEC 9-11)

Home: 4-7, Away: 5-5, Neutral: 3-4

SEC Runner-up					
D15	h	L	53-54	Furman	0-1
D19	h	W	63-50	Chattanooga	1-1
D20	h	W	51-48	Virginia	2-1
D29	n1	L	45-54	Texas	2-2
D30	n1	L	42-43	Rice	2-3
D31	n1	L	35-52	Hamline	2-4
J9	a	L	29-54	Tulane	2-5
J10	a	W	52-40	Louisiana State	3-5
J13	a	W	65-64	Furman	4-5
J19	h	L	56-71	Kentucky	4-6
J24	h	L	57-59	Tennessee	4-7
J26	h	L	46-54	Louisiana State	4-8
J30	a	L	31-38	Auburn	4-9
J31	h	L	31-44	Alabama	4-10
F4	a	W	68-58	Georgia	5-10
F6	a	L	46-49	Tennessee	5-11
F9	h	L	55-59	Tulane	5-12
F12	a	W	73-64	Georgia	6-12
F13	h	W	65-42	Florida	7-12
F16	h	L	55-60	Duke	7-13
F18	a	L	58-65	Georgia	7-14
F21	a	L	54-78	Kentucky	7-15
F25	h	W	50-43	Auburn	8-15
F28	a	W	63-55	Florida	9-15
M4	n2	W	46-34	Alabama	10-15
M5	n2	W	60-57	Georgia	11-15
M6	n2	W	50-40	Tulane	12-15
M6	n2	L	43-54	Kentucky	12-16

n1-All-College Tournament, Oklahoma City, Okla.; n2-SEC Tournament (Louisville, Ky.)

1948-49 (11-13, SEC 7-10)

Home: 7-5, Away: 4-6, Neutral: 0-2

D3	a	W	75-45	Birmingham Southern.....	1-0
D4	a	W	62-42	Howard College	2-0
D11	h	W	81-45	Chattanooga.....	3-0
D18	h	W	64-49	Furman.....	4-0
D20	n1	L	60-74	Long Island.....	4-1
D22	a	L	59-67	LaSalle	4-2
J7	a	L	52-73	Tulane	4-3
J8	a	L	59-65	Louisiana State	4-4
J11	a	L	33-41	Auburn.....	4-5
J14	h	W	51-38	Alabama.....	5-5
J17	h	L	45-56	Kentucky.....	5-6
J22	h	L	56-63	Tennessee.....	5-7
J26	h	L	60-74	Georgia (ot).....	5-8
J29	h	L	49-56	Tulane	5-9
F2	a	W	56-49	Georgia.....	6-9
F5	h	W	72-71	Tennessee.....	7-9
F7	h	L	63-72	Louisiana State	7-10
F10	h	W	57-49	Florida	8-10
F12	a	L	42-53	Duke	8-11
F16	h	W	60-58	Georgia.....	9-11
F19	a	L	32-78	Kentucky.....	9-12
F23	h	W	66-57	Auburn.....	10-12
F26	a	W	66-56	Florida.....	11-12

ALL-TIME SCORES

M3 n2 L 53-55 Louisiana State 11-13
n1-Madison Square Garden, New York, N.Y.; n2-SEC Tournament (Louisville, Ky.)

1949-50 (14-13, SEC 7-9)

Home: 9-1, Away: 3-11, Neutral: 2-1

Date	Site	Result	Opponent.....	TR	OR	Rec
D3	h	W 84-39	Chattanooga			1-0
D10	h	W 87-56	Furman			2-0
D14	h	W 78-59	Davidson			3-0
D19	a	L 60-84	Bradley			3-1
D20	a	L 45-59	St. Louis			3-2
D22	a	W 68-60	Michigan State			4-2
D29	n1	W 64-57	Wake Forest			5-2
D30	a1	L 34-57	NC State			5-3
D31	n1	W 63-48	West Virginia			6-3
J2	a	W 73-43	Chattanooga			7-3
J6	a	L 52-63	Louisiana State			7-4
J7	a	L 62-64	Tulane			7-5
J10	h	W 65-49	Auburn			8-5
J14	a	L 39-73	Alabama			8-6
J16	h	L 47-61	Kentucky	2/na		8-7
J21	h	W 68-57	Tennessee			9-7
J25	a	L 55-67	Georgia			9-8
J28	h	W 59-55	Tulane			10-8
F1	h	W 56-51	Georgia			11-8
F4	a	L 56-69	Tennessee			11-9
F6	h	W 85-58	Louisiana State			12-9
F10	h	W 69-38	Florida			13-9
F15	a	L 72-73	Georgia (ot)			13-10
F18	a	L 62-97	Kentucky	5/na		13-11
F22	a	W 61-53	Auburn			14-11
F25	a	L 41-59	Florida			14-12
M2	n2	L 56-63	Tennessee			14-13

n1, a1-Dixie Classic (Reynolds Coliseum, Raleigh, N.C.); n2-SEC Tournament (Louisville, Ky.)

1950-51 (8-19, SEC 7-12)

Home: 4-6, Away: 3-12, Neutral: 1-1

Date	Site	Result	Opponent.....	TR	OR	Rec
D9	h	W 87-50	Furman			1-0
D16	a	L 55-85	Bradley	na/2		1-1
D18	a	L 57-79	Louisville			1-2
D28	a	L 47-61	San Francisco			1-3
D29	a	L 57-82	California			1-4
D30	a	L 45-78	California			1-5
J2	a	L 51-58	Rice			1-6
J5	a	L 49-68	Louisiana State			1-7
J6	a	L 45-49	Tulane			1-8
J9	h	W 56-50	Georgia			2-8
J13	h	L 54-56	Florida			2-9
J20	a	L 66-77	Georgia			2-10
J22	h	L 61-82	Kentucky	2/2		2-11
J26	a	W 55-46	Mississippi State			3-11
J27	a	W 73-59	Mississippi			4-11
J31	h	W 64-44	Auburn			5-11
F3	a	W 71-57	Tennessee			6-11
F7	h	L 53-54	Georgia			6-12
F9	a	L 42-75	Kentucky	1/1		6-13
F10	a	L 47-65	Vanderbilt			6-14
F14	a	L 63-75	Auburn			6-15
F17	h	L 49-59	Alabama			6-16
F19	h	L 67-69	Vanderbilt			6-17
F21	h	W 74-64	Tennessee			7-17
F24	h	L 77-83	Pennsylvania (ot)			7-18
M2	n1	W 63-61	Tulane (ot)			8-18
M2	n1	L 56-82	Kentucky	1/1		8-19

n1-SEC Tournament (Louisville, Ky.)

JOHN “WHACK” HYDER

Georgia Tech '37

Record: 292-271 (.519)

1952-1973 (22 seasons)



1951-52 (7-15, SEC 5-13)

Home: 3-7, Away: 2-6, Neutral: 2-2

Date	Site	Result	Opponent.....	TR	OR	Rec
D8	13	L 58-90	U.S. Marines		exh	
D15	a	W 66-64	South Carolina			1-0
D28	n1	L 63-78	South Carolina			1-1
D29	n1	W 79-62	Auburn			2-1
D29	n1	W 78-60	Davidson			3-1
J5	h	L 58-73	Tulane			3-2
J9	h	W 56-54	Auburn			3-3
J12	a	L 60-66	Alabama			4-3
J14	h	L 64-94	Mississippi			4-4
J21	h	L 51-96	Kentucky	3/3		4-5
J26	a	L 56-69	Tennessee			4-6
J28	h	L 58-67	South Carolina			4-7
J30	h	W 66-64	Mississippi State			5-7
F2	a	L 67-92	Vanderbilt			5-8
F4	h	L 51-73	Louisiana State			5-9

F6	a	L 64-72	Georgia			5-10
F9	a	L 42-93	Kentucky	1/1		5-11
F13	a	W 58-50	Auburn			6-11
F16	a	L 73-80	Florida			6-12
F18	h	L 58-83	Vanderbilt			6-13
F20	h	L 81-83	Tennessee			6-14
F23	h	W 79-73	Georgia			7-14
F28	n2	L 59-80	Kentucky	1/1		7-15

n1-Carolina Invitational (Charlotte Coliseum, Charlotte, N.C.); n2-SEC Tournament (Louisville, Ky.)

1952-53 (5-17, SEC 4-9)

Home: 4-4, Away: 0-12, Neutral: 1-1

Date	Site	Result	Opponent.....	TR	OR	Rec
D10	a	L 61-71	Auburn			0-1
D12	h	L 61-66	South Carolina			0-2
D19	a1	L 57-60	Alabama			0-3
D29	n1	L 60-68	Florida			0-4
D30	n1	W 71-54	Georgia			1-4
J2	a	L 58-64	Tampa			1-5
J3	a	L 60-82	Miami			1-6
J6	a	L 57-70	Georgia			1-7
J10	a	L 60-72	Vanderbilt			1-8
J12	h	W 69-67	Alabama			2-8
J14	h	W 79-61	Auburn			3-8
J17	a	L 67-89	Tennessee			3-9
J24	h	L 66-70	South Carolina (ot)			3-10
J26	h	W 85-79	Vanderbilt			4-10
J31	a	L 93-111	Furman			4-11
F4	h	W 78-73	Georgia			5-11
F7	a	L 63-78	Mississippi			5-12
F9	a	L 62-66	Mississippi State			5-13
F14	h	L 65-76	Florida			5-14
F16	h	L 79-82	Tennessee			5-15
F21	a	L 52-76	Louisiana State	6/8		5-16
F23	a	L 55-70	Tulane			5-17

a1-Birmingham, Ala.; n1-Gator Bowl Tournament (Jacksonville, Fla.)

1953-54 (2-22, SEC 0-14)

Home: 2-7, Away: 0-11, Neutral: 0-4

Date	Site	Result	Opponent.....	TR	OR	Rec
D5	a	L 45-50	South Carolina			0-1
D12	a1	L 56-83	Auburn			0-2
D28	n1	L 64-66	Georgia			0-3
D29	n1	L 80-101	Ga. Teachers College			0-4
D30	n1	L 59-63	Florida			0-5
J9	a	L 53-105	Kentucky	1/1		0-6
J11	h	L 55-63	Vanderbilt			0-7
J14	h	L 74-75	Mississippi State			0-8
J16	h	L 71-80	Mississippi			0-9
J20	a	L 56-80	Auburn			0-10
J23	a	L 65-84	Vanderbilt	19/NR		0-11
J25	a	L 66-77	Murray State			0-12
J30	h	L 61-68	Tennessee			0-13
F2	n2	L 48-99	Kentucky	1/1		0-14
F6	a	L 61-82	Alabama			0-15
F8	h	L 53-59	Auburn			0-16
F11	a	L 67-114	Furman			0-17
F13	h	L 54-89	Louisiana State	17/12		0-18
F15	h	L 57-59	Tulane			0-19
F17	a	L 61-69	Georgia			0-20
F18	h	W 58-53	South Carolina			1-20
F22	a	L 57-69	Tennessee			1-21
F27	h	W 80-63	Georgia			2-21
M1	a	L 59-67	Florida			2-22

a1-Montgomery, Ala.; n1-Gator Bowl Tournament (Jacksonville, Fla.); n2-Louisville, Ky.

1954-55 (12-13, SEC 7-7)

Home: 6-5, Away: 5-6, Neutral: 1-2

Date	Site	Result	Opponent.....	TR	OR	Rec
D18	h	W 74-57	Sewanee			1-0
D20	h	L 67-69	South Carolina			1-1
D28	n1	W 72-69	Idaho State (ot)			2-1
D30	n1	L 56-70	Canisius			2-2
J1	n1	L 62-68	Georgetown			2-3
J6	h	L 66-67	Sewanee			2-4
J8	a	W 59-58	Kentucky	1/1		3-4
J10	h	L 69-71	Vanderbilt			3-5
J13	a	L 95-111	Furman			3-6
J15	a	L 66-81	Mississippi			3-7
J17	a	W 90-71	Mississippi State			4-7
J22	a	L 63-83	Vanderbilt			4-8
J24	a	L 66-70	Georgia			4-9
J26	a	W 73-70	Auburn			5-9
J29	a	L 58-79	Tennessee			5-10
J31	h	W 65-59	Kentucky	1/1		6-10
F5	h	L 72-76	Alabama	13/nr		6-11
F7	h	W 75-67	Auburn			7-11
F12	a	W 79-72	Louisiana State (ot)			8-11
F14	a	L 48-64	Tulane			8-12
F17	h	W 75-54	Georgia			9-12
F19	a	W 87-84	South Carolina (ot)			10-12
F21	h	W 83-77	Tennessee	18/nr		11-12
F26	h	L 66-67	Georgia (2ot)			11-13
F28	h	W 88-68	Florida			12-13

n1-Queen City Tournament (Buffalo, N.Y.)

1955-56 (12-11, SEC 6-8)

Home: 6-2, Away: 4-7, Neutral: 2-2

Date	Site	Result	Opponent.....	TR	OR	Rec
D9	n1	L 76-88	North Carolina			0-1
D10	a	L 66-87	Duke			0-2
D17	h	W 75-62	Georgia			1-2
D29	n2	W 65-56	Westminster			2-2
D31	n2	W 86-82	Canisius			3-2
J2	n2	L 67-92	Xavier, Ohio			3-3
J7	a	L 51-104	Kentucky	6/6		3-4
J9	h	L 59-72	Vanderbilt	4/nr		3-5
J14	h	W 87-59	Mississippi State			4-5
J16	h	W 79-58	Mississippi			5-5
J18	a	W 85-75	Furman			6-5
J21	a	L 64-67	Vanderbilt	5/6		6-6
J28	h	W 73-72	Tennessee			7-6
J30	h	L 62-84	Kentucky	3/4		7-7
F4	a	L 60-93	Alabama	12/17		7-8
F7	a	L 74-77	Auburn (ot)			7-9
F11	h	W 79-77	Tulane			8-9
F13	h	W 97-74	Louisiana State			9-9
F16	a	W 72-68	Georgia (ot)			10-9
F18	a	W 79-74	South Carolina			11-9
F20	a	L 74-76	Tennessee			11-10
F25	a	W 81-72	Georgia			12-10
F27	a	L 48-66	Florida			12-11

n1-Charlotte Coliseum, Charlotte, N.C.; n2-Queen City Tournament (Buffalo, N.Y.)

GEORGIA TECH BEGINS PLAYING HOME GAMES AT ALEXANDER MEMORIAL COLISEUM

1956-57 (18-8, SEC 9-5)

Home: 10-4, Away: 6-3, Neutral: 2-1

Date	Site	Result	Opponent.....	TR	OR	Rec
N30	h	L 61-71	Duke.....			0-1
D4	h	W 67-64	Murray State.....			1-1
D6	h	W 93-74	Furman.....			2-1
D15	h	W 76-69	Texas A&M.....			3-1
D18	h	W 80-58	Georgia.....			4-1
D20	h	L 83-90	South Carolina.....			4-2
D27	n1	L 78-102	Marquette#.....			4-3
D28	n1	W 75-72	Idaho State#.....	20/nr		5-3
D29	n1	W 79-66	Texas Tech#.....			6-3
J3	h	W 95-54	Howard College.....			7-3
J5	a	L 72-95	Kentucky.....	3/3		7-4
J7	h	L 73-81	Vanderbilt.....	9/11		7-5
J12	a	W 80-77	Mississippi State.....			8-5
J14	a	W 82-78	Mississippi.....			9-5
J19	a	L 74-93	Vanderbilt.....	10/10		9-6
J22	a	W 81-74	Auburn.....			10-6
J26	a	W 84-77	Tennessee.....			11-6
J28	h	L 65-76	Kentucky.....	5/3		11-7
F2	h	W 92-67	Alabama.....			12-7
F4	h	W 76-67	Auburn (ot).....			13-7
F9	a	L 67-73	Tulane.....			13-8
F11	a	W 87-60	Louisiana State.....			14-8
F14	a	W 67-65	Georgia.....			15-8
F19	h	W 87-85	Tennessee.....			16-8
F23	h	W 74-60	Georgia.....			17-8
F25	h	W 64-57	Florida.....			18-8

ALL-TIME SCORES

1958-59 (17-9, SEC 9-5)

Home: 10-4, Away: 7-5, Neutral: 0-0

Date	Site	Result	Opponent.....	TR.....	OR.....	Rec
D1	h	L	64-72 Georgia Teachers College.....			0-1
D4	h	W	65-56 Baylor.....			1-1
D6	a	L	57-71 Louisville.....			1-2
D11	h	W	73-66 Georgia.....			2-2
D13	a	W	82-77 Furman.....			3-2
D20	h	W	92-62 South Carolina.....			4-2
D22	h	W	110-78 Wyoming.....			5-2
D27	a	L	79-90 St. Louis.....	16/nr		5-3
D30	a	W	89-76 Alabama.....			6-3
J3	a	L	62-72 Kentucky.....	1/1		6-4
J7	a	W	66-62 Georgia.....			7-4
J10	a	L	67-75 Mississippi State.....	12/15		7-5
J12	a	W	89-70 Mississippi.....			8-5
J17	h	W	80-61 Vanderbilt.....	nr/19		9-5
J21	a	L	55-66 Auburn.....	5/6		9-6
J24	h	L	71-84 Tennessee.....			9-7
J26	h	L	70-94 Kentucky.....	1/1		9-8
J31	h	W	66-53 Alabama.....			10-8
F3	h	L	40-51 Auburn.....	4/7		10-9
F7	a	W	77-67 Tulane.....			11-9
F9	a	W	64-63 Louisiana State.....			12-9
F14	h	W	71-65 Oklahoma City (3ot).....	14/19		13-9
F17	h	W	59-49 Tennessee.....			14-9
F21	h	W	82-62 Georgia.....			15-9
F23	h	W	76-72 Florida.....			16-9
F28	a	W	71-67 Vanderbilt.....			17-9

1959-60 (22-6, SEC 11-3)

Home: 13-1, Away: 8-4, Neutral: 1-1

NCAA Sweet 16 • SEC Runner-up

Date	Site	Result	Opponent.....	TR.....	OR.....	Rec
D1	a	W	59-49 Duke.....			1-0
D3	h	W	91-63 Furman.....			2-0
D5	h	W	68-56 Louisville.....			3-0
D8	h	W	69-53 Alabama.....	na/15		4-0
D10	a	W	70-64 South Carolina.....	na/15		5-0
D19	h	W	80-53 NC State.....	na/12	na/16	6-0
D21	a	L	71-80 Southern Methodist.....	na/12		6-1
D22	a	W	63-60 Texas Tech.....	8/8		7-1
D31	a	W	83-65 Georgia.....	10/17		8-1
J2	a	W	62-54 Kentucky.....	10/17	13/14	9-1
J9	h	W	82-60 Mississippi State.....	6/8		10-1
J11	h	W	91-66 Mississippi.....	6/8		11-1
J13	h	W	80-64 Georgia.....	6/6		12-1
J16	h	W	74-66 Vanderbilt (ot).....	6/6		13-1
J19	h	L	59-66 Auburn.....	6/6		13-2
J23	h	W	74-69 Tennessee.....	6/6		14-2
J25	h	W	65-44 Kentucky.....	6/6	16/15	15-2
J30	a	W	60-48 Alabama.....	6/6		16-2
F2	a	L	45-48 Auburn.....	6/6		16-3
F6	h	W	74-55 Tulane.....	6/6		17-3
F8	h	W	76-56 Louisiana State.....	6/6		18-3
F13	h	W	66-53 Georgia Southern.....	6/8		19-3
F16	a	L	56-57 Tennessee.....	6/8		19-4
F20	a	W	69-68 Georgia.....	6/8		20-4
F22	a	W	69-55 Florida (ot).....	6/8		21-4
F27	a	L	57-62 Vanderbilt.....	6/8		21-5
M11	n1	W	57-54 Ohio University.....	13/8		22-5
M12	n1	L	69-86 Ohio State.....	13/8	3/3	22-6

n1-NCAA Mid-east Regional (Freedom Hall, Louisville, Ky.)

1960-61 (13-13, SEC 6-8)

Home: 9-3, Away: 3-8, Neutral: 1-2

Date	Site	Result	Opponent.....	TR.....	OR.....	Rec
D1	h	W	74-56 Georgia.....			1-0
D3	h	W	80-54 Furman.....			2-0
D9	h	W	67-64 Southern Methodist.....	na/12		3-0
D12	a1	L	65-74 Louisville.....	na/12		3-1
D13	n1	L	62-67 Utah State.....	15/12		3-2
D17	a	L	76-82 NC State.....	15/12	10/nr	3-3
D19	h	L	48-61 Duke.....	15/12	7/12	3-4
D29	n2	W	54-51 Georgia.....			4-4
D30	n2	L	60-63 Navy.....			4-5
J3	h	W	85-65 South Carolina.....			5-5
J7	a	L	79-89 Kentucky.....			5-6
J11	a	W	89-80 Georgia (ot).....			6-6
J14	a	L	67-69 Mississippi.....			6-7
J16	a	L	61-62 Mississippi State (ot).....			6-8
J21	h	L	56-69 Vanderbilt.....			6-9
J24	a	W	48-43 Auburn (ot).....			7-9
J28	a	L	60-65 Tennessee.....			7-10
J30	h	W	62-60 Kentucky.....			8-10
F4	h	W	57-49 Alabama.....			9-10
F7	h	L	36-38 Auburn.....			9-11
F11	a	L	50-63 Louisiana State.....			9-12
F13	a	W	81-79 Tulane.....			10-12
F21	h	W	60-59 Tennessee.....			11-12
F25	h	W	83-71 Georgia.....			12-12
F27	h	W	52-50 Florida.....			13-12
M4	a	L	59-79 Vanderbilt.....	nr/18		13-13

n1 & a1-Bluegrass Invitational (Freedom Hall, Louisville, Ky.); n2-Gator Bowl Tournament (Jacksonville, Fla.)

1961-62 (10-16, SEC 4-10)

Home: 8-7, Away: 2-8, Neutral: 0-1

Date	Site	Result	Opponent.....	TR.....	OR.....	Rec
D1	a	L	55-67 Southern Methodist.....			0-1
D2	a	L	80-84 Rice.....			0-2
D6	h	W	72-56 William & Mary.....			1-2
D9	h	L	67-70 Georgia.....			1-3
D20	h	W	57-44 Baylor.....			2-3
D21	h	W	58-57 Missouri.....			3-3
D29	a1	W	72-65 Furman.....			4-3
D30	n1	L	42-72 Arkansas.....			4-4
J2	h	L	62-64 Navy (ot).....			4-5
J6	a	L	70-89 Kentucky.....	3/5		4-6
J11	h	W	68-62 Georgia.....			5-6
J13	h	L	55-60 Mississippi.....			5-7
J15	h	L	56-57 Mississippi State.....	7/11		5-8
J20	h	W	71-66 Vanderbilt.....			6-8
J23	h	L	40-52 Auburn.....			6-9
J27	a	W	66-65 Tennessee (ot).....			7-9
J29	h	L	62-71 Kentucky.....	2/3		7-10
F3	a	L	70-76 Alabama.....			7-11
F5	a	L	39-48 Auburn.....			7-12
F10	h	L	51-52 Louisiana State.....			7-13
F12	h	W	77-74 Tulane (ot).....			8-13
F17	h	W	59-50 Louisville.....			9-13
F20	h	W	67-50 Tennessee.....			10-13
F24	a	L	61-68 Georgia.....			10-14
F26	a	L	75-82 Florida (ot).....			10-15
M3	a	L	74-88 Vanderbilt.....			10-16

n1 & a1-Poinsettia Tournament (Greenville, S.C.)

1962-63 (21-5, SEC 10-4)

Home: 13-1, Away: 6-4, Neutral: 2-0

SEC Runner-up

Date	Site	Result	Opponent.....	TR.....	OR.....	Rec
N30	h	W	81-63 Rice.....			1-0
D3	a	W	80-79 Furman (ot).....			2-0
D6	h	W	73-56 Southern Methodist.....			3-0
D17	a	W	58-55 Alabama.....			4-0
D19	h	W	84-71 NC State.....			5-0
D27	n1	W	73-72 Virginia Tech (ot).....	nr/18	nr/14	6-0
D28	n1	W	63-61 Florida.....	nr/18		7-0
J2	h	W	61-48 Air Force.....	nr/13		8-0
J5	a	W	86-85 Kentucky (2ot).....	nr/13	6/7	9-0
J9	a	W	72-70 Georgia.....	7/7		10-0
J12	a	W	73-71 Mississippi (ot).....	7/7	nr/8	11-0
J14	a	L	69-81 Mississippi State.....	7/6	nr/8	11-1
J19	h	W	70-55 Florida State.....	7/6		12-1
J22	h	W	69-64 Auburn.....	7/6	nr/16	13-1
J26	h	W	73-69 Tennessee.....	7/6		14-1
J28	h	W	66-62 Kentucky.....	6/6		15-1
F2	h	W	74-58 Alabama.....	6/6		16-1
F4	h	W	50-49 William & Mary.....	6/6		17-1
F8	a	L	69-77 Tulane (ot).....	6/6		17-2
F9	a	L	54-56 Louisiana State.....	6/6		17-3
F13	h	W	69-62 Vanderbilt.....	10/9		18-3
F16	h	L	73-78 Louisville.....	10/9		18-4
F19	a	W	72-60 Tennessee.....	nr/10		19-4
F23	h	W	66-58 Georgia (ot).....	nr/10		20-4
F25	h	W	89-69 Florida.....	nr/10		21-4
M2	a	L	74-75 Vanderbilt.....	10/12		21-5

n1-Gator Bowl Tournament (Jacksonville, Fla.)

1963-64 (17-9, SEC 9-5)

Home: 14-0, Away: 3-8, Neutral: 0-1

SEC Runner-up

Date	Site	Result	Opponent.....	TR.....	OR.....	Rec
D2	h	W	73-65 Georgia.....			1-0
D4	h	W	92-69 Furman.....			2-0
D16	a	L	79-84 Rice (ot).....			2-1
D17	a	L	75-97 Southern Methodist.....			2-2
D21	h	W	96-71 Georgetown.....			3-2
D27	n1	W	84-83 Marquette.....			4-2
D28	n1	L	84-104 Wisconsin.....			4-3
D31	h	W	88-73 Navy.....			5-3
J4	h	W	76-67 Kentucky.....	1/1		6-3
J8	h	W	87-73 South Carolina.....			7-3
J11	h	W	69-54 Mississippi.....			8-3
J13	h	W	59-45 Mississippi State.....			9-3
J18	a	L	59-68 Louisville.....			9-4
J21	h	W	71-55 Georgia.....			10-4
J25	a	L	62-79 Kentucky.....	5/4		10-5
J27	a	L	63-83 Tennessee.....			10-6
F1	a	W	93-81 Alabama.....			11-6
F3	a	W	62-57 Auburn.....			12-6
F7	h	W	51-49 Louisiana State.....			13-6
F8	h	W	92-68 Tulane.....			14-6
F12	h	W	75-71 Vanderbilt (ot).....	7/7		15-6
F15	h	W	77-73 Florida State (ot).....			16-6
F18	h	W	47-45 Tennessee.....	nr/17		17-6
F22	a	L	68-81 Georgia.....			17-7
F24	a	L	73-92 Florida.....			17-8
F29	a	L	89-103 Vanderbilt.....	nr/13		17-9

n1-Milwaukee Classic, Milwaukee, Wis.

GEORGIA TECH LEAVES SOUTHEASTERN CONFERENCE

1964-65 (14-11)

Home: 10-3, Away: 4-6, Neutral: 0-2

Date	Site	Result	Opponent.....	TR.....	OR.....	Rec
D1	h	L	52-60 Auburn.....			0-1
D3	h	W	83-75 Southern Methodist.....			1-1
D5	h	W	71-56 Rice.....			2-1
D7	h	L	52-66 Tennessee.....			2-2
D9	a	W	83-65 Mississippi State.....			3-2
D19	a	L	66-79 Georgia.....			3-3
D21	h	W	91-73 William & Mary.....			4-3
D29	n1	L	71-77 Louisville.....			4-4
D30	n1	L	90-95 Texas Tech.....			4-5
J2	a	L	68-73 Ohio State.....			4-6
J6	h	W	84-71 Sewanee.....			5-6
J9	a	W	96-85 Furman.....			6-6
J12	h	L	78-97 Wake Forest.....			6-7
J16	a	W	66-63 Louisville.....			7-7
J18	h	W	82-71 VMI.....			8-7
J20	a	L	65-72 Florida State.....			8-8
J23	a	L	48-55 Tennessee.....	nr/13		8-9
J25	h	W	75-73 Mississippi State.....			9-9
J29	h	W	93-83 Arkansas.....			10-9
F3	h	W	93-78 Clemson.....			11-9
F5	h	L	69-82 Phillips Oilers.....			exh
F9	h	W	73-62 Georgia.....			12-9
F13	a	L	68-97 NC State.....	nr/18		12-10
F15	h	W	77-76 Florida State.....			13-10
F20	a	L	66-91 Georgia.....			13-11
F26	a	W	59-54 Auburn.....			14-11

n1-Sugar Bowl Tournament, New Orleans, La.

1965-66 (13-13)

Home: 10-4, Away: 2-8, Neutral: 1-1

Date	Site	Result	Opponent.....	TR.....	OR.....	Rec.....
D1	h	W	112-87 Texas Christian.....			1-0
D4	a	L	73-83 Southern Methodist.....			1-1
D6	a	W	96-87 Rice.....			2-1
D9	h	L	65-76 Georgia.....			2-2
D18	h	L	74-79 Auburn.....			2-3
D20	h	L	69-93 NC State.....	nr/19		2-4
D22	h	W	92-73 William & Mary.....			3-4
D27	n1	L	48-54 Louisville.....			3-5
D28	n1	W	83-40 Boston University.....			4-5
J4	h	W	89-77 Pittsburgh.....			5-5
J6	h	W	87-72 Clemson.....			6-5
J8	a	L	80-96 Wake Forest.....			6-6
J15	h	W	86-73 VMI.....			7-6
J19	h	W	89-56 Georgia.....			8-6
J22	a	L	48-83 Tennessee.....	nr/20		8-7
J28	h	W	88-75 Arkansas.....			9-7
J31	a	L	66-71 Florida State.....			9-8
F5	a	W	75-61 Notre Dame.....			10-8
F8	h	W	110-68 Furman.....			11-8
F12	a	L	93-102 NC State.....			11-9
F14	h	W	95-88 Florida State.....			12-9
F17	h	W	99-85 Tulane.....			13-9
F19	a	L	73-90 Auburn.....			13-10
F22	a	L	90-106 Clemson.....			13-11
F26	a	L	61-67 Georgia.....			13-12
F28	h	L	47-58 Tennessee.....			13-13

ALL-TIME SCORES

1967-68 (12-13)
Home: 9-4, Away: 3-6, Neutral: 0-3

Table with 7 columns: Date, Site, Result, Opponent, TR, OR, Rec. Rows include games against Rice, Southern Methodist, Georgia, Auburn, Texas Christian, Illinois, Loyola-Chicago, Yale, Tulane, Jacksonville, Furman, Florida State, Ohio State, North Carolina, VMI, Clemson, West Virginia, Wofford, Jacksonville, Georgia, Army, Tennessee (2ot), Florida State, Clemson, and Tulane.

n1-Chicago Classic (Chicago, Ill.); n2-Charlotte (N.C.) Coliseum

1968-69 (12-13)
Home: 8-4, Away: 3-8, Neutral: 1-1

Table with 7 columns: Date, Site, Result, Opponent, TR, OR, Rec. Rows include games against Clemson, Southern Methodist, Georgia, Tennessee, UTEP, Oklahoma City, Tampa, Jacksonville, Clemson, North Carolina, Mercer, Ohio State, Rice, Hawaii, Furman, Notre Dame, VMI, Jacksonville, Air Force, Georgia, Tulane, Florida State, Florida State, Auburn, and Tulane.

n1-Sun Bowl Tournament (El Paso, Texas); n2 - Salem, Va.

1969-70 (17-10)
Home: 10-2, Away: 4-6, Neutral: 3-2

Table with 7 columns: Date, Site, Result, Opponent, TR, OR, Rec. Rows include games against Virginia, Georgia, Oklahoma City, Rice, Southern Methodist, Samford, UCLA, Indiana, Southern Illinois, Clemson, Tulane, Furman, Auburn, Clemson, Florida State, Ohio State, Air Force, Georgia, Pittsburgh, NC State, North Carolina, Georgia State, Florida State, Tulane, Jacksonville, Duquesne, and St. John's.

n1, a1-Bruin Classic (Pauley Pavilion, Los Angeles, Calif.); n2-North-South Doubleheader (Charlotte Coliseum, Charlotte, N.C.); n3-National Invitation Tournament (Madison Square Garden, New York, N.Y.)

1970-71 (23-9)
Home: 11-2, Away: 7-4, Neutral: 5-3

Table with 7 columns: Date, Site, Result, Opponent, TR, OR, Rec. Rows include NIT Runner-up games against Southern Methodist, Georgia, Oklahoma City, Auburn, UNC Charlotte, Florida, St. Bonaventure, Rice, Maine, Clemson, Tulane, Kansas, Auburn, Virginia, Clemson, Florida State, Southern Illinois, Georgia, Air Force, Florida State, North Carolina, NC State, Hawaii, Hawaii, Tampa, Furman, Tulane, Pittsburgh, LaSalle, Michigan, St. Bonaventure (2ot), and North Carolina.

a1-Birmingham, Ala.; n1-Gator Bowl Tournament (Jacksonville, Fla.); n2-North-South Doubleheader (Charlotte Coliseum, Charlotte, N.C.); n3-National Invitation Tournament (Madison Square Garden, New York, N.Y.)

1971-72 (6-20)
Home: 6-5, Away: 0-11, Neutral: 0-4

Table with 7 columns: Date, Site, Result, Opponent, TR, OR, Rec. Rows include games against Ohio State, Auburn, SMU, William & Mary, Furman, Davidson, Rutgers, Clemson, Alabama, Rice, Notre Dame, Tulane, Florida State, Alabama, Clemson, Georgia, Air Force, Kansas, NC State, North Carolina, Auburn, Florida State, North Carolina, Randolph-Macon, Tulane, Athletes In Action, and Georgia.

n1-Charlotte Invitational (Charlotte Coliseum, Charlotte, N.C.); n2-North-South Doubleheader (Charlotte Coliseum, Charlotte, N.C.)

1972-73 (7-18)
Home: 6-7, Away: 1-8, Neutral: 0-3

Table with 7 columns: Date, Site, Result, Opponent, TR, OR, Rec. Rows include games against Auburn, Clemson, Alabama, Florida, Tulane, William & Mary, Maryland, Bowling Green, Hawaii (ot), Rice, Ohio State, Alabama, Duke, Georgia, Clemson, Florida (ot), North Carolina, NC State, Stetson, and UNC Charlotte.

Table with 3 columns: Opponent, Score, Result. Rows include Auburn, Oklahoma City, Tulane, Georgia, and Georgia State.

n1, a1-Maryland Invitational (Cole Field House, College Park, Md.); n2-North-South Doubleheader (Charlotte Coliseum, Charlotte, N.C.)

DWANE MORRISON

South Carolina '54
Record: 91-122 (.427)
1974-1981 (8 seasons)



1973-74 (5-21)
Home: 4-10, Away: 1-7, Neutral: 0-4

Table with 7 columns: Date, Site, Result, Opponent, TR, OR, Rec. Rows include games against Alabama, Auburn, Clemson, Mississippi State, Baylor, Yale, Florida, Wisconsin-LaCrosse, Ohio State, St. Bernard, Newberry, Georgia, Tulane, Alabama, Mercer, Southern Mississippi, Georgia State, NC State, North Carolina, South Carolina, Duke, Tulane, Oklahoma City, Auburn, Clemson, and Georgia.

n1-Old Dominion Invitational (The Scope, Norfolk, Va.); n2-North-South Doubleheader (Charlotte Coliseum, Charlotte, N.C.)

1974-75 (11-15)
Home: 8-5, Away: 2-8, Neutral: 1-2

Table with 7 columns: Date, Site, Result, Opponent, TR, OR, Rec. Rows include games against Georgia, Alabama, Georgia State, Southern Mississippi, Mississippi State, Ohio State, Maryland, St. Bonaventure (ot), Florida, Mercer, Boston University, Auburn, Wofford, Alabama, Presbyterian (ot), Pan American, Mercer, Samford (ot), NC State, North Carolina, College of Charleston, Clemson, Duke, Tulane, South Carolina, and Georgia.

n1, a1-Maryland Invitational (Cole Field House, College Park, Md.); n2-North-South Doubleheader (Charlotte Coliseum, Charlotte, N.C.)

GEORGIA TECH ENTERS METRO CONFERENCE

1975-76 (13-14, Metro 0-1)
Home: 9-4, Away: 0-6, Neutral: 4-4

Table with 7 columns: Date, Site, Result, Opponent, TR, OR, Rec. Rows include games against Georgia, VMI, Maryland, Davidson, Kentucky, Arizona State, Furman, and Rutgers.

ALL-TIME SCORES

J3	n3	W 72-68	Davidson.....	4-5
J6	a	L 63-69	Georgia.....	4-6
J9	h	L 71-91	Duke.....	4-7
J13	h	W 79-54	East Tennessee State.....	5-7
J17	a	L 58-59	Tulane.....	5-8
J21	h	L 62-69	Georgia State.....	5-9
J24	h	W 71-61	Newberry.....	6-9
J26	h	L 44-55	Marquette.....	3/2.....6-10
J29	h	W 87-61	Presbyterian.....	7-10
F2	h	W 66-56	VMI.....	8-10
F6	n4	L 74-79	North Carolina.....	4/3.....8-11
F7	n4	W 78-67	NC State.....	10/10.....9-11
F11	a	L 51-72	Auburn.....	9-12
F19	h	W 65-60	Southern Mississippi.....	10-12
F21	h	W 58-56	The Citadel.....	11-12
F23	h	L 55-63	South Carolina.....	11-13
F28	h	W 91-52	College of Charleston.....	12-13
M4	n5	W 74-68	Tulane.....	13-13
M5	n5	L 60-71	Cincinnati.....	13/18.....13-14

n1, a1-Kentucky Invitational (Memorial Coliseum, Lexington, Ky.); n2, a2-Poinsettia Tournament (Greenville, S.C.); n3-Charlotte Coliseum, Charlotte, N.C.; n4-North-South Doubleheader (Charlotte Coliseum, Charlotte, N.C.); n5-Metro Tournament (Freedom Hall, Louisville, Ky.)

1976-77 (18-10, Metro 3-3)

Home: 12-1, Away: 3-5, Neutral: 3-4

Date	Site	Result	Opponent.....	TR.....	OR.....	Rec
N26	a	W 64-43	Georgia.....			1-0
D10	n1	L 72-88	Idaho State.....			1-1
D11	n1	W 80-79	Columbia.....			2-1
D13	h	W 74-72	St. Francis, Pa.....			3-1
D15	h	W 59-44	Davidson.....			4-1
D18	h	W 62-54	East Tennessee State.....			5-1
D22	a	L 57-64	Tulane.....			5-2
J3	a	L 45-63	Marquette.....	12/14.....		5-3
J5	h	W 97-76	College of Charleston.....			6-3
J8	a	L 69-98	Clemson.....	16/15.....		6-4
J10	h	W 74-54	Georgia State.....			7-4
J14	h	W 71-59	St. Louis.....			8-4
J17	h	W 89-82	Memphis State.....	18/nr.....		9-4
J22	a	W 63-59	The Citadel.....			10-4
J27	h	L 51-60	Georgia.....			10-5
J29	h	W 89-62	Tulane.....			11-5
J31	h	W 81-37	Wofford.....			12-5
F4	n2	L 74-97	North Carolina.....	13/12.....		12-6
F5	n2	L 71-81	NC State.....			12-7
F9	h	W 82-63	Presbyterian.....			13-7
F12	a	L 73-84	Cincinnati.....	12/11.....		13-8
F15	h	W 90-64	The Citadel.....			14-8
F19	a	W 47-45	South Carolina.....			15-8
F21	h	W 63-57	UNC-Wilmington.....			16-8
F25	a	L 80-91	Louisville.....	10/10.....		16-9
M3	n3	W 72-67	Florida State.....			17-9
M4	n3	W 56-55	Louisville.....	10/9.....		18-9
M5	n3	L 61-74	Cincinnati.....	14/20.....		18-10

n1-Marshall Invitational (Huntington, W.Va.); n2-North-South Doubleheader (Charlotte Coliseum, Charlotte, N.C.); n3-Metro Tournament (Mid-South Coliseum, Memphis, Tenn.)

1977-78 (15-12, Metro 6-6)

Home: 10-3, Away: 2-8, Neutral: 3-1

Date	Site	Result	Opponent.....	TR.....	OR.....	Rec
N25	h	W 75-58	Georgia.....			1-0
N28	h	W 77-67	UNC-Wilmington.....			2-0
N30	h	W 84-69	Troy State.....			3-0
D3	h	W 82-55	Georgia State.....			4-0
D13	h	W 94-54	DePauw.....			5-0
D16	n1	W 64-57	Oregon.....			6-0
D17	a1	L 63-65	Dayton.....			6-1
D21	a	L 78-79	Davidson.....			6-2
D28	n2	W 73-67	St. John's.....			7-2
D29	a2	L 63-65	Maryland.....	14/14.....		7-3
J2	h	W 59-56	Cincinnati.....	11/11.....		8-3
J9	h	W 94-65	Southern Mississippi.....			9-3
J11	a	L 64-68	Georgia.....			9-4
J14	a	L 84-90	Louisville.....	9/8.....		9-5
J16	a	W 75-70	Tulane.....			10-5
J21	a	W 92-79	St. Louis.....			11-5
J24	h	L 62-65	Memphis State.....			11-6
J28	h	W 57-49	St. Louis.....			12-6
F1	h	L 72-77	Auburn.....			12-7
F9	a	L 67-75	Cincinnati.....			12-8
F11	h	W 63-58	Tulane.....			13-8
F14	h	W 69-59	Louisville.....			14-8
F18	a	L 59-61	Memphis State.....			14-9
F21	a	L 72-78	Florida State.....	12/10.....		14-10
F25	h	L 82-85	Florida State.....	12/10.....		14-11
M2	n3	W 39-38	Cincinnati.....	nr/18.....		15-11
M3	n3	L 69-71	Florida State.....	nr/18.....	11/11.....	15-12

n1, a1-Dayton Invitational (Dayton Arena, Dayton, Ohio); n2-Maryland Invitational (Cole Field House, College Park, Md.); n3-Metro Tournament (Riverfront Coliseum, Cincinnati, Ohio)

GEORGIA TECH LEAVES METRO CONFERENCE

1978-79 (17-9)

Home: 13-1, Away: 3-8, Neutral: 1-0

Date	Site	Result	Opponent.....	TR.....	OR.....	Rec
N24	a	L 73-78	Seton Hall.....			0-1
N27	h	W 111-54	Baptist College.....			1-1
D1	h	W 75-51	Georgia.....			2-1
D12	h	W 70-49	Biscayne.....			3-1
D14	h	W 108-63	Tennessee Tech.....			4-1
D16	a	L 76-86	East Tennessee State.....			4-2
D21	a1	L 57-60	Auburn.....			4-3
D29	n1	W 83-81	Brigham Young.....			5-3
D30	a2	L 56-57	Minnesota.....			5-4
J2	a	L 71-77	DePaul.....			5-5
J6	h	W 90-59	Newberry.....			6-5
J11	a	W 72-50	Western Carolina.....			7-5
J13	h	W 78-54	Troy State.....			8-5
J16	a	W 89-84	Memphis State (2ot).....			9-5
J20	h	W 69-53	Morris Harvey.....			10-5
J23	a	L 73-79	Florida State.....			10-6
J27	h	L 64-66	East Carolina (ot).....			10-7
J29	h	W 82-73	Cincinnati.....			11-7
F1	h	W 100-75	Western Carolina.....			12-7
F5	a	L 51-55	Cincinnati.....			12-8
F10	h	W 75-72	Florida State.....			13-8
F13	a	L 55-56	Georgia.....			13-9
F17	a	W 82-68	East Carolina.....			14-9
F19	h	W 61-43	College of Charleston.....			15-9
F22	h	W 79-63	Memphis State.....			16-9
F26	h	W 83-61	Campbell.....			17-9

a1-Birmingham, Ala.; n1, a2-Pillsbury Holiday Classic (Minneapolis, Minn.)

GEORGIA TECH ENTERS

ATLANTIC COAST CONFERENCE

1979-80 (8-18, ACC 1-13/8th)

Home: 7-7, Away: 0-9, Neutral: 1-2

Date	Site	Result	Opponent.....	TR.....	OR.....	Rec
D1	a	L 37-55	Virginia.....	13/13.....		0-1
D12	h	W 68-53	Presbyterian.....			1-1
D15	a	L 59-66	Georgia.....			1-2
D17	h	W 84-64	Wofford.....			2-2
D19	a	L 60-70	Maryland.....			2-3
D21	n1	W 83-59	Alabama.....			3-3
D22	n1	L 62-67	Virginia Tech.....			3-4
D29	h	L 62-73	NC State.....			3-5
J3	h	L 74-83	Maryland.....			3-6
J5	h	L 48-56	Clemson.....			3-7
J7	a	L 42-55	Duke.....	1/1.....		3-8
J9	h	W 70-60	Western Carolina.....			4-8
J12	h	L 49-64	Troy State.....			4-9
J14	a1	L 53-54	North Carolina.....	15/15.....		4-10
J19	a2	L 37-40	Boston College.....			4-11
J21	h	L 49-56	Duke.....	5/5.....		4-12
J26	h	L 59-67	Wake Forest.....			4-13
J31	a	L 52-76	Seton Hall.....	16/17.....		4-14
F2	h	W 70-69	Seton Hall.....			5-14
F6	a	L 49-60	NC State.....			5-15
F9	h	W 62-61	Virginia.....	18/nr.....		6-15
F11	h	L 50-60	North Carolina.....	11/11.....		6-16
F16	a	L 48-49	Wake Forest.....			6-17
F18	h	W 40-38	Georgia.....			7-17
F21	h	W 67-52	West Virginia Tech.....			8-17
F28	n2	L 49-51	Maryland (ot).....	7/7.....		8-18

n1-Roanoke Times & World-News Holiday Classic (Roanoke (Va.) Civic Center;

a1-Greensboro (N.C.) Coliseum; a2-Boston Garden, Boston, Mass.; n2-ACC Tournament (Greensboro [N.C.] Coliseum)

1980-81 (4-23, ACC 0-14/8th)

Home: 4-12, Away: 0-8, Neutral: 0-3

Date	Site	Result	Opponent.....	TR.....	OR.....	Rec
N28	h	L 77-88	Western Carolina.....			0-1
D1	h	W 87-59	Flagler.....			1-1
D2	h	W 45-42	University of the South.....			2-1
D6	h	L 38-55	Georgia.....			2-2
D17	h	W 64-61	Presbyterian.....			3-2
D20	h	L 44-49	Wofford.....			3-3
D23	h	L 55-66	Maryland.....	9/9.....		3-4
D26	n1	L 45-53	Purdue.....			3-5
D27	n1	L 41-64	Jacksonville.....			3-6
D30	a	L 51-65	Georgia.....			3-7
J3	a	L 61-87	Wake Forest.....	8/8.....		3-8
J7	h1	L 54-65	Clemson.....	20/20.....		3-9
J10	a	L 68-93	NC State.....			3-10
J12	h	W 77-70	Newberry.....			4-10
J17	h	L 48-85	Virginia.....	2/2.....		4-11
J21	a	L 48-72	Clemson.....	19/nr.....		4-12
J24	a	L 60-100	North Carolina.....	17/18.....		4-13
J28	h	L 55-70	NC State.....			4-14
J31	a	L 64-72	Maryland.....	14/13.....		4-15
F4	h	L 68-82	Duke.....			4-16
F7	h	L 56-86	Wake Forest.....	8/8.....		4-17
F11	h	L 50-54	Troy State.....			4-18
F14	h	L 51-74	Baptist.....			4-19
F16	a	L 42-83	Virginia.....	1/1.....		4-20
F21	a	L 56-83	Duke.....			4-21


F25 h L 51-76 North Carolina.....11/10.....4-22
M5 n2 L 47-76 Virginia.....4/4.....4-23
h1-The Omni, Atlanta, Ga.; n1-Gator Bowl Tournament (Jacksonville, Fla.); n2-ACC Tournament (Capital Centre, Landover, Md.)

BOBBY CREMINS

South Carolina '70

Record: 354-237 (.599)

1982-2000 (19 seasons)



1981-82 (10-16, ACC 3-11/8th)

Home: 8-5, Away: 2-7, Neutral: 0-4

Date	Site	Result	Opponent.....	TR.....	OR.....	Rec
N30	h	W 82-66	Presbyterian.....			1-0
D2	h	W 92-56	University of the South.....			2-0
D4	a	L 61-62	Georgia.....			2-1
D16	h	W 89-60	West Chester State.....			3-1
D18	n2	L 44-73	UTEP.....			3-2
D19	n2	L 57-59	Oklahoma State.....			3-3
D23	a	W 45-43	Maryland.....			4-3
D28	n1	L 42-53	Georgia.....			4-4
J2	h	L 56-74	Wake Forest.....	nr/20.....		4-5
J6	h	L 57-62	Clemson.....			4-6
J9	h	L 49-55	NC State.....	15/15.....		4-7
J13	h	W 79-71	Flagler.....			5-7
J16	a	L 60-79	Virginia.....	3/2.....		5-8
J20	a	L 49-55	Clemson.....			5-9
J23	h1	L 54-66	North Carolina.....	1/1.....		5-10
J26	a	L 40-49	NC State.....	17/17.....		5-11
J30	h	W 64-63	Maryland.....			6-11
F3	a	L 46-47	Duke.....			6-12
F6	a1	L 38-53	Wake Forest.....	13/16.....		6-13
F10	h	W 79-54	Francis Marion.....			7-13
F13	a	W 55-40	Georgia Southern.....			8-13
F15	h	L 52-56	Virginia.....	1/1.....		8-14
F20	h	W 87-78	Duke.....			9-14
F24	a	L 54-77	North Carolina.....	2/2.....		9-15
F27	h	W 74-73	Georgia State.....			10-15
M4	n3	L 39-55	North Carolina.....	1/1.....		10-16

h1, n1-The Omni, Atlanta, Ga.; n2-Sun Bowl Tournament (El Paso, Texas); a1-Greensboro (N.C.) Coliseum; n3-ACC Tournament (Greensboro (N.C.) Coliseum)

1982-83 (13-15, ACC 4-10/6th)

Home: 12-3, Away: 0-9, Neutral: 1-3

Date	Site	Result	Opponent.....	TR.....	OR.....	Record
N29	h	W 116-72	Wofford.....			1-0
D2	h	W 76-54	St. Francis, N.Y.....			2-0
D4	n1	L 67-82	Georgia.....			2-1
D13	h	W 85-41	University of the South.....			3-1
D15	h	W 90-85	Alabama A&M.....			4-1
D18	a	L 73-101	Oklahoma.....			4-2
J4	n2	L 57-81	Iona.....			4-3
J8	a1	L 53-60	Wake Forest.....			4-4
J11	h	W 71-66	Clemson.....			5-4
J13	h	W 106-78	South Carolina State.....			6-4
J15	a	L 61-81	NC State.....		19/19	6-5
J17	h1	L 52-66	Virginia.....		2/2	6-6
J19	h	W 64-60	Georgia State.....			7-6
J24	a	L 56-58	Clemson.....			7-7
J26	h	W 88-76	Francis Marion.....			8-7
J29	a1	L 65-72	North Carolina.....		3/3	8-8
F2	h	L 64-74	NC State.....			8-9
F5	a	L 68-77	Maryland.....			8-10
F9	h	W 67-66	Duke.....			9-10
F12	h	W 70-69	Wake Forest.....			10-10
F14	a	L 69-92	Virginia.....		3/2	10-11
F16	a	L 53-61	South Carolina.....			10-12
F21	h	W 83-72	Appalachian State.....			11-12
F23	h	W 70-60	Maryland.....			12-12
F26	a	L 81-106	Duke.....			12-13
M2	h1	L 73-85	North Carolina.....		8/10	12-14
M11	n3	W 64-58	Maryland.....			13-14
M12	n3	L 67-96	Virginia.....		2/2	13-15

ALL-TIME SCORES

J9	h	W	90-65	South Carolina State.....	9-1
J11	a	L	69-79	Clemson.....	9-2
J15	h	W	56-47	NC State.....	10-2
J16	h	W	75-57	Augusta.....	11-2
J19	h	W	78-44	Wofford.....	12-2
J23	h	W	72-71	Virginia (3ot).....	13-2
J26	h	W	59-52	Clemson.....	14-2
J28	a	L	61-73	North Carolina.....	1/1.....14-3
J30	h	L	68-69	Duke.....	14-4
F2	a	L	74-78	Wake Forest (ot).....	18/nr...15/15.....14-5
F4	h	W	71-70	Maryland (2ot).....	18/nr.....10/9.....15-5
F7	a	L	59-91	Virginia.....	18/nr.....15-6
F12	a	L	67-68	NC State.....	18/nr.....15-7
F16	h	W	68-50	South Carolina.....	16-7
F20	h	W	70-61	Maryland-Eastern Shore.....	17-7
F23	a	L	74-79	Maryland.....	17-8
F25	a	W	58-56	Duke.....	14/19.....18-8
F29	h1	L	56-69	North Carolina.....	1/1.....18-9
M9	n4	L	63-67	Duke.....	16/nr.....18-10
M10	a1	L	74-77	Virginia Tech.....	18-11

n1, n1-The Omni, Atlanta, Ga.; n2-Casaba Club Classic (A.G. Spanos Center, Stockton, Calif.); n3-Cotton States Classic (The Omni, Atlanta, Ga.); n4-ACC Tournament (Greensboro [N.C.] Coliseum); a1-National Invitation Tournament (Cassell Coliseum, Blacksburg, Va.)

1984-85 (27-8, ACC 9-5/T-1st)

Home: 13-2, Away: 5-4, Neutral: 9-2

ACC Champions • NCAA East Finalist

Date	Site	Result	Opponent.....	TR.....	OR.....	Rec
N17	h	W	104-89	Marathon Oil (ot).....	exh	
N24	h	W	79-66	Baptist.....	18/nr.....	1-0
N27	h	W	74-58	Tennessee-Chattanooga.....	18/nr.....	2-0
N30	h	W	96-78	Tennessee Tech.....	18/nr.....	3-0
D11	n1	L	59-60	Georgia.....	12/14.....	3-1
D15	a	W	66-64	NC State.....	12/14.....9/8.....	4-1
D18	h	W	81-43	North Carolina A&T.....	13/13.....	5-1
D21	h	W	84-53	Augusta.....	13/13.....	6-1
D26	n2	W	72-52	Arkansas.....	10/13.....	7-1
D27	n2	W	65-58	Washington.....	10/13...11/12.....	8-1
D28	n2	W	70-69	Maryland.....	10/13...nr/20.....	9-1
J3	h	W	93-40	Maryland-Eastern Shore.....	8/7.....	10-1
J5	a	L	54-68	Wake Forest.....	8/7.....	10-2
J8	h	L	81-90	Clemson.....	9/10.....	10-3
J14	a	W	86-68	UNC Charlotte.....	9/10.....	11-3
J17	h	W	96-66	Monmouth, N.J.....	17/15.....	12-3
J21	h	W	49-46	Virginia.....	17/15.....	13-3
J23	a	W	64-59	Clemson.....	16/17.....	14-3
J27	a	W	66-62	North Carolina.....	16/17.....8/9.....	15-3
J30	h	L	53-61	NC State.....	8/9.....	15-4
F2	a	W	72-60	Maryland.....	8/9...17/17.....	16-4
F6	h	W	81-71	Duke.....	10/7.....5/5.....	17-4
F10	h	W	94-75	Wake Forest.....	10/7.....	18-4
F16	a	L	55-62	Virginia.....	6/5.....	18-5
F19	h	W	48-43	Maryland.....	8/9...nr/19.....	19-5
F23	a	L	62-67	Duke.....	8/9...6/5.....	19-6
F27	h1	W	67-62	North Carolina.....	10/13...8/11.....	20-6
M2	h	W	64-54	St. Louis.....	10/13.....	21-6
M3	a	L	80-87	Oklahoma.....	10/13.....6/6.....	21-7
M8	n3	W	55-48	Virginia.....	9/11.....	22-7
M9	n3	W	75-64	Duke.....	9/11...7/9.....	23-7
M10	n3	W	57-54	North Carolina.....	9/11...6/7.....	24-7
M15	n4	W	65-58	Mercer.....	6/6.....	25-7
M17	n4	W	70-53	Syracuse.....	6/6...15/15.....	26-7
M21	n5	L	61-53	Illinois.....	6/6...12/10.....	27-7
M23	n5	L	54-60	Georgetown.....	6/6...1/1.....	27-8

h1, n1-The Omni, Atlanta, Ga.; n2-Rainbow Classic (Blaisdell Center, Honolulu HI.); n3-ACC Tournament (The Omni); n4-NCAA East First & Second Rounds (The Omni); n5-NCAA East Regional (Providence, R.I., Civic Center)

1985-86 (27-7, ACC 11-3/2nd)

Home: 10-2, Away: 7-2, Neutral: 10-3

ACC Tournament Finalist

NCAA Southeast Regional Semifinalist

Date	Site	Result	Opponent.....	TR.....	OR.....	Rec
N11	h	W	81-75	Australian National.....	exh	
N25	h	W	119-60	USC-Aiken.....	2/na.....	1-0
N30	n2	L	44-49	Michigan.....	2/na...3/na.....	1-1
D2	a	W	62-55	St. Louis.....	2/na.....	2-1
D4	a	W	94-74	Tennessee-Chattanooga.....	5/4.....	3-1
D7	n1	W	89-65	Georgia.....	5/4.....	4-1
D17	h	W	96-86	Old Dominion.....	7/7.....	5-1
D20	n3	W	83-58	Texas A&M.....	7/7.....	6-1
D21	n3	W	72-53	Jacksonville.....	7/7.....	7-1
D27	n4	W	90-55	Texas.....	7/6.....	8-1
D28	n4	W	82-64	Navy.....	7/6.....	9-1
D30	h	W	90-64	Richmond.....	7/6.....	10-1
J4	a	W	64-61	Virginia.....	6/6.....	11-1
J8	h	W	72-58	Wake Forest.....	5/5.....	12-1
J9	n5	W	85-46	Rutgers.....	5/5.....	13-1
J11	h	W	68-67	Maryland.....	5/5.....	14-1
J18	a	W	83-71	Clemson.....	5/5.....	15-1
J21	h	W	87-80	Duke.....	4/3...2/2.....	16-1
J25	a	L	77-85	North Carolina.....	4/3...1/1.....	16-2
J29	a	W	64-54	NC State.....	3/3.....	17-2
F4	h1	L	77-78	North Carolina (ot).....	2/2...1/1.....	17-3
F6	h	W	87-76	UNC Charlotte.....	2/2.....	18-3
F9	a	L	59-75	Duke.....	2/2T...4/2T.....	18-4
F15	h	W	62-55	Virginia.....	5/5.....	19-4

F19	a	W	59-49	Wake Forest.....	5/5.....	20-4
F22	a	W	77-70	Maryland.....	5/5.....	21-4
F27	h1	W	69-57	NC State.....	4/3...18/18.....	22-4
M1	h1	L	57-59	Illinois.....	4/3.....	22-5
M2	h	W	74-63	Clemson.....	4/3.....	23-5
M7	n6	W	79-61	Clemson.....	6/6.....	24-5
M8	n6	W	64-62	Maryland.....	6/6.....	25-5
M9	n6	L	67-68	Duke.....	6/6...1/1.....	25-6
M13	n7	W	68-53	Marist.....	6/6.....	26-6
M15	n7	W	66-61	Villanova.....	6/6.....	27-6
M20	n8	L	64-70	Louisiana State.....	6/6.....	27-7

h1, n1-The Omni; n2-Hall of Fame Tip-Off Classic (Springfield, Mass., Civic Center); n3-Gator Bowl Tournament (Jacksonville, Fla.); n4-Cotton States Classic (The Omni); n5-Madison Square Garden, New York, N.Y.; n6-ACC Tournament (Greensboro, N.C., Coliseum); n7-NCAA Southeast First & Second Rounds (Assembly Center, Baton Rouge, La.); n8-NCAA Southeast Regional (The Omni)

1986-87 (16-13, ACC 7-7/5th)

Home: 7-2, Away: 4-8, Neutral: 5-3

NCAA Tournament

Date	Site	Result	Opponent.....	TR.....	OR.....	Rec
N12	h	L	78-96	Soviet National.....	exh	
N28	n2	W	67-65	Stanford.....	1-0	
N29	a1	L	62-67	Richmond (ot).....	1-1	
D1	h	W	84-57	Pennsylvania.....	2-1	
D3	n1	W	72-66	Georgia.....	15/nr.....	3-1
D14	a	L	49-52	Louisiana State.....	16/nr.....	3-2
D20	n3	W	65-62	Boston College (ot).....	16/nr.....	4-2
D21	n3	W	63-54	Southern Methodist.....	16/nr.....	5-2
D27	n4	W	79-61	Rutgers.....	18/nr.....	6-2
D29	n4	L	53-62	St. John's.....	18/nr...15/16.....	6-3
J3	a	W	65-59	Wake Forest (ot).....	18/nr.....	7-3
J10	a	L	62-63	NC State.....	18/20.....	7-4
J12	a	W	81-64	Old Dominion.....	18/20.....	8-4
J14	h	W	83-67	North Carolina A&T.....	18/20.....	9-4
J20	h	L	66-67	Clemson.....	10/12.....	9-5
J22	h1	L	58-61	Virginia.....	10/12.....	9-6
J24	a	L	55-92	North Carolina.....	2/1.....	9-7
J29	h	W	75-66	Duke.....	13/11.....	10-7
F1	h	W	76-72	Maryland.....	11-7	
F3	h	W	98-74	Georgia State.....	12-7	
F7	h	W	83-69	Wake Forest.....	13-7	
F10	a	W	78-74	Maryland.....	14-7	
F14	h	W	87-76	NC State.....	15-7	
F18	a	L	58-60	Virginia.....	15-8	
F21	a	W	79-72	Duke.....	17/18.....	16-8
F22	a	L	67-84	DePaul.....	4/5.....	16-9
F25	a	L	77-88	Clemson.....	13/12...16-10	
M1	h1	L	76-92	North Carolina.....	2/3...16-11	
M6	n5	L	54-55	Virginia.....	16-12	
M13	n6	L	79-85	Louisiana State.....	16-13	

h1, n1-The Omni; n2, a1-Central Fidelity Classic (Robins Center, Richmond, Va.); n3-Suntory Ball (Aoyama College, Tokyo, Japan); n4-ECAC Holiday Festival (Madison Square Garden, New York, N.Y.); n5-ACC Tournament (Capital Centre, Landover, Md.); n6-NCAA Midwest First Round (Rosemont Horizon, Chicago, Ill.)

1987-88 (22-10, ACC 8-6/4th)

Home: 13-3, Away: 5-5, Neutral: 4-2

NCAA Tournament

Date	Site	Result	Opponent.....	TR.....	OR.....	Rec
N5	h	L	78-87	Soviet National.....		exh
N20	h1	W	114-71	Alcorn State.....		1-0
N24	a1	L	69-80	Florida.....		1-1
D1	h	W	79-71	Jackson State.....		2-1
D5	n1	W	78-77	Georgia.....		3-1
D12	h	W	108-74	Augusta.....		4-1
D16	h2	W	87-70	Louisiana State.....		5-1
D19	a	W	79-55	Pennsylvania.....		6-1
D22	h	L	67-73	Richmond.....	nr/20.....	6-2
D29	n2	W	90-59	William & Mary.....		7-2
D30	n2	W	83-72	Auburn.....		8-2
J2	h	W	86-57	George Washington.....		9-2
J6	a	W	62-61	Louisville.....		10-2
J10	h	W	78-66	Wake Forest.....		11-2
J12	h	W	111-82	Georgia State.....		12-2
J16	h	L	74-76	NC State.....		12-3
J19	h	W	84-72	North Carolina A&T.....		13-3
J23	a	L	55-58	Virginia.....		13-4
J26	h	W	85-76	Clemson.....		14-4
J30	a	L	71-73	North Carolina.....	3/3.....	14-5
F3	a	L	65-78	Duke.....	4/5.....	14-6
F6	h	W	71-70	DePaul.....		15-6
F8	a	W	96-83	Maryland.....		16-6
F13	a	W	78-75	Wake Forest.....		17-6
F17	h	W	104-82	Maryland.....		18-6
F20	a	W	87-84	NC State.....	14/14.....	19-6
F25	h	W	76-71	Virginia.....	20/16.....	20-6
F28	h	W	91-67	Duke.....	20/16...5/5.....	21-6
M2	h2	L	80-97	North Carolina.....	13/15...6/6.....	21-7
M5	a	L	94-97	Clemson (2ot).....	13/15.....	21-8
M11	n3	L	67-84	Maryland.....	18/18.....	21-9
M18	n4	W	90-78	Iowa State.....		22-9
M20	n4	L	55-59	Richmond.....		22-10

h1-Preseason NIT (Alexander Memorial Coliseum); h2, n1-The Omni; a1-Preseason NIT (O'Connell Center, Gainesville, Fla.); n2-Cotton States Classic (The Omni); n3-ACC Tournament (Greensboro, N.C., Coliseum); n4-NCAA East First & Second Rounds (Hartford [Conn.] Civic Center)

1988-89 (20-12, ACC 8-6/5th)

Home: 13-2, Away: 4-6, Neutral: 3-4

NCAA Tournament

Date	Site	Result	Opponent.....	TR.....	OR.....	Rec.....
N13	h	W 77-74	Yugoslavian National.....			exh
N25	h	W 97-63	UNC-Asheville.....	14/na.....		1-0
N28	h	W 95-65	Coastal Carolina.....	14/na.....		2-0
D3	a	W 94-64	George Washington.....	12/12.....		3-0
D10	h	W 101-66	Baptist.....	12/12.....		4-0
D17	n1	L 69-80	Georgia.....	11/11.....		4-1
D20	a	W 62-50	Richmond.....	16/16.....		5-1
D28	n2	W 87-78	Houston.....	17/17.....		6-1
D29	n2	L 75-80	Illinois.....	17/17.....	4/4.....	6-2
D30	n2	W 72-69	Purdue.....	17/17.....		7-2
J4	h	W 92-69	East Carolina.....	19/16.....		8-2
J7	a	W 84-75	Wake Forest.....	19/16.....		9-2
J10	h	W 121-86	Georgia State.....	19/16.....		10-2
J14	a	L 68-82	NC State.....	19/16.....	15/17.....	10-3
J15	h	L 65-67	Louisville.....	19/16.....	9/9.....	10-4
J18	h	W 88-63	Alcorn State.....	nr/20.....		11-4
J22	a	L 92-102	Illinois (2ot).....	nr/20.....		11-5
J25	h	W 75-74	Clemson.....	nr/19.....		12-5
J28	a	L 85-92	North Carolina.....	nr/19.....	7/6.....	12-6
F2	h	W 81-76	Duke.....		12/10.....	13-6
F4	h	W 87-74	Maryland.....			14-6
F6	a	L 71-78	Virginia.....			14-7
F8	n3	W 78-69	Iona.....	20/20.....		15-7
F11	h	W 75-70	Wake Forest.....			16-7
F14	a	W 67-66	Maryland.....			17-7
F18	h	L 69-71	NC State.....		19/18.....	17-8
F20	a	L 66-91	Duke.....		11/12.....	17-9
F22	h	W 73-65	Virginia.....			18-9
F25	h	W 90-80	Notre Dame.....			19-9
M1	h	W 76-74	North Carolina.....		5/5.....	20-9
M4	a	L 79-81	Clemson (ot).....			20-10
M10	n4	L 62-77	North Carolina.....		9/8.....	20-11
M17	n5	L 70-76	Texas.....			20-12

ALL-TIME SCORES

D8	h	W	92-72	Fordham.....	20/20.....	3-2
D15	a	L	67-69	Temple.....	23/21.....	3-3
D19	n2	W	112-105	Georgia (3ot).....	17/13.....	4-3
D22	n3	W	135-94	Loyola Marymount.....	5-3
D28	n4	W	95-83	Tulane.....	6-3
D28	n4	W	99-87	Villanova.....	7-3
J2	h	W	84-77	Howard.....	24/nr.....	8-3
J6	h	W	101-91	Wake Forest.....	24/nr.....	9-3
J9	a	L	57-98	Duke.....	24/21.....14/11.....	9-4
J13	a	L	83-90	NC State.....	24/21.....	9-5
J19	h	W	78-51	Virginia.....	14/15.....	10-5
J24	h	W	89-68	Clemson.....	nr/25.....	11-5
J27	a	W	88-86	North Carolina.....	nr/25.....7/8.....	12-5
J30	h	L	75-77	Duke.....	23/22.....7/7.....	12-6
F1	h	W	80-65	Maryland.....	23/22.....	13-6
F3	h	L	73-79	NC State.....	23/22.....	13-7
F9	a	L	74-86	Wake Forest.....	13-8
F13	a	L	93-96	Maryland.....	13-9
F17	n5	W	62-56	Arizona.....	6/6.....	14-9
F19	a	W	73-60	Virginia.....	20/19.....	15-9
F24	h	W	82-69	Louisville.....	16-9
F28	h	L	74-91	North Carolina.....	nr/21.....4/4.....	16-10
M2	a	L	62-69	Clemson.....	nr/21.....	16-11
M8	n6	L	68-82	NC State.....	16-12
M15	n7	W	87-70	DePaul.....	24/nr.....	17-12
M17	n7	L	61-65	Ohio State.....	5/5.....	17-13

n1-ACC-Big East Challenge (Capital Centre, Landover, Md.); n2-The Omni;
n3-Kuppenheimer Classic (The Omni); n4-Sugar Bowl Tournament (Louisiana
Superdome, New Orleans, La.); n5-Brendan Byrne Arena, East Rutherford,
N.J.; n6-ACC Tournament (Charlotte, N.C., Coliseum); n6-NCAA Midwest First &
Second Rounds (University of Dayton Arena, Dayton, Ohio)

1991-92 (23-12, ACC 8-8/T-4th)

Home: 13-3, Away: 4-5, Neutral: 6-4

NCAA Midwest Semifinalist

Date	Site	Result	Opponent.....	TR.....	OR.....	Rec
N14	h	W	76-74	Athletes in Action.....	23/24.....	exh
N20	h1	W	93-69	James Madison.....	23/24.....	1-0
N22	h1	W	84-67	Colorado State.....	23/24.....	2-0
N27	n1	W	120-107	Texas.....	18/18.....24/nr.....	3-0
N29	n1	L	71-78	Oklahoma State.....	18/18.....11/8.....	3-1
D3	n2	W	80-59	Villanova.....	17/16.....	4-1
D7	h	W	97-84	Tennessee-Chattanooga.....	17/16.....	5-1
D14	h	W	90-72	Georgia State.....	13/13.....	6-1
D18	n3	L	65-66	Georgia.....	13/13.....	6-2
D21	n4	W	81-80	Kentucky.....	13/13.....8/9.....	7-2
D28	h	W	97-67	Mercer.....	13/13.....	8-2
D30	h	W	98-60	St. Bonaventure.....	15/11.....	9-2
J2	h	W	82-75	Richmond.....	15/11.....	10-2
J5	h	W	92-67	Maryland.....	15/11.....	11-2
J8	a	W	80-63	NC State.....	14/15.....	12-2
J11	a	L	84-97	Duke.....	14/15.....1/1.....	12-3
J14	h	W	75-71	Virginia.....	16/14.....	13-3
J18	a	L	72-86	Wake Forest.....	16/14.....nr/24.....	13-4
J23	h	L	79-83	Florida State.....	18/17.....	13-5
J25	a	W	73-65	Louisville.....	18/17.....20/21.....	14-5
J28	h	W	77-70	College of Charleston.....	20/18.....	15-5
F2	h	L	76-86	North Carolina.....	20/18.....11/11.....	15-6
F5	a	L	78-95	Clemson (ot).....	20/18.....	15-7
F9	a	W	67-65	Maryland.....	20/18.....	16-7
F12	h	L	62-71	Duke.....	nr/24.....1/1.....	16-8
F15	a	L	67-80	Florida State.....	nr/24.....23/21.....	16-9
F22	a	W	52-49	Virginia.....	17-9
F27	h	W	80-61	Wake Forest.....	18-9
F29	h	W	98-88	NC State (ot).....	19-9
M4	a	L	75-79	North Carolina.....	16/16.....	19-10
M8	h	W	101-82	Clemson.....	20-10
M13	n5	W	68-56	Virginia.....	21-10
M14	n5	L	76-89	Duke.....	1/1.....	21-11
M19	n6	W	65-60	Houston.....	22-11
M21	n6	W	79-78	Southern California.....	6/6.....	23-11
M27	n7	L	79-83	Memphis State (ot).....	23-12

h1-Pre-Season NIT (Alexander Memorial Coliseum); n1-Pre-Season NIT
(Madison Square Garden, New York, N.Y.); n2-ACC-Big East Challenge (The
Omni); n3-The Omni; n4-Kuppenheimer Classic (The Omni, Atlanta, Ga.); n5-ACC
Tournament (Charlotte [N.C.] Coliseum); n6-NCAA Midwest First & Second
Rounds (Bradley Center, Milwaukee, Wis.); n7-NCAA Midwest Regional (Kemper
Arena, Kansas City, Mo.)

1992-93 (19-11, ACC 8-8/6th)

Home: 8-5, Away: 6-5, Neutral: 5-1

ACC Champions • NCAA Tournament

Date	Site	Result	Opponent.....	TR.....	OR.....	Rec
N17	h	W	111-102	Athletes in Action.....	14/15.....	exh
N24	h	W	115-80	Akrides-Haarlem.....	14/15.....	exh
D1	h	W	112-83	Florida A&M.....	13/15.....	1-0
D5	a	L	87-96	Kentucky.....	13/15.....5/5.....	1-1
D12	h	W	102-79	Georgia State.....	13/15.....	2-1
D16	n1	W	75-67	Georgia.....	17/16.....	3-1
D19	n2	W	87-85	Louisville.....	17/16.....21/22.....	4-1
D22	a	W	81-74	Tennessee-Chattanooga.....	16/15.....	5-1
D29	h	W	105-85	Youngstown State.....	14/13.....	6-1
J2	h	W	78-52	VMI.....	14/13.....	7-1
J5	a	W	85-75	Maryland.....	10/11.....	8-1
J10	h	W	80-79	Duke.....	10/11.....1/1.....	9-1
J13	a	L	67-80	North Carolina.....	8/8.....3/4.....	9-2
J16	h	L	67-84	College of Charleston.....	8/8.....	9-3
J21	h	L	58-81	Wake Forest.....	16/16.....	9-4
J23	a	W	75-71	Virginia.....	16/16.....7/10.....	10-4

J27	h	W	85-74	NC State.....	18/17.....	11-4
J31	a	L	77-96	Florida State.....	18/17.....19/20.....	11-5
F4	h	L	80-83	Clemson.....	22/22.....	11-6
F7	h	W	93-79	Maryland.....	22/22.....	12-6
F10	a	L	63-73	Duke.....	nr/24.....3/3.....	12-7
F14	h	L	66-77	North Carolina.....	nr/24.....6/6.....	12-8
F17	a	W	65-60	Richmond.....	13-8
F20	a	W	69-58	Wake Forest.....	10/11.....	14-8
F23	h	W	73-61	Virginia.....	22/22.....	15-8
F28	a	L	60-68	NC State.....	15-9
M4	h	L	82-83	Florida State.....	11/11.....	15-10
M7	a	W	66-59	Clemson.....	16-10
M12	n3	W	69-66	Duke.....	8/8.....	17-10
M13	n3	W	69-61	Clemson.....	18-10
M14	n3	W	77-75	North Carolina.....	1/1.....	19-10
M19	n4	L	78-93	Southern.....	18/20.....	19-11

n1-The Omni; n2-Kuppenheimer Classic (Georgia Dome, Atlanta, Ga.); n3-ACC
Tournament (Charlotte [N.C.] Coliseum); n4-NCAA West First Round (McKale
Center, Tucson, Ariz.)

1993-94 (16-13, ACC 7-9/6th)

Home: 10-3, Away: 2-7, Neutral: 4-3

National Invitation Tournament

Date	Site	Result	Opponent.....	TR.....	OR.....	Rec
N16	h	W	124-110	USA Verich Reps.....	14/15.....	exh
N22	h	W	88-68	Lithuanian National.....	13/15.....	exh
N26	n1	L	70-80	Michigan.....	13/15.....5/5.....	0-1
N30	h	W	93-77	North Carolina A&T.....	16/17.....	1-1
D2	h	W	77-55	Western Carolina.....	16/17.....	2-1
D4	h	W	95-65	Georgia State.....	16/17.....	3-1
D11	h	W	86-69	Mercer.....	17/17.....	4-1
D15	n2	W	72-69	Georgia.....	14/14.....24/24.....	5-1
D18	n3	W	86-77	Vanderbilt (ot).....	14/14.....24/24.....	6-1
D20	h	W	79-62	Mount St. Mary's.....	14/15.....	7-1
D27	n4	W	57-51	Temple.....	15/15.....4/4.....	8-1
D29	n4	W	71-69	St. John's.....	15/15.....	9-1
J4	h	L	88-91	Maryland.....	12/13.....	9-2
J8	a	L	71-88	Duke.....	12/13.....3/3.....	9-3
J12	h	W	89-69	North Carolina.....	17/18.....1/1.....	10-3
J15	a	L	68-88	Louisville.....	17/18.....15/15.....	10-4
J19	a	L	63-67	Wake Forest.....	17/17.....	10-5
J23	h	W	74-70	Virginia.....	17/17.....	11-5
J26	a	L	78-84	NC State.....	21/19.....	11-6
J29	h	L	73-74	Florida State.....	21/19.....	11-7
F2	a	L	69-88	Clemson.....	11-8
F5	a	W	83-71	Maryland.....	21/21.....	12-8
F8	h	L	63-66	Duke.....	2/2.....	12-9
F12	a	W	96-89	North Carolina.....	1/1.....	13-9
F19	h	W	71-69	Wake Forest.....	25/nr.....	14-9
F22	a	L	72-73	Virginia (ot).....	23/nr.....	14-10
F26	h	W	81-69	NC State.....	23/nr.....	15-10
M2	a	L	68-71	Florida State.....	15-11
M5	h	W	90-79	Clemson.....	16-11
M11	n5	L	49-75	Wake Forest.....	16-12
M16	a1	L	68-76	Siena.....	16-13

n1-Hall of Fame Tip-Off Classic Holiday Festival (Springfield [Mass.] Civic
Center); n2-The Omni; n3-Kuppenheimer Classic (Georgia Dome, Atlanta, Ga.);
n4-ECAC Holiday Festival (Madison Square Garden, New York, N.Y.); n5-ACC
Tournament (Greensboro [N.C.] Coliseum); a1-National Invitation Tournament
(Knickerbocker Arena, Albany, N.Y.)

1994-95 (18-12, ACC 8-8/5th)

Home: 14-2, Away: 2-6, Neutral: 2-4

Date	Site	Result	Opponent.....	TR.....	OR.....	Rec
N16	h	W	100-61	Croatian National.....	23/22.....	exh
N26	h	W	112-56	Florida A&M.....	23/22.....	1-0
N28	h	W	90-78	Coastal Carolina.....	20/19.....	2-0
D1	h	W	89-63	Western Carolina.....	20/19.....	3-0
D3	h	W	100-74	East Carolina.....	20/19.....	4-0
D10	h	W	112-84	Lafayette.....	17/15.....	5-0
D14	n1	W	86-78	Georgia.....	14/13.....	6-0
D17	n2	L	72-77	Louisville.....	14/13.....	6-1
D19	h	W	94-73	Furman.....	18/19.....	7-1
D28	n3	L	66-69	Cincinnati.....	17/16.....20/18.....	7-2
D29	n3	W	89-85	Oklahoma.....	17/16.....	8-2
D30	n3	L	69-76	Duke.....	17/16.....7/7.....	8-3
J4	a	L	67-80	Maryland.....	24/20.....7/11.....	8-4
J7	h	W	75-68	Duke.....	24/20.....11/9.....	9-4
J11	a	L	75-86	North Carolina.....	22/17.....4/2.....	9-5
J17	h	W	67-65	Wake Forest.....	22/18.....15/16.....	10-5
J19	h	W	87-68	UNC-Wilmington.....	22/18.....	11-5
J22	a	L	85-88	Virginia (2ot).....	22/18.....18/19.....	11-6
J25	h	W	75-71	NC State.....	21/21.....	12-6
J29	a	W	81-68	Florida State.....	21/21.....	13-6
F1	h	W	80-50	Clemson.....	21/20.....	14-6
F4	h	W	100-91	Maryland.....	21/20.....5/8.....	15-6
F9	a	L	70-77	Duke.....	18/15.....	15-7
F12	h	L	81-85	North Carolina.....	18/15.....1/1.....	15-8
F15	h	W	85-81	North Carolina A&T.....	20/18.....	16-8
F18	a	L	62-73	Wake Forest.....	20/17.....14/14.....	16-9
F22	h	L	60-83	Virginia.....	24/22.....14/14.....	16-10
F25	a	W	72-68	NC State.....	24/22.....	17-10
M2	h	W	69-67	Florida State.....	18-10
M4	a	L	63-65	Clemson.....	18-11
M9	n4	L	67-77	Virginia.....	11/13.....	18-12

n1-The Omni; n2-Kuppenheimer Classic (Georgia Dome, Atlanta, Ga.); n3-
Rainbow Classic (Special Events Center, Honolulu, Hawaii); n4-ACC Tournament
(Greensboro [N.C.] Coliseum)

1995-96 (24-12, ACC 13-3/1st)

Home: 10-1, Away: 6-5, Neutral: 8-6

ACC Regular Season Champions

NCAA Southeast Semifinalist

Date	Site	Result	Opponent.....	TR.....	OR.....	Rec.....
N2	h1	L	88-91	Marathon (ot).....		exh
N15	h2	W	87-67	Manhattan.....		1-0
N17	h2	W	83-72	Oklahoma.....	25/20.....	2-0
N22	n1	L	72-94	Georgetown.....	4/4.....	2-1
N24	n1	W	77-61	Michigan.....	25/20.....17/16.....	3-1
N27	h3	W	87-76	Campbell.....	20/20.....	4-1
D2	a	W	89-65	Appalachian State.....	20/20.....	5-1
D9	a	L	60-83	Kentucky.....	16/15.....5/5.....	5-2
D13	a	L	70-94	Georgia.....	19/20.....	5-3
D16	n2	W	88-77	Louisville.....	19/20.....20/19.....	6-3
D18	h3	L	69-71	Mount St. Mary's.....	21/18.....	6-4
D22	n3	L	67-75	Massachusetts.....	21/18.....2/2.....	6-5
D29	n4	L	82-84	Bradley.....		6-6
D30	n4	L	66-71	Santa Clara.....		6-7
J3	h3	W	98-84	Maryland.....		7-7
J7	a	W	86-81	Duke.....	19/20.....	8-7
J10	h3	W	80-77	North Carolina.....	10/9.....	9-7
J13	h3	W	91-78	Western Carolina.....		10-7
J17	a	L	63-66	Wake Forest.....	6/6.....	10-8
J20	h	W	90-70	Virginia.....		11-8
J24	a	W	76-71	NC State.....		12-8
J27	h	W	79-58	Florida State.....		13-8
J30	a	L	70-73	Clemson.....	25/nr.....24/21.....	13-9
F3	a	L	74-88	Maryland.....	25/nr.....	13-10
F7	h	W	73-71	Duke (ot).....		14-10
F10	a	W	92-83	North Carolina (ot).....	12/11.....	15-10
F17	h	W	64-63	Wake Forest.....	8/9.....	16-10
F21	a	W	84-75	Virginia.....	23/22.....	17-10
F25	h	W	92-83	NC State (ot).....	23/22.....	18-10
F28	a	W	83-68	Florida State.....	18/20.....	19-10
M3	h	W	87-74	Clemson.....	18/20.....	20-10
M8	n5	W	88-73	NC State.....	18/18.....	21-10
M9	n5	W	84-79	Maryland.....	18/18.....	22-10
M10	n5	L	74-75	Wake Forest.....	18/18.....12/10.....	22-11
M15	n6	W	90-79	Austin Peay.....	13/15.....	23-11
M17	n6	W	103-89	Boston College.....	13/15.....	24-11
M22	n7	L	70-87	Cincinnati.....	13/15.....7/6.....	24-12

ALL-TIME SCORES

1997-98 (19-14, ACC 6-10/6th)

Home: 11-6, Away: 4-7, Neutral: 4-1

NIT Quarterfinalist

Date	Site	Result	Opponent.....	TR.....	OR.....	Rec
N4	h	W 96-76	CSKA Bulgaria.....			exh
N17	h	W 86-76	Athletes in Action.....			exh
N24	h	W 95-65	Winthrop.....			1-0
N27	n1	W 62-60	Alabama.....			2-0
N28	n1	W 77-65	St. John's.....			3-0
N29	n1	W 73-69	Louisville.....	19/19.....		4-0
D4	h	L 69-71	NC State (ot).....	22/23.....		4-1
D6	h	W 84-63	Delaware State.....	22/23.....		5-1
D13	a	L 71-85	Kentucky.....	24/23.....	4/5.....	5-2
D17	h	W 100-63	Coastal Carolina.....			6-2
D20	n2	W 94-86	Louisville.....			7-2
D23	a	L 71-77	Georgia.....	nr/23.....		7-3
D27	a1	W 69-61	Miami.....	nr/23.....		8-3
D31	h	W 93-76	North Texas.....			9-3
J3	h	W 90-58	Wofford.....			10-3
J8	a	L 75-96	North Carolina.....	1/1.....		10-4
J10	h	W 70-63	Wake Forest.....			11-4
J15	a	W 83-65	Virginia.....			12-4
J18	h	L 67-70	Florida State.....	17/16.....		12-5
J21	h	L 67-70	Maryland.....			12-6
J25	a	L 56-51	NC State.....			12-7
J28	h	W 77-45	Georgia Southern.....			13-7
F1	a	L 69-90	Duke.....	1/1.....		13-8
F4	h	W 70-52	Clemson.....			14-8
F8	h	L 100-107	North Carolina (2ot).....	2/2.....		14-9
F11	a	W 77-76	Wake Forest.....			15-9
F14	h	W 105-86	Virginia.....			16-9
F18	a	W 72-59	Florida State.....			17-9
F21	a	L 81-69	Maryland.....			17-10
F25	h	L 53-76	Duke.....	1/1.....		17-11
M1	a	L 62-76	Clemson.....			17-12
M6	n3	L 65-83	Maryland (ACC).....	21/24.....		17-13
M11	h	W 88-78	Seton Hall (NIT).....			18-13
M16	h	W 80-79	Georgetown (ot) (NIT).....			19-13
M18	h	L 70-75	Penn State (NIT).....			19-14

n1-Puerto Rico Shootout (Eugenio Guerra Sports Complex, Bayamon, P.R.).....
n2-Delta Classic for Kids (Georgia Dome, Atlanta, Ga.); n3-ACC Tournament (Greensboro, N.C., Coliseum); a1-Orange Bowl Classic (Miami, Fla., Arena)

1998-99 (15-16, ACC 6-10/T-5th)

Home: 10-4, Away: 2-8, Neutral: 3-4

National Invitation Tournament

Date	Site	Result	Opponent.....	TR.....	OR.....	Rec
N2	h	L 73-84	Athletes in Action.....			exh
N9	h	W 94-89	California All-Stars.....			exh
N16	h	W 103-63	Charleston Southern.....			1-0
N20	h	W 73-50	The Citadel.....			2-0
N27	n1	W 65-62	New Orleans (ot).....			3-0
N28	n1	W 58-53	West Virginia.....			4-0
N29	n1	L 60-76	Washington.....	16/16.....		4-1
D5	h	W 74-72	Appalachian State (ot).....			5-1
D13	h	W 84-79	Georgia (ot).....			6-1
D16	h	W 76-63	Wofford.....			7-1
D19	n2	L 39-80	Kentucky.....	3/4.....		7-2
D22	h	W 66-64	North Carolina.....	6/7.....		8-2
D26	n3	L 42-61	Hofstra.....			8-3
D27	n3	W 72-65	Iona.....			9-3
D30	h	W 80-74	Mount St. Mary's.....			10-3
J2	a	L 69-75	NC State.....			10-4
J6	a	L 58-99	Duke.....	2/2.....		10-5
J9	h	L 56-75	Florida State.....			10-6
J16	h	W 74-61	Wake Forest.....			11-6
J19	a	L 62-77	Maryland.....	4/4.....		11-7
J23	a	W 77-65	Virginia.....			12-7
J28	h	W 66-62	Clemson.....			13-7
J31	a	L 75-66	North Carolina.....	10/9.....		13-8
F2	h	L 50-51	NC State.....			13-9
F6	h	L 87-79	Duke.....	2/2.....		13-10
F11	a	W 111-108	Florida State (2ot).....			14-10
F14	a	L 58-78	Louisville.....			14-11
F16	a	L 58-67	Wake Forest.....			14-12
F21	h	L 91-60	Maryland.....	5/5.....		14-13
F25	h	W 74-68	Virginia (ot).....			15-13
F28	a	L 92-64	Clemson.....			15-14
M5	n4	L 49-78	North Carolina (ACC).....	15/15.....		15-15
M10	a	L 64-67	Oregon (NIT).....			15-16

n1-Big Island Invitational (Afook-Chinen Civic Auditorium, Hilo, Hawaii); n2-Delta Classic (Georgia Dome, Atlanta, Ga.); n3-ECAC Holiday Festival (Madison Square Garden, New York, N.Y.); n4-ACC Tournament (Charlotte [N.C.] Coliseum)

1999-2000 (13-17, ACC 5-11/8th)

Home: 11-3, Away: 0-10, Neutral: 2-4

Date	Site	Result	Opponent.....	TR.....	OR.....	Rec
N2	h	L 66-82	Athletes in Action.....			exh
N9	h	L 85-95	California All-Stars.....			exh
N19	h	W 91-79	Mercer.....			1-0
N24	n1	W 100-88	Grambling State.....			2-0
N26	n1	W 82-65	Washington.....			3-0
N27	n1	L 70-84	Kansas.....	10/11.....		3-1
D1	n2	L 77-80	Michigan.....			3-2
D8	a	L 68-70	Georgia.....			3-3
D11	n3	L 61-64	Stanford (ot).....	3/3.....		3-4
D18	h	W 81-75	Morehead State.....			4-4
D22	h	W 80-70	Wofford.....			5-4

D28	h	W 97-73	UNC Greensboro.....			6-4
J2	h	W 75-64	Lafayette.....			7-4
J5	n4	L 71-80	Kentucky.....	24/24.....		7-5
J8	a	L 65-83	Virginia.....			7-6
J12	a	L 52-87	Duke.....	6/7.....		7-7
J15	h	W 69-68	Maryland.....	18/16.....		8-7
J19	h	W 65-62	Florida State.....			9-7
J22	a	L 58-66	NC State.....			9-8
J27	h	L 46-60	Wake Forest.....			9-9
J29	h	L 53-70	North Carolina.....			9-10
F2	a	L 58-70	Clemson.....			9-11
F5	h	W 89-57	Florida A&M.....			10-11
F9	h	W 68-47	Virginia.....			11-11
F12	h	L 65-84	Duke.....	3/3.....		11-12
F16	a	L 70-92	Maryland.....	22/22.....		11-13
F21	a	L 54-64	Florida State.....			11-14
F24	h	W 66-63	NC State.....			12-14
F27	a	L 64-76	Wake Forest.....			12-15
M1	a	L 72-74	North Carolina (ot).....			12-16
M4	h	W 85-69	Clemson.....			13-16
M9	n5	L 62-63	Florida State.....			13-17


n1-Great Alaska Shootout (Sullivan Arena, Anchorage, Alaska); n2-ACC-Big Ten Challenge (Phillips Arena, Atlanta, Ga.); n3-Delta Air Lines Classic for Kids (Phillips Arena, Atlanta, Ga.); n4-Freedom Hall, Louisville, Ky.; n5-ACC Tournament (Charlotte [N.C.] Coliseum)

PAUL HEWITT

St. John Fisher '85

Record: 190-162 (.540)

2000-11 (11 seasons)



2000-01 (17-13, ACC 8-8/T-5th)

Home: 11-3, Away: 2-8, Neutral: 4-2

NCAA Tournament

Date	Site	Result	Opponent.....	TR.....	OR.....	Rec
N7	h1	L 86-107	California All-Stars.....			exh
N11	h	W 96-85	Team Fokus.....			exh
N17	h	W 92-49	Wofford.....			1-0
N21	h	W 85-62	Charleston Southern.....			2-0
N24	h	W 92-61	Davidson.....			3-0
N28	a1	L 67-85	Iowa.....			3-1
D2	n1	W 72-67	UCLA.....			4-1
D6	h	L 70-75	Georgia.....			4-2
D9	n2	W 86-84	Kentucky.....			5-2
D18	n3	W 78-56	Idaho State.....			6-2
D19	a	L 66-80	Stanford.....	3/3.....		6-3
D23	h	W 94-58	Morgan State.....			7-3
D28	h	W 90-59	Harvard.....			8-3
J2	h	L 70-84	North Carolina.....	13/14.....		8-4
J6	a	L 80-93	Maryland.....	17/17.....		8-5
J9	a	W 73-68	Virginia.....	10/9.....		9-5
J13	h	W 95-89	Wake Forest (ot).....	6/6.....		10-5
J16	a	L 60-72	NC State.....			10-6
J20	h	L 77-98	Duke.....	2/2.....		10-7
J24	a	W 111-108	Clemson.....			11-7
J27	h	W 77-68	Florida State.....			12-7
F3	a	L 69-82	North Carolina.....	4/4.....		12-8
F6	h	W 72-62	Maryland.....	13/13.....		13-8
F11	h	W 62-56	Virginia.....	6/9.....		14-8
F14	a	L 65-81	Wake Forest.....	23/15.....		14-9
F17	h	W 69-54	NC State.....			15-9
F21	a	L 54-98	Duke.....	4/3.....		15-10
F25	h	W 85-64	Clemson.....			16-10
F28	a	L 59-69	Florida State.....			16-11
M9	n4	W 74-69	Virginia.....	12/12.....		17-11
M10	n4	L 63-70	North Carolina.....	6/5.....		17-12
M15	n5	L 62-66	St. Joseph's.....	23/23.....		17-13

h1-Georgia Dome, Atlanta, Ga.; a1-ACC-Big Ten Challenge (Carver-Hawkeye Arena, Iowa City, Iowa); n1-Wooden Classic (Arrowhead Pond, Anaheim, Calif.); n2-Delta Air Lines Classic for Kids (Phillips Arena, Atlanta, Ga.); n3-Stanford Invitational (Maples Pavilion, Stanford, Calif.); n4-ACC Tournament (Georgia Dome, Atlanta, Ga.); n5-NCAA West First Round (Cox Arena, San Diego, Calif.)

2001-02 (15-16, ACC 7-9/T-5th)

Home: 8-7, Away: 4-6, Neutral: 3-3

Date	Site	Result	Opponent.....	TR.....	OR.....	Rec
N18	h	L 90-99	Nike Elite.....			exh
N12	h	W 112-85	EA Sports All-Stars.....			exh
N16	h	W 97-62	Florida A&M.....			1-0
N19	h1	L 74-79	Pennsylvania.....			1-1
N22	n1	W 70-65	Eastern Illinois.....			2-1
N23	n1	L 66-105	Illinois.....	3/2.....		2-2
N24	n1	L 54-67	Saint Louis.....			2-3
N28	h2	W 62-61	Wisconsin.....			3-3
D2	a	L 77-83	North Carolina.....			3-4
D9	a	L 82-95	Georgia.....			3-5
D16	n2	W 96-80	Syracuse.....	13/12.....		4-5
D17	n3	W 83-69	Davidson.....			5-5
D21	h	W 79-70	Wofford.....			6-5

D23	h	L 69-79	Tulane.....			6-6
D29	h	L 92-98	IUPUI.....			6-7
J2	h	W 86-68	Cornell.....			7-7
J5	h	L 76-83	Clemson.....			7-8
J10	a	L 79-104	Duke.....	2/1.....		7-9
J13	h	L 87-92	Maryland.....	4/4.....		7-10
J19	a	L 71-84	NC State.....			7-11
J22	h	L 65-69	Virginia.....	7/7.....		7-12
J26	a	L 74-87	Wake Forest.....	21/16.....		7-13
J30	h	W 77-46	Florida State.....			8-13
F2	h	W 86-74	North Carolina.....			9-13
F6	a	W 74-50	Clemson.....			10-13
F9	h	L 63-95	Duke.....	1/1.....		10-14
F13	a	L 65-85	Maryland.....	3/3.....		10-15
F16	a	W 60-40	Saint Louis.....			11-15
F20	h	W 65-59	NC State.....			12-15
F23	a	W 82-80	Virginia.....	22/15.....		13-15
F27	h	W 90-77	Wake Forest.....	24/22.....		14-15
M2	a	W 86-78	Florida State.....			15-15
M8	n4	L 83-92	Wake Forest.....			15-16

h1-Las Vegas Invitational (Alexander Memorial Coliseum); h2-ACC-Big Ten Challenge (Alexander Memorial Coliseum); n1-Las Vegas Invitational (Valley High School, Las Vegas, Nev.); n2-Chick-fil-A Peach Bowl Classic (Phillips Arena, Atlanta, Ga.); n3-Charlotte Coliseum, Charlotte, N.C.; n4-ACC Tournament (Charlotte Coliseum, Charlotte, N.C.)

2002-03 (16-15, ACC 7-9/5th)

Home: 13-2, Away: 2-11, Neutral: 1-2

NIT Quarterfinals

Date	Site	Result	Opponent.....	TR.....	OR.....	Rec.....
N10	h	W 110-73	S.E. Atlanta All-Stars			exh.....
N19	h	W 81-48	Team Nike.....			exh.....
N23	h	W 113-75	Arkansas-Pine Bluff			1-0.....
N27	h	W 83-77	Georgia.....	17/18.....		2-0.....
D1	h	W 75-53	Gardner-Webb			3-0.....
D4	a1	L 63-64	Minnesota.....	20/17.....		3-1.....
D7	n1	W 67-53	Marist			4-1.....
D15	n2	L 69-70	Tennessee.....			4-2.....
D17	h	W 88-66	Troy State			5-2.....
D21	a	L 65-92	Syracuse			5-3.....
D29	a	L 77-84	Maryland.....	23/22.....		5-4.....
J2	a	L 66-80	Tulane			5-5.....
J8	h	W 81-55	Cornell			6-5.....
J11	h	W 85-61	NC State.....			7-5.....
J14	h	W 81-74	Florida State			8-5.....
J19	a	L 66-73	Wake Forest	19/20.....		8-6.....
J22	h	W 66-47	Elon			9-6.....
J25	a	L 71-91	Duke	3/3.....		9-7.....
J29	h	W 88-68	North Carolina			10-7.....
F1	h	W 80-60	Virginia			11-7.....
F5	a	L 67-69	Clemson			11-8.....
F9	h	W 90-84	Maryland	8/8.....		12-8.....
F12	a	L 57-63	NC State			12-9.....
F15	a	L 64-71	Florida State			12-10.....
F20	h	L 67-75	Wake Forest	10/11.....		12-11.....
F26	h	L 58-77	Duke	6/5.....		12-12.....
M1	a	L 66-67	North Carolina			12-13.....
M5	a	W 90-73	Virginia			13-13.....
M8	h	W 66-56	Clemson			14-13.....
M14	n3	L 65-71	NC State			14-14.....
M19	h1	W 72-58	Ohio State			15-14.....
M24	a2	W 79-78	Iowa			16-14.....
M26	a2	L 72-80	Texas Tech			16-15.....

ALL-TIME SCORES

F22	h	L	76-80	Wake Forest.....	18/16....	15/15.....	19-7
F25	h	L	69-79	NC State.....	18/20....	14/19.....	19-8
F28	a	W	79-60	Clemson.....	18/20.....		20-8
M3	a	W	76-68	Duke.....	19/22.....	3/3.....	21-8
M6	h	W	63-60	Florida State.....	19/22.....		22-8
M12	n3	W	83-82	North Carolina.....	14/18....	16/19.....	23-8
M13	n3	L	71-85	Duke.....	14/18....	5/4.....	23-9
M19	n4	W	65-60	Northern Iowa.....	14/15.....		24-9
M21	n4	W	57-54	Boston College.....	14/15.....	25/v.....	25-9
M26	n5	W	72-67	Nevada.....	14/15.....		26-9
M28	n5	W	79-71	Kansas (ot).....	14/15....	16/14.....	27-9
A3	n6	W	67-65	Oklahoma State.....	14/15....	4/3.....	28-9
A5	n6	L	73-82	Connecticut.....	14/15....	7/7....	28-10

n1 - ACC-Big Ten Challenge (Value City Arena, Columbus, Ohio); h1 - Preseason AIT; n1 - Preseason NIT (Madison Square Garden, New York, N.Y.); n2 - Chick-fil-A Peach Bowl Classic for Kids (Phillips Arena, Atlanta, Ga.); n3 - ACC Tournament (Greensboro Coliseum, Greensboro, N.C.); n4 - NCAA First and Second Rounds (Bradley Center, Milwaukee, Wis.); n5 - NCAA St. Louis Regional (Edward Jones Dome, St. Louis, Mo.); n6 - NCAA Final Four (Alamodome, San Antonio, Texas)

2004-05 (20-12, ACC 8-8/T4th)

Home: 12-3, Away: 4-6; Neutral: 4-3

NCAA Tournament Second Round

Date	Site	Result	Opponent.....	TR.....	OR.....	Rec
N6	h	W	80-60	Kennesaw State.....	3/4.....	exh
N14	h	W	103-66	LeMoyne.....	3/4.....	exh
N19	h	W	74-37	Alabama State.....	3/4.....	1-0
N22	a	W	60-59	Illinois-Chicago.....	3/3.....	2-0
N26	h	W	79-54	Arkansas-Little Rock.....	3/3.....	3-0
N30	h1	W	99-68	Michigan.....	4/4.....	4-0
D5	h	W	87-49	Georgia.....	4/4.....	5-0
D11	n1	W	64-42	Air Force.....	3/3.....	6-0
D15	h	W	72-47	James Madison.....	3/3.....	7-0
D18	n2	L	73-85	Gonzaga.....	3/3....	22/v....
D22	h	W	90-48	Charleston Southern.....	9/9.....	8-1
D28	h	W	92-58	Lafayette.....	9/9.....	9-1
J1	a	L	68-70	Kansas (ot).....	9/9....	2/2....
J6	h	W	80-69	Miami.....	9/10.....	10-2
J8	h	W	92-69	Virginia.....	9/10.....	11-2
J12	a	L	69-91	North Carolina.....	8/8....	3/4....
J16	a	L	68-76	NC State.....	8/8.....	11-4
J22	h	L	69-70	Virginia Tech.....	12/15.....	11-5
J27	h	W	102-101	Wake Forest (ot).....	22/21.....	5/5....
J30	a	L	71-79	Maryland.....	22/21.....	12-6
F2	h	W	64-61	Florida State.....	25/23.....	13-6
F5	a	L	65-82	Duke.....	25/23.....	4/6....
F8	a	W	70-62	Clemson.....		14-7
F13	h	L	51-53	NC State.....		14-8
F20	a	W	76-75	Florida State.....		15-8
F23	h	L	56-60	Duke.....	7/10.....	15-9
F26	a	W	76-72	Miami.....		16-9
M2	a	L	91-98	Wake Forest.....	4/4....	16-10
M5	h	W	64-56	Clemson.....		17-10
M11	n3	W	73-54	Virginia Tech.....		18-10
M12	n3	W	78-75	North Carolina.....	2/2....	19-10
M13	n3	L	64-69	Duke.....	6/6....	19-11
M18	n4	W	80-68	George Washington.....	25/25.....	20-11
M20	n4	L	54-76	Louisville.....	25/25.....	4/4....

h1 - ACC-Big Ten Challenge; n1 - Chick-fil-A Peach Bowl Classic for Kids (Phillips Arena, Atlanta, Ga.); n2 - Las Vegas Showdown (Thomas & Mack Center, Las Vegas, Nev.); n3 - ACC Tournament (MCI Center, Washington, D.C.); n4 - NCAA First and Second Rounds (Gaylord Entertainment Center, Nashville, Tenn.)

2005-06 (11-17, ACC 4-12/11th)

Home: 10-5, Away: 0-10; Neutral: 1-2

Date	Site	Result	Opponent.....	TR.....	OR.....	Rec
N6	h	W	96-57	Augusta State.....		exh
N18	h	W	80-52	UNC-Asheville.....		1-0
N21	h	W	81-69	Elon.....		2-0
N25	h	L	51-73	Illinois-Chicago.....		2-1
N30	a1	L	86-88	Michigan State.....	13/14.....	2-2
D4	h	W	63-54	Virginia.....		3-2
D7	a	L	75-91	Georgia.....		3-3
D10	h	W	82-72	Tennessee State.....		4-3
D22	h	W	92-67	Jacksonville.....		5-3
D28	n1	L	46-54	Air Force.....		5-4
D31	h	W	73-64	Bethune-Cookman.....		6-4
J3	h	W	76-67	Vanderbilt.....		7-4
J8	h	W	60-58	Boston College.....	11/11.....	8-4
J10	n2	W	85-69	Centenary.....		9-4
J14	a	L	78-87	NC State.....	18/18.....	9-5
J18	a	L	71-86	Wake Forest.....		9-6
J21	h	L	63-73	Clemson.....		9-7
J25	h	L	74-86	Maryland.....	18/19.....	9-8
J29	a	L	64-66	Boston College.....	20/18.....	9-9
J31	a	L	62-63	Virginia Tech.....		9-10
F4	h	L	53-70	Miami.....		9-11
F9	a	L	79-80	Florida State.....		9-12
F12	h	W	71-68	NC State.....	16/15....	10-12
F15	a	L	75-82	North Carolina.....	23/23.....	10-13
F18	a	L	84-87	Maryland (ot).....		10-14
F22	h	L	66-73	Duke.....	1/1....	10-15
F25	h	W	76-61	Wake Forest.....		11-15
M4	a	L	82-95	Clemson.....		11-16
M9	n3	L	64-82	Maryland.....		11-17

a1 - ACC-Big Ten Challenge; n1 - World Arena, Colorado Springs, Colo.; n2 - CenturyTel Center, Bossier City, La.; n3 - ACC Tournament, Greensboro Coliseum, Greensboro, N.C.

2006-07 (20-12, ACC 8-8/T-6th)

Home: 16-1, Away: 1-8, Neutral: 3-3

NCAA Tournament

Date	Site	Result	Opponent.....	TR.....	OR.....	Rec
N4	h	W	96-52	Morehouse.....	23/21.....	exh
N10	h	W	83-49	Elon.....	23/21.....	1-0
N13	h	W	100-70	Jackson State.....	23/21.....	2-0
N16	h	W	103-74	Georgia State.....	23/21.....	3-0
N20	n1	W	79-61	Purdue.....	19/19.....	4-0
N21	n1	W	92-85	Memphis.....	19/19....	12/11....
N22	n1	L	73-88	UCLA.....	19/19....	5/5....
N28	h1	W	77-73	Penn State.....	21/24.....	6-1
D3	a	L	82-90	at Miami.....	21/24.....	6-2
D9	a	L	64-73	at Vanderbilt.....	25/v....	6-3
D18	h	W	92-52	Centenary.....		7-3
D22	h	W	78-69	Georgia.....		8-3
D28	h	W	85-55	Troy.....		9-3
D30	h	W	87-43	St. Francis, Pa.....		10-3
J3	h	W	97-46	Winston-Salem State.....		11-3
J6	a	L	74-75	at Clemson.....	23/18.....	11-4
J10	h	W	74-63	Duke.....	11/11.....	12-4
J13	h	W	88-80	Florida State.....		13-4
J20	a	L	61-77	at North Carolina.....	4/4.....	13-5
J24	a	L	65-80	at Maryland.....		13-6
J28	h	L	65-73	Virginia Tech.....	24/23.....	13-7
J30	a	L	75-85	at Wake Forest.....		13-8
F3	h	W	80-62	Clemson.....	25/21.....	14-8
F6	h	W	74-65	NC State.....		15-8
F11	h2	W	65-52	Connecticut.....		16-8
F13	a	W	63-57	at Florida State.....		17-8
F18	a	L	62-71	at Duke.....		17-9
F21	h	W	75-61	Wake Forest.....		18-9
F24	a	L	69-75	at Virginia.....	24/v....	18-10
M1	h	W	84-77	North Carolina.....		8/8....
M4	h	W	74-60	Boston College.....		20-10
M8	n2	L	112-114	Wake Forest (ot).....		20-11
M16	n3	L	63-67	UNLV.....	19/18....	20-12

h1 - ACC/Big Ten Challenge; h2 - Georgia Dome, Atlanta, Ga.; n1 - EA Sports Maui Invitational (Lahaina Civic Center, Lahaina, Maui); n2 - ACC Tournament, St. Pete Times Forum, Tampa, Fla.; n3 - NCAA Midwest First Round, United Center, Chicago, Ill.

2007-08 (15-17, ACC 7-9/T-7th)

Home: 6-7, Away: 6-8, Neutral: 3-2

Date	Site	Result	Opponent.....	TR.....	OR.....	Rec
N2	h	W	126-86	Carson-Newman.....		exh
N9	h	L	74-83	UNC-Greensboro.....		0-1
N11	a	W	99-85	Tennessee State.....		1-1
N16	n1	W	82-77	Charlotte.....		2-1
N18	n1	L	73-79	Winthrop.....		2-2
N19	n1	W	70-69	Notre Dame.....		3-2
N27	a	L	79-83	Indiana.....	15/15.....	3-3
D1	a	L	79-92	Vanderbilt.....		3-4
D5	a	W	72-67	Georgia State.....		4-4
D18	h	L	66-71	Kansas.....	3/3....	4-5
D22	h	W	86-41	Centenary.....		5-5
D27	h	W	83-63	Tennessee Tech.....		6-5
D30	h	L	64-66	Florida.....		6-6
J6	h	W	77-64	Presbyterian.....		7-6
J9	a	L	72-79	Georgia.....		7-7
J12	a	L	68-78	Miami.....	25/v....	7-8
J16	h	L	82-83	North Carolina.....	1/1....	7-9
J19	h	W	81-70	Virginia Tech.....		8-9
J23	a	W	77-74	NC State.....		9-9
J27	a	W	92-82	Virginia (ot).....		10-9
F2	h	L	86-88	Maryland.....		10-10
F6	a	W	89-83	Wake Forest.....		11-10
F9	a	L	68-80	Connecticut.....	19/19.....	11-11
F14	a	L	67-82	Clemson.....		11-12
F17	h	L	63-64	Miami.....		11-13
F23	a	L	84-92	Virginia Tech.....		11-14
F27	a	L	58-71	Duke.....	7/6....	11-15
M1	h	W	87-79	Wake Forest (ot).....		12-15
M3	h	L	74-76	Virginia.....		12-16
M6	h	W	80-75	Clemson.....	24/v....	13-16
M8	a	W	86-78	Boston College.....		14-16
M13	n2	W	94-76	Virginia.....		15-16
M14	n2	L	70-82	Duke.....	7/7....	15-17

a1 - ACC/Big Ten Challenge; n1 - Paradise Jam, St. Thomas, U.S. Virgin Islands; n2 - ACC Tournament, Bobcats Arena, Charlotte, N.C.

2008-09 (12-19, ACC 2-14/12th)

Home: 9-8, Away: 2-10, Neutral: 1-1

Date	Site	Result	Opponent.....	TR.....	OR.....	Rec
N7	h	W	85-54	Le Moyne.....		exh
N14	h	W	92-47	Winston-Salem State.....		1-0
N22	a	W	82-76	Mercer (ot).....		2-0
N25	h	W	74-47	Arkansas-Pine Bluff.....		3-0
N28	h	W	79-76	Jacksonville.....		4-0
D3	h1	L	83-85	Penn State.....		4-1
D6	h	W	63-51	Vanderbilt.....		5-1
D14	h	L	60-66	Illinois-Chicago.....		5-2
D17	h	W	84-64	Georgia State.....		6-2
D20	a	W	86-58	Pepperdine.....		7-2
D22	a	L	57-76	Southern California.....		7-3
D28	h	L	84-88	Virginia (ot).....		7-4

D30	h	W	63-58	Tennessee State.....		8-4
J3	a	L	77-88	Alabama.....		8-5
J6	h	W	67-62	Georgia.....		9-5
J10	a	L	61-68	Maryland.....		9-6
J14	h	L	56-70	Duke.....	3/2....	9-7
J17	a	L	71-76	NC State (ot).....		9-8
J20	h	L	76-80	Boston College (ot).....		9-9
J25	a	L	59-73	Clemson.....	10/9....	9-10
J31	h	W	76-74	Wake Forest.....	6/4....	10-10
F5	a	L	58-62	Florida State.....		10-11
F8	h	L	56-57	Maryland.....		10-12
F11	a	L	71-76	Virginia Tech.....		10-13
F14	h	L	65-86	NC State.....		10-14
F18	a	L	69-87	Wake Forest.....	8/8....	10-15
F22	h	L	73-81	Clemson.....	13/13....	10-16
F28	a	L	74-104	North Carolina.....	4/5....	10-17
M4	h	W	78-68	Miami.....		11-17
M7	a	L	66-67	Boston College.....		11-18
M12	n1	W	86-81	Clemson.....	17/18....	12-18
M13	n1	L	62-64	Florida State.....	22/22....	12-19

h1 - ACC/Big Ten Challenge; n1 - ACC Tournament, Georgia Dome, Atlanta, Ga.

2009-10 (23-13, ACC 7-9/7th)

Home: 14-2, Away: 3-8, Neutral: 6-3

NCAA Tournament Second Round

Date	Site	Result	Opponent	TR	OR	Rec
N8	h	W 84-76	IUPUI (ot).....			exh
N14	h	W 100-59	Florida A&M.....	22/20.....		1-0
N19	n1	L 59-63	Dayton.....	21/19.....	18/21....	1-1
N20	n1	W 70-62	George Mason.....	21/19.....		2-1
N22	n1	W 85-67	Boston University.....	21/19.....		3-1
N27	h	W 85-74	Mercer.....	v/25....		4-1
D2	h	W 74-61	Siena.....	v/23....		5-1
D5	h	W 79-53	Southern California.....	v/23....		6-1
D14	a	W 95-64	at Chattanooga.....	22/15.....		7-1
D16	h	W 65-53	Arkansas-Pine Bluff.....	22/15.....		8-1
D20	h	L 59-66	Florida State (ot).....	22/15.....		8-2
D22	h	W 80-55	Kennesaw State.....	v/22.....		9-2
D29	h	W 78-43	Winston-Salem State.....	v/20.....		10-2
J2	a	W 76-67	at Charlotte.....	v/20.....		11-2
J5	h	L 66-73	at Georgia.....	20/17.....		11-3
J9	h	W 71-67	Duke.....	20/17.....	5/5.....	12-3
J13	h	L 75-82	at Virginia.....	20/18.....		12-4
J16	h	W 73-71	at North Carolina.....	20/18.....	12/13.....	13-4
J19	h	W 66-64	Clemson.....	19/18.....	17/16.....	14-4
J24	h	L 66-68	at Wake Forest.....	19/18.....		14-5
J28	h	W 79-58	Wake Forest.....	22/22.....		15-5
J30	h	W 98-50	Kentucky State.....	22/22.....		16-5
F4	h	L 67-86	at Duke.....	21/19.....	10/9.....	16-6
F6	h	W 73-71	NC State.....	21/19.....		17-6
F10	a	L 62-64	at Miami.....	20/20.....		17-7
F13	a	L 64-75	at Wake Forest.....	20/20.....		17-8
F16	h	W 68-51	North Carolina.....			18-8
F20	a	L 75-76	at Maryland.....			18-9
F22	h	W 73-68	Boston College.....			19-9
M27	h	L 80-91	at Clemson.....			19-10
M6	h	L 82-88	Virginia Tech.....			19-11
M11	n2	W 62-58	North Carolina.....			20-11
M12	n2	W 69-64	Maryland.....	19/19.....		21-11
M13	n2	W 57-54	NC State.....			22-11
M14	n2	L 61-65	Duke.....	4/4.....		22-12
M19	n3	W 64-59	Oklahoma State.....			23-12
M21	n3	L 66-75	Ohio State.....	5/7.....		23-13

ALL-TIME SCORES

WINNING STREAKS

Overall: 15 games, 12-2-85 (at St. Louis) through 1-21-86 (Duke). Ended by North Carolina (1-25-86)

Start of Season: 12 games, 11-18-03 (Louisiana-Lafayette) through 12-29-03 (VCU). Ended by Georgia (1-3-04)

Home: 16 games, 2-23-63 (Georgia) through 2-18-64 (Tennessee). Ended by Auburn (12-1-64).

Away: 5 games, 12-2-85 (St. Louis) through 1-18-86 (Clemson); 12-3-62 (Furman) through 1-12-63 (Mississippi); 2-7-59 (Tulane) through 12-10-59 (South Carolina); 2-23-70 (Tulane) through 1-9-71 (Tulane).

ACC: 9 games, 2-27-85 (North Carolina) through 1-21-86 (Duke). Ended by North Carolina (1-25-86).

ACC Home: 9 games, 3-2-95 (Florida State) through 3-3-96 (Clemson). Includes the Omni which was Tech's homecourt early in 1996 while AMC was being renovated

ACC at Alexander Memorial Coliseum: 8 games, 2-6-85 (Duke) through 3-2-86 (Clemson); 2-19-94 (Wake Forest) through 2-4-95 (Maryland).

ACC Away: 3 games, 1-23-85 (Clemson) through 2-2-85 (Maryland); 2-10-96 (North Carolina) through 2-28-96 (Florida State); 2-19-04 (Maryland) through 3-3-04 (Duke); 1-23-08 (NC State) through 2-6-08 (Wake Forest)

RECORD BY DECADE

Period	*Yrs	Games	Won	Lost	Pct.
1900-09	2	10	3	7	.300
1910-19	2	16	8	8	.500
1920-29	10	186	92	94	.495
1930-39	10	175	96	79	.549
1940-49	10	197	104	93	.528
1950-59	10	248	110	138	.444
1960-69	10	259	151	108	.583
1970-79	10	270	132	138	.489
1980-89	10	298	165	133	.554
1990-99	10	316	188	128	.595
2000-09	10	315	167	148	.530
2010-present	4	129	63	66	.488
All-time	98	2,419	1,279	1,140	.528

*Actual number of seasons played during decade.

TECH'S MOST FREQUENT NON-ACC FOES

(20 or more meetings)

Alabama*	28-40
Auburn*	61-53
Florida*	26-20
Georgia*	103-86
Kentucky*	15-56
Louisville	13-15
Mercer	28-17
Mississippi State*	16-13
South Carolina	24-18
Tennessee*	27-42
Tulane*	36-33
Vanderbilt*	33-38

*denotes SEC member while Tech was also a member (1932-64)

F26	a	L	74-79	NC State.....	11-17
M3	a	W	80-54	Wake Forest.....	12-17
M6	h	W	66-57	Miami.....	13-17
M10	n3	L	43-59	Virginia Tech.....	13-18

h1 - Legends Classic; n1 - Legends Classic, Boardwalk Hall, Atlantic City, N.J.; n2 - Battle at Atlantis, Paradise Island, Bahamas; n3 - ACC Tournament, Greensboro Coliseum, Greensboro, N.C.

BRIAN GREGORY

Oakland '90

Record: 11-20 (.355)

2011-12 (1 season)



HOME GAMES AT THE ARENA AT GWINNETT AND PHILIPS ARENA

2011-12 (11-20, ACC 4-12/T-11th)

Home: 7-8, Away: 3-9, Neutral: 1-3

Date	Site	Result	Opponent.....	TR.....	OR.....	Rec
N11	h1	W 92-59	Florida A&M.....			1-0
N14	h1	W 70-52	Delaware State.....			2-0
N17	n1	L 53-66	St. Joseph's.....			2-1
N18	n1	W 73-60	VCU.....			3-1
N20	n1	L 50-59	LSU.....			3-2
N23	h1	W 72-44	Siena.....			4-2
N29	h2	L 60-76	Northwestern.....			4-3
D3	a	L 52-57	Tulane.....			4-4
D7	a	W 68-56	Georgia.....			5-4
D10	a	W 65-45	Savannah State.....			6-4
D19	h1	W 65-54	Alabama A&M.....			7-4
D22	h1	L 59-65	Mercer.....			7-5
D29	a	L 66-72	Fordham.....			7-6
J3	h2	L 48-73	Alabama.....			7-7
J7	h2	L 74-81	Duke.....	5/3.....		7-8
J11	a	W 82-71	NC State.....			8-8
J15	a	L 50-61	Maryland.....			8-9
J19	h2	L 38-70	Virginia.....	15/17.....		8-10
J21	a	L 62-64	Clemson.....			8-11
J24	h2	L 49-64	Miami.....			8-12
J29	a	L 81-93	North Carolina.....	7/8.....		8-13
F1	a	L 54-68	Florida State.....	21/24.....		8-14
F4	h2	W 51-47	Boston College.....			9-14
F9	h2	L 52-61	NC State.....			9-15
F15	a	L 50-59	Wake Forest.....			9-16
F18	a	L 73-74	Virginia Tech (ot).....			9-17
F21	h2	L 37-56	Clemson.....			9-18
F25	h2	W 63-61	Maryland.....			10-18
F29	a	L 52-56	Boston College.....			10-19
M3	h2	W 69-62	Wake Forest.....			11-19
M8	n2	L 36-54	Miami.....			11-20

h1 - Arena at Gwinnett; h2 - Philips Arena; n1 - TD Arena, Charleston, S.C. (Charleston Classic); n2 - ACC Tournament, Philips Arena, Atlanta, Ga.

TECH BEGINS PLAYING HOME GAMES AT McCAMISH PAVILION

2012-13 (16-15, ACC 6-12/T-9th)

Home: 11-6, Away: 3-7, Neutral: 2-2

Date	Site	Result	Opponent.....	TR.....	OR.....	Rec
N9	h	W 79-61	Tulane.....			1-0
N14	h	W 52-38	Presbyterian.....			2-0
N22	n1	W 54-36	Rice.....			3-0
N23	n1	L 57-68	California.....			3-1
N25	n1	W 65-56	Saint Mary's.....			4-1
N28	a	L 62-75	Illinois.....	22.....	22.....	4-2
D4	h	W 62-54	Georgia.....			5-2
D8	h	W 73-66	UNC-Wilmington.....			6-2
D17	h	W 75-41	Alabama State.....			7-2
D22	h	W 73-41	The Citadel.....			8-2
D29	h	W 73-48	Fordham.....			9-2
J2	h	W 74-58	Chattanooga.....			10-2
J5	h	L 49-62	Miami.....			10-3
J9	a	L 70-83	NC State.....	20.....	21.....	10-4
J12	h	L 65-70	Virginia Tech (ot).....			10-5
J17	a	L 57-73	Duke.....	3.....	3.....	10-6
J23	a	L 63-79	North Carolina.....			10-7
J26	h	W 82-62	Wake Forest.....			11-7
J29	a	L 60-63	Clemson.....			11-8
F3	h	W 66-60	Virginia.....			12-8
F5	h	L 54-56	Florida State.....			12-9
F9	a	W 64-54	Virginia Tech.....			13-9
F14	h	L 53-56	Clemson.....			13-10
F16	a	W 57-56	Wake Forest.....			14-10
F19	h	L 58-70	North Carolina.....			14-11
F24	a	L 54-82	Virginia.....			14-12
F27	h	W 78-68	Maryland.....			15-12
M3	h	L 57-70	NC State.....			15-13
M6	a	W 71-69	Miami.....	6.....	7.....	16-13
M9	a	L 72-74	Boston College.....			16-14
M14	n2	L 64-84	Boston College.....			16-15

n1 - Anaheim Convention Center, Anaheim, Calif. (DirectTV Classic); n2 - ACC Tournament, Greensboro (N.C.) Coliseum.

Tech at Off-Campus Atlanta Venues

Philips Arena

12-1-99	Michigan ²	L, 77-80
12-11-99	Stanford ¹ (ot)	L, 61-64 (ot)
12-9-00	Kentucky ¹	W, 86-84
12-16-01	Syracuse ¹	W, 96-80
12-15-02	Tennessee ¹	L, 69-70
12-13-03	Saint Louis ¹	W, 75-62
12-11-04	Air Force ¹	W, 64-42
11-29-11	Northwestern	L, 60-76
1-3-12	Alabama	L, 48-73
1-7-12	Duke	L, 74-81
1-19-12	Virginia	L, 38-70
1-24-12	Miami	L, 49-64
2-4-12	Boston College	W, 51-47
2-9-12	NC State	L, 52-61
2-21-12	Clemson	L, 37-56
2-25-12	Maryland	W, 63-61
3-3-12	Boston College	W, 69-62
3-8-12	Miami ⁴	L, 36-54

Arena at Gwinnett Center

11-11-11	Florida A&M	W, 92-59
11-14-11	Delaware State	W, 70-52
11-23-11	Siena	W, 72-44
12-19-11	Alabama A&M	W, 65-54
12-22-11	Mercer	L, 59-66

Georgia Dome

12-19-92	Louisville ¹	W, 87-85
12-18-93	Vanderbilt ¹	W, 86-77
12-17-94	Louisville ¹	L, 72-77
11-15-95	Manhattan ³	W, 87-67
11-17-95	Oklahoma ³	W, 83-72
12-16-95	Louisville ¹	W, 88-77
12-21-96	Kentucky ¹	L, 59-88
12-20-97	Louisville ¹	W, 94-86
12-13-98	Kentucky ¹	L, 39-80
3-9-01	Virginia ⁴	W, 74-69
3-10-01	North Carolina ⁴	L, 63-70
2-11-07	Connecticut	W, 65-52
3-12-09	Clemson ⁴	W, 86-81
3-13-09	Florida State ⁴	L, 62-64

¹Chick-fil-A Classic for Kids

²ACC-Big Ten Challenge

³Pre-Season NIT

⁴ACC Tournament

Tech at Non-BCS Venues Since 2000

Date	Opponent	Conference	Result
12/29/11	Fordham	A-10	L, 66-72
12/10/11	Savannah State	MEAC	W, 65-45
12/3/11	Tulane	C-USA	L, 52-57
12/22/10	Siena	MAAC	L, 57-62
11/15/10	Kennesaw State	A-Sun	L, 63-80
1/2/10	Charlotte	A-10	W, 76-67
12/14/09	Chattanooga	SoCon	W, 95-64
11/22/08	Mercer	A-Sun	W, 82-76 (ot)
11/11/07	Tennessee State	OVC	W, 99-85
1/10/06	Centenary	Summit	W, 85-69
12/28/05	Air Force	Mt. West	L, 46-54
11/22/04	Illinois-Chicago	Horizon	W, 60-59
11/23/03	Cornell	Ivy	W, 90-69
1/2/03	Tulane	C-USA	L, 66-80
2/16/02	Saint Louis	C-USA	W, 60-40

WINS OVER No. 1

GEORGIA TECH VS. No. 1 (8-34)

Date	Opponent	Opp	GT	Result
2-19-49	Kentucky	1-na	nr	aL, 32-78
2-9-51	Kentucky	1-1	nr	aL, 42-75
3-2-51	Kentucky (SEC)	1-1	nr	nL, 56-82
2-9-52	Kentucky	1-1	nr	aL, 42-93
2-28-52	Kentucky (SEC)	1-1	nr	nL, 59-80
1-9-54	Kentucky	1-1	nr	aL, 53-105
2-2-54	Kentucky	1-1	nr	aL, 48-99
1-8-55	Kentucky	1-1	nr	aW, 59-58
1-31-55	Kentucky	1-1	nr	hW, 65-59
1-3-59	Kentucky	1-1	nr	aL, 62-72
1-26-59	Kentucky	1-1	nr	hL, 70-94
1-4-64	Kentucky	1-1	nr	hW, 67-76
12-29-66	UCLA	1-1	nr	aL, 72-91
1-7-80	Duke	1-1	nr	aL, 42-55
2-16-81	Virginia	1-1	nr	aL, 42-83
1-23-82	North Carolina	1-1	nr	hL, 54-66
2-15-82	Virginia	1-1	nr	hL, 52-56
3-4-82	North Carolina (ACC)	1-1	nr	nL, 39-55
1-28-84	North Carolina	1-1	nr	aL, 61-73
2-29-84	North Carolina	1-1	nr	hL, 56-69
3-23-85	Georgetown (NCAA)	1-1	6-6	nL, 54-60
1-25-86	North Carolina	1-1	4-3	aL, 77-85
2-4-86	North Carolina (ot)	1-1	2-2	hL, 77-78
3-9-86	Duke (ACC)	1-1	6-6	nL, 67-68
1-24-87	North Carolina	2-1	nr	aL, 55-92
1-11-92	Duke	1-1	14-15	aL, 84-97
2-12-92	Duke	1-1	nr-24	hL, 62-71
3-14-92	Duke (ACC)	1-1	nr	nL, 76-89
1-10-93	Duke	1-1	10-11	hW, 80-79
3-14-93	North Carolina (ACC)	1-1	nr	nW, 77-75
1-12-94	North Carolina	1-1	17-18	hW, 89-69
2-12-94	North Carolina	1-1	nr	aW, 96-89
2-12-95	North Carolina	1-1	18-15	hL, 81-85
1-8-98	North Carolina	1-1	nr	aL, 75-96
2-1-98	Duke	1-1	nr	aL, 69-90
2-25-98	Duke	1-1	nr	hL, 53-76
1-10-02	Duke	2-1	nr	aL, 79-104
2-9-02	Duke	1-1	nr	hL, 63-95
11-26-03	Connecticut	1-1	nr	nW, 77-61
1-31-04	Duke	1-1	nr	hL, 74-82
2-22-06	Duke	1-1	nr	hL, 66-73
1-16-08	North Carolina	1-1	nr	hL, 82-83

AP-UPI through 1990-91, AP-USA Today beginning in 1991-92.

NOTE: Georgia Tech ranks fourth all-time in wins vs. AP No. 1-ranked teams behind UNC (12), UCLA (10) and Maryland (9). Duke also has eight.

Tech 59, Kentucky 58 - Jan. 8, 1955

Joe Helms' jump shot with 11 seconds to play gave Georgia Tech a stunning 59-58 upset over No. 1-ranked Kentucky at Memorial Coliseum, ending the Wildcats' 129-game home winning streak. Kentucky had not lost a Southeastern Conference game in 16 years and were riding a 32-game winning streak, but trailed 26-23 at the half and 38-30 in the second half. Still, the Wildcats led by three with 1:14 left. After Kentucky missed a pair of free throws, Tech's Bobby Kimmel was fouled on the rebound and hit two free throws to pull the Jackets within one. With Kentucky's Bill Evans trying to run out the clock, Kimmel tied him up and Helms snatched the ball and then let fly with the winning shot.

Tech 65, Kentucky 59 - Jan. 31, 1955

Just 23 days after stunning No. 1 Kentucky on its homecourt, Georgia Tech again downed the mighty Wildcats, 65-59, at Heisman Gym. Tech's backcourt of Bobby Kimmel and Joe Helms combined for 44 points, and the Yellow Jackets connected on 25 free throws to just five for the Wildcats. Tech never trailed in the game, jumping to a 15-8 lead in the early going. Kentucky pulled within 18-16 but could get no closer as the Jackets took a 32-24 lead into the intermission. In the second half, Tech went ahead by as many as 14 points, leading 58-44 with six minutes to play.

Tech 76, Kentucky 67 - Jan. 4, 1964

Kentucky native R.D. Craddock scored 25 points as Georgia Tech shocked the top-ranked Wildcats, 76-67, at Alexander Memorial Coliseum. Charlie Spooner added 16 points and Mick Stenftenagel 15 for the Jackets as Tech head coach Whack Hyder recorded his ninth victory over Adolph Rupp's Wildcats, including three wins over No. 1-ranked Kentucky teams. Craddock, who was 5-for-8 from the field and 15-for-17 from the foul line, scored 19 points in the second half as Tech rallied from a 32-30 halftime deficit to lead by as many as 13 points. Leading 48-43, Tech scored seven straight points on field goals by Craddock and Jim Caldwell and three free throws by Bill Edison, to go up 55-43 with 10:35 to play and then held off the Wildcats with free throw shooting, hitting 17 in a row in one stretch.

Tech 80, Duke 79 - Jan. 10, 1993

Freshman Drew Barry came off the bench to record 11 points, five assists and four steals, as No. 10 Georgia Tech knocked off No. 1-ranked Duke, 80-79, at Alexander Memorial Coliseum, ending a 23-game winning streak for the defending national champions. Barry and freshman Martice Moore combined for 15 of Tech's 19 points during a second half stretch in which the Jackets took a 76-74 lead with 1:04 to go. Tech began the game with a 12-0 run and led by as many as 14 in the first half before Duke pulled within 44-37 at the

half. The Blue Devils led 60-59 when Moore's three-pointer put Tech ahead 62-60 with 8:47 left. Duke tied the score three times after that but never led.

Tech 77, North Carolina 75 - Mar. 14, 1993

James Forrest had 27 points and 10 rebounds to lead Georgia Tech to a 77-75 victory over top-ranked North Carolina in the championship game of the ACC Tournament at the Charlotte (N.C.) Coliseum. The Tar Heels led by one point midway through the second half when Forrest ignited an 11-0 run that put Tech up 66-58 with six minutes to play. Forrest hit 11 of 19 field goals against the Heels as he averaged 26.7 points and shot 69 percent for the tournament.

Tech 89, North Carolina 69 - Jan. 12, 1994

Travis Best had 27 points, nine assists and only one turnover and James Forrest added 22 points as Georgia Tech downed its third straight No. 1-ranked team with an 89-69 upset over North Carolina at Alexander Memorial Coliseum. After leading by as many as 13 in the first half, Tech held a 38-35 advantage at the intermission. The score was tied at 44-44 with 16 minutes to play when Fred Vinson came off the bench to hit three three-pointers and another long jumper, helping Tech build a 66-56 lead with 8:03 remaining.

Tech 96, North Carolina 89 - Feb. 12, 1994

Fred Vinson scored a career-high 26 points, 24 of them on eight three-pointers, and James Forrest added 25 points and 17 rebounds as Georgia Tech knocked off a No. 1 ranked team for the fourth straight time with a 96-89 win at North Carolina. Tech hit a school-record 15 three-pointers in defeating a top-ranked Tar Heel team for the third time in less than a year. Tech trailed by 15 points in the first half and stayed close only by nailing nine treys, five by Vinson. Trailing 48-41, Tech opened the second half with three straight threes. Travis Best gave Tech the lead for good, 85-84, with 1:54 left when he drained a 15-footer as the shot clock expired, and the Jackets hit nine of 10 free throws in the final minute to seal the win.

Tech 77, Connecticut 61 - Nov. 26, 2003

In the semifinals of the Preseason NIT in Madison Square Garden, Georgia Tech made the most of its pressure defense to create turnovers and fast-break opportunities to create the runaway victory. B.J. Elder and Isma'il Muhammad led the way with 22 points each, while the Yellow Jackets held the Huskies' All-Americans, guard Ben Gordon and center Emeka Okafor, to 22 total points between them. UConn managed to shoot just 37.9 percent from the floor, made just 1 of 10 three-point attempts and 10 of 30 free throw tries. Tech finished the first half with a 7-2 run for a 42-35 lead, then extended the advantage to as many as 19 in the second half while holding the Huskies to just 26 points after intermission.



AT LEFT, BOBBY CREMINS EXHORTS THE ALEXANDER MEMORIAL COLISEUM CROWD DURING THE CLOSING MOMENTS OF TECH'S 80-79 UPSET OF THE No. 1-RANKED BLUE DEVILS IN 1993.

TECH IN THE NATIONAL RANKINGS

1959-60

Date	AP	UPI	W-L
Final	8	22-6	

1962-63

Date	AP	UPI	W-L
Dec. 24	18	5-0	
Dec. 31	13	7-0	
Jan. 7	7	9-0	
Jan. 14	7	6	11-0
Jan. 21	7	6	12-1
Jan. 28	6	6	14-1
Feb. 4	6	6	16-1
Feb. 11	10	9	17-3
Feb. 18	10	10	18-4
Feb. 25	10	12	20-4

1977-78

Date	AP	UPI	W-L
Feb. 27	18	14-11	

1983-84

Date	AP	UPI	USA	W-L
Jan. 17	25	11-2		
Jan. 24	19	13-2		
Jan. 31	18	16	14-4	
Feb. 7	18	16	15-5	
Feb. 14	24	15-7		

1984-85

Date	AP	UPI	USA	W-L
Dec. 4	15	14	14	3-0
Dec. 11	12	14	11	3-0
Dec. 18	13	13	10	4-1
Jan. 8	9	10	10	10-2
Jan. 15	17	15	15	11-3
Jan. 22	16	17	15	13-3
Jan. 29	8	9	9	15-3
Feb. 5	10	7	8	16-4
Feb. 12	6	7	5	18-4
Feb. 19	8	9	9	18-5
Feb. 26	10	13	12	19-6
Mar. 12	6	6	6	24-7
Final	6	6	4	27-8

1985-86

Date	AP	UPI	USA	W-L
Preseason	1	2	1	0-0
Nov. 25	2	2	2	0-0
Dec. 2	5	4	5	1-1
Dec. 9	7	6	5	4-1
Dec. 16	7	7	5	4-1
Dec. 23	7	6	6	7-1
Dec. 30	6	6	6	9-1
Jan. 6	5	5	5	11-1
Jan. 13	5	5	5	14-1
Jan. 20	4	3	2	15-1
Jan. 27	3	3	3	16-2
Feb. 3	2	2	2	17-2
Feb. 10	5	5	4	18-4
Feb. 17	5	5	4	19-4
Feb. 24	4	7	4	21-4
Final	6	6	6	23-5

1986-87

Date	AP	UPI	USA	W-L
Preseason	6	10	13	0-0
Dec. 1	15	18	1-1	
Dec. 8	16	17	3-1	
Dec. 15	15	15	3-2	
Dec. 22	19	19	5-2	
Dec. 29	18	20	6-2	
Jan. 5	19	19	7-3	
Jan. 12	24	24	7-4	
Jan. 19	23	23	9-4	
Jan. 26	9	9	9-7	
Feb. 2	11	11	11-7	
Feb. 9	13	13	13-7	
Feb. 16	23	23	15-7	
Feb. 23	16	16	16-9	
Mar. 2	16	16	16-11	

1987-88

Date	AP	UPI	USA	W-L
Preseason	18	19	16	0-0
Nov. 30	20	20	1-1	
Dec. 7	20	20	3-1	
Dec. 14	19	19	4-1	
Dec. 21	20	22	6-1	
Dec. 28	6	6	6-2	
Jan. 4	9	9	9-2	
Jan. 11	23	23	11-2	
Jan. 18	12	12	12-3	
Jan. 25	13	13	13-4	
Feb. 1	14	14	14-5	
Feb. 8	15	15	15-6	
Feb. 15	22	22	17-6	
Feb. 22	20	16	15	19-6
Feb. 29	13	15	16	21-6

Mar. 7	18	18	18	21-8
--------	----	----	----	------

1988-89

Date	AP	UPI	USA	W-L
Preseason	13	16	10	0-0
Nov. 21	14	16	12	0-0
Nov. 28	12	12	12	2-0
Dec. 5	12	12	10	3-0
Dec. 12	11	11	10	4-0
Dec. 19	16	16	17	4-1
Dec. 26	17	17	18	5-1
Jan. 2	19	16	19	7-2
Jan. 9	19	16	18	9-2
Jan. 16	20	24	10-4	
Jan. 23	19	21	11-5	
Jan. 30	23	23	12-6	
Feb. 6	20	20	19	14-6
Feb. 13	21	21	16-7	
Feb. 20	24	24	17-8	
Feb. 27	23	23	19-9	
Mar. 6	22	20	20-10	
Final	20	20	20-12	

1989-90

Date	AP	UPI	USA	W-L
Preseason	15	22	23	0-0
Nov. 27	21	19	21	1-0
Dec. 4	18	18	16	3-0
Dec. 11	15	16	15	4-0
Dec. 18	14	13	12	5-0
Dec. 25	14	13	12	6-0
Jan. 2	12	12	11	8-0
Jan. 8	9	9	9	10-0
Jan. 15	11	11	9	11-1
Jan. 22	11	11	6	12-2
Jan. 29	17	15	16	12-4
Feb. 5	16	15	14	14-4
Feb. 12	13	11	10	16-4
Feb. 19	8	6	6	19-4
Feb. 26	11	11	11	20-5
Mar. 5	14	13	13	21-6
Mar. 12	9	7	8	24-6
Final	3	3	28-7	

1990-91

Date	AP	UPI	USA	W-L
Preseason	16	17	15	0-0
Nov. 27	14	14	14	1-0
Dec. 4	20	20	19	2-1
Dec. 11	23	21	19	3-2
Jan. 1	24	25	7-3	
Jan. 8	24	22	25	9-3
Jan. 22	25	25	10-5	
Jan. 29	23	22	25	12-5

1991-92

Date	AP	UPI	USA	W-L
Preseason	23	24	0-0	
Nov. 25	18	18	2-0	
Dec. 2	17	16	3-1	
Dec. 9	13	13	5-1	
Dec. 16	13	13	6-1	
Dec. 23	13	13	7-2	
Dec. 30	15	11	8-2	
Jan. 6	14	15	11-2	
Jan. 13	16	14	12-3	
Jan. 20	18	17	13-4	
Jan. 27	20	18	14-5	
Feb. 3	24	20	15-6	
Feb. 10	24	24	16-7	
Final	21	23	12	

1992-93

Date	AP	UPI	USA	W-L
Preseason	14	15	0-0	
Nov. 24	14	15	0-0	
Nov. 30	13	15	0-0	
Dec. 7	17	17	1-1	
Dec. 14	17	16	2-1	
Dec. 21	16	15	4-1	
Dec. 28	14	13	5-1	
Jan. 4	10	11	7-1	
Jan. 11	8	8	9-1	
Jan. 18	16	16	9-3	
Jan. 25	18	17	10-4	
Feb. 1	22	22	11-5	
Feb. 8	24	24	12-6	
Mar. 15	18	20	19-10	

1993-94

Date	AP	UPI	USA	W-L
Preseason	14	15	0-0	
Nov. 22	13	15	0-0	
Nov. 29	16	17	0-1	
Dec. 6	17	17	3-1	
Dec. 13	14	14	4-1	
Dec. 20	14	15	6-1	
Dec. 27	15	15	7-1	
Jan. 3	12	13	9-1	
Jan. 10	17	18	9-3	

Jan. 17	17	17	10-4
Jan. 24	21	19	11-5
Feb. 14	25	13-9	
Feb. 21	23	14-9	

1994-95

Date	AP	UPI	USA	W-L
Preseason	23	22	0-0	
Nov. 21	22	22	0-0	
Nov. 28	20	19	1-0	
Dec. 5	17	15	4-0	
Dec. 12	14	13	5-0	
Dec. 19	18	19	6-1	
Dec. 26	17	16	7-1	
Jan. 2	24	20	8-3	
Jan. 9	22	17	9-4	
Jan. 16	22	18	9-5	
Jan. 23	21	21	11-6	
Jan. 30	21	20	13-6	
Feb. 6	18	15	15-6	
Feb. 13	20	17	15-8	
Feb. 20	24	22	16-9	

1995-96

Date	AP	UPI	USA	W-L
Preseason	27	35	0-0	
Nov. 20	25	20	2-0	
Nov. 27	20	20	3-1	
Dec. 4	16	15	5-1	
Dec. 11	19	20	5-2	
Dec. 18	21	18	6-3	
Jan. 29	25	13	13-8	
Feb. 19	23	22	16-10	
Feb. 26	18	20	18-10	
Mar. 4	18	18	20-10	
Mar. 11	13	15	22-11	
Final	13	13	24-12	

1997-98

Date	AP	UPI	USA	W-L
Dec. 1	22	23	4-0	
Dec. 8	24	23	5-1	
Dec. 22	23	23	7-2	

2003-04

Date	AP	UPI	USA	W-L
Dec. 1	13	15	5-0	
Dec. 8	10	11	7-0	
Dec. 15	5	6	8-0	
Dec. 22	4	4	10-0	
Dec. 29	3	3	11-0	
Jan. 5	8	8	12-1	
Jan. 12	12	14	12-2	
Jan. 19	11	13	14-2	
Jan. 26	14	16	15-3	
Feb. 2	15	16	16-4	
Feb. 9	15	16	17-5	
Feb. 16	18	16	18-6	
Feb. 23	18	20	19-7	
Mar. 1	19	22	20-8	
Mar. 8	14	18	22-8	
Mar. 15	14	15	23-9	
Apr. 6 (final)	14	3	28-10	

2004-05

Date	AP	UPI	USA	W-L
Preseason	3	4	0-0	
Nov. 15	3	4	0-0	
Nov. 22	3	3	1-0	
Nov. 29	4	4	3-0	
Dec. 6	3	3	5-0	
Dec. 13	3	3	6-0	
Dec. 20	9	9	7-1	
Dec. 27	9	9	8-1	
Jan. 3	9	10	9-2	
Jan. 10	8	8	11-2	
Jan. 17	12	15	11-4	
Jan. 24	22	21	11-5	
Jan. 31	25	23	12-6	
Mar. 14	25	25	19-11	
Apr. 5 (final)	25	nr	20-12	

*AP's final poll was released the Monday after conference tournaments

2006-07

Date	AP	UPI	USA	W-L
Preseason	23	21	0-0	
Nov. 13	23	21	1-0	
Nov. 20	19	19	3-0	
Nov. 27	21	24	5-1	
Dec. 4	25	nr	6-2	

Tech vs. Ranked Teams

Year	vs. Ranked Teams	vs. Top 10
1949-50	0-2	0-2
1950-51	0-4	0-4
1951-52	0-3	0-3
1952-53	0-1	0-1
1953-54	0-4	0-2
1954-55	3-2	2-0
1955-56	0-5	0-4
1956-57	1-4	0-4
1957-58	3-2	2-0
1958-59	2-6	0-4
1959-60	3-1	0-1
1960-61	0-3	0-1
1961-62	0-3	0-3
1962-63	4-1	2-1
1963-64	3-2	2-1
1964-65	0-2	0-0
1965-66	0-2	0-0
1966-67	1-2	1-1
1967-68	0-2	0-1
1968-69	0-3	0-1
1969-70	2-4	2-1
1970-71	0-4	0-1
1971-72	0-4	0-3
1972-73	0-4	0-3
1973-74	0-5	0-3
1974-75	0-6	0-3
1975-76	1-7	1-3
1976-77	2-6	1-1
1977-78	1-5	0-3
1978-79	0-0	0-0
1979-80	1-7	0-3
1980-81	0-11	0-7
1981-82	0-9	0-5
1982-83	0-6	0-5
1983-84	3-5	2-2
1984-85	12-3	7-3
1985-86	2-5	1-5
1986-87	2-7	0-4
1987-88	1-3	1-3
1988-89	2-7	2-4
1989-90	7-3	1-3
1990-91	6-6	2-3
1991-92	4-8	2-4
1992-93	7-6	5-4
1993-94	5-4	3-3
1994-95	3-9	2-4
1995-96	6-7	2-6
1996-97	0-11	0-5
1997-98	1-7	0-5
1998-99	1-8	1-6
1999-00	1-7	0-4
2000-01	5-9	3-5
2001-02	3-7	0-6
2002-03	2-6	1-3
2003-04	9-6	4-3
2004-05	2-8	2-7
2005-06	2-6	0-1
2006-07	4-6	1-2
2007-08	1-7	0-4
2008-09	2-6	1-4
2009-10	4-4	1-3
2010-11	0-2	0-1
2011-12	0-4	0-2
2012-13	1-3	1-1

TECH VS. THE CONFERENCES

America East

Albany (N.Y.).....	1-0
Binghamton.....	0-0
Hartford.....	0-0
Maine.....	1-0
Massachusetts-Lowell.....	0-0
Maryland-Baltimore Co.....	0-0
New Hampshire.....	0-0
Stony Brook.....	0-0
Vermont.....	0-0
Total.....	2-0

American Athletic

Central Florida (UCF).....	0-0
Cincinnati.....	3-8
Connecticut.....	2-2
Houston.....	2-0
Louisville.....	13-15
Memphis.....	4-3
Rutgers.....	2-2
South Florida.....	0-0
Southern Methodist.....	8-6
Temple.....	2-3
Total.....	36-39

Atlantic Coast

Boston College.....	9-8
Clemson.....	59-63
Duke.....	23-66
Florida State.....	27-37
Maryland.....	36-39
Miami.....	7-10
North Carolina.....	24-62
NC State.....	37-54
Notre Dame.....	6-2
Pittsburgh.....	5-0
Syracuse.....	2-2
Virginia.....	39-35
Virginia Tech.....	5-14
Wake Forest.....	38-37
Total.....	385-429

Atlantic Sun

East Tennessee State.....	3-1
Florida Gulf Coast.....	0-0
Jacksonville.....	5-5
Kennesaw State.....	2-1
Lipscomb.....	0-0
Mercer.....	28-17
North Florida.....	0-0
Northern Kentucky.....	0-0
USC Upstate.....	0-0
Stetson.....	1-1
Total.....	39-25

Atlantic 10

Dayton.....	0-2
Duquesne.....	1-0
Fordham.....	3-1
George Mason.....	1-0
George Washington.....	3-0
LaSalle.....	1-1
Massachusetts.....	0-1
Rhode Island.....	0-0
Richmond.....	5-4
St. Bonaventure.....	3-1
Saint Joseph's.....	0-2
Saint Louis.....	7-3
VCU.....	2-0
Total.....	26-15

Big East

Butler.....	0-0
Creighton.....	0-0
DePaul.....	2-2
Georgetown.....	2-4
Marquette.....	3-3
Providence.....	0-0
St. John's.....	4-4
Seton Hall.....	2-1
Villanova.....	3-0
Xavier.....	0-2
Total.....	16-16

Big Sky

Eastern Washington.....	0-0
Idaho State.....	3-1
Montana.....	0-0
Montana State.....	0-0
North Dakota.....	0-0
Northern Arizona.....	0-0
Northern Colorado.....	0-0
Portland State.....	0-0
Sacramento State.....	0-0
Southern Utah.....	0-0
Weber State.....	0-0
Total.....	3-1

Big South

Campbell.....	2-0
Charleston Southern.....	6-1
Coastal Carolina.....	4-0
Gardner-Webb.....	1-0
High Point.....	0-0
Liberty.....	0-0
Longwood.....	0-0
UNC Asheville.....	2-0
Presbyterian.....	8-0
Radford.....	1-0
VMI.....	6-2
Winthrop.....	1-1
Total.....	31-4

Big Ten

Illinois.....	1-7
Indiana.....	0-2
Iowa.....	1-1
Michigan.....	4-3
Michigan State.....	2-2
Minnesota.....	1-2
Nebraska.....	1-0
Northwestern.....	0-2
Ohio State.....	3-11
Penn State.....	1-2
Purdue.....	2-1
Wisconsin.....	1-1
Total.....	17-34

Big 12

Baylor.....	3-1
Iowa State.....	1-0
Kansas.....	1-5
Kansas State.....	0-0
Oklahoma.....	2-2
Oklahoma State.....	2-2
Texas.....	2-2
TCU.....	2-0
Texas Tech.....	3-3
West Virginia.....	2-1
Total.....	18-16

Big West

UC-Davis.....	0-0
UC-Irvine.....	0-0
UC-Riverside.....	0-0
Mercer.....	28-17
UC-Santa Barbara.....	0-0
Cal Poly.....	0-0
Cal State-Fullerton.....	0-0
Cal State-Northridge.....	0-0
Hawaii.....	2-2
Long Beach State.....	0-0
Total.....	2-2

Colonial

College of Charleston.....	5-1
Delaware.....	0-0
Drexel.....	0-0
Hofstra.....	2-1
James Madison.....	2-0
UNC Wilmington.....	4-0
Northeastern.....	0-0
Towson.....	0-0
William & Mary.....	6-1
Total.....	19-3

Conference USA

Alabama-Birmingham (UAB).....	0-0
Charlotte.....	6-1
East Carolina.....	3-1
Florida Atlantic.....	0-0
Florida International.....	0-0
Louisiana Tech.....	0-0
Marshall.....	0-0
Middle Tennessee State.....	0-0
North Texas.....	1-0
Old Dominion.....	2-0
Rice.....	10-5
Southern Mississippi.....	2-2
Texas-El Paso (UTEP).....	1-2
Texas-San Antonio.....	0-0
Tulane.....	36-33
Tulsa.....	0-0
Total.....	61-44

Horizon League

Cleveland State.....	0-0
Detroit.....	1-1
Illinois-Chicago.....	1-2
Oakland.....	0-0
Valparaiso.....	0-0
Wisconsin-Green Bay.....	0-0
Wisconsin-Milwaukee.....	0-0
Wright State.....	0-0
Youngstown State.....	1-0
Total.....	3-3

Ivy League

Brown.....	1-0
Columbia.....	1-0
Cornell.....	3-0
Dartmouth.....	0-0
Harvard.....	1-0
Pennsylvania.....	2-4
Princeton.....	0-0
Yale.....	0-2
Total.....	8-6

Metro Atlantic

Canisius.....	1-1
Fairfield.....	0-0
Iona.....	2-1
Manhattan.....	1-1
Marist.....	4-0
Monmouth.....	1-0
Niagara.....	1-0
Quinnipiac.....	0-0
Rider.....	0-2
St. Peter's.....	0-0
Siena.....	2-2
Total.....	12-7

Mid-American

Akron.....	0-0
Ball State.....	0-0
Bowling Green.....	0-1
Buffalo.....	0-0
Central Michigan.....	1-0
Eastern Michigan.....	0-0
Kent State.....	0-0
Miami (Ohio).....	0-0
Northern Illinois.....	0-0
Ohio.....	1-0
Toledo.....	0-0
Western Michigan.....	0-0
Total.....	2-1

Midwestern Athletic

Bethune-Cookman.....	1-0
Coppin State.....	0-0
Delaware State.....	2-0
Florida A&M.....	6-0
Hampton.....	0-0
Howard.....	3-0
Maryland-Eastern Shore.....	2-0
Morgan State.....	3-0
Norfolk State.....	0-0
North Carolina A&T.....	6-0
North Carolina Central.....	0-0
Savannah State.....	2-0
South Carolina State.....	2-0
Total.....	27-0

Missouri Valley

Bradley.....	0-3
Drake.....	0-0
Evansville.....	0-1
Illinois State.....	0-0
Indiana State.....	0-0
Loyola (Ill.).....	0-1
Missouri State.....	0-0
Northern Iowa.....	1-0
Southern Illinois.....	1-1
Wichita State.....	0-0
Total.....	2-6

Mountain West

Air Force.....	5-2
Boise State.....	0-0
Colorado State.....	1-0
Fresno State.....	0-0
Nevada.....	1-0
UNLV.....	0-2
New Mexico.....	0-0
San Diego State.....	0-0
San Jose State.....	0-0
Utah State.....	0-1
Wyoming.....	1-0
Total.....	8-5

Northeast

Bryant.....	0-0
Central Connecticut State.....	0-0
Fairleigh-Dickinson.....	0-0
Long Island.....	0-1
Mount St. Mary's.....	2-1
Robert Morris.....	0-0
Sacred Heart.....	0-0
St. Francis (N.Y.).....	1-0
St. Francis (Pa.).....	2-0
Wagner.....	0-0
Total.....	5-2

Ohio Valley

Austin Peay.....	1-0
Belmont.....	0-0
Eastern Illinois.....	1-0
Eastern Kentucky.....	0-0
Jacksonville State.....	0-0
Morehead State.....	2-0
Murray State.....	1-1
S.E. Missouri State.....	0-0
SIU-Edwardsville.....	0-0
Tennessee-Martin.....	0-0
Tennessee State.....	4-0
Tennessee Tech.....	3-0
Totals.....	12-11

Pac-12

Arizona.....	1-0
Arizona State.....	0-1
California.....	0-3
UCLA.....	1-3
Colorado.....	0-0
Oregon.....	1-1
Oregon State.....	0-0
Southern California.....	2-1
Stanford.....	1-2
Utah.....	0-0
Washington.....	2-1
Washington State.....	0-0
Total.....	8-12

Patriot League

American.....	0-0
Army.....	1-0
Boston University.....	3-0
Bucknell.....	0-0
Colgate.....	0-0
Holy Cross.....	0-0
Lafayette.....	3-0
Lehigh.....	0-0
Loyola (Md.).....	0-0
Navy.....	2-2
Total.....	9-2

Southeastern

Alabama.....	28-41
Arkansas.....	3-1
Auburn.....	61-63
Florida.....	27-20
Georgia.....	103-86
Kentucky.....	15-56
Louisiana State.....	14-21
Mississippi.....	11-8
Mississippi State.....	16-13
Missouri.....	1-0
South Carolina.....	24-18
Tennessee.....	27-42
Texas A&M.....	2-0
Vanderbilt.....	33-38
Total.....	365-397

Southern

Appalachian State.....	4-0
Chattanooga.....	16-2
Davidson.....	9-3
Elon.....	3-0
Furman.....	23-6
Georgia Southern.....	3-2
UNC Greensboro.....	2-1
Samford.....	4-0
The Citadel.....	6-0
Western Carolina.....	6-1
Wofford.....	12-2
Total.....	88-17

Southland

Abilene Christian.....	0-0
Central Arkansas.....	0-0
Houston Baptist.....	0-0
Lamar.....	0-0
McNeese State.....	0-0
New Orleans.....	1-0
Nicholls State.....	0-0
Northwestern State.....	0-0
Oral Roberts.....	0-0
Sam Houston State.....	0-0
Southeastern Louisiana.....	0-0
Stephen F. Austin.....	0-0
Texas A&M-Corpus Christi.....	0-0
Total.....	1-0

Southwestern Athletic

Alabama A&M.....	4-0
Alabama State.....	2-0
Alcorn State.....	2-0
Arkansas-Pine Bluff.....	3-0
Grambling State.....	1-0
Jackson State.....	2-0
Mississippi Valley State.....	0-0
Prairie View A&M.....	0-0
Southern.....	0-1
Texas Southern.....	0-0
Total.....	14-1

Summit League

Denver.....	0-0
IPFW.....	0-0
IUPUI.....	0-1
Nebraska-Omaha.....	0-0
North Dakota State.....	0-0
South Dakota.....	0-0
South Dakota State.....	0-0
Western Illinois.....	0-0
Total.....	0-1

Sun Belt

Arkansas-Little Rock.....	1-0
Arkansas State.....	0-0
Georgia State.....	17-2
Louisiana-Lafayette.....	1-0
Louisiana-Monroe.....	0-0
South Alabama.....	0-0
Texas-Arlington.....	0-0
Texas State.....	0-0
Troy.....	4-2
Western Kentucky.....	0-0
Total.....	23-4

West Coast

Brigham Young.....	1-0
Gonzaga.....	0-1
Loyola Marymount.....	1-0
Pacific.....	0-0
Pepperdine.....	2-0
Portland.....	0-0
Saint Mary's.....	1-0
San Diego.....	0-0
San Francisco.....	0-1
Santa Clara.....	0-1
Total.....	5-3

Western Athletic

Cal State-Bakersfield.....	0-0
Chicago State.....	0-0
Grand Canyon.....	0-0
Idaho.....	0-0
Missouri-Kansas City.....	0-0
New Mexico State.....	0-0
Seattle.....	0-0
Texas-Pan American.....	0-1
Utah Valley.....	0-0
Total.....	0-1

Independents

NJIT.....	0-0
-----------	-----

Former Division I Teams

Birmingham Southern.....	2-0
Centenary.....	3-0
Winston-Salem State.....	3-0

Record totals indicate cumulative record against the current membership of the conference.

SERIES HISTORY VS. ALL OPPONENTS

Key to Home Courts

h	-	Alexander Memorial Coliseum (1956-2011)
h1	-	Peachtree Auditorium (1905-06)
h2	-	Cable Piano Company Hall (1908-09)
h3	-	Crystal Palace (1912-13 through 1913-14)
h4	-	City Auditorium (1919-20 through 1934-35)
h5	-	Atlanta Athletic Club (1919-20)
h6	-	Luckie Street YMCA (1919-20)
h7	-	Temporary Gym (1924-25 through 1930-31)
h8	-	Naval Armory (1935-36 through 1936-37)
h9	-	Heisman Gym (1938-39 through 1955-56)
h10	-	The Omni (1995-96)
h11	-	Georgia Dome (1995-96)
h12	-	Phillips Arena (2011-12)
h13	-	Arena at Gwinnett, Duluth, Ga. (2011-12)
h14	-	McCamish Pavilion (2012-present)

Note: Tech national rank and that of its opponent (if applicable) appear in the columns between the date and the site.

Agoga Class (0-1)

Home: 0-1, Away: 0-0, Neutral: 0-0

2-8-22 (ot).....	h5	L	25	26
------------------	----	---	----	----

Air Force (5-2)

Home: 4-0, Away: 1-2, Neutral: 0-0

1-2-63.....	nr/13.....	h	W	61	48
2-10-69.....	h	W	88	67
1-31-70.....	a	W	51	48
2-6-71.....	h	W	83	53
2-5-72.....	a	L	53	75
12-11-04.....	3/3.....	*h12	W	64	42
12-28-05.....	a2	L	46	54	

*h12-Chick-fil-A Peach Bowl Classic (Phillips Arena, Atlanta, Ga.); a2-World Arena, Colorado Springs, Colo.

Akrides-Haarlem (1-0)

Home: 1-0, Away: 0-0, Neutral: 0-0

11-24-92 (exh).....	h	W	115	80
---------------------	---	---	-----	----

Alabama (28-41)

Home: 15-15, Away: 5-23, Neutral: 8-3

2-26-21.....	n1	W	30	22	
1-14-22.....	a	L	20	49	
2-4-22.....	h4	W	36	29	
2-27-22.....	n1	W	33	25	
2-9-23.....	h4	W	39	24	
2-17-23.....	a	L	27	28	
1-26-24.....	h4	L	28	33	
2-15-24.....	a	L	24	31	
2-26-26.....	n1	W	30	27	
2-4-27.....	h7	W	50	15	
2-15-28.....	a	L	21	30	
2-9-29.....	h7	W	37	21	
2-12-30.....	a	L	28	36	
2-20-31.....	h7	W	23	19	
2-3-32.....	h4	L	19	34	
2-1-33.....	h4	L	19	26	
2-3-34.....	a	L	16	63	
2-29-36.....	n2	L	34	43	
1-26-38.....	h8	W	36	24	
2-15-39.....	a	L	25	39	
1-31-40.....	h9	L	34	52	
2-12-41.....	a	L	32	46	
2-27-41.....	n3	L	33	39	
1-15-42.....	h9	L	25	31	
2-26-42.....	n3	L	32	37	
1-23-43.....	a	L	25	33	
1-13-45.....	a	L	26	31	
2-14-45.....	h9	W	53	45	
1-8-46.....	h9	L	37	44	
1-19-46.....	a	W	36	30	
1-12-47.....	h9	L	38	42	
2-1-47.....	a	L	46	64	
2-29-47.....	n3	W	43	40	
1-31-48.....	h9	L	31	44	
3-4-48.....	n3	W	46	34	
1-14-49.....	h9	W	51	38	
1-14-50.....	a	L	39	73	
2-17-51.....	h9	L	49	59	
1-12-52.....	a	L	60	66	
12-19-52.....	a1	L	57	60	
1-12-53.....	h9	W	69	67	
2-6-54.....	a	L	61	82	
2-5-55.....	13/nr.....	h9	L	72	76
2-4-56.....	12/17.....	a	L	60	93
2-2-57.....	h	W	92	67
12-5-57.....	h	W	73	62
2-1-58 (2ot).....	a	L	72	74
12-30-58.....	a	W	89	76
1-31-59.....	h	W	66	53
12-8-59.....	na/15.....	h	W	69	53
1-30-60.....	6/6.....	a	W	60	48
2-4-61.....	h	W	57	49
2-3-62.....	a	L	70	76
12-17-62.....	a	W	58	55

2-2-63.....	6/6.....	h	W	74	58
2-1-64.....	a	W	93	81
1-8-72.....	h	L	85	90
1-25-72.....	a	L	68	99
12-11-72.....	a	L	73	89
1-22-73.....	11/16.....	h	L	83	89
11-30-73.....	18/na.....	h	L	64	88
1-23-74.....	9/10.....	a	L	74	79
12-9-74.....	11/na.....	a	L	76	91
1-22-75.....	6/6.....	h	L	80	97
12-21-79.....	n4	W	83	59
12-29-83.....	n5	W	57	54
11-27-97.....	n6	W	62	60
1-3-09.....	a	L	77	88
1-3-12.....	h12	L	48	73

a1-Birmingham, Ala.; n1-City Auditorium, Atlanta, Ga.; n2-Knoxville, Tenn.; n3-Louisville, Ky.; n4-Roanoke Times & World News Classic (Roanoke, Va., Civic Center); n5-Cotton States Classic (The Omni, Atlanta, Ga.); n6-Puerto Rico Shootout (Eugenio Guerra Sports Complex, Bayamon, P.R.)

Alabama A&M (4-0)

Home: 4-0, Away: 0-0, Neutral: 0-0

12-15-82.....	h	W	90	85
11-28-83.....	h	W	95	75
12-17-03.....	5/6.....	h	W	74	41
12-19-11.....	h13	W	65	54	

Alabama State (2-0)

Home: 2-0, Away: 0-0, Neutral: 0-0

11-19-04.....	3/4.....	h	W	74	37
12-17-12.....	h14	W	75	41

Albany (1-0)

Home: 1-0, Away: 0-0, Neutral: 0-0

11-17-10.....	h	W	78	51
---------------	-------	---	---	----	----

Albany YMCA (0-2)

Home: 0-0, Away: 0-2, Neutral: 0-0

1-1-24.....	a	L	28	39
12-29-27.....	a	L	23	32

Alcorn State (2-0)

Home: 2-0, Away: 0-0, Neutral: 0-0

11-20-87.....	*h	W	114-	71
1-18-89.....	nr/20.....	h	W	88- 63

*h-Preseason NIT first round

Appalachian State (4-0)

Home: 3-0, Away: 1-0, Neutral: 0-0

2-21-83.....	h	W	83	72
1-4-84.....	h	W	78	61
12-2-95.....	20/20.....	a	W	89	65
12-5-98 (ot).....	h	W	74	72

Arizona (1-0)

Home: 0-0, Away: 0-0, Neutral: 1-0

2-17-91.....	6/6.....	n1	W	62	56
--------------	----------	----	---	----	----

n1-Brendan Byrne Arena, East Rutherford, N.J.

Arizona State (0-1)

Home: 0-0, Away: 0-0, Neutral: 0-1

12-20-75.....	19/18.....	n1	L	70	85
---------------	------------	----	---	----	----

n1-Kentucky Invitational (Memorial Coliseum, Lexington, Ky.)

Arkansas (3-1)

Home: 2-0, Away: 0-0, Neutral: 1-1

12-30-61.....	n1	L	42	72
1-29-65.....	h	W	93- 83
1-28-66.....	h	W	88- 75
12-26-84.....	10/13.....	n2	W	72- 52

n1-Poinsettia Tournament (Greenville, S.C.); n2-Rainbow Classic (Blaisdell Center, Honolulu, Hawaii)

n1-Poinsettia Tournament (Greenville, S.C.); n2-Rainbow Classic (Blaisdell Center, Honolulu, Hawaii)

Arkansas-Little Rock (1-0)

Home: 1-0, Away: 0-0, Neutral: 0-0

11-26-04.....	3/3.....	h	W	79	54
---------------	----------	---	---	----	----

Arkansas-Pine Bluff (3-0)

Home: 3-0, Away: 0-0, Neutral: 0-0

11-23-02.....	h	W	113	75
11-25-08.....	h	W	74	47
12-16-09.....	22/15.....	h	W	65	53

Army (1-0)

Home: 1-0, Away: 0-0, Neutral: 0-0

2-17-68.....	h	W	60	55
--------------	-------	---	---	----	----

Arundel Boat Club (1-0)

Home: 0-0, Away: 1-0, Neutral: 0-0

12-29-30.....	a	W	49	45
---------------	-------	---	---	----	----

Athletes In Action (4-2)

Home: 4-2, Away: 0-0, Neutral: 0-0

3-2-72 (exh).....	h	W	88	87
11-14-91 (exh).....	h	W	76	74
11-17-92 (exh).....	h	W	111	102
11-17-97 (exh).....	h	W	86	76
11-2-98 (exh).....	h	L	73	84
11-2-99 (exh).....	h	L	66	82

Atlanta Athletic Club (2-12)

Home: 1-6, Away: 1-6, Neutral: 0-0

1-28-09.....	a	L	12	18
3-6-20.....	a	L	21	44
1-5-23.....	h4	L	23	40
1-4-24.....	h4	L	23	51
1-9-25.....	h7	L	22	23
1-5-27.....	a	L	28	34
2-5-27.....	h7	W	41	23
1-4-28.....	a	L	26	36
2-8-28.....	h7	L	29	33
1-23-29.....	a	L	26	43
2-20-29.....	h7	L	26	37
2-4-30.....	a	W	31	29
2-25-30.....	h7	L	22	37
1-10-31.....	a	L	27	40

Atlanta Naval Air Station (3-0)

Home: 2-0, Away: 1-0, Neutral: 0-0

1-7-44.....	a	W	46	34
1-14-44.....	h9	W	70	37
2-21-45 (ot).....	h9	W	51	47

Auburn (61-53)

Home: 37-20, Away: 22-30, Neutral: 2-3

2-17-06.....	h1	L	6	26
2-4-09.....	h2	L	8	24
2-14-13.....	h3	L	27	36
2-22-13.....	a	L	19	23
2-20-14.....	h3	W	50	12
2-27-14.....	a	W	21	6
1-10-20.....	h4	L	24	29
3-9-20.....	a	L	17	21
1-22-21.....	h4	L	28	30
1-28-22.....	h4	W	44	12
2-11-22.....	a	L	13	26
1-12-23.....	h4	W	35	17
2-23-23.....	a	L	26	29
1-11-24.....	h4	W	39	24
2-9-24.....	a	W	33	18
2-29-24.....	n1	L	29	35
1-17-25.....	a	W	28	21
2-7-25.....	h7	L	14	15
1-9-26.....	a	L	28	32
2-19-26.....	h7	W	28	13
1-8-27 (ot).....	h7	W	22	20
2-12-27.....	a	L	24	42
1-7-28.....	a	L	29	56
2-25-28.....	n1	L	29	30
2-6-29.....	h7	W	41	25
2-16-29.....	a	W	46	41
2-17-30.....	a	W	47	34
2-19-30.....	h4	W	40	29
1-28-31.....	a	W	37	33
2-24-31.....	h7	W	47	22
1-13-32.....	a	L	22	25
2-10-32.....	h4	W	36	28
2-15-33.....	a	W	29	20
2-21-33.....	h4	W	29	18
1-9-34.....	a	W	28	26
2-14-34.....	h4	W	24	20
2-6-35.....	h4	W	25	24
2-12-35.....	a	W	34	19
2-4-36.....	a	L	28	31
2-19-36.....	h8	W	46	22
2-11-37.....	h8	W	42	28
2-27-37.....	a	W	35	33
2-15-38.....	h8	W	43	42
3-1-38.....	h8	W	54	32
2-22-39.....	a	L	24	38
2-27-39.....	h9	L	33	49
2-6-40.....	h9	W	53	31
2-21-40 (ot).....	a	L	38	39
2-1-41.....	h9	W	48	39
2-5-41.....	a	L	45	51
1-30-42.....	h9	W	48	42
2-3-42.....	a	L	38	43
1-22-43.....	a	W	59	32

1-30-43.....	h9	W	53	21	
1-20-45.....	h9	W	53	39	
2-17-45.....	a	W	74	41	
1-14-46.....	h9	W	45	22	
1-16-46.....	a	W	53	26	
1-15-47.....	a	W	55	42	
1-29-47.....	h9	W	65	49	
1-30-48.....	a	L	31	38	
2-25-48.....	h9	W	50	43	
1-11-49.....	a	L	33	41	
2-23-49.....	h9	W	66	51	
1-10-50.....	h9	W	65	49	
2-22-50.....	a	W	61	53	
1-31-51.....	h9	W	64	44	
2-14-51.....	a	L	63	75	
12-29-51.....	n2	W	79	62	
19-52.....	h9	W	56	54	
2-13-52.....	a	W	58	50	
12-10-52.....	a	L	61	71	
1-14-53.....	h9	W	79	61	
12-12-53.....	a1	L	56	83	
1-20-54.....	a	L	56	80	
2-8-54.....	h9	L	53	59	
1-26-55.....	a	W	73	70	
2-7-55.....	h9	W	75	67	
2-7-56 (ot).....	a	L	74	77	
1-22-57.....	a	W	81	74	
2-4-57 (ot).....	h	W	76	61	
1-22-58.....	h	L	72	80	
2-3-58.....	a	L	78	95	
1-21-59.....	5/6	a	L	55	66
2-3-59.....	4/7	h	L	40	53
1-19-60.....	6/6	h	L	59	66
2-2-60.....	6/6	a	L	45	48
1-24-61 (ot).....	a	W	48	43	
2-7-61.....	h	L	36	38	
1-23-62.....	h	L	40	52	
2-5-62.....	a	L	39	48	
1-22-63.....	7/6 nr/16	h	W	69	64
2-3-64.....	a	W	62	57	
1-21-64.....	h	L	52	60	
2-26-65.....	a	W	59	54	
12-18-65.....	h	L	74	79	
2-19-66.....	a	L	73	90	
12-21-66 (ot).....	h	W	78	76	
12-16-67.....	h	L	52	63	
2-24-69.....	a	L	85	81	
1-17-70.....	h	W	86	74	
12-19-70.....	a1	W	87	76	
1-14-71.....	h	W	90	83	
12-11-71.....	h	L	62	76	
2-15-72.....	a	L	77	93	
11-25-72.....	h	W	90	83	
2-26-73.....	a	L	69	79	
12-13-73.....	h	L	86	88	
2-27-74.....	a	L	70	92	
1-15-75.....	h	L	75	81	
2-11-76.....	a	L	51	72	
2-1-78.....	h	L	72	71	
12-21-78.....	a1	L	57	60	
12-30-87.....	n3	W	83	72	

SERIES HISTORY VS. ALL OPPONENTS

Baylor (3-1)

Home: 3-0, Away: 0-0, Neutral: 0-1

12-16-57.....	h	W	61- 59
12-4-58.....	h	W	65- 56
12-20-61.....	h	W	57- 44
12-27-73.....	n1	L	80- 108

n1-Old Dominion Invitational (The Scope, Norfolk, Va.)

Benjamin Franklin (1-0)

Home: 0-0, Away: 1-0, Neutral: 0-0

12-27-30.....	a	W	34- 17
---------------	---	---	--------

Bethune-Cookman (1-0)

Home: 1-0, Away: 0-0, Neutral: 0-0

12-31-05.....	h	W	73- 64
---------------	---	---	--------

Birmingham Athletic Club (1-1)

Home: 0-0, Away: 1-1, Neutral: 0-0

1-13-22.....	a	W	34- 16
12-16-23.....	a	L	31- 37

Birmingham Southern (2-0)

Home: 0-0, Away: 1-0, Neutral: 1-0

2-25-21.....	n1	W	53- 11
12-13-48.....	a	W	75- 45

n1-SIAA Tournament (City Auditorium, Atlanta, Ga.)

Biscayne (1-0)

Home: 1-0, Away: 0-0, Neutral: 0-0

12-12-78.....	h	W	70- 49
---------------	---	---	--------

Boston College (9-8)

Home: 4-1, Away: 2-5, Neutral: 3-2

All Home Games: 4-1
At AMC: 3-1
At Philips Arena: 1-0
In Atlanta: 4-1
In Bostony/Chestnut Hill: 3-5
At Conte Forum: 1-5
As ACC members: 5-7
In the ACC Tournament: 0-1
All Neutral Games: 3-2
Under Bobby Cremins: 2-0
Under Paul Hewitt: 4-3
Under Brian Gregory: 1-2
Vs. Steve Donahue: 4-3 (3-3 at BC)
Longest Winning Streak: 4 games (1986-2006)
Longest Losing Streak: 3 games (2012-present)
Most Points Scored: 103 on 3-7-1996
Fewest Points Scored: 37 on 1-19-1980
Most Points Allowed: 89 on 3-17-1996
Fewest Points Allowed: 40 on 1-19-1980
Largest Margin of Victory: 14 on 3-17-1996, 3-4-2007
Largest Margin of Defeat: 11 on 1-8-2011

- Boston College won both meetings between the two teams in 2012-13, a 74-72 decision in Chestnut Hill in the final regular-season game, and an 84-64 rout in the opening round of the ACC Tournament in Greensboro.

- The BC win in Greensboro was the first-ever meeting between the two teams in the ACC Tournament.

- The Eagles have won the last three meetings, and six of the last eight, but Tech still leads the overall series, 9-8.

- BC has won seven of the 12 meetings with Tech since the Eagles joined the ACC.

- Thirteen of the games in the short series have been decided by less than 10 points, 10 of them by four points or less, and two in overtime.

- The four meetings in Boston have been played at three different venues. The Jan. 29, 2005 game was Tech's first visit to the Conte Forum, BC's current home court. The first game in the series on Dec. 31, 1946, was played at Boston Arena, and the teams also played in the Boston Garden on Jan. 19, 1980.

- Prior to BC's entry into the ACC, the teams met four times on neutral floors, including one outside the United States, a 65-62 overtime win for the Yellow Jackets in the 1986 Suntory Ball in Tokyo, Japan.

- The teams have met twice in NCAA Tournament competition, both of them won by Tech. The Yellow Jackets downed the Eagles, 103-89, in the 1996 Southeast Regional second round in Orlando, and eliminated the

Eagles two seasons ago, 57-54 in the second round in Milwaukee.

All-Time Series Results

12-31-46.....	a	W	54- 50
1-19-80.....	n1	L	37- 40
12-20-86 (ot).....	16/nr	n2	W 65- 62
3-17-96.....	13/15	n3	W 103- 89
3-21-04.....	14/15	25/v	n4 W 57- 54
1-8-06.....	11/11	h	W 60- 58
1-29-06.....	20/18	a	L 64- 66
3-4-07.....	h	W	74- 60
3-8-08.....	a	W	86- 78
1-20-09 (ot).....	h	L	76- 80
3-7-09.....	a	L	66- 67
2-27-10.....	h	W	73- 68
1-8-11.....	a	L	75- 86
2-4-12.....	h12	W	51- 47
2-29-12.....	a	L	52- 56
3-9-13.....	a	L	72- 74
3-14-13.....	n5	L	64- 84

n1-Boston Garden, Boston, Mass.; n2-Suntory Ball (Aoyama College, Tokyo, Japan); n3-NCAA Southeast Regional second round (Orlando [Fla.] Arena); n4-NCAA Tournament second round (Bradley Center, Milwaukee, Wis.); n5-ACC Tournament (Greensboro Coliseum, Greensboro, N.C.)

Boston University (3-0)

Home: 1-0, Away: 0-0, Neutral: 2-0

12-28-65.....	n1	W	83- 40
1-10-75.....	h	W	73- 72
11-22-09.....	21/19	n2	W 85- 67

n1-Hurricane Classic (Miami, Fla.); n2-O'Reilly Auto Parts Puerto Rico Tip-Off, San Juan, P.R.

Bowling Green (0-1)

Home: 0-0, Away: 0-0, Neutral: 0-1

12-30-72.....	n1	L	87- 102
---------------	----	---	---------

n1-Old Dominion Invitational (The Scope, Norfolk, Va.)

Bradley (0-3)

Home: 0-0, Away: 0-2, Neutral: 0-1

12-19-49.....	a	L	60- 84
12-16-50.....	a	L	55- 85
12-29-95.....	n1	L	82- 84

n1-Cable Car Classic (San Jose [Calif.] Arena)

Brigham Young (1-0)

Home: 0-0, Away: 0-0, Neutral: 1-0

12-29-78.....	n1	W	83- 81
---------------	----	---	--------

n1-Pillsbury Holiday Classic (Minneapolis, Minn.)

Brown (1-0)

Home: 1-0, Away: 0-0, Neutral: 0-0

12-19-66.....	h	W	93- 75
---------------	---	---	--------

California (0-3)

Home: 0-0, Away: 0-2, Neutral: 0-1

12-29-50.....	a	L	57- 82
12-30-50.....	a	L	45- 78
11-23-12.....	n1	L	57- 68

n1-DirecTV Classic (Anaheim, Calif.)

California All-Stars (1-2)

Home: 0-2, Away: 0-0, Neutral: 0-0

11-9-98 (exh).....	h	W	94- 89
11-9-99 (exh).....	h	L	85- 95
11-7-00 (exh).....	h11	L	86- 07

Camp Wheeler (1-0)

Home: 1-0, Away: 0-0, Neutral: 0-0

2-22-43.....	h9	W	36- 33
--------------	----	---	--------

Campbell (2-0)

Home: 2-0, Away: 0-0, Neutral: 0-0

2-26-79.....	h	W	83- 61
11-27-95.....	20/20	h10	W 87- 76

Canisius (1-1)

Home: 0-0, Away: 1-1, Neutral: 0-0

12-30-54.....	a1	L	56- 70
12-31-55.....	a1	W	86- 82

a1-Queen City Tournament (Buffalo, N.Y.)

Carson-Newman (1-0)

Home: 1-0, Away: 0-0, Neutral: 0-0

11-2-07 (exh).....	h	W	126- 86
--------------------	---	---	---------

Catholic (0-1)

Home: 0-0, Away: 0-1, Neutral: 0-0

2-16-21.....	a	L	23- 37
--------------	---	---	--------

Centenary (3-0)

Home: 2-0, Away: 0-0, Neutral: 1-0

1-10-06.....	n1	W	85- 69
12-18-06.....	h	W	92- 52
12-22-07.....	h	W	86- 41

n1-CenturyTel Center, Bossier City, La.

Central Columbus YMCA (0-1)

Home: 0-1, Away: 0-0, Neutral: 0-0

1-8-24.....	h4	L	18- 42
-------------	----	---	--------

Central Michigan (1-0)

Home: 0-0, Away: 0-0, Neutral: 1-0

12-17-83.....	n1	W	73- 71
---------------	----	---	--------

n1-Casaba Club Classic (A.G. Spanos Center, Stockton, Calif.)

Central YMCA (1-0)

Home: 1-0, Away: 0-0, Neutral: 0-0

2-12-24.....	h4	W	34- 26
--------------	----	---	--------

Centre (1-0)

Home: 0-0, Away: 0-0, Neutral: 1-0

2-27-23.....	n1	W	34- 26
--------------	----	---	--------

n1-SIAA Tournament (City Auditorium, Atlanta, Ga.)

Charleston, College of (5-1)

Home: 5-1, Away: 0-0, Neutral: 0-0

2-11-75.....	h	W	89- 82
2-28-76.....	h	W	91- 52
1-5-77.....	h	W	97- 76
2-19-79.....	h	W	61- 43
1-28-92.....	20/18	h	W 77- 70
1-16-93.....	8/8	h	L 67- 84

Charleston, University of (1-0)

Home: 1-0, Away: 0-0, Neutral: 0-0

1-20-79.....	h	W	69- 63
--------------	---	---	--------

Formerly Morris Harvey College (W.Va.)

Charleston Southern (6-1)

Home: 6-1, Away: 0-0, Neutral: 0-0

11-27-78.....	h	W	111- 54
2-14-81.....	h	L	51- 74
11-24-84.....	18/nr	h	W 79- 66
12-10-88.....	12/12	h	W 101- 66
11-16-98.....	h	W	103- 63
11-21-00.....	h	W	85- 62
12-22-04.....	9/9	h	W 90- 48
11-12-10.....	h	W	52- 39

Formerly Baptist College

Charlotte (6-1)

Home: 3-1, Away: 2-0, Neutral: 1-0

12-22-70.....	h	W	72- 58
2-19-73.....	h	W	81- 66
1-14-85.....	9/10	a	W 86- 68
2-6-86.....	2/2	h	W 87- 76
11-16-07.....	n1	W	82- 77
1-2-10.....	v/20	a	W 76- 67
1-2-11 (2ot).....	h	L	83- 86

n1-Paradise Jam (St. Thomas, U.S. Virgin Islands)

Also known as UNC Charlotte

Chattanooga (16-2)

Home: 9-0, Away: 7-2, Neutral: 0-0

2-21-14.....	a	W	23- 21
2-7-20.....	a	L	11- 25
2-18-22.....	a	W	33- 30
12-13-23.....	a	L	29- 41
2-22-24.....	a	W	23- 19
2-11-42.....	h9	W	64- 32
12-12-46.....	h9	W	63- 37
12-19-47.....	h9	W	63- 50
12-11-48.....	h9	W	81- 45
12-3-49.....	h9	W	84- 39
1-2-50.....	a	W	73- 43

11-27-84.....	18/nr	h	W 74- 58
12-4-85.....	5/4	a	W 94- 74
12-7-91.....	17/16	h	W 97- 84
12-22-92.....	16/15	a	W 81- 74
12-14-09.....	22/15	a	W 95- 64
2-16-11.....	h	W	62- 53
1-2-13.....	h14	W	74- 58

Also known as UT-Chattanooga

Cincinnati (3-8)

Home: 2-0, Away: 0-4, Neutral: 1-4

12-21-26.....	a	L	25- 52
3-5-76.....	13/18	n1	L 60- 71
2-12-77.....	12/11	a	L 73- 84
3-5-77.....	14/20	n2	L 61- 74
1-2-78.....	11/11	h	W 59- 56
2-9-78.....	a	L	67- 75
3-2-78.....	nr/18	n3	W 39- 38
1-29-79.....	h	W	82- 73
2-5-79.....	a	L	51- 55
12-28-94.....	17/16	20/18	n4 L 66- 69
3-22-96.....	13/15	7/6	n5 L 70- 87

n1-Metro Tournament (Freedom Hall, Louisville, Ky.); n2-Metro Tournament (Mid-South Coliseum, Memphis, Tenn.); n3-Metro Tournament (Riverfront Coliseum, Cincinnati, Ohio); n4-Rainbow Classic (Special Events Center, Honolulu, Hawaii); n5-NCAA Southeast Regional semifinal (Rupp Arena, Lexington, Ky.)

Cincinnati YMCA (0-1)

Home: 0-0, Away: 0-1, Neutral: 0-0

12-22-26.....	a	L	41- 43
---------------	---	---	--------

Clark Atlanta (1-0)

Home: 1-0, Away: 0-0, Neutral: 0-0

11-5-10 (ot) (exh).....	h	L	71- 68
-------------------------	---	---	--------

Clemson (59-63)

Home: 40-23, Away: 16-40, Neutral: 3-0

All Home Games: 40-23
At McCamish Pavilion: 0-1
At AMC: 27-15
At Philips Arena: 0-1
At Georgia Dome: 1-0
In Atlanta: 42-23
All Road Games: 16-40
At Littlejohn Coliseum: 8-33
As ACC members: 31-40
In the ACC Tournament: 3-0
All Neutral Games: 3-1
As SIC members: 8-5
As SIAA members: 3-2
As SoCon members: 6-5
Under Whack Hyder: 9-8
Under Dwane Morrison: 0-8
Under Bobby Cremins: 19-21
Under Paul Hewitt: 12-11
Under Brian Gregory: 0-4
Vs. Brad Brownell: 0-6
Longest Winning Streak: 7 games (1943-66)
Longest Losing Streak: 14 games (1972-82)
Most Points Scored: 111 on 1-24-2001
Fewest Points Scored: 17 on 2-20-1920
Most Points Allowed: 108 on 1-24-2001
Fewest Points Allowed: 13 on 1-5-1924, 1-20-1937
Largest Margin of Victory: 38 on 1-20-1937
Largest Margin of Defeat: 29 on 1-8-1977

- This is the oldest and longest-running series the Yellow Jackets have with an ACC member. The 122 all-time meetings are 31 more than Tech has played with any other ACC member. The series dates back to the 1912-13 season, when John Heisman coached the Tech basketball team.

- Clemson has been one of two permanent home-and-away opponents on Tech's schedule each year (Wake Forest is the other) since the ACC expanded to 12 schools, and will be the only one beginning with the 2012-13 season.

- Clemson has won 13 of the last 16 meetings in the series, including the last seven in a row. The Yellow Jackets trail 40-31 to the Tigers since joining the ACC.

- The Tigers swept the season series from thr Yellow Jackets in 2012-13, winning 63-60, on Jan. 29 at Littlejohn Coliseum, and 56-53 on Feb. 14 in Atlanta.

- Tech actually won four of the first five meetings with Clemson at Littlejohn Coliseum under Paul Hewitt, but the Tigers have won the last eight in a row there.

- Tech is just 16-40 all-time in games played at Clemson, including an 8-33 mark in

SERIES HISTORY VS. ALL OPPONENTS

Littlejohn Coliseum.

- Tech was Clemson's first opponent in Littlejohn Coliseum back on Nov. 30, 1968. The Tigers won, 76-72.
- Tech's 111-108 win against the Tigers at Littlejohn Coliseum on Jan. 24, 2001 is the highest-scoring regulation game Tech has had with any ACC opponent. The Jackets defeated Florida State by the same score in Tallahassee (in two OTs) on Feb. 11, 1999, and lost to Wake Forest in the 2007 ACC Tournament, 114-112 in double-overtime.
- Tech has an all-time record of 40-23 against the Tigers at home, including 27-15 record at Alexander Memorial Coliseum. The Jackets have won 21 of 30 against the Tigers at home since 1983.
- Clemson head coach Brad Brownell is 6-0 vs. Tech, while Brian Gregory is 0-4 vs. Clemson.
- The Yellow Jackets have won all three ACC Tournament meetings with the Tigers, including a 69-61 semi-final decision on the way to the 1993 conference title in Charlotte.

All-Time Series Results

2-7-13h3	L	22-	26
2-8-13a	W	29-	11
1-23-20h4	W	32-	17
2-20-20a	L	17-	41
2-5-21h4	W	28-	22
1-13-23a	W	26-	17
1-27-23h4	W	35-	22
1-5-24a	W	48-	13
2-8-24h4	W	39-	22
1-10-25h4	L	18-	20
2-14-25a	L	30-	32
1-17-28h7	W	42-	24
1-5-29h7	W	29-	23
3-1-29h1	L	26-	30
1-11-30h7	L	24-	25
2-15-30a	L	26-	40
1-7-33a	W	29-	28
2-7-34h4	W	31-	25
1-12-35a	L	29-	43
1-11-36h8	L	32-	35
1-25-36a	L	31-	39
1-20-37h8	W	51-	13
2-25-38h8	W	53-	33
1-8-41h9	W	63-	51
1-22-41 (ot)a	L	49-	52
2-10-43h9	W	43-	32
1-22-44a	W	50-	34
1-29-44h9	W	58-	24
12-20-45h9	W	52-	38
1-5-46a	W	61-	46
2-3-65h	W	93-	78
1-6-66h	W	87-	72
2-22-66a	L	90-	106
1-5-67h	L	55-	76
1-24-67a	W	88-	77
2-1-68h	W	99-	64
2-28-68a	W	80-	51
11-30-68a	L	72-	76
1-8-69h	W	72-	66
1-7-70h	W	96-	84
1-19-70a	L	78-	88
1-6-71h	W	72-	55
1-20-71a	W	74-	64
1-5-72h	L	57-	66
1-29-72a	L	70-	83
11-28-72a	L	77-	86
2-3-73h	L	57-	74
12-15-73a	L	61-	63
3-2-74h	L	58-	71
2-19-7516/nrh	L	69- 85
1-8-7716/15a	L	69- 98
1-5-80h	L	48-	56
1-31-8016/17a	L	52- 76
1-7-8120/20h10	L	54- 65
1-21-8119/nra	L	48- 72
1-6-82h	L	57-	62
1-20-82h	L	49-	55
1-11-83h	W	71-	66
1-24-83a	L	56-	58
1-11-84a	L	69-	79
1-26-84h	W	59-	52
1-8-859/10h	L	81- 90
1-23-8516/17a	W	64- 59
1-18-865/5a	W	83- 71
3-2-864/3h	W	74- 63
3-7-866/6n2	W	79- 61
1-20-8710/12h	L	66- 67
2-25-8713/12a	L	77- 88
1-26-8813/15h	W	85- 76
3-5-88 (2ot)13/15a	L	94- 97
1-25-89nr/19h	W	75- 74
3-4-89 (ot)13/11a	L	79- 81
1-25-9011/1120/20h	W 85- 69
1-24-91nr/25h	W	89- 68
3-2-91nr/21a	L	62- 69

2-5-92 (ot)20/18a	L	78- 95
3-8-9222/22h	W	101- 82
2-4-9322/22h	L	80- 83
3-7-9322/22a	W	66- 59
3-13-9322/22n3	W	69- 61
2-2-9422/22a	L	69- 88
3-5-9422/22h	W	90- 79
2-1-9521/20h	W	80- 50
3-4-9525/nr24/21a	L 63- 65
1-30-9618/20h	L	70- 73
3-3-967/6a	W	87- 74
1-30-9712/10h	L	57- 70
3-1-9712/10h	L	53- 55
2-4-9812/10h	W	70- 52
3-1-9812/10h	L	62- 76
1-28-9912/10h	W	66- 62
2-28-9912/10a	L	64- 92
2-2-0012/10a	L	58- 70
3-4-0012/10h	W	85- 69
1-24-0112/10a	W	111- 108
2-25-0112/10h	W	85- 64
1-5-0212/10h	L	76- 83
2-6-0212/10a	W	74- 50
2-5-0312/10a	L	67- 69
3-8-0312/10h	W	66- 56
1-27-0414/16h	W	76- 69
2-28-0418/20a	W	79- 60
2-8-0518/20a	W	70- 62
3-5-0518/20h	W	64- 56
1-21-0618/20h	L	63- 73
3-4-0618/20a	L	82- 95
1-6-0723/18a	L	74- 75
2-3-0725/21h	W	80- 62
2-14-0825/21h	L	67- 82
3-6-0824/vh	W	80- 75
1-25-0910/9a	L	59- 73
2-22-0913/13h	L	73- 81
3-12-0917/18n4	W	86- 81
1-19-1019/1817/16h	W 66- 64
3-2-1017/16a	L	80- 91
1-12-1117/16a	L	62- 87
2-5-1117/16h	L	56- 65
1-21-1217/16a	L	62- 64
2-21-1217/16h12	L	37- 56
1-29-1317/16h	L	60- 63
2-14-1317/16h14	L	53- 56

h3-Crystal Palace; h4-City Auditorium; h7-Temporary Gym; h8-Naval Armory; h9-Heisman Gym; h10-The Omni; n1-SIC Tournament (City Auditorium, Atlanta, Ga.); n2-ACC Tournament (Greensboro [N.C.] Coliseum); n3-ACC Tournament (Charlotte [N.C.] Coliseum); n4-ACC Tournament (Georgia Dome, Atlanta, Ga.)

Clemson YMCA (0-1)

Home: 0-0, Away: 0-1, Neutral: 0-0				
2-21-20a	L	32-	40

Coastal Carolina (4-0)

Home: 4-0, Away: 0-0, Neutral: 0-0					
11-28-88.....	14/na	h	W	95-	65
12-19-89.....	14/13	h	W	109-	82
11-28-94.....	20/19	h	W	90-	78
12-17-97.....	h	W	100-	63

Colorado State (1-0)

Home: 1-0, Away: 0-0, Neutral: 0-0					
11-22-91	23/24	*h	W 84- 67
*h-Preseason NIT second round					

Columbia (1-0)

Home: 0-0, Away: 0-0, Neutral: 1-0				
12-11-76.....	n1	W	80-	79
n1-Marshall Invitational (Huntington, W.Va.)				

Columbus Kinners (0-1)

Home: 0-0, Away: 0-1, Neutral: 0-0				
12-20-26.....a	L	26-	35	

Connecticut (2-2)

Home: 0-0, Away: 0-1, Neutral: 2-1					
11-26-031/1	n1	W	77-	61
4-5-0414/157/7	n2	L	73- 82
2-11-07n3		W	65-	52
2-9-08a	L		68-	80
n1-Preseason NIT semifinals (Madison Square Garden, New York, N.Y.); n2-NCAA Final Four national championship game (Alamodome, San Antonio, Texas); n3-Georgia Dome, Atlanta, Ga.					

Cornell (3-0)

Home: 2-0, Away: 1-0, Neutral: 0-0				
1-2-02h	W	86-	68
1-8-03h	W	81-	55
11-23-03a	W	90-	69

Crescent Athletic Club (0-1)

Home: 0-0, Away: 0-1, Neutral: 0-0				
1-1-30 (exh)a	L	24-	28

Croatian National Team (1-0)

Home: 1-0, Away: 0-0, Neutral: 0-0				
11-16-94 (exh).....h	W	100-	61	

CSKA Bulgaria (1-0)

Home: 1-0, Away: 0-0, Neutral: 0-0				
11-4-97 (exh)h	W	96-	76

Davidson (9-3)

Home: 6-1, Away: 0-1, Neutral: 3-1				
2-17-25h7	L	27-	36
12-19-46h9	W	55-	41
12-14-49h9	W	78-	59
12-29-51n1	W	78-	60
12-3-57h	W	74-	52
12-29-71n1	L	66-	91
12-16-75h	W	85-	60
1-3-76n2	W	72-	68
12-15-76h	W	59-	44
12-21-77a	L	78-	79
11-24-00h	W	92-	61
12-17-01n2	W	83-	69
n1-Carolina Invitational (Charlotte [N.C.] Coliseum); n2-Charlotte [N.C.] Coliseum				

Dayton (0-2)

Home: 0-0, Away: 0-1, Neutral: 0-1				
12-17-77a	L	63-	65
11-19-0921/19	n1	L	59- 63
n1-O'Reilly Auto Parts Puerto Rico Tip-Off, San Juan, P.R.				

Delaware State (2-0)

Home: 1-0, Away: 0-0, Neutral: 0-0					
12-6-9722/23h	W	84-	63
11-14-11h13	W	70-	52	

DePaul (2-2)

Home: 1-0, Away: 0-2, Neutral: 1-0				
2-2-79a	L	71-	77
2-22-874/5.....a	L	67-	84
2-6-88h	W	71-	70
3-15-9124/nr.....n1	W	87-	70
n1-NCAA Midwest Regional first round (Univ. of Dayton Arena, Dayton, Ohio)				

DePauw (1-1)

Home: 1-0, Away: 0-1, Neutral: 0-0				
12-28-26a	L	28-	61
12-13-77h	W	94-	54

Detroit (1-1)

Home: 0-0, Away: 0-1, Neutral: 1-0				
1-2-47a	L	39-	48
12-28-57n1	W	70-	66
n1-Motor City Classic (Detroit, Mich.)				

Dixie Portland (1-0)

Home: 1-0, Away: 0-0, Neutral: 0-0				
12-30-26.....	h7	W	19-	18

Dixie Stars (1-0)

Home: 0-0, Away: 1-0, Neutral: 0-0				
12-28-28a	W	53-	26

Duke (23-66)

Home: 15-25, Away: 5-32, Neutral: 3-9
All Home Games: 15-25
At AMC: 13-21
At The Omni: 1-0
At Philips Arena: 0-1
In Atlanta: 16-26
All Road Games: 5-32
At Cameron Indoor Stadium: 5-32
As ACC members: 19-53
In the ACC Tournament: 3-7
All Neutral Games: 3-9
As SIC members: 0-1
Under Whack Hyder: 2-3
Under Dwane Morrison: 0-7
Under Bobby Cremins: 16-29
Under Paul Hewitt: 3-19
Under Brian Gregory: 0-2
Vs. Mike Krzyzewski: 19-55
Longest Winning Streak: 2 games (5 times)
Longest Losing Streak: 15 games (1997-2004)
Most Points Scored: 91 on 2-28-1988, 1-11-1990

Fewest Points Scored: 17 on 2-15-1922
Most Points Allowed: 107 on 2-22-1975
Fewest Points Allowed: 16 on 2-15-1922
Largest Margin of Victory: 11, three times
Largest Margin of Defeat: 44 on 2-21-2001

- Duke has won 29 of the last 32 games in the series. The Blue Devils won the only regular-season meeting between the two teams each of the last three years, including a 73-57 decision in Durham in the 2012-13 season.
- Duke has not yet played at McCamish Pavilion. The Blue Devils won 11 of the last 13 meetings at Alexander Memorial Coliseum and posted a 21-13 lead over Tech in games played on the Jackets' former home court, as well as a 25-16 mark in games played in Atlanta.
- Duke leads the overall series 66-23, and is 53-19 against Tech since the Jackets joined the ACC.
- Tech's best stretch of the series occurred between 1982 and 1989, with 10 wins in 17 meetings. Tech has never won more than two in a row.
- Tech is 19-55 against Duke teams coached by Mike Krzyzewski, 12-18 in games played in Atlanta.
- Tech has won just five of 37 games played at Cameron Indoor Stadium, the first four coming in (1959, 1984, 1987 and 1996). Tech's most recent win occurred on Mar. 3, 2004 in a 76-68 victory, which snapped a 41-game homecourt winning streak for the Blue Devils.
- Tech is 3-7 against the Blue Devils in ACC Tournament encounters. Tech defeated Duke on the way to each of its three tournament titles, including semifinal victories in 1985 and 1990 and a first-round triumph in 1993. The Blue Devils have defeated Tech three times in championship games (1986, 2005, 2010).

All-Time Series Results

2-15-22h5	W	17-	16	
3-1-30n1	L	37-	44	
2-13-40h9	W	41-	35	
1-18-46h9	L	39-	54	
2-12-46a	L	51-	73	
2-15-47h9	L	54-	64	
2-16-48h9	L	55-	60	
2-12-49a	L	42-	53	
12-10-55a	L	66-	87	
11-30-56h	L	61-	71	
12-1-59a	W	59-	49	
12-19-6015/128/13h	L 48- 61	
1-27-73h	W	88-	86	
2-16-74a	L	60-	70	
2-22-75a	L	86-	107	
1-9-76h	L	71-	91	
1-7-801/1a	L	42- 55	
1-21-805/5h	L	49- 56	
2-4-81h	L	68-	82	
2-21-81a	L	56-	83	
2-3-82h	L	46-	47	
2-20-82h	W	87-	78	
2-9-83h	W	67-	66	
2-26-83a	L	81-	106	
1-30-84h	L	68-	69	
2-25-8414/19a	W	58-	56

SERIES HISTORY VS. ALL OPPONENTS

3-9-84	16/nr	n2	L	63-	67
2-6-85	10/7	5/5	h	W	81-71
2-23-85	8/9	6/5	a	L	62-67
3-9-85	9/11	7/9	n3	W	75-64
1-21-86	4/3	2/2	h	W	87-80
2-9-86	2/2	4/2	a	L	59-75
3-9-86	6/6	1/1	n2	L	67-68
1-29-87	13/11		h	W	75-66
2-21-87	17/18		a	W	79-72
2-3-88	4/5		a	L	65-78
2-28-88	20/16	5/5	h	W	91-87
2-2-89	12/10		h	W	81-76
2-20-89	11/12		a	L	66-91
1-11-90	9/9	10/11	h	L	91-96
1-28-90	13/11	8/7	a	L	86-88
3-10-90	14/13	12/12	n4	W	83-72
1-9-91	24/21	14/11	a	L	57-98
1-30-91	23/22	7/7	h	L	75-77
1-11-92	14/15	1/1	a	L	84-97
2-12-92	nr/24	1/1	h	L	62-71
3-14-92		1/1	n4	L	76-89
1-10-93	10/11	1/1	h	W	80-79
2-10-93	nr/24	3/3	a	L	73-63
3-12-93	8/8	n4	W	69-66	
1-8-94	12/13	3/3	a	L	71-88
2-9-94		2/2	h	L	63-66
12-30-94	17/16	7/7	n5	L	69-76
1-7-95	24/20	11/9	h	W	75-68
2-9-95	18/15		a	L	70-77
1-7-96	19/20		a	W	86-81
2-7-96 (ot)			h	W	73-71
1-5-97	13/11		h	L	56-66
2-2-97	12/11		a	L	61-70
2-1-98	1/1		a	L	69-90
2-25-98	1/1		h	L	53-76
1-6-99	2/2		a	L	58-99
2-6-99	2/2		h	L	79-87
1-12-00	6/7		a	L	52-87
2-12-00	3/3		h	L	65-84
1-20-01	2/2		h	L	77-98
2-21-01	4/4		a	L	54-98
1-10-02	2/1		a	L	79-104
2-9-02	1/1		h	L	63-95
1-25-03	3/3		a	L	71-91
2-26-03	6/5		h	L	58-77
1-31-04	14/16	1/1	h	L	82-74
3-3-04	19/22	3/3	a	W	76-68
3-13-04	14/18	5/4	n2	L	71-85
2-5-05	25/23	4/6	a	L	65-82
2-23-05	7/10		h	L	56-60
3-13-05	6/6	n6	a	L	64-69
2-22-06	1/1		h	L	66-73
1-10-07	11/11		h	W	74-63
2-18-07			a	L	62-71
2-27-08	7/6		a	L	58-71
3-14-08	7/7	n7	L	70-82	
1-14-09	3/2		h	L	56-70
1-9-10	20/17	5/5	h	W	71-67
2-4-10	21/19	10/9	a	L	67-86
3-14-10	4/4	n2	L	65-61	
2-20-11	5/5	a	L	57-79	
1-7-12	5/3	h12	L	74-81	
1-17-13	3/3	a	L	57-73	

Known as Trinity College until 1924

n5-Atlanta Athletic Club; h9-Heisman Gym; n1-SIC Tournament (City Auditorium, Atlanta, Ga.); n2-ACC Tournament (Greensboro [N.C.] Coliseum); n3-ACC Tournament (The Omni, Atlanta, Ga.); n4-ACC Tournament (Charlotte [N.C.] Coliseum); n5-Rainbow Classic (Special Events Center, Honolulu, Hawaii); n6-ACC Tournament (MCI Center, Washington, D.C.); n7-ACC Tournament (Bobcats Arena, Charlotte, N.C.)

Duquesne (1-0)

Home: 0-0, Away: 0-0, Neutral: 1-0

3-17-70 (NIT).....	n1	W	78- 68
n1-NIT first round (Madison Square Garden, New York, N.Y.)			

EA Sports All-Stars (1-0)

Home: 1-0, Away: 0-0, Neutral: 0-0

11-12-01 (exh).....	h	W	112- 85
---------------------	---	---	---------

East Carolina (3-1)

Home: 2-1, Away: 1-0, Neutral: 0-0

1-27-79 (ot).....	h	L	64- 66
2-17-79.....	a	W	82- 68
1-4-89.....	h	W	92- 69
12-3-94.....	h	W	100- 74

East Tennessee State (3-1)

Home: 2-0, Away: 0-1, Neutral: 1-0

1-13-76.....	h	W	79- 54
12-18-76.....	h	W	62- 54
12-16-78.....	a	L	76- 86
3-15-90.....	n1	W	99- 83
n1-NCAA Southeast Regional first round (Thompson-Boling Arena, Knoxville, Tenn.)			

Eastern Illinois (1-0)

Home: 0-0, Away: 0-0, Neutral: 1-0

11-22-01.....	n1	W	70- 65
n1-Las Vegas Invitational (Valley High School, Las Vegas, Nev.)			

Elon (3-0)

Home: 3-0, Away: 0-0, Neutral: 0-0

1-22-03.....	h	W	66- 47
11-21-05.....	h	W	81- 69
11-10-06.....	h	W	83- 49

Evansville (0-1)

Home: 0-0, Away: 0-1, Neutral: 0-0

12-23-26.....	a	L	36- 38
---------------	---	---	--------

Flagler (3-0)

Home: 3-0, Away: 0-0, Neutral: 0-0

12-1-80.....	h	W	87- 59
1-13-82.....	h	W	79- 71
12-12-83.....	h	W	95- 52

Florida (27-20)

Home: 17-5, Away: 7-12, Neutral: 3-3

2-3-23.....	h4	W	52- 20
1-7-29.....	h7	W	36- 19
1-8-29.....	h7	W	33- 26
2-24-29.....	n1	W	50- 24
1-14-31.....	a	L	31- 39
1-20-31.....	h7	W	32- 23
2-27-31.....	n1	L	48- 53
1-9-32.....	a	W	41- 32
2-17-32.....	h4	W	38- 23
1-4-36.....	a	L	25- 36
2-17-36.....	h8	W	39- 22
1-13-37.....	a	W	35- 25
2-15-37.....	h8	W	43- 37
2-17-38.....	h8	W	54- 40
2-4-39 (ot).....	a	L	29- 33
1-15-40.....	h9	L	40- 45
2-1-46.....	h9	W	64- 53
2-23-46.....	a	W	58- 50
2-13-48.....	h9	W	65- 42
2-28-48.....	a	W	63- 55
2-10-49.....	h9	W	57- 49
2-26-49.....	a	W	66- 56
2-10-50.....	h9	W	69- 38
2-25-50.....	a	L	41- 59
1-13-51.....	h9	L	54- 56
2-16-52.....	a	L	73- 80
12-29-52.....	n2	L	60- 68
2-14-53.....	h9	L	65- 76
12-30-53.....	n2	L	59- 63
3-1-54.....	a	L	59- 67
2-28-55.....	h9	W	88- 68
2-27-56.....	a	L	48- 66
2-25-57.....	h	W	64- 57
2-24-58 (ot).....	a	W	62- 61
2-23-59.....	h	W	76- 72
2-22-60 (ot).....	a	W	69- 55
2-27-61.....	h	W	52- 50
2-26-62 (ot).....	a	L	75- 82
12-28-62.....	n2	W	63- 61
2-25-63.....	h	W	89- 69
2-24-64.....	a	L	73- 92
12-28-70.....	n2	W	69- 58
12-16-72.....	a	L	69- 78
2-5-73 (ot).....	h	L	85- 87
1-2-74.....	h	L	68- 70
1-2-75.....	a	L	69- 90
11-24-87.....	a1	L	69- 80

n1-SIC Tournament (City Auditorium, Atlanta, Ga.); n2-Gator Bowl Tournament (Jacksonville, Fla.); a1-Preseason

NIT second round

Florida A&M (6-0)

Home: 5-0, Away: 0-0, Neutral: 0-0

2-28-55.....	h9	W	88- 68
2-27-56.....	a	L	48- 66
2-25-57.....	h	W	64- 57
2-24-58 (ot).....	a	W	62- 61
2-23-59.....	h	W	76- 72
2-22-60 (ot).....	a	W	69- 55
2-27-61.....	h	W	52- 50
2-26-62 (ot).....	a	L	75- 82
12-28-62.....	n2	W	63- 61
2-25-63.....	h	W	89- 69
2-24-64.....	a	L	73- 92
12-28-70.....	n2	W	69- 58
12-16-72.....	a	L	69- 78
2-25-73 (ot).....	h	L	85- 87
1-2-74.....	h	L	68- 70
1-2-75.....	a	L	69- 90
11-24-87.....	a1	L	69- 80

n1-SVC Tournament (City Auditorium, Atlanta, Ga.); n2- Gator Bowl Tournament (Jacksonville, Fla.); a1-Preseason
NIT second round

Florida A&M (6-0)

Home: 5-0, Away: 0-0, Neutral: 0-0

12-1-92.....	h	W	112- 83	
11-26-94.....	h	W	112- 56	
2-5-00.....	h	W	89- 57	
11-16-01.....	h	W	97- 62	
11-14-09.....	22/20.....	h	W	100- 59
11-11-11.....	h13	W	92- 59	

Florida State (27-37)

Home: 16-15, Away: 10-19, Neutral: 1-3

All Home Games: 16-15			
At McCamish Pavilion: 0-1			
At AMC: 16-14			
At Georgia Dome: 0-1			
In Atlanta: 16-16			
All Road Games: 10-19			
At Tucker Center: 7-12			
As ACC members: 17-23			
In the ACC Tournament: 0-2			
All Neutral Games: 1-3			
As Metro Conference members: 1-3			
Under Whack Hyder: 8-10			
Under Dwane Morrison: 2-4			
Under Bobby Cremins: 8-11			
Under Paul Hewitt: 9-10			
Under Brian Gregory: 0-2			
Vs. Leonard Hamilton: 7-11 (6-11 at FSU)			
Longest Winning Streak: 5 games (1995-97)			
Longest Losing Streak: 8 games (2007-present)			
Most Points Scored: 111 on 2-11-1999			
Fewest Points Scored: 54 on 2-11-00, 2-1-2012, 2-5-13			
Most Points Allowed: 108 on 2-19-72, 2-11-1999			
Fewest Points Allowed: 55 on 1-19-1963			
Largest Margin of Victory: 31 on 1-30-2002			
Largest Margin of Defeat: 58 on 2-19-1972			

• Florida State has won the last seven games in the series, including a 68-54 win in Tallahassee in the teams' only regular-season meeting of 2011-12. Georgia Tech's last win over the Seminoles occurred in Tallahassee on Feb. 13, 2007 by a score of 63-57.

• Last year's FSU win was the first meeting since February of 2004 to be decided by double digits. The 12 meetings in between were decided by an average of three points per game.

• The scores of each of the last eight games, dating back to the last Tech win, have been in the 60s, with the exception of FSU's 72-66 win on Feb. 10 in Atlanta. Tech has not scored more than 66 points against FSU in any of the last eight meetings.

• Since FSU joined the ACC, Tech is 17-22 against the Seminoles. Florida State won the first six in a row, Tech followed by winning five straight, and is 12-16 against the Seminoles since then.

• In those 39 games, 19 have been decided by four points or less, 28 by 10 points or less. One of those games went to double-overtime, which the Yellow Jackets won 111-108 on Feb. 11, 1999 in Tallahassee.

• Tech is 16-15 against the Seminoles in Atlanta, all but one of those games at Alexander Memorial Coliseum.

• Tech is 6-10 against Seminoles teams led by head coach Leonard Hamilton. Tech is 7-10 against Hamilton overall, with a victory over his Miami team in December of 1997.

• Tech is 10-19 in games played in Tallahassee, including a 7-12 mark at the Donald L. Tucker Civic Center, formerly known as the Tallahassee-Leon County Civic Center.

• Tech and Florida State were both members of the old Metro Conference from 1976-78, and the Seminoles won three of those four meetings.

• Florida State has won both ACC Tournament meetings between the schools, including a 64-62 win at the Georgia Dome in 2009.

All-Time Series Results

1-19-63.....	7/6.....	h	W	70- 55
2-15-64 (ot).....		a	L	77- 73
1-20-65.....		h	W	65- 72
2-15-65.....		h	W	77- 76
1-31-66.....		a	L	66- 71
2-14-66.....		h	W	95- 88
1-28-67.....		a	W	75- 68
2-25-67.....		h	W	102- 84
1-20-68.....		h	L	57- 73
2-24-68.....		a	L	67- 72
2-18-69.....		a	W	84- 76
2-22-69.....		h	L	80- 98
1-24-70.....	18/NR.....	h	L	83- 89
2-21-70.....	8/11.....	a	L	80- 97
1-23-71.....		a	W	85- 67
2-8-71.....		h	L	76- 81
1-22-72.....		h	L	69- 71
2-19-72.....	14/11.....	a	L	50- 108
3-3-77.....		n1	W	72- 67
2-21-78.....	12/10.....	a	L	72- 78
2-25-78.....	12/10.....	h	L	82- 85

3-3-78.....	nr/18.....	11/11.....	n2	L	69- 71
1-23-79.....				a	L 73- 79
2-10-79.....				h	W 75- 72
1-23-92.....	18/17.....			h	L 79- 83
2-15-92.....		23/21.....		a	L 67- 80
1-31-93.....	18/17.....	19/20.....		a	L 77- 96
3-4-93.....		11/11.....		h	L 82- 83
1-29-94.....	21/19.....			h	L 73- 74
3-2-94.....				a	L 68- 71
1-29-95.....	21/21.....			a	W 81- 68
3-2-95.....				h	W 69- 67
1-27-96.....				h	W 79- 58
2-28-96.....	18/20.....			a	W 83- 68
1-15-97.....				h	W 71- 58
2-9-97.....				L	62- 64
1-18-98.....	17/16.....			h	L 67- 70
2-18-98.....				a	W 72- 59
1-11-99.....				h	L 56- 75
2-11-99 (2ot).....				a	W 111- 108
1-19-00.....				h	W 65- 62
2-21-00.....				a	L 54- 64
3-9-00.....			n3	L	62- 63
1-27-01.....				h	W 77- 68
2-28-01.....				a	L 59- 69
1-30-02.....				h	W 77- 46
3-2-02.....				a	W 86- 78
1-14-03.....				h	W 81- 74
2-15-03.....				L	64 71
3-3-04.....	15/16.....			a	L 65- 81
3-6-04.....	19/22.....			h	W 63- 60
2-2-05.....	25/23.....			h	W 64- 61
2-20-05.....				W	76- 75
1-9-06.....				a	L 79- 80
2-13-07.....				h	W 88- 80
2-13-07.....				h	W 63- 57
12-30-07.....				a	L 64- 66
2-5-09.....				a	L 58- 62
3-13-09.....		22/22.....	n4	L	62- 64
12-20-09 (ot).....	22/15.....			h	L 59- 66
1-24-10.....	19/18.....			a	L 66- 68
2-10-11.....				h	L 63- 72
2-1-12.....	21/24.....			a	L 54- 68
2-5-13.....			h14	L	54- 54

SERIES HISTORY VS. ALL OPPONENTS

12-3-60.....	h	W	80- 54
12-29-61.....	a1	W	72- 65
12-3-62 (ot).....	a	W	80- 79
12-4-63.....	h	W	92- 69
1-9-65.....	a	W	96- 85
2-8-66.....	h	W	110- 68
1-10-67 (ot).....	a	L	68- 69
1-17-68.....	h	W	68- 61
1-28-69.....	a	W	72- 63
1-15-70.....	h	W	88- 61
2-27-71.....	a	W	81- 66
12-22-71.....	h	W	108- 91
12-29-75.....	a1	W	98- 81
12-19-94.....	h	W	94- 73

a1-Poinsettia Tournament (Greenville, S.C.)

Gardner-Webb (1-0)

Home: 1-0, Away: 0-0, Neutral: 0-0

12-1-02.....	h	W	75- 53
--------------	---	---	--------

George Mason (1-0)

Home: 0-0, Away: 0-0, Neutral: 1-0

11-20-09.....	n1	W	70- 62
---------------	----	---	--------

n1-O'Reilly Auto Parts Puerto Rico Tip-Off, San Juan, P.R.

George Washington (3-0)

Home: 1-0, Away: 1-0, Neutral: 1-0

1-2-88.....	h	W	86- 57
12-3-88.....	a	W	94- 64
3-18-05.....	25/25.....	n1	W 80- 68

n1-NCAA Tournament first round (Gaylord Entertainment Center, Nashville, Tenn.)

Georgetown (2-4)

Home: 2-0, Away: 0-1, Neutral: 0-3

2-15-21.....	a	L	14- 37
1-1-55.....	n1	L	62- 68
12-21-63.....	h	W	96- 71
3-23-85.....	6/6 1/1.....	n2	L 54- 60
11-22-95.....	25/20 4/4.....	n3	L 72- 94
3-16-98 (ot).....	*h	W 80- 79

n1-Queen City Tournament (Buffalo, N.Y.); n2-NCAA East Regional final (Providence [R.I.] Civic Center); n3-Preseason NIT semifinals (Madison Square Garden, New York, N.Y.); *h-NIT second round

Georgia (103-86)

Home: 61-25, Away: 29-51, Neutral: 13-10

All Home Games: 61-25
At AMC: 31-9
At McCamish Pavilion: 1-0
All Other Home Courts: 29-16
In Athens: 29-51
At Stegeman Coliseum: 4-25
All Neutral Games: 13-10
At The Omni: 8-6
In Atlanta: 68-32
As SEC members: 55-29
As SIC members: 11-11
Under Whack Hyder: 38-21
Under Dwane Morrison: 6-10
Under Bobby Cremins: 10-10
Under Paul Hewitt: 4-7
Under Brian Gregory: 2-0
Vs. Mark Fox: 2-2
Longest Winning Streak: 10 games (1958-61)
Longest Losing Streak: 7 games (1909-21, 1980-84)
Most Points Scored: 112 on 12-19-1990
Fewest Points Scored: 8 on 2-14-1914
Most Points Allowed: 108 on 12-19-1990
Fewest Points Allowed: 11 on 3-17-1906
Largest Margin of Victory: 38 on 12-5-2004
Largest Margin of Defeat: 69 on 1-22-1909
• Georgia Tech has won consecutive games over Georgia for the first time since winning three straight over the Bulldogs in 1992-93-94.
• Tech snapped a 13-game losing streak in games played at Stegeman Coliseum with a 68-56 win over Georgia on Dec. 7, 2011. It was Tech's first win in Athens since Nov. 26, 1976, a stretch that spanned three Tech coaches - Dwane Morrison (0-for-his-last-4), Bobby Cremins (0-4) and Paul Hewitt (0-5).
• Georgia Tech leads the overall series 103-86 and has played the Bulldogs more than any other opponent in its basketball history.
• The series has been played alternately on the respective schools' campus since the 1995-96 season. Of the 18 meetings since then, the home team has won 15 times.

Georgia has won twice in Atlanta, both at Alexander Memorial Coliseum in 2000 and 2010.

- Before the December, 1995 meeting in Athens, the teams played 14 straight years at the Omni in downtown Atlanta, which was located on the site of the current Philips Arena. Tech went 8-6 against the Bulldogs in the facility, including eight of the last 10 before the neutral series ended. The teams have played on neutral sites other than the SEC or Southern Intercollegiate Championships only one other time, that coming at the 1960 Gator Bowl Tournament in Jacksonville, Fla.

All-Time Series Results

3-10-06.....	a	W	27- 13
3-17-06 (ot).....	h1	W	13- 11
1-22-09.....	a	L	9- 78
1-29-09.....	h2	L	13- 69
2-15-13.....	a	L	12- 71
2-28-13.....	h3	L	20- 35
2-14-14.....	a	L	8- 58
2-26-14.....	h3	L	24- 29
2-27-21.....	n1	L	21- 26
2-28-23.....	n1	W	27- 22
1-31-25.....	h7	W	30- 25
2-21-25.....	a	L	24- 34
1-8-26.....	h7	W	35- 30
1-30-26.....	a	L	29- 33
2-20-26.....	h4	L	19- 34
1-15-27 (ot).....	a	W	36- 35
1-29-27.....	h4	W	33- 27
2-19-27.....	a	W	36- 25
1-14-28.....	h7	L	30- 33
1-28-28.....	a	W	36- 35
2-18-28.....	h4	W	28- 26
1-26-29.....	h4	W	38- 37
2-25-29.....	a	L	25- 27
1-18-30.....	h7	L	23- 26
1-25-30.....	h4	L	23- 25
2-22-30.....	h4	L	31- 35
1-17-31.....	a	L	30- 39
1-31-31.....	h7	W	37- 19
2-14-31.....	a	L	15- 44
1-30-32.....	h4	W	30- 20
2-6-32.....	a	L	15- 25
2-20-32.....	h4	W	25- 22
1-14-33.....	a	L	25- 30
1-28-33.....	h4	W	26- 16
2-18-33.....	a	W	32- 30
1-13-34.....	a	W	33- 25
1-27-34.....	h4	L	33- 37
2-17-34.....	h4	L	27- 28
3-2-34.....	n2	L	19- 33
1-19-35.....	a	L	23- 33
2-2-35.....	h4	W	32- 27
2-23-35 (ot).....	a	W	49- 39
2-1-36.....	h8	W	29- 21
2-22-36.....	a	W	24- 22
1-30-37.....	a	W	34- 20
2-20-37.....	h8	W	42- 22
1-29-38.....	h8	W	51- 28
2-19-38.....	a	W	29- 27
1-28-39.....	a	L	26- 32
2-18-39.....	h9	L	29- 41
1-27-40.....	h9	L	31- 46
2-17-40.....	a	L	31- 40
2-7-41.....	a	L	26- 31
2-20-41.....	h9	W	52- 44
2-19-42.....	h9	W	49- 29
2-21-42.....	a	L	37- 38
2-18-43.....	a	W	58- 31
2-20-43.....	h9	W	39- 20
2-12-44.....	a	W	42- 39
2-19-44.....	h9	W	71- 44
2-9-45.....	h9	W	70- 38
2-24-45.....	a	W	69- 42
3-1-45.....	n3	W	68- 49
2-6-46.....	a	L	40- 50
2-15-46.....	h9	L	43- 46
2-28-46.....	n3	L	30- 36
2-4-47.....	a	W	51- 44
2-19-47.....	h9	W	70- 46
2-4-48.....	a	W	68- 58
2-12-48.....	a	W	73- 64
2-18-48.....	a	L	58- 65
3-5-48.....	n3	W	60- 57
1-26-49 (ot).....	h9	L	60- 74
2-2-49.....	a	W	56- 49
2-16-49.....	h9	W	60- 58
1-25-50.....	a	L	55- 67
2-1-50.....	h9	W	56- 51
2-15-50 (ot).....	a	L	72- 73
1-9-51.....	h9	W	56- 50
1-20-51.....	a	L	66- 77
2-7-51.....	h9	L	53- 54
2-6-52.....	a	L	64- 72

2-23-52.....	h9	W	79- 73
12-30-52.....	n4	W	71- 54
1-6-53.....	a	L	57- 70
2-4-53.....	h9	W	78- 73
12-28-53.....	n4	L	64- 66
2-17-54.....	a	L	61- 69
2-27-54.....	h9	W	80- 63
1-24-55.....	a	L	66- 70
2-17-55.....	h9	W	75- 54
2-26-55 (2ot).....	h9	L	66- 67
12-17-55.....	h9	W	75- 62
2-16-56 (ot).....	a	W	72- 68
2-25-56.....	a	W	81- 72
12-18-56.....	h	W	80- 58
2-14-57.....	a	W	67- 65
2-23-57.....	h	W	74- 60
12-19-57 (ot).....	h	L	68- 69
1-20-58.....	a	W	72- 59
2-22-58.....	a	L	59- 62
12-11-58.....	h	W	73- 66
1-7-59.....	a	W	66- 62
2-21-59.....	h	W	82- 62
12-31-59.....	10/17.....	h	83- 65
1-13-60.....	6/6.....	h	80- 64
2-20-60.....	6/8.....	a	69- 68
12-1-60.....	h	74- 56
12-29-60.....	n4	W	54- 51
1-11-61 (ot).....	a	W	89- 80
2-25-61.....	h	W	83- 71
12-9-61.....	h	L	67- 70
1-11-62.....	h	W	68- 62
2-24-62.....	a	L	61- 68
1-9-63.....	7/7.....	a	72- 70
2-23-63 (ot).....	nr/10.....	h	66- 58
12-2-63.....	h	73- 65
1-21-64.....	h	71- 55
2-22-64.....	a	L	68- 81
12-19-64.....	a	L	66- 79
2-9-65.....	h	W	73- 62
2-20-65.....	a	L	66- 91
12-9-65.....	h	L	65- 76
1-19-66.....	h	W	89- 56
2-26-66.....	a	L	61- 67
12-7-66.....	a	L	87- 89
1-21-67.....	h	W	79- 53
2-15-67.....	a	W	87- 79
12-7-67.....	h	W	86- 78
2-15-68.....	a	L	76- 89
12-5-68.....	a	L	74- 84
2-13-69.....	h	W	73- 66
12-3-69.....	h	W	92- 80
2-4-70.....	a	L	69- 74
12-4-71.....	a	W	97- 88
2-3-71.....	h	W	90- 77
2-2-72.....	h	W	82- 78
3-7-72.....	a	L	78- 93
1-31-73.....	a	L	78- 87
3-6-73.....	h	W	77- 67
1-16-74.....	h	L	66- 75
3-7-74 (ot).....	a	W	97- 95
11-29-75.....	h	W	67- 86
3-5-75.....	h	L	73- 77
11-28-75.....	h	W	59- 57
1-6-76.....	a	L	63- 69
11-26-76.....	a	W	64- 43
1-27-77.....	h	L	51- 60
11-25-77.....	h	W	75- 58
1-11-78.....	a	L	64- 68
12-1-78.....	h	W	75- 51
2-13-79.....	a	L	55- 56
12-15-79.....	a	L	59- 66
2-18-80.....	h	W	40- 38
12-6-80.....	h	L	38- 55
12-30-80.....	a	L	51- 65
12-4-81.....	a	L	61- 62
12-28-81.....	n5	L	42- 53
12-4-82.....	n5	L	67- 82
12-2-83.....	13/na.....	n5	L 62- 64
12-11-84.....	12/14.....	n5	L 59- 60
12-7-85.....	5/4.....	n5	W 89- 65
12-3-86.....	15/nr.....	n5	W 72- 66
12-5-87.....	n5	W 78- 77
12-17-88.....	11/11.....	n5	L 69- 80
12-16-89.....	15/16.....	n5	W 92- 89
12-19-90 (3ot).....	17/13.....	n5	W 112- 105
12-18-91.....	13/13.....	n5	L 65- 66
12-16-92.....	17/16.....	n5	W 75- 67
12-15-93.....	14/14.....	n5	W 72- 69
12-14-94.....	14/13.....	n5	W 86- 78
12-13-95.....	19/20.....	a	L 70- 94
12-3-96.....	h	W 62- 61
12-23-97.....	nr/23.....	a	L 71- 77
12-13-98 (ot).....	h	W 84- 79
1-8-99.....	a	L 68- 70
12-6-00.....	h	L 70- 75
12-9-01.....	a	L 82- 95
11-27-02.....	17/18.....	h	W 83- 77
1-3-04 (2ot).....	4/4.....	a	L 80- 83
12-5-04.....	4/4.....	h	W 87- 49
12-7-05.....	a	L 75- 91
12-22-06.....	h	W 78- 69
1-9-08.....	a	L 72- 79

1-6-09.....	h	W	67- 62
1-5-10.....	20/17.....	a	L 66- 73
12-7-10.....	h	L 72- 73
12-7-11.....	a	W 68- 56
12-4-12.....	h14	W 62- 54

h1-Peachtree Auditorium; h2-Cable Piano Company;

h3-Crystal Palace; h4-City Auditorium; h7-Temporary Gym;

h8-Naval Armory; h9-Heisman Gym; n1-SIC Tournament

(City Auditorium, Atlanta, Ga.); n2-SEC Tournament (City Auditorium, Atlanta, Ga.); n3-SEC Tournament (Louisville, Ky.); n4-Gator Bowl Tournament (Jacksonville, Fla.); n5-

The Omni, Atlanta, Ga.

Ga. Medical College (2-0)

Home: 1-0, Away: 1-0, Neutral: 0-0

1-15-44.....	h9	W	68- 28
2-6-44.....	a	W	68- 45

Georgia Pre-Flight (2-2)

Home: 2-0, Away: 0-2, Neutral: 0-0

1-21-44.....	h9	W	34- 18
1-28-44.....	a	L	34- 43
1-10-45.....	h9	W	41- 36
1-17-45.....	a	L	36- 52

Georgia Southern (3-2)

Home: 2-1, Away: 1-0, Neutral: 0-1

12-29-53.....	n1	L	80- 101
12-1-58.....	h	L	64- 72
2-13-60.....	6/8.....	h	W 66- 53
2-13-82.....	a	W	55- 40
1-28-98.....	h	W	77- 45

Formerly Georgia Teachers College

n1-Gator Bowl Tournament (Jacksonville, Fla.)

Georgia State (17-2)

Home: 16-1, Away: 1-1, Neutral: 0-0

2-17-70.....	h	W	101- 62
3-10-73.....	a	L	73- 77
2-2-74.....	h	W	73- 61
12-13-74.....	h	W	80- 74
1-21-76.....	h	L	62- 69
1-10-77.....	h	W	74- 54
12-3-77.....	h	W	82- 55
2-27-82.....	h	W	74- 73
1-19-83.....	h	W	64- 60
2-3-87.....	h	W	98- 74

SERIES HISTORY VS. ALL OPPONENTS

Havana Yacht Club (1-1)

Home: 0-0, Away: 1-1, Neutral: 0-0

12-29-25 (exh).....	a	L	28-	29
12-31-25 (exh-ot).....	a	W	31-	25

Hawaii (2-2)

Home: 2-0, Away: 0-2, Neutral: 0-0

1-25-69.....	h	W	85-	59
2-19-71.....	a	L	61-	63
2-20-71.....	a	L	62-	91
1-6-73 (ot).....	h	W	85-	82

Hofstra (2-1)

Home: 1-0, Away: 0-0, Neutral: 1-1

12-26-96.....	n1	W	58-	47
12-26-98.....	n1	L	42-	61
11-20-03.....	*h	W	75-	56

n1-ECAC Holiday Festival (Madison Square Garden, New York, N.Y.); *h-Preseason NIT second round

Houston (2-0)

Home: 0-0, Away: 0-0, Neutral: 2-0

12-28-88.....	17/17	n1	W	87-	78
3-19-92.....		n2	W	65-	60

n1-Rainbow Classic (Blaisdell Center, Honolulu, Hawaii); n2-NCAA Midwest Regional first round (Bradley Center, Milwaukee, Wis.)

Howard (3-0)

Home: 2-0, Away: 1-0, Neutral: 0-0

12-4-48.....	a	W	62-	42
1-3-57.....	h	W	95-	54
1-2-91.....	24/nr	h	W	84- 77

Idaho State (3-1)

Home: 0-0, Away: 0-0, Neutral: 3-1

12-28-54 (ot).....	n1	W	72-	69
12-28-56.....	20/nr.....	n2	W	75- 72
12-10-76.....	n3	L	72-	88
12-18-00.....	n4	W	78-	56

n1-Queen City Tournament (Buffalo, N.Y.); n2-All-College Tournament (Oklahoma City, Okla.); n3-Marshall Invitational (Huntington, W.Va.); n4-Stanford Invitational (Stanford, Calif.)

Illinois (1-7)

Home: 0-1, Away: 0-2, Neutral: 1-4

12-30-66.....	n1	L	71-	83
12-28-67.....	n2	L	54-	65
3-21-85.....	6/6 12/10	n3	W	61- 53
1-1-86.....	4/3	h10	L	57- 59
12-29-88.....	17/17 4/4	n4	L	75- 80
1-22-89 (2ot).....	n1r/20	a	L	92- 102
11-23-01.....	3/2	n5	L	66- 105
11-28-12.....	a	L	62-	75

n1-Bruin Classic (Pauley Pavilion, Los Angeles, Calif.); n2-Chicago Classic, Chicago, Ill.; n3-NCAA East Regional semifinal (Providence [R.I.] Civic Center); n4-Rainbow Classic (Blaisdell Center, Honolulu, Hawaii); n5-Las Vegas Invitational (Valley High School, Las Vegas, Nev.)

Illinois-Chicago (1-2)

Home: 0-2, Away: 1-0, Neutral: 0-0

11-22-04.....	3/3.....	a	W	60-	59
11-25-05.....		h	L	51-	73
12-14-08.....		h	L	60-	66

Indiana (0-2)

Home: 0-0, Away: 0-1, Neutral: 0-1

12-29-69.....	n1	L	65-	87
11-27-07.....	a1	L	79-	83

a1-ACC/Big Ten Challenge; n1-Bruin Classic (Pauley Pavilion, Los Angeles, Calif.)

Indiana-Pa. (1-0)

Home: 1-0, Away: 0-0, Neutral: 0-0

11-8-09 (ot) (exh).....	h	W	84-	76
-------------------------	---	---	-----	----

IUPUI (0-1)

Home: 0-1, Away: 0-0, Neutral: 0-0

12-29-01.....	h	L	92-	98
---------------	---	---	-----	----

[Indiana University-Purdue University-Indianapolis]

176th Infantry (0-2)

Home: 0-1, Away: 0-1, Neutral: 0-0

2-11-44.....	h9	L	52-	55
2-18-44.....	a	L	42-	64

Iona (2-1)

Home: 0-0, Away: 0-0, Neutral: 2-1

1-4-83.....	n1	L	58-	81
2-8-89.....20/20.....	n2	W	78-	69
12-27-98.....	n3	W	72-	65

n1-Brendan Byrne Arena, East Rutherford, N.J.; n2-Madison Square Garden, New York, N.Y.; n3-ECAC Holiday Festival (Madison Square Garden, New York, N.Y.)

Iowa (1-1)

Home: 0-0, Away: 1-1, Neutral: 0-0

11-28-00.....	a1	L	67-	85
3-24-03.....	a2	W	79-	78

a1-ACC-Big Ten Challenge (Iowa City, Iowa); a2-NIT second round (Iowa City, Iowa)

Iowa State (1-0)

Home: 0-0, Away: 0-0, Neutral: 1-0

3-18-88.....	n1	W	90-	78
--------------	----	---	-----	----

n1-NCAA East First Round (Hartford [Conn.] Civic Center)

Islay Dairy (1-0)

Home: 0-0, Away: 1-0, Neutral: 0-0

12-24-26.....	a	W	29-	24
---------------	---	---	-----	----

Jackson State (2-0)

Home: 2-0, Away: 0-0, Neutral: 0-0

12-1-87.....	h	W	79-	71
11-13-06.....	23/21	h	W	100- 70

Jacksonville (5-5)

Home: 3-2, Away: 1-2, Neutral: 1-1

2-6-67.....	a	W	81-	71
1-8-68.....	a	L	53-	63
2-12-68.....	h	W	97-	77
1-6-69.....	h	L	62-	71
2-8-69.....	a	L	67-	73
2-26-70.....	6/6	h	L	81- 86
12-27-80.....	n1	L	41-	64
12-21-85.....	7/7	n1	W	72- 53
12-22-05.....	h	W	92-	67
11-28-08.....	h	W	79-	76

n1-Gator Bowl Tournament (Jacksonville, Fla.)

Jacksonville YMCA (1-0)

Home: 0-0, Away: 1-0, Neutral: 0-0

12-31-23.....	a	W	32-	31
---------------	---	---	-----	----

James Madison (2-0)

Home: 2-0, Away: 0-0, Neutral: 0-0

11-20-91.....	23/24	*h	W	93-	69
12-15-04.....	3/3	h	W	72-	47

*h-Preseason NIT first round

Kansas (1-5)

Home: 0-2, Away: 0-2, Neutral: 1-1

1-12-71	h	L	71-	84
2-7-72	a	L	65-	93
11-27-99	10/11.....n1	L	70-	84
3-28-04 (ot)	14/15 16/14.....n2	W	79-	71
1-1-05 (ot).....	9/9 2/2.....a	L	68-	70
12-18-07.....	3/3.....h	L	66-	71

n1-Great Alaska Shootout (Sullivan Arena, Anchorage, Alaska); n2-NCAA St. Louis Regional final (Edward Jones Dome, St. Louis, Mo.)

Kennesaw State (2-1)

Home: 2-0, Away: 0-1, Neutral: 0-0

11-6-04 (exh).....	h	W	80-	60
12-22-09.....v/22	h	W	80-	55
11-15-10.....	a		63-	80

Kentucky State (1-0)

Home: 1-0, Away: 0-0, Neutral: 0-0

1-30-10.....	22/22	h	W	98-	50
--------------	-------	---	---	-----	----

Kentucky (15-56)

Home: 10-19, Away: 4-31, Neutral: 1-6

2-23-24.....	a1	L	27-	33	
2-6-25.....	h7	L	16-	18	
1-16-26.....	a2	L	24-	25	
1-22-27.....	h7	W	48-	16	
2-11-28.....	a2	W	35-	31	
1-16-29.....	h7	W	33-	19	
2-8-30.....	a2	L	19-	39	
2-7-31.....	a2	L	34-	38	
2-17-31.....	h7	L	16-	35	
2-11-33.....	a2	L	22-	45	
2-10-34.....	a2	L	25-	49	
2-9-35.....	a2	L	30-	57	
3-2-37.....	n1	L	30-	40	
2-19-40.....	h9	W	44-	39	
1-20-41.....	h9	L	37-	47	
2-17-41.....	a2	L	41-	60	
1-20-42.....	h9	L	53-	63	
2-16-42.....	a2	L	51-	57	
1-19-43.....	h9	L	36-	38	
2-15-43.....	a2	L	31-	58	
1-22-45.....	h9	L	58-	64	
2-3-45.....	a2	L	32-	51	
1-21-46.....	a2	L	43-	68	
1-28-46.....	h9	L	26-	54	
1-20-47.....	h9	L	47-	70	
2-22-47.....	a2	L	46-	83	
3-1-47.....	n2	L	53-	75	
1-19-48.....	h9	L	56-	71	
2-21-48.....	a2	L	54-	78	
3-6-48.....	n2	L	43-	54	
1-17-49.....	h9	L	45-	56	
2-19-49.....	a2	L	32-	78	
1-16-50.....	2/na	h9	L	47-	61
2-18-50.....	5/na	a2	L	62-	97
1-22-51.....	2/2	h9	L	61-	82
2-9-51.....	1/1	a3	L	42-	75
3-2-51.....	1/1	n2	L	56-	82
1-21-52.....	3/3	h9	L	51-	96
2-9-52.....	1/1	a3	L	42-	93
2-28-52.....	1/1	n2	L	59-	80
1-9-54.....	1/1	a3	L	53-	105
2-2-54.....	1/1	n3	L	48-	99
1-8-55.....	1/1	a3	W	59-	58
1-31-55.....	1/1	h9	W	65-	59
1-7-56.....	6/6	a3	L	51-	104
1-30-56.....	3/4	h9	L	62-	84
1-5-57.....	3/3	a3	L	72-	95
1-28-57.....	5/3	h	L	65-	76
1-4-58.....	10/15	a3	L	60-	76
1-27-58.....	9/12	h	W	71-	52
1-3-59.....	1/1	a3	L	62-	72
1-26-59.....	1/1	h	L	70-	94
1-2-60.....	10/17 13/14	a3	W	62-	54
1-25-60.....	6/6 16/15	h	W	65-	44
1-7-61.....	a3	L	79-	89	
1-30-61.....	h	W	62-	60	
1-6-62.....	3/5	a3	L	70-	89
1-29-62.....	2/3	h	L	62-	71
1-5-63 (2ot).....	nr/13 6/7	a3	W	86-	85
1-28-63.....	6/6	h	W	66-	62
1-4-64.....	1/1	h	W	76-	67
1-25-64.....	5/4	a3	L	62-	79
12-19-75.....	20/nr	a3	L	64-	66
12-21-91.....	13/13 8/9	n4	W	81-	80
12-5-92.....	13/15 5/5	a	L	87-	96
12-9-95.....	16/15 5/5	a	L	60-	83
12-21-96.....	3/3	*h11	L	59-	88
12-13-97.....	24/23 4/5	a	L	71-	85
12-19-98.....	3/4	*h11	L	39-	80
1-5-00.....	24/24	a4	L	71-	80
12-9-00.....	*h12	W	86-	84	

a-Rupp Arena; a1-Buell Armony; a2-Alumni Gym; a3-Memorial Coliseum; a4-Freedom Hall, Louisville, Ky.; n1-SEC Tournament (Knoxville, Tenn.); n2-SEC Tournament (Louisville, Ky.); n3-Louisville, Ky.; n4-Kuppenheimer Classic (The Omni, Atlanta, Ga.); *h11-Delta Classic (Georgia Dome, Atlanta, Ga.); *h12-Delta Classic (Philips Arena, Atlanta, Ga.)

Knights of Columbus (0-1)

Home: 0-0, Away: 0-1, Neutral: 0-0

12-30-30.....	a	L	24-	29
---------------	---	---	-----	----

Lafayette (3-0)

Home: 3-0, Away: 0-0, Neutral: 0-0

12-10-94.....	17/15	h	W	112-	84
1-2-00.....		h	W	75-	64
12-28-04.....	9/9	h	W	92-	58

LaGrange YMCA (1-0)

Home: 0-0, Away: 1-0, Neutral: 0-0

12-23-28.....	a	W	33-	31
---------------	---	---	-----	----

LaSalle (1-1)

Home: 0-0, Away: 0-1, Neutral: 1-0

12-22-48.....	a	L	59-	67
3-20-71.....	n1	W	70-	67

n1-NIT first round (Madison Square Garden, New York, N.Y.)

LeMoynne (2-0)

Home: 2-0, Away: 0-0, Neutral: 0-0

11-14-04 (exh).....	h	W	103-	66
11-7-08 (exh).....	h	W	85-	54

Lithuanian National Team (1-0)

Home: 1-0, Away: 0-0, Neutral: 0-0

11-22-93 (exh).....	h	W	88-	68
---------------------	---	---	-----	----

Long Island (0-1)

Home: 0-0, Away: 0-0, Neutral: 0-1

2-20-48.....	n1	L	60-	74
--------------	----	---	-----	----

n1-Madison Square Garden, New York, N.Y.

Loraine Lions Club (1-0)

Home: 0-0, Away: 1-0, Neutral: 0-0

12-25-26.....	a	W	26-	25
---------------	---	---	-----	----

Louisiana-Lafayette (1-0)

Home: 1-0, Away: 0-0, Neutral: 0-0

11-18-03.....	*h	W	79-	45
---------------	----	---	-----	----

*h-Preseason NIT first round

Louisiana State (

SERIES HISTORY VS. ALL OPPONENTS

Louisville (13-15)

Home: 7-3, Away: 4-9, Neutral: 2-3

All Home Games: 7-3
At McCamish Pavilion: 0-0
At AMC: 4-2
In Atlanta: 7-3
All Road Games: 4-9
At KFC Yum! Center: 0-0
At Freedom Hall: 3-8
At Louisville Convention Center: 1-1
As ACC members: 0-0
In the ACC Tournament: 0-0
As Metro Conference members: 2-2
All Neutral Games: 2-3
Under Roy McArthur: 0-1
Under Whack Hyder: 3-6
Under Dwane Morrison: 2-2
Under Bobby Cremins: 8-5
Under Brian Hewitt: 0-1
Under Brian Gregory: 0-0
Vs. Rick Pitino: 0-1 at Louisville (1-4 overall)
Vs. Denny Crum: 10-7
Longest Winning Streak: 4 games (1990-92)
Longest Losing Streak: 3 games (1963-64)
Most Points Scored: 94 on 2-10-1990 and 12-20-1997
Fewest Points Scored: 48 on 12-27-1965
Most Points Allowed: 91 on 2-25-1977
Fewest Points Allowed: 50 on 2-17-1962
Largest Margin of Victory: 13 on 2-24-1991
Largest Margin of Defeat: 22 on 12-18-1950 and 3-20-2005

• Of the four incoming members of the expanded ACC, Tech has the longest history with Louisville. In fact, the 28 meetings are the third-most for the Yellow Jackets against any opponent not in the ACC or SEC.

• Tech went 3-6 against the Cardinals with Whack Hyder as its head coach, all of those games between 1958 and 1965.

• After a 12-year hiatus, Tech was 2-2 vs. Louisville when both teams were members of the Metro Conference in the late 1970s. Dwane Morrison was the Yellow Jackets' head coach for all those games, and Denny Crum was on the Cardinals' bench.

• After another long break, the teams met 13 times between 1988 and 1999, with Bobby Cremins and Crum on the opposing benches in all those games. The Yellow Jackets went 8-5 against the Cardinals during this time. Three of the meetings took place at Alexander Memorial Coliseum, and six at Freedom Hall.

• The other four were played at the Georgia Dome, and Tech won three of those, including the first-ever college basketball game played in the facility, and before the largest crowd ever to witness a college game in the state of Georgia at the time (28,885). That game will be forever remembered in Tech lore after the James Forrest launched a half-court heave that dropped through the net at the buzzer for an 87-85 Yellow Jacket victory.

• The teams have met seven times when both were ranked among the nation's top 25 teams, and Tech has won four of those meetings.

• Tech coach Brian Gregory is 2-0 as a head coach vs. Louisville, both games vs. the Cardinals' head coach Rick Pitino, including a 68-64 neutral court win during the 2006-07 season and a 70-65 win at Freedom Hall in 2007-08.

• Tech has faced Pitino once as the Louisville head coach, and that is the most recent meeting between the two teams, a 76-54 Cardinals win in the second round of the 2005 NCAA Tournament in Nashville, Tenn. The Yellow Jackets were 1-4 against Kentucky teams coached by Pitino, including an 81-80 victory over the Wildcats at Philips Arena on Dec. 21, 1991 (Pitino was ejected from that game after drawing two technical fouls).

All-Time Series Results

12-18-50.....	a	L	57- 79
12-6-58.....	a	L	57- 71
12-5-59.....	h	W	68- 56
12-12-60.....	a1	L	65- 74
2-17-62.....	h	W	59- 50
2-16-63.....	10/9.....	h	L 73- 78
1-18-64.....	a2	L	59- 68
12-29-64.....	n1	L	71- 77
1-16-65.....	a2	W	66- 63
12-27-65.....	n2	L	48- 54
2-25-77.....	10/10.....	a	L 80- 91
3-4-77.....	10/9.....	n3	W 56- 55
1-14-78.....	9/8.....	a	L 84- 90

2-14-78.....	h	W	69- 59		
1-6-88.....	a	W	62- 61		
1-15-89.....	19/16 ...	9/9.....	h	L	65- 67
2-10-90.....	16/15 ...	15/14.....	W	94- 84	
2-24-91.....	h	W	82- 69		
1-25-92.....	18/17 ...	20/21.....	a	W	73- 65
12-19-92.....	17/16 ...	21/22.*h11	W	87- 85	
1-15-94.....	17/18 ...	15/15.....	a	L	68- 88
12-17-94.....	14/13.....	*h11	L	72- 77	
12-16-95.....	19/20 ...	20/19.*h11	W	88- 77	
1-11-97.....	14/16.....	a	L	56- 60	
11-29-97.....	19/19.....	n5	W	73- 69	
12-20-97.....	*h11	W	94- 86		
2-14-99.....	a	L	58- 78		
3-20-05.....	25/25 ...	4/4.....	n6	L	54- 76
*h11-Holiday Classic (Georgia Dome, Atlanta, Ga.); a1-Bluegrass Invitational (Freedom Hall, Louisville, Ky.); a2-Louisville Convention Center; n1-Sugar Bowl Tournament (New Orleans, La.); n2-Hurricane Classic (Miami, Fla.); n3-Metro Tournament (Mid-South Coliseum, Memphis, Tenn.); n5-Puerto Rico Shootout (Eugenio Guerra Sports Complex, Bayamon, P.R.); n6-NCAA Tournament second round (Gaylord Entertainment Center, Nashville, Tenn.)					

Loyola-Chicago (0-1)

Home: 0-0, Away: 0-1, Neutral: 0-0

12-30-67.....	a	L	71- 96
---------------	---	---	--------

Loyola Marymount (1-0)

Home: 0-0, Away: 0-0, Neutral: 1-0

12-22-90.....	n1	W	135- 94
---------------	----	---	---------

n1-Kuppenheimer Classic (The Omni, Atlanta, Ga.)

Macon YMCA (3-1)

Home: 1-0, Away: 2-1, Neutral: 0-0

1-17-20.....	h4	W	28- 23
2-14-20.....	a	L	4- 64
1-21-22.....	a	W	29- 14
12-29-23.....	a	W	31- 28

Maine (1-0)

Home: 1-0, Away: 0-0, Neutral: 0-0

1-4-71.....	h	W	99- 52
-------------	---	---	--------

Manhattan (1-1)

Home: 1-0, Away: 0-1, Neutral: 0-0

1-1-31 (ot).....	a	L	26- 32
11-15-95.....	*h11	W	87- 67

*h11-Preseason NIT first round (Georgia Dome, Atlanta, Ga.)

Marathon Oil (2-2)

Home: 2-2, Away: 0-0, Neutral: 0-0

11-21-83 (exh).....	h	W	91- 88
11-17-84 (exh-ot).....	h	W	104- 89
11-2-95 (exh-ot).....	h10	L	88- 91
11-5-96 (exh).....	h	L	62- 91

Marist (4-0)

Home: 2-0, Away: 0-0, Neutral: 2-0

3-13-86.....	6/6.....	n1	W	68- 53
1-2-90.....	12/12.....	h	W	86- 77
12-7-02.....		n2	W	67- 53
12-23-03.....	4/4.....	h	W	90- 40

n1-NCAA Southeast Regional first round (Assembly Center, Baton Rouge, La.); n2-Madison Square Garden, New York, N.Y.

Marquette (3-3)

Home: 1-1, Away: 1-1, Neutral: 1-1

1-13-26.....	h	W	23- 19
12-27-56.....	n1	L	78- 102
12-27-57.....	n2	W	67- 58
12-27-63.....	a1	W	84- 83
1-26-76.....	3/2.....	h	L 44- 55
1-3-77.....	12/14.....	a	L 45- 63

a1-Milwaukee Classic (Milwaukee, Wis.); n1-All-College
Tournament (Oklahoma City, Okla.); n2-Motor City Classic
(Detroit, Mich.)

Maryland (36-39)

Home: 20-11, Away: 11-24, Neutral: 5-4

All Home Games: 20-11
At McCamish Pavilion: 1-0
At AMC: 17-11
At The Omni: 2-0
At Philips Arena: 1-0
In Atlanta: 21-11
All Road Games: 11-24
At Comcast Center: 1-7
At Cole Field House: 10-17
As ACC members: 36-35
In the ACC Tournament: 4-4
All Neutral Games: 4-4
Under Whack Hyder: 0-1
Under Dwane Morrison: 0-8
Under Bobby Cremins: 29-15
Under Paul Hewitt: 5-14
Under Brian Gregory: 2-1
Vs. Mark Turgeon: 2-1
Longest Winning Streak: 10 games (1984-88)
Longest Losing Streak: 9 games (1972-81, 2005-10)
Most Points Scored: 104 on 2-14-1988
Fewest Points Scored: 45 on 12-23-1981
Most Points Allowed: 103 on 12-27-1974
Fewest Points Allowed: 43 on 12-23-1981
Largest Margin of Victory: 25 on 1-5-1992
Largest Margin of Defeat: 36 on 12-27-1974

• Georgia Tech has won the last two meetings and three of the last five in the series, including a 78-68 victory at McCamish Pavilion in 2012-13 in the teams' only regular-season meeting.

• Prior to a 69-64 Tech win in the 2010 ACC Tournament, Maryland had won nine straight over the Yellow Jackets and now the all-time series, 39-36.

• Tech's win in 2012-13 gave the Yellow Jackets a 36-35 record against Maryland since 1979-80 is its second-best mark against any ACC team since the Jackets joined the league (37-34 vs. Virginia). The teams met only four times before Tech joined the ACC, and the Terps won all four.

• Fourteen of the 21 games between Tech and Maryland since the 2000-01 season have been decided by 10 points or fewer.

• Tech was 17-11 against Maryland in Alexander Memorial Coliseum, and is 21-11 in games played in Atlanta. The Terps won the last four meetings at the Thrillerdome, and they were 12-6 against the Jackets on their home court under Gary Williams.

• Percentage-wise and in terms of the number of wins, Tech's 11-24 road record vs. Maryland is the second-best it has against any team in the ACC. The Jackets are 1-7 in the Comcast Center, and were 10-17 at Cole Field House.

• Maryland won the first nine games of the series, but Tech turned the tables under head coach Bobby Cremins, winning 28 of 35 meetings (including 10 in a row at one point) through the 1995-96 season. The Terps won the next seven in a row before Cremins' last Tech team won 69-68 at home on Jan. 15, 2000.

• Tech is 4-4 in ACC Tournament meetings with Maryland. The Terrapins were Tech's first-ever ACC Tournament opponent, a 51-49 overtime win in the 1980 first round in Greensboro. Maryland also was Tech's first ACC Tournament victim, in 1983 at the Omni by a 64-58 score.

All-Time Series Results

12-29-72.....	2/4.....	a	L	55- 90	
12-27-74.....	5/7.....	a	L	67- 103	
12-10-75.....	2/3.....	a	L	65- 93	
12-29-77.....	14/14.....	a	L	63- 65	
12-19-79.....		a	L	60- 70	
1-3-80.....		h	L	74- 83	
2-28-80.....	7/7.....	n1	L	49- 51	
12-23-80.....	9/9.....	h	L	55- 66	
1-31-81.....	14/13.....	a	L	64- 72	
12-23-81.....		a	W	45- 43	
1-30-82.....		h	W	64- 63	
2-5-83.....		a	L	68- 77	
2-23-83.....		h	W	70- 60	
3-11-83.....		n2	W	64- 58	
2-4-84 (2ot).....	18/nr ...	10/9.....	h	W	71- 70
2-23-84.....		a	L	74- 79	
12-28-84.....	10/13 ...	nr/20.....	n3	W	70- 69
2-2-85.....	8/9 ...	17/17.....	a	W	72- 60
2-19-85.....	8/9 ...	nr/29.....	h	W	48- 43
1-11-86.....	5/5.....	h	W	68- 67	
2-22-86.....	5/5.....	a	W	77- 70	
3-8-86.....	6/6.....	n1	W	64- 62	
2-1-87.....		h	W	76- 72	

2-10-87.....		a	W	78- 74
2-8-88.....		a	W	96- 83
2-17-88.....		h	W	104- 82
3-11-88.....	18/18	n1	L	67- 84
2-4-89.....		h	W	87- 74
2-14-89.....		a	W	67- 66
2-3-90.....	17/15	a	W	90- 84
2-13-90.....	13/11	h	W	80- 78
2-1-91.....	23/22	h	W	80- 65
2-13-91.....		a	L	93- 96
1-5-92.....	15/11	h	W	92- 67
2-9-92.....	20/18	a	W	67- 65
1-5-93.....	10/11	a	W	85- 75
2-7-93.....	22/22	h	W	93- 79
1-4-94.....	12/13	h	L	88- 91
2-5-94.....	21/21	a	W	83- 71
1-4-95.....	24/20 7/11	a	L	67- 80
2-4-95.....	21/20 5/8	h	W	100- 91
1-3-96.....		h10	W	98- 84
2-3-96.....	25/nr	a	L	74- 88
3-9-96.....	18/18	n1	W	84- 79
12-12-96.....		a	L	63- 77
2-19-97.....	14/13	h	L	68- 76
1-21-98.....		h	L	67- 70
2-21-98.....		a	L	69- 81
3-6-98.....	21/24 n1	a	L	65- 83
1-19-99.....	4/4	a	L	62- 77
2-21-99.....	5/5	h	L	60- 91
1-15-00.....	18/16	h	W	69- 68
2-16-00.....	22/22	a	L	70- 92
1-6-01.....	17/17	a	L	80- 93
2-6-01.....	13/13	h	W	72- 62
1-13-02.....	4/4	h	L	87- 92
2-13-02.....	3/3	a	L	65- 85
12-29-02.....	23/22	a	L	77- 84
2-9-03.....	8/8	h	W	90- 84
1-17-04.....	12/14	h	W	81- 71
2-19-04.....	18/16	a	W	75- 64
1-30-05.....	22/21	a	L	71- 79
1-25-06.....	18/19	h	L	74- 86
2-18-06 (ot).....		a	L	84- 87
3-9-06.....		n1	L	62- 84
1-24-07.....		a	L	65- 80
2-2-08.....		h	L	86- 88
1-10-09.....		a	L	61- 68
2-8-09.....		h	L	56- 57
2-20-10.....		a	L	74- 76
3-12-10.....	19/19 n1	W	69- 64	
1-30-11.....		h	L	63- 74
1-15-12.....		a	L	50- 61
2-25-12.....		h12	W	63- 61
2-27-13.....		h14	W	78- 68

n1-ACC Tournament (Greensboro [N.C.] Coliseum); n2-ACC Tournament (The Omni, Atlanta, Ga.); n3-Rainbow Classic (Blaisdell Arena, Honolulu, Hawaii); h10-The Omni, Atlanta, Ga.

Maryland-Eastern Shore (2-0)

Home: 2-0, Away: 0-0, Neutral: 0-0

2-20-84.....	h	W	70-	61
1-3-85.....	8/7.....	h	W	93- 40

Massachusetts (0-1)

Home: 0-0, Away: 0-0, Neutral: 0-1

12-22-95.....	21/18 ...	2/2.....	n1	L	67- 75
---------------	-----------	----------	----	---	--------

n1-Jimmy V Classic (Brendan Byrne Arena, East Rutherford, N.J.)

Mayport Naval Base (2-0)

Home: 1-0, Away: 1-0, Neutral: 0-0

1-26-44.....	h9	W	58-	44
2-21-44.....	a	W	57-	53

Memphis (4-3)

Home: 2-1, Away: 1-1, Neutral: 1-1

1-17-77.....	18/nr.....	h	W	89- 82	
1-24-78.....	h	L	62- 65	
2-18-78.....	a	L	59- 61	
1-16-79 (2ot).....	a	W	89- 84	
2-22-79.....	h	W	79- 63	
3-27-92 (ot).....	n1	L	79- 83	
11-21-06.....	19/19 ...	12/11.....	n2	W	92- 85

Formerly Memphis State
n1-NCAA Midwest Regional semifinal (Kemper Arena,
Kansas City, Mo.); n2-EA Sports Maui Invitational
(Lahaina Civic Center, Lahaina, Maui, Hawaii)

SERIES HISTORY VS. ALL OPPONENTS

Mercer (28-17)

Home: 17-8, Away: 10-7, Neutral: 1-2

1-8-09.....	h2	W	28-	7
1-15-09.....	a	L	13-	26
2-21-13.....	h3	L	25-	31
2-25-13.....	a	W	23-	19
2-7-14.....	a	W	30-	20
2-13-14.....	h3	W	31-	22
1-16-20.....	h5	W	30-	26
2-13-20.....	a	W	21-	16
1-8-21.....	h4	L	19-	20
1-29-21.....	a	L	18-	41
1-7-22.....	a	L	26-	28
1-20-22.....	h4	W	44-	35
2-26-22.....	n1	L	14-	29
1-6-23.....	a	L	20-	30
1-20-23.....	h4	W	33-	32
3-2-23.....	n1	L	26-	30
1-18-24.....	h4	L	26-	30
1-19-24.....	a	L	20-	36
1-16-25.....	h7	L	18-	23
2-13-25.....	a	L	21-	28
1-23-32.....	a	L	39-	40
2-13-32.....	h4	L	33-	42
1-21-33.....	h4	W	47-	18
2-20-35.....	a	W	42-	28
1-8-36.....	a	W	59-	42
1-15-36.....	h8	W	46-	20
1-9-37.....	h8	W	53-	36
1-17-38.....	a	W	46-	37
1-19-38.....	h8	W	53-	23
1-11-39.....	h9	L	28-	30
1-8-44.....	h9	W	48-	31
2-5-44.....	a	W	67-	34
1-30-67.....	h	W	91-	57
1-18-69.....	a	W	67-	59
1-28-74.....	h	L	85-102	
1-4-75.....	a	W	70-	68
1-31-75.....	h	W	91-	80
3-15-85.....	6/6.....	n1	W	65-58
12-28-91.....	13/13.....	h	W	97-67
12-11-93.....	17/17.....	h	W	86-69
11-19-99.....	h	W	91-	79
11-22-08 (ot).....	a	W	82-	76
11-27-09.....	v/25.....	h	W	85-74
12-31-10.....	h	W	87-	78
12-22-11.....	h13	L	59-	66

n1-NCAA East Regional first round (The Omni, Atlanta, Ga.)

Mexico City YMCA (1-0)

Home: 1-0, Away: 0-0, Neutral: 0-0

2-9-33.....	h4	W	41-	21
-------------	----	---	-----	----

Miami (7-10)

Home: 4-4, Away: 3-5, Neutral: 0-1

All Home Games: 4-4
At McCamish Pavilion: 0-1
At AMC: 4-2
At Phillips Arena: 0-2
In Atlanta: 4-5
All Road Games: 3-5
At BankUnited Center: 2-4
As ACC members: 5-10
In the ACC Tournament: 0-1
All Neutral Games: 0-0
Under Whack Hyder: 1-1
Under Bobby Cremins: 1-0
Under Paul Hewitt: 4-6
Under Brian Gregory: 1-3
Vs. Jim Larranaga: 1-3
Longest Winning Streak: 4 games (1967-2005)
Longest Losing Streak: 4 games (2006-08)
Most Points Scored: 90 on 2-27-1967
Fewest Points Scored: 36 on 3-8-2012
Most Points Allowed: 90 on 12-3-2006
Fewest Points Allowed: 54 on 3-8-2012
Largest Margin of Victory: 12 on 1-6-2005
Largest Margin of Defeat: 22 on 1-3-1953
• Georgia Tech snapped a three-game losing streak in the series with a 71-69 victory over 6th-ranked Miami in Coral Gables on March 6, earning a split in the season series. The Hurricanes had won the first meeting of the season in Atlanta, 62-49 and maintains a 10-7 lead in the overall series.
• The March 3 victory was only the second win for Tech at the BankUnited Center and first since Feb. 26, 2005. It also was Tech's first win over a top-10 team on the road since the 2003-04 season.
• After winning the first two meetings with Miami after the Hurricanes became members of the ACC, Tech has dropped seven of the

last 10. Miami won the only regular-season meeting between the two teams in 2011-12, as well as their ACC Tournament meeting, both games at Philips Arena.

• Miami was the opponent for Tech in its last game at Alexander Memorial Coliseum, a game the Yellow Jackets won 66-57 to close out the 2010-11 regular season, and that remains Tech's last victory in the series. Tech won four of six games against the Hurricanes in the building.

• Eleven of the 17 meetings have been decided by 10 points or less.

• The last meeting between the two schools prior to Miami's joining the ACC occurred in December of 1997 as part of the Orange Bowl Classic doubleheader at Miami Arena, the Hurricanes' home court until the team moved into the on-campus Convocation Center last year. The Yellow Jackets, led that year by senior forward Matt Harpring, won that game, 69-61.

• Tech played Miami twice under former head coach Whack Hyder, losing the first-ever meeting in the series by 22 points in 1953, then taking a six-point homecourt victory in 1967. That was the only pre-ACC visit by the Hurricanes to Alexander Memorial Coliseum, and the 90-84 Tech win has been the highest scoring game in the brief series.

All-Time Series Results

1-3-53.....	a	L	60-	82
2-27-67.....	h	W	90-	84
12-27-97.....	a1	W	69-	61
1-6-05.....	9/10.....	h	W	80-69
2-26-05.....	a	W	76-	72
2-4-06.....	h	L	53-	70
12-3-06.....	21/23.....	a	L	82-90
1-12-08.....	25/v.....	a	L	68-78
2-17-08.....	h	L	63-	64
3-4-09.....	h	W	78-	68
2-10-10.....	20/20.....	a	L	62-64
2-3-11.....	a	L	57-	59
3-6-11.....	h	W	66-	57
1-24-12.....	h12	L	49-	64
3-8-12.....	n1	L	36-	54
1-5-13.....	h14	L	49-	62
3-6-13.....	a	W	71-	69

a1-Orange Bowl Classic (Miami Arena); n1-ACC Tournament, Philips Arena, Atlanta, Ga.

Michigan (4-3)

Home: 1-1, Away: 0-0, Neutral: 3-2

12-28-66.....	n1	W	101-	70
3-24-71.....	n2	W	78-	70
11-30-85.....	2/2 ... 3/3.....	n3	L	44-49
11-26-93.....	13/15 ... 5/5.....	n3	L	70-80
11-24-95.....	25/20 ... 17/16.....	n4	W	77-61
12-1-99.....	*h12	L	77-	80
11-30-04.....	4/4.....	h1	W	99-68

h1-ACC-Big Ten Challenge (AMC); n1-Bruin Classic (Pauley Pavilion, Los Angeles, Calif.); n2-NIT quarterfinals (Madison Square Garden, New York, N.Y.); n3-Hall of Fame-Tipoff Classic (Springfield [Mass.] Civic Center); n4-Preseason NIT third place game (Madison Square Garden, New York, N.Y.); *h12-ACC-Big Ten Challenge (Phillips Arena, Atlanta, Ga.)

Michigan State (2-2)

Home: 0-0, Away: 1-2, Neutral: 1-0

1-4-47.....	a	L	52-	62
12-22-49.....	a	W	68-	60
3-23-90 (ot).....	9/7 ... 4/4.....	n1	W	81-80
11-30-05.....	a1	L	86-	88

a1-ACC-Big Ten Challenge; n1-NCAA Southeast Regional semifinal (Louisiana Superdome, New Orleans, La.)

Minnesota (1-2)

Home: 0-0, Away: 0-2, Neutral: 1-0

12-30-78.....	a1	L	56-	57
3-25-90.....	9/7 ... 20/nr.....	n2	W	93-91
12-4-02.....	20/17.....	a2	L	63-64

a1-Pillsbury Holiday Classic (Minneapolis, Minn.); n2-NCAA Southeast Regional final (Louisiana Superdome, New Orleans, La.); a2-ACC-Big Ten Challenge (Minneapolis, Minn.)

Mississippi (11-8)

Home: 6-3, Away: 4-3, Neutral: 1-2

2-27-26.....	n1	L	24-	36
3-7-38.....	n2	W	58-	47
3-3-39.....	n3	L	38-	42
1-20-40.....	h9	W	50-	39
1-14-41.....	h9	W	60-	47
1-27-51.....	a	W	73-	59
1-14-52.....	h9	L	64-	94

2-7-53.....	a	L	63-	78
1-16-54.....	h9	L	71-	80
1-15-55.....	a	L	66-	81
1-16-56.....	h9	W	79-	58
1-14-57.....	a	W	82-	78
1-13-58.....	h	W	76-	67
1-12-59.....	a	W	89-	70
1-11-60.....	6/8.....	h	W	91-66
1-14-61.....	a	L	67-	69
1-13-62.....	h	L	55-	60
1-12-63 (ot).....	a	W	73-	71
1-11-64.....	h	W	69-	54

n1-SIC Tournament (City Auditorium, Atlanta, Ga.); n2-SEC Tournament (Baton Rouge, La.); n3-SEC Tournament (Knoxville, Tenn.)

Mississippi State (16-13)

Home: 6-5, Away: 5-6, Neutral: 5-2

2-24-22.....	n1	W	34-	30
2-19-23.....	a	L	31-	45
3-1-23.....	n1	L	17-	25
2-2-24.....	h4	L	36-	40
2-16-24.....	a	L	28-	53
2-6-26.....	h7	L	20-	31
2-25-27.....	n1	W	40-	24
3-1-37.....	n2	W	43-	30
2-26-43.....	n2	L	41-	48
3-2-45.....	n3	W	60-	43
2-28-47.....	n3	W	65-	52
1-26-51.....	a	W	55-	46
1-30-52.....	h9	W	66-	64
2-9-53.....	a	L	62-	66
1-14-54.....	h9	L	74-	75
1-17-55.....	a	W	90-	71
1-14-56.....	h9	W	87-	59
1-12-57.....	a	W	80-	77
1-11-58.....	h	W	78-	61
1-10-59.....	a	L	67-	75
1-9-60.....	6/8.....	h	W	82-60
1-16-61 (ot).....	a	L	61-	62
1-15-62.....	h	L	56-	57
1-14-63.....	a	L	69-	81
1-13-64.....	h	W	59-	45
12-9-64.....	a	W	83-	65
1-25-65.....	h	W	75-	73
12-18-73.....	h	L	77-	85
12-19-75.....	a	W	64-	61

n1-SIAA Tournament (City Auditorium, Atlanta, Ga.); n2-SEC Tournament (Knoxville, Tenn.); n3-SEC Tournament (Louisville, Ky.)

Missouri (1-0)

Home: 1-0, Away: 0-0, Neutral: 0-0

12-21-61.....	h	W	58-	57
---------------	---	---	-----	----

Monmouth (1-0)

Home: 1-0, Away: 0-0, Neutral: 0-0

1-17-85.....	17/15.....	h	W	96-66
--------------	------------	---	---	-------

Morehead State (2-0)

Home: 1-0, Away: 0-0, Neutral: 1-0

12-27-89.....	14/13.....	n1	W	98-76
12-18-99.....	h	W	81-	75

n1-Kuppenheimer Classic (The Omni, Atlanta, Ga.)

Morehouse (1-0)

Home: 1-0, Away: 0-0, Neutral: 0-0

11-4-06 (exh).....	23/21.....	h	W	96-52
--------------------	------------	---	---	-------

Morgan State (3-0)

Home: 3-0, Away: 0-0, Neutral: 0-0

11-27-90.....	14/14.....	h	W	87-65
11-26-96.....	h	W	74-	58
12-23-00.....	h	W	94-	58

Mount St. Mary's (2-1)

Home: 2-1, Away: 0-0, Neutral: 0-0

12-20-93.....	14/15.....	h	W	79-62
12-18-95.....	21/18.....	h10	L	69-71
12-30-98.....	h	W	80-	74

Murray State (1-1)

Home: 1-0, Away: 0-1, Neutral: 0-0

1-25-54.....	a	L	66-	77
12-4-56.....	h	W	67-	64

Navy (2-2)

Home: 1-1, Away: 0-0, Neutral: 1-1

12-30-60.....	n1	L	60-	63
1-2-62 (ot).....	h	L	62-	64
12-31-63.....	h	W	88-	73
12-28-85.....	7/6.....	n2	W	82-64

n1-Gator Bowl Tournament (Jacksonville, Fla.); n2-Cotton States Classic (The Omni, Atlanta, Ga.)

Nebraska (1-0)

Home: 0-0, Away: 0-0, Neutral: 1-0

12-28-83.....	n1	W	66-	49
---------------	----	---	-----	----

n1-Cotton States Classic (The Omni, Atlanta, Ga.)

Nevada (1-0)

Home: 0-0, Away: 0-0, Neutral: 1-0

3-26-04.....	14/15.....	n1	W	72-67
--------------	------------	----	---	-------

n1-NCAA St. Louis Regional semifinal (Edward Jones Dome, St. Louis, Mo.)

Nevada-Las Vegas (0-2)

Home: 0-0, Away: 0-0, Neutral: 0-2

3-31-90.....	9/7 ... 2/2.....	n1	L	81-90
3-16-07.....	19/18.....	n2	L	63-67

n1-NCAA Final Four, national semifinal (McNichols Arena, Denver, Colo.); n2-NCAA Midwest Regional, First Round (United Center, Chicago, Ill.)

Newberry (5-0)

Home: 4-0, Away: 1-0, Neutral: 0-0

3-5-20.....	a	W	22-	14
1-12-74.....	h	W	82-	76
1-24-76.....	h	W	71-	61
1-6-79.....	h	W	90-	59
1-12-81.....	h	W	77-	70

Newcastle of Australia (1-0)

Home: 1-0, Away: 0-0, Neutral: 0-0

2-18-96 (exh).....	h	W	91-	79
--------------------	---	---	-----	----

New Orleans (1-0)

Home: 0-0, Away: 0-0, Neutral: 1-0

11-27-98 (ot).....	n1	W	65-	62
--------------------	----	---	-----	----

n1-Big Island Invitational (Afook-Chinen Civic Auditorium, Hilo, Hawaii)

Niagara (1-0)

Home: 1-0, Away: 0-0, Neutral: 0-0

11-19-10.....	h	W	78-	51
---------------	---	---	-----	----

Nike Elite (0-1)

Home: 0-1, Away: 0-0, Neutral: 0-0

11-18-01 (exh).....	h	L	90-	99
---------------------	---	---	-----	----

SERIES HISTORY VS. ALL OPPONENTS

North Carolina (24-62)

Home: 13-19, Away: 5-29, Neutral: 6-15

All Home Games: 13-19
At McCamish Pavilion: 0-1
At AMC: 11-12
At The Omni: 3-7
At the Georgia Dome: 0-1
In Atlanta: 14-22
All Road Games: 5-29
At the Smith Center: 4-22
At Chapel Hill: 5-27
At Greensboro (regular season): 0-2
At Greensboro (all games): 2-3
At Charlotte: 2-10
As ACC members: 22-49
In the ACC Tournament: 5-4
All Neutral Games: 6-15
As SIC members: 0-1
Under Whack Hyder: 2-8
Under Dwane Morrison: 0-8
Under Bobby Cremins: 12-31
Under Paul Hewitt: 10-11
Under Brian Gregory: 0-3
Vs. Roy Williams: 8-10 (8-9 at UNC)
Longest Winning Streak: 4 games (2000-11)
Longest Losing Streak: 20 games (1971-84)
Most Points Scored: 104 on 2-14-1970
Fewest Points Scored: 26 on 2-8-1925
Most Points Allowed: 108 on 2-12-1972
Fewest Points Allowed: 34 on 2-8-1925
Largest Margin of Victory: 27 on 2-1-1990
Largest Margin of Defeat: 45 on 2-12-1972
• North Carolina has a 63-24 lead in the all-time series between the two teams, and a 49-22 advantage since Tech joined the ACC.
• North Carolina has won the last three meetings in the series, including a two-game season sweep by the Tar Heels in 2012-13 for the first since the 2000-01 season and a 93-81 decision in Chapel Hill in the teams' only 2011-12 meeting.
• Before that, Tech had won four games in a row for its longest winning streak in the series. Tech has split the last 20 meetings with North Carolina dating back to the 2001-02 season.
• The teams have played 36 times in the city of Atlanta, but met only 23 times at Alexander Memorial Coliseum, where the Tar Heels won 12 of 23. Tech won six of the last seven meetings in the Thrillerdome, however, and won six of eight against UNC in the Coliseum under Paul Hewitt.
• Between 1982 and 1996, the Yellow Jackets played eight of their home games with the Tar Heels at the old Omni arena in downtown Atlanta (2-6 record). Counting ACC and SIC Tournament games played in the city, Tech is 14-21 vs. North Carolina in Atlanta.
• Tech is 8-4 in games played away from Chapel Hill since 2000-01, including three ACC Tournament wins. The Jackets are 8-9 against the Tar Heels under Roy Williams, 8-10 against Williams all-time. Brian Gregory is 1-4 as a head coach against North Carolina, having beaten the Tar Heels in the 2010 NIT Championship while head coach at Dayton.
• Tech has lost nine of the last 10 meetings in the Smith Center and is 4-22 all-time in the building. Counting regular-season games in Greensboro, Tech is 5-29 on the road against UNC.
• In ACC Tournament play, the Yellow Jackets have won five of nine meetings, and Tech has won the last three encounters (2004, 2005, 2010). Two of Tech's five tournament wins occurred in championship games, the 1985 final in Atlanta and the 1993 final in Charlotte.
• Tech's greatest success in its series with North Carolina occurred during the middle 1990s when the Jackets won five of seven meetings, including three straight wins over No. 1-ranked Tar Heel teams during the 1993 and 1994 campaigns.

All-Time Series Results

2-28-25.....n1	L	26- 34
2-14-47.....a	L	48- 58
12-9-55.....n2	L	76- 88
2-11-67.....2/2.....h	W	82- 80
1-27-68.....3/3.....n2	L	54- 82
1-14-69.....2/2.....h	L	70- 101
2-14-70.....10/8.....n2	W	104- 95
2-12-71.....11/11.....n2	L	58- 87
3-27-71 (NIT).....13/13.....n3	L	64- 84
2-12-72.....3/3.....n2	L	73- 118
2-23-72.....5/3.....a1	L	66- 87
2-9-73.....6/6.....n2	L	72- 107

2-9-74.....4/4.....n2	L	70- 108
2-8-75.....12/11.....n2	L	81- 111
2-6-76.....4/3.....n2	L	74- 79
2-4-77.....13/12.....n2	L	74- 97
1-14-80.....15/15.....a2	L	53- 54
2-11-80.....11/11.....h	L	50- 60
1-24-81.....17/18.....a1	L	60- 100
2-25-81.....11/10.....h	L	51- 76
1-23-82.....1/1.....h10	L	54- 66
2-24-82.....2/2.....a1	L	54- 77
3-4-82.....1/1.....n4	L	39- 55
1-29-83.....3/3.....a2	L	65- 72
3-2-83.....8/10.....h10	L	73- 85
1-28-84.....1/1.....a1	L	61- 73
2-29-84.....1/1.....h10	L	56- 69
1-27-85.....16/17.....8/9.....a1	W	66- 62
2-27-85.....10/13.....11/10.....h10	W	67- 62
3-10-85.....9/11.....6/7.....n5	W	57- 54
1-25-86.....4/3.....1/1.....a	L	77- 85
2-4-86 (ot).....2/2.....1/1.....h10	L	77- 78
1-24-87.....2/1.....a	L	55- 92
3-1-87.....2/3.....h10	L	76- 92
1-30-88.....3/3.....a	L	71- 73
3-2-88.....13/15.....6/6.....h10	L	80- 97
1-28-89.....nr/19.....5/6.....a	L	85- 92
3-1-89.....5/5.....h	W	76- 74
3-10-89.....9/8.....n5	L	62- 77
2-1-90.....17/15.....25/18.....h	W	102- 75
2-28-90.....11/11.....a	L	79- 81
1-27-91.....nr/25.....7/8.....a	W	88- 86
2-28-91.....nr/21.....4/4.....h	L	74- 91
2-2-92.....20/18.....11/11.....h	L	76- 86
3-4-92.....16/16.....a	L	75- 79
1-13-93.....8/8.....3/4.....a	L	67- 80
2-14-93.....nr/24.....6/6.....h	L	66- 77
3-14-93.....1/1.....n6	W	77- 75
1-12-94.....17/18.....1/1.....h	W	89- 69
2-12-94.....1/1.....a	W	96- 89
1-11-95.....22/17.....4/2.....a	L	75- 86
2-12-95.....16/15.....1/4.....h	L	81- 85
1-10-96.....10/9.....h10	W	80- 77
2-10-96 (ot).....12/11.....a	W	92- 83
1-18-97.....22/21.....a	L	50- 73
2-15-97.....16/17.....h	L	68- 72
1-8-98.....1/1.....a	L	75- 96
2-8-98 (2ot).....2/2.....h	L	100- 107
12-22-98.....6/7.....h	W	66- 64
3-1-99.....10/9.....a	L	66- 75
3-5-99.....15/15.....n6	L	49- 78
1-29-00.....h	L	53- 70
3-1-00 (ot).....a	L	72- 74
1-2-01.....13/14.....h	L	70- 84
2-3-01.....4/4.....a	L	69- 82
3-10-01.....6/5.....n7	L	63- 70
12-2-01.....a	L	77- 83
2-2-02.....h	W	86- 74
1-29-03.....h	W	88- 68
3-1-03.....a	L	66- 67
1-11-04.....8/8.....12/13.....a	L	88- 103
2-10-04.....15/16.....14/17.....h	W	88- 77
3-12-04.....14/18.....16/19.....n4	W	83- 82
1-12-05.....8/8.....3/4.....a	L	69- 91
3-12-05.....2/2.....n8	W	78- 75
2-15-06.....23/23.....a	L	75- 82
1-20-07.....4/4.....a	L	61- 77
3-1-07.....8/8.....h	W	84- 77
1-16-08.....1/1.....h	L	82- 83
2-28-09.....4/5.....a	L	74- 104
1-16-10.....20/18.....12/13.....a	W	73- 71
2-16-10.....h	W	68- 51
3-11-10.....n4	W	62- 58
1-16-11.....h	W	78- 58
1-29-12.....7/8.....a	L	81- 93
1-23-13.....a	L	63- 79
2-19-13.....h14	L	58- 70

UNC Asheville (2-0)

Home: 2-0, Away: 0-0, Neutral: 0-0

11-25-88.....14/nr.....h	W	97- 63
11-18-05.....h	W	80- 52

UNC Greensboro (2-1)

Home: 2-1, Away: 0-0, Neutral: 0-0

12-31-96.....h	W	65- 40
12-28-99.....h	W	97- 73
11-9-07.....h	L	74- 83

UNC Wilmington (4-0)

Home: 4-0, Away: 0-0, Neutral: 0-0

2-21-77.....h	W	63- 57
11-28-77.....h	W	77- 67
1-19-95.....22/18.....h	W	87- 68
12-8-12.....h14	W	73- 66

North Carolina A&T (6-0)

Home: 6-0, Away: 0-0, Neutral: 0-0

12-18-84.....13/13.....h	W	81- 43
1-14-87.....h	W	83- 67
1-19-88.....h	W	84- 72
12-11-89.....18/18.....h	W	101- 87
11-30-93.....16/17.....h	W	93- 77
2-15-95.....20/18.....h	W	85- 81

NC State (37-54)

Home: 22-16, Away: 9-30, Neutral: 6-8

All Home Games: 22-16
at McCamish Pavilion: 0-1
At AMC: 19-14
At The Omni: 1-0
At Philips Arena: 0-1
In Atlanta: 22-16
All Road Games: 9-30
At Reynolds Coliseum: 7-18
At PNC Arena: 2-10
As ACC members: 29-40
In the ACC Tournament: 3-3
All Neutral Games: 6-8
As SIC members: 1-2
Under Whack Hyder: 5-7
Under Dwane Morrison: 1-7
Under Bobby Cremins: 20-22
Under Paul Hewitt: 8-12
Under Brian Gregory: 1-3
Vs. Mark Gottfried: 1-3
Longest Winning Streak: 7 games (1994-97)
Longest Losing Streak: 9 games (1977-83)
Most Points Scored: 102 on 1-14-1967
Fewest Points Scored: 12 on 2-16-1925
Most Points Allowed: 118 on 2-10-1973
Fewest Points Allowed: 22 on 1-22-1926
Largest Margin of Victory: 27 on 12-19-1959
Largest Margin of Defeat: 44 on 2-8-1974
• NC State swept the season series with Tech for the first time since 2008-09, capturing an 83-70 Wolfpack victory at the PNC Arena in Raleigh and a 70-57 win at McCamish Pavilion.
• The teams have split the last 12 meetings following a seven-game Tech skid. The Yellow Jackets have won twice at PNC Arena during that stretch, while the Wolfpack have won three times in Atlanta.
• Fourteen of the last 18 meetings in the series have been decided by 10 points or less.
• Tech is 22-16 against the Wolfpack in Atlanta, including one home-court meeting that was played at the Omni in 1986 and one at Philips Arena in 2012.
• Since it joined the ACC, Tech is 29-40 against NC State, including regular-season and tournament.
• The Jackets are 9-30 against NC State in Raleigh, including a 2-10 mark at PNC Arena.
• Tech is 3-3 against NC State in ACC Tournament games, the last meeting occurring in 2003 in a 71-65 Wolfpack victory in Greensboro. The Jackets won first-round games in 1996 in Greensboro (88-73) and 1990 in Charlotte (76-67).

All-Time Series Results

2-16-25.....a	L	12- 35
1-22-26.....h	W	23- 22
2-12-26.....a	L	14- 30
1-8-38.....h	W	35- 30
12-30-49.....a	L	34- 57
12-19-59.....na/12.....na/16.....h	W	80- 53
12-17-60.....15/12.....10/nr.....a	L	76- 82
12-19-62.....h	W	84- 71
2-13-65.....nr/18.....a	L	68- 97
12-20-65.....nr/19.....h	L	69- 93
2-12-66.....a	L	93- 102
1-14-67.....h	W	102- 85
2-22-67.....a	L	61- 65
2-13-70.....5/6.....n1	W	89- 77
2-13-71.....n1	W	73- 66
2-11-72.....n1	L	70- 87
2-10-73.....2/2.....n1	L	94- 118
2-8-74.....2/2.....n1	L	54- 98
2-7-75.....6/6.....n1	L	66- 101
2-7-76.....10/10.....n1	W	78- 67
2-5-77.....n1	L	71- 81

2-29-79.....	h	L	62- 73
2-6-80.....	a	L	49- 60
1-10-81.....	a	L	68- 93
1-28-81.....	h	L	55- 70
1-9-82.....	15/15.....	h	L 49- 55
1-26-82.....	17/17.....	a	L 40- 49
1-15-83.....	19/19.....	a	L 61- 81
2-2-83.....		h	L 64- 74
1-15-84.....		h	W 56- 47
2-12-84.....	18/nr.....	a	L 67- 68
12-15-84.....	12/14.....9/8.....	a	W 66- 64
1-30-85.....	8/9.....	h	L 53- 61
1-29-86.....	3/3.....	a	W 67- 54
2-27-86.....	4/3.....18/18.....	h10	W 69- 57
1-10-87.....	18/20.....	a	L 62- 63
2-14-87.....		h	W 87- 76
1-16-88.....		h	L 74- 76
2-20-88.....	14/14.....	a	W 87- 84
1-14-89.....	19/16.....15/17.....	a	L 68- 82
2-18-89.....		h	L 69- 71
1-13-90.....	9/9.....17/nr.....	h	W 92- 85
2-17-90 (2ot).....	13/11.....	a	W 95- 92
3-9-90.....	14/13.....	n2	W 76- 67
1-13-91.....	24/21.....	a	L 83- 90
2-3-91.....	23/22.....	h	L 73- 79
3-8-91.....		n2	L 68- 82
1-8-92.....	14/15.....	a	W 80- 63
2-29-92 (ot).....		h	W 98- 88
1-27-93.....	18/17.....	h	W 85- 74
2-28-93.....		a	L 60- 68
1-26-94.....	21/19.....	a	L 78- 84
2-26-94.....	23/nr.....	h	W 81- 69
1-25-95.....		h	W 75- 71
2-25-95.....	24/22.....	a	W 72- 68
1-24-96.....		a	W 76- 71
2-25-96 (ot).....	23/22.....	h	W 92- 83
3-8-96.....	18/18.....	n3	W 88- 73
1-25-97.....		h	W 54- 53
2-22-97.....		a	L 51- 72
3-6-97.....		n3	L 46- 60
12-4-97 (ot).....		h	L 69- 71
1-25-98.....		a	L 51- 56
1-2-99.....		a	L 69- 75
2-2-99.....		h	L 50- 51
1-22-00.....		a	L 58- 66
2-24-00.....		h	W 66- 63
1-16-01.....		a	L 60- 72
2-17-01.....		h	W 69- 54
1-19-02.....		a	L 71- 84
2-20-02.....		h	W 65- 59
1-11-03.....		h	W 85- 61
2-12-03.....		a	L 57- 63
3-14-03.....		n3	L 65- 71
1-24-04.....	11/13.....	a	L 72- 76
2-25-04.....	18/20.....14/19.....	h	L 69- 79
1-16-05.....	8/8.....	a	L 68- 76
2-13-05.....		h	L 51- 53
1-14-06.....		a	L 78- 87
2-12-06.....		h	W 71- 68
2-6-07.....		h	W 74- 65
1-23-08.....		a	W 77- 74
1-17-09 (ot).....		a	L 71- 76
2-14-09.....		h	L 65- 86
2-6-10.....	21/19.....	h	W 73- 71
3-13-10.....		n3	W 57- 54
2-26-11.....		a	L 74- 79
1-11-12.....		a	W 82- 71
2-9-12.....		h12	L 52- 61
1-9-13.....		a	L 70- 83
3-3-13.....		h14	L 57- 70
n1-North-South Doubleheader (Charlotte [N.C.] Coliseum); n2-ACC Tournament (Charlotte [N.C.] Coliseum); n3-ACC Tournament (Greensboro [N.C.] Coliseum); h10-The Omni, Atlanta, Ga.			

North Texas (1-0)

Home: 1-0, Away: 0-0, Neutral: 0-0

12-31-97.....h	W	93- 76
----------------	---	--------

Northern Iowa (1-0)

Home: 0-0, Away: 0-0, Neutral: 1-0

3-19-04.....14/15.....n1	W	65- 60
n1-NCAA Tournament first round (Bradley Center, Milwaukee, Wis.)		

Northwestern (0-2)

Home: 0-1, Away: 0-1, Neutral: 0-0

11-30-10.....*a	L	71- 91
11-29-11.....*h11	L	60- 76

*ACC-Big Ten Challenge

SERIES HISTORY VS. ALL OPPONENTS

Notre Dame (6-2)

Home: 3-0, Away: 2-2, Neutral: 1-0

All Home Games:	3-0
At McCamish Pavilion:	0-0
At AMC:	3-0
In Atlanta:	3-0
All Road Games:	2-2
At Purcell Pavilion/Joyce Center:	1-1
As ACC members:	0-0
In the ACC Tournament:	0-0
All Neutral Games:	1-0
Under Roy Moudorff:	0-1
Under Whack Hyder:	3-1
Under Dwane Morrison:	1-7
Under Bobby Cremins:	2-0
Under Paul Hewitt:	1-0
Under Brian Gregory:	0-0
Vs. Mike Brey:	1-0
Vs. Digger Phelps:	3-0
Longest Winning Streak:	4 games (1972-present)
Longest Losing Streak:	1 game
Most Points Scored:	102 on 2-4-1967
Fewest Points Scored:	42 on 2-22-1941
Most Points Allowed:	87 on 2-4-1967
Fewest Points Allowed:	53 on 2-22-1941
Largest Margin of Victory:	20 in 1-17-1972
Largest Margin of Defeat:	19 on 1-30-1969

• This series was played exclusively on the campuses of the two schools until the most recent encounter, a 2007 meeting in the third-place game of the Paradise Jam. The Yellow Jackets erased a 9-point deficit in the final 5:11 and won the game on a three-point basket by Matt Causey with two seconds remaining.

• Tech has won the last four meetings, including a 90-80 victory in the teams' last meeting in Atlanta on Feb. 25, 1989, and the teams' last meeting at South Bend, an 88-80 overtime win on Feb. 24, 1990 with the Jackets headed toward an ACC title and Final Four berth later that season. Those games were the only two face-offs ever between legendary coaches Bobby Cremins and Digger Phelps.

• Four of the five meetings before that were played with Whack Hyder as Tech's head coach, and the Jackets won three of those, including an 82-62 win at Alexander Memorial Coliseum in Phelps' first season as the Irish head coach.

All-Time Series Results

2-22-41.....	a	L	42-	53
2-5-66.....	a	W	75-	61
2-4-67.....	h	W	102-	87
1-30-69.....	nr/16.....	a	L	52- 71
1-17-72.....	h	W	82-	62
2-25-89.....	h	W	90-	80
2-24-90 (ot).....	8/6.....	a	W	88- 80
11-19-07.....	n1	W	70-	69

n1-Paradise Jam (St. Thomas, U.S. Virgin Islands)

Oglethorpe (1-0)

Home: 1-0, Away: 0-0, Neutral: 0-0

2-16-27.....	h5	W	45-	31
--------------	----	---	-----	----

Ohio State (3-11)

Home: 2-3, Away: 1-5, Neutral: 0-3

3-12-60.....	13/8 ... 3/3.....	n1	L	69- 86
1-2-65.....	a	L	68-	73
1-16-67.....	h	W	84-	73
1-22-68.....	a	L	55-	66
1-20-69.....	13/nr.....	h	L	66- 73
1-26-70.....	a	L	71-	74
12-1-71.....	4/4.....	h	L	55- 63
1-15-73.....	h	L	79-	85
1-7-74.....	a	L	71-	89
12-23-74.....	a	L	67-	75
3-17-91.....	5/5.....	n2	L	61- 65
3-19-03.....	h1	W	72-	58
12-3-03.....	13/15.....	a1	W	73- 53
3-19-10.....	5/7.....	n3	L	66- 75

n1-NCAA Midwest Regional second round (Freedom Hall, Louisville, Ky.); n2-NCAA Midwest Regional second round (Dayton, Ohio, Arena); n3-NCAA Midwest Regional second round (Bradley Center, Milwaukee, Wis.); h1-NIT first round (Alexander Memorial Coliseum, Atlanta, Ga.); a1-ACC-Big Ten Challenge

Ohio University (1-0)

Home: 0-0, Away: 0-0, Neutral: 1-0

3-11-60.....	13/8.....	n1	W	57- 54
--------------	-----------	----	---	--------

n1-NCAA Midwest Regional first round (Freedom Hall, Louisville, Ky.)

Oklahoma (2-2)

Home: 1-0, Away: 0-2, Neutral: 1-0

12-18-82.....	a	L	73-	101
3-3-85.....	10/13 ... 6/6.....	a	L	80- 87
12-29-94.....	17/16.....	n1	W	89- 85
11-17-95.....*h11	W	83-	72

n1-Rainbow Classic (Special Events Center, Honolulu, Hawaii); *h11-Preseason NIT second round (Georgia Dome, Atlanta, Ga.)

Oklahoma City (3-3)

Home: 2-1, Away: 1-1, Neutral: 0-1

2-14-59 (3ot).....	14/19.....	h	W	71- 65
12-21-68.....	n1	L	57-	59
12-6-69.....	h	W	68-	54
12-5-70.....	a	W	74-	73
2-28-73.....	h	L	82-	102
2-23-74.....	a	L	71-	94

n1-Sun Bowl Tournament (Special Events Center, El Paso, Texas)

Oklahoma State (2-2)

Home: 0-0, Away: 0-0, Neutral: 2-2

12-19-81.....	n1	L	57-	59
11-29-91.....	18/18 ... 11/8.....	n2	L	71- 78
4-3-04.....	14/15 ... 4/3.....	n3	W	67- 65
3-21-10.....	n4	W	64-	59

n1-Sun Bowl Tournament (Special Events Center, El Paso, Texas); n2-Preseason NIT finals (Madison Square Garden, New York, N.Y.); n3-NCAA Final Four national semifinal (Alamodome, San Antonio, Texas); n4-NCAA Midwest Regional second round (Bradley Center, Milwaukee, Wis.)

Old Dominion (2-0)

Home: 1-0, Away: 1-0, Neutral: 0-0

12-17-85.....	7/7.....	h	W	96- 86
1-12-87.....	a	W	81-	64

Oregon (1-1)

Home: 0-0, Away: 0-1, Neutral: 1-0

12-16-77.....	n1	W	64-	57
3-10-99.....	a1	L	64-	67

n1-Dayton Invitational (Dayton, Ohio, Arena); a1-NIT first round (Eugene, Ore.)

Original Celtics (0-2)

Home: 0-2, Away: 0-0, Neutral: 0-0

1-11-33 (exh).....	h	L	31-	40
1-17-34 (exh).....	h	L	28-	50

Penn-Dixie (1-1)

Home: 0-0, Away: 0-1, Neutral: 1-0

12-31-27.....	n1	W	41-	36
12-31-28.....	a	L	29-	31

n1-Chattanooga, Tenn.

Pennsylvania (2-4)

Home: 1-2, Away: 1-2, Neutral: 0-0

12-28-29.....	a	L	23-	33
2-6-37.....	a	L	30-	31
2-24-51 (ot).....	h9	L	77-	83
12-1-86.....	h	W	84-	57
12-19-87.....	a	W	79-	55
11-19-01.....	h1	L	74-	79

h1-Las Vegas Invitational (AMC)

Penn State (1-2)

Home: 1-2, Away: 0-0, Neutral: 0-0

3-18-98.....	h1	L	70-	75
11-28-06.....	21/24.....	h	W	77- 73
12-3-08.....	h	L	83-	85

h1-NIT quarterfinals (AMC)

Pepperdine (2-0)

Home: 0-0, Away: 1-0, Neutral: 1-0

12-16-83.....	n1	W	67-	56
12-20-08.....	a	W	86-	58

n1-Casaba Club Classic (A.G. Spanos Center, Stockton, Calif.)

Phillips Oilers (0-1)

Home: 0-1, Away: 0-0, Neutral: 0-0

2-5-65 (exh).....	h	L	69-	82
-------------------	---	---	-----	----

Piedmont (1-0)

Home: 0-0, Away: 1-0, Neutral: 0-0

2-28-20.....	a	W	29-	26
--------------	---	---	-----	----

Pittsburgh (5-0)

Home: 2-0, Away: 1-0, Neutral: 2-0

All Home Games:	2-0
At McCamish Pavilion:	0-0
At AMC:	2-0
At The Omni:	1-0
In Atlanta:	3-0
All Road Games:	1-0
At Peterson Events Center:	0-0
As ACC members:	0-0
In the ACC Tournament:	0-0
All Neutral Games:	2-0
Under Whack Hyder:	3-0
Under Bobby Cremins:	2-0
Under Brian Gregory:	0-0
Vs. Jamie Dixon:	0-0
Longest Winning Streak:	5 games (1966-present)
Longest Losing Streak:	n/a
Most Points Scored:	111 on 12-28-1989
Fewest Points Scored:	78 on 3-6-1971
Most Points Allowed:	92 on 12-4-1989, 12-28-1989
Fewest Points Allowed:	61 on 3-6-1971
Largest Margin of Victory:	30 on 2-9-1970
Largest Margin of Defeat:	n/a

• The two most entertaining games between Tech and the former Big East member played in the same month of the 1989-90 season, when the Yellow Jackets were on the way to their second ACC title and first Final Four appearance. Bobby Cremins and Paul Evans were the respective head coaches at the time.

• Tech overcame an early 26-5 deficit to win the ACC/Big East Challenge game in Hartford in early December, getting 42 points from Dennis Scott, including the game-winner with 8 seconds left. Later in the month, the Panthers came to Atlanta for a Kuppenheimer Classic game at the Omni, and Tech won the game without head coach Bobby Cremins, who was attending ghis father's funeral. Kenny Anderson recorded a triple-double with 32 points, 12 rebounds and 18 assists.

• Tech scored easy wins over Pitt in the first three games of the series, all under head coach Whack Hyder, two of which were played at Alexander Memorial Coliseum on the Tech campus.

• Tech coach Brian Gregory is 1-1 all-time vs. Pitt (both while at Dayton), including an 80-55 win over the 6th-ranked Panthers on Dec. 29, 2007 in Dayton.

All-Time Series Results

1-4-66.....	h	W	89-	77
2-9-70.....	a	W	92-	62
3-6-71.....	h	W	78-	61
12-4-89.....	21/19 ... 18/nr.....	n1	W	93- 92
12-28-89.....	14/13.....	n2	W	111- 92

n1-ACC-Big East Challenge (Hartford [Conn.] Civic Center); n2-Kuppenheimer Classic (The Omni, Atlanta, Ga.)

Presbyterian (8-0)

Home: 8-0, Away: 0-0, Neutral: 0-0

1-24-75 (ot).....	h	W	89-	84
1-29-76.....	h	W	87-	61
2-9-77.....	h	W	82-	63
12-12-79.....	h	W	68-	53
12-17-80.....	h	W	64-	61
11-30-81.....	h	W	82-	66
1-6-08.....	h	W	77-	64
11-14-12.....	h14	W	52-	38

Progressive Club (3-1)

Home: 1-1, Away: 2-0, Neutral: 0-0

1-23-23.....	a	W	33-	30
2-19-23.....	h4	L	33-	43
1-19-27.....	h4	W	44-	16
2-2-27.....	a	W	31-	28

Purdue (2-1)

Home: 0-0, Away: 0-0, Neutral: 2-1

12-26-80.....	n1	L	45-	53
12-30-88.....	17/17.....	n2	W	72- 69
11-20-06.....	19/19.....	n3	W	79- 61

n1-Gator Bowl Tournament (Jacksonville, Fla.); n2-Rainbow Classic (Blaisdell Center, Honolulu, Hawaii); n3-EA Sports Maui Invitational (Lahaina Civic Center, Lahaina, Maui, Hawaii)

Radford (1-0)

Home: 1-0, Away: 0-0, Neutral: 0-0

11-29-96.....	h	W	91-	60
---------------	---	---	-----	----

Randolph-Macon (1-0)

Home: 1-0, Away: 0-0, Neutral: 0-0

2-26-72.....	h	W	80-	74
--------------	---	---	-----	----

Rice (10-5)

Home: 6-0, Away: 3-4, Neutral: 1-1

12-30-47.....	n1	L	42-	43
1-2-51.....	a	L	51-	58
12-2-61.....	a	L	80-	84
11-30-62.....	h	W	81-	63
12-16-63 (ot).....	a	L	79-	84
12-5-64.....	h	W	71-	56
12-6-65.....	a	W	96-	87
12-3-66.....	h	W	87-	61
12-2-67.....	a	W	84-	70
1-23-69.....	h	W	75-	56
12-9-69.....	a	W	87-	57
1-2-71.....	h	W	82-	72
1-12-72.....	a	L	74-	87
1-8-73.....	h	W	69-	65
11-22-12.....	n2	W	54-	36

n1-All-College Tournament (Oklahoma City, Okla.); n2-DirectTV Classic (Anaheim, Calif.)

Richmond (5-4)

Home: 3-1, Away: 2-2, Neutral: 0-1

12-30-85.....	7/6.....	h	W	90- 64
11-29-86 (ot).....	a1	L	62-	67
12-22-87.....	nr/20.....	h	L	67- 73
3-20-88.....	n1	L	55-	59
12-20-88.....	16/16.....	a	W	62- 50
11-28-89.....	21/19.....	h	W	87- 74
12-1-90.....	14/14.....	a	L	71- 73
12-9-92.....	15/11.....	h	W	82- 75
2-17-93.....	a	W	65-	60
12-18-10.....	n2	W	67-	54

a1-Central Fidelity Classic (Robins Center, Richmond, Va.); n1-NCAA East Regional second round (Hartford [Conn.] Civic Center); n2-Battle at Atlantis (Imperial Arena, Atlantis Resort, Paradise Island, Bahamas)

Rider (0-2)

Home: 0-0, Away: 0-2, Neutral: 0-0

1-2-31.....	a	L	33-	38
12-29-33.....	a	L	32-	40

Rome YMCA (1-1)

Home: 0-0, Away: 1-1, Neutral: 0-0

1-31-20.....	a	L	33-	41
1-1-29.....	a	W	37-	33

Rutgers (2-2)

Home: 0-0, Away: 0-0, Neutral: 2-2

12-30-71.....	n1	L	64-	91
12-30-75.....	14/16.....	n2	L	87- 94
1-9-86.....	5/5.....	n2	W	85- 46
12-27-86.....	18/nr.....	n3	W	79- 61

n1-Charlotte Invitational (Charlotte [N.C.] Coliseum); n2-Poinsettia Tournament (Greenville, S.C.); n3-Madison Square Garden, New York, N.Y.; n4-ECAC Holiday Festival (Madison Square Garden, New York, N.Y.)

St. Bernard (1-0)

Home: 1-0, Away: 0-0, Neutral: 0-0

1-10-74.....	h	W	70-	62
--------------	---	---	-----	----

St. Bonaventure (3-1)

Home: 1-0, Away: 0-0, Neutral: 2-1

12-29-70.....	n1	L	68-	70
3-25-71 (2ot).....	n2	W	76-	71
12-28-74.....	n3	W	70-	61
12-30-91.....	15/11.....	h	W	98- 60

n1-Gator Bowl Tournament (Jacksonville, Fla.); n2-NIT Semifinals (Madison Square Garden, New York, N.Y.); n3-Maryland Invitational (Cole Field House, College Park, Md.)

SERIES HISTORY VS. ALL OPPONENTS

St. Francis, N.Y. (1-0)

Home: 1-0, Away: 0-0, Neutral: 0-0
12-2-82.....h W 76- 54

St. Francis, Pa. (2-0)

Home: 2-0, Away: 0-0, Neutral: 0-0
12-13-76.....h W 74- 72
12-30-06.....h W 87- 43

St. John's (4-4)

Home: 1-0, Away: 0-0, Neutral: 3-4
3-16-70.....n1 L 55- 56
12-28-77.....n2 W 73- 67
12-29-86.....18/nr ... 15/16.....n3 L 53- 62
12-5-90 (ot)20/20 ... 17/18.....n4 L 72- 73
12-29-93.....15/15.....n3 W 71- 69
12-28-96.....n3 L 55- 67
11-28-97.....n5 W 77- 65
12-21-03.....5/6.....h W 79- 66
n1-NIT quarterfinals (Madison Square Garden, New York, N.Y.); n2-Maryland Invitational (Cole Field House, College Park, Md.); n3-ECAC Holiday Festival (Madison Square Garden, New York, N.Y.); n4-ACC-Big East Challenge (Capital Centre, Landover, Md.); n5-Puerto Rico Shootout (Eugenio Guerra Sports Complex, Bayamon, P.R.)

Saint Joseph's (0-2)

Home: 0-0, Away: 0-0, Neutral: 0-2
3-15-01.....23/23.....n1 L 62- 66
11-17-11.....n2 L 53- 66
n1-NCAA West Regional first round (Cox Arena, San Diego, Calif.); n2-Charleston Classic (TD Arena, Charleston, S.C.)

Saint Louis (7-3)

Home: 4-0, Away: 3-2, Neutral: 0-1
12-20-49.....a L 45- 59
12-27-58.....16/nr.....a L 79- 90
1-14-77.....h W 71- 59
1-21-78.....a W 92- 79
1-28-78.....h W 57- 49
3-2-85.....10/13.....h W 64- 54
12-2-85.....2/na.....a W 62- 55
11-24-01.....n1 L 54- 67
2-16-02.....a W 60- 40
12-13-03.....10/11.....*h12 W 75- 62
n1-Las Vegas Invitational (Valley High School, Las Vegas, Nev.); *h12-Chick-fil-A Peach Bowl Classic (Philips Arena, Atlanta, Ga.)

Saint Mary's (1-0)

Home: 0-0, Away: 0-0, Neutral: 1-0
11-25-12.....n1 W 65- 56
n1-DirectTV Classic (Anaheim, Calif.)

St. Thomas, Pa. (0-2)

Home: 0-0, Away: 0-2, Neutral: 0-0
1-3-30.....a L 37- 39
12-30-33.....a L 31- 45

Samford (4-0)

Home: 3-0, Away: 1-0, Neutral: 0-0
12-4-48.....a W 62- 42
1-3-57.....h W 95- 54
12-22-69.....h W 97- 76
2-3-75 (ot).....h W 78- 75
Formerly Howard College

San Francisco (0-1)

Home: 0-0, Away: 0-1, Neutral: 0-0
12-28-50.....a L 47- 61

Santa Clara (0-1)

Home: 0-0, Away: 0-0, Neutral: 0-1
12-30-95.....n1 L 66- 71
n1-Cable Car Classic (San Jose [Calif.] Arena)

Savannah Athletic Club (1-0)

Home: 0-0, Away: 1-0, Neutral: 0-0
12-30-23.....a W 39- 9

Savannah JEA (2-0)

Home: 1-0, Away: 1-0, Neutral: 0-0
12-27-28.....a W 34- 26
1-14-30.....h7 W 36- 22

Savannah State (2-0)

Home: 1-0, Away: 1-0, Neutral: 0-0
12-11-10.....h W 69- 59
12-10-11.....a W 65- 45

Samford (4-0)

Home: 3-0, Away: 1-0, Neutral: 0-0
12-4-48.....a W 62- 42
1-3-57.....h W 95- 54
12-22-69.....h W 97- 76
2-3-75 (ot).....h W 78- 75
Formerly Howard College

Seton Hall (2-1)

Home: 2-0, Away: 0-1, Neutral: 0-0
11-24-78.....a L 73- 78
2-2-80.....h W 70- 69
3-11-98.....h1 W 88- 78
h1-NIT first round

Siena (2-2)

Home: 1-0, Away: 0-2, Neutral: 0-0
3-16-94.....a1 L 68- 76
12-2-09.....a W 74- 61
12-22-10.....a L 57- 62
11-23-11.....h13 W 72- 44
a1-NIT first round (Knickerbocker Arena, Albany, N.Y.)

University of the South (17-1)

Home: 12-0, Away: 4-1, Neutral: 1-0
2-27-25.....n1 W 31- 14
1-17-33.....a W 38- 32
2-6-33.....h4 W 38- 26
1-20-34.....a W 40- 39
2-21-34.....h W 43- 27
3-2-35.....h4 W 42- 31
2-12-36.....h8 W 34- 16
2-15-36.....a W 58- 35
1-23-37.....a W 54- 32
2-10-37.....h8 W 36- 18
2-10-38.....h8 W 41- 31
2-8-39.....h9 W 37- 32
12-18-54.....h9 W 74- 57
1-6-55.....a L 66- 67
1-6-65.....h W 84- 71
12-2-80.....h W 45- 42
12-2-81.....h W 92- 56
12-13-82.....h W 85- 41
Formerly Sewanee

n1-SIC Tournament (City Auditorium, Atlanta, Ga.)

South Carolina (24-18)

Home: 12-8, Away: 10-8, Neutral: 2-2
2-25-22.....n1 W 34- 23
1-23-26.....h7 L 20- 26
2-13-26.....a L 19- 36
2-26-27.....n1 L 18- 32
1-10-30.....h7 W 31- 16
1-7-31.....h7 L 25- 30
2-21-31.....a W 41- 17
2-9-38.....h8 W 57- 35
2-26-38.....a W 51- 30
2-1-39.....a W 29- 25
2-21-39.....h9 W 38- 28
1-6-40.....a L 30- 34
12-29-40 (ot).....n2 W 39- 34
12-31-40.....a W 44- 35
1-7-41.....h9 W 41- 34
1-10-42.....a W 35- 32
1-9-43.....h9 W 33- 23
2-2-46.....h9 W 55- 45
2-16-46.....a L 47- 63
12-14-46.....h9 W 51- 34
12-15-51.....a W 66- 64
12-28-51.....n3 L 63- 78
1-28-52.....h9 L 58- 67
12-12-52.....h9 L 61- 66
1-24-53 (ot).....a L 66- 70
12-5-53.....a L 45- 50
2-18-54.....h9 W 58- 53
12-20-54.....h9 L 67- 69
2-19-54 (ot).....a W 87- 84
2-18-56.....a W 79- 74
12-20-56.....h L 83- 90
12-7-57.....a L 64- 70
12-20-58.....h W 92- 62
12-10-59.....na/15.....a W 70- 64
1-3-61.....h W 85- 65
1-8-64.....h W 87- 73
2-13-74.....14/14.....h L 73- 82
3-1-75.....a L 47- 58
2-23-76.....h L 55- 63
2-19-77.....a W 47- 45

2-16-83.....a L 53- 61
2-16-84.....h W 68- 50
n1-SIC Tournament (City Auditorium, Atlanta, Ga.); n2-Augusta, S.C.; n3-Carolina Invitational (Charlotte, N.C., Coliseum)

USC Aiken (1-0)

Home: 1-0, Away: 0-0, Neutral: 0-0
11-25-85.....2/na.....h W 119- 60

South Carolina State (2-0)

Home: 2-0, Away: 0-0, Neutral: 0-0
1-13-83.....h W 106- 78
1-9-84.....h W 90- 65

Southeast Atlanta All-Stars (2-0)

Home: 2-0, Away: 0-0, Neutral: 0-0
11-10-02 (exh).....h W 110- 73
11-10-03 (exh).....h W 112- 75

Southern (0-1)

Home: 0-0, Away: 0-0, Neutral: 0-1
3-19-93.....18/20.....n1 L 78- 93
n1-NCAA West Regional first round (McKale Center, Tucson, Ariz.)

Southern Bell (1-0)

Home: 1-0, Away: 0-0, Neutral: 0-0
1-28-27.....h W 75- 14

Southern California (2-1)

Home: 1-0, Away: 0-1, Neutral: 1-0
3-21-92.....6/6.....n1 W 79- 78
12-22-08.....a L 57- 76
12-5-09.....v/23.....h W 79- 53
n1-NCAA Midwest Regional second round (Bradley Center, Milwaukee, Wis.)

Southern Illinois (1-1)

Home: 1-0, Away: 0-1, Neutral: 0-0
1-5-70.....h W 100- 71
1-30-71.....a L 69- 89

Southern Methodist (8-6)

Home: 6-0, Away: 1-6, Neutral: 1-0
12-21-59.....na/12.....a L 71- 80
12-9-60.....na/12.....h W 67- 64
12-1-61.....a L 55- 67
12-6-62.....h W 73- 65
12-17-63.....a L 75- 97
12-3-64.....h W 83- 75
12-4-65.....a L 73- 83
12-1-66.....h W 87- 70
12-4-67.....a W 77- 74
12-3-68.....h W 87- 59
12-10-69.....a L 66- 77
12-2-70.....h W 91- 77
12-18-71.....a L 70- 93
12-21-86.....18/nr.....n1 W 63- 54
n1-Suntory Ball (Aoyama College, Tokyo, Japan)

Southern Mississippi (2-2)

Home: 2-1, Away: 0-1, Neutral: 0-0
1-31-74.....h L 86- 98
12-17-74.....a L 86- 94
2-19-76.....h W 65- 60
1-9-78.....h W 94- 65

Soviet National Team (2-2)

Home: 2-2, Away: 0-0, Neutral: 0-0
11-12-86 (exh).....h L 78- 96
11-5-87 (exh).....h L 78- 87
11-15-89 (exh).....h W 103- 88
11-15-90 (exh-ot).....h W 99- 92

Standard Oil (1-0)

Home: 0-0, Away: 0-0, Neutral: 1-0
12-28-27.....n1 W 47- 20
n1-Savannah, Ga.

Stanford (1-2)

Home: 0-1, Away: 0-1, Neutral: 1-0
11-28-86.....n1 W 67- 65
12-11-99 (ot).....3/3.....*h12 L 61- 64
12-19-00.....3/3.....a1 L 66- 80
n1-Central Fidelity Classic (Robins Center, Richmond, Va.); *h12-Delta Air Lines Classic for Kids (Philips Arena, Atlanta, Ga.); a1-Stanford Invitational (Maples Pavilion, Stanford, Calif.)

Stetson (1-1)

Home: 1-1, Away: 0-0, Neutral: 0-0
2-6-20.....h6 W 44- 33
2-17-73.....h L 70- 81

Stevens Tech (1-0)

Home: 0-0, Away: 1-0, Neutral: 0-0
12-30-29.....a W 37- 25

Syracuse (2-2)

Home: 1-0, Away: 0-1, Neutral: 1-1
All Home Games: 1-0
At McCamish Pavilion: 0-0
At Philips Arena: 1-0
At The Omni: 1-0
In Atlanta: 2-0
All Road Games: 0-1
At Carrier Dome: 0-1
As ACC members: 0-0
In the ACC Tournament: 0-0
All Neutral Games: 1-1
Under Bobby Cremins: 1-0
Under Paul Hewitt: 1-2
Under Brian Gregory: 0-0
Vs. Jim Boeheim: 2-2
Longest Winning Streak: 2 games (1985-2001)
Longest Losing Streak: 2 games (2002-present)
Most Points Scored: 96 on 12-16-2001
Fewest Points Scored: 70 on 3-17-1985
Most Points Allowed: 92 on 12-21-2002
Fewest Points Allowed: 53 on 3-17-1985
Largest Margin of Victory: 17 on 3-17-1985
Largest Margin of Defeat: 27 on 12-12-2002
• Three of the four games in the series have been played on neutral courts, the first of which had the highest stakes, a second-round NCAA Tournament game at the Omni in Atlanta in 1985. The Orange were led at the time by guard Pearl Washington.
• Tech will make its first trip to the Carrier Dome since December of 2003, when the Orange, led by freshmen Carmelo Anthony and Gerry McNamara, routed the Jackets and eventually won the national championship.
• Syracuse has never played on Tech's campus, but the Yellow Jackets did host the 13th-ranked Orange in a Delta Air Lines Classic for Kids game at Philips Arena in 2001. Jim Boeheim missed the game due to prostate surgery and the Yellow Jackets won by 16.
• The most recent meeting between the two teams occurred in the championship game of the Legends Classic in Atlantic City in 2010, and 9th-ranked Syracuse survived a 32-point effort by Brian Oliver (now playing at Seton Hall) to win by 4.

All-Time Series Results

3-17-85.....6/6 ... 15/15.....n1 W 70- 53
12-16-01.....13/12.*h12 W 96- 80
12-21-02.....a L 65- 92
11-27-10.....9/9.....n2 L 76- 80
n1-NCAA East Regional second round (The Omni, Atlanta, Ga.); *h12-Delta Air Lines Classic (Philips Arena, Atlanta, Ga.); n2-Legends Classic (Boardwalk Hall, Atlantic City, N.J.)

Tampa (2-1)

Home: 2-0, Away: 0-1, Neutral: 0-0
1-2-53.....a L 58- 64
12-6-69.....h W 98- 77
2-26-71.....h W 99- 72

Team Fokus (1-0)

Home: 1-0, Away: 0-0, Neutral: 0-0
11-11-00 (exh).....h W 96- 85

SERIES HISTORY VS. ALL OPPONENTS

Team Nike (2-0)

Home: 2-0, Away: 0-0, Neutral: 0-0

11-19-02 (exh).....	h	W	81-	48
11-6-03 (exh).....	h	W	100-	89

Temple (2-3)

Home: 1-0, Away: 0-2, Neutral: 1-1

1-3-31.....	a	L	30-	34
1-16-90.....	11/11.....	h	W	59- 57
12-15-90.....	23/21.....	a	L	67- 69
12-27-93.....	15/15 4/4.....	n1	W	57- 51
12-7-96.....	n2	L	58- 76

n1-ECAC Holiday Festival (Madison Square Garden, New York, N.Y.); n2-Coaches vs. Cancer Classic (Atlantic City [N.J.] Convention Center)

Tennessee (27-42)

Home: 19-14, Away: 8-24, Neutral: 0-4

2-19-21.....	h4	L	28-	29
2-17-22.....	a	L	14-	26
1-20-28.....	h7	W	31-	26
2-13-28.....	a	W	42-	25
2-13-29.....	h7	L	25-	30
1-22-30.....	a	L	28-	33
1-24-31.....	h7	W	49-	29
2-9-31.....	a	W	32-	25
2-4-33.....	h4	W	37-	23
2-13-33.....	a	L	26-	33
2-24-33.....	n1	L	24-	30
1-31-34.....	h4	L	35-	45
2-12-34.....	a	L	21-	23
1-16-35.....	h4	L	26-	36
2-18-35.....	a	L	30-	34
1-17-36.....	h8	W	33-	30
2-24-36.....	a	L	21-	33
2-29-40.....	n2	L	43-	55
1-27-45.....	a	L	26-	44
2-10-45.....	h	W	53-	49
3-3-45.....	n3	L	37-	41
1-26-46.....	h	L	27-	49
2-9-46.....	a	W	38-	34
1-25-47.....	h	W	48-	43
2-7-47.....	a	L	28-	40
1-24-48.....	h	L	57-	59
2-6-48.....	a	L	46-	49
1-22-49.....	h	L	56-	63
2-5-49.....	h	W	72-	71
1-21-50.....	h	W	68-	57
2-4-50.....	a	L	56-	69
3-2-50.....	n3	L	56-	63
2-3-51.....	a	W	71-	57
2-21-51.....	h	W	74-	64
1-26-52.....	a	L	56-	69
2-20-52.....	h	L	81-	83
1-17-53.....	h	L	67-	89
2-16-53.....	h	L	79-	81
1-30-54.....	h	L	61-	68
2-22-54.....	a	L	57-	69
1-29-55.....	a	L	58-	79
2-21-55.....	18/nr.....	h	W	83- 77
1-28-56.....	h	W	73-	72
2-20-56.....	a	L	74-	76
1-26-57.....	a	W	84-	77
2-19-57.....	h	W	87-	85
1-25-58.....	h	W	82-	79
2-18-58.....	a	L	65-	84
1-24-59.....	a	L	71-	84
2-17-59.....	h	W	59-	49
1-23-60.....	6/6.....	h	W	74- 69
2-16-60.....	6/8.....	a	L	56- 57
1-28-61.....	a	L	60-	65
2-21-61.....	h	W	60-	59
1-27-62 (ot).....	a	W	66-	65
2-20-62.....	h	W	67-	50
1-26-63.....	7/6.....	h	W	73- 69
2-19-63.....	nr/10.....	a	W	72- 60
1-27-64.....	h	L	63-	83
2-18-64.....	nr/17.....	h	W	47- 45
1-27-64.....	h	L	52-	66
1-23-65.....	nr/13.....	a	L	48- 55
1-22-66.....	nr/20.....	a	L	48- 83
2-28-66.....	h	L	47-	58
2-1-67.....	nr/13.....	a	L	48- 59
2-20-68 (2ot).....	nr/11.....	h	W	69- 71
12-17-68.....	h	L	59-	72
12-15-02.....	*h12.....	h	W	69- 70
2-7-04.....	15/16.....	a	W	77- 62

n1-SEC Tournament (City Auditorium, Atlanta, Ga.); n1-SEC Tournament (Knoxville, Tenn.); n3-SEC Tournament (Louisville, Ky.); *h12-Chick-fil-A Peach Bowl Classic for Kids (Philips Arena, Atlanta, Ga.)

Tennessee State (4-0)

Home: 3-0, Away: 1-0, Neutral: 0-0

12-6-03.....	13/15.....	h	W	94- 43
12-10-05.....	h	W	82- 72
11-11-07.....	a	W	99- 85
12-30-08.....	h	W	63- 58

Tennessee Tech (3-0)

Home: 3-0, Away: 0-0, Neutral: 0-0

12-14-78.....	h	W	108- 63
11-30-84.....	18/nr.....	h	W	96- 78
12-27-07.....	h	W	83- 63

Texas (2-2)

Home: 0-0, Away: 0-0, Neutral: 2-2

12-29-47.....	n1	L	45- 54
12-26-85.....	7/6.....	n2	W	90- 55
3-17-89.....	n3	L	70- 76
11-27-91.....	18/18 24/nr.....	n4	W	120- 07

n1-All-College Tournament (Oklahoma City, Okla.); n2-Cotton States Classic (The Omni, Atlanta, Ga.); n3-NCAA Midwest Regional first round (Reunion Arena, Dallas, Texas); n4-Preseason NIT semifinals (Madison Square Garden, New York, N.Y.)

Texas A&M (2-0)

Home: 1-0, Away: 0-0, Neutral: 1-0

12-15-56.....	h	W	76- 69
12-27-85.....	7/7.....	n1	W	83- 58

n1-Gator Bowl Tournament (Jacksonville, Fla.)

Texas Christian (2-0)

Home: 2-0, Away: 0-0, Neutral: 0-0

12-1-65.....	h	W	112- 87
12-21-67.....	h	W	70- 67

Texas-El Paso (1-2)

Home: 0-0, Away: 0-2, Neutral: 1-0

12-20-68.....	a1	L	71- 75
12-18-81.....	a1	L	44- 73
11-26-10.....	n1	W	71- 61

a1-Sun Bowl Tournament (Special Events Center, El Paso, Texas); n1-Legends Classic (Boardwalk Hall, Atlantic City, N.J.)

Texas-Pan American (0-1)

Home: 0-1, Away: 0-0, Neutral: 0-0

1-28-75.....	h	L	73- 80
--------------	-------	---	---	--------

Texas Tech (3-3)

Home: 0-1, Away: 1-1, Neutral: 2-1

12-29-56.....	n1	W	79- 66
12-14-57 (ot).....	h	L	64- 67
12-22-59.....	8/8.....	a	W	63- 60
12-30-64.....	n2	L	90- 95
3-26-03.....	a1	L	72- 80
11-28-03.....	25/v.....	n3	W	85- 65

n1-All-College Tournament (Oklahoma City, Okla.); n2-Sugar Bowl Tournament (New Orleans, La.); a1-NIT quarterfinals (Lubbock, Texas); n3-Preseason NIT championship game (Madison Square Garden, New York, N.Y.)

The Citadel (6-0)

Home: 4-0, Away: 2-0, Neutral: 0-0

12-26-28.....a	W	41- 35
2-21-76.....h	W	58- 56
1-22-77.....a	W	63- 59
2-15-77.....h	W	90- 64
11-20-98.....h	W	73- 50
12-22-12.....h14	W	73- 41

Troy (4-2)

Home: 4-2, Away: 0-0, Neutral: 0-0

11-30-77.....	h	W	84- 69
1-13-79.....	h	W	78- 54
1-12-80.....	h	L	49- 64
2-11-81.....	h	L	50- 54
12-17-02.....	h	W	88- 66
12-28-06.....	h	W	85- 55

Formerly Troy State

Tulane (36-33)

Home: 21-11, Away: 9-21, Neutral: 6-1

1-16-09.....	h	L	15- 29
1-4-26.....	a	L	18- 33
1-11-26.....	h	W	31- 18
2-11-27.....	a	W	38- 37
2-28-30.....	n1	W	53- 31
2-5-38.....	a	L	22- 37
3-4-38.....	n2	W	44- 29
1-21-39 (ot).....	h	W	32- 31
2-3-40.....	h	L	25- 37
1-25-41.....	h	L	20- 37
2-7-42.....	a	W	52- 43
2-6-43.....	h	W	60- 36
3-3-44.....	n3	L	55- 66
1-29-45.....	a	W	47- 38
1-12-46.....	a	L	45- 58
2-4-46.....	h	W	59- 52
1-11-47.....	h	W	58- 51
1-31-47.....	h	L	45- 47
1-9-48.....	a	L	29- 54
2-9-48.....	h	L	55- 59
3-6-48.....	n3	W	50- 40
1-7-49.....	a	L	52- 73
1-29-49.....	h	W	49- 56
1-7-50.....	a	L	62- 64
1-28-50.....	h	W	59- 55
1-6-51.....	a	L	45- 49
3-2-51 (ot).....	n3	W	63- 61
1-5-52.....	h	L	58- 73
2-23-53.....	a	L	55- 70
2-15-54.....	h	L	57- 59
2-14-55.....	a	L	48- 64
2-11-56.....	h	W	79- 77
2-9-57.....	a	L	67- 73
2-8-58.....	19/nr.....	h	W	69- 53
2-7-59.....	a	W	77- 67
2-6-60.....	6/6.....	h	W	74- 55
2-13-61.....	a	W	81- 79
2-12-62 (ot).....	h	W	77- 74
2-8-63 (ot).....	6/6.....	a	L	69- 77
2-8-64.....	h	W	92- 68
2-17-66.....	h	W	99- 85
1-7-67.....	h	L	91- 99
2-18-67.....	a	L	71- 74
1-6-68.....	h	W	100- 81
3-2-68.....	a	L	77- 88
2-15-69.....	h	W	90- 79
3-1-69.....	a	L	77- 80
1-10-70.....	h	W	78- 72
2-23-70.....	a	W	86- 76
1-9-71.....	a	W	77- 67
3-1-71.....	h	W	102- 74
1-20-72.....	h	W	94- 78
2-28-72.....	a	L	74- 78
12-22-72.....	h	L	68- 69
3-2-73.....	a	W	87- 83
1-19-74.....	a	L	90- 96
2-20-74.....	h	L	70- 71
2-24-75.....	h	W	74- 69
1-17-76.....	a	L	58- 59
3-4-76.....	n4	W	74- 68
12-22-76.....	a	L	57- 64
1-29-77.....	h	W	89- 62
1-16-78.....	a	W	75- 70
2-11-78.....	h	L	63- 58
12-27-90.....	n5	W	95- 83
12-23-01.....	h	L	69- 79
12-03.....	a	L	66- 80
12-3-11.....	a	L	52- 57
11-9-12.....	h14	W	79- 61

n1-SIC Tournament (City Auditorium, Atlanta, Ga.); n2-SEC Tournament (Baton Rouge, La.); n3-SEC Tournament (Louisville, Ky.); n4-Metro Tournament (Freedom Hall, Louisville, Ky.); n5-Sugar Bowl Tournament (Louisiana Superdome, New Orleans, La.)

Turner Field (1-0)

Home: 1-0, Away: 0-0, Neutral: 0-0

1-8-42.....	h9	W	49- 35
-------------	-------	----	---	--------

UCLA (1-3)

Home: 0-0, Away: 0-2, Neutral: 1-1

12-29-66.....	1/1.....	a1	L	72- 91
12-27-69.....	2/2.....	a1	L	90- 121
12-2-00.....	n1	W	72- 67
11-22-06.....	19/19 5/5.....	n2	L	73- 88

a1-Bruin Classic (Pauley Pavilion, Los Angeles, Calif.); n1-Wooden Classic (Arrowhead Pond, Anaheim, Calif.); n2-EA Sports Maui Invitational (Lahaina Civic Center, Lahaina, Maui, Hawaii)

U.S. Marines (0-1)

Home: 0-0, Away: 0-0, Neutral: 0-1

12-8-51 (exh).....	n1	L	58- 90
--------------------	-------	----	---	--------

n1-Parris Island, S.C.

USA Verich Reps (1-0)

Home: 1-0, Away: 0-0, Neutral: 0-0

11-16-93 (exh).....	h	W	124- 110
---------------------	-------	---	---	----------

Utah State (0-1)

Home: 0-0, Away: 0-0, Neutral: 0-1

12-13-60.....	15/12.....	n1	L	62- 67
---------------	------------	----	---	--------

n1-Bluegrass Invitational (Freedom Hall, Louisville, Ky.)

Vanderbilt (33-38)

Home: 22-13, Away: 8-25, Neutral: 3-0

2-6-14.....		h	W	55- 41
1-30-20.....		h	L	21- 39
2-27-20.....		a	L	3- 32
1-24-25.....		h	L	28- 37
1-15-26.....		a	L	23- 27
1-21-27.....		h	W	36- 29
2-10-28.....		a	W	41- 31
1-19-29.....		a	W	40- 28
2-2-29.....		h	W	38- 15
2-1-30.....		h	W	46- 25
2-7-30.....		a	W	41- 37
1-16-31.....		h	W	44- 37
2-5-31.....		a	L	32- 45
1-16-32.....		h	W	45- 27
1-18-33.....		a	L	27- 38
1-6-34.....		h	L	22- 24
2-9-34.....		a	L	30- 38
1-25-35 (ot).....		h	L	32- 33
2-8-35.....		a	L	24- 53
1-18-36.....		a	L	23- 42
2-8-36.....		h	L	40- 42
2-28-36.....	n1	W	42- 37	
1-16-37.....		h	W	39- 27
2-13-37.....		a	W	40- 30
1-15-38.....		h	W	59- 25
2-12-38.....		a	W	40- 35
3-5-38.....	n2	W	50- 18	
1-14-39.....		h	W	30- 24
2-11-39.....		a	L	42- 49
1-13-40.....		h	W	49- 43
2-10-40.....		a	W	57- 39
1-18-41.....		h	W	55- 48
2-15-41.....		a	L	41- 54
1-17-42.....		h	L	32- 39
2-14-42.....		a	W	35- 27
1-16-43.....		h	W	43- 29
2-13-43.....		a	L	28- 52
3-2-44.....	n3	W	63- 51	
2-10-51.....		a	L	47- 65
2-19-51.....		h	L	67- 69
2-2-52.....		a	L	67- 92
2-18-52.....		h	L	58- 83
1-10-53.....		a	L	60- 72
1-26-53.....		h	W	85- 79
1-11-54.....		h	L	55- 63
1-23-54.....	19/nr	a	L	65- 84
1-10-55.....		h	L	69- 71
1-22-55.....		a	L	63- 83
1-9-56.....	4/nr	h	L	59- 72
1-21-56.....	5/6	a	L	64- 67
1-7-57.....	9/11	h	L	73- 81
1-19-57.....	10/10	a	L	74- 93
1-18-58.....		h	W	81- 60
3-1-58.....		a	L	59- 60
1-17-59.....	nr/19	h	W	80- 61
2-28-59.....		W	71- 67	
1-16-60 (ot).....	6/6	h	W	74- 66
2-27-60.....	6/8	a	L	57- 62
1-21-61.....		h	L	56- 69
3-4-61.....	nr/18	a	L	59- 79
1-20-62.....		h	W	71- 66
3-3-62.....		a	L	74- 88
1-23-63.....	10/9	h	W	69- 62
3-2-63.....	10/12	a	L	74- 75
2-12-64 (ot).....	7/7	h	W	75- 71
2-29-64.....	nr/13	a	L	89- 103
12-18-93 (ot).....	14/14	24/24,*h11	W	86- 77
1-3-06.....		h	W	76- 67
12-9-06.....	25/nr	a	L	64- 73
12-1-07.....		h	L	79- 92
12-6-08.....		h	W	63- 51

SERIES HISTORY VS. ALL OPPONENTS

Virginia (39-35)

Home: 23-11, Away: 11-20, Neutral: 5-4

All Home Games: 23-11
At McComish Pavilion: 1-0
At AMC: 21-8
At Georgia Dome: 1-0
At The Omni: 1-3
At Phillips Arena: 0-1
In Atlanta: 25-12
All Road Games: 11-20
At John Paul Jones Arena: 1-4
At University Hall: 10-16
As ACC members: 37-34
In the ACC Tournament: 5-4
All Neutral Games: 5-4
Under Whack Hyder: 1-1
Under Dwane Morrison: 1-4
Under Bobby Cremins: 24-20
Under Paul Hewitt: 11-8
Under Brian Gregory: 1-2
Vs. Tony Bennett: 1-5
Longest Winning Streak: 9 games (1990-94)
Longest Losing Streak: 8 games (1981-83)
Most Points Scored: 105 on 2-14-1998
Fewest Points Scored: 38 on 1-19-2012
Most Points Allowed: 96 on 3-12-1983
Fewest Points Allowed: 46 on 1-21-1985
Largest Margin of Victory: 27 on 1-19-1991
Largest Margin of Defeat: 41 on 2-16-1981

- Virginia has won six of the last seven meetings, but Georgia Tech leads the all-time series, 39-35.
- Tech and Virginia split their two regular-season meetings in 2012-13, with the Cavaliers earning a split with an 82-54 drubbing of the Yellow Jackets in Charlottesville on Feb. 24. Tech won the teams' first meeting, 66-60, at McComish Pavilion in Atlanta, snapping a five-game losing streak in the series. That game represented a 38-point turnaround in scoring margin after Virginia had won 70-38 win in the teams' only regular-season meeting in the 2011-12 season.
- Tech has four wins in its last nine trips to Charlottesville, but is just 1-4 at John Paul Jones Arena and has lost on its last three trips to Charlottesville.
- The Yellow Jackets were 10-16 against Virginia at University Hall, the Cavaliers' former homecourt. Tech's best winning percentage on any ACC foe's home court.
- Virginia had won three straight meetings in Atlanta before its loss to the Yellow Jackets on Feb. 3, 2013, including its last two in Alexander Memorial Coliseum and one at Phillips Arena. Overall, Tech was 21-8 against the Cavaliers in Alexander Memorial Coliseum, is 23-11 on all home courts and 25-12 in games played in the city of Atlanta.
- Since Tech joined the ACC, the Yellow Jackets are 37-34 against Virginia.
- Tech was 11-8 against Virginia under Paul Hewitt, including wins in all three meetings in Hewitt's first season of 2000-01. Brian Gregory is 1-2 vs. Virginia, and Tony Bennett is 5-1 vs. Tech.
- Tech and Virginia have played to overtime seven times since the 1983-84 season, including a 72-71 triple-overtime win for Tech in Atlanta on Jan. 23, 1984, and an 88-85 double-overtime triumph for Virginia in Charlottesville on Jan. 22, 1995.
- In the ACC Tournament, Tech has won five of nine games, including a 70-61 Jacket victory in the 1990 final in Charlotte.

All-Time Series Results

12-20-47.....	h9	W	51-	48
12-1-69.....	h	W	72-	49
1-16-71.....	a	L	84-	89
12-1-79.....	13/13.....	a	L	37- 55
2-9-80.....	18/nr.....	h	W	62- 61
1-17-81.....	2/2.....	a	L	48- 85
2-16-81.....	1/1.....	h	L	42- 83
3-5-81.....	4/4.....	n1	L	47- 76
1-16-82.....	3/2.....	h	L	60- 79
2-15-82.....	1/1.....	a	L	52- 56
1-17-83.....	2/2.....	h10	L	52- 66
2-14-83.....	3/2.....	a	L	69- 92
3-12-83.....	2/2.....	n2	L	67- 96
1-23-84 (3ot).....	18/nr.....	h	W	72- 71
2-7-84.....	18/nr.....	a	L	59- 91
1-21-85.....	17/15.....	h	W	49- 46
2-16-85.....	6/5.....	a	L	55- 62
3-8-85.....	9/11.....	n2	W	55- 48
1-4-86.....	6/6.....	a	W	64- 61
2-15-86.....	5/5.....	h	W	62- 55

1-22-87.....	h10	L	58-	61
2-18-87.....	a	L	58-	60
3-6-87.....	n1	L	54-	55
1-23-88.....	a	L	55-	58
2-25-88.....	20/16.....	h	W	76- 71
2-6-89.....	a	L	71-	78
2-22-89.....	h	W	73-	65
1-21-90 (ot).....	11/11.....	a	L	79- 81
2-22-90.....	8/6.....	h	L	71- 73
3-11-90.....	14/13.....	n3	W	70- 61
1-19-91.....	14/15.....	h	W	78- 51
2-19-91.....	20/19.....	a	W	73- 60
1-14-92.....	16/14.....	h	W	75- 71
2-22-92.....	a	W	52-	49
3-13-92.....	n3	W	68-	56
1-23-93.....	16/16 ... 7/10.....	a	W	75- 71
2-23-93.....	22/22.....	h	W	73- 61
1-23-94.....	17/17.....	h	W	74- 70
2-22-94 (ot).....	23/nr.....	a	L	72- 73
1-22-95 (2ot).....	22/18 ... 18/19.....	a	L	85- 88
2-22-95.....	24/22 ... 14/14.....	h	L	80- 83
3-7-95.....	11/13.....	n4	L	67- 77
1-20-96.....	a	W	90-	70
2-21-96.....	23/22.....	a	W	84- 75
1-22-97.....	a	L	64-	68
2-6-97.....	h	W	66-	53
1-15-98.....	a	W	83-	65
2-14-98.....	h	W	105-	86
1-23-99.....	a	W	77-	65
2-25-99 (ot).....	h	W	74-	68
1-8-00.....	a	L	65-	83
2-9-00.....	h	W	68-	47
1-9-01.....	10/11.....	a	W	73- 68
2-11-01.....	6/9.....	h	W	62- 56
3-9-01.....	12/12.....	n5	W	65- 69
1-22-02.....	7/7.....	h	L	64- 69
2-23-02.....	22/15.....	a	W	82- 80
2-1-03.....	h	W	80-	60
3-5-03.....	a	W	90-	73
1-15-04.....	12/14.....	h	W	75- 57
2-14-04.....	15/16.....	a	L	80- 82
1-8-05.....	9/10.....	h	W	92- 69
12-4-05.....	h	W	63-	54
2-24-07.....	24/v.....	a	L	69- 75
1-27-08 (ot).....	a	W	92-	82
3-3-08.....	h	L	74-	76
3-13-08.....	n6	W	94-	76
12-28-08 (ot).....	h	L	84-	88
1-13-10.....	20/18.....	a	L	75- 82
1-22-11.....	a	L	64-	72
2-23-11.....	h	L	56-	62
1-19-12.....	15/17 ... h12.....	L	38-	70
2-3-13.....	h14	W	66-	60
2-24-13.....	a	L	54-	82
n1-ACC Tournament (Capital Center, Landover, Md.);				
n2-ACC Tournament (The Omni, Atlanta, Ga.); n3-ACC				
Tournament (Charlotte [N.C.] Coliseum); n4-ACC				
Tournament (Greensboro [N.C.] Coliseum); n5-ACC				
Tournament (Georgia Dome, Atlanta, Ga.); n6-ACC				
Tournament (Boccats Arena, Charlotte, N.C.)				

Virginia Commonwealth (2-0)

Home: 1-0, Away: 0-0, Neutral: 1-0

12-29-03.....	3/3.....	h	W	86- 65
11-18-11.....	n1	W	73-	60

n1-Charleston Classic (TD Arena, Charleston, S.C.)

Virginia Tech (5-14)

Home: 2-5, Away: 1-7, Neutral: 2-2

All Home Games: 2-5
At AMC: 2-4
At McComish Pavilion: 0-1
In Atlanta: 2-5
In Blacksburg: 1-7
At Cassell Coliseum: 1-7
As ACC members: 4-10
In the ACC Tournament: 1-1
All Neutral Games: 2-2
Under Whack Hyder: 1-1
Under Dwane Morrison: 0-1
Under Bobby Cremins: 0-1
Under Paul Hewitt: 3-8
Under Brian Gregory: 1-2
Vs. James Johnson: 1-1
Longest Winning Streak: 1 game (current)
Longest Losing Streak: 4 games (2011-13)
Most Points Scored: 84 on 2-23-2008
Fewest Points Scored: 15 on 2-14-1921
Most Points Allowed: 102 on 2-13-2011
Fewest Points Allowed: 31 on 2-14-1921
Largest Margin of Victory: 19 on 3-11-2008
Largest Margin of Defeat: 25 on 2-13-2011

- The two teams split their 2012-13 regular-season meetings, each winning on the other's home court. Virginia Tech captured a 70-65 overtime decision at McComish Pavilion, and Georgia Tech snapped a four-game losing streak in the series with a 64-54 victory a month later in Blacksburg.
- The Feb. 9 win in Blacksburg was the first ever for Georgia Tech at Cassell Coliseum in eight tries. The Hokies have won five of seven meetings in Atlanta, including four of six in the Yellow Jackets' former home arena, Alexander Memorial Coliseum.
- The Hokies, led by future NBA star Dell Curry, held off the Jackets and their future All-Americans Mark Price and John Salley, 77-74, in the teams' first meeting at Cassell Coliseum in 1984.
- The teams have split two ACC Tournament encounters, the Jackets capturing a 73-54 victory in the first round of the 2005 tournament in Washington, D.C., and the Hokies winning a 59-43 decision in the first round in 2011.
- Georgia Tech's first victory over Virginia Tech occurred on Dec. 27, 1962, a 73-72 overtime triumph at the Gator Bowl Tournament that was part of an 11-0 start for the Yellow Jackets. Tech went on to finish the season 21-5. Both teams were ranked in the UPI poll at the time, Georgia Tech at No. 18, Virginia Tech at No. 14.
- Both teams were members of the old Metro Conference, but not at the same time. Georgia Tech was a member for three seasons from 1975-76 through 1977-78 before leaving to join the ACC. Virginia Tech joined the league for the 1978-79 season.

All-Time Series Results

2-14-21.....	a	L	15-	31
12-20-57.....	h	L	59-	70
12-27-62 (ot).....	nr/18 ... nr/14.....	n1	W	73- 72
12-22-79.....	n2	L	62-	67
3-10-84.....	a1	L	74-	77
1-22-05.....	12/15.....	h	L	69- 70
3-11-05.....	n3	W	73-	54
1-31-06.....	a	L	62-	63
1-28-07.....	h	L	65-	73
1-19-08.....	h	W	81-	70
2-23-08.....	a	L	84-	92
2-11-09.....	a	L	71-	76
3-6-10.....	h	L	82-	88
1-25-11.....	h	W	72-	57
2-13-11.....	a	L	77-	102
3-10-11.....	n4	L	43-	59
2-18-12 (ot).....	a	L	73-	74
1-12-13 (ot).....	h14	L	65-	70
2-9-13.....	a	W	64-	54
n1-Gator Bowl Tournament (Jacksonville, Fla.); n2-				
Roanoke Times & World News Holiday Classic (Roanoke				
[Va.] Civic Center); n3-ACC Tournament (MCI Center,				
Washington, D.C.); n4-ACC Tournament (Greensboro				
Coliseum, Greensboro, N.C.); a1-NIT first round				

VMI (6-2)

Home: 5-0, Away: 0-2, Neutral: 1-0

2-12-21.....	a	L	16-	53
1-18-65.....	h	W	82-	71
1-15-66.....	h	W	86-	73
1-30-68.....	h	W	90-	70
2-5-69.....	n1	W	87-	74
12-8-75.....	a	L	53-	68
2-2-76.....	h	W	66-	56
1-2-93.....	14/13.....	h	W	78- 52

n1 - Salem, Va.

Wake Forest (38-37)

Home: 26-9, Away: 11-24, Neutral: 1-4

All Home Games: 26-9
At AMC: 24-9
At McComish Pavilion: 1-0
At Phillips Arena: 1-0
All Road Games: 11-24
At Joel Coliseum: 7-17
At Winston-Salem: 9-21
At Greensboro (regular season): 2-3
At Greensboro (all games): 2-4
As ACC members: 37-35
In the ACC Tournament: 0-3
All Neutral Games: 1-4
Under Whack Hyder: 0-2
Under Dwane Morrison: 0-4
Under Bobby Cremins: 22-18
Under Paul Hewitt: 12-12
Under Brian Gregory: 3-1
Vs. Jeff Bzdelic: 5-2 (5-1 at WF)

- Longest Winning Streak: 12 games (1985-91)
- Longest Losing Streak: 9 games (1965-83)
- Most Points Scored: 112 on 3-8-2007
- Fewest Points Scored: 38 on 2-6-1982
- Most Points Allowed: 114 on 3-8-2007
- Fewest Points Allowed: 39 on 1-19-2011
- Largest Margin of Victory: 35 on 1-19-2011
- Largest Margin of Defeat: 30 on 2-7-1981
- The Yellow Jackets have won nine of the last 12 meetings, including a season sweep of the Demon Deacons in 2012-13. Tech defeated Wake Forest, 82-62, in Atlanta, and 57-56 in Winston-Salem.
- The sweep gave Tech a 38-37 lead in the all-time series and a 37-35 lead in games played since it became a member of the ACC.
- Tech made a sweep of the season series in 2010-11, setting school records in each game for margin of victory in an ACC game (74-39 at home on Jan. 19) and for margin of victory in an ACC road game (80-54 on Mar. 3).
- Tech was 24-9 against Wake Forest in games played at Alexander Memorial Coliseum, winning each of the last seven meetings in the building, and is 26-9 against the Demon Deacons in Atlanta.
- The home team has won 31 of the last 41 regular-season games in the series, with Wake Forest winning four times in Atlanta during that span, and Tech winning six times in Winston-Salem.
- Tech has lost 11 of the last 15 meetings at the Joel Coliseum, but has one of its better records in an opponent's building at 7-17. Tech is 11-24 against Wake Forest on the road, including a 2-3 mark in regular-season games played in Greensboro and a 2-4 mark in games played in Winston-Salem prior to the opening of Joel Coliseum.
- Tech is 35-26 against Wake Forest since 1985, including 12 straight victories from 1985-91.
- Wake Forest has won all four of its meetings with Georgia Tech in the ACC Tournament, including a 75-74 triumph in the 1996 championship game in Greensboro. Wake Forest took the 2007 first round meeting, winning 114-112 in double-overtime, the highest-scoring game in ACC Tournament history and the highest-scoring game for Tech involving an ACC opponent in its history.

All-Time Series Results

12-29-49.....	n1	W	64-	57
1-12-65.....	h	L	78-	97
1-8-66.....	a1	L	80-	96
1-26-80.....	a1	L	59-	67
2-16-80.....	a1	L	48-	49
1-3-81.....	8/8.....	a1	L	61- 87
2-7-81.....	8/8.....	h	L	56- 86
1-2-82.....	nr/20.....	h	L	56- 74
2-6-82.....	13/16.....	a2	L	38- 53
1-8-83.....	a2	L	53-	60
2-12-83.....	h	W	70-	69
1-7-84.....	8/9.....	h	W	68- 66
2-2-84 (ot).....	18/nr ... 15/15.....	a1	L	74- 78
1-5-85.....	8/7.....	a2	L	54- 68
2-10-85.....	10/7.....	h	W	94- 75
1-8-86.....	5/5.....	h	W	72- 58
2-19-86.....	5/5.....	a1	W	59- 49
1-3-87 (ot).....	18/nr.....	a	W	65- 59
2-7-87.....	h	W	83-	69
1-10-88.....	h	W	78-	66
2-13-88.....	a2	W	78-	75
1-7-89.....	19/16.....	a2	W	84- 75
2-11-89.....	h	W	75-	70
1-6-90.....	12/12.....	a	W	91- 79
2-7-90.....	16/15.....	h	W	79- 70
1-6-91.....	24/nr.....	h	W	101- 91
2-9-91.....	a	L	74-	86
1-18-92.....	16/14 ... nr/24.....	a	L	72- 86
2-27-92.....	h	W	80-	61
1-21-93.....	16/16.....	h	L	58- 81
2-20-93.....	10/11.....	a	W	69- 58
1-19-94.....	17/17.....	a	L	63- 67
2-19-94.....	25/nr.....	h	W	71- 69
3-11-94.....	n2	L	49-	74
1-17-95.....	22/18 ... 15/16.....	h	W	67- 65
2-18-95.....	20/17 ... 14/14.....	a	L	62- 73
1-17-96.....	6/6.....	a	L	63- 66
2-17-96.....	8/9.....	h	W	64- 63
3-10-96.....	18/18 ... 12/10.....	n3	L	74- 75
1-8-97.....	2/2.....	h	L	63- 73
2-25-97.....	5/5.....	a	L	55- 71
1-10-98.....	h	W	70-	63
2-11-98.....	a	W	77-	76
1-16-99.....	h	W	75-	61
2-16-99.....	a	L	58-	67
1-27-00.....	h	L	46-	60

SERIES HISTORY VS. ALL OPPONENTS

2-27-00.....		a	L	64- 76
1-13-01 (ot).....	6/6.....	h	W	95- 89
2-14-01.....	23/15.....	a	L	65- 81
1-26-02.....	21/16.....	a	L	74- 87
2-27-02.....	24/22.....	h	W	90- 77
3-8-02.....		n2	L	83- 92
1-19-03.....		a	L	66- 73
2-20-03.....		h	L	67- 75
1-20-04.....	11/13	10/7.....	a	W 73- 66
2-22-04.....	18/16	15/15.....	h	L 76- 80
1-27-05 (ot).....	22/21	5/5.....	h	W 102-101
3-2-05.....	4/4.....	a	L	91- 98
1-18-06.....		a	L	71- 86
2-25-06.....		h	W	76- 61
1-30-07.....		a	L	75- 85
2-21-07.....		h	W	75- 61
3-8-07 (2 ot).....		n4	L	112-114
2-6-08.....		a	W	89- 83
3-1-08 (ot).....		h	W	87- 79
1-31-09.....	6/4.....	h	W	76- 74
2-18-09.....	8/8.....	a	L	69- 87
1-28-10.....	22/22.....	h	W	79- 58
2-13-10.....	20/20.....	a	L	64- 75
1-19-11.....		h	W	74- 39
3-3-11.....		a	W	80- 54
2-15-12.....		a	L	50- 59
3-3-12.....		h12	W	69- 62
1-26-13.....		h14	W	82- 62
2-16-13.....		a	W	57- 56

n1-Dixie Classic (Reynolds Coliseum, Raleigh, N.C.);
n2-ACC Tournament (Charlotte [N.C.] Coliseum);
n3-ACC Tournament (Greensboro [N.C.] Coliseum);
a1-Winston-Salem, N.C., Coliseum; n4-ACC Tournament
(St. Pete Times Forum, Tampa, Fla.); a2-Greensboro
[N.C.] Coliseum

Washington (2-1)

Home: 0-0, Away: 0-0, Neutral: 2-1

12-27-84.....	10/13	11/12.....	n1	W	65-	58
11-29-98.....	16/16.....	n2	L	60-	76	
11-26-99.....		n3	W	82-	65	

n1-Rainbow Classic (Special Events Center, Honolulu,
Hawaii); n2-Big Island Invitational (Afook-Chinen Civic
Auditorium, Hilo, Hawaii); n3-Great Alaska Shootout
(Sullivan Arena, Anchorage, Alaska)

West Chester State (1-0)

Home: 1-0, Away: 0-0, Neutral: 0-0

12-16-81.....		h	W	89- 60
---------------	--	---	---	--------

West Virginia (2-1)

Home: 0-0, Away: 0-1, Neutral: 2-0

12-31-49.....		n1	W	63- 48
2-7-68.....		a	L	75- 79
11-28-98.....		n2	W	58- 53

n1-Dixie Classic (Reynolds Coliseum, Raleigh, N.C.);
n2-Big Island Invitational (Afook-Chinen Civic Auditorium,
Hilo, Hawaii)

West Virginia Tech (1-0)

Home: 1-0, Away: 0-0, Neutral: 0-0

2-21-80.....		h	W	67- 52
--------------	--	---	---	--------

Western Carolina (6-1)

Home: 5-1, Away: 1-0, Neutral: 0-0

1-11-79.....		a	W	72- 50
2-1-79.....		h	W	100- 75
1-9-80.....		h	W	70- 60
11-28-80.....		h	L	77- 88
12-2-93.....	16/17.....	h	W	77- 55
12-1-94.....	20/19.....	h	W	89- 63
1-13-96.....		h10	W	91- 78

Westminster (1-0)

Home: 0-0, Away: 0-0, Neutral: 1-0

12-29-55.....		n1	W	65- 56
---------------	--	----	---	--------

n1-Queen City Tournament (Buffalo, N.Y.)

William & Mary (6-1)

Home: 5-0, Away: 0-1, Neutral: 1-0

12-6-61.....		h	W	72- 56
2-4-63.....	6/6.....	h	W	50- 49
12-21-64.....		h	W	91- 73
12-22-65.....		h	W	92- 73
12-20-71.....		h	W	83- 71
12-18-72.....		a	L	60- 63
12-29-87.....		n1	W	90- 59

n1-Cotton States Classic (The Omni, Atlanta, Ga.)

Winthrop (1-1)

Home: 1-0, Away: 0-0, Neutral: 0-1

11-24-97.....		h	W	95- 65
11-18-07.....		n1	L	73- 79

n1-Paradise Jam (St. Thomas, U.S. Virgin Islands)

Winston-Salem State (3-0)

Home: 3-0, Away: 0-0, Neutral: 0-0

1-3-07.....		h	W	97- 46
11-14-08.....		h	W	92- 47
12-29-09.....	v/20.....	h	W	78- 43

Wisconsin (1-1)

Home: 1-0, Away: 0-0, Neutral: 0-1

12-28-63.....		n1	L	84- 104
11-28-01.....		h1	W	62- 61

h1-ACC-Big Ten Challenge (AMC); n1-Milwaukee Classic
(Milwaukee, Wis.)

Wisconsin-LaCrosse (1-0)

Home: 1-0, Away: 0-0, Neutral: 0-0

1-4-74.....		h	W	73- 69
-------------	--	---	---	--------

Wittenberg (0-1)

Home: 0-0, Away: 0-1, Neutral: 0-0

12-27-26.....		a	L	37- 40
---------------	--	---	---	--------

Wofford (12-2)

Home: 12-2, Away: 0-0, Neutral: 0-0

1-14-21.....		h	L	18- 20
2-10-68.....		h	W	97- 67
1-17-75.....		h	W	75- 74
1-31-77.....		h	W	81- 37
12-17-79.....		h	W	84- 64
12-20-80.....		h	L	44- 49
11-29-82.....		h	W	116- 72
1-19-84.....		h	W	78- 44
11-22-96.....		h	W	74- 49
1-3-98.....		h	W	90- 58
12-16-98.....		h	W	76- 63
12-22-99.....		h	W	80- 70
11-17-00.....		h	W	92- 49
12-21-01.....		h	W	79- 70

Wyoming (1-0)

Home: 1-0, Away: 0-0, Neutral: 0-0

12-22-58.....		h	W	110- 78
---------------	--	---	---	---------

Xavier (0-2)

Home: 0-0, Away: 0-1, Neutral: 0-1

2-16-35.....		a	L	19- 38
1-2-56.....		n1	L	67- 92

n1-Queen City Tournament (Buffalo, N.Y.)

Yale (0-2)

Home: 0-1, Away: 0-0, Neutral: 0-1

1-2-68.....		h	L	78- 79
12-28-73.....		n1	L	95- 101

n1-Old Dominion Invitational (The Scope, Norfolk, Va.)

Youngstown State (1-0)

Home: 1-0, Away: 0-0, Neutral: 0-0

12-29-92.....	14/13.....	h	W	105- 85
---------------	------------	---	---	---------

Yugoslavian National Team (1-0)

Home: 1-0, Away: 0-0, Neutral: 0-0

11-13-88 (exh).....		h	W	77- 74
---------------------	--	---	---	--------

GEORGIA TECH IN OVERTIME

All Overtime Games: 60-53

Single Overtime Games: 50-43

Double Overtime Games: 6-10

Triple Overtime Games: 4-0

3-17-06	Georgia.....	W	13-11
2-8-22	Agoga Class	L	25-26
1-13-25	@Ft. McPherson (2 ot)	W	28-26
1-8-27	Auburn.....	W	22-20
1-15-27	@Georgia.....	W	36-35
1-1-31	@Manhattan.....	L	26-32
1-25-35	Vanderbilt.....	L	32-33
2-23-35	@Georgia.....	W	49-39
1-21-39	Tulane.....	W	32-31
2-4-39	@Florida.....	L	29-33
2-21-40	@Auburn.....	L	38-39
12-29-40	@South Carolina.....	L	39-40
1-22-41	@Clemson.....	L	49-52
2-21-45	Atlanta NAS.....	W	51-47
1-26-49	Georgia.....	L	60-74
2-15-50	@Georgia.....	L	72-73
2-24-51	Pennsylvania.....	L	77-83
3-1-51	Tulane.....	W	63-61
1-24-53	@South Carolina.....	L	66-70
12-28-54	Idaho State.....	W	72-69
2-12-55	@Louisiana State.....	W	79-72
2-19-55	@South Carolina.....	W	87-84
2-26-55	Georgia (2 ot).....	L	66-67
2-7-56	@Auburn.....	L	74-77
2-16-56	@Georgia.....	W	72-68
2-4-57	Auburn.....	W	76-67
12-14-57	Texas Tech.....	L	64-67
12-19-57	Georgia.....	L	68-69
2-1-58	@Alabama (2 ot).....	L	72-74
2-24-58	@Florida.....	W	62-61
2-14-59	Oklahoma City (3 ot).....	W	71-65
1-16-60	Vanderbilt.....	W	74-66
1-11-61	@Georgia.....	W	89-80
1-16-61	@Mississippi St.....	L	61-62
1-24-61	@Auburn.....	W	48-43
1-2-62	Navy.....	L	62-64
1-27-62	@Tennessee.....	W	66-65
2-12-62	Tulane.....	W	77-74
2-26-62	@Florida.....	L	75-82
12-3-62	@Furman.....	W	80-79
12-27-62	Virginia Tech.....	W	73-72
1-5-63	@Kentucky (2 ot).....	W	86-85
1-12-63	@Mississippi.....	W	73-71
2-8-63	@Tulane.....	L	69-77
2-23-63	Georgia.....	W	66-58
12-16-63	@Rice.....	L	89-74
2-12-64	Vanderbilt.....	W	75-71
2-15-64	Florida State.....	W	77-73
12-21-66	Auburn.....	W	78-76
1-10-67	@Furman.....	L	68-69
2-20-68	Tennessee (2 ot).....	L	69-71
3-25-71	St. Bonaventure (2 ot) +.....	W	76-71
1-6-73	Hawaii.....	W	85-83
2-5-73	Florida.....	L	85-87
3-7-74	@Georgia.....	W	97-95
12-28-74	St. Bonaventure.....	W	70-61
1-24-75	Presbyterian.....	W	89-84
2-3-75	Samford.....	W	78-75
2-16-79	@Memphis State (2 ot).....	W	89-84
2-27-79	East Carolina.....	L	64-66
2-28-80	Maryland.....	L	49-51
1-23-84	Virginia (3 ot).....	W	72-71
2-2-84	@Wake Forest.....	L	74-78
2-4-84	Maryland (2 ot).....	W	71-70
2-4-86	North Carolina.....	L	77-78
11-29-86	Richmond.....	L	62-67
12-20-86	Boston College.....	W	65-62
1-3-87	@Wake Forest.....	W	65-59
3-5-88	@Clemson (2 ot).....	L	94-97
1-22-89	@Illinois (2 ot).....	L	92-103
3-4-89	@Clemson.....	L	79-81
1-21-90	@Virginia.....	L	79-81
2-17-90	@NC State (2 ot).....	W	95-92

2-24-90	@Notre Dame.....	W	88-80
3-23-90	Michigan State#.....	W	81-80
12-5-90	St. John's.....	L	72-73
12-19-90	Georgia (3 ot).....	W	112-105
2-5-92	@Clemson.....	L	78-95
2-29-92	NC State.....	W	98-88
3-27-92	Memphis State#.....	L	79-83
12-18-93	Vanderbilt.....	W	86-77
2-22-94	@Virginia.....	L	72-73
1-22-95	@Virginia (2 ot).....	L	85-88
2-7-96	Duke.....	W	73-71
2-10-96	@North Carolina.....	W	92-83
2-25-96	NC State.....	W	92-83
12-4-97	NC State.....	L	69-71
2-8-98	North Carolina (2 ot).....	L	100-107
3-16-98	Georgetown+.....	W	80-79
11-27-98	West Virginia.....	W	65-62
12-5-98	Appalachian State.....	W	74-72
12-13-98	Georgia.....	W	84-79
2-11-99	@Florida State (3 ot).....	W	111-108
2-25-99	Virginia.....	W	74-68
12-11-99	Stanford.....	L	61-64
3-1-00	@North Carolina.....	L	72-74
1-13-01	Wake Forest.....	W	95-89
1-3-04	@Georgia (2 ot).....	L	80-83
3-1-04	Kansas#.....	W	79-71
1-1-05	Kansas.....	L	68-70
1-27-05	Wake Forest.....	W	102-101
2-18-06	@Maryland.....	L	84-87
3-8-07	Wake Forest (2 ot)*.....	L	112-114
1-27-08	@Virginia.....	W	92-82
3-1-08	Wake Forest.....	W	87-79
11-22-08	@Mercer.....	W	82-76
12-28-08	Virginia.....	L	84-88
1-17-09	@NC State.....	L	71-76
1-20-09	Boston College.....	L	76-80
11-20-09	Florida State.....	L	59-66
1-2-11	Charlotte (2 ot).....	L	83-86
2-18-12	Virginia Tech.....	L	73-74
1-12-13	Virginia Tech.....	L	65-70

Note: Georgia Tech's longest stretch of regulation
games without an overtime is 103, from Feb. 7,
1975 vs. NC State through Jan. 13, 1979 vs. Troy
State, inclusive.

Most overtime games in one season: 6 in 1962-63

NCAA Tournament
+ Post-Season NIT
*ACC Tournament

MISCELLANEOUS HISTORY

GEORGIA TECH YEAR-BY-YEAR VS. ACC OPPONENTS (REGULAR SEASON ONLY)

Year	ACC	BC	CL	DU	FS	MD	UM	NC	ST	ND	UP	SU	VA	VT	WF
1979-80	1-13	-	0-2	0-2	-	0-2	-	0-2	0-2	-	-	-	1-1	-	0-2
1980-81	0-14	-	0-2	0-2	-	0-2	-	0-2	0-2	-	-	-	0-2	-	0-2
1981-82	3-11	-	0-2	1-1	-	2-0	-	0-2	0-2	-	-	-	0-2	-	0-2
1982-83	4-10	-	1-1	1-1	-	1-1	-	0-2	0-2	-	-	-	0-2	-	1-1
1983-84	6-8	-	1-1	1-2	-	1-1	-	0-2	1-1	-	-	-	1-1	-	1-1
1984-85	9-5	-	1-1	1-1	-	2-0	-	2-0	1-1	-	-	-	1-1	-	1-1
1985-86	11-3	-	2-0	1-1	-	2-0	-	0-2	2-0	-	-	-	2-0	-	2-0
1986-87	7-7	-	0-2	2-0	-	2-0	-	0-2	1-1	-	-	-	0-2	-	2-0
1987-88	8-6	-	1-1	1-1	-	2-0	-	0-2	1-1	-	-	-	1-1	-	2-0
1988-89	8-6	-	1-1	1-1	-	2-0	-	1-1	0-2	-	-	-	1-1	-	2-0
1989-90	8-6	-	1-1	1-2	-	2-0	-	1-1	2-0	-	-	-	0-2	-	2-0
1990-91	6-8	-	1-1	0-2	-	1-1	-	1-1	0-2	-	-	-	2-0	-	1-1
1991-92	8-8	-	1-1	0-2	0-2	2-0	-	0-2	2-0	-	-	-	2-0	-	1-1
1992-93	8-8	-	1-1	1-1	0-2	2-0	-	0-2	1-1	-	-	-	2-0	-	1-1
1993-94	7-9	-	1-1	0-2	0-2	1-1	-	2-0	1-1	-	-	-	1-1	-	1-1
1994-95	8-8	-	1-1	1-1	2-0	1-1	-	0-2	2-0	-	-	-	0-2	-	1-1
1995-96	13-3	-	1-1	2-0	2-0	1-1	-	2-0	2-0	-	-	-	2-0	-	1-1
1996-97	3-13	-	0-2	0-2	1-1	0-2	-	0-2	1-1	-	-	-	1-1	-	0-2
1997-98	6-10	-	1-1	0-2	1-1	0-2	-	0-2	0-2	-	-	-	2-0	-	2-0
1998-99	6-10	-	1-1	0-2	1-1	0-2	-	1-1	0-2	-	-	-	2-0	-	1-1
1999-00	5-11	-	1-1	0-2	1-1	1-1	-	0-2	1-1	-	-	-	1-1	-	0-2
2000-01	8-8	-	2-0	0-2	1-1	1-1	-	0-2	1-1	-	-	-	2-0	-	1-1
2001-02	7-9	-	1-1	0-2	2-0	0-2	-	1-1	1-1	-	-	-	1-1	-	1-1
2002-03	7-9	-	1-1	0-2	1-1	1-1	-	1-1	1-1	-	-	-	2-0	-	0-2
2003-04	9-7	-	2-0	1-1	1-1	2-0	-	1-1	0-2	-	-	-	1-1	-	1-1
2004-05	8-8	-	2-0	0-1	2-0	0-1	2-0	1-0	0-2	-	-	-	1-0	1-0	1-1
2005-06	4-12	1-1	0-2	0-1	0-1	0-1	0-1	0-1	1-1	-	-	-	1-0	0-1	1-1
2006-07	8-8	1-0	1-1	1-1	2-0	0-1	0-1	1-1	1-0	-	-	-	0-1	0-1	1-1
2007-08	7-9	1-0	1-1	0-1	0-1	0-1	0-2	0-1	1-0	-	-	-	1-1	1-1	2-0
2008-09	2-14	0-2	0-2	0-1	0-1	0-2	1-0	0-1	0-2	-	-	-	0-1	0-1	1-1
2009-10	7-9	1-0	1-1	1-1	0-2	0-1	0-1	1-0	1-0	-	-	-	0-1	0-1	1-1
2010-11	5-11	0-1	0-2	0-1	0-1	0-1	1-1	1-0	0-1	-	-	-	0-2	1-1	2-0
2011-12	4-12	1-1	0-2	0-1	0-1	1-1	0-1	0-1	1-1	-	-	-	0-1	0-1	1-1
2012-13	6-12	0-1	0-2	0-1	0-1	1-0	1-1	0-2	0-2	-	-	-	1-1	1-1	2-0



Tech Month-by-Month

Season	Nov	Dec	Jan	Feb	Mar/Apr	Total
1905-06	0-0	0-0	0-0	0-1	2-0	2-1
1906-08						did not play
1908-09	0-0	0-0	1-5	0-1	0-0	1-6
1909-12						did not play
1912-13	0-0	0-0	0-0	2-6	0-0	2-6
1913-14	0-0	0-0	0-0	6-2	0-0	6-2
1914-19						did not play
1919-20	0-0	0-0	3-3	3-5	1-2	7-10
1920-21	0-0	0-0	1-4	3-6	0-0	4-10
1921-22	0-0	0-0	4-2	7-4	0-0	11-6
1922-23	0-0	0-0	5-2	4-5	0-2	9-9
1923-24	0-0	3-0	2-7	4-6	0-0	9-13
1924-25	0-0	0-0	3-4	1-8	0-0	4-12
1925-26	0-0	0-0	4-6	2-5	0-0	6-11
1926-27	0-0	3-6	7-1	7-3	0-0	17-10
1927-28	0-0	2-1	3-3	5-3	0-0	10-7
1928-29	0-0	4-1	7-1	4-3	0-1	15-6
1929-30	0-0	1-2	3-5	6-5	0-1	10-13
1930-31	0-0	2-1	5-7	4-5	0-0	11-13
1931-32	0-0	0-0	4-2	3-4	0-0	7-6
1932-33	0-0	0-0	4-2	5-4	0-0	9-6
1933-34	0-0	0-3	3-3	3-5	0-1	6-12
1934-35	0-0	0-0	0-4	5-4	1-0	6-8
1935-36	0-0	0-0	3-4	7-4	0-0	10-8
1936-37	0-0	0-0	6-0	6-1	1-1	13-2
1937-38	0-0	0-0	6-0	8-2	4-0	18-2
1938-39	0-0	0-0	2-2	4-6	0-1	6-9
1939-40	0-0	0-0	2-4	5-4	0-0	7-8
1940-41	0-0	2-0	4-3	2-8	0-0	8-11
1941-42	0-0	0-0	4-3	4-5	0-0	8-8
1942-43	0-0	0-0	4-2	7-3	0-0	11-5
1943-44	0-0	0-0	8-1	5-2	1-1	14-4
1944-45	0-0	0-0	3-4	6-1	2-1	11-6
1945-46	0-0	1-0	4-6	5-5	0-0	10-11
1946-47	0-0	4-0	4-5	4-5	0-1	12-11
1947-48	0-0	2-4	2-6	5-5	3-1	12-16
1948-49	0-0	4-2	1-7	6-3	0-1	11-13
1949-50	0-0	6-3	4-5	4-4	0-1	14-13
1950-51	0-0	1-5	4-6	2-7	1-1	8-19
1951-52	0-0	3-1	2-6	2-8	0-0	7-15
1952-53	0-0	1-4	3-7	1-6	0-0	5-17
1953-54	0-0	0-5	0-8	2-8	0-1	2-22
1954-55	0-0	2-2	4-8	6-3	0-0	12-13
1955-56	0-0	3-2	4-5	5-4	0-0	12-11
1956-57	0-1	6-2	5-4	7-1	0-0	18-8
1957-58	0-0	5-4	7-2	3-5	0-0	15-11
1958-59	0-0	6-3	4-5	7-1	0-0	17-9
1959-60	0-0	8-1	8-1	5-3	1-1	22-6
1960-61	0-0	4-5	4-5	5-2	0-1	13-13
1961-62	0-0	4-4	3-6	3-5	0-1	10-16
1962-63	1-0	6-0	8-1	6-3	0-1	21-5
1963-64	0-0	5-3	5-3	7-3	0-0	17-9
1964-65	0-0	4-5	6-4	4-2	0-0	14-11
1965-66	0-0	4-5	5-3	4-5	0-0	13-13
1966-67	0-0	5-3	6-3	6-3	0-0	17-9
1967-68	0-0	4-3	3-5	5-4	0-1	12-13
1968-69	0-1	1-4	6-4	5-3	0-1	12-13
1969-70	0-0	5-3	6-3	5-3	1-1	17-10
1970-71	0-0	6-1	7-3	5-4	5-1	23-9
1971-72	0-0	2-5	2-6	2-8	0-1	6-20
1972-73	1-1	0-6	3-3	1-7	2-1	7-18
1973-74	0-1	0-5	3-7	1-7	1-1	5-21
1974-75	0-1	3-4	5-4	3-4	0-2	11-15
1975-76	1-0	2-5	4-5	5-3	1-1	13-14
1976-77	1-0	4-2	7-3	4-4	2-1	18-10
1977-78	3-0	4-3	5-3	2-5	1-1	15-12
1978-79	1-1	4-3	6-3	6-2	0-0	17-9
1979-80	0-0	3-5	1-9	4-4	0-0	8-18
1980-81	0-1	3-6	1-8	0-7	0-1	4-23
1981-82	1-0	3-4	2-7	4-4	0-1	10-16
1982-83	1-0	3-2	4-6	4-5	1-2	13-15
1983-84	1-0	5-1	8-3	4-5	0-2	18-11
1984-85	3-0	6-1	6-3	5-2	7-2	27-8
1985-86	1-1	9-0	7-1	5-2	5-3	27-7
1986-87	1-1	5-2	4-4	6-3	0-3	16-13
1987-88	1-1	7-1	6-3	7-1	1-4	22-10
1988-89	2-0	5-2	5-4	7-3	1-3	20-12
1989-90	2-0	6-0	4-4	8-2	8-1	28-7
1990-91	2-0	5-3	5-3	4-4	1-3	17-13
1991-92	3-1	6-1	6-3	4-4	4-3	23-12
1992-93	0-0	6-1	5-4	4-4	4-2	19-11
1993-94	1-1	8-0	2-6	4-3	1-3	16-13
1994-95	2-0	6-3	5-3	4-4	1-2	18-12
1995-96	4-1	2-6	7-2	6-1	5-2	24-12
1996-97	3-0	3-4	2-6	1-6	0-2	9-18
1997-98	4-0	5-3	4-4	4-4	2-3	19-14
1998-99	4-1	6-2	3-5	2-6	0-2	15-16
1999-00	3-1	3-3	3-6	3-5	1-2	13-17
2000-01	3-1	5-2	4-4	4-4	1-2	17-13
2001-02	3-3	3-4	2-6	6-2	1-1	15-16
2002-03	2-0	3-4	5-3	2-5	4-3	16-15
2003-04	5-0	7-0	4-4	4-4	8-2	28-10
2004-05	4-0	5-1	3-5	4-3	4-3	20-12
2005-06	2-2	4-2	3-6	2-5	0-2	11-17
2006-07	6-1	4-2	3-5	5-2	2-2	20-12
2007-08	3-3	3-3	4-3	1-6	4-2	15-17
2008-09	4-0	4-4	2-6	0-7	2-2	12-19
2009-10	4-1	6-1	6-3	3-4	4-4	23-13
2010-11	4-3	3-2	3-5	1-7	2-1	13-18
2011-12	4-3	3-3	1-7	2-6	1-1	11-20
2012-13	4-2	5-0	2-6	4-4	1-3	16-15

95-34 296-199 383-396 399-404 106-107 1279-1140

RADIO/TV ROSTER



Chris Bolden **11**
G • 6-3 • So.



Robert Carter, Jr. **4**
F • 6-8 • So.



Brooks Doyle **32**
G • 6-4 • So.




Marcus Georges-Hunt **3**
F • 6-5 • So.



Trae Golden **23**
G • 6-2 • Sr.



Colin Gurry **41**
G • 6-1 • So.



Corey Heyward **30**
G • 6-1 • r-Fr.



Kammeon Holsey **24**
F • 6-8 1/2 • r-Sr.



Travis Jorgenson **10**
G • 6-0 • Fr.




Daniel Miller **5**
C • 6-11 1/2 • r-Sr.



Jason Morris **14**
G/F • 6-5 1/2 • Sr.




Aaron Peek **31**
F • 6-4 • Jr.



Solomon Poole **2**
G • 6-0 • So.



Stacey Poole, Jr. **1**
G • 6-4 • Jr.



Rand Rowland **42**
F • 6-6 • Fr.



Robert Sampson **13**
F • 6-8 • Sr.



Quinton Stephens **12**
F • 6-8 1/2 • Fr.



Ron Wamer **43**
G • 6-2 • So.



Brian Gregory
Head Coach



Chad Dollar
Assistant Coach



Josh Postorino
Assistant Coach



Billy Schmidt
Assistant Coach



Bruce Evans
Director of Player Development



Chris Jacobs
Director of Operations

@GTMBK

#GOJACKETS



2013-14 SCHEDULE

NOV. 1	EXHIBITION	8 P.M.		JAN. 18	MIAMI*	2 P.M.	RSN/ESPN3
NOV. 8	PRESBYTERIAN	7:30 P.M.	ESPN3	Jan. 21	at Boston College*	9 p.m.	ESPNU
NOV. 11	DELAWARE ST.	7 P.M.	ESPN3	Jan. 26	at NC State*	1 p.m.	ACC NETWORK
Nov. 15	at Georgia	7 p.m.	FOX SPORTS NET	JAN. 29	NORTH CAROLINA*	7 P.M.	ESPN2
NOV. 20	DAYTON	7 P.M.	ESPN3				
NOV. 24	NC A&T	2 P.M.	ESPN3	Feb. 1	at Wake Forest*	12 p.m.	RSN/ESPN3
NOV. 26	MISSISSIPPI VALLEY ST.	7 P.M.	ESPN3	Feb. 4	at Clemson*	8 p.m.	ACC NETWORK
Barclays Center Classic				FEB. 8	VIRGINIA*	12 P.M.	ACC NETWORK
Nov. 29	vs. Mississippi	4:30 p.m.		FEB. 12	BOSTON COLLEGE*	7 P.M.	RSN/ESPN3
Nov. 30	vs. Penn St. or St. John's	2/4:30 p.m.		FEB. 18	DUKE*	9 P.M.	ACC NETWORK
DEC. 3	ILLINOIS	7:15 P.M.	ESPN2	FEB. 22	CLEMSON*	12 P.M.	RSN/ESPN3
DEC. 7	EAST TENNESSEE ST.	2 P.M.	ESPN3	Feb. 26	at Notre Dame*	7 p.m.	ESPN2
DEC. 16	KENNESAW ST.	7 P.M.	ESPN3				
Dec. 21	at Vanderbilt	4 p.m.	FOX SPORTS NET	Mar. 2	at Florida St.*	6 p.m.	ESPNU
Dec. 29	at Charlotte	7 p.m.	FOX SPORTS 1	Mar. 4	at Syracuse*	7 p.m.	RSN/ESPN3
				MAR. 8	VIRGINIA TECH	2 P.M.	ESPN OR ESPN2
Jan. 4	at Maryland*	2 p.m.	ACC NETWORK	ACC Tournament			
Jan. 7	at Duke*	7 p.m.	ESPNU	Mar. 12-16	Greensboro Coliseum		
JAN. 11	NOTRE DAME*	12 P.M.	ACC NETWORK		(Greensboro, N.C.)		
JAN. 14	PITTSBURGH*	9 P.M.	ESPNU				

* ACC game
Home games listed in **GOLD ALL CAPS** and played at
McCamish Pavilion.
Times and dates subject to change.

RAMBLINWRECK.COM

888.TECH.TIX