

GEORGIA TECH[®]

WOMEN'S BASKETBALL



2019-20 INFORMATION GUIDE



NELL FORTNER

HEAD COACH // FIRST SEASON

* Named sixth head coach in Georgia Tech women's basketball history on April 9, 2019

* One of the most successful coaches in women's basketball history having coached at the collegiate, professional and international levels

* U.S. National Team record: 101-14 (.878)

* Collegiate head coach record: 162-117 (.581)

* Record as a head coach: 305-187 (.620)

* Led teams to Big Ten and Southeastern Conference championships at the collegiate level

* Coached United States national team to three international titles, including the gold medal at the 2000 Summer Olympics in Sydney, Australia

* Winningest coach in history of the USA women's basketball national team

* Led USA women's basketball national team to three gold medals:

* 2000 Summer Olympics

* 1998 World Championship

* 1998 William Jones Cup

TABLE OF CONTENTS

INFORMATION

Media Information.....	1
Quick Facts.....	2
Communications & PR	2
2019-20 Roster	3
McCamish Pavilion.....	4

MEET THE TEAM

Francesca Pan	6-7
Chanin Scott.....	8-9
Anne Francoise Diouf	10
Lorela Cubaj	11-12
Kierra Fletcher	13-14
Dajjah Jefferson	15
Jasmine Carson	16
Lotta-Maj Lahtinen.....	17
Kondalia Montgomery	18
Newcomers	19
Nell Fortner	20-21
Coaches and Staff Profiles	22-25
Administration.....	26-28

SEASON IN REVIEW

2018-19 Results	30
Game-by-Game Stats.....	31
Individual Stats	32
Superlatives	33
Box Scores.....	34-42

HISTORY

Year-by-Year Records.....	44
Year-by-Year Results	45-51
All-time Letterwinners and Coaches	52-53
All-time Series History	54-55
GT vs. the Conferences.....	56-57
Fortner vs. Opponents	58
Series History	59-68
Rankings History.....	69-70
ACC Tournament Results	71
Post-season Results.....	72
Honors and Awards.....	73-75
#ProJackets	76

RECORDS

Tech Records.....	78-81
Individual Records.....	82-83
Opponent Records.....	83-85
Career Leaders	86
Records By Class	87
Annual Leaders	88-89
Year-by-Year Stats	90-91
The Last Time	92
1,000 Point Scorers	93-94
NCAA Tournament Record Book	95-100

MEDIA INFORMATION

Georgia Tech's practices are closed to the public and the media, but the Yellow Jackets' players and coaches are available to the media by request before or after practices. The weekly practice schedule varies once the season begins.

- TV stations occasionally will be able to shoot B-roll during practices and all requests should go through Liz Ryan in the Georgia Tech Athletic Communications Office.

- All interview requests should be made through Liz Ryan at least 24 hours in advance. Media are asked not to contact players directly either by phone or email. Players are not available on gamedays until after the game.

RELEASES/PHOTOS BY EMAIL

All Georgia Tech women's basketball releases, statistics, game notes and media advisories are distributed via email to a list maintained by the athletic communications office. Media wishing to be added to this list should send a request to Liz Ryan (lryan@athletics.gatech.edu). Photographs are available upon request.

RAMBLINWRECK.COM / SOCIAL MEDIA

- RamblinWreck.com - Georgia Tech's official website is continuously updated with all of Tech's releases, statistics, game notes, biographies and other information. Game notes and bio updates are generally posted at least 24 hours prior to each game, while updated statistics and box scores are posted following each game.

- Twitter (@GTWBB), Instagram (@GTWBB), Facebook - Georgia Tech women's basketball information and updates will also be posted to the team's Twitter, Instagram and Facebook pages, along with photos and behind-the-scenes activities.

- The Good Word - Feature stories and other news on Yellow Jacket women's basketball, along with all other Georgia Tech sports, can also be found on Tech's official website.

MEDIA CREDENTIALS FOR HOME GAMES

- Media credentials are issued to accredited members of the working media only. Working space is limited, and children, spouses and other non-workers will not be granted credentials or access to media areas.

- Media seating and workspace at McCamish Pavilion is in the upper level, section 211, and the media entrance to the arena is through the west entrance off of Fowler Street. Media will call is located at the main entrance to McCamish Pavilion.

- Requests for credentials should be made in writing via email at least 24 hours in advance of each game to Liz Ryan. Credentials will not be mailed. They can be picked up the night of the game at the media entrance.

- Photo credentials are granted to still photographers and videographers on assignment for a media agency only. Admission to courtside is by FLOOR or PHOTO pass only, and photographer positions are at the discretion of the basketball game officials and the media relations staff.

DIRECTIONS TO McCAMISH PAVILION AND THE ZELNAK CENTER

- Going South on I-75: Take exit 250 (16th/14th/10th Streets) and follow through light at 14th Street. Stay to the right and follow to 10th Street, where McCamish Pavilion is straight ahead. Turn right to access the parking areas other than the main lot.

- Going South on I-85: Take exit 84 (17th/14th/10th Streets). You will stay to the left immediately upon exiting the interstate, but will need to move to the right after 16th Street. Follow until you reach 10th Street where McCamish Pavilion will be in front of you. Take a right on 10th Street and an immediate left on Fowler Street and access the main arena parking lot off of 8th Street.

- Going North on I-75/85: Take the 10th Street exit (250). Turn left on 10th Street and after you cross the bridge, McCamish Pavilion will be on your left. Just past the arena, turn left at Fowler Street (first traffic light). Take first left at 8th Street and follow to main arena parking lot.



GEORGIA TECH ATHLETIC ASSOCIATION

150 Bobby Dodd Way NW
Atlanta, GA 30332
404-894-5400
www.RamblinWreck.com
Twitter: @GTathletics
Facebook: GTathletics
Instagram: @GTathletics
YouTube: RamblinWreckTube

CREDITS

EDITOR

Liz Ryan

EDITORS

Mike Flynn, Mike Stamus,
Alex Keator, Eric Burgher

COVER DESIGN

Tyler Wheeler

PHOTOGRAPHY

Danny Karnik, Kyle Hess,
in addition to numerous other photographers
who have contributed to Georgia Tech athletics
archives over the years

PRINTING

Bennett Graphics

© 2019, Georgia Tech Athletic Association



2019-20 QUICK FACTS

GENERAL

Full Name.....Georgia Institute of Technology
Location.....Atlanta, Ga.
Founded.....1885
Enrollment.....32,700
Nicknames.....Ramblin' Wreck, Yellow Jackets
Colors.....Old Gold and White
Arena (Cap.).....McCamish Pavilion (8,600)
President.....Dr. Ángel Cabrera
Athletics Director.....Todd Stansbury
Faculty Ath. Representative.....Dr. Charles L. Isbell, Jr.
Sport Administrator.....Joeleen Akin

COACHES AND STAFF

Head Coach (Year).....Nell Fortner (1st)
Twitter.....@NellOnWheels
Career Record.....162-117 (.581)
Record at Tech.....First Season
Alma Mater.....Texas, 1982
Assistant Coaches.....Tasha Butts, Blanche Alverson,
Brandy Manning
Director of WBB Ops.....Ashlee Villarreal

TEAM INFORMATION

2018-19 Overall Record.....17-13
2018-19 ACC Record.....7-9
2018-19 Home Record.....11-3
2018-19 Road Record.....3-8
2018-19 Neutral Record.....3-2

Letterwinners R/L.....9/4
Starters R/L.....3/2
Newcomers.....3

HISTORY

First Year.....1974-75 (46th season)
Overall Record.....686-631 (.521)
ACC Record.....208-363 (.364)
ACC Tournament Record.....18-40
Postseason Record.....21-24 (NCAA, WNIT & AIAW)
NCAA Appearances/Last.....9, 2014
NCAA Tournament Record.....5-9
WNIT Record.....14-7
All-Time Home Record.....370-212
All-Time Road Record.....168-282
All-Time Neutral Record.....79-79

GEORGIA TECH ATHLETICS COMMUNICATIONS AND PUBLIC RELATIONS



MIKE FLYNN

Assistant A.D.
Communications and Public Relations
E: mflynn@athletics.gatech.edu



LIZ RYAN

Assistant Director
Communications and Public Relations
WOMEN'S BASKETBALL CONTACT
O: (404) 894-5445
M: (404) 431-9619
E: lryan@athletics.gatech.edu



MIKE STAMUS

Associate Director
Communications and Public Relations
E: mstamus@athletics.gatech.edu



ANDREW CLAUSEN

Assistant Director
Communications and Public Relations
E: aclausen@athletics.gatech.edu



ALEX KEATOR

Assistant Director
Communications and Public Relations
E: akeator@athletics.gatech.edu

2019-20 ROSTER

Numerical

No.	Name	YR	POS	HT	Hometown	High School/Last School
00	Daijah Jefferson	r-So.	F	6-2	Hopewell, Va.	Hopewell
2	Jasmine Carson	So.	G	5-10	Memphis, Tenn.	McEachern Powder Springs
3	Sarah Bates	r-So.	G	5-9	Fresno, Calif.	Clovis West/Kansas State
4	Anne Francoise Diouf	r-Jr.	F	6-4	Dakar, Senegal	IMG Academy
12	Kondalia Montgomery	So.	G	5-7	Tacoma, Wash.	Lincoln
13	Lorela Cubaj	Jr.	F	6-4	Terni, Italy	Istituto Paritario G. Parini
20	Nerea Hermosa	Fr.	C	6-5	Vitoria, Spain	IES Joaquim Blume
21	Ronni Nwora	Fr.	F/C	6-2	Buffalo, N.Y.	The Park School of Buffalo
24	Chanin Scott	Sr.	G	6-0	Charlotte, N.C.	Myers Park
31	Lotta-Maj Lahtinen	So.	G	5-7	Helsinki, Finland	Makelanrinne Sports
33	Francesca Pan	Sr.	G	6-1	Bassano del Grappa, Italy	Istituto G. Parini Mestre
41	Kierra Fletcher	Jr.	G	5-9	Warren, Mich.	Warren Cousino

Alphabetical

No.	Name	YR	POS	HT	Hometown	High School/Last School
3	Sarah Bates	r-So.	G	5-9	Fresno, Calif.	Clovis West/Kansas State
2	Jasmine Carson	So.	G	5-10	Memphis, Tenn.	McEachern Powder Springs
13	Lorela Cubaj	Jr.	F	6-4	Terni, Italy	Istituto Paritario G. Parini
4	Anne Francoise Diouf	r-Jr.	F	6-4	Dakar, Senegal	IMG Academy
41	Kierra Fletcher	Jr.	G	5-9	Warren, Mich.	Warren Cousino
20	Nerea Hermosa	Fr.	C	6-5	Vitoria, Spain	IES Joaquim Blume
00	Daijah Jefferson	r-So.	F	6-2	Hopewell, Va.	Hopewell
31	Lotta-Maj Lahtinen	So.	G	5-7	Helsinki, Finland	Makelanrinne Sports
12	Kondalia Montgomery	So.	G	5-7	Tacoma, Wash.	Lincoln
21	Ronni Nwora	Fr.	F/C	6-2	Buffalo, N.Y.	The Park School of Buffalo
33	Francesca Pan	Sr.	G	6-1	Bassano del Grappa, Italy	Istituto G. Parini Mestre
24	Chanin Scott	Sr.	G	6-0	Charlotte, N.C.	Myers Park

Head Coach: Nell Fortner (Texas, 1982) – 1st season

Assistant Coach: Tasha Butts (Tennessee, 2004) – 1st season

Assistant Coach: Blanche Alverson (Auburn, 2013) – 1st season

Assistant Coach: Brandy Manning (Clark Atlanta, 2002) – 1st season

Chief of Staff: Mickie DeMoss

Director of Operations: Ashlee Villarreal

Director of Video: Sydney Durrah

Recruiting Operations: Cortnee Walton

Athletic Trainer: Rachel Matthews

Strength & Conditioning Coach: Yolanda Berryhill



McCamish Pavilion (8,600)

MCCAMISH PAVILION HIGHLIGHTS

- Groundbreaking: May 5, 2011
- Opening: October, 2012
- Capacity: 8,600
- Club seating
- Center-hung scoreboard
- Primarily chairback seating
- Grand entrance (10th & Fowler)
- Alexander Memorial Courtyard (on Fowler Street)
- Theatrical lighting
- 2,500 cubic yards of concrete removed
- 3,000 cubic yards of concrete installed
- 500 tons of new steel installed
- Over 1 mile of new railing installed
- 20,000 gallons of paint
- 2,000 feet of new mechanical piping
- 2,500 feet of new ductwork
- \$4M in new audio-visual and scoreboards
- 50 TV's throughout the concourse and Callaway Club
- Farthest distance material has traveled to get on site: 4,835 miles
- Shortest distance material has traveled to get on site: 1 mile
- Number of Tech alumni involved in the project: Over 100
- Number of days construction took: 520
- Number of 1950's old style Coke bottles found while installing the underground foundations: 11
- Number of new staircases: 13
- Number of new sports lights for the competition floor: Over 300
- 270-degree court view from concourse

WOMEN'S BASKETBALL IN MCCAMISH

HISTORY

Record in McCamish Pavilion (7 seasons): 84-34 (.712)

First Game in McCamish Pavilion: L, 54-71 vs. #20/16 Tennessee, Nov. 11, 2012

Most Points Scored in McCamish Pavilion: 105 vs. Morgan State, Nov. 16, 2014

Largest Home Crowd in McCamish Pavilion: 5,517 vs. #20/16 Tennessee, Nov. 11, 2012

LARGEST HOME CROWDS

Includes both Alexander Memorial Coliseum and McCamish Pavilion

1.	11/21/10	#1/1 UConn	L, 71-51	7,325
2.	2/8/95	#11/11 UNC	L, 84-62	6,621
3.	12/5/08	Georgia	W, 57-42	6,212
4.	2/7/99	#9/11 Duke	L, 74-73	6,058
5.	11/11/12	#20/16 Tenn.	L, 54-71	5,517
6.	1/23/93	#10 Virginia	L, 107-81	4,158
7.	2/21/93	Wake Forest	W, 85-72	4,136
8.	2/16/03	Virginia	L, 56-54	4,044
9.	1/26/02	Clemson	W, 83-78	3,965
10.	12/13/09	MVSU	W, 89-41	3,864
11.	1/20/96	#7/7 Virginia	L, 79-58	3,849
12.	1/8/04	#1/2 Duke	L, 45-77	3,833
13.	2/11/96	Wake Forest	W, 75-65	3,827
14.	2/18/99	#17/17 Virginia	L, 73-86	3,812
15.	1/13/03	#1/1 Duke	L, 59-79	3,592
16.	1/9/00	#14/10 Duke	L, 45-64	3,512
17.	2/27/94	Duke	W, 64-56	3,385
18.	2/10/08	#3/3 UNC	L, 61-75	3,257

Bold = McCamish Pavilion





STUDENT-ATHLETES & STAFF

Student-Athlete Profiles	6-19
Coaches Profiles	20-25
Administration	26-28

STUDENT-ATHLETE PROFILES

**FRANCESCA PAN #33****Sr. • 6'1"****Guard****Bassano del Grappa, Italy
Istituto G. Parini Mestre****AWARDS**

- >> 2016-17 ACC Freshman of the Year
- >> 2016-17 All-ACC Academic Team
- >> 2016-17 ACC All-Freshman
- >> 2016-17 ACC Academic Honor Roll
- >> 2016-17 ACC Rookie of the Week Five Times
- >> 2017-18 All-ACC Academic Team
- >> 2017-18 ACC Academic Honor Roll
- >> 2018-19 All-ACC Academic Team
- >> 2018-19 ACC Academic Honor Roll

BIO

2018-19 (Junior): Poured in 22 points in the season-opener at Houston (11/9)...Followed with a 17-point performance in Tech's win over App State (11/11)...Led team in scoring with game-high 19 points against Western Carolina (11/14)...Scored nine points against No. 14 Georgia (11/18) to help the Jackets uproot the in-state rival...Named to the All-Tournament team in the Cancun Challenge...Hit the 1,000-career point mark against Idaho State (11/23) in Cancun, finishing with 18 points...Added 11 points in Tech's win over Alabama State (12/5), hitting three three-pointers...Contributed 10 points and four rebounds in win over Seton Hall (12/20) in the opening game of the West Palm Beach Invitational...Led Tech with 18 points against Dayton (12/21), attempting a season-high 21 shots from the field...Contributed 10 points in Tech's win at Boston College (1/3) and finished with two assists and a steal...Recorded 10 points, a steal, a block and an assist against No. 2 Notre Dame (1/6)...Recorded first collegiate double-double with 11 points and 10 rebounds against No. 12 Syracuse (1/20)...Matched career-high dishing out four assists in win over Pitt (2/7) and finished with 10 points...Chipped in 15 points in Tech's win at Wake Forest (2/10), hitting three three-pointers, while recording four steals and three assists...Tied

career-high in scoring with 26 points against Virginia Tech (2/17)...Also tied career-high in free throws (7), three-pointers (5) and assists (4) against the Hokies in 39 minutes...Chipped in 12 points, all coming from three-point range, in win over Clemson (2/21), while recording five steals and two assists...All-ACC Academic Team selection.

2017-18 (Sophomore): All-ACC Academic Team selection...Led team in scoring, averaging 14.3 points per game...Started all 34 contests...Led team from three-point range, connecting on 32.6 percent (156-445)...Led team in scoring in first two games of the season, contributing 16 points at App State (11/10) followed by 14 points against SC State (11/12)...Chipped in nine points against Kennesaw State (11/15), while pulling down five rebounds...Added double-figures at Princeton (11/19) with 13 points, hitting four triples and recording three steals...Posted 17 points against Penn (11/23) in the opening game of the Junkanoo Jam...Led the Jackets with 15 points in the win over Purdue (11/30) going 6-for-13 from the field in the Big Ten/ACC Challenge, while tying her career-high in assists with four...Was one point shy of matching her career-high in scoring, pitching in 24 points against MTSU (12/3) behind a season-high eight field goals and seven free throws...Hit a career-high five three-pointers against UT Arlington (12/10) to finish with a team-high 21 points...Finished 5-of-7 from three-point range and 7-of-13 from the field against the Lady Mavericks...Posted 11 points at Georgia (12/17) hitting four field goals...Added 15 points in ACC opener against No. 3/4 Louisville (12/28) hitting 3-of-5 three-pointers...Posted a career night at Syracuse (1/4) with 26 points, tying her career-high of five three-pointers and seven free throws...Contributed 12 points against No. 2 Notre Dame (1/7), hitting three treys...Added 11 points at Pitt (1/14) in 37 minutes...Added 13 points in win over Wake Forest (1/21) hitting five field goals...Led the Jackets offensively with 16 points against Virginia (1/28), matching her career-high in attempts of 23 field goals...Added 14 points at No. 19 Duke (2/1), connecting on 4-of-11 from three point range...Led the Jackets in the win at Clemson (2/4) with 17 points, hitting six field goals and nearly playing the entire game at 39 minutes...Led Tech offensively in the win over UNC (2/15) with 24 points and tied her career-high in assists with four against the Tar Heels...Posted second-straight game with 24 points in win over Miami (2/22), hitting career-high nine field goals...Was a perfect 7-for-7 (tying career-high) at the charity stripe at Florida State (2/25), finishing with 14 points...Opened ACC Tournament with 18 points in win over Clemson (2/28)...Added 25 points against Virginia (3/1) behind four triples and five free throws...Opened WNIT with 19 points against Bethune-Cookman (3/15)...Followed with 13 points against UAB (3/18) and 12 points at Alabama (3/22)...Closed season on nine-game streak scoring in double-figures.



STUDENT-ATHLETE PROFILES

2016-17 (True Freshman): Started 35 contests of 2016-17 and saw action in 36 ... Missed just one game as a precaution ... ACC Freshman of the Year...ACC All-Academic Team...ACC All-Freshman Team...Named ACC Rookie of the Week 11/28, 1/10, 1/16, 2/20 and 2/27 ... Tournament MVP of the Junkanoo Jam ... Led all freshmen in the ACC in scoring, averaging 11.5 points per game ... Finished the season with 21 games in double-figures, including six with 20-plus points ... Scored in double-figures in 11 of the final 13 games ... Scored in double-figures 21 times, including a career-high 25 points against Dayton (11/25) in the Junkanoo Jam, hitting season-high four treys ... Contributed 14 points in Tech's WNIT win over WSU (3/29)...Added 10 points in Tech's win over Alabama (3/26) in the WNIT... Poured in 21 points against UCF in the WNIT (3/19) to lead the Jackets ... Led Tech with 18 points in the first half against MTSU (3/27) in the WNIT ... Started game hitting 6-of-6 from the field ... Led Jackets with 21 points at Miami (2/26) for fifth 20-plus point game of the season ... Posted 20 points against Pittsburgh (2/19) ... Added 18 points at North Carolina (2/16) ... Was one point shy of matching career-high at Notre Dame (2/12/17), scoring team-high 24 points ... Was 10-of-23 from the field against the Fighting Irish and hit four three-pointers in career-high 37 minutes ... Pulled down personal-best eight rebounds against the Flyers ... Two points shy of matching career-high against Duke (1/5/17), pitching in 23 points ... Had 17 points at Boston College (1/12) ... Earned first collegiate start in the season-opener, scoring 12 points against Samford (11/11).

Prep: Ranked No. 3 international recruit by Prospects Nation...Played for Italian National Team, helping claim the U15 Italian Championship and U17 Italian Championship...In 2015, led Italy to a sixth-place finish at the U18 European Championships...Competed in 2016 European Championship with U20 National Team...Played with Team Bassano Reyer-Venezia in the Italian Series A League.

Personal: Chose Georgia Tech to play basketball, earn a degree and try a new experience...Lists most memorable athletic accomplishment as winning the silver medal at the U20 European Championship...Intends to major in business.



CAREER STATS

Year	GP	GS	Min	Avg	Total			3-Point			F-Throw			Rebounds				PF	FO	Ast	TO	Blk	Stl	Pts	Avg
					FG	FGA	Pct	FG	FGA	Pct	FT	FTA	Pct	Off	Def	Tot	Avg								
2016-17	36	35	966	26.8	154	420	.367	63	200	.315	43	68	.632	45	90	135	3.8	101	6	40	78	18	42	414	11.5
2017-18	34	34	1056	31.1	156	445	.351	79	242	.326	95	133	.714	25	64	89	2.6	73	0	66	65	19	41	486	14.3
2018-19	27	24	827	30.6	112	341	.328	58	188	.309	41	51	.804	15	89	104	3.9	65	3	49	63	11	55	323	12.0
TOTAL	97	93	2849	29.4	422	1206	.350	200	630	.317	179	252	.710	85	243	328	3.4	239	9	155	206	48	138	1223	12.6

ACC STATS

	Total							3-Point			F-Throw			Rebounds											
Year	GP	GS	Min	Avg	FG	FGA	Pct	FG	FGA	Pct	FT	FTA	Pct	Off	Def	Tot	Avg	PF	FO	Ast	TO	Blk	Stl	Pts	Avg
2016-17	16	15	406	25.4	71	186	.382	25	84	.298	13	20	.650	21	36	57	3.6	42	3	9	37	3	20	180	11.3
2017-18	16	16	544	34.0	73	223	.327	37	120	.308	45	62	.726	15	23	38	2.4	40	0	31	41	10	23	228	14.3
2018-19	14	11	405	28.9	46	157	.293	28	97	.289	18	24	.750	6	29	35	2.5	34	1	26	23	5	23	138	9.9
TOTAL	46	42	1355	29.5	190	566	.336	90	301	.299	76	106	.717	42	88	130	2.8	116	4	66	101	18	66	546	11.9

STUDENT-ATHLETE PROFILES

**CHANIN SCOTT #24**

Sr. • 6'0"
Guard
Charlotte, N.C.
Myers Park

AWARDS

>> 2018-19 ACC Academic Honor Roll

BIO

2018-19 (Junior): Saw first action of the season, after sitting out due to injury, against Western Carolina (11/14), adding four points in 10 minutes...Contributed eight points against No. 14 Georgia (11/18) in 23 minutes of action...Helped Tech to victory over Idaho State (11/23) in the Cancun Challenge, chipping in 12 points...Scored a season-high 14 points at Georgia State (12/2), helping Tech to victory...Posted second-straight game with 14 points against Alabama State (12/5), going 6-for-9 from the field to match her season-high in scoring...Secured nine rebounds against Wofford (12/30) to conclude non-conference play, while dishing out four assists...Played 27 minutes at Boston College (1/3) to help Tech to a win in its first ACC game...Posted six points and seven rebounds against the Eagles...Added 10 points to the scoreboard at UNC (1/31), playing a season-high 30 minutes...Recorded four steals and eight points in Tech's win over Pitt (2/7)...Posted eight points and four rebounds in Tech's win at

Wake Forest (2/10)...Led Jackets with nine rebounds in win over Virginia Tech (2/17) and finished with 10 points and four assists...Earned the start at No. 15 Miami (2/28) and finished with four points and four rebounds.

2017-18 (Sophomore): Took the floor in 33 contests, starting in 22...Opened the season with 11 points at App State (11/10), going 5-for-9 from the field...Pulled down seven rebounds to match team-high against SC State (11/12)...Scored 11 points in Tech's win over Kennesaw State (11/15), going 5-for-10 from the field and pulled down seven rebounds and recorded career-high four steals...Notched her first double-double of the season and second of her career at Princeton (11/19) with 16 points and career-high 13 rebounds...Added nine points and five rebounds in Tech's win over Purdue (11/30) in the Big Ten/ACC Challenge...Hit a career-high two three-pointers at Georgia (12/17) to finish with 10 points...Set a career-high of 17 points against Charleston Southern (12/19), matching her career-high in seven field goals made...Matched her career-high in scoring with 17 points against Southern Miss (12/21), hitting a career-high three three-pointers, for her third-straight game in double-figures...Blocked a career-high three shots in Tech's win over Clemson (12/31), while pulling down nine rebounds...Led the Jackets with 14 points, hitting a career-high four free throws at Pitt (1/14)...Contributed 12 points at Virginia Tech (1/25), going 6-for-9 from the field...Posted six points and six rebounds at No. 19 Duke (2/1), while recording a block and a steal in 23 minutes...Posted 10 points at No. 5 Notre Dame (2/11/18), hitting a pair of three pointers and matching her career-high in attempts with three treys...Added 11 points in Tech's win over UNC (2/15) shooting 4-for-8 from the field and 3-for-3 from the charity stripe...Dished out three assists in WNIT opener against Bethune-Cookman (3/15)...Swiped three steals against UAB (3/18) and posted five points.



STUDENT-ATHLETE PROFILES

2016-17 (True Freshman): Averaged 18.3 minutes per game, appearing in 37 contests and earning the start in nine games ... Led freshman in rebounding, pulling down 4.1 per game ... Finished the season averaging 4.5 points per game ... Scored in double-figures in seven contests this season, setting a season-best in scoring with 13 points twice ... First tallied 13 points against Georgia State (12/3) and followed with 13 points against Mercer (12/7) ... Contributed 10 points and seven rebounds in win over App State (12/11) ... Recorded first collegiate double-double against Georgia State with career-highs of 13 points and 11 rebounds ... Swiped season-high three steals twice: at Kennesaw State (11/16) and against Georgia (11/20) ... Grabbed six rebounds against Alabama State (11/13) and at Kennesaw State ... Posted 12 points on 6-of-13 shooting at Kennesaw State ... Nearly missed a double-double with 10 rebounds and eight points against Princeton (12/29) ... Played a season-high 31 minutes in ACC opener against Notre Dame (1/2), finishing with seven points after going 3-for-4 from the free throw line.

Prep: Helped Myers Park High School to several conference, district and state championships in basketball, volleyball and track ... Tabbed SW4A Conference Player of the Year in 2015-16 ... Also picked up first-team All-District and first-team All-State

honors after helping record second consecutive conference championship and district title ... Finalist for 2016 North Carolina Gatorade Player of the Year ... Helped lead volleyball to three conference championships (2012-13, 2014-16) and two district and state championships ... Earned SW4A Conference Player of the Year in volleyball as a senior ... Picked up All-State honors in track in 2013 after leading team to a district title ... Recorded individual conference wins in 200m, 400m, and high jump her freshman season ... Currently holds the high jump record at 5'2" ... Member of the Dream Team, Dean's List, President's Award and Honor Roll.

Personal: Her father, Patrick, played football and basketball at SCSU and had a professional career in the NFL playing with the Carolina Panthers and Pittsburgh Steelers ... Mother, Tanya, ran track and cross country at South Carolina State University ... Says winning the State Championship her junior year of high school is her most memorable athletic accomplishment ... Lists being recognized for her academic achievements at her Senior Awards Banquet as her most memorable non-athletic accomplishment ... Plans to major in business.



CAREER STATS

Year	GP	GS	Min	Avg	Total			3-Point			FT	F-Throw			Rebounds				PF	FO	Ast	TO	Blk	Stl	Pts	Avg
					FG	FGA	Pct	FG	FGA	Pct		FTA	Pct	Off	Def	Tot	Avg									
2016-17	37	9	677	18.3	65	151	.430	6	12	.500	30	54	.556	62	88	150	4.1	91	1	22	52	9	31	166	4.5	
2017-18	33	22	598	18.1	93	200	.465	10	33	.303	25	41	.610	61	68	129	3.9	50	0	24	53	9	28	221	6.7	
2018-19	28	3	539	19.3	68	138	.493	1	7	.143	21	32	.656	46	57	103	3.7	57	1	30	45	2	29	158	5.6	
TOTAL	98	34	1814	18.5	226	489	.462	17	52	.327	76	127	.598	169	213	382	3.9	198	2	76	150	20	88	545	5.6	

ACC STATS

Year	GP	GS	Min	Avg	Total			3-Point			FT	F-Throw		Off	Def	Rebounds		PF	FO	Ast	TO	Blk	Stl	Pts	Avg
					FG	FGA	Pct	FG	FGA	Pct		FTA	Pct			Tot	Avg								
2016-17	16	3	288	18.0	18	51	.353	3	5	.600	17	27	.630	23	35	58	3.6	43	1	4	21	2	9	56	3.5
2017-18	15	9	254	16.9	32	80	.400	2	10	.200	13	22	.591	26	25	51	3.4	24	0	9	18	5	8	79	5.3
2018-19	16	2	306	19.1	28	60	.467	0	1	.000	8	11	.727	27	32	59	3.7	32	1	16	29	2	14	64	4.0
TOTAL	47	14	848	18.0	78	191	.408	5	16	.313	38	60	.633	76	92	168	3.6	99	2	29	68	9	31	199	4.2

STUDENT-ATHLETE PROFILES



ANNE FRANCOISE DIOUF #4

r-Jr. • 6'4"

Forward

Dakar, Senegal

IMG Academy

AWARDS

>> 2016-17 ACC Academic Honor Roll

BIO

2018-19 (Redshirt-Sophomore): Chipped in five points in win over Western Carolina (11/14)...Added four points to the scoreboard in win over Idaho State (11/23), going 4-for-4 from the free throw line...Played 16 minutes against Alabama State (12/5) and pulled down a career-best seven rebounds, which tied for the team-high, and two blocks...Scored two points in Tech's win over Wofford (12/30) and pulled down six rebounds...Saw game action against No. 2 Notre Dame (1/6), playing two minutes...Played a career-best 23 minutes at No. 2 Louisville (1/13) and finished with six rebounds, two blocks, two steals and two points...Contributed two points and a rebound in Tech's win over No. 12 Syracuse (1/20)...Took the floor for five minutes at No. 5 Notre Dame (2/3) to finish with four rebounds, three points and a block...Chipped in two points on a field goal against Clemson (2/21).

2017-18 (Sophomore): Did not compete. Redshirted.

2016-17 (True Freshman): Appeared in 13 games in her debut collegiate season...Saw first action of the season against App State (12/11) after missing the first eight games due to injury...Played seven minutes against Notre Dame to open ACC play (1/2), recording two rebounds and a field goal...Earned first collegiate start at Wake Forest (1/22).

Prep: Ranked as 15th post player by ESPN.com...Attended IMG Academy in Florida after attending Liberty Christian Prep for 2014-15 season...Tabbed SIAA First Team All-State and MVP while at Liberty Christian Prep...Played with Essence Girls Basketball, a Nike Youth Elite Program.

Personal: Has five older brothers...Began playing basketball at age 12 and discovered her passion at age 15 when playing with her brothers...Intends to major in business.



CAREER STATS

Year	GP	GS	Min	Avg	Total		Pct	3-Point			FT	F-Throw		Off	Def	Rebounds		PF	FO	Ast	TO	Blk	Stl	Pts	Avg
					FG	FGA		FG	FGA	Pct		FTA	Pct			Tot	Avg								
2016-17	13	1	31	2.4	1	2	.500	0	0	.000	0	0	.000	2	7	9	0.7	3	0	0	3	2	1	2	0.2
2018-19	26	0	182	7.0	10	31	.323	0	0	.000	12	15	.800	16	30	46	1.8	19	0	4	18	5	8	32	1.2
TOTAL	39	1	213	5.5	11	33	.333	0	0	.000	12	15	.800	18	37	55	1.4	22	0	4	21	7	9	34	0.9

ACC STATS

Year	GP	GS	Min	Avg	Total		Pct	3-Point			FT	F-Throw		Off	Def	Rebounds		PF	FO	Ast	TO	Blk	Stl	Pts	Avg
					FG	FGA		FG	FGA	Pct		FTA	Pct			Tot	Avg								
2016-17	7	1	16	2.3	1	1	1.000	0	0	.000	0	0	.000	2	5	7	1.0	3	0	0	2	1	1	2	0.3
2018-19	13	0	69	5.3	6	16	.375	0	0	.000	1	1	1.000	6	11	17	1.3	7	0	1	8	3	4	13	1.0
TOTAL	20	1	85	4.3	7	17	.412	0	0	.000	1	1	1.000	8	16	24	1.2	10	0	1	10	4	5	15	0.8

STUDENT-ATHLETE PROFILES



LORELA CUBAJ #13

Jr. • 6'4"

Forward

Terni, Italy

Istituto Paritario G. Parini

BIO

2018-19 (Sophomore): Opened the season at Houston (11/9) nearly missing a double-double with 10 points and nine rebounds...Led Jackets with 13 points against No. 14 Georgia (11/18), while also pulling down seven rebounds, helping Tech uproot the in-state rival...Recorded eight points, six rebounds and three assists at No. 7 Maryland (11/29) in the ACC/Big Ten Challenge...Added 10 points to the scoreboard against Alabama State (12/5), going 5-for-8 from the field...Pulled down nine rebounds against Dayton (12/21) in the West Palm Beach Invitational to lead Tech on the boards, while tying her season-high...Recorded first double-double of the season against Wofford (12/30), scoring 13 points and securing a season-best 12 rebounds, while dishing out a season-best five assists...Contributed eight points and six rebounds in Tech's win at Boston College (1/3), while dishing out four assists...Finished with seven points and seven rebounds against No. 2 Notre Dame (1/6) in 26 minutes of playing time...Notched her second double-double of the season against Duke (1/10) with 13 points and 11 rebounds and went a career-best 5-for-11 at the

free throw line...Tied for the team-lead with 10 rebounds at No. 2 Louisville (1/13)...Missed a double-double against No. 12 Syracuse (1/20) with nine rebounds and seven points...Recorded fourth career double-double at UNC (1/31) behind 17 points and 12 rebounds, tying her season-high in scoring...Posted seven points and seven rebounds at No. 5 Notre Dame (2/3), while adding three steals, two blocks and two assists against the Fighting Irish...Pulled down team-high 10 rebounds in win over Pitt (2/7)...Chipped in 10 points in Tech's win over Virginia Tech (2/17) and finished with four assists and two steals...Secured seven rebounds at Virginia (2/24)...Secured team-best nine rebounds at No. 15 Miami (2/28)...Added 11 points and eight rebounds to the board against No. 22/21 Florida State (3/3).

2017-18 (True Freshman): Made collegiate debut at App State (11/10) and finished with three rebounds and two points in 24 minutes of action...Earned third start against Kennesaw State (11/15) and finished with four points and seven rebounds...Contributed four points at Princeton (11/19)...Posted six points and seven rebounds against No. 8/9 Baylor (11/25) in the Junkanoo Jam Championship Game...Tied her then-season-highs in both blocks (2) and steals (3) against MTSU (12/3)...Scored a season-high nine points against UT Arlington (12/10), hitting a season-high four field goals...Tied her season-high of nine points at Georgia (12/17) and nearly missed a double-double with eight rebounds...Swiped a career-high five steals against Charleston Southern (12/19)...Played 13 minutes against No. 3/4 Louisville (12/28) to open ACC play and finished with two rebounds and two points...Matched her season-high of three assists in the win over Clemson (12/31)...Pulled down five rebounds at Virginia Tech (1/25)...Pulled down seven rebounds at No. 19 Duke (2/1) including four on the offensive glass...Led Tech on the glass at Clemson (2/4) with eight rebounds and set



STUDENT-ATHLETE PROFILES

a personal-best with three blocks...Set personal-best with 10 rebounds in win over Boston College (2/8) and tied season-high of five steals...Scored career-high 14 points over Miami (2/22), hitting 7-of-9 from the field...Pulled down six rebounds at Florida State (2/25)...Notched first career double-double behind 17 points and 13 rebounds in WNIT opener against Bethune-Cookman (3/15)...Also dished out seven assists, two blocks and two steals against Bethune-Cookman...Had eight points and eight rebounds against UAB (3/18) in WNIT...Closed season with eight points and five rebounds at Alabama (3/22).

Prep: Was the No. 2 ranked international player by ProspectsNation.com...14th-ranked player in Italy...Competed in Italian Championships three years from 2015-17 and named All-Star Five...In 2017, competed in the FIBA U19 World Championships and FIBA U18 European Championships with the Italian National Team...Named FIBA U16 European Championship All-Star Five in 2015...Helped Italy to a silver medal at the FIBA U17 World Championship in 2016.

Personal: Introduced to basketball at age 8 by her uncle who was playing professionally...Chose Georgia Tech because of the academics, player development and new experience...Lists most memorable athletic accomplishment as placing second at the FIBA U17 World Championship in 2016...Majoring in business.



CAREER STATS

Year	GP	GS	Min	Avg	Total			3-Point			FT	F-Throw			Rebounds				PF	FO	Ast	TO	Blk	Stl	Pts	Avg
					FG	FGA	Pct	FG	FGA	Pct		FTA	Pct	Off	Def	Tot	Avg									
2017-18	34	32	701	20.6	57	173	.329	1	6	.167	12	26	.462	46	104	150	4.4	72	1	50	52	26	46	127	3.7	
2018-19	30	29	851	28.4	90	220	.409	1	4	.250	28	56	.500	70	149	219	7.3	96	2	59	70	31	44	209	7.0	
TOTAL	64	61	1552	24.3	147	393	.374	2	10	.200	40	82	.488	116	253	369	5.8	168	3	109	122	57	90	336	5.3	

ACC STATS

Year	GP	GS	Min	Avg	Total			3-Point			FT	F-Throw			Rebounds				PF	FO	Ast	TO	Blk	Stl	Pts	Avg
					FG	FGA	Pct	FG	FGA	Pct		FTA	Pct	Off	Def	Tot	Avg									
2017-18	16	14	299	18.7	17	64	.266	0	1	.000	2	7	.286	19	47	66	4.1	40	1	21	18	13	20	36	2.3	
2018-19	16	15	482	30.1	49	125	.392	0	1	.000	20	41	.488	52	80	132	8.3	54	2	30	39	14	25	118	7.4	
TOTAL	32	29	781	24.4	66	189	.350	0	2	.000	22	48	.458	71	127	198	6.2	94	3	51	57	27	45	154	4.8	

STUDENT-ATHLETE PROFILES

**KIERRA FLETCHER #41****Jr. • 5'9"****Guard****Warren, Mich.****Warren Cousino****AWARDS**

- >> 2017-18 All-ACC Freshman Team
- >> 2017-18 ACC Rookie of the Week - Feb. 15
- >> 2017-18 ACC Academic Honor Roll
- >> 2018-19 All-ACC Academic Team
- >> 2018-19 ACC Academic Honor Roll

BIO

2018-19 (Sophomore): Led the Jackets at Houston (11/9) with 25 points on 10-of-14 shooting and collected seven rebounds... Nearly missed a double-double against App State (11/11) finishing with 10 points and eight rebounds... Helped Tech upset No. 14 Georgia (11/18) with 10 points and five rebounds, while swiping four steals... Led Tech offensively at No. 7 Maryland (11/29) with 14 points in the ACC/Big Ten Challenge... Also swiped three steals against the Terrapins... Recorded her first collegiate double-double against Seton Hall (12/20) with 11 points and a career-high 14 rebounds... Also dished out season-best five assists against the Pirates... Contributed nine points and six rebounds against Wofford (12/30) and finished with two assists and two steals... Tied for team-high in scoring at Boston College (1/3) with 18 points, hitting five field goals and going a perfect 8-for-8 at the free throw line... Tied her career-high with six assists against No. 2 Notre Dame (1/6) and finished with seven points and six rebounds... Tied her career-high with six assists in Tech's win over Duke (1/10)... Contributed 13 points at Clemson (1/17), connecting on 7-of-10 from the free

throw line and led the team in rebounding with seven...Dropped a team-high 22 points against No. 12 Syracuse (1/20) to lead Tech's offense in the win and nearly missed a double-double with nine rebounds...Recorded a career-best seven assists against the Orange and hit a personal-high 10 free throws in the win...Blocked a career-high three shots at No. 5 Notre Dame (2/3) and posted six points and four rebounds...Posted a double-double against Clemson (2/21) with 13 points and a team-high 11 rebounds... Finished with seven assists, matching her career-high, and five steals to set a season-best against the Tigers.

2017-18 (True Freshman): ACC All-Freshman Team selection... Started all 34 games in her inaugural season...Finished fourth on the team in scoring, averaging 7.6 ppg...Pulled down an impressive 5.2 rpg...Lead the team in assists with 78... Second on the team in steals, swiping 55 during the season...Earned first collegiate start in season-opener at App State (11/10) and finished with six points, four rebounds, four assists and one steal in 22 minutes...Played 17 minutes in home opener at SC State (11/12) to contribute seven points, five assists, three rebounds, two steals and a block...Saw 16 minutes of playing time against Kennesaw State (11/15) and picked up two steals...Contributed seven points against No. 8/9 Baylor (11/25) in the Junkanoo Jam Championship Game...Pulled down a career- and team-high 11 rebounds against UT Arlington (12/10), 10 coming on the defensive end...Scored 14 points in win over Charleston Southern (12/19) hitting a career-high six field goals for first double-figure scoring game...Added 10 points in Tech's win over Southern Miss (12/21)...Played a then-season-high 36 minutes in ACC opener against No. 3/4 Louisville (12/28) and finished with nine points and seven rebounds, including a defensive board with 28 seconds left that returned possession to Tech and led to the game-tying shot...Led the Jackets with 13 points against Clemson (12/31) and also recorded three steals... Played 36 minutes against No. 2 Notre Dame (1/7) and recorded seven rebounds and three steals...Chipped in eight points at NC State (1/10)...Led Tech on the boards at Pitt (1/14), pulling down nine...Set a career-best at the free throw line against Wake Forest (1/21), going 9-for-10 to finish with 11 points in the win...Posted season-high two blocks and finished with 12 points at Virginia Tech (1/25)... Set a career-best of six assists at No. 19 Duke (2/1) and pulled down eight rebounds...Recorded a



STUDENT-ATHLETE PROFILES

then-season-high four steals in the win at Clemson (2/4)...Posted a solid stat line in win over Boston College (2/8) with 14 points, nine rebounds, five assists and three steals...Recorded second straight game in double-figures with 10 at No. 5 Notre Dame (2/11)... Posted career-high 18 points in win over UNC (2/15), hitting six field goals and going 6-for-9 from the free throw line... Nearly missed a double-double against the Tar Heels, pulling down nine rebounds... Earned ACC Rookie of the Week following her performance against UNC... Swiped career-best seven steals against Miami (2/22)... Pulled down seven rebounds at Florida State (2/25)... Scored 12 points against Clemson (2/28) in the opening game of the ACC Tournament, helping Tech to victory... Recorded seven rebounds and seven points against Virginia (3/1) in ACC Tournament... Posted back-to-back 14 point outings to open WNIT, first against Bethune-Cookman (3/15) followed by UAB (3/18)... Secured 11 rebounds in WNIT contest at Alabama (3/22).

Prep: Attended Cousino High School in Warren, Michigan...Helped lead high school to district championships in 2014, 2016 and 2017...Member of state championship team in 2016, the first-ever in program history...Two-time Mac Red Champions in 2015-16 and 2016-17...Twice named Mac Red MVP in 2016 and 2017...Averaged

23.5 points, 12.8 rebounds, 6.2 assists, 5.2 steals and 2.1 blocks as a senior...Named Class A Player of the Year by the Associated Press...Two-time Mac White Champions (2013-15)...Named the Mac White MVP in 2015...Tabbed first team All-County four times...Named all-state three times (2015-17)...McDonald's All-American nominee... Named to ESPNW Top 100 list at No. 51...Twice named MLive Detroit Player of the Year.

Personal: Chose Georgia Tech because of the prestigious academics, it felt like home and player development...Lists her most memorable athletic accomplishment as scoring 47 points in the district championship game during her last home game of high school, setting a school record...Says her most memorable non-athletic accomplishment was helping develop the diversity summit program at her high school...Majoring in history, technology and society.



CAREER STATS

Year	GP	GS	Min	Avg	Total			3-Point			FT	F-Throw		Off	Def	Rebounds		PF	FO	Ast	TO	Blk	Stl	Pts	Avg
					FG	FGA	Pct	FG	FGA	Pct		FTA	Pct			Tot	Avg								
2017-18	34	34	902	26.5	98	233	.421	0	2	.000	61	102	.598	57	120	177	5.2	88	2	78	60	10	55	257	7.6
2018-19	27	27	853	31.6	81	221	.367	0	3	.000	79	111	.712	60	96	156	5.8	68	2	74	67	10	47	241	8.9
TOTAL	61	61	1755	28.8	179	454	.394	0	5	.000	140	213	.657	117	216	333	5.5	156	4	152	127	20	102	498	8.2

ACC STATS

Year	GP	GS	Min	Avg	Total			3-Point			FT	F-Throw		Off	Def	Rebounds		PF	FO	Ast	TO	Blk	Stl	Pts	Avg
					FG	FGA	Pct	FG	FGA	Pct		FTA	Pct			Tot	Avg								
2017-18	16	16	478	29.9	55	140	.393	0	1	.000	29	46	.630	35	61	96	6.0	49	2	37	37	5	33	139	8.7
2018-19	14	14	466	33.3	42	132	.318	0	2	.000	48	61	.787	34	50	84	6.0	33	1	48	36	7	20	132	9.4
TOTAL	30	30	944	31.47	97	272	.357	0	3	.000	77	107	.720	69	111	180	6.0	82	3	85	73	12	53	271	9.0

STUDENT-ATHLETE PROFILES

**DAIJAH JEFFERSON #00**

r-So. • 6'2"
Forward
Hopewell, Va.
Hopewell

AWARDS

- >> 2017-18 ACC Academic Honor Roll
- >> 2018-19 ACC Academic Honor Roll

BIO

2018-19 (Redshirt-Freshman): Scored a career-high 14 points against Western Carolina (11/14), hitting three treys in the process... Posted nine points in Tech's win over Idaho State (11/23) in the Cancun Challenge in 21 minutes of playing time... Connected on a three-pointer against Wofford (12/30) and pulled down two rebounds... Pulled down a career-high six rebounds and dished out personal-best two assists at Notre Dame (2/3), while recording a block in 13 minutes of playing time... Added three points at No. 15 Miami (2/28), hitting a three-pointer.

2017-18 (True Freshman): Redshirted the season due to injury.

Prep: Graduated from Hopewell High School in Hopewell, Va... Helped school to conference, district and region championships in 2017... Named Juan-Stephenson Classic Tournament MVP... First team all-state Virginia... 2017 Conference and Regional Player of the Year... Nationally ranked No. 56 by ESPN... McDonald's All-American nominee... Tabbed VHSCA All-Star and VHSCA All-Star Game MVP... Honor roll student all four years.

Personal: Chose Georgia Tech for the family-like atmosphere, education and city of Atlanta... Lists most memorable athletic accomplishment as winning her high school's first regional championship.

**CAREER STATS**

	Total							3-Point				F-Throw			Rebounds												
Year	GP	GS	Min	Avg	FG	FGA	Pct	FG	FGA	Pct	FT	FTA	Pct	Off	Def	Tot	Avg	PF	FO	Ast	TO	Blk	Stl	Pts	Avg		
2018-19	23	0	191	8.3	16	66	.242	9	38	.237	5	8	.625	11	12	23	1.0	17	0	6	18	2	4	46	2.0		
TOTAL	23	0	191	8.3	16	66	.242	9	38	.237	5	8	.625	11	12	23	1.0	17	0	6	18	2	4	46	2.0		

ACC STATS

Year	GP	GS	Min	Avg	Total			3-Point			FT	F-Throw		Off	Def	Rebounds		PF	FO	Ast	TO	Blk	Stl	Pts	Avg
					FG	FGA	Pct	FG	FGA	Pct		FTA	Pct			Tot	Avg								
2018-19	10	0	48	4.8	1	13	.077	1	8	.125	0	0	.000	5	3	8	0.8	4	0	2	4	1	0	3	0.3
TOTAL	10	0	48	4.8	1	13	.077	1	8	.125	0	0	.000	5	3	8	0.8	4	0	2	4	1	0	3	0.3

STUDENT-ATHLETE PROFILES



JASMINE CARSON #2

So. • 5'10"

Guard

Memphis, Tenn.

McEachern Powder Springs

Prep: Played two seasons at Memphis Central where she helped the team to a district championship as a sophomore...Concluded her high school playing career at McEachern...Averaged 17 points and three steals per game as a senior...Named all district all four years of high school...2018 Naismith High School Honorable Mention...Tabbed adidas All-American and 3AAAAAAA All-Region Player of the Year in 2018...Three star ESPN prospect and four-star by Prospect Nation.

Personal: Intends to major in computer science...Chose Georgia Tech because "it is one of the most prestigious schools in America, competes in the best basketball conference and it is very diverse and family oriented"...Started playing basketball when she was 10 years old because she grew up with a passion for the sport...Lists most memorable athletic accomplishment as playing for a state championship...Lists her most memorable non-athletic accomplishment as meeting Barack Obama.

BIO

2018-19 (True Freshman): Scored first collegiate points in win over Western Carolina (11/14), chipping in six points, hitting two three-pointers...Hit two free throws in win over Idaho State (11/23) in the Cancun Challenge...Saw six minutes of action against Wofford (12/30) and attempted a pair of three-pointers...Took the floor against Duke (1/10), connecting on a three-pointer to add to the scoreboard...Saw six minutes of playing time against No. 12 Syracuse (1/20) and recorded a steal...Earned first collegiate start at North Carolina (1/31) and posted an assist and steal in six minutes...Played 13 minutes at No. 5 Notre Dame (2/3) and attempted a personal-best six three-pointers in the game...Also recorded her first rebounds against the Fighting Irish, securing two, and swiped a career-best two steals...Played three minutes in Tech's win over Virginia Tech (2/17), chipping in three points on a three-pointer from the top of the key...Dished out an assist against Clemson (2/21)...Scored eight points at No. 15 Miami (2/28), going 3-for-6 from the field in 16 minutes...Played a career-game against No. 22/21 Florida State (3/3), scoring a team-best 14 points, hitting a personal-high four three-pointers.



CAREER STATS

	Total							3-Point				F-Throw				Rebounds											
Year	GP	GS	Min	Avg	FG	FGA	Pct	FG	FGA	Pct	FT	FTA	Pct	Off	Def	Tot	Avg	PF	FO	Ast	TO	Blk	Stl	Pts	Avg		
2018-19	22	1	120	5.5	14	53	.264	11	38	.289	5	8	.625	0	3	3	0.1	12	0	5	9	0	7	44	2.0		
TOTAL	22	1	120	5.5	14	53	.264	11	38	.289	5	8	.625	0	3	3	0.1	12	0	5	9	0	7	44	2.0		

ACC STATS

Year	GP	GS	Min	Avg	Total			3-Point			FT	F-Throw			Off	Def	Rebounds		PF	FO	Ast	TO	Blk	Stl	Pts	Avg
					FG	FGA	Pct	FG	FGA	Pct		FTA	Pct	Tot			Avg									
2018-19	11	1	80	7.3	11	32	.344	8	24	.333	3	6	.500	0	3	3	0.3	8	0	4	6	0	7	33	3.0	
TOTAL	11	1	80	7.3	11	32	.344	8	24	.333	3	6	.500	0	3	3	0.3	8	0	4	6	0	7	33	3.0	

STUDENT-ATHLETE PROFILES



LOTTA-MAJ LAHTINEN #31

So. • 5'7"

Guard

Helsinki, Finland

Mäkelänrinne Sports

AWARDS

>> 2018-19 ACC Academic Honor Roll

BIO

2018-19 (True Freshman): Took the floor in her first collegiate outing at Houston (11/9), contributing three points, three steals and two assists... Chipped in nine points against Western Carolina (11/14)... Saw 28 minutes of action at No. 7 Maryland (11/29) in the ACC/Big Ten Challenge, posting eight points, six steals and four assists... Came off the bench for 19 minutes against Alabama State (12/5), swiping three steals and dished out three assists to help Tech to victory... Added seven points in Tech's win at Boston College (1/3), hitting a three-pointer and two free throws, while collecting three steals... Added three points, connecting on a triple, against No. 2 Notre Dame (1/6)... Scored 10 points in the third quarter at Clemson (1/17) to record a then-personal-best in scoring... Hit two three-pointers against the Tigers, also marking a personal-high... Earned her first collegiate start against No. 12 Syracuse (1/20) and recorded a career-high six rebounds... Recorded her first collegiate block against NC State (1/27)... Contributed 14 points at UNC (1/31), going a perfect 6-for-6 from the free throw line

and connecting on 4-of-8 from the field... Went 2-for-6 from three-point range at No. 5 Notre Dame (2/3) to set personal-bests and tied season-high of six rebounds... Went 4-for-4 at the charity stripe and recorded three steals in Tech's win at Wake Forest (2/10)... Contributed six points and five rebounds in win over Clemson (2/21) while recording three assists and three steals... Tied her career-high with six steals at Virginia (2/24)... Earned the start at No. 15 Miami (2/28) and finished with eight points, four rebounds and four assists... Dished out personal-best seven assists against No. 22/21 Florida State (3/3).

Prep: Attended Mäkelänrinne Sports High in Helsinki, Finland... Member of U19 Finnish Championship team in 2016... Team finished second in 2015... Finished third in high school world championships in 2017... Member of Finnish division 1 championship team in 2016... Picked up MVP honors with Basketball Without Borders Global Camp in 2017 and Europe Camp in 2016... Competed in 2017 Nordic Championships... Played with Finnish National Team from 2014-18... Competed in U16 European Championships in 2014 and 2015 with national team... Participated in U18 European Championships in 2016 and 2017... Took part in European qualifiers in 2016-18.

Personal: Member of student council in high school... Received "good athlete" recognition with graduation... Captain of National Team and club team... Chose Georgia Tech because of the competitive basketball, high level of academics and the team culture... Enjoys reading, singing, watching movies and meeting new people... Started playing basketball at age seven when she attended a practice near her house... Has several memorable athletic accomplishments including the high school world championships in 2017... Enjoyed the atmosphere and competitiveness of the tournament where the team finished third.



CAREER STATS

Year	GP	GS	Min	Avg	Total			3-Point			F-Throw			Off	Def	Rebounds		PF	FO	Ast	TO	Blk	Stl	Pts	Avg
					FG	FGA	Pct	FG	FGA	Pct	FT	FTA	Pct			Tot	Avg								
2018-19	30	5	602	20.1	53	159	.333	13	49	.265	23	31	.742	31	34	65	2.2	67	3	66	65	2	48	142	4.7
TOTAL	30	5	602	20.1	53	159	.333	13	49	.265	23	31	.742	31	34	65	2.2	67	3	66	65	2	48	142	4.7

ACC STATS

Year	GP	GS	Min	Avg	Total			3-Point			F-Throw			Off	Def	Rebounds		PF	FO	Ast	TO	Blk	Stl	Pts	Avg
					FG	FGA	Pct	FG	FGA	Pct	FT	FTA	Pct			Tot	Avg								
2018-19	16	4	348	21.8	27	96	.281	7	32	.219	14	17	.824	18	22	40	2.5	35	1	32	39	2	26	75	4.7
TOTAL	16	4	348	21.8	27	96	.281	7	32	.219	14	17	.824	18	22	40	2.5	35	1	32	39	2	26	75	4.7

STUDENT-ATHLETE PROFILES

**KONDALIA MONTGOMERY #12****So. • 5'7"****Guard****Tacoma, Wash.****Lincoln**

2018...Tabbed Defensive Player of the Year in 2016 and 2017...South Sound All-Star Game participant.

Personal: Sister, Alex, played at Georgia Tech from 2008-11 and was drafted 10th overall in the first round of the WNBA Draft by the New York Liberty in 2011...Intends to major in industrial engineering...Chose Georgia Tech because of its prestigious recognition in engineering...Enjoys playing chess and drawing...Started playing basketball in the 8th grade (14 years old) when she was encouraged to by her sister, Jazzmn...Lists winning district three times with her high school as her most memorable athletic accomplishment.

AWARDS

>> 2018-19 ACC Academic Honor Roll

BIO

2018-19 (True Freshman): Scored first collegiate field goal in season-opener at Houston (11/9)...Took the floor against App State (11/11) and pulled down a rebound and dished out an assist...Saw three minutes of action against Alabama State (12/5) and secured a rebound...Saw game action against Wofford (12/30)...Attempted a field goal at No. 5 Notre Dame (2/3), taking the floor for one minute...Took the floor for two minutes in Tech's win over Clemson (2/21)...Took the floor at No. 15 Miami (2/28)...Played a season-best 11 minutes against No. 22/21 Florida State (3/3).

Prep: Attended Lincoln High School in Tacoma, Wash. ...Played for Jamila Jones for four seasons, serving two seasons as team captain...Helped lead team to three consecutive league titles and two district championships...Named league MVP in

**CAREER STATS**

Year	GP	GS	Min	Avg	Total			3-Point			FT	F-Throw		Rebounds				PF	FO	Ast	TO	Blk	Stl	Pts	Avg
					FG	FGA	Pct	FG	FGA	Pct		FTA	Pct	Off	Def	Tot	Avg								
2018-19	12	0	43	3.6	3	7	.429	0	0	.000	2	2	1.000	2	2	4	0.3	9	0	2	4	0	1	8	0.7
TOTAL	12	0	43	3.6	3	7	.429	0	0	.000	2	2	1.000	2	2	4	0.3	9	0	2	4	0	1	8	0.7

ACC STATS

Year	GP	GS	Min	Avg	Total			3-Point			FT	F-Throw		Off	Def	Rebounds		PF	FO	Ast	TO	Blk	Stl	Pts	Avg
					FG	FGA	Pct	FG	FGA	Pct		FTA	Pct			Tot	Avg								
2018-19	4	0	15	3.8	0	2	.000	0	0	.000	0	0	.000	0	0	0	0.0	2	0	0	2	0	0	0	0.0
TOTAL	4	0	15	3.8	0	2	.000	0	0	.000	0	0	.000	0	0	0	0.0	2	0	0	2	0	0	0	0.0

STUDENT-ATHLETE PROFILES - NEWCOMERS

**SARAH BATES**

#3

r-So. • 5'9"
Guard
Fresno, Calif.
Kansas State

BIO

AT KANSAS STATE (2018-19): Redshirted 2018-19 due to NCAA transfer rules.

AT UC SANTA BARBARA (2017-18): Earned 25 starts in 29 games played... Played 841 minutes (29.0 mpg) and finished freshman season with 317 points (10.0 ppg)... Ranked 14th in the Big West Conference in scoring... Led the team and ranked fourth in the Big West in 3-point field goals made... Tied for 21st in nation for 3-point field goals made by freshmen only... Hit 41.2 percent from beyond the arc (61-of-148)... Her 41.2 percent efficiency ranked second on the team, fifth in the conference and 113th in the nation... Was 100-of-235 (.426) from the field and 56-of-79 (.709) from the free throw line... Finished with 82 assists, 17 steals, and 69 rebounds... Ranked 13th in Big West scoring in league games only, recording 210 points (13.1 ppg)... Registered 16 double figure scoring games, including four games with 20 or more points... Made two or more 3-point field goals in 15 games, including four games with four or more connections... Handed out five or more assists in five games... Opened her collegiate career with a career-high 25 points on 5-of-13 shooting from the field and a career-high 12-of-16 effort from the free throw line with five rebounds

and five assists at Northern Arizona (11/10)... Notched 11 points on 4-of-10 shooting including 3-of-6 from beyond the arc against Seattle (11/17)... Tallied 11 points on 4-of-7 shooting against Fresno State (11/30)... Recorded 15 points, seven rebounds, three assists and two steals against San Diego State (12/22)... Posted 17 points on 5-of-6 shooting and 5-of-7 from the foul line with four rebounds and two assists against Cal Poly (1/6)... Registered 23 points on 6-of-11 shooting including a 5-of-7 effort from 3-point range and 6-of-6 from the charity stripe with five rebounds and five assists at Cal State Northridge (1/11)... Added 14 points, three rebounds and two assists against UC Davis (1/18)... Poured in 22 points on 8-of-11 shooting including a 6-of-9 effort from 3-point range and four assists at Long Beach State (1/20)... Tied her career-high with 25 points on 9-of-17 shooting including a career-high 7-of-12 effort from 3-point range at UC Davis (1/27)... Chipped in with 17 points on 5-of-9 shooting including a 3-of-6 effort from 3-point range at Cal Poly (2/21).

PREP: Four-year varsity letterwinner at Clovis West High School in Fresno, Calif. under coach Craig Campbell... Four-time All-TRAC honors... Three-time All-CIF selection... Earned All-State honors as a senior... Led the Golden Eagles to a 34-2 record and the CIF Open Division State Championship as a senior... Scored 11 straight points in the fourth quarter to lead Clovis West to a 44-40 victory over Archbishop Mitty in the title game... Ranks third all-time in scoring and fourth all-time in assists in school history... In her junior season, averaged 12.9 points, 3.3 rebounds, 2.6 assists and 2.4 steals per game... Averaged 11.2 points per game as a sophomore... Also competed in cross country and track... Earned Scholar Athlete honors.

PERSONAL: Chose Georgia Tech because of the coaching staff, the academics and the team... Started playing basketball at age five in a local boys and girls league... Lists her most memorable athletic accomplishment as winning state championship as a senior.

Spanish National Team in World Cup in Belarus... Averaged 10.1 points, 8.7 rebounds and 1.0 blocks per game as Spain finished fifth... Ranked No. 5 international recruit by Prospects Nation, No. 6 by Go Global and No. 15 international ranking by Collegiate Girls Basketball Report when she signed with Georgia Tech.

PERSONAL: Chose Georgia Tech because of the academics, level of competition in women's basketball and location... Started playing basketball at age 12... Lists most memorable athletic accomplishment as finishing third in the world with the National Team of Spain... Participated in a Basketball Without Borders trip to New Orleans in 2017.

**NEREA HERMOSA**

#20

Fr. • 6'5"
Center
Vitoria, Spain
IES Joaquim Blume

BIO

PREP: Member of Spain's National Team... First participated with the National Team with the U14 team, playing in the BAM International Tournament in Slovenia... Earned MVP in round seven for her 27-point, seven-rebound performance against Barça-CBS... Competed in U16 European Championship when Spain finished fifth... Averaged 4.8 points and 3.0 rebounds per game during the tournament... Played with U17

PERSONAL: Chose Georgia Tech because of the team, campus location and academics... Has been playing basketball for "as long as I can remember because my dad got us into it"... Member of the African Student Association... Brother plays basketball at Louisville... Member of high school student government, and received the Marit Scholarship from Sage Colleges, and served her community in over 100 hours a year.

**RONNI NWORA**

#21

Fr. • 6'2"
Forward/Center
Buffalo, N.Y.
The Park School of Buffalo

BIO

PREP: Multi-sport athlete at The Park School of Buffalo, competing in basketball, soccer and tennis... Basketball team captain all four years... Twice named the Monseignor Martin second team (2016-18) award by Monseignor Martin Class B league... Earned Monseignor Martin first team honors in 2018-19... Scored 1,000 career points during her senior year... Tabbed the school's Female Scholar Athlete of the Year in 2018-19... Earned Monseignor Martin second team accolades in soccer.

HEAD COACH NELL FORTNER



NELL FORTNER

HEAD COACH

TEXAS, 1982

1ST SEASON AT GEORGIA TECH

Nell Fortner was named the sixth head coach in Georgia Tech women's basketball history, director of athletics Todd Stansbury announced on April 9, 2019.

One of the most successful coaches in women's basketball history, Fortner has compiled a 305-187 (.620) record as a head coach at the collegiate, professional and international levels. She has led teams to Big Ten (Purdue – 1997) and Southeastern Conference (Auburn – 2009) championships and, perhaps most notably, coached the United States national team to three international titles from 1997-2000, including the gold medal at the 2000 Summer Olympics in Sydney, Australia.

"I'm excited to welcome Coach Fortner to the Georgia Tech family," Stansbury said. "Her resume speaks for itself – she is one of the most successful and respected coaches in women's basketball history. She's not only led teams to Olympic gold and major conference championships, but she has also proven to be an outstanding leader of young women who has embodied our mission of developing the young people who will change the world."

Fortner is the winningest coach in the history of the USA women's basketball national team, having compiled a 101-14 (.878) record. In addition to the 2000 Olympics championship, she also led the team to the gold medal at the 1998 World Championship in Berlin, Germany and the 1998 William Jones Cup in Taipei, Taiwan.

At the collegiate level, Fortner has nine seasons of experience as a head coach – one at Purdue (1996-97) and eight at Auburn (2004-12) – and has compiled a 162-117 (.581) overall record in the college ranks.

In her first season as a collegiate head coach, she led Purdue to a share of the Big Ten regular-season championship with a 12-4 conference record and an NCAA Tournament berth. Following the impressive rookie campaign, she was named the 1997 Basketball Times National Coach of the Year.

She left Purdue after one season to take over as the full-time head coach of the U.S. national team but returned to the collegiate ranks in 2004 at Auburn. With Fortner at the helm, Auburn won at least 20 games three times, highlighted by a 30-4 campaign in 2008-09 that saw the Tigers win the SEC regular-season title for the first time in 20 years and saw Fortner named the SEC and WBCA Region III Coach of the Year.

In addition to her stints as head coach with Purdue, the U.S. national team and Auburn, Fortner served as the first head coach and general manager in the history of the WNBA's Indiana Fever from 2000-03. She didn't coach the Fever in 2000 due to the Summer Olympics, but took over coaching duties in '01 and led the franchise to its first playoffs appearance in '02.



THE FORTNER FILE

PERSONAL

Education Texas, 1982 (Physical Education);
Stephen F. Austin, 1987 (Master's of Education)

COACHING EXPERIENCE

1983-86 Head Coach, Killen (Texas) H.S.
1986-87 Graduate Assistant, Stephen F. Austin
1987-90 Assistant Coach, Stephen F. Austin
1990-95 Assistant Coach, Louisiana Tech
1995-96 Assistant Coach, U.S. National Team
1996-97 Head Coach, Purdue
1997-2000 Head Coach, U.S. National Team
2000-03 Head Coach/General Manager, Indiana Fever
2004-12 Head Coach, Auburn
2019-Present Head Coach, Georgia Tech

COLLEGE COACHING RECORD

SEASON	SCHOOL	RECORD	ACC FINISH	POSTSEASON
1987-88	Stephen F. Austin	29-5	--	NCAA Tourn. 2nd rd.
1988-89	Stephen F. Austin	30-4	--	NCAA Tourn. 2nd rd.
1989-90	Stephen F. Austin	28-3	--	NCAA Tourn. 2nd rd.
1990-91	Louisiana Tech	18-12	--	NCAA Tourn. 1st rd.
1991-92	Louisiana Tech	20-10	--	NCAA Tourn. 1st rd.
1992-93	Louisiana Tech	26-6	--	NCAA Tourn. Elite 8
1993-94	Louisiana Tech	31-4	--	NCAA Tourn. Runners-Up
1994-95	Louisiana Tech	28-5	--	NCAA Tourn. Sweet 16
1996-97	Purdue	17-11	--	NCAA Tourn. 2nd rd.
2004-05	Auburn	16-13	--	
2005-06	Auburn	14-15	--	
2006-07	Auburn	21-13	--	WNIT Quarterfinals
2007-08	Auburn	20-12	--	NCAA Tournament
2008-09	Auburn	30-4	--	NCAA Tourn. 2nd rd.
2009-10	Auburn	15-16	--	
2010-11	Auburn	16-16	--	WNIT 2nd rd.
2011-12	Auburn	13-17	--	

Bold = Head Coach

HEAD COACH (9 SEASONS) **162-117 (.581)**
ASSISTANT COACH (8 SEASONS) **210-49 (.811)**
17 OVERALL SEASONS **372-166 (.691)**

Stephen F. Austin (3 seasons) 87-12 (.879)
Louisiana Tech (5 seasons) 123-37 (.769)
Purdue (1 season) 17-11 (.607)
Auburn (8 seasons) 145-106 (.578)

She began her coaching career as the head coach at Killen (Texas) H.S. from 1983-86, before entering the collegiate coaching ranks as a graduate assistant at Stephen F. Austin in 1986-87. After one season, she was promoted to assistant coach at SFA, where she remained for three more seasons (1987-90) and helped guide the Ladyjacks to an 87-12 (.879) record and three-straight NCAA Tournament appearances.

She then moved on to national power Louisiana Tech (1990-95), where she was an assistant coach for five seasons. In her five seasons at Louisiana Tech, the Lady Techsters went 123-37 (.794) and earned five-straight NCAA Tournament berths, advancing all the way to the national championship game in 1994.

She left Louisiana Tech for a one-year stint as an assistant coach for the U.S. national team (1995-96) under head coach Tara VanDerwever. The national team put together a perfect 52-0 record in 1995-96, culminating with a gold medal at the 1996 Summer Olympics in Atlanta.

Her career also includes two stints as a women's basketball analyst at ESPN – first as a studio analyst from 2001-04, then as a color analyst for the past seven seasons since she stepped down as Auburn's head coach following the 2012 season. Through her role with

HEAD COACH NELL FORTNER

FORTNER PROFESSIONAL COACHING

PROFESSIONAL COACHING EXPERIENCE

SEASON	TEAM	RECORD
1997-2000	USA Basketball	101-14
2001	Indiana Fever	10-22
2002	Indiana Fever	16-16
2003	Indiana Fever	16-18

Overall with U.S. national team	101-14 (.878)
Overall with Indiana Fever	42-56 (.429)

USA WOMEN'S BASKETBALL TOURNAMENT MEDALS

Tournament	Record	Place
2000 Olympic Games	8-0	Gold
1999 Pan American Games	4-3	Bronze
1998 FIBA World Championship	9-0	Gold
1998 R. William Jones Cup	5-0	Gold

FORTNER HEAD COACHING EXPERIENCE

1996-97	Purdue (17-11, 12-4 Big Ten - Big Ten regular-season champion, NCAA Tournament)
1997-2000	U.S. National Team (101-14)
2001	Indiana Fever (10-22)
2002	Indiana Fever (16-16)
2003	Indiana Fever (16-18)
2004-05	Auburn (16-13, 6-8 SEC)
2005-06	Auburn (14-15, 4-10 SEC)
2006-07	Auburn (21-13, 6-8 SEC)
2007-08	Auburn (20-12, 7-7 SEC - NCAA Tournament)
2008-09	Auburn (30-4, 12-2 SEC - SEC regular-season champion, NCAA Tournament)
2009-10	Auburn (15-16, 5-11 SEC)
2010-11	Auburn (16-16, 8-8 SEC - WNIT)
2011-12	Auburn (13-17, 5-11 SEC - WNIT)

Overall at Purdue	17-11 (.607)
Overall with U.S. national team	101-14 (.878)
Overall with Indiana Fever	42-56 (.429)
Overall at Auburn	145-106 (.578)
Overall as a college head coach	162-117 (.571)
Overall as a head coach	305-187 (.620)

ESPN, she has remained actively engaged within NCAA women's basketball, calling some of the nation's best regular-season and postseason games, as well as being an integral part of the network's Final Four coverage.

"I am so excited and proud to be named the next women's basketball coach at Georgia Tech," Fortner said. "I've coached for 28 years, at every level, and Georgia Tech was the perfect fit for me to get back in the college game. Georgia Tech is one of those unique institutions that has both a premier academic reputation and a successful athletics program. My staff and I will be committed to helping each student-athlete have a positive and productive experience. We will compete at the highest level possible and strive to be champions, both on and off the court. Together We Swam!"

Born in Jackson, Miss., Fortner attended high school at New Braunfels (Texas) H.S., where she was an all-state selection and a Parade all-American. She received a dual-sport scholarship to the University of Texas, where she played both basketball and volleyball from 1978-82. She helped lead UT to 127 basketball wins in four seasons and remains one of the Longhorns' all-time leading scorers with 1,466 career points. In volleyball, she was a member of Texas' national championship team as a senior in '81.

While at Texas, Fortner also made her USA Basketball debut as a member of the 1978 U.S. Olympic Festival South team that won a silver medal.

WHAT THEY'RE SAYING ABOUT FORTNER

"Georgia Tech and the entire Atlanta community have a gem of a coach and person in Nell Fortner. Having played for and coached against Nell, she brings positivity, energy and experience at the highest level that her student-athletes will enjoy and embrace. The entire basketball community loves having Nell back on the sideline."

*-Dawn Staley, head coach – University of South Carolina
(played point guard for the 2000 U.S. Olympic team coached by Fortner, led South Carolina to 2017 national championship, will serve as 2020 U.S. Olympic team head coach)*

"It is good to see Nell get back into coaching. She will bring energy and work ethic, but also great basketball knowledge. Georgia Tech hit a grand slam with the hiring of Nell Fortner."

*-Kim Mulkey, head coach – Baylor University
(has led Baylor to three national championships – 2005, 2012 and 2019)*

"Nell Fortner has experienced success at every level. Her personality will excite a team and energize a fan base. She has the ability to motivate, lead and be a role model for young people. Most importantly, she is a good person. During her time in the SEC at Auburn, she experienced great success and I am sure she can do the same at Georgia Tech."

*-Andy Landers, ESPN analyst
(University of Georgia head coach, 1979-2015, led UGA to five Final Fours and 11 total SEC championships, member of Women's Basketball Hall of Fame)*

"A true ambassador for women's basketball, Nell Fortner is an outstanding person and coach with character, integrity and a commitment to excellence in everything she does. Georgia Tech is blessed to have Coach Fortner represent the Yellow Jackets both on and off the court. She will bring high energy and leadership to the court having succeeded at every level of coaching. Georgia Tech's student-athletes, assistant coaches and staff will excel with Coach Fortner on the court, but more importantly, they will excel in life."

*-Jay Jacobs, executive associate athletics director – University of Florida
(served as athletics director at Auburn for Fortner's entire eight-season tenure at the school)*

Fortner holds a bachelor's degree in physical education from Texas (1982) and a master's in education from Stephen F. Austin (1987). Among her many honors, Fortner was named USA Basketball Coach of the Year in 2000, inducted to the Texas Sports Hall of Fame and the University of Texas Women's Athletics Wall of Honor in 2001, recognized as a distinguished alumna of Stephen F. Austin in 2007 and inducted into the San Antonio Sports Hall of Fame in 2013.



ASSISTANT COACHES & STAFF



TASHA BUTTS

ASSISTANT COACH

TENNESSEE, 2004
1ST SEASON AT GEORGIA TECH

A coaching veteran and former WNBA player, Tasha Butts joined the Georgia Tech women's basketball staff as an assistant coach in April 2019. A Georgia native, Butts returns to the Peach State after eight years as an assistant coach at LSU.

Butts is currently serving as a WBCA mentor. She was also one of just 14 assistant coaches from around the country chosen to participate in Advocates for Athletic Equity's (AAE) annual "Achieving Coaching Excellence" Professional Development Program for basketball coaches in June 2016. The program is recognized as helping to boost the careers of some of the top minority coaches in the college game.

During her time at LSU, Butts was part of four 20-win seasons and six NCAA Tournament appearances highlighted by back-to-back Sweet 16 runs in 2012 and 2013. She helped ink the three top-20 recruiting classes (2011, 2017, 2019), while signing seven top-100 prospects, including a McDonald's All-American in 2017. In eight seasons at LSU, Butts coached and mentored six all-SEC academic honor roll recipients and developed seven all-SEC selections.

Butts helped return LSU to national prominence in 2018 when the program cracked the AP Top 25 poll for the first time in four years. The Tigers finished the season ranked No. 24. Butts worked closely with LSU's backcourt, helping the Tigers top the SEC in scoring defense in 2019 (20th nationally) and rank third in the nation in steals in 2017.

At LSU, Butts helped develop Raigyne Moncrief-Louis and Danielle Ballard, who both garnered all-SEC freshman team honors in their careers and were listed among LSU's Top 10 for scoring during their freshmen seasons. Louis would become the 2017 SEC Defensive Player of the Year and a two-time all-SEC honoree. The only player in LSU history to record 1,600 points, 700 rebounds, 250 steals and 300 assists in a career, Louis was a 2018 WNBA Draft pick.

Under Butts' guidance, Ballard broke LSU's single-season record for steals (100) and became the first player in program history – men or women – to reach 100 steals in a season in 2012-13. Louis would top Ballard four seasons later with a program-record 107 steals.

Prior to her stint at LSU, Butts recorded three successful seasons (2008-11) as an assistant coach at UCLA. At UCLA, Butts worked mainly with perimeter players and assisted with all other facets of the program. The Bruins reached the NCAA Tournament twice, compiling a 72-26 overall mark and second-place finishes in the Pac-10 Conference in both 2010 and 2011. The 2010-11 season was one for the record books as the Bruins set records for regular-season victories (26), Pac-10 win (16) and scoring defense (55.3 points per game), while earning a No. 3 seed in the NCAA Tournament.

At UCLA, Butts mentored eight all-Pac-10 academic players, three all-Pac-10 honorees and two all-Pac-10 freshman team selections. In 2011, the program rose to a No. 7 national ranking, reached the Pac-10 Tournament Championship game and advanced to the NCAA Tournament second round, finishing the season with a 29-5 overall record.

During the 2007-08 season, Butts served as an assistant coach at Duquesne University where her responsibilities included recruiting, opponent scouting, academics, equipment liaison, scheduling and development of perimeter players.

A four-year letterwinner at Tennessee, Butts helped the Lady Vols to a 124-17 record from 2000-04. Tennessee made a run to the Sweet 16 her freshman campaign and advanced to the 2002 Final Four in her sophomore season. She then helped the Lady Vols to back-to-back National Championship games her junior and senior seasons (2003, 2004). As a senior, Butts earned second-team All-Southeastern Conference honors after averaging 10.4 points per game and ranking second in the league in three-point field goal percentage (43.0).

Additionally, Butts was part of four SEC regular-season championship teams, as Tennessee compiled a 55-1 SEC record in her four years. She left UT ranked fourth all-time in games played (141) and tied for seventh in three-point shots made (103). Butts' career-high 37 points against Vanderbilt on Feb. 16, 2004, tied for 11th on the Lady Vols' single-game scoring list.

Butts graduated from Tennessee with a bachelor of science in sports management and minor in business administration in 2004. She was chosen by the Minnesota Lynx with the 20th selection in the 2004 WNBA Draft and saw action in all 30 games as a rookie, helping the club equal a franchise record with 18 wins and earn a spot in the playoffs.

Following the 2004 WNBA season, she returned to her alma mater and served as a graduate assistant coach with Pat Summitt and Fargas. The Lady Vols won the 2005 SEC Championship that season and advanced to the Final Four.

Butts played overseas in fall 2005 for Essa/Barreiro in Portugal, averaging nearly 18.0 points per game. The following season, she played for Raanana Hertzliya in Israel, where she scored 15.5 points per game. Butts also played briefly with the Charlotte Sting and Houston Comets of the WNBA.

A native of Milledgeville, Ga., Butts attended Baldwin High School where she was a consensus All-American and the Georgia Gatorade Player of the Year. She remains the all-time leading scorer at the school and her high school jersey No. 23 was retired in December 2000. In August 2004, the city of Milledgeville honored Butts with a key to the city and a proclamation of achievement on "Tasha Butts Day."



BLANCHE ALVERSON

ASSISTANT COACH

AUBURN, 2013
1ST SEASON AT GEORGIA TECH

Blanche Alverson joined the Georgia Tech women's basketball staff as an assistant coach in April, 2019. Alverson arrived on The Flats after spending two seasons in the same position at University of Southern California.

While with the Trojans, Alverson helped ink the No. 5 recruiting class in the country that included a McDonald's All-American, two Gatorade State Players of the Year, four state champions and a honorable mention all-America. The 2018 and 2019 recruiting classes included five top 50 prospects.

As part of her role at USC, Alverson was the academic liaison, incoming student-athlete admissions director and camp coordinator. During her stay at USC, five student-athletes garnered Pac-12 academic accolades, including guard Minyon Moore who repeated as Pac-12 All-Academic Honorable Mention two consecutive years. Additionally, six Trojans picked up All-Pac-12 honors during her two-year tenure.

Prior to her time at USC, Alverson served one year at New Mexico State as an assistant coach where she helped sign two top-150 prospects as part of her co-recruiting coordinator role. The Aggies won their third-straight Western Athletic Conference Tournament Championship in 2017, finishing the season undefeated in league action and earning the conference's automatic bid to the NCAA Tournament. Alverson worked with both guards and posts at NM State in skill development and helped mentor Brooke Salas who became a two-time WAC Conference Player of the Year.

She started her coaching career as a graduate assistant at Texas Tech while also serving as interim assistant coach on occasion. Alverson spent two seasons with the Red Raiders from 2014-16 focusing on recruiting, individual skill instruction, scheduling and social media campaigns.

A four-year letterwinner at Auburn from 2009-13, Alverson played three years for Nell Fortner. She finished her career second all-time in three-point shots made and became just the fourth Tiger in program history to have 1,000 points, 500 rebounds, 100 assists, 100 steals and 50 blocks. A two-time Southeastern Conference Scholar Athlete of the Year in 2012 and 2013, Alverson was also named to the Allstate WBCA Good Works Community Service Team as a senior.

A native of Andalusia, Ala., and a graduate of Buford High School in Buford, Ga., Alverson earned a bachelor of science in biomedical sciences from Auburn in 2013 and a master's of science in sports management from Texas Tech in 2016.

ASSISTANT COACHES & STAFF



BRANDY MANNING

ASSISTANT COACH

CLARK ATLANTA, 2002
1ST SEASON AT GEORGIA TECH

Brandy Manning joined the Georgia Tech women's basketball coaching staff as an assistant coach in April 2019 after spending the last three years at California State University, Northridge, in the same role.

In three seasons with the Matadors, Manning helped the program claim the 2018 Big West Conference Tournament title as the No. 5 seed, earning the conference's automatic bid to the NCAA Tournament, developed a two-time Big West Conference Defensive Player of the Year and mentored the Big West Freshman of the Year.

While at CSUN, Manning helped develop Channon Fluker who became a two-time Big West Player of the Year and two-time Defensive Player of the Year. Fluker left CSUN as the program's all-time leading scorer, all-time leading rebounder and the school's leader in career blocks. Manning also helped coach Tessa Boagni to the 2018 Big West Conference Tournament MVP title and forward Eliza Matthews, who was named the 2016 Big West Conference Freshman of the Year and a 2019 Big West All-Defensive team selection.

Prior to his three seasons at CSUN, Manning spent the 2014-15 season as an assistant coach and recruiting coordinator at Texas State University. After posting a 17-15 overall record and an 11-9 Sun Belt Conference mark, the Bobcats participated in the WBI Postseason Tournament. Additionally, he helped ink the Sun Belt Conference's top recruiting class in 2014-15 according to All-Star Girls Report.

For the 2013-14 season, Manning served as the associate head coach at the University of Southern California. While at USC, he helped sign the 15th-ranked recruiting class by Prospects Nation, which included three top-100 ranked prospects. Manning helped develop both the interior and perimeter players. The Trojans capped the season in the NCAA Tournament after winning the Pac-12 Tournament Championship.

Prior to his stint at USC, Manning spent five years at Arizona as the associate head coach and recruiting coordinator (2008-2013). The Wildcats returned to the postseason for the first time since the 2004-05 season when Arizona earned a spot in the 2011 Women's National Invitation Tournament. The following year, Arizona's 11-1 start to the 2011-12 season was the best in program history since 1999-2000.

At Arizona, Manning helped recruit and develop Davellyn Whyte who turned in a stellar collegiate career with the Wildcats. Whyte went on to become the 2010 Pac-10 Freshman of the Year and a four-time all-Pac-12 selection. The Wildcat was selected as the 16th overall pick by the San Antonio Silver Stars in the WNBA Draft, becoming the highest drafted player in Arizona women's basketball history.

Before his arrival at Arizona, Manning held stints at University of Central Florida (2007-08) and Murray State University (2006-07). At UCF, Manning helped assemble a recruiting class of eight student-athletes that helped drive the Knights to the 2009 and 2011 Conference USA championships, as well as their first NCAA Tournament appearance in 10 years. Manning helped guide the Murray State Racers to their second-ever postseason appearance in 2007. The Racers finished the season with a 21-10 record, earning a bid to the WNIT.

Manning spent two years as a graduate assistant coach at Louisville from 2003-05 when the Cardinals posted a combined record of 42-19, advanced to the 2005 Conference USA Championship game and earned a NCAA Tournament berth.

Manning graduated from Clark Atlanta in 2002 with a bachelor of arts in psychology and also holds a master's degree in education from Louisville (2005). He and his wife, Nakaya, have two sons, Brandyn and Quintyn, and a daughter, Devyn.



MICKIE DEMOSS

CHIEF OF STAFF

LOUISIANA TECH, 1977
1ST SEASON AT GEORGIA TECH

A women's basketball coaching veteran, Mickie DeMoss has joined the Georgia Tech women's basketball staff as chief of staff in July 2018.

Coaching for over 40 years, DeMoss has had stops at both the collegiate and professional levels. The winner of six NCAA National Championships and a WNBA Championship, DeMoss will be a source of information for the women's basketball staff in regards to offense and defense and be a resource for game analytics.

DeMoss' impressive resume includes 20 seasons as an assistant and associate head coach under Pat Summitt at the University of Tennessee, four seasons as the head coach at the University of Kentucky (2003-07) and four seasons as the first full-time head coach at Florida (1979-83).

DeMoss comes to The Flats after serving on Vanderbilt's staff during the 2018-19 season in offensive analytics. She continued her career in the collegiate coaching ranks at Louisiana State University, where she was an assistant coach for two seasons (2016-18). She joined the Lady Tigers after two successful seasons as the associate head coach at her alma mater, Louisiana Tech University (2014-16).

Prior to her return to the collegiate scene, DeMoss served as an assistant coach with the Indiana Fever in 2012 and 2013, where she helped lead the franchise to a 2012 WNBA Championship under then-head coach Lin Dunn. Prior to her stint with the Fever, DeMoss returned to Tennessee for a second stint as assistant coach from 2010-12. In total, DeMoss was with UT for over 20 years, from 1985-2003 and again from 2010-12. During her second stay at UT, DeMoss helped lead the program a pair of NCAA Tournament Elite Eight appearances and back-to-back regular season and conference tournament championships. During her first stint with the Lady Vols, the program won six national titles and recorded 12 trips to the Final Four, while amassing a 554-77 (.878) overall record. She was promoted to associate head coach in 2000, filling the role for three seasons before leading her own program as head coach at Kentucky.

Tabbed the 2006 SEC Coach of the Year, DeMoss put together consecutive 20-win seasons and three postseason appearances (one NCAA and two WNIT), while guiding the Wildcats to a 71-56 record in four seasons as head coach at Kentucky (2003-07).

From 2007-10, DeMoss served as an assistant coach at the University of Texas, helping guide the Longhorns to three NCAA Tournament berths. DeMoss then returned to Tennessee to serve on Summitt's staff for the final two seasons of the legendary coach's career with the Lady Vols.

Prior to first joining the Tennessee staff in 1985, DeMoss had been an assistant coach at Auburn (1983-85), a head coach at Florida (1979-83) and an assistant at then-Memphis State (1977-79).

A 1977 graduate from Louisiana Tech with a bachelor of arts in physical education, DeMoss was a player on the inaugural women's basketball team in 1974 at the school and lettered for the first three years of the program's existence. A native of Delhi, La., DeMoss earned a master's degree in education at Memphis State in 1979. DeMoss was inducted into the Women's Basketball Hall of Fame in 2018 as a contributor — assistant coach.

ASSISTANT COACHES & STAFF



ASHLEE VILLARREAL

DIRECTOR OF OPERATIONS

TEXAS TECH, 2017
1ST SEASON AT GEORGIA TECH

Ashlee Villarreal joined the Georgia Tech women's basketball staff in June 2019 as the director of basketball operations. Villarreal arrived on The Flats from Central Michigan, where she spent the 2018-19 season in the same role.

At Central Michigan University she coordinated travel logistics, game day operations and assisted with marketing, managing the budget and compliance regulations. A 2017 graduate of Texas Tech with a bachelor of science in sport management, Villarreal served as a graduate assistant for the Red Raiders for the 2017-18 season after graduation. While a Red Raider, Villarreal assisted in recruiting operations, scheduling, student manager operations and compliance logistics. A basketball letterwinner at Western Texas College (2014-15), she earned a master's degree in sport management from Texas Tech in 2019.



SYDNEY DURRAH

DIRECTOR OF VIDEO

MARYLAND, 2015
1ST SEASON AT GEORGIA TECH

Sydney Durrah joined the Georgia Tech women's basketball staff as director of video in June 2019.

Durrah arrived on The Flats after spending the last two seasons as the video coordinator at The Ohio State University. With the Buckeyes, Durrah cut film, created edits and operated all video for the team. Additionally, Durrah created content for the program's social media platforms and served as the liaison between the program and marketing/fan experience.

Prior to her stint with the Buckeyes, Durrah held the role of assistant director of basketball operations/video coordinator at Florida International University from 2015-17. She arrived in Miami, Fla., after a seven-month video coordinator internship with the Washington Mystics. A 2015 graduate of Maryland with a bachelor of arts in communication, Durrah was both a student manager and video/visual graphic intern for the Terrapins women's basketball team.



CORTNEE WALTON

RECRUITING OPERATIONS

LOUISVILLE, 2015
1ST SEASON AT GEORGIA TECH

Cortnee Walton joined the Georgia Tech women's basketball staff in June 2019 in recruiting operations.

A five-year letterwinner at Louisville (2012-17), Walton was a two-year starter for the Cardinals and helped the program to a Final Four, Elite Eight and two Sweet Sixteen appearances. After graduating in 2017 with a master's in sport administration, Walton remained on the sidelines in a new role as sideline reporter for ACC Network Extra covering women's basketball and men's and women's soccer for the Cardinals. She was also a guest radio host on 790 KRD in Louisville, providing analysis on current sports topics. A 2016 All State WBCA Good Works Team member, Walton played in 139 career games for the Cardinals and earned a bachelor of arts in communications in 2015.



BRITTINI OLIVER

ASSISTANT DIRECTOR OF OPERATIONS

TUSCULUM COLLEGE, 2011
3RD SEASON AT GEORGIA TECH

Brittini Oliver joined the Georgia Tech women's basketball staff in August 2017 as the assistant director of basketball operations. Oliver came to The Flats from the University of North Carolina at Wilmington.

Oliver spent the 2016-17 season at UNCW as the director of women's basketball operations, coordinating team travel, practice schedules, student managers, and donor relationships, while also assisting with budget development. Prior to assuming the director of operations role, Oliver served three years as the women's basketball administrative assistant at UNCW. While in that position, she managed the program's budget, coordinated staff travel, created a monthly newsletter for supporters, assisted with fundraising events and organized community service projects.

She came to The Flats as no stranger to the Atlantic Coast Conference, having volunteered with the conference office in the marketing department at several events, including the men's basketball tournament, women's basketball tournament and football championship.

A letterwinner on the women's basketball team at Tusculum College, Oliver was a member of a team that claimed three South Atlantic Conference regular season championships, two tournament championships and an Elite 8 appearance in 2010. She earned a bachelor of arts in sport management from Tusculum College in 2011. In 2012, she earned a master of science in kinesiology with a concentration in sport psychology and motor behavior from the University of Tennessee.



KATIE WILKINS

GRADUATE MANAGER

UNIVERSITY OF NEBRASKA-LINCOLN, 2016
1ST SEASON AT GEORGIA TECH

Katie Wilkins is in her first season on the Georgia Tech women's basketball staff as a graduate manager.

Wilkins arrived on The Flats after a year spent at the Women's Basketball Coaches Association (WBCA) working as a convention logistics intern. While with the WBCA, Wilkins helped initiate NCAA Women's Basketball Final Four convention programming for 2,500 member coaches and managed the convention budget.

Prior to working with the WBCA, Wilkins spent two years (2016-18) in Lusaka, Zambia as the athletic director for the Rafiki Foundation, which develops and organizes athletic activities for children. Additionally, Wilkins coached an all-province basketball competition in Central Province, Zambia and helped facilitate athletic foreign trips to Zambia.

A 2016 graduate of the University of Nebraska-Lincoln with a bachelor of arts in communication studies, Wilkins served as a student manager for the women's basketball program for four seasons. She has also volunteered with Managers on a Mission since 2015, coaching at schools and orphanages in Africa doing sports camps.

ASSISTANT COACHES & STAFF



YOLANDA BERRYHILL

PLAYER DEVELOPMENT COACH

GEORGIA STATE, 2011
1ST SEASON AT GEORGIA TECH

Yolanda Berryhill, who most recently served as assistant director of human performance at Southern Methodist University for the last three years, returned to Georgia Tech as a player development coach in July 2019.

Berryhill will work directly with Georgia Tech's women's basketball program.

Berryhill previously held a strength and conditioning internship at Georgia Tech in 2011 while completing her undergraduate work at Georgia State, assisting with women's basketball and volleyball under the supervision of Scott McDonald.

The Leesburg, Ga., native arrives back on The Flats after working with women's basketball and women's tennis for three years at SMU in Dallas, Texas. Her resume also includes two years as the director of Olympic sports at Appalachian State (2014-16) where she held oversight of all Olympic sports, program design, implementation and preparation for student-athletes, working directly with women's basketball, volleyball, softball, and men's and women's track and field.

A 2011 graduate of Georgia State, Berryhill remained with the Panthers for three years, first as a graduate assistant (2011-12) before becoming full-time as an assistant strength and conditioning coach (2012-14), overseeing women's basketball, women's tennis and women's track and field.

A member of Georgia State's track and field team (2007-11), Berryhill was a two-time Colonial Athletic Association discus conference champion (2008, 2011) and CAA shot-put champion in 2011, and a three-time NCAA discus qualifier (2007, 2010, 2011). Berryhill also earned several academic accolades, including CoSIDA Academic All-District first-team honors. Berryhill graduated from Georgia State with a bachelor of science in exercise science (2011), and a master's of science in exercise science in 2012.



RACHEL MATTHEWS

ATHLETIC TRAINER

NORTH CAROLINA CENTRAL, 2013
3RD SEASON AT GEORGIA TECH

Rachel Matthews joined the Georgia Tech Athletic Association staff in June 2017 as the athletic trainer for women's basketball. She also works with the cheerleading team.

Matthews, who served as a graduate assistant athletic trainer at Tech for two years, returned to The Flats after a two year stint at Indiana University Purdue University Indianapolis (IUPUI). As an assistant athletic trainer at IUPUI from 2015-17, she was the primary medical provider for women's basketball and men's and women's golf.

Prior to her time at IUPUI, Matthews was on The Flats as a graduate assistant from 2013-15, directly overseeing softball in addition to assisting with daily treatments of all 16 teams. Matthews got her start in athletic training as a student athletic trainer at North Carolina Central University from 2011-13.

Matthews received her bachelor of science in athletic training from North Carolina Central in May 2013 and her masters of science in sports medicine from Georgia State in May 2015. Matthews is a member of the National Athletic Trainers Association and is licensed by the state of Georgia as an athletic trainer.

ADMINISTRATION



TODD STANSBURY

DIRECTOR OF ATHLETICS

GEORGIA TECH, 1984

Todd Stansbury, a Georgia Tech alumnus and football letterwinner, was introduced as the Institute's ninth director of athletics on Sept. 22, 2016.

In just his second full year as the A.D. at his alma mater, he oversaw one of Georgia Tech athletics' most successful all-around years in recent memory in 2018-19.

Among the accomplishments in '18-19:

- Georgia Tech leaped 55 spots in the final Learfield IMG Directors' Cup standings, from No. 121 in 2017-18 to No. 66 in 2018-19, Tech's highest finish in the national all-sports standings since 2010-11;
- nine teams — football, men's cross country, women's cross country, men's swimming and diving, women's indoor track and field, women's outdoor track and field, women's tennis, golf and baseball — earned Directors' Cup points for the Yellow Jackets based on NCAA postseason qualification and performance, the most GT teams to earn Directors' Cup points since 2009-10;
- in the latest Academic Progress Rate (APR) data released by the NCAA, Tech was the only institution from a Power Five conference that had a multiyear APR higher than the national average in every sport;
- Georgia Tech's NCAA Graduation Success Rate (GSR) came in at 89 percent, the highest mark in school history for the sixth-straight year;
- GT athletics' Jackets Without Borders international service program won the prestigious ACC Game Changers award for community service;
- buoyed by contributions to Athletics Initiative 2020, a \$125 million fundraising initiative introduced by Stansbury in June 2018 (see below for more details), Tech athletics enjoyed a record-breaking fundraising year with more than \$50 million in donations.

Stansbury began setting the stage for these accomplishments as soon as he officially arrived back on The Flats on Nov. 28, 2016. In the first months of his tenure as athletics director, he identified four strategic priorities for Georgia Tech athletics — to define the GT athletics brand, to establish an internal culture, to align the internal structure and to generate new revenue. He has addressed those priorities through a slew of initiatives and accomplishments. Highlights include:

- a significant revenue lift, which can be traced in large part to an innovative overhaul of sales operations that focused on integrating fundraising and ticket sales efforts;
- the establishment of a partnership with adidas to serve as the official apparel provider of Georgia Tech athletics, which was announced on Aug. 22, 2017 and went into effect on July 1, 2018;
- significant facilities upgrades, including a new \$4.5 million football locker room, a \$1.2 million investment in new videoboards at several competition venues (baseball, softball, volleyball and tennis, as well as Bobby Dodd Stadium's Callaway Plaza) and a refresh of the student-athletes' nutrition center and training table;
- a re-emphasis on Georgia Tech athletics iconic Total Person Program, with investments for additional staff and programming for student-athletes, including the department's first three Jackets Without Borders service trips to Costa Rica (2017) and Puerto Rico (2018 and 2019);
- a comprehensive brand refinement that included defining Georgia Tech athletics' official colors, Tech's first-ever athletics wordmark and a simplification of the iconic interlocking GT logo;
- the creation of Georgia Tech's "Gold Code," which outlines the department's core values, brand differentiators, vision, mission and the Everyday Champions formula — Winning + The Institute + Total Person Program = Everyday Champions;
- the establishment of two new offices within the athletics department — the office of brand and ideation, which works to identify and tell the story of the Yellow Jackets' brand, and the office of innovation, which oversees Georgia Tech's efforts to build on its status as college athletics' leader in innovation, particularly through collaboration and partnerships with the Institute and innovation hubs throughout Atlanta.

In June 2018, Stansbury unveiled the most significant undertaking of his tenure as

Georgia Tech's A.D. — Athletics Initiative 2020. AI 2020 aims to raise \$125 million for athletics facilities, endowments and operations by

Dec. 31, 2020 with three priorities in mind — recruiting (putting GT in position to attract the special type of student-athlete that can excel both athletically and academically at Tech), building a better student-athlete (equipping them with the tools they need to excel in their sport, while also developing each as a Total Person that succeeds in academics and life) and winning (being true to the great tradition of excellence at Georgia Tech by competing for ACC and national championships).

The crown jewel of AI 2020 is a \$70 million renovation of Georgia Tech's Edge Center. The new Edge Center will serve as a sleek and innovative home base for Georgia Tech athletics' teams and administration, a one-stop shop for key student-athlete services, an anchor for recruiting efforts and a showcase for the Institute's commitment to student-athlete success and fan engagement.

In the first year since the public unveil, Georgia Tech raised more than \$90 million towards AI 2020's \$125 million goal.

A native of Oakville, Ontario, Stansbury was initially drawn to Georgia Tech when he befriended several Tech football student-athletes while on a family vacation in Florida as a youngster. The student-athletes invited Stansbury and his family to attend a practice on their way back through Atlanta. They accepted and, after visiting campus, Stansbury was determined to attend and play football at Tech.

Several years later, he was offered and accepted a football scholarship to attend Tech. He enrolled in 1980 and played linebacker and special teams for the Yellow Jackets under head coach Bill Curry. He went on to be selected in the third round of the Canadian Football League draft by the Saskatchewan Roughriders in 1984 but after a brief CFL career, returned to Atlanta to begin a banking career.

In 1988, he left banking and returned to The Flats to become an academic advisor for Georgia Tech's football program. In 1991, he was promoted to assistant athletics director for academics by legendary A.D. Homer Rice.

After leaving Tech in 1995, Stansbury's career included stops at Houston (associate A.D. - 1997-2000) and Oregon State (executive associate A.D. - 2003-12), as well as three stints as an athletics director at East Tennessee State (2000-03), UCF (2012-15) and Oregon State (2015-16).

Stansbury and his wife, Karen, who were married inside Georgia Tech's Arthur B. Edge Intercollegiate Athletics Center, reside in Atlanta. After they were married in 1995, the couple traveled the world for 18 months before returning to the United States.

ADMINISTRATION



JOEELEN AKIN
ASSOCIATE AD/
STUDENT-ATHLETE DEVELOPMENT/SWA
KANSAS STATE, 1991

Joeleen Akin, a former Georgia Tech athletics staff member with more than 20 years of experience in college athletics, returned to Georgia Tech as associate athletics director for student-athlete development and senior woman administrator in July 2016.

Akin is a member of the Georgia Tech Athletic Association's executive leadership team, serves as the administrator for the Yellow Jackets' women's basketball, volleyball, men's and women's swimming and diving, golf and softball programs and oversees Tech's renowned Total Person Program.

In her first year back on The Flats, she helped enhance Georgia Tech's student-athlete development initiatives through the implementation of several new programs, including the first-ever Jackets Without Borders service trip to Costa Rica in August 2017. She has also spearheaded the student-athlete two day orientation program which is the leadership academy and Jump Start Jackets that are offered to Tech student-athletes.

Akin rejoined the Georgia Tech athletics administration after 13 years at nearby Agnes Scott College. She served as Agnes Scott's athletics director and physical education chair for 12 years (2003-15) before being promoted to associate dean for athletics and student activities in February 2015.

Prior to her 13-year tenure at Agnes Scott, she spent seven years at Georgia Tech as director of women's basketball operations (1996-98), marketing/operations manager (1998-99) and director of marketing (1999-2003).

During her 12 years as athletics director at Agnes Scott, an NCAA Division III institution in Decatur, Ga., Akin oversaw a program that produced eight NCAA Tournament teams and a coaching staff that earned 12 different coach-of-the-year recognitions. Under her direction, Agnes Scott student-athletes maintained a 3.0 cumulative grade point average and participated extensively in on- and off-campus service projects.

Akin's tenure at Agnes Scott was marked by innovation and vision. She created and implemented numerous student-athlete development and engagement initiatives at ASC, including a new student-athlete orientation program, Safe Zone training for student-athletes, coaches and staff and coordination of campus-wide academic resources for student-athletes.

Administratively, she developed a unique revenue-generation model that resulted in a 200-percent increase in the school's athletics budget and partnered with a national franchise Snap Fitness to bring a state-of-the-art fitness facility to campus at no cost to the college. She also coordinated with the school's communications department to create the now-trademarked tagline "Smart Women Sweat" to promote the Scotties' athletics programs.

In addition to her duties as athletics director and physical education chair, Akin was Agnes Scott's women's basketball coach from 2003-07 and was named the Great South Athletic Conference Coach of the Year in 2006. She also served as commissioner of the Great South Athletic Conference from 2011-16 and was a member of the NCAA Division III women's basketball committee and NCAA volleyball regional advisory committee from 2014-16.

Prior to her arrival at Georgia Tech in 1996, Akin also served as a sports marketing assistant at Auburn and NC State and as a member of the women's basketball staffs at UNC Wilmington and Kansas State.

A Kansas native, Akin earned bachelor's (1991) and master's (1993) degrees from Kansas State.

She and her husband, Charles, have two children: Bobbie and Ryan.

GT ATHLETICS EXECUTIVE LEADERSHIP TEAM



TODD STANSBURY
Director of Athletics



MARK ROUNTREE
Deputy A.D.



AYO TAYLOR-DIXON
Senior Associate A.D.
External Operations



JOEELEN AKIN
Associate A.D.
Student-Athlete Dev./SWA



SHOSHANNA ENGEL
Associate A.D.
Compliance/Title IX Coord.



DR. ANGELO GALANTE
Senior Associate A.D.
Sports Medicine/CMO



JIM HALL
Associate V.P.
Development (Athletics)



JEFF KEISLER
Associate A.D.
Annual Giving & Engagement



PHYLLIS LABAW
Associate A.D.
Student Services



MARVIN LEWIS
Associate A.D.
Administration & Finance

ADMINISTRATION



ÁNGEL CABRERA

INSTITUTE PRESIDENT

B.S./M.S., UNIVERSIDAD
POLITÉCNICA DE MADRID
M.S./PH.D., GEORGIA TECH

The Georgia Institute of Technology welcomes a new president this September. After serving for almost seven years as president of George Mason University (GMU) in Fairfax, Virginia, Dr. Ángel Cabrera was named June 13, 2019, by the University System of Georgia Board of Regents as Georgia Tech's 12th president. He succeeds Dr. G.P. "Bud" Peterson, who has served since April 1, 2009. Peterson will continue in his role as Georgia Tech's president until Cabrera arrives in September. When Peterson announced his pending retirement in January 2019, he shared his plans to continue his research and return to teaching at Georgia Tech.

Under President Peterson's leadership, Georgia Tech exceeded the \$1.5 billion goal for Campaign Georgia Tech by 20%, grew innovative collaborations and strategic partnerships, expanded the campus infrastructure, and elevated its national and global visibility. In the past decade, total research expenditures and other sponsored activities increased by 78% to \$908 million. Enrollment increased by 69%. The number of women in the first-year class increased from 32 to 40%. Georgia Tech's first-to-second-year retention is 97%, a historic high.

Cabrera is a Georgia Tech alumnus, the second in the Institute's 134-year history to serve as president. Peterson's predecessor, Dr. G. Wayne Clough (1994 – 2008), earned bachelor's and master's degrees in civil engineering from Georgia Tech.

Cabrera holds an M.S. and Ph.D. in cognitive psychology from Georgia Tech, which he attended as a Fulbright Scholar. He also holds a telecommunications engineering degree from Universidad Politécnica de Madrid (B.S. and M.S. in computer and electrical engineering). For the past decade, he has served as a member of the Georgia Tech Advisory Board, including a stint as its chair.

Cabrera met his wife, Beth, while both were graduate students at Georgia Tech. Dr. Beth Fraser Cabrera was a management professor at Carlos III University in Madrid and Arizona State University, and currently delivers leadership development programs for business executives. Their son Alex, who recently received his undergraduate degree from the Institute, is continuing his studies this fall at Carnegie Mellon University. Daughter Emilia is a rising junior at Harvard University.

George Mason is the largest, fastest growing, and most diverse public university in Virginia. Listed among the top 300 research universities in the world by the Academic Ranking of World Universities, GMU reached the top tier among research universities in the Carnegie Classification and accounted for more than half of all public university enrollment growth in Virginia under Cabrera's leadership. In 2018, it was named by Forbes as one of America's best midsize employers.

Before becoming GMU's president, Cabrera served as dean of IE Business School in Madrid and president of Thunderbird School of Global Management (now part of Arizona State University). As a business educator, Cabrera played a key role in advancing professional ethics, internationalization, and corporate social responsibility. As a senior advisor to the United Nations Global Compact, in 2007 he was the lead author of the "Principles for Responsible Management Education," now adopted by more than 700 schools around the world.

Cabrera's research has been published in leading academic journals. He has been quoted by leading global media, including The Economist, BBC, CNN, CNBC, El País, Forbes, the International Herald Tribune, and The New York Times. His op-eds have been published by The Washington Post and the international press, and he has appeared on NPR programs and PBS NewsHour.

He's been named a "Young Global Leader" by the World Economic Forum, a "Star of Europe" by Businessweek, "Henry Crown Fellow" by the Aspen Institute, and "Great Immigrant" by the Carnegie Corporation of New York. He has received honorary degrees from Miami Dade College and Universidad Politécnica de Madrid. He is the first native of Spain to serve as president of an American university.



CHARLES ISBELL

FACULTY ATHLETICS REPRESENTATIVE

GEORGIA TECH, 1990
PH.D., MIT, 1998

Charles Isbell, executive associate dean and professor in the College of Computing, was named faculty athletics representative (FAR) to the Georgia Tech Athletic Association on June 6, 2017. His three-year term as FAR began July 1, 2017. The FAR serves as the liaison between the Institute and the Athletic Association on issues regarding rules compliance, developments at the National Collegiate Athletic Association (NCAA), and activities related to Atlantic Coast Conference (ACC) membership.

His first institutional service role at Tech was with the Institute Undergraduate Curriculum Committee, where he worked with student-athletes returning to finish their degrees. "Since the very beginning of being here as a faculty member, I've been interested in the way student-athletes interact with the rest of the institution," he said.

For Isbell, understanding the experience of student-athletes is paramount to success in higher education. Athletic achievements can elevate a university's profile to prospective students, and student-athletes' relationship to the university is one that can be used as a model for the broader campus community.

"Anyone interested in higher education and how it has to grow and change has to understand how Division I athletics works at a university," he said. "As higher education changes, we have to think of ourselves more as a community and consider what lets people build connections and keep coming back. It's going to have to happen with all students, faculty, and staff, and athletics can be an example of how to do that well."

While Isbell is a fan and frequent attendee of Georgia Tech athletic events, his support for student-athletes extends beyond the stands.

"I want the student-athletes to know I am here for them, and I intend to talk with them and be a resource for them," he said. "I want them to know that and believe it, and know that I take it very seriously."

Isbell's research passion is artificial intelligence. In particular, he focuses on applying statistical machine learning to building autonomous agents that must live and interact with large numbers of other intelligent agents, some of whom may be human.

Isbell received his B.S. in computer science in 1990 from Georgia Tech and his Ph.D. in computer science from the Massachusetts Institute of Technology in 1998. After four years at AT&T Labs/Research, he returned to Georgia Tech in 2002 to join the faculty of the College of Computing. His research interests are varied, but recently he has been building autonomous agents that engage in lifelong learning when in the presence of thousands of other intelligent agents, including humans.

His work has been featured in the popular media, including *The New York Times* and *The Washington Post*, as well as in technical collections. He also pursues reform in computing education. He was a developer of Threads, Georgia Tech's new structuring principle for computing curricula, and one of the key developers in Georgia Tech's new MOOC-supported Master of Science in Computer Science, the first of its kind in the world. He teaches several courses both to on-campus students and to students around the world in Tech's Online master of science in computer science program.



2018-19 SEASON REVIEW

2018-19 Results	30
Game-by-Game	31
Individual Stats	32
Superlatives	33
Box Scores	34-42

2018-19 SEASON RESULTS

2018-19 Overall Record: 17-13, ACC 7-9

Home: 11-3 Away: 3-8 Neutral: 3-2

Yellow Jackets
By The Numbers

Games leading GT in...

Scoring:

Balogun	13
Dixon	8
Pan	5
Fletcher	4
Carson	1
Cubaj	1
Lahtinen	1

Rebounding:

Cubaj	13
Dixon	8
Fletcher	6
Balogun	3
Pan	2
Scott	2
Diouf	1
Gregg	1

Assists:

Fletcher	12
Cubaj	8
Lahtinen	8
Balogun	4
Pan	4
Dixon	2
Jefferson	1
Scott	1

Games in Double Figure Scoring:

Balogun	24
Dixon	20
Pan	17
Fletcher	10
Cubaj	8
Scott	6
Lahtinen	3
Carson	1
Gregg	1
Jefferson	1

Games with 20+ points:

Balogun	6
Dixon	3
Pan	3
Fletcher	2

Games with 5+ assists:

Fletcher	6
Balogun	2
Cubaj	2
Lahtinen	2

Games with 3+ steals:

Pan	10
Lahtinen	8
Balogun	6
Fletcher	6
Cubaj	5
Scott	2
Dixon	1
Jefferson	1

DATE	OPPONENT	SCORE	ATTEND	HIGH POINTS	HIGH REBOUNDS
11/9/18	at Houston	L, 89-95 (ot2)	792	(25) Kierra Fletcher	(9) Cubaj, Dixon
11/11/18	APPALACHIAN STATE	W, 71-53	887	(21) Elizabeth Balogun	(8) Kierra Fletcher
11/14/18	WESTERN CAROLINA	W, 84-49	730	(19) Francesca Pan	(10) Elizabeth Dixon
11/18/18	No. 14 GEORGIA	W, 63-53	2407	(13) Lorela Cubaj	(11) Elizabeth Dixon
11/22/18	vs. George Washington	W, 70-55	300	(19) Elizabeth Balogun	(8) Francesca Pan
11/23/18	vs. Idaho State	W, 74-51	300	(18) Pan, Dixon	(9) Elizabeth Dixon
11/29/18	at No. 7 Maryland	L, 54-67	4108	(14) Kierra Fletcher	(6) Lorela Cubaj
12/2/18	at Georgia State	W, 78-71	797	(22) Francesca Pan	(7) Fletcher, Gregg
12/5/18	ALABAMA STATE	W, 69-42	800	(18) Elizabeth Balogun	(7) Diouf, Dixon
12/16/18	KENNESAW STATE	W, 60-35	1014	(15) Elizabeth Balogun	(9) Elizabeth Dixon
12/20/18	vs. Seton Hall	W, 84-73	123	(30) Elizabeth Balogun	(14) Kierra Fletcher
12/21/18	vs. Dayton	L, 66-85	178	(18) Francesca Pan	(9) Lorela Cubaj
12/30/18	WOFFORD	W, 81-40	1165	(24) Elizabeth Balogun	(12) Lorela Cubaj
1/3/19	at Boston College*	W, 81-76	1254	(18) Fletcher, Balogun	(17) Elizabeth Balogun
1/6/19	No. 2 NOTRE DAME*	L, 55-76	3209	(14) Elizabeth Balogun	(7) Cubaj, Dixon
1/10/19	DUKE*	W, 70-64	1485	(22) Elizabeth Dixon	(17) Elizabeth Dixon
1/13/19	at No. 2 Louisville*	L, 44-61	10514	(13) Elizabeth Balogun	(10) Balogun, Cubaj
1/17/19	at Clemson*	L, 61-71	675	(23) Elizabeth Balogun	(7) Kierra Fletcher
1/20/19	No. 12 SYRACUSE*	W, 65-55	2106	(22) Kierra Fletcher	(10) Francesca Pan
1/27/19	No. 8 NC STATE*	L, 60-68	2014	(17) Elizabeth Dixon	(6) Lorela Cubaj
1/31/19	at North Carolina*	L, 90-91	1954	(35) Elizabeth Balogun	(12) Lorela Cubaj
2/3/19	at No. 5 Notre Dame*	L, 50-90	8530	(12) Elizabeth Dixon	(7) Lorela Cubaj
2/7/19	PITTSBURGH*	W, 67-55	987	(21) Elizabeth Dixon	(10) Lorela Cubaj
2/10/19	at Wake Forest*	W, 60-46	1017	(22) Elizabeth Dixon	(6) Fletcher, Cubaj
2/17/19	VIRGINIA TECH*	W, 76-68	1445	(26) Francesca Pan	(9) Chanin Scott
2/21/19	CLEMSON*	W, 75-53	1119	(17) Elizabeth Dixon	(11) Kierra Fletcher
2/24/19	at Virginia*	L, 45-53	3834	(16) Elizabeth Balogun	(9) Elizabeth Balogun
2/28/19	at No. 15 Miami*	L, 56-69	1151	(15) Elizabeth Balogun	(9) Lorela Cubaj
3/3/19	No. 22 FLORIDA STATE*	L, 55-64	1567	(14) Jasmine Carson	(8) Lorela Cubaj
3/7/19	vs. North Carolina	L, 73-80	3413	(12) Lahtinen, Dixon	(10) Chanin Scott

* - Conference game

Georgia Tech's 2018-19 Record

	W	L	PCT	ACC	W	L	PCT
Overall	17	13	.567	All Games	7	9	.438
Home	11	3	.786	Home	5	3	.625
Away	3	8	.273	Away	2	6	.250
Neutral	3	2	.600	Neutral	-	-	-

Last five games:	1-4
Last 10 games:	4-6
Largest margin of victory:	41 (81-40) vs Wofford
Largest margin of defeat:	40 vs. No. 5 Notre Dame (2/3/19)

Margins of Victory/Defeat

	1	2	3	4	5	6	7	8	9	10	11-19	20-29	30-39	40+
Won By					1	1	1	1	2	5	4	1	1	
Lost By	1					1	1	2	1	1	4	1		1

Score By Quarters:

	1st (Avg.)	2nd (Avg.)	3rd (Avg.)	4th (Avg.)	OT (Avg.)	Total (Avg.)
Georgia Tech	15.7	15.3	18.7	17.3	17.0	67.5
Opponents	14.1	15.4	16.0	17.4	23.0	63.6

Attendance Summary

	Games	Totals	Average Per Game
Home	14	20,935	1,495
Away	11	34,625	3,148
Neutral	5		863
Total	30	60,737	2,025

Record By Month

Month	W-L	(ACC W-L)
November	5-2	0-0
December	5-1	0-0
January	3-5	3-5
February	4-3	4-3
March	0-2	0-1

Record By Day Of Week

Day	W-L	(ACC W-L)
Sunday	8-6	3-6
Monday	0-0	0-0
Tuesday	0-0	0-0
Wednesday	2-0	0-0
Thursday	6-5	4-3
Friday	1-2	0-0
Saturday	0-0	0-0

Record When...	W-L
Leading at halftime	16-3
Trailing at halftime	1-10
Tied at halftime	0-0
In overtime games	0-1

2018-19 GAME-BY-GAME RESULTS

		TOTAL		3-PTRS		REBS									
Date	Opponent	FG-A	Pct	3FG-A	Pct	FT-A	Pct	Tot	PF	A	TO	Blk	Stl	Pts	
N9	Georgia Tech	38-66	.576	5-11	.455	8-20	.400	54	29	10	41	4	12	89	
	Houston	33-88	.375	10-39	.256	19-33	.576	44	22	20	18	4	19	95	
N11	Georgia Tech	28-68	.412	7-18	.389	8-10	.800	33	12	17	10	4	11	71	
	Appalachian State	19-53	.358	7-25	.280	8-10	.800	38	8	10	23	3	2	53	
N14	Georgia Tech	29-74	.392	11-28	.393	15-22	.682	48	17	16	19	2	18	84	
	Western Carolina	17-54	.315	7-28	.250	8-12	.667	31	19	12	27	2	6	49	
N18	Georgia Tech	21-67	.313	3-14	.214	18-22	.818	41	17	7	15	4	12	63	
	Georgia	23-55	.418	4-14	.286	3-11	.273	35	22	17	22	10	4	53	
N22	Georgia Tech	28-64	.438	4-20	.200	10-15	.667	37	17	10	11	1	14	70	
	George Washington	18-46	.391	10-29	.345	9-15	.600	31	15	12	23	2	8	55	
N23	Georgia Tech	23-52	.442	4-10	.400	24-29	.828	36	23	8	12	4	8	74	
	Idaho State	18-49	.367	4-21	.190	11-16	.688	27	25	11	19	2	3	51	
N29	Georgia Tech	22-58	.379	6-15	.400	4-6	.667	26	17	8	15	3	14	54	
	Maryland	23-54	.426	4-19	.211	17-18	.944	43	9	17	20	5	8	67	
D2	Georgia Tech	26-58	.448	6-15	.400	20-24	.833	34	27	11	25	6	14	78	
	Georgia State	25-50	.500	8-18	.444	13-21	.619	26	22	14	31	3	13	71	
D5	Georgia Tech	27-77	.351	5-24	.208	10-21	.476	53	20	17	11	7	15	69	
	Alabama State	14-47	.298	2-12	.167	12-23	.522	38	19	7	25	6	5	42	
D16	Georgia Tech	26-61	.426	5-17	.294	3-8	.375	40	14	16	20	7	15	60	
	Kennesaw State	12-57	.211	2-12	.167	9-11	.818	40	14	6	25	1	13	35	
D20	Georgia Tech	33-68	.485	7-15	.467	11-14	.786	47	21	15	17	8	8	84	
	Seton Hall	27-67	.403	9-23	.391	10-18	.556	34	17	16	14	0	11	73	
D21	Georgia Tech	27-71	.380	4-18	.222	8-14	.571	41	30	9	15	7	8	66	
	Dayton	22-58	.379	8-21	.381	33-41	.805	46	20	16	15	1	5	85	
D30	Georgia Tech	32-73	.438	6-19	.316	11-19	.579	58	20	20	22	5	10	81	
	Wofford	16-60	.267	2-19	.105	6-14	.429	28	20	11	23	2	7	40	
J3	Georgia Tech	29-69	.420	4-9	.444	19-24	.792	55	18	9	21	1	6	81	
	Boston College	31-72	.431	9-26	.346	5-7	.714	30	24	18	15	2	3	76	
J6	Georgia Tech	22-61	.631	4-15	.267	7-11	.636	33	15	12	20	6	5	55	
	Notre Dame	34-62	.548	1-10	.100	7-15	.467	34	14	30	14	5	8	76	
J10	Georgia Tech	26-60	.433	6-20	.300	12-21	.571	45	10	19	19	5	11	70	
	Duke	27-66	.409	7-26	.269	3-7	.429	33	21	20	16	2	11	64	
J13	Georgia Tech	17-65	.262	4-12	.333	6-9	.667	46	23	6	21	2	8	44	
	Louisville	23-53	.434	7-20	.350	8-10	.800	32	14	19	14	5	6	61	
J17	Georgia Tech	20-57	.351	9-20	.450	12-20	.600	32	19	7	22	2	11	61	
	Clemson	25-55	.455	2-9	.222	19-26	.731	36	21	16	21	3	12	71	
J20	Georgia Tech	22-60	.367	6-15	.400	15-19	.789	46	22	16	15	9	10	65	
	Syracuse	16-67	.239	8-42	.190	15-21	.714	43	22	13	16	3	7	55	
J27	Georgia Tech	22-64	.344	5-20	.250	11-18	.611	31	24	15	10	1	7	60	
	NC State	21-48	.438	9-22	.409	17-23	.739	38	16	14	18	4	4	68	
J31	Georgia Tech	33-68	.485	6-18	.333	18-23	.783	39	24	14	16	2	5	90	
	North Carolina	29-59	.492	14-28	.500	19-28	.679	24	23	16	12	1	8	91	
F3	Georgia Tech	18-83	.217	4-30	.133	10-13	.769	48	20	10	19	7	11	50	
	Notre Dame	33-59	.559	8-12	.667	16-23	.696	45	13	21	20	7	12	90	
F7	Georgia Tech	23-65	.354	3-17	.176	18-22	.818	42	15	12	12	7	9	67	
	Pittsburgh	21-55	.382	7-20	.350	6-15	.400	38	21	14	18	2	7	55	
F10	Georgia Tech	22-64	.344	4-16	.250	12-13	.923	31	16	14	11	2	15	60	
	Wake Forest	17-38	.447	2-12	.167	10-13	.769	33	13	10	29	5	5	46	
F17	Georgia Tech	27-63	.429	8-18	.444	14-23	.609	41	20	17	18	6	9	76	
	Virginia Tech	23-66	.348	8-30	.267	14-16	.875	37	20	16	18	3	9	68	
F21	Georgia Tech	30-69	.435	6-21	.286	9-15	.600	45	19	19	26	5	18	75	
	Clemson	20-56	.357	4-13	.308	9-13	.692	33	15	10	31	7	11	53	
F24	Georgia Tech	16-65	.246	5-31	.161	8-11	.727	35	22	5	15	2	14	45	
	Virginia	18-47	.383	3-11	.273	14-22	.636	48	10	7	20	1	6	53	
F28	Georgia Tech	23-66	.348	4-17	.235	6-8	.750	38	14	5	17	5	7	56	
	Miami	27-61	.443	8-17	.471	7-14	.500	44	10	13	18	7	6	69	
M3	Georgia Tech	22-60	.367	7-17	.412	4-12	.333	37	16	15	15	3	9	55	
	Florida State	26-63	.413	4-21	.190	8-16	.500	43	12	18	13	4	13	64	
M7	Georgia Tech	29-64	.453	7-25	.280	8-9	.889	42	19	16	15	4	2	73	
	North Carolina	29-73	.397	8-24	.333	14-18	.778	39	10	17	5	1	6	80	
	Georgia Tech	761-1960	.388	165-545	.303	339-495	.685	1234	580	375	524	131	316	2026	
	Opponents	687-1738	.395	186-623	.299	349-530	.658	1091	511	441	583	103	238	1909	

2018-19 INDIVIDUAL STATS

OVERALL/CONFERENCE STATS

##	Player	GP-GS	Min	Avg	TOTAL		3-PTS		FT-A		REBOUNDS				PF	FO	A	TO	Blk	Stl	Pts	Avg
					FG-A	Pct	3FG-A	Pct	Pct	Pct	Off	Def	Tot	Avg								
5	Elizabeth Balogun	30-30	914	30.5	165-409	.403	65-194	.335	42-67	.627	60	92	152	5.1	73	4	48	58	33	49	437	14.6
	Conference Only...	16-16	511	31.9	87-241	.361	40-122	.328	25-41	.610	34	55	89	5.6	37	2	23	33	14	28	239	14.9
33	Francesca Pan	27-24	827	30.6	112-341	.328	58-188	.309	41-51	.804	15	89	104	3.9	65	3	49	63	11	55	323	12.0
	Conference Only...	14-11	405	28.9	46-157	.293	28-97	.289	18-24	.750	6	29	35	2.5	34	1	26	23	5	23	138	9.9
22	Elizabeth Dixon	30-30	768	25.6	130-254	.512	0-0	.000	70-98	.714	103	89	192	6.4	78	3	25	77	33	18	330	11.0
	Conference Only...	16-16	413	25.8	72-147	.490	0-0	.000	43-58	.741	52	49	101	6.3	40	0	10	39	16	6	187	11.7
41	Kierra Fletcher	27-27	853	31.6	81-221	.367	0-3	.000	79-111	.712	60	96	156	5.8	68	2	74	67	10	47	241	8.9
	Conference Only...	14-14	466	33.3	42-132	.318	0-2	.000	48-61	.787	34	50	84	6.0	33	1	48	36	7	20	132	9.4
13	Lorela Cubaj	30-29	851	28.4	90-220	.409	1-4	.250	28-56	.500	70	149	219	7.3	96	2	59	70	31	44	209	7.0
	Conference Only...	16-15	482	30.1	49-125	.392	0-1	.000	20-41	.488	52	80	132	8.3	54	2	30	39	14	25	118	7.4
24	Chanin Scott	28-3	539	19.3	68-138	.493	1-7	.143	21-32	.656	46	57	103	3.7	57	1	30	45	2	29	158	5.6
	Conference Only...	16-2	306	19.1	28-60	.467	0-1	.000	8-11	.727	27	32	59	3.7	32	1	16	29	2	14	64	4.0
31	Lotta-Maj Lahtinen	30-5	602	20.1	53-159	.333	13-49	.265	23-31	.742	31	34	65	2.2	67	3	66	65	2	48	142	4.7
	Conference Only...	16-4	348	21.8	27-96	.281	7-32	.219	14-17	.824	18	22	40	2.5	35	1	32	39	2	26	75	4.7
23	D'asia Gregg	22-0	149	6.8	18-56	.321	7-24	.292	11-16	.688	14	13	27	1.2	17	0	7	16	0	5	54	2.5
	Conference Only...	11-0	53	4.8	3-17	.176	1-9	.111	1-2	.500	3	3	6	0.5	11	0	3	9	0	1	8	0.7
00	Dajjah Jefferson	23-0	191	8.3	16-66	.242	9-38	.237	5-8	.625	11	12	23	1.0	17	0	6	18	2	4	46	2.0
	Conference Only...	10-0	48	4.8	1-13	.077	1-8	.125	0-0	.000	5	3	8	0.8	4	0	2	4	1	0	3	0.3
2	Jasmine Carson	22-1	120	5.5	14-53	.264	11-38	.289	5-8	.625	0	3	3	0.1	12	0	5	9	0	7	44	2.0
	Conference Only...	11-1	80	7.3	11-32	.344	8-24	.333	3-6	.500	0	3	3	0.3	8	0	4	6	0	7	33	3.0
4	Anne Diouf	26-0	182	7.0	10-31	.323	0-0	.000	12-15	.800	16	30	46	1.8	19	0	4	18	5	8	32	1.2
	Conference Only...	13-0	69	5.3	6-16	.375	0-0	.000	1-1	1.000	6	11	17	1.3	7	0	1	8	3	4	13	1.0
12	Kondalia Montgomery	12-0	43	3.6	3-7	.429	0-0	.000	2-2	1.000	2	2	4	0.3	9	0	2	4	0	1	8	0.7
	Conference Only...	4-0	15	3.8	0-2	.000	0-0	.000	0-0	.000	0	0	0	0.0	2	0	0	2	0	0	0	0.0
44	Martine Fotune	10-1	15	1.5	1-5	.200	0-0	.000	0-0	.000	2	5	7	0.7	1	0	0	2	2	1	2	0.2
	Conference Only...	4-1	5	1.3	0-1	.000	0-0	.000	0-0	.000	1	0	1	0.3	0	0	0	1	1	1	0	0.0
TM	TEAM.....										72	61	133		1			12				
	Conference Only...										36	33	69					9				
	Total.....	30	6054		761-1960	.388	165-545	.303	339-495	.685	502	732	1234	41.1	580	18	375	524	131	316	2026	67.5
	Conference Only...	16	3200		372-1039	.358	85-296	.287	181-262	.691	274	370	644	40.2	297	8	195	277	65	155	1010	63.1
	Opponents.....	30	6051		687-1738	.395	186-623	.299	349-530	.658	370	721	1091	36.4	511	-	441	583	103	238	1909	63.6
	Conference Only...	16	3200		391-927	.422	101-319	.317	177-269	.658	185	406	591	36.9	269	-	255	293	61	128	1060	66.2

POINTS - REBOUNDS - ASSISTS

			00	02	04	05	12	13	22	23	24	31	33	41	44
Opponent	Date	Score	JEFFERSON	CARSON	DIOUF	BALOGUN	MONTG.	CUBAJ	DIXON	GREGG	SCOTT	LAHTINEN	PAN	FLETCHER	FORTUNE
at Houston	11/9/18	L, 89-95	0-2-0	0-0-0	0-0-0	13-5-2	2-1-0	10-9-1	14-9-1	DNP	DNP	3-0-2	22-6-2	25-7-2	DNP
APPALACHIAN STATE	11/11/18	W, 71-53	0-0-0	0-0-1	0-1-0	21-1-1	0-1-1	8-7-4	4-4-1	6-1-0	DNP	5-2-2	17-3-3	10-8-4	0-0-0
WESTERN CAROLINA	11/14/18	W, 84-49	14-2-1	6-0-0	5-3-1	8-6-2	0-0-0	1-8-3	13-10-1	0-2-1	4-2-0	9-3-3	19-6-3	5-3-1	0-1-0
GEORGIA	11/18/18	W, 63-53	3-1-1	DNP	0-0-0	10-0-0	DNP	13-7-0	10-11-1	DNP	8-3-1	0-0-0	9-7-1	10-5-3	DNP
vs. George Washington	11/22/18	W, 70-55	2-1-0	0-0-0	2-2-0	19-3-4	DNP	2-2-0	12-7-0	0-0-0	8-1-1	4-3-0	15-8-3	6-5-2	DNP
vs. Idaho State	11/23/18	W, 74-51	9-1-0	2-0-0	4-6-0	1-3-1	DNP	0-2-2	18-9-3	DNP	12-4-1	2-1-0	15-8-1	6-2-0	2-1-0
at Maryland	11/29/18	L, 54-67	0-0-0	DNP	0-0-0	13-3-1	DNP	8-6-3	2-2-0	0-1-0	0-0-0	8-2-4	9-5-0	14-1-0	DNP
at Georgia State	12/2/18	W, 78-71	0-2-0	0-0-0	0-0-0	4-2-1	DNP	2-4-0	8-1-0	15-7-2	14-3-0	6-2-4	22-5-2	7-7-2	DNP
ALABAMA STATE	12/5/18	W, 69-42	0-3-0	0-0-0	2-7-0	18-6-5	0-1-0	10-1-2	7-7-1	2-3-1	14-2-1	5-2-3	11-6-2	0-6-2	0-2-0
KENNESAW STATE	12/16/18	W, 60-35	3-0-0	0-0-0	0-1-0	15-8-3	0-0-0	4-3-1	12-9-1	6-3-0	7-1-1	3-2-5	8-4-2	2-5-3	0-2-0
vs. Seton Hall	12/20/18	W, 84-73	DNP	DNP	DNP	30-6-2	DNP	6-8-2	13-7-0	6-1-0	6-5-2	2-0-3	10-4-1	11-14-5	DNP
vs. Dayton	12/21/18	L, 66-85	4-1-0	0-0-0	0-0-0	13-7-1	0-0-0	6-9-1	8-7-3	0-1-0	8-4-0	5-1-2	18-6-2	4-3-0	DNP
WOFFORD	12/30/18	W, 81-40	3-2-1	0-0-0	2-6-1	24-8-1	0-0-0	13-12-5	10-2-2	8-1-0	2-9-4	3-4-3	7-4-1	9-6-2	0-0-0
at Boston College	1/3/19	W, 81-76	0-0-0	DNP	0-2-0	18-17-1	DNP	8-6-4	12-10-0	2-1-0	6-7-1	7-1-1	10-3-2	18-5-0	DNP
NOTRE DAME	1/6/19	L, 55-76	0-0-0	DNP	0-0-0	14-2-0	DNP	7-7-1	12-7-1	0-0-0	2-3-3	3-0-0	10-2-1	7-6-6	0-1-0
DUKE	1/10/19	W, 70-64	DNP	3-0-0	DNP	16-5-3	DNP	13-11-2	22-17-4	DNP	2-1-1	0-0-0	8-1-3	6-8-6	DNP
at Louisville	1/13/19	L, 44-61	0-1-0	DNP	2-6-1	13-10-0	DNP	5-10-1	3-6-0	DNP	4-5-0	8-3-1	5-0-0	4-2-3	DNP
at Clemson	1/17/19	L, 61-71	DNP	DNP	0-0-0	23-3-0	DNP	4-6-0	0-3-0	1-0-0	1-6-2	10-1-1	9-4-1	13-7-3	DNP
SYRACUSE	1/20/19	W, 65-55	DNP	0-0-0	2-1-0	20-7-1	DNP	7-9-3	1-1-0	0-0-0	0-0-1	2-6-3	11-10-1	22-9-7	DNP
NC STATE	1/27/19	L, 60-68	0-0-0	DNP	0-0-0	14-5-3	DNP	7-6-2	17-5-1	DNP	3-3-0	0-2-4	10-1-2	9-5-3	DNP
at North Carolina	1/31/19	L, 90-91	DNP	0-0-1	0-1-0	35-5-5	DNP	17-12-1	6-7-1	0-0-0	10-4-1	14-5-4	0-0-1	8-3-0	DNP
at Notre Dame	2/3/19	L, 50-90	0-6-2	4-2-1	3-4-0	7-5-1	0-0-0	7-7-2	12-5-0	0-0-0	2-1-0	6-6-1	3-2-1	6-4-2	0-0-0
PITTSBURGH	2/7/19	W, 67-55	0-1-0	0-0-0	0-1-0	10-3-1	DNP	6-10-2	21-8-2	0-0-0	8-2-0	2-0-1	10-1-4	10-8-2	DNP
at Wake Forest	2/10/19	W, 60-46	0-0-0	0-0-0	0-0-0	3-3-2	DNP	0-6-2	22-4-0	0-1-0	8-4-1	4-1-1	15-3-3	8-6-5	DNP
VIRGINIA TECH	2/17/19	W, 76-68	DNP	3-0-0	DNP	10-4-1	DNP	10-8-4	13-3-0	DNP	10-9-4	0-2-1	26-2-4	4-6-3	DNP
CLEMSON	2/21/19	W, 75-53	0-0-0	0-0-1	2-1-0	12-2-3	0-0-0	9-10-2	17-7-1	DNP	4-5-0	6-5-3	12-1-2	13-11-7	0-0-0
at Virginia	2/24/19	L, 45-53	0-0-0	1-1-0	DNP	16-9-1	DNP	4-7-2	7-5-0	0-0-0	0-2-0	4-0-0	9-5-1	4-4-1	DNP
at Miami	2/28/19	L, 56-69	3-0-0	8-0-0	0-1-0	15-4-0	0-0-0	3-9-1	12-7-0	3-1-0	4-4-0	8-4-4	DNP	DNP	DNP
FLORIDA STATE	3/3/19	L, 55-64	DNP	14-0-1	4-0-0	13-5-1	0-0-0	11-8-1	10-6-0	2-3-3	0-3-2	1-4-7	DNP	DNP	0-0-0
vs. North Carolina	3/7/19	L, 73-80	5-0-1	3-0-0	4-3-1	9-5-1	6-1-1	8-9-5	12-6-1	3-1-0	11-10-3	12-3-3	DNP	DNP	DNP

2018-19 SUPERLATIVES

		Georgia Tech	Opponent
Points 1st Quarter	High	24, twice	28, at Notre Dame (2/3)
	Low	6, at No. 7 Maryland (11/29)	2, Wofford (12/30)
Points 2nd Quarter	High	27, vs. George Washington (11/22)	26, at Notre Dame (2/3)
	Low	3, at Notre Dame (2/3)	6, twice
Points 3rd Quarter	High	26, twice	24, vs. Dayton (12/21)
	Low	9, vs. Dayton (12/21)	8, at No. 2 Louisville (1/13)
Points 4th Quarter	High	28, at North Carolina (1/31)	31, vs. Dayton (12/21)
	Low	4, Florida State (3/3)	7, No. 12 Syracuse (1/20)
Total Points	High	90, at North Carolina (1/31)	95, at Houston (11/9)
	Low	44, at No. 2 Louisville (1/13)	35, Kennesaw State (12/16)
Field Goals Made	High	38, at Houston (11/9)	34, Notre Dame (1/6)
	Low	16, at Virginia (2/24)	12, Kennesaw State (12/16)
Field Goals Attempted	High	83, at Notre Dame (2/3)	88, at Houston (11/9)
	Low	52, vs. Idaho State (11/23)	38, at Wake Forest (2/10)
3-Point FGM	High	11, Western Carolina (11/14)	14, at North Carolina (1/31)
	Low	3, twice	1, Notre Dame (1/6)
3-Point FGA	High	31, at Virginia (2/24)	42, No. 12 Syracuse (1/20)
	Low	9, at Boston College (1/3)	9, at Clemson (1/17)
Free Throws Made	High	24, vs. Idaho State (11/23)	33, vs. Dayton (12/21)
	Low	3, Kennesaw State (12/16)	3, twice
Free Throws Att.	High	29, vs. Idaho State (11/23)	41, vs. Dayton (12/21)
	Low	6, at No. 7 Maryland (11/29)	7, twice
Free Throw Pct.	High	.923, at Wake Forest (2/10)	.944, at No. 7 Maryland (11/29)
	Low	.333, Florida State (3/3)	.273, No. 14 Georgia (11/18)
Offensive Rebounds	High	29, at Notre Dame (2/3)	24, at Houston (11/9)
	Low	4, at No. 7 Maryland (11/29)	4, at No. 2 Louisville (1/13)
Defensive Rebounds	High	39, at Houston (11/9)	36, at Virginia (2/24)
	Low	17, at Wake Forest (2/10)	14, at North Carolina (1/31)
Total Rebounds	High	58, Wofford (12/30)	48, at Virginia (2/24)
	Low	26, at No. 7 Maryland (11/29)	24, at North Carolina (1/31)
Assists	High	20, Wofford (12/30)	30, Notre Dame (1/6)
	Low	5, twice	6, Kennesaw State (12/16)
Blocked Shots	High	9, No. 12 Syracuse (1/20)	10, No. 14 Georgia (11/18)
	Low	1, three times	0, vs. Seton Hall (12/20)
Steals	High	18, twice	19, at Houston (11/9)
	Low	2, vs. North Carolina (3/7)	2, Appalachian State (11/11)
Turnovers	High	40, at Houston (11/9)	31, twice
	Low	10, twice	5, vs. North Carolina (3/7)
Personal Fouls	High	30, vs. Dayton (12/21)	25, vs. Idaho State (11/23)
	Low	10, Duke (1/10)	8, Appalachian State (11/11)

2018-19 BOX SCORES

1

Houston

Georgia Tech

Nov. 9, 2018 | H&E Arena (Houston, Texas)

95
89

Official Basketball Box Score - Final
Georgia Tech at Houston
11/09/18 H&E Arena, Houston, Texas
2018-19 Women's Basketball

Game Time: 8:00 PM
Game Duration: 2:50
Attendance: 791

Officials: Joseph Vasey, Norma Jones, Luis Gonzalez

Georgia Tech - 89

Record: 0-1

NO. Name	Min	FG	3P	FT	Rebounds	Fouls	TP	AS	TO	ST	Blocks	BS	BA	+	-
13 Lorela Cubaj	F 49:46	4-9	0-0	2-4	0 6 9	3 5	10	1	5	1	0	1	0	1	-3
22 Elizabeth Dixon	F 42:38	7-9	0-0	0-1	3 6 9	5 0	14	1	7	0	1	1	1	1	-3
5 Elizabeth Balogun	G 39:48	5-10	3-5	0-0	2 3 5	5 1	13	2	4	5	2	1	0	6	
33 Francesca Pan	G 34:41	10-17	2-6	0-0	1 5 6	5 3	22	2	8	1	0	1	0	12	
41 Kierra Fletcher	G 48:13	10-14	0-0	5-11	3 4 7	4 11	25	2	7	2	0	0	0	-5	
31 Lotta-Maj Lahtinen	19:34	1-3	0-0	1-4	0 0 0	5 2	3	2	8	3	0	0	0	-20	
4 Anne Françoise Diouf	06:33	0-0	0-0	0-0	0 0 0	0 0	0	0	0	0	0	0	0	0	-7
12 Kondalia Montgomery	01:03	1-3	0-0	0-0	1 0 1	0 0	2	0	0	0	0	0	0	0	-1
00 Daijah Jefferson	07:36	0-1	0-0	0-0	0 2 2	2 0	0	0	1	0	1	0	0	-11	
2 Jasmine Carson	00:08	0-0	0-0	0-0	0 0 0	0 0	0	0	0	0	0	0	0	-2	
Team					5 10 15		0		1						
Totals		38-66	5-11	8-20	15 39 54	29 22	89	10	41	12	4	4	1	8	

Technical Fouls: NONE

Shooting By Period
1st FG% 8-11 72.7%
3PT% 1-1 100.0%
FT% 0-1 0%

2nd FG% 3-6 50.0%
3PT% 0-4 0.0%
FT% 0-4 0%

3rd FG% 12-16 75.0%
3PT% 1-2 50.0%
FT% 1-2 50%

4th FG% 8-10 80.0%
3PT% 1-2 50.0%
FT% 6-8 75%

OT FG% 7-13 53.8%
3PT% 2-2 100.0%
FT% 1-5 20%

GM FG% 38-66 57.6%
3PT% 5-11 45.5%
FT% 8-20 40.0%

Dead Ball Rebounds: 5, 0
Technical Fouls: NONE

Houston - 95

Record: 1-1

NO. Name	Min	FG	3P	FT	Rebounds	Fouls	TP	AS	TO	ST	Blocks	BS	BA	+	-
3 Dorian Branch	F 45:55	4-11	2-6	2-2	0 3 3	3 7	12	4	4	2	1	1	1	2	
12 Alyssa Okoneke	F 41:09	10-16	0-0	6-9	6 5 11	3 7	12	1	1	2	0	0	1	-2	
0 Angela Harris	G 32:10	3-8	3-7	1-2	0 1 1	5 2	10	1	2	1	0	0	0	2	
4 Jasmine Harris	G 46:59	8-30	4-19	6-12	4 3 7	2 9	26	8	7	6	2	2	5		
22 Serthia Hawkins	G 27:36	2-10	1-5	0-0	4 1 5	4 3	5	0	3	0	0	0	0		
5 Dymond Gladney	01:46	0-1	0-1	0-0	0 0 0	0 0	0	0	0	0	0	0	0		
10 Doris Jones	02:39	2-3	0-0	0-0	0 1 1	0 0	4	0	1	0	0	0	0	5	
22 Myah West	07:55	1-2	0-0	2-2	1 0 1	2 1	4	1	0	0	1	0	0	5	
33 Julia Blackwell-Fair	25:53	1-3	0-0	1-2	1 1 2	3 2	3	1	1	3	0	0	0	3	
20 Tatyana Hill	01:30	1-1	0-0	0-0	1 1 2	0 0	2	0	0	0	0	0	0	3	
2 Octavia Barnes	16:26	1-3	0-0	1-4	2 2 4	1 2	3	4	3	1	0	1	1	4	
Team					5 2 7		0		2						
Totals		33-68	10-39	19-33	24 20 44	22 29	95	20	10	19	4	4	6		

Technical Fouls: NONE

Shooting By Period
1st FG% 4-22 18.2%
3PT% 1-9 11.1%
FT% 3-4 75%

2nd FG% 10-19 52.6%
3PT% 3-7 42.9%
FT% 1-6 16.7%

3rd FG% 7-16 43.8%
3PT% 1-5 20.0%
FT% 2-3 66.7%

4th FG% 6-18 33.3%
3PT% 3-10 30.0%
FT% 4-6 66.7%

OT FG% 6-13 46.2%
3PT% 2-8 25.0%
FT% 9-14 64.3%

GM FG% 33-68 48.4%
3PT% 10-39 25.6%
FT% 19-33 57.6%

Dead Ball Rebounds: 6, 0
Technical Fouls: NONE

GT	HOU
Biggest lead	9 (1st 6:35) 15 (3rd 9:42)
Best Scoring Run	7 (1st 6:35) 15 (2nd 3:06)
Lead Changes	11
Times Tied	11
Time with Lead	18:30 24:53

Period by Period Scoring	GT	HOU
1st	16	39
2nd	48	38
3rd	16	17
4th	13	20
OT	5	16
TOT	124	149

2

Georgia Tech

Appalachian State

Nov. 12, 2018 | McCamish Pavilion (Atlanta, Ga.)

71
53

Official Basketball Box Score - Final
Appalachian State at Georgia Tech
11/12/18 McCamish Pavilion, Atlanta, Ga.
Georgia Tech vs. Western Carolina

Game Time: 2:00 PM
Game Duration: 1:55
Attendance: 857

Officials: Carla Fountain, Erika Herinman-Camacho, Brandon Esterline

Appalachian State - 53

Record: 0-2

NO. Name	Min	FG	3P	FT	Rebounds	Fouls	TP	AS	TO	ST	Blocks	BS	BA	+	-
10 Lainey Gosnell	F 29:43	3-8	0-3	1-2	3 2 5	1 2	7	0	0	0	1	0	0	-4	
40 Bailey Plummer	C 35:19	2-4	0-0	2-2	5 10 15	3 2	6	0	2	0	0	0	0	-10	
5 Pre Stanley	G 33:09	5-17	1-4	2-2	2 4 6	0 4	13	1	4	0	0	3	1	-18	
23 Ashley Polacek	G 35:04	3-11	2-7	0-0	0 1 1	0 1	8	5	7	0	2	1	1	-17	
34 Madi Story	G 26:03	2-5	1-4	1-2	0 5 5	0 2	6	3	4	1	0	0	0	-11	
32 Dominique Jeffery	01:29	0-0	0-0	0-0	0 0 0	1 0	0	1	0	0	0	0	0	-3	
3 Tierra Wilson	20:48	4-6	3-5	2-2	0 1 1	1 1	13	1	3	1	0	0	0	-7	
1 Myra Calder	04:49	0-0	0-0	0-0	0 0 0	0 0	2	0	0	0	0	0	0	-10	
4 Nicola Mathews	04:56	0-1	0-1	0-0	0 2 2	0 0	0	0	2	0	0	0	0	-1	
14 Armani Hampton	08:40	0-1	0-1	0-0	0 0 0	0 0	0	0	0	0	0	0	0	-9	
Team					2 1 3		0		0						
Totals		19-53	7-25	8-10	12 26 38	8 12	53	10	23	2	3	4	1	18	

Technical Fouls: NONE

Shooting By Period
1st FG% 4-11 36.4%
3PT% 4-9 44.4%
FT% 0-0 0%

2nd FG% 7-14 50.0%
3PT% 2-6 33.3%
FT% 5-6 83.3%

3rd FG% 5-17 29.4%
3PT% 1-6 16.7%
FT% 1-2 50%

4th FG% 3-11 27.3%
3PT% 0-4 0.0%
FT% 2-2 100%

OT FG% 19-53 35.8%
3PT% 7-25 28.0%
FT% 8-10 80.0%

Dead Ball Rebounds: 3, 1
Technical Fouls: NONE

Georgia Tech - 71

Record: 1-1

NO. Name	Min	FG	3P	FT	Rebounds	Fouls	TP	AS	TO	ST	Blocks	BS	BA	+	-
13 Lorela Cubaj	F 26:22	3-11	0-0	2-3	1 6 7	3 2	8	4	2	2	1	1	1	15	
22 Elizabeth Dixon	F 27:43	0-4	0-0	4-4	3 1 4	0 3	4	1	1	1	2	0	5		
5 Elizabeth Balogun	G 34:36	9-15	3-7	0-0	0 1 1	3 0	21	1	1	0	1	0	20		
33 Francesca Pan	G 36:06	6-14	3-7	2-2	1 2 3	2 2	17	3	0	4	0	1	20		
41 Kierra Fletcher	G 28:54	5-8	0-0	0-1	3 5 8	2 2	10	4	2	2	0	0	19		
44 Marlene Fortune	00:03	0-0	0-0	0-0	0 0 0	0 0	0	0	0	0	0	0	0		
2 D'asia Gregg	05:11	3-4	0-0	0-0	1 0 1	0 0	6	0	1	0	0	0	3		
22 Jasmine Carson	07:18	0-3	0-1	0-0	0 0 0	0 0	0	1	0	0	0	0	2		
00 Daijah Jefferson	03:54	0-1	0-0	0-0	0 0 0	0 0	1	0	0	0	0	0	0	-2	
4 Anne Françoise Diouf	09:23	0-3	0-0	0-0	1 0 1	0 0	0	0	2	0	0	0	0	-6	
12 Kondalia Montgomery	02:01	0-0	0-0	0-0	1 1 1	0 0	1	0	0	0	0	0	0	3	
31 Lotta-Maj Lahtinen	18:29	2-5	1-3	0-0	1 1 2	0 0	5	2	0	2	0	1	11		
Team					2 3 5		0		1						
Totals		28-68	7-18	8-10	13 20 33	12 8	71	17	10	11	4	3	18		

Technical Fouls: NONE

Shooting By Period
1st FG% 9-22 40.9%
3PT% 1-4 25.0%
FT% 2-4 50%

2nd FG% 5-13 38.5%
3PT% 2-3 66.7%
FT% 2-2 100%

3rd FG% 7-15 46.7%
3PT% 2-5 40.0%
FT% 2-2 100%

4th FG% 7-18 38.9%
3PT% 2-6 33.3%
FT% 2-2 100%

OT FG% 28-68 41.2%
3PT% 7-18 38.9%
FT% 8-10 80.0%

Dead Ball Rebounds: 2, 1
Technical Fouls: NONE

ASU	GaT
Biggest lead	3 (1st 8:22) 20 (4th 0:54)
Best Scoring Run	12 (2nd 0:44) 13 (4th 5:25)
Lead Changes	3
Times Tied	1
Time with Lead	01:26 36:26

Points from	ASU	GaT
Turnovers	7	21
Paint	16	30
Second Chance	11	16
Fast Breaks	14	12
Bench	13	11

Period by Period Scoring	ASU	GaT
1st	12	21
2nd	14	18
3rd	14	18
4th	18	71
TOT	58	53

3

Georgia Tech

Western Carolina

Nov. 14, 2018 | McCamish Pavilion (Atlanta, Ga.)

84
49

Official Basketball Box Score - Final
Western Carolina at Georgia Tech
11/14/18 McCamish Pavilion, Atlanta, Ga.
Georgia Tech vs. Western Carolina

Game Time: 7:00 PM
Game Duration: 1:54
Attendance: 730

Officials: Daryl Humphrey, Tara Cruse, Roy Jackson

Western Carolina - 49

Record: 1-3

NO. Name	Min	FG	3P	FT	Rebounds	Fouls	TP	AS	TO	ST	Blocks	BS	BA	+	-
44 Gabby Smith	F 20:26	0-1	0-0	2-2	2 0 2	1 2	2	0	1	0	0	0	0	-11	
14 Judith Martin Ruiz	G 30:26	1-5	1-3	0-0	2 1 3	2 2	3	4	4	1	0	0	0	-34	
20 Angel Allen	G 32:45	2-8	0-6	5-6	2 5 7	3 6	9	5	4	0	0	0	0	-30	
30 Jewel Smith	G 25:43	4-10	2-6	1-4	0 3 3	2 3	11	2	4	2	1	0	0	-22	
33 Tremble Mustes	G 23:16	3-8	0-0	0-0	2 2 4	0 4	6	0	4	1	0	1	0	-28	
21 Tessa Harris	21:32	3-12	3-9	0-0	0 3 3	2 0	9	0	1	0	0	0	0	-23	
3 Farasia Hodge	19:50	0-1	0-0	0-0	0 1 1	3 4	0	0	1	0	0	0	0	-13	

2018-19 BOX SCORES

5 Georgia Tech

George Washington
Nov. 22, 2018 | Hard Rock Hotel (Cancun, Mexico)

70
55

Official Basketball Box Score -- Game Totals -- Final Statistics
Georgia Tech vs GEORGE WASHINGTON
11/22/18 4 p.m. at Hard Rock Hotel Riviera Maya

Georgia Tech 70 • 4-1

#	Player	Total		3-Ptr		Rebounds					PF	TP	A	TO	Blk	Stl	Min
		FG-FGA	FT-FGA	FG-FGA	FT-FGA	Off	Def	Total									
13	Cubaj, Lorela	f	1-3	0-0	0-0	1	1	2	4	2	0	1	0	1	1	19	
22	Dixon, Elizabeth	f	5-5	0-0	2-3	5	2	7	5	12	0	2	1	1	1	21	
05	Balogun, Elizabeth	f	7-15	2-9	3-3	2	1	3	2	19	4	1	0	4	33		
33	Pan, Francesca	g	5-16	2-8	3-3	0	8	8	1	15	3	3	0	1	37		
41	Fletcher, Kierra	g	2-7	0-0	2-4	2	3	5	1	6	2	0	0	1	30		
00	Jefferson, Daijah	f	1-5	0-3	0-0	1	0	1	2	2	0	1	0	0	11		
02	Carson, Jasmine	f	0-0	0-0	0-0	0	0	0	0	0	0	0	0	0	1		
04	Diouf, Anne	f	1-2	0-0	0-0	1	1	2	2	2	0	0	0	0	12		
23	Gregg, D'asia	f	0-0	0-0	0-0	0	0	0	0	0	0	0	0	0	1		
24	Scott, Chanin	f	4-6	0-0	0-2	1	0	1	0	8	1	0	0	6	21		
31	Lahtinen, Lotta-Maj	f	2-5	0-0	0-0	1	2	3	0	4	0	3	0	0	14		
Team						2	3	5									
Totals			28-64	4-20	10-15	16	21	37	17	70	10	11	1	14	200		
1st - FG %:		4-14	28.6%	2nd: 12-18	66.7%	3rd: 7-16	43.8%	4th: 5-16	31.3%	Game: 28-64		43.8%	Deadball Rebounds				
3FG %:		1-4	25.0%	0-2	0.0%	2-6	33.3%	1-8	12.5%	4-20		20.0%					
FT %:		2-2	100.0%	3-4	75.0%	4-5	80.0%	2-3	66.7%								

GEORGE WASHINGTON 55 • 1-4

GEORGE WASHINGTON 35-14																
#	Player	Total		3-Ptr		Rebounds				PF	TP	A	TO	Blk	Stl	Min
		FG-FGA	FT-FGA	FG-FGA	FT-FGA	Off	Def	Total								
01	MAHONEY, Kelsi	f	3-11	2-9	1-2	3	1	4	4	9	0	3	0	1	33	
20	OVERCASH, Sarah	f	0-0	0-0	2-2	0	2	2	3	2	0	0	0	1	24	
30	LUMA, Neila	f	3-5	0-0	3-4	1	6	7	2	9	1	2	1	0	21	
03	SAVINO, Anna	g	2-4	2-4	0-0	0	1	1	1	6	1	1	0	1	31	
21	BAUTISTA, Mei-Lyn	f	6-16	5-12	1-2	0	1	1	1	18	6	5	0	3	35	
04	LEVY, Lexus	f	0-3	0-3	0-0	1	1	2	0	0	1	0	0	1	11	
05	LATIMER, Chyna	f	0-0	0-0	0-0	0	0	0	0	0	0	0	1	0	2	
12	GUMBS, Olivia	f	0-1	0-0	0-0	1	0	1	2	0	0	1	0	0	10	
22	LODER, Maddie	f	1-1	1-1	0-0	0	3	3	0	3	0	1	0	1	14	
24	MOKWUAH, Kayla	f	3-5	0-0	2-5	3	3	6	2	8	1	5	0	0	19	
Team						1	3	4				5				
Totals			18-46	10-29	9-15	10	21	31	15	55	12	23	2	8	200	
1st - FG %: 6-15 40.0% 2nd: 4-13 30.8% 3rd: 3-6 50.0% 4th: 3-12 25.0% 5th: 5-10 50.0% Game: 18-46 39.1% Deadball Rebounds																
3FG %: 3-8 37.5% 1-9 11.1% 1-2 0.0% 0-10 0.0% 10-29 34.5%																
FT %: 0-0 0.0% 6-10 60.0% 3-4 75.0%																

Officials: Nykasha Thompson, Brady Maxey, Nick Marshall
Technical fouls: Georgia Tech-None. GEORGE WASHINGTON-None.
Attendance: 300

Score by periods	1st	2nd	3rd	4th	Total
Georgia Tech	11	27	20	12	70
GEORGE WASHINGTON	15	9	13	18	55

6 Georgia Tech

Idaho State
Nov. 23, 2018 | Hard Rock Hotel (Cancun, Mexico)

74
51

Official Basketball Box Score -- Game Totals -- Final Statistics
IDAHO STATE vs Georgia Tech
11/23/18 6:30 p.m. at Hard Rock Hotel Riviera Maya

IDAHO STATE 51 • 2-4

		Total	3-Ptr	Rebounds											
#	Player	FG-FGA	FG-FGA	FT-FTA	Off	Def	Tot	PF	TP	A	TO	Blk	Stl	Min	
02	KENYON, Grace	f	2-6	0-3	3-4	0	0	0	4	7	4	1	1	0	33
11	TAPASA, Sai	f	4-9	0-0	4-4	2	6	8	2	12	2	2	0	1	27
03	GRANDON, Saylair	g	1-9	0-5	0-0	1	3	4	4	2	2	4	0	0	29
04	HINRICHS, Madison	f	5-13	1-7	0-0	1	0	1	4	11	0	4	0	0	33
12	BOURNE, Callie	g	0-3	0-2	2-4	2	5	7	4	2	2	4	0	1	37
01	BARRIENTOS, Nuria		0-0	0-0	0-0	0	0	0	0	0	0	0	0	0	0+
13	SMITH, Ellie		1-1	0-0	1-2	1	0	1	2	3	1	2	1	0	10
22	MOORE, Delaney		2-3	0-0	0-0	0	1	1	2	4	0	1	0	1	19
24	KADIC, Melisa		0-0	0-0	0-0	0	0	0	0	0	0	0	0	0	0+
25	OLTROGGE, Montana		3-5	3-4	1-2	1	0	1	3	10	0	0	0	0	12
Team						3	1	4				1			
Totals			18-49	4-21	11-16	11	16	27	25	51	11	19	3	7	200
1st - FG %:		5-13	38.5%	2nd: 3-11	27.3%	3rd: 4-8	50.0%	4th: 6-17	35.3%	Game: 18-49		36.7%	Deadball Rebounds		
3FG %:		0-4	0.0%	1-7	14.3%	1-2	50.0%	2-8	25.0%	4-21		19.0%			
FT %:		1-2	50.0%	0-0	0.0%	7-10	70.0%	3-4	75.0%	7-10		70.0%			

Georgia Tech 74 • 5-1

		Total		3-Ptr		Rebounds									
#	Player	FG-FGA	FT-FGA	FG-FGA	FT-FGA	Off	Def	PF	TP	A	TO	Blk	Stl	Min	
13	Cubaj, Lorela	f	0-1	0-0	0-0	1	1	2	3	0	2	0	1	0	12
22	Dixon, Elizabeth	f	8-8	0-0	2-3	6	3	9	3	18	3	3	0	0	30
05	Balogun, Elizabeth	g	0-4	0-1	1-2	2	2	3	1	1	0	1	2	1	16
33	Pan, Francesca	g	7-17	2-5	2-2	0	5	5	2	18	1	2	1	1	34
41	Fletcher, Kierra	g	1-6	0-0	4-4	0	2	2	2	6	0	1	1	0	26
00	Jefferson, Daijah		2-5	2-4	3-4	0	1	1	2	9	0	1	0	0	21
02	Carson, Jasmine		0-1	0-0	2-2	0	0	0	1	2	0	0	0	0	2
04	Diouf, Anne		0-2	0-0	4-4	2	4	6	3	4	0	3	0	1	16
24	Scott, Chanin		3-4	0-0	6-8	1	3	4	2	12	1	2	0	1	21
31	Lahtinen, Lotta-Maj		1-3	0-0	0-0	0	1	1	1	2	0	0	0	2	20
44	Fortune, Martine		1-1	0-0	0-0	0	1	1	0	2	0	0	1	0	2
Team						2	0	2	1						
Totals			23-52	4-10	24-29	13	23	36	23	74	8	12	4	8	200
1st - FG %:		7-18	38.9%	2nd - 5-14	35.7%	3rd - 5-8	62.5%	4th - 6-12	50.0%	Game:	23-62	44.8%	Deadball		
3FG %:		1-4	25.0%	1-3	33.3%	1-1	100.0%	1-2	50.0%		1-4	25.0%	Rebounds		
FT %:		1-2	50.0%	3-4	75.0%	14-16	87.5%	6-7	85.7%		24-29	82.8%			

Officials: Bill Lavarace, Marty Cook, Karleena Tobin
Technical fouls: IDAHO STATE-None. Georgia Tech-TEAM.
Attendance: 300

Score by periods	1st	2nd	3rd	4th	Total
IDAHO STATE	11	7	16	17	51
Georgia Tech	16	14	25	19	74

Last FG - ISU 4th-00:08, GT 4th-00:46.
Largest lead - ISU by 2 1st-08:57, GT by 25 4th-05:30.
ISU led for 01:28. GT led for 34:55. Game was tied for 03:37.

Points	In	Off	2nd	Fast
ISU	18	5	7	4
GT	30	23	14	6

Score tied - 3 times.
Lead changed - 4 times.

7 Maryland

Georgia Tech
Nov. 29, 2018 | XFINITY Center (College Park, Md.)

67
54

Official Basketball Box Score -- Final
Georgia Tech at Maryland
11/29/18 XFINITY Center, College Park, MD
2018-19 Women's Basketball

Game Time: 6:30 PM
Game Duration: 1:54
Attendance: 4,108

Georgia Tech - 54

Record: 5-2

NO.	Name	Min	FG		3P		FT		Rebounds		Fouls		TP	AS	TO	ST	Blocks		BA	+/-	Shooting By Period																																																																																																																																																																																																																																																																																																																																																																																																																																																																																																																																																																																																																																																																																																																																																																																																																																																																																																																																																																																																																																																						
			M-A	MA	M-A	MA	OR	DR	FF	FD	FF	FD					BS	BS			1st	FG	3P	FT	2nd	FG	3P	FT	3rd	FG	3P	FT	4th	FG	3P	FT	GM	FG	3P	FT																																																																																																																																																																																																																																																																																																																																																																																																																																																																																																																																																																																																																																																																																																																																																																																																																																																																																																																																																																																																																																			
13	Lorela Cubaj	F 23:31	4-7	0-0	0-2	0	6	6	4	3	8	3	4	2	0	0	0	0	0	-2	1st <td>FG</td> <td>3P</td> <td>FT</td> <td>2nd<td>FG</td><td>3P</td><td>FT</td><td>3rd<td>FG</td><td>3P</td><td>FT</td><td>4th<td>FG</td><td>3P</td><td>FT</td><td>GM<td>FG</td><td>3P</td><td>FT</td></td></td></td></td>	FG	3P	FT	2nd <td>FG</td> <td>3P</td> <td>FT</td> <td>3rd<td>FG</td><td>3P</td><td>FT</td><td>4th<td>FG</td><td>3P</td><td>FT</td><td>GM<td>FG</td><td>3P</td><td>FT</td></td></td></td>	FG	3P	FT	3rd <td>FG</td> <td>3P</td> <td>FT</td> <td>4th<td>FG</td><td>3P</td><td>FT</td><td>GM<td>FG</td><td>3P</td><td>FT</td></td></td>	FG	3P	FT	4th <td>FG</td> <td>3P</td> <td>FT</td> <td>GM<td>FG</td><td>3P</td><td>FT</td></td>	FG	3P	FT	GM <td>FG</td> <td>3P</td> <td>FT</td>	FG	3P	FT																																																																																																																																																																																																																																																																																																																																																																																																																																																																																																																																																																																																																																																																																																																																																																																																																																																																																																																																																																																																																																			
22	Elizabeth Dixon	F 15:54	1-2	0-0	0-0	0	2	2	3	1	2	0	1	0	0	0	0	0	-17	1st <td>FG</td> <td>3P</td> <td>FT</td> <td>2nd<td>FG</td><td>3P</td><td>FT</td><td>3rd<td>FG</td><td>3P</td><td>FT</td><td>4th<td>FG</td><td>3P</td><td>FT</td><td>GM<td>FG</td><td>3P</td><td>FT</td></td></td></td></td>	FG	3P	FT	2nd <td>FG</td> <td>3P</td> <td>FT</td> <td>3rd<td>FG</td><td>3P</td><td>FT</td><td>4th<td>FG</td><td>3P</td><td>FT</td><td>GM<td>FG</td><td>3P</td><td>FT</td></td></td></td>	FG	3P	FT	3rd <td>FG</td> <td>3P</td> <td>FT</td> <td>4th<td>FG</td><td>3P</td><td>FT</td><td>GM<td>FG</td><td>3P</td><td>FT</td></td></td>	FG	3P	FT	4th <td>FG</td> <td>3P</td> <td>FT</td> <td>GM<td>FG</td><td>3P</td><td>FT</td></td>	FG	3P	FT	GM <td>FG</td> <td>3P</td> <td>FT</td>	FG	3P	FT																																																																																																																																																																																																																																																																																																																																																																																																																																																																																																																																																																																																																																																																																																																																																																																																																																																																																																																																																																																																																																				
5	Elizabeth Balogun	G 38:10	1-1	3-5	0-0	1	2	3	1	2	13	1	0	1	0	1	0	-8	2nd <td>FG</td> <td>3P</td> <td>FT</td> <td>2nd<td>FG</td><td>3P</td><td>FT</td><td>3rd<td>FG</td><td>3P</td><td>FT</td><td>4th<td>FG</td><td>3P</td><td>FT</td><td>GM<td>FG</td><td>3P</td><td>FT</td></td></td></td></td>	FG	3P	FT	2nd <td>FG</td> <td>3P</td> <td>FT</td> <td>3rd<td>FG</td><td>3P</td><td>FT</td><td>4th<td>FG</td><td>3P</td><td>FT</td><td>GM<td>FG</td><td>3P</td><td>FT</td></td></td></td>	FG	3P	FT	3rd <td>FG</td> <td>3P</td> <td>FT</td> <td>4th<td>FG</td><td>3P</td><td>FT</td><td>GM<td>FG</td><td>3P</td><td>FT</td></td></td>	FG	3P	FT	4th <td>FG</td> <td>3P</td> <td>FT</td> <td>GM<td>FG</td><td>3P</td><td>FT</td></td>	FG	3P	FT	GM <td>FG</td> <td>3P</td> <td>FT</td>	FG	3P	FT																																																																																																																																																																																																																																																																																																																																																																																																																																																																																																																																																																																																																																																																																																																																																																																																																																																																																																																																																																																																																																					
3	Francesca Pan	G 32:16	3-14	3-9	0-0	5	5	3	10	9	0	3	3	1	2	10	-10	3rd <td>FG</td> <td>3P</td> <td>FT</td> <td>3rd<td>FG</td><td>3P</td><td>FT</td><td>4th<td>FG</td><td>3P</td><td>FT</td><td>GM<td>FG</td><td>3P</td><td>FT</td><td>GM<td>FG</td><td>3P</td><td>FT</td></td></td></td></td>	FG	3P	FT	3rd <td>FG</td> <td>3P</td> <td>FT</td> <td>4th<td>FG</td><td>3P</td><td>FT</td><td>GM<td>FG</td><td>3P</td><td>FT</td><td>GM<td>FG</td><td>3P</td><td>FT</td></td></td></td>	FG	3P	FT	4th <td>FG</td> <td>3P</td> <td>FT</td> <td>GM<td>FG</td><td>3P</td><td>FT</td><td>GM<td>FG</td><td>3P</td><td>FT</td></td></td>	FG	3P	FT	GM <td>FG</td> <td>3P</td> <td>FT</td> <td>GM<td>FG</td><td>3P</td><td>FT</td></td>	FG	3P	FT	GM <td>FG</td> <td>3P</td> <td>FT</td>	FG	3P	FT																																																																																																																																																																																																																																																																																																																																																																																																																																																																																																																																																																																																																																																																																																																																																																																																																																																																																																																																																																																																																																						
41	Kiera Fletcher	G 35:25	5-9	0-0	4-4	0	1	1	4	2	14	0	3	3	1	1	10	-10	3rd <td>FG</td> <td>3P</td> <td>FT</td> <td>3rd<td>FG</td><td>3P</td><td>FT</td><td>4th<td>FG</td><td>3P</td><td>FT</td><td>GM<td>FG</td><td>3P</td><td>FT</td><td>GM<td>FG</td><td>3P</td><td>FT</td></td></td></td></td>	FG	3P	FT	3rd <td>FG</td> <td>3P</td> <td>FT</td> <td>4th<td>FG</td><td>3P</td><td>FT</td><td>GM<td>FG</td><td>3P</td><td>FT</td><td>GM<td>FG</td><td>3P</td><td>FT</td></td></td></td>	FG	3P	FT	4th <td>FG</td> <td>3P</td> <td>FT</td> <td>GM<td>FG</td><td>3P</td><td>FT</td><td>GM<td>FG</td><td>3P</td><td>FT</td></td></td>	FG	3P	FT	GM <td>FG</td> <td>3P</td> <td>FT</td> <td>GM<td>FG</td><td>3P</td><td>FT</td></td>	FG	3P	FT	GM <td>FG</td> <td>3P</td> <td>FT</td>	FG	3P	FT																																																																																																																																																																																																																																																																																																																																																																																																																																																																																																																																																																																																																																																																																																																																																																																																																																																																																																																																																																																																																																					
24	Channin Scott	G 06:19	0-3	0-1	0-0	0	0	0	0	0	0	0	1	0	0	0	-11	3rd <td>FG</td> <td>3P</td> <td>FT</td> <td>3rd<td>FG</td><td>3P</td><td>FT</td><td>4th<td>FG</td><td>3P</td><td>FT</td><td>GM<td>FG</td><td>3P</td><td>FT</td><td>GM<td>FG</td><td>3P</td><td>FT</td></td></td></td></td>	FG	3P	FT	3rd <td>FG</td> <td>3P</td> <td>FT</td> <td>4th<td>FG</td><td>3P</td><td>FT</td><td>GM<td>FG</td><td>3P</td><td>FT</td><td>GM<td>FG</td><td>3P</td><td>FT</td></td></td></td>	FG	3P	FT	4th <td>FG</td> <td>3P</td> <td>FT</td> <td>GM<td>FG</td><td>3P</td><td>FT</td><td>GM<td>FG</td><td>3P</td><td>FT</td></td></td>	FG	3P	FT	GM <td>FG</td> <td>3P</td> <td>FT</td> <td>GM<td>FG</td><td>3P</td><td>FT</td></td>	FG	3P	FT	GM <td>FG</td> <td>3P</td> <td>FT</td>	FG	3P	FT																																																																																																																																																																																																																																																																																																																																																																																																																																																																																																																																																																																																																																																																																																																																																																																																																																																																																																																																																																																																																																						
4	Amye Farnsworth Dlouf	G 04:04	0-0	0-0	0-0	0	0	0	0	0	0	0	0	0	0	0	-11	3rd <td>FG</td> <td>3P</td> <td>FT</td> <td>3rd<td>FG</td><td>3P</td><td>FT</td><td>4th<td>FG</td><td>3P</td><td>FT</td><td>GM<td>FG</td><td>3P</td><td>FT</td><td>GM<td>FG</td><td>3P</td><td>FT</td></td></td></td></td>	FG	3P	FT	3rd <td>FG</td> <td>3P</td> <td>FT</td> <td>4th<td>FG</td><td>3P</td><td>FT</td><td>GM<td>FG</td><td>3P</td><td>FT</td><td>GM<td>FG</td><td>3P</td><td>FT</td></td></td></td>	FG	3P	FT	4th <td>FG</td> <td>3P</td> <td>FT</td> <td>GM<td>FG</td><td>3P</td><td>FT</td><td>GM<td>FG</td><td>3P</td><td>FT</td></td></td>	FG	3P	FT	GM <td>FG</td> <td>3P</td> <td>FT</td> <td>GM<td>FG</td><td>3P</td><td>FT</td></td>	FG	3P	FT	GM <td>FG</td> <td>3P</td> <td>FT</td>	FG	3P	FT																																																																																																																																																																																																																																																																																																																																																																																																																																																																																																																																																																																																																																																																																																																																																																																																																																																																																																																																																																																																																																						
00	Daljah Jefferson	G 05:56	0-1	0-0	0-0	0	0	0	0	0	0	0	0	1	0	0	-7	3rd <td>FG</td> <td>3P</td> <td>FT</td> <td>3rd<td>FG</td><td>3P</td><td>FT</td><td>4th<td>FG</td><td>3P</td><td>FT</td><td>GM<td>FG</td><td>3P</td><td>FT</td><td>GM<td>FG</td><td>3P</td><td>FT</td></td></td></td></td>	FG	3P	FT	3rd <td>FG</td> <td>3P</td> <td>FT</td> <td>4th<td>FG</td><td>3P</td><td>FT</td><td>GM<td>FG</td><td>3P</td><td>FT</td><td>GM<td>FG</td><td>3P</td><td>FT</td></td></td></td>	FG	3P	FT	4th <td>FG</td> <td>3P</td> <td>FT</td> <td>GM<td>FG</td><td>3P</td><td>FT</td><td>GM<td>FG</td><td>3P</td><td>FT</td></td></td>	FG	3P	FT	GM <td>FG</td> <td>3P</td> <td>FT</td> <td>GM<td>FG</td><td>3P</td><td>FT</td></td>	FG	3P	FT	GM <td>FG</td> <td>3P</td> <td>FT</td>	FG	3P	FT																																																																																																																																																																																																																																																																																																																																																																																																																																																																																																																																																																																																																																																																																																																																																																																																																																																																																																																																																																																																																																						
2	D'asia Jergon	G 04:28	0-2	0-0	0-0	0	1	1	0	0	0	0	0	0	0	0	3	4th <td>FG</td> <td>3P</td> <td>FT</td> <td>3rd<td>FG</td><td>3P</td><td>FT</td><td>4th<td>FG</td><td>3P</td><td>FT</td><td>GM<td>FG</td><td>3P</td><td>FT</td><td>GM<td>FG</td><td>3P</td><td>FT</td></td></td></td></td>	FG	3P	FT	3rd <td>FG</td> <td>3P</td> <td>FT</td> <td>4th<td>FG</td><td>3P</td><td>FT</td><td>GM<td>FG</td><td>3P</td><td>FT</td><td>GM<td>FG</td><td>3P</td><td>FT</td></td></td></td>	FG	3P	FT	4th <td>FG</td> <td>3P</td> <td>FT</td> <td>GM<td>FG</td><td>3P</td><td>FT</td><td>GM<td>FG</td><td>3P</td><td>FT</td></td></td>	FG	3P	FT	GM <td>FG</td> <td>3P</td> <td>FT</td> <td>GM<td>FG</td><td>3P</td><td>FT</td></td>	FG	3P	FT	GM <td>FG</td> <td>3P</td> <td>FT</td>	FG	3P	FT																																																																																																																																																																																																																																																																																																																																																																																																																																																																																																																																																																																																																																																																																																																																																																																																																																																																																																																																																																																																																																						
3	Lotta-Maj Lahtinen	G 27:49	4-8	0-0	0-0	2	2	2	2	1	8	4	1	6	0	2	-3	4th <td>FG</td> <td>3P</td> <td>FT</td> <td>3rd<td>FG</td><td>3P</td><td>FT</td><td>4th<td>FG</td><td>3P</td><td>FT</td><td>GM<td>FG</td><td>3P</td><td>FT</td><td>GM<td>FG</td><td>3P</td><td>FT</td></td></td></td></td>	FG	3P	FT	3rd <td>FG</td> <td>3P</td> <td>FT</td> <td>4th<td>FG</td><td>3P</td><td>FT</td><td>GM<td>FG</td><td>3P</td><td>FT</td><td>GM<td>FG</td><td>3P</td><td>FT</td></td></td></td>	FG	3P	FT	4th <td>FG</td> <td>3P</td> <td>FT</td> <td>GM<td>FG</td><td>3P</td><td>FT</td><td>GM<td>FG</td><td>3P</td><td>FT</td></td></td>	FG	3P	FT	GM <td>FG</td> <td>3P</td> <td>FT</td> <td>GM<td>FG</td><td>3P</td><td>FT</td></td>	FG	3P	FT	GM <td>FG</td> <td>3P</td> <td>FT</td>	FG	3P	FT																																																																																																																																																																																																																																																																																																																																																																																																																																																																																																																																																																																																																																																																																																																																																																																																																																																																																																																																																																																																																																						
Team							3		3		6		0																																																																																																																																																																																																																																																																																																																																																																																																																																																																																																																																																																																																																																																																																																																																																																																																																																																																																																																																																																																																																																																														
Totals			22-58		6-15		4-6		4		22		26		17		9		54		8		15		14		3		5		-13																																																																																																																																																																																																																																																																																																																																																																																																																																																																																																																																																																																																																																																																																																																																																																																																																																																																																																																																																																																																																																												
																					Technical Fouls: NONE																																																																																																																																																																																																																																																																																																																																																																																																																																																																																																																																																																																																																																																																																																																																																																																																																																																																																																																																																																																																																																																						

2018-19 BOX SCORES

9 Georgia Tech

Alabama State

Dec. 5, 2018 | McCamish Pavilion (Atlanta, Ga.)

69
42

Official Basketball Box Score - Final
Alabama State at Georgia Tech
12/05/18 McCamish Pavilion, Atlanta, Ga.
Georgia Tech vs. Alabama State

Game Time: 7:00 PM
Game Duration: 1:57
Attendance: 800

Officials: Maj Forsberg, Jules Gallen, Michael Johnson

Alabama State - 42

Record: 1-6

NO.	Name	Min	FG	3P	FT	Rebounds	Fouls	TP	AS	TO	ST	Blocks	+	-
			M-A	M-A	M-A	OR DR TOT	PF	FD				BS	BA	
0	Ayana Emmanuel	F 25:28	3-12	1-4	0-0	1 1 2	4	0	7	0	4	1	0	3
21	Shmya Ward	F 33:27	3-7	0-0	4-12	3 12 15	2	7	10	1	6	1	5	0
54	Tatiana Calhoun	C 11:55	1-2	0-0	0-0	1 1 1	1	0	2	0	0	0	0	-12
3	Jayla Crawford	G 17:48	2-5	1-1	0-0	0 0 1	1	1	5	1	4	0	1	-12
10	Courtney Lee	G 21:14	2-3	0-1	1-1	0 2 2	4	3	5	1	3	1	0	-5
23	Arletha Gipson	G 09:58	0-1	0-1	0-0	0 1 1	1	0	0	0	3	0	0	-16
1	Tyeshia Rudolph	23:05	1-5	0-1	2-2	1 3 4	1	3	4	1	0	1	0	-22
22	Taylor Akerson	11:28	1-7	0-2	1-2	0 0 0	0	1	3	1	0	0	0	-12
15	Kaeani Berry	15:41	1-2	0-0	3-4	1 2 3	3	3	5	0	0	1	0	-5
2	Armani Smith	11:06	0-0	0-0	1-2	1 2 3	2	2	1	2	1	0	0	-5
12	Kayana Howard	01:19	0-0	0-0	0-0	0 0 0	0	0	0	0	0	0	0	4
20	Destiny Ramos	17:31	0-3	0-2	0-0	0 1 1	1	0	0	1	0	0	0	-25
Team						4 1 5			0	4				
Totals			14-47	2-12	12-23	12 26 38	19	20	42	7	26	5	6	7

Technical Fouls: NONE

Dead Ball Rebounds: 5, 1

Shooting By Period

1st FG% 4-16 25.0%

3PT% 1-4 25.0%

FT% 0-0 0%

2nd FG% 3-9 33.3%

3PT% 1-2 50.0%

FT% 3-6 50%

3rd FG% 4-10 40.0%

3PT% 0-3 0.0%

FT% 5-6 83.3%

4th FG% 3-12 25.0%

3PT% 0-3 0.0%

FT% 4-11 36.4%

GM FG% 14-47 29.8%

3PT% 2-12 16.7%

FT% 12-23 52.2%

Dead Ball Rebounds: 5, 1

Georgia Tech - 69

Record: 7-2

NO.	Name	Min	FG	3P	FT	Rebounds	Fouls	TP	AS	TO	ST	Blocks	+	-
			M-A	M-A	M-A	OR DR TOT	PF	FD				BS	BA	
13	Lorela Cubaj	F 19:12	5-8	0-0	0-0	1 0 1	3	1	10	2	3	0	2	1
22	Elizabeth Dixon	F 23:24	2-7	0-0	3-8	3 4 7	1	5	7	1	0	4	2	1
5	Elizabeth Balogun	G 27:49	8-17	1-5	1-2	4 2 6	1	1	18	5	1	4	1	0
33	Francesca Pan	G 20:27	4-12	3-7	0-0	1 5 6	4	0	11	2	0	1	0	0
41	Kierra Fletcher	G 18:01	0-3	0-0	0-0	2 4 6	0	0	4	1	1	0	0	0
24	Channin Scott	17:23	6-9	0-0	2-3	1 1 2	1	2	10	2	0	2	0	1
31	Lotta-Maj Lahtinen	16:57	2-5	1-4	0-0	1 1 2	4	2	5	3	0	3	0	2
2	Jasmine Carson	07:25	0-4	0-3	0-0	0 0 0	0	1	0	0	0	0	0	-7
4	Anne Françoise Diouf	15:04	0-0	0-0	2-4	5 7 2	2	2	0	2	0	2	0	-3
23	D'asia Gregg	10:01	0-2	0-0	2-4	2 3 1	1	3	2	1	3	0	1	6
00	Dajiah Jefferson	15:00	0-6	0-5	0-0	1 2 3	1	1	0	0	0	0	0	1
44	Marlene Fortune	04:15	0-1	0-0	0-0	1 1 2	1	1	0	0	1	0	0	-6
12	Kondalia Montgomery	03:02	0-0	0-0	0-0	0 1 1	1	0	0	0	0	0	0	-5
Team						7 0 7			0	0				
Totals			27-77	5-24	10-21	26 27 53	20	19	69	17	11	15	7	6

Technical Fouls: NONE

Dead Ball Rebounds: 8, 0

Shooting By Period

1st FG% 4-17 23.5%

3PT% 1-4 25.0%

FT% 8-15 53.3%

2nd FG% 10-22 45.5%

3PT% 2-6 33.3%

FT% 0-0 0%

3rd FG% 10-21 47.6%

3PT% 1-5 20.0%

FT% 1-4 25%

4th FG% 3-17 17.6%

3PT% 1-9 11.1%

FT% 1-2 50%

GM FG% 27-77 35.1%

3PT% 5-24 20.8%

FT% 10-21 47.6%

Dead Ball Rebounds: 8, 0

ASU

GaT

Biggest lead

2 (1st 9:28)

34 (4th 4:27)

Best Scoring Run

7 (4th 0:19)

9 (2nd 7:27)

Lead Changes

1

Times Tied

1

Time with Lead

01:01

37:47

Points from

ASU

GaT

Turnovers

2

30

Paint

24

40

Second Chance

5

20

Fast Breaks

4

24

Bench

13

23

Period by Period Scoring

1st

2nd

3rd

4th

TOT

ASU

9

10

13

10

42

GaT

17

22

22

8

69

11 Georgia Tech

Seton Hall

Dec. 20, 2018 | Rubin Arena (West Palm Beach, Fla.)

84
73

Official Basketball Box Score -- Game Totals -- Final Statistics
Seton Hall vs Georgia Tech
12/20/18 12:15 pm at Rubin Arena (West Palm Beach, Fla.)

Seton Hall 73 • 7-3

##	Player	Total	3-Ptr	Rebounds	Fouls	TP	A	TO	Blk	Stl	Min
		FG-FGA	FG-FGA	FT-FTA	Off Def Tot	PF					
24	Shadeen Samuels	f 6-13	0-2	4-7	3 4 7	1	16	1	1	0	32
34	Selena Philox	f 3-7	0-0	0-0	5 4 9	4	6	3	3	0	23
03	Victoria Cardaci	g 1-4	1-3	0-0	1 2 3	0	3	1	0	0	21
05	Inja Butina	g 7-13	4-6	3-3	0 1 1	1	21	2	5	0	4
21	Nicole Jimenez	g 4-15	3-11	1-1	0 3 3	3	12	4	1	0	37
02	Kaela Hilaire	g 3-3	1-1	0-0	0 0 0	4	7	5	0	0	25
02	Danielle Robinson	0-0	0-0	0-0	0 0 0	0	0	0	0	0	3
15	Femi Funeus	2-9	0-0	2-7	2 0 2	2	6	0	3	0	16
20	Kimi Evans	0-2	0-0	0-0	0 1 1	2	0	1	0	0	5
22	Whitney Howell	1-1	0-0	0-0	0 0 0	0	2	0	0	0	1
Team					3 5 8						
Totals		27-67	9-23	10-18	14 20 34	17	73	16	14	0	11

1st FG %: 5-18 27.8% 2nd 8-16 50.0% 3rd 8-13 61.5% 4th 6-20 30.0% Game: 27-67 40.3% Deadball Rebounds 4
3FG %: 4-9 44.4% 2-4 50.0% 1-3 33.3% 2-2 100.0% 9-23 38.1% 10-18 55.6%
FT %: 1-3 33.3% 0-0 0.0% 5-8 62.5% 2-7 28.6% 10-18 55.6%

Georgia Tech 84 • 9-2

##	Player	Total	3-Ptr	Rebounds	Fouls	TP	A	TO	Blk	Stl	Min
		FG-FGA	FG-FGA	FT-FTA	Off Def Tot	PF					
13	Cubaj, Lorela	f 3-8	0-1	0-0	2 6 8	2	6	2	4	1	34
22	Dixon, Elizabeth	f 5-7	0-0	3-5	4 3 7	3	13	0	0	1	19
05	Balogun, Elizabeth	g 12-21	3-7	3-3	3 3 6	3	30	2	1	4	2
33	Pan, Francesca	g 4-10	2-5	0-0	1 3 4	5	10	1	4	0	30
41	Fletcher, Kierra	g 3-8	0-0	5-6	3 11 14	3	11	5	4	2	34
23	Gregg, D'asia	3-5	2-2	0-0	1 0 1	0	6	0	0	0	6
24	Scott, Channin	3-6	0-0	0-0	3 2 5	2	6	2	2	0	28
31	Lahtinen, Lotta-Maj	1-3	0-0	0-0	0 0 0	3	2	3	2	0	11
Team					0 2 2						
Totals		33-68	7-15	11-14	17 30 47	21	84	15	17	8	200

1st FG %: 10-17 58.8% 2nd 7-17 41.2% 3rd 7-18 38.9% 4th 9-16 56.3% Game: 33-68 48.5% Deadball Rebounds 1
3FG %: 3-5 60.0% 3-5 60.0% 1-2 50.0% 0-3 0.0% 7-15 46.7% 11-14 78.6%
FT %: 1-1 100.0% 0-0 0.0% 5-8 62.5% 2-7 28.6% 10-18 55.6%

Officials: Brandon Appel, Maggie Tieman, Ed Sidasky
Technical fouls: Seton Hall-None. Georgia Tech-None.
Attendance: 123
2018-19 Women's Basketball. Round: 0. Georgia Tech vs Seton Hall. Played at .

Score by periods	1st	2nd	3rd	4th	Total
Seton Hall	15	20	22	16	73
Georgia Tech	24	17	20	23	84

Last FG - SHU 4th-00:17, GT 4th-01:14.
Largest lead - SHU by 3 1st-09:32, GT by 19 2nd-04:50.
SHU led for 00:19, GT led for 38:17. Game was tied for 01:24.

Points In Off 2nd Fast
Paint T/O Chance Break Bench
SHU 32 14 9 4 15
GT 40 13 20 5 14

Score tied - 1 time.
Lead changed - 1 time.

10 Georgia Tech

Kennesaw State

Dec. 16, 2018 | McCamish Pavilion (Atlanta, Ga.)

60
35

Official Basketball Box Score - Final
Kennesaw State at Georgia Tech
12/16/18 McCamish Pavilion, Atlanta, Ga.
Georgia Tech vs. Kennesaw State

Game Time: 4:00 PM
Game Duration: 1:48
Attendance: 1,014

Officials: Bruce Morris, Linda Mies, Nic Cappel

Kennesaw State - 35

Record: 3-8

														Shooting By Period				
NO.	Name	Min	FG	3P	FT	Rebounds	Fouls	TP	AS	TO	ST	Blocks	BA	+/−				
			M-A	M-A	M-A	OR DR TOT	PF	FD				BS	BA					
10	Alexis Poole	F 30:18	1-8	0-0	0-0	3 4 7	1	0	2	2	7	2	0	3				
12	Alexandra Landby	F 23:44	0-2	0-0	0-0	2 3 5	4	1	0	0	4	1	1	0				
14	Sinima Avram	C 27:53	0-2	0-0	1-2	3 5 8	2	1	1	0	2	3	0	0				
0	Amari Johnson	G 40:00	4-17	1-6	0-0	1 1 2	2	1	9	0	5	1	0	3				
2	Kamayah Street	G 40:00	4-16	1-3	7-7	0 3 3	2	6	2	2	4	5	0	−25				
21	Breanna Hoover	03:31	0-1	0-1	0 0 0	0 0 0	0	0	0	0	0	0	0	−3				
44	Peyton Lewis	01:55	0-2	0-2	0 0 0	1 0 1	1	1	0	0	0	0	0	−5				
3	Lexi Mann	02:45	0-1	0-0	0 0 0	0 0 0	1	3	0	0	0	0	0	2				
33	Carolina Giannola	21:14	1-7	0-0	1-2	8 3 11	2	3	0	2	1	0	0	−11				
11	Kate Head	08:40	0-1	0-0	0 0 0	0 0 0	1	1	0	1	0	0	0	−3				
Team						3 3 6	0	0	1	0	0	0	0	−7				
Totals			12-57	2-12	9-11	21	20	40	14	14	35	6	26	13	7			
Technical Fouls: NONE																		
Day 6 Rebounds: 3-2																		
Day 6 Points: 12-21																		
Day 6 Fouls: 12-16																		
Day 6 Blocks: 1-1																		
Day 6 +/-: 81-66																		

2018-19 BOX SCORES

13 Georgia Tech Wofford

Dec. 30, 2018 | McCamish Pavilion (Atlanta, Ga.)



Official Basketball Box Score - Final
Wofford at Georgia Tech
12/30/19 McCamish Pavilion, Atlanta, Ga.
Georgia Tech vs. Wofford

Game Time: 2:00 PM
Game Duration: 1:47
Attendance: 1,165

Officials: Joseph Vazilly, Michael Dzouto, Mark Berger

Wofford - 40

Record: 7-7

NO. Name	Min	FG	3P	FT	Rebounds	Fouls	TP	AS	TO	ST	Blocks	BS	BA	+	-
12 Jamari McDavid	F 22:59	4-6	0-0	0-0	2 1 3	3 1	8	0	0	0	0	0	0	-29	
33 Marissa Bayer	F 22:05	1-4	0-0	0-0	1 1 2	4 1	2	0	0	1	1	1	1	-33	
1 Chloé Waniuk	G 28:55	3-14	1-8	0-0	0 2 2	3 0	7	1	2	0	0	0	0	-29	
10 Cairo Booker	G 21:11	0-6	0-2	3-4	1 0 1	4 6	3	1	6	2	0	1	1	-22	
35 Da'Ja Green	G 23:55	1-8	0-2	1-6	0 2 2	0 7	3	5	5	1	0	1	0	-28	
25 Jamie Grob	03:39	0-0	0-0	0-0	0 0 0	0 0	0	0	0	0	0	0	0	0	
2 Niyah Lutz	21:31	3-9	0-1	0-0	2 5 7	2 1	6	2	3	0	0	2	0	-19	
30 Jackie Carman	24:28	1-8	1-6	0-0	2 2 4	2 2	3	1	4	2	0	0	0	-25	
11 MaryMartha Turner	17:01	1-2	0-0	0-0	1 1 2	2 0	2	1	2	0	1	0	0	-12	
21 Alexis Tomlin	14:16	2-3	0-0	2-4	3 0 3	0 2	6	0	0	1	0	0	0	-9	
Team					0 2 2		0								
Totals		16-60	2-19	6-14	12 16 28	20 29	40	11	24	7	2	5	4	-41	

Technical Fouls: NONE

Dead Ball Rebounds: 5, 6

Georgia Tech - 81

Record: 10-3

NO. Name	Min	FG	3P	FT	Rebounds	Fouls	TP	AS	TO	ST	Blocks	BS	BA	+	-
13 Lorela Cubaj	F 28:10	6-9	1-1	0-0	5 7 12	3 1	13	5	1	1	2	0	0	41	
22 Elizabeth Dixon	F 14:52	4-9	0-0	2-5	0 2 2	5 3	10	2	4	1	0	0	0	22	
5 Elizabeth Balogun	G 31:46	10-16	1-4	3-4	3 5 8	2 5	24	1	4	2	1	0	0	40	
33 Francesca Pan	G 26:16	1-9	1-8	4-6	1 3 4	0 3	7	1	1	1	2	0	0	31	
41 Kierra Fletcher	G 24:46	4-6	0-0	1-2	2 4 6	3 1	9	2	1	2	0	0	0	39	
00 Daijah Jefferson	G 16:51	1-4	1-3	0-0	2 0 2	0 0	3	1	3	0	0	1	1	9	
24 Chanin Scott	15:37	1-7	0-0	0-0	4 5 9	2 1	2	4	3	1	0	0	0	18	
23 D'Asia Gregg	09:40	3-4	2-3	0-0	0 1 1	1 1	8	0	0	0	0	0	0	6	
31 Lotta-Maj Lahtinen	13:39	1-2	0-0	1-2	3 1 4	2 4	3	3	3	2	0	0	0	7	
4 Anne Françoise Diouf	09:48	1-3	0-0	0-0	1 5 6	1 1	2	1	1	0	0	0	0	2	
2 Jasmine Carson	05:52	0-3	0-2	0-0	0 0 0	0 0	0	0	0	0	0	0	0	-1	
12 Kondalia Montgomery	01:35	0-0	0-0	0-0	0 0 0	1 0	0	0	0	0	0	0	0	-5	
44 Martine Fortune	01:08	0-1	0-0	0-0	0 0 0	0 0	0	0	0	0	0	0	0	-4	
Team					2 2 4		0								
Totals		32-73	6-19	11-19	23 35 58	20 20	81	20	22	10	5	2	4	-21	

Technical Fouls: NONE

Dead Ball Rebounds: 4, 0

Biggest lead	WOF 0 (1st 10:00) 46 (4th 2:24)
Best Scoring Run	5 (2nd 1:36) 19 (1st 1:55)
Lead Changes	0
Times Tied	0
Time with Lead	00:00 39:22

Points from Turnovers	WOF 11 14
Paint	WOF 18 38
Second Chance	WOF 3 24
Fast Breaks	WOF 7 13
Bench	WOF 17 18

Period by Period Scoring	WOF 2 14 12 12 40
1st 2nd 3rd 4th TOT	WOF 2 14 12 12 40
1st 2nd 3rd 4th TOT	GT 19 24 21 17 81

14 Georgia Tech Boston College

Jan. 3, 2019 | Conte Forum (Chestnut Hill, Mass.)

Official Basketball Box Score -- Game Totals -- Final Statistics
Georgia Tech vs Boston College
01/03/19 7:00 pm at Conte Forum (Chestnut Hill, Mass.)

Georgia Tech 81 • 11-3

##	Player		Total	3-Ptr	Rebounds							Min			
			FG-FGA	FT-FTA	Off	Def	Tot	PF	TP	A	TO		Blk	Stl	
13	Cubaj, Lorela	f	3-9	0-0	2-2	4	2	6	4	8	4	1	1	0	21
22	Dixon, Elizabeth	f	4-9	0-0	4-6	6	4	10	3	12	0	3	0	0	23
05	Balogun, Elizabeth	g	7-14	2-3	2-4	5	12	17	0	18	1	1	0	1	35
33	Pan, Francesca	g	4-10	1-5	1-2	0	3	3	2	10	2	2	0	1	30
41	Fletcher, Kierra	g	5-12	0-0	8-8	2	3	5	2	18	0	4	0	0	24
00	Jefferson, Daijah		0-0	0-0	0-0	0	0	0	0	0	0	0	0	0	2
04	Diouf, Anne		0-0	0-0	0-0	1	1	2	1	0	0	1	0	0	6
23	Gregg, D'asia		1-1	0-0	0-0	0	1	1	2	2	0	2	0	1	7
24	Scott, Chanin		3-8	0-0	0-0	4	3	7	2	6	1	5	0	0	27
31	Lahtinen, Lotta-Maj		2-6	1-1	2-2	0	1	1	2	7	1	2	0	3	25
	Team					1	2	3							
	Totals		29-69	4-9	19-24	23	32	55	18	81	9	21	1	6	200

1st - FG %:	10-19 52.6%	2nd - 6-15 40.0%	3rd - 7-17 41.2%	4th - 6-18 33.3%	Game:	29-69 42.0%	Deadball
3FG %:	1-2 50.0%	0-1 0.0%	1-3 33.3%	2-3 66.7%		4-9 44.4%	Rebounds
FT %:	1-4 25.0%	5-6 83.3%	1-2 50.0%	12-12 100.0%		19-24 79.2%	2

Boston College 76 • 11-3

		Total	3-Ptr	Rebounds											
##	Player	FG-FGA	FG-FGA	FT-FTA	Off	Def	Tot	PF	TP	A	TO	Blk	Stl	Min	
05	Georgia Pineau	f	9-13	0-0	4-4	1	5	6	4	22	5	3	1	1	36
11	Emma Guy	f	2-7	0-0	0-0	3	5	8	5	4	1	0	1	1	23
04	Taylor Ortlepp	g	5-14	3-10	0-0	0	1	1	3	13	3	1	0	1	36
10	Makayla Dickens	g	6-14	3-8	0-0	1	2	3	4	15	3	5	0	0	29
14	Marnelle Garraud	g	2-5	0-2	0-2	3	0	3	5	4	0	3	0	0	21
23	Taylor Soule	g	3-7	0-0	1-1	1	0	1	2	7	2	3	0	0	26
33	Milan Bolden-Morris		1-1	0-0	0-0	0	0	0	0	2	0	0	0	0	2
24	Kate Klimkiewicz		0-0	0-0	0-0	0	0	0	0	0	0	0	0	0	0+
31	Sydney Lowery		3-11	3-6	0-0	0	4	4	1	9	4	0	0	0	27
Team					1	3	4								
Totals			31-72	9-26	5-7	10	20	30	24	76	18	15	2	3	200

1st - FG %:	6-18 33.3%	2nd - 6-16 37.5%	3rd - 8-16 50.0%	4th - 11-22 50.0%	Game:	31-72 43.1%	Deadball
3FG %:	2-7 28.6%	0-4 0.0%	2-5 40.0%	5-10 50.0%		9-26 34.6%	Rebounds
FT %:	2-2 100.0%	3-4 60.0%	0-0 0.0%	0-0 0.0%		5-7 71.4%	1

Officials: Bobby Ray, Mark Hardcastle, Edward Sidlasky

Technical Fouls: Georgia Tech-None, Boston College-None.

Attendance: 1254

2018-19 Women's Basketball, Round: 0, Boston College vs Georgia Tech, Played a

Score by periods	1st	2nd	3rd	4th	Total	Points	In	Off	2nd	Fast	Bench
Georgia Tech	22	17	16	26	81	GT	42	23	18	24	15
Boston College	16	15	18	27	76	BC	42	24	9	14	18

15 Notre Dame Georgia Tech

Jan. 6, 2019 | McCamish Pavilion (Atlanta, Ga.)



Official Basketball Box Score - Final
Notre Dame at Georgia Tech
01/06/19 McCamish Pavilion, Atlanta, Ga.
Georgia Tech vs. Notre Dame

Game Time: 3:00 PM
Game Duration: 1:50
Attendance: 3,209

Officials: Denise Brooks, Luis Gonzalez, Angelica Sifferin

Notre Dame - 76

Record: 14-1 (2-0)

NO. Name	Min	FG	3P	FT	Rebounds	Fouls	TP	AS	TO	ST	Blocks	BS	BA	+	-
11 Brianna Turner	F 24:23	5-7	0-0	1-2	5 4 9	3 4	11	3	2	3	2	0	0	28	
32 Jessica Shepard	F 32:30	8-10	0-0	3-5	1 6 7	3 4	19	6	2	0	2	1	0	27	
3 Marina Mabrey	G 31:56	5-9	1-4	0-2	0 2 2	4 3	11	4	1	1	0	0	0	25	
5 Jackie Young	G 21:33	5-8	0-2	0-0	2 2 4	3 0	10	2	3	1	1	0	0	0	
24 Arike Ogunbowale	G 33:53	5-17	0-4	3-6	0 3 3	1 4	13	12	2	2	0	2	2	32	
0 Jordan Nixon	25:48	1-2	0-0	0-0	2 2 4	0 2	2	2	2	0	0	0	0	15	
30 Mikayla Vaughn	11:46	4-7	0-0	0-0	1 3 4	0 0	8	1	0	1	0	0	0	-9	
12 Abby Prohaska	05:27	0-0	0-0	0-0	0 0 0	0 0	0	0	0	0	0	0	0	-8	
33 Danielle Patterson	09:58	1-2	0-0	0-0	0 0 0	0 0	2	0	1	0	0	1	0	-3	
22 Danielle Cosgrove	01:23	0-0	0-0	0-0	0 0 0	0 0	0	0	0	0	0	0	0	-1	
40 Maureen Butler	01:23	0-0	0-0	0-0	0 0 0	0 0	0	0	0	0	0	0	0	-1	
Team					0 3 3		0								
Totals		34-62	1-10	7-15	9 25 34	14 15	76	30	14	8	5	6	21		

Technical Fouls: NONE

Dead Ball Rebounds: 7, 1

Georgia Tech - 55

Record: 11-4 (1-1)

NO. Name	Min	Shooting By Period															
		FG	3P	FT	Reb	OR	RD	TOT	Fouls	TP	AS	TO	ST	Blocks	BS	BA	+/-
13 Lorela Cubaj	F 26:39	3-4	0-0	1-3	2	5	7	3	3	7	1	5	1	1	1	1	-12
22 Elizabeth Dixon	F 35:31	6-12	0-0	0-0	3	4	7	1	1	12	1	2	0	3	1	0	-20
5 Elizabeth Balogun	G 27:56	6-13	1-6	1-2	0	2	2	4	6	14	0	2	0	1	0	2	
33 Francesca Pan	G 34:24	4-14	2-7	0-0	1	1	2	3	0	10	1	3	1	1	0	0	-10
41 Kierra Fletcher	G 35:54	1-8	0-0	5-6	3	3	6	3	3	7	6	4	0	0	0	0	-15
23 D'asia Gregg	00:32	0-0	0-0	0-0	0	0	0	0	0	0	0	0	0	0	0	0	1
4 Anne Françoise Diouf	02:04	0-1	0-0	0-0	0	0	0	0	0	0	0	0	0	0	0	0	-5
44 Martine Fortune	02:30	0-1	0-0	0-0	0	0	0	0	0	0	0	0	0	0	0	0	0
00 Dalishia Davis	01:11	0-0	0-0	0-0	0	0	0	0	0	0	0	0	0	0	0	0	-1
4th FG	FG	7-17	4-7	57.1%													
2 Chanin Scott	20:43	1-5	0-0	0-0	2	1	3	1	1	2	3	2	2	0	2	0	-22
31 Lotta-Maj Lahinen	08:11	1-2	1-1	0-0	0	0	0	0	0	3	0	1	0	0	0	0	-14
Team					1	4	5	0	0	0	1						
Totals		22-61	4-15	7-11	13	20	33	15	14	55	12	20	5	6	5	1	-21
										</							

2018-19 BOX SCORES

17 Louisville

Georgia Tech
Jan. 13, 2019 | KFC Yum Center (Louisville, Ky.)

61
44

Official Basketball Box Score -- Game Totals -- Final Statistics
Georgia Tech vs Louisville
01/13/19 2:00 pm at KFC Yum Center (Louisville, Ky.)

Georgia Tech 44 • 12-5, 2-2 ACC

#	Player	Total			3-Ptr			Rebounds			PF	TP	A	TO	Blk	Stl	Min
		FG	FGA	FT	FTA	FT	FTA	Off	Def	Total							
13	Cubaj, Lorela	2-11	0-1	1-2	5	5	10	5	5	10	5	5	1	4	0	2	33
22	Dixon, Elizabeth	1-6	0-0	1-1	3	3	6	3	3	6	3	3	0	1	0	0	14
05	Balogun, Elizabeth	5-11	2-6	1-2	5	5	10	3	13	0	3	0	0	3	0	3	25
33	Pan, Francesca	1-5	1-2	2-2	0	0	0	4	5	0	2	0	0	0	0	0	20
41	Fletcher, Kierra	2-12	0-0	0-0	2	0	2	3	4	3	2	0	0	0	0	0	34
04	Jefferson, Daijah	0-2	0-1	0-0	1	0	1	0	0	0	0	0	1	0	0	0	5
04	Diouf, Anne	1-3	0-0	0-0	1	5	6	1	2	1	2	2	2	0	0	0	23
24	Scott, Chanin	2-4	0-0	0-0	2	3	5	3	4	0	4	0	0	0	0	0	23
31	Lahtinen, Lotta-Maj	3-11	1-2	1-2	1	2	3	1	8	1	2	0	1	2	0	1	23
Team																	200
Totals		17-65	4-12	6-9	21	25	46	23	44	6	21	2	8	2	8	2	

1st - FG %:	6-16	37.5%	2nd:	2-12	16.7%	3rd:	5-19	26.3%	4th:	4-18	22.2%	Game:	17-65	26.2%	Deadball	
3FG %:	1-1	100.0%		1-7	14.3%		0-1	0.0%		2-3	66.7%		4-12	33.3%	Rebounds	
FT %:	1-1	100.0%		4-6	66.7%		0-0	0.0%		1-2	50.0%		6-9	66.7%	2,1	

Louisville 61 • 15-1, 3-1 ACC

#	Player	Total			3-Ptr			Rebounds			PF	TP	A	TO	Blk	Stl	Min
		FG	FGA	FT	FTA	FT	FTA	Off	Def	Total							
03	Sam Fuehring	4-9	1-2	4-4	1	13	14	2	13	4	2	1	2	3	0	0	37
33	Bionca Dunham	1-4	0-0	0-0	1	1	2	2	2	1	0	0	0	0	0	0	18
11	Arica Carter	4-8	2-5	0-0	0	4	4	2	10	3	1	2	0	1	2	0	27
23	Jazmine Jones	1-3	0-0	0-0	0	0	0	3	2	5	2	0	1	0	0	1	22
25	Asia Durr	8-16	3-8	2-4	0	5	5	2	21	4	5	1	1	3	6	1	36
04	Dana Evans	2-7	1-4	0-0	0	1	1	1	5	1	1	0	0	0	0	0	25
04	Seygan Robins	0-0	0-0	0-0	0	0	0	0	0	0	0	0	0	0	0	0	1
05	Mykasa Robinson	0-1	0-0	0-0	2	0	2	0	0	0	1	2	0	2	0	1	18
12	Lindsey Duvall	0-0	0-0	0-0	0	0	0	0	0	0	0	0	0	0	0	0	1
21	Kylee Shook	3-5	0-1	2-2	0	3	3	2	8	0	0	1	0	0	0	0	14
24	Jessica Laemmle	0-0	0-0	0-0	0	1	1	0	0	0	0	0	0	0	0	0	1
Team																	200
Totals		23-53	7-20	8-10	4	28	32	14	61	19	14	5	6	20	0	0	

1st - FG %:	7-14	50.0%	2nd:	5-13	38.5%	3rd:	4-14	28.6%	4th:	7-12	58.3%	Game:	23-53	43.4%	Deadball	
3FG %:	4-8	50.0%		2-6	33.3%		0-0	0.0%		2-4	50.0%		6-10	60.0%	Rebounds	
FT %:	6-6	100.0%		0-0	0.0%		0-0	0.0%		2-4	50.0%		8-10	80.0%	2	

Officials: Erika Herriman-Camorate, Thomas Danaher, Bruce Morris
Technical fouls: Georgia Tech-None. Louisville-None.
Attendance: 10514
2018-19 Women's Basketball. Round: 0. Georgia Tech vs Louisville. Played at .

Score by periods		1st	2nd	3rd	4th	Total	Points		In	Off	2nd	Fast	Bench	
Georgia Tech		14	9	10	11	44	Points	GT	22	14	15	0	14	
Louisville		24	12	8	17	61	LOU	26	23	2	10	13		

Last FG - GT 4th-02:09, LOU 4th-00:40.
Largest lead - GT None, LOU by 17 4th-00:40.
Score tied - 0 times.
Lead changed - 0 times.

18 Clemson

Georgia Tech
Jan. 17, 2019 | Littlejohn Coliseum (Clemson, S.C.)

71
61

Official Basketball Box Score -- Game Totals -- Final Statistics
Georgia Tech vs Clemson
1/17/19 7 p.m. at Littlejohn Coliseum (Clemson, S.C.)

Georgia Tech 61 • 12-6, 2-3 ACC

#	Player	Total			3-Ptr			Rebounds			PF	TP	A	TO	Blk	Stl	Min
		FG	FGA	FT	FTA	FT	FTA	Off	Def	Total							
05	Balogun, Elizabeth	8-20	6-12	1-2	2	1	3	3	23	0	4	0	2	3	4	0	34
13	Cubaj, Lorela	2-5	0-0	0-2	4	2	6	4	4	0	2	1	4	3	6	0	36
22	Dixon, Liz	0-0	0-0	0-0	1	2	3	0	0	0	0	3	0	0	0	0	17
33	Pan, Francesca	3-12	1-5	2-2	1	3	4	2	9	1	3	1	0	0	0	0	30
41	Fletcher, Kierra	3-11	0-0	7-10	4	3	7	4	13	3	2	0	2	3	2	0	37
04	Diouf, Anne	0-0	0-0	0-0	0	0	0	0	0	0	0	0	0	0	0	0	2
23	Gregg, D'asia	0-0	0-0	1-2	0	0	0	0	0	0	1	0	0	0	0	0	2
24	Scott, Chanin	0-1	0-0	1-2	1	5	6	1	1	2	3	0	1	1	1	0	19
31	Lahtinen, Lotta-Maj	4-8	2-3	0-0	0	1	1	5	10	1	2	0	2	2	0	0	23
Team																	200
Totals		20-57	9-20	12-20	14	18	32	19	61	7	22	2	11	20	0	0	

1st - FG %:	4-16	25.0%	2nd:	3-10	30.0%	3rd:	7-16	43.8%	4th:	5-14	35.7%	Game:	20-57	35.1%	Deadball	
3FG %:	1-5	20.0%		2-4	50.0%		4-7	57.1%		2-4	50.0%		9-20	45.0%	Rebounds	
FT %:	1-2	50.0%		1-2	50.0%		4-6	66.7%		6-10	60.0%		12-20	60.0%	6	

Clemson 71 • 13-5, 4-1 ACC

#	Player	Total			3-Ptr			Rebounds			PF	TP	A	TO	Blk	Stl	Min
		FG	FGA	FT	FTA	FT	FTA	Off	Def	Total							
44	Kobi Thornton	8-14	0-0	3-4	4	6	10	3	19	2	1	1	2	3	7	0	37
55	Taylor Bennett	0-1	0-0	1-2	1	4	5	4	1	1	2	2	2	2	3	0	23
01	Destiny Thomas	0-2	0-1	0-0	0	1	1	3	0	1	0	1	0	1	1	0	12
05	Danielle Edwards	5-10	1-3	4-6	1	2	3	1	15	3	8	0	1	3	2	0	32
20	Simone Westbrook	3-9	0-2	6-6	1	0	1	3	12	6	2	0	3	3	4	0	34
10	Camree Clegg	0-0	0-0	0-0	0	0	0	0	0	0	0	0	0	0	0	0	0+
11	Taylor Hosendove	1-3	0-0	1-2	1	2	3	3	3	0	0	0	0	0	0	0	20
12	Aliyah Collier	7-13	1-3	4-6	2	4	6	2	19	3	3	0	3	0	6	0	26
21	Skyler Blackstock	0-0	0-0	0-0	0	0	0	0	0	0	0	0	0	0	0	0	0+
22	Keniece Purvis	1-1	0-0	0-0	0	0	0	0	0	0	1	2	0	0	0	0	12
32	Chyna Cotton	0-2	0-0	0-0	0	2	2	1	0	2	0	1	0	0	0	0	4
Team																	200
Totals		25-55	2-9	19-26	12	24	36	21	71	16	21	3	12	20	0	0	

1st - FG %:	4-11	36.4%	2nd:	10-21	47.6%	3rd:	5-13	38.5%	4th:	6-10	60.0%	Game:	25-55	45.5%	Deadball	
3FG %:	1-3	33.3%		1-5	20.0%		0-0	0.0%		0-1	0.0%		2-9	22.2%	Rebounds	
FT %:	0-0	0.0%		4-6	66.7%		11-14	78.6%		4-6	66.7%		19-26	73.1%	7,1	

Officials: Maj Forsberg, Daryl Humphrey, Fatou Cissoko-Stephens
Technical fouls: Georgia Tech-None. Clemson-None.
Attendance: 675

Score by periods		1st	2nd	3rd	4th	Total	Points		In	Off	2nd	Fast	Bench	
Georgia Tech		14	9	22	16	61	Points	GT	12	20	14	2	12	
Clemson		9	25	21	16	71	CU	38	25	14	10	24		

Last FG - GT 4th-00:19, CU 4th-01:55.
Largest lead - GT by 5 1st-09:17, CU by 20 3rd-05:30.
GT led for 10:37. CU led for 27:24. Game was tied for 01:59.
Score tied - 2 times.
Lead changed - 5 times.

19 Georgia Tech

Syracuse
Jan. 20, 2019 | McCamish Pavilion (Atlanta, Ga.)

65
55

Official Basketball Box Score -- Final
Georgia Tech vs Syracuse
01/20/19 McCamish Pavilion, Atlanta, Ga.
Georgia Tech vs No. 12 Syracuse
Game Time: 2:00 PM
Game Duration: 2:00
Attendance: 2,105

Officials: Eric Brewton, Edward Sidak, Angelica Suffern

Syracuse - 55

Record: 15-3 (4-1)

NO.	Name	Min	FG	M-A	3P	M-A	FT	M-A	Rebounds	OR	DR	TOT	Fouls	PF
-----	------	-----	----	-----	----	-----	----	-----	----------	----	----	-----	-------	----

2018-19 BOX SCORES

21 North Carolina

Georgia Tech

Jan. 31, 2019 | Carmichael Arena (Chapel Hill, N.C.)

91
90

OFFICIAL BASKETBALL BOX SCORE

Georgia Tech vs North Carolina

Thu, Jan 31, 2019 7:00 PM Carmichael Arena

Final

Georgia Tech 13-8, 3-5 ACC

No Name	Total FG FGA	3-PT FG FGA	FT FTA	Rebounds OF DF TOT	PF	TP	A	TO	BLK	S	MIN
13 Cubaj, Lorela	f 8 11	0 0	1 2	5 7 12	4 17	1	3	0	0	34	28
22 Dixon, Elizabeth	f 2 10	0 0	2 4	5 2 7	0 6	1	1	1	0	29	19
02 Carson, Jasmine	g 0 3	3 3	7 9	2 3 5	1 35	5	3	0	0	40	21
05 Balogun, Elizabeth	g 11 20	6 12	0 0	0 3 3	4 8	0	1	0	0	21	10
41 Fletcher, Kierra	g 4 7	0 0	0 0	0 0 0	3 0	0	0	0	0	10	5
23 Gregg, D'asia	g 0 0	0 0	0 0	0 0 0	1 0	1	0	0	0	29	24
33 Pan, Francesca	g 0 2	0 2	0 0	0 0 0	5 10	1	4	1	1	29	24
24 Scott, Chanin (0.01)	g 4 7	0 0	2 2	2 2 4	4 14	4	3	0	0	2	2
31 Lahtinen, Lotta-Maj	g 4 8	0 1	6 6	3 2 5	0 0	0	0	0	0	2	2
04 Diouf, Anne	g 0 0	0 0	0 0	0 0 0	2 0	2					
Team											
Totals	33 68	6 18	18 23	19 20 39	24 90	14	16	2	5	200	
Total FG%	1st Half: 14-34 (41.2)	2nd: 19-34 (55.9)	Game: 33-68 (48.5)	Deadball Rebounds							
3PT FG%	1st Half: 2-8 (25.0)	2nd: 4-10 (40.0)	Game: 6-18 (33.3)								
FT%	1st Half: 7-10 (70.0)	2nd: 11-13 (84.6)	Game: 18-23 (78.3)	8							

North Carolina 13-9, 4-4 ACC

No Name	Total FG FGA	3-PT FG FGA	FT FTA	Rebounds OF DF TOT	PF	TP	A	TO	BLK	S	MIN
44 Bailey, Janelle	c 7 12	0 0	6 8	2 4 6	3 20	1	4	1	2	39	39
01 Koenen, Taylor	g 3 9	2 4	0 0	1 2 3	3 8	2	2	0	1	38	21
05 Watts, Stephanie (0.02)	g 5 14	4 11	4 7	3 4 7	5 18	5	2	0	3	39	38
22 Kea, Paris	g 9 16	3 6	8 11	0 2 2	4 29	6	1	0	0	27	16
00 Bennett, Shayla	g 3 4	3 4	1 2	0 0 0	3 6	2	0	0	0	3	3
20 Church, Leah	g 2 3	2 3	0 0	0 0 0	1 0	1	0	0	0	1	1
04 Jones, Jocelyn	g 0 1	0 0	0 0	0 0 0	3 2	5					
Team											
Totals	29 59	14 28	19 28	10 14 24	23 91	16	12	1	8	200	
Total FG%	1st Half: 17-36 (47.2)	2nd: 12-23 (52.2)	Game: 29-59 (49.2)	Deadball Rebounds							
3PT FG%	1st Half: 9-17 (52.9)	2nd: 5-11 (45.5)	Game: 14-28 (50.0)								
FT%	1st Half: 5-7 (71.4)	2nd: 14-21 (66.7)	Game: 19-28 (67.9)	8							

Officials: Luis Gonzalez, Kevin Dillard, Kevin Sparrow

Technical Fouls: Georgia Tech-None North Carolina-None

Attendance: 1954

Scoring By Periods	1	2	3	4	Total
Georgia Tech	15	22	25	28	90
North Carolina	24	24	17	26	91

Notes: Attendance based on tickets distributed:

Other Stats	NC	GT
Biggest Lead (half-time - number of times)	14 (P-21:04-2)	19 (P-05:50-1)
Shots in the Paint	25	11
Points Off Turnovers	16	20
Fastbreak Points	4	10
1st Shot Bonus FT	0/0 (P-3:10:00-5:4)	0/0 (P-3:10:00-7:0)
Largest FO (through Period Times)	6	24
Bench Points		

22 Notre Dame

Georgia Tech

Feb. 3, 2019 | Purcell Pavilion (South Bend, Ind.)

90
50

Official Basketball Box Score -- Game Totals -- Final Statistics

Georgia Tech vs Notre Dame

02/03/19 12:00 pm at Purcell Pavilion (South Bend, Ind.)

Georgia Tech 50 • 13-9

# Player	Total FG-FGA	3-PT FG-FGA	FT-FTA	Rebounds Off Def Tot	PF	TP	A	TO	Blk	Stl	Min
13 Cubaj, Lorela	f 3-12	0-0	1-2	5 2 7	4 7	2	2	2	3	28	
22 Dixon, Elizabeth	f 6-12	0-0	0-0	3 2 5	3 12	0	1	0	0	19	
05 Balogun, Elizabeth	g 3-15	1-9	0-0	3 2 5	1 7	1	3	0	2	31	
33 Pan, Francesca	g 1-7	0-4	1-2	1 1 2	2 3	1	1	0	2	18	
41 Fletcher, Kierra	g 1-8	0-2	4-4	3 1 4	1 6	2	0	3	1	33	
00 Jefferson, Dajiah	g 0-5	0-1	0-0	4 2 6	0 0	2	1	1	0	13	
02 Carson, Jasmine	g 1-6	1-6	1-2	0 2 2	0 4	1	1	0	2	13	
04 Diouf, Anne	g 1-2	0-0	1-1	3 1 4	2 3	0	3	1	0	5	
12 Montgomery, Kondalia	g 0-1	0-0	0-0	0 0 0	0 0	0	0	0	0	1	
23 Gregg, D'asia	g 0-5	0-2	0-0	0 0 0	2 0	0	2	0	0	7	
24 Scott, Chanin	g 0-1	0-0	2-2	0 1 1	3 2	0	1	0	0	9	
31 Lahtinen, Lotta-Maj	g 2-9	2-6	0-0	3 3 6	2 6	1	3	0	1	22	
44 Fortune, Martine	g 0-0	0-0	0-0	0 0 0	0 0	0	1	0	0	1	
Team				4 2 6							
Totals	18-63	4-30	10-13	29 19 48	20 50	10	19	7	11	200	
1st FG %:	4-16 25.0%	2nd: 1-18 5.6%	3rd: 7-25 28.0%	4th: 6-24 25.0%	Game: 18-63 28.6%	Deadball Rebounds					
3PT %:	0-0 0.0%	1-9 11.1%	1-7 14.3%	1-2 50.0%	Game: 4-30 13.3%						
FT %:	2-2 100.0%	0-0 0.0%	2-2 100.0%	6-9 66.7%	Game: 10-13 76.9%	4					

Notre Dame 90 • 21-2

# Player	Total FG-FGA	3-PT FG-FGA	FT-FTA	Rebounds Off Def Tot	PF	TP	A	TO	Blk	Stl	Min
11 Brianna Turner	f 3-6	0-0	2-2	1 6 7	1 8	1	1	1	5	1	18
32 Jessica Shepard	f 5-7	0-0	3-4	1 4 5	1 13	0	1	0	4	21	
03 Marina Mabrey	g 7-10	6-7	0-1	0 3 3	0 20	5	5	0	1	25	
05 Jackie Young	g 8-11	0-0	2-2	2 6 8	1 18	4	2	0	1	28	
24 Anike Ogunbowale	g 4-10	1-3	3-4	0 5 5	1 12	4	2	0	1	24	
00 Jordan Nixon	g 2-3	0-1	4-4	1 2 3	3 8	3	2	0	1	24	
12 Abby Prohaska	g 1-4	0-0	1-2	3 3 6	2 2	2	2	0	2	18	
00 Nicole Benz	g 0-0	0-0	0-0	0 1 1	0 0	0	1	0	0	3	
22 Danielle Cosgrove	g 1-2	1-1	0-0	0 1 1	2 3	0	1	0	0	10	
20 Mikayla Vaughn	g 1-2	0-0	1-2	1 2 3	1 3	1	0	2	0	11	
33 Danielle Patterson	g 1-3	0-0	1-2	0 0 0	0 3	0	3	0	1	14	
40 Maureen Butler	g 0-1	0-0	0-2	1 1 2	0 0	1	0	0	0	4	
Team				2 2 4							
Totals	33-59	8-12	16-23	10 35 45	13 90	21	20	7	12	200	
1st FG %:	11-18 61.1%	2nd: 9-15 60.0%	3rd: 8-14 57.1%	4th: 5-12 41.7%	Game: 33-59 55.9%	Deadball Rebounds					
3PT %:	2-2 100.0%	1-1 100.0%	4-7 57.1%	1-2 50.0%	Game: 8-12 66.7%						
FT %:	4-4 100.0%	7-11 63.6%	0-0 0.0%	5-8 62.5%	Game: 16-23 69.6%	4					

Officials: Erika Herriman-Camaroto, Jeffrey Smith, Billy Smith

Technical Fouls: Georgia Tech-None, Notre Dame-None

Attendance: 8530

2018-19 Women's Basketball. Round: 0. Georgia Tech vs Notre Dame. Played at .

Score by periods	1st	2nd	3rd	4th	Total
Georgia Tech	10	3	17	20	50
Notre Dame	28	26	20	16	90

Last FG - GT 4th-01:55, ND 4th-03:10.

Largest lead - GT by 2 1st-08:37, ND by 48 3rd-02:44.

GT led for 00:41, ND led for 37:43. Game was tied for 01:31.

In Paint 26

Off T/O 13

2nd Chance 27

Fast Break 3

Bench 15

Score tied - 2 times.

Lead changed - 2 times.

23 Georgia Tech

Pittsburgh

Feb. 7, 2019 | McCamish Pavilion (Atlanta, Ga.)

67
55

Official Basketball Box Score - Final

Pittsburgh at Georgia Tech

02/07/19 McCamish Pavilion, Atlanta, Ga.

Georgia Tech vs Pittsburgh

Game Time: 7:00 PM

Game Duration: 1:57

Attendance: 967

Officials: MJ Forsberg, Merck Reese, Fatou Gasko-Stephens

Pittsburgh - 55

Record: 9-15 (0-19)

No. Name	Min	FG M-A	3P M-A	FT M-A	Rebounds OF DR TOT	Fouls PF	TP	AS	TO	ST	Blocks BS BA	+/-
1 Danielle Garven	F 33:38	6-11	0-0	2-4	5 3 8	3 3 14	0	5	0	0	1	-11
14 Kauri Bradley	F 30:03	3-9	3-7	0-0	2 1 3	4 0 9	4	2	1	0	2	-11
11 Cara Judkins	C 27:34	4-10	0-0	3-9	4 7 11	4 6 11	0	2	0	0	3	-7
3 Jasmine Whitney	G 29:37	3-9	1-2	0-0	1 3 4	3 3 7	6	2	2	0	0	-7
4 Cassidy Walsh	G 33:56	3-12	3-10	1-2	3 3 6	4 1 10	1	2	2	0	1	-6
00 Jazmyni Knight	18:48	1-2	0-0	0-0	0 0 0	1 2 2	3	0	0	0	0	-8
32 Kaitia Walters	10:42	0-0	0-0	0-0	0 2 2	1 0 0	0	1	1	2	0	-8
13 Kyle Nelson	08:59	0-1	0-1	0-0	0 0 0	0 0 0	0	1	1	0	0	-6
22 Jaala Henry	06:43	1-1	0-0	0-0	0 0 0	1 0 2	0	0	1	0	0	-4
Team					2 2 4							
Totals	21:55	7-20	6-15	17 21 38	21 15 55	14 18 7	2	7	12			-12

Technical Fouls: NONE

Dead Ball Rebounds: 6, 0

Georgia Tech - 67

Record: 14-9 (4-6)

No. Name	Min	FG M-A	3P M-A	FT M-A	Rebounds OF DR TOT	Fouls PF	TP	AS	TO	ST	Blocks BS BA	+/-
13 Lorela Cubaj	F 30:40	2-6	0-0	2-2	5 5 10	3 3 6	2	1	1	1	0	10
22 Elizabeth Dixon	F 21:51	6-13	0-0	9-10	6 2 8	3 7 21	2	3	0	0	0	11
5 Elizabeth Balogun	G 33:01	4-15	1-6	1-2	2 1 3	1 1 10	1	3	2	2	0	16
33 Francesca Pan	G 33:58	2-11	2-8	4-5	0 1 1	3 2 10	4	1	1	2	0	13
41 Kierra Fletcher	G 36:30	4-9	0-0	2-3	4 4 8	0 5 10	2	1	0	1	0	9
4 Anne Francoise Diouf	04:04	0-1	0-0	0-0	0 1 0	0 0 0	0	0	0	0	1	0
24 Chanin Scott	21:50	4-5	0-0	0-0	2 0 2	2 2 8	0	1	4	0	1	2
23 D'asia Gregg	02:57	0-1	0-1	0-0	0 0 0	0 1 0	0	0	0	0	0	-4
31 Lotta-Maj Lahtinen	08:39	1-3	0-2	0-0	0 0 0	1 0 2	1	0	1	1	0	-4
00 Dajiah Jefferson	03:20	0-0	0-0	0-0	0 0 1	1 2 0	0	0	0	0	0	-1
2 Jasmine Carson	01:27	0-1	0-0	0-0	0 0 0	0 0 0	0	0	0	0	0	-2
Team					4 4 8							
Totals	23:65	3-17	18-22	23 19 42	15 21 67	12 12 9	7	2	12			

Technical Fouls: NONE

Dead Ball Rebounds: 2, 1

Big

2018-19 BOX SCORES

25 Georgia Tech

Virginia Tech
Feb. 17, 2019 | McCamish Pavilion (Atlanta, Ga.)

76
68

Official Basketball Box Score - Final
Virginia Tech at Georgia Tech
02/17/19 McCamish Pavilion, Atlanta, Ga.
Georgia Tech vs. Virginia Tech

Game Time: 1:00 PM
Game Duration: 2:08
Attendance: 1,445

Officials: Maggie Terran, Thomas Danaher, Kevin Sparrock

Virginia Tech - 68

Record: 16-9

NO.	Name	Min	FG	3P	FT	Rebounds	Fouls	TP	AS	TO	ST	Blocks	BA	Stl	Min
			M-A	M-A	M-A	OR DR TOT	PF					BS			
00	Trinity Baptiste	F 26:08	1-7	0-0	4-4	3 3 6	4 4	6	2	3	2	0	1	13	
11	Regan Magarity	F 39:35	8-13	3-4	0-1	4 10 14	4 5	19	2	2	2	3	2	-5	
1	Taylor Emery	G 37:37	8-20	3-6	8-9	2 2 4	3 7	27	2	5	3	0	1	-1	
2	Alisha Sheppard	G 24:56	1-6	0-5	2-2	0 1 1	4 1	4	2	2	0	0	0	-9	
4	Dara Mabrey	G 34:11	4-10	2-7	0-0	0 3 3	2 2	10	6	5	1	0	1	-5	
10	Kendyl Brooks	20:04	0-7	0-7	0-0	0 0 0	2 1	0	1	0	1	0	1	-4	
25	Alexis Jean	05:33	0-1	0-1	0-0	1 0 1	0 0	0	1	0	0	0	0	-11	
23	Rachel Camp	11:54	1-2	0-0	0-0	0 2 2	1 0	2	1	0	0	0	0	-18	
34	Erinn Brooks	00:02	0-0	0-0	0-0	0 0 0	0 0	0	0	0	0	0	0	0	
Team						5 1 6		0		0					
Totals			23-66	8-30	14-16	15 22 37	20 20	68	16	18	9	3	6	-8	

Technical Fouls: NONE

Dead Ball Rebounds: 0, 4

Georgia Tech - 76

Record: 16-9

NO.	Name	Min	FG	3P	FT	Rebounds	Fouls	TP	AS	TO	ST	Blocks	BA	Stl	Min
			M-A	M-A	M-A	OR DR TOT	PF					BS			
13	Lorela Cubaj	F 35:31	5-8	0-0	0-1	1 7 8	2 2	10	4	3	2	1	0	14	
22	Elizabeth Dixon	F 20:24	6-12	0-0	1-2	2 1 3	2 3	13	0	2	0	0	0	-4	
5	Elizabeth Balogun	G 25:29	3-11	2-6	2-4	1 3 4	5 3	10	1	1	1	3	0	8	
33	Francesca Pan	G 38:57	7-16	5-11	7-9	1 1 2	3 6	26	4	2	2	1	0	8	
41	Kiera Fletcher	G 33:02	1-9	0-0	2-4	1 5 6	3 4	4	3	5	2	0	1	2	
24	Chanin Scott	30:07	4-6	0-0	2-3	3 6 9	1 2	10	4	2	0	1	2	9	
31	Lotta-Maj Lahtinen	13:43	0-2	0-0	0-0	2 0 2	3 0	0	1	2	2	0	0	5	
2	Jasmine Carson	02:47	1-1	1-1	0-0	0 0 0	1 0	3	0	0	0	0	0	-2	
Team						4 3 7		0		1					
Totals			27-63	8-18	14-23	14 27 41	20 20	76	17	18	9	6	3	8	

Technical Fouls: NONE

Dead Ball Rebounds: 5, 3

Biggest lead	7 (1st 7:23)	17 (3rd 4:36)
Best Scoring Run	9 (1st 0:15)	11 (2nd 5:15)
Lead Changes	3	
Times Tied	1	
Time with Lead	10:25	28:27

26 Georgia Tech

Clemson
Feb. 21, 2019 | McCamish Pavilion (Atlanta, Ga.)

75
53

Official Basketball Box Score -- Game Totals -- Final Statistics
Clemson vs Georgia Tech
02/21/19 7:00 pm at McCamish Pavilion (Atlanta, Ga.)

Clemson 53 • 17-10

##	Player	FG-FGA	3P-FGA	FT-FTA	Rebounds	PF	TP	A	TO	Blk	Stl	Min
					Off Def Tot							
44	Kobi Thornton	f 3-10	0-0	5-7	5 1 6	4	11	0	4	0	0	28
55	Tyler Bennett	c 2-3	0-0	1-2	2 3 5	4	5	0	3	3	0	29
01	Destiny Thomas	g 1-4	1-2	0-0	0 1 1	0	3	0	0	1	1	13
05	Danielle Edwards	g 2-8	1-5	0-0	1 1 2	0	5	4	5	0	1	33
20	Simone Westbrook	g 2-10	0-1	0-0	1 2 3	0	4	1	6	0	2	17
10	Camree Clegg	1-2	1-2	0-0	0 1 1	0	3	1	1	0	0	7
11	Taylor Hosendove	3-6	0-0	2-2	3 3 6	2	8	0	2	1	1	19
12	Alyiah Collier	5-9	1-3	0-0	1 4 5	1	11	3	5	2	3	21
21	Skyler Blackstock	0-0	0-0	0-0	0 0 0	0	0	0	0	0	0	2
22	Keniece Purvis	1-3	0-0	0-0	0 0 0	3	2	0	2	0	2	10
32	Chyna Cotton	0-1	0-0	1-2	0 2 2	1	1	1	2	0	1	21
Team					1 1 2							
Totals		20-56	4-13	9-13	14 19 33	15	53	10	31	7	11	200

1st FG %:	5-19 26.3%	2nd 4-13 30.8%	3rd 4-14 28.6%	4th 7-10 70.0%	Game 20-56 35.7%	Deadball Rebounds 2.2
3FG %:	0-3 0.0%	1-5 20.0%	1-2 50.0%	3-3 66.7%	4-13 30.6%	
FT %:	1-3 33.3%	3-4 75.0%	4-4 100.0%	1-2 50.0%	9-13 69.2%	

Georgia Tech 75 • 17-9

##	Player	FG-FGA	3P-FGA	FT-FTA	Rebounds	PF	TP	A	TO	Blk	Stl	Min
					Off Def Tot							
13	Cubaj, Lorela	f 4-8	0-0	1-2	2 8 10	3	9	2	5	0	1	29
22	Dixon, Elizabeth	f 7-14	0-0	3-5	4 3 7	1	17	1	6	3	1	35
05	Balogun, Elizabeth	g 5-14	2-8	0-0	2 0 2	2	12	3	0	0	2	31
33	Pan, Francesca	g 4-13	4-9	0-0	0 1 1	3	12	2	4	0	5	31
41	Fletcher, Kierra	g 4-9	0-0	5-8	5 6 11	2	13	7	4	1	5	35
00	Jefferson, Daijah	0-0	0-0	0-0	0 0 0	0	0	0	0	0	0	1
02	Carson, Jasmine	0-0	0-0	0-0	0 0 0	1	0	1	1	0	1	3
04	Diouf, Anne	1-1	0-0	0-0	0 1 1	1	2	0	0	0	0	3
12	Montgomery, Kondalia	0-0	0-0	0-0	0 0 0	0	0	0	0	0	0	2
24	Scott, Chanin	2-2	0-0	0-0	3 2 5	4	4	0	3	0	0	14
31	Lahtinen, Lotta-Maj	3-8	0-4	0-0	2 3 5	1	6	3	2	0	3	16
44	Fortune, Martine	0-0	0-0	0-0	0 0 0	0	0	0	0	1	0	0+
Team					3 0 3							
Totals		30-69	6-21	9-15	21 24 45	19	75	19	26	5	18	200

1st FG %:	9-19 47.4%	2nd 6-18 33.3%	3rd 8-16 50.0%	4th 7-16 43.8%	Game 30-69 43.5%	Deadball Rebounds 3
3FG %:	0-4 0.0%	1-5 20.0%	4-8 66.7%	6-21 28.6%	9-15 60.0%	
FT %:	3-4 75.0%	0-3 0.0%	4-4 100.0%	2-4 50.0%		

Officials: Jules Gallien, Mark Hardcastle, Billy Smith

Technical Fouls: Clemson-None, Georgia Tech-None.

Attendance: 1119

2018-19 Women's Basketball, Round: 0, Clemson vs Georgia Tech, Played at .

Score by periods	1st	2nd	3rd	4th	Total
Clemson	11	12	13	17	53
Georgia Tech	21	13	24	17	75

Points	In	Off	2nd	Fast	Bench
CU	32	13	14	9	25
GT	48	27	23	15	12

Last FG - CU 4th-01:21, GT 4th-00:59

Largest lead - CU None, GT by 27 4th-07:37.

CU led for 00:00, GT led for 39:09, Game was tied for 00:51.

Score tied - 1 time.

Lead changed - 0 times.

27 Virginia

Georgia Tech
Feb. 24, 2019 | John Paul Jones (Charlottesville, Va.)

53
45

Official Basketball Box Score -- Game Totals -- Final Statistics
Georgia Tech vs Virginia
02/24/19 3:00 pm at John Paul Jones Arena (Charlottesville)

Georgia Tech 45 • 17-10, 7-7 ACC

##	Player	FG-FGA	3P-FGA	FT-FTA	Rebounds	PF	TP	A	TO	Blk	Stl	Min
					Off Def Tot							
13	Cubaj, Lorela	f 1-7	0-0	2-2	2 5 7	4	4	2	1	1	3	33
22	Dixon, Elizabeth	f 3-6	0-0	1-1	2 3 5	4	7	0	5	0	0	27
05	Balogun, Elizabeth	g 6-16	2-9	2-3	6 3 9	1	16	1	0	1	2	38
33	Pan, Francesca	g 3-16	3-14	0-0	0 5 5	4	9	1	1	0	0	34
41	Fletcher, Kierra	g 1-5	0-0	2-2	3 1 4	5	4	1	2	0	0	23
00	Jefferson, Daijah	0-1	0-1	0-0	0 0 0	0	0	0	0	0	0	2
02	Carson, Jasmine	0-3	0-3	1-2	0 1 1	1	1	0	0	0	1	8
23	Gregg, D'asia	0-0	0-0	0-0	0 0 0	0	0	0	0	0	0	0+
24	Scott, Chanin	0-2	0-0	0-0	0 2 2	0	0	0	0	0	2	13
31	Lahtinen, Lotta-Maj	2-9	0-4	0-1	0 0 0	3	4	0	6	0	6	22
Team					2 0 2							
Totals		16-65	5-31	8-11	15 20 35	22	45	5	15	2	14	200

1st FG %:	4-15 26.7%	2nd 2-14 14.3%	3rd 5-16 31.3%	4th 5-20 25.0%	Game 16-65 24.6%	Deadball Rebounds 1
3FG %:	1-5 20.0%	1-4 25.0%	1-8 12.5%	2-14 14.3%	5-31 16.1%	
FT %:	3-3 100.0%	0-0 0.0%	1-2 50.0%	4-6 66.7%	8-11 72.7%	

Virginia 53 • 11-16, 5-9 ACC

##	Player	FG-FGA	3P-FGA	FT-FTA	Rebounds	PF	TP	A	TO	Blk	Stl	Min
					Off Def Tot							
32	Monroe Jones	f 0-2	1-1	0-0	0 1 1	4	0	0	3	0	0	17
01	Brianna Tinsley	g 1-12	0-5	0-0	1 3 4	1	3	1	2	0	0	31
04	Domonique Toussaint	g 3-10	1-2	3-6	0 10 10	1	10	1	6	0	2	40
13	Jocelyn Willoughby	g 5-10	0-1	2-2	3 10 13	4	12	2	3	0	2	37
14	Lisa Jablonowski	g 5-8	0-1	6-8	2 3 5	0	16	1	2	2	0	40
15	Khyasia Caldwell	4-5	1-1	1-4	4 3 7	0	10	2	1	1	0	29
20	Erica Martinsen	0-0	0-0	0-0	0 0 0	0	0	0	1	0	0	1
35	Shakyna Payne	0-0	0-0	2-2	0 2 2	0	2	0	2	0	0	5
Team					2 4 6							
Totals		18-47	3-11	14-22	12 36 48	10	53	7	20	1	6	200

1st FG %:	4-16 25.0%	2nd 3-11 27.3%	3rd 4-9 44.4%	4th 7-11 63.6%	Game 18-47 38.3%	Deadball Rebounds 5
3FG %:	1-5 20.0%	1-3 33.3%	0-2 0.0%	1-1 100.0%	3-11 27.3%	
FT %:	0-0 0.0%	4-6 66.7%	4-10 40.0%	6-6 100.0%	14-22 63.6%	

Officials: Luis Gonzalez, Talisa Green, Karen Preato</

2018-19 BOX SCORES

29 Florida State Georgia Tech March 3, 2019 | McCamish Pavilion (Atlanta, Ga.)

64
55



Official Basketball Box Score - Final
Florida St. at Georgia Tech
03/03/19 McCamish Pavilion, Atlanta, Ga.
Georgia Tech vs. Florida State

Game Time: 1:00 PM
Game Duration: 1:48
Attendance: 1,567

Officials: Bruce Morris, Mark Barger, Dawn Marsh

Florida St. - 64

Record: 22-7 (10-6)

NO.	Name	Min	FG	3P	FT	Rebounds	Fouls	TP	AS	TO	ST	Blocks	pts
			M-A	M-A	M-A	OR DR TOT	PF FD					BS BA	
15	Kiah Gillespie	F 37:14	5-16	0-6	2-2	5 8 13	2 2 2	12	2	0	1	0	2 12
12	Nicki Ekholm	G 35:52	4-15	2-7	0-0	1 3 4	1 2 10	8	4	2	0	1	6
13	Nausia Woolfolk	G 38:08	6-16	2-8	2-4	2 2 4	2 2 16	5	3	4	0	0	12
24	Mo. Jones	G 31:59	5-8	0-0	2-4	3 5 8	3 6 12	1	2	1	0	0	13
31	Savannah Wilkinson	G 21:02	1-2	0-0	0-2	3 2 5	1 1 2	2	0	1	0	0	3
3	Sayawri Lassiter	06:22	0-0	0-0	1-2	0 0 0	0 1 1	0	1	0	1	0	1
10	Kourtney Weber	07:39	0-0	0-0	0-0	0 1 1	0 0 0	0	1	1	0	0	0
32	Valencia Myers	21:44	5-8	0-0	1-2	1 4 5	3 2 11	0	2	3	4	0	9
Team						3 0 3				0			
Totals			26-63	4-21	8-16	18 25 43	12 16 64	18	13	13	4	3	9

Technical Fouls: NONE

Shooting By Period			
1st FG%	5-19	26.3%	
3PT%	2-9	22.2%	
FT%	0-0	0%	
2nd FG%	8-15	53.3%	
3PT%	2-5	40.0%	
FT%	2-3	66.7%	
3rd FG%	7-15	46.7%	
FT%	1-2	50%	
4th FG%	6-14	42.9%	
3PT%	0-3	0.0%	
FT%	5-11	45.5%	
GM FG%	26-63	41.3%	
3PT%	4-21	19.0%	
FT%	8-16	50.0%	

Dead Ball Rebounds: 5, 0

Georgia Tech - 55

Record: 17-12 (7-9)

NO.	Name	Min	FG	3P	FT	Rebounds	Fouls	TP	AS	TO	ST	Blocks	pts
			M-A	M-A	M-A	OR DR TOT	PF FD					BS BA	
22	Elizabeth Dixon	F 31:18	5-11	0-0	0-2	1 5 6	4 2 10	0	3	2	2	2	15
44	Martine Fortune	F 01:21	0-0	0-0	0-0	0 0 0	0 0 0	0	0	0	0	0	0
5	Elizabeth Balogun	G 36:28	4-22	3-10	2-6	2 3 5	2 3 13	1	1	3	0	0	11
24	Chanin Scott	G 23:02	0-1	0-0	0-0	0 0 0	0 0 0	2	2	0	0	0	1
31	Lotta-Maj Lahtinen	G 28:34	0-4	0-1	1-2	2 2 4	2 4 1	7	7	0	0	0	-13
13	Lorela Cubaj	27:59	5-8	0-0	1-2	3 5 8	3 2 11	1	1	4	1	0	-6
23	D'asia Gregg	09:49	1-3	0-1	0-0	2 1 3	1 0 2	3	0	0	0	0	8
2	Jasmine Carson	21:21	5-7	4-5	0-0	0 0 0	0 0 14	1	0	0	0	1	-8
12	Kondalia Montgomery	11:26	0-1	0-0	0-0	0 0 0	0 0 0	2	0	1	0	0	1
4	Anne Françoise Diouf	08:42	2-3	0-0	0-0	0 0 0	1 1 4	0	0	0	0	0	-3
Team						5 3 8				0			
Totals			22-60	7-17	4-12	15 22 37	16 12 55	15	15	9	3	4	-9

Technical Fouls: NONE

Shooting By Period			
1st FG%	4-16	25.0%	
3PT%	1-4	25.0%	
FT%	2-4	50%	
2nd FG%	11-17	64.7%	
3PT%	3-5	60.0%	
FT%	0-0	0%	
3rd FG%	5-15	33.3%	
3PT%	3-5	60.0%	
FT%	2-4	50%	
4th FG%	2-12	16.7%	
3PT%	0-3	0.0%	
FT%	0-4	0%	
GM FG%	22-60	36.7%	
3PT%	7-17	41.2%	
FT%	4-12	33.3%	

Dead Ball Rebounds: 6, 0

	FSU	GaT
Biggest lead	11 (4th 0:21)	7 (2nd 6:58)
Best Scoring Run	13 (4th 1:49)	12 (2nd 8:11)
Lead Changes	4	
Times Tied	4	
Time with Lead	15:34	21:35

Points from	FSU	GaT
Turnovers	6	6
Paint	36	22
Second Chance	16	14
Fast Breaks	14	2
Bench	12	31

Period by Period Scoring	1st	2nd	3rd	4th	TOT
FSU	12	20	15	17	64
GaT	11	25	15	4	55

30 North Carolina Georgia Tech March 7, 2019 | Greensboro Coliseum (Greensboro, N.C.)

80
73



Official Basketball Box Score - Game Totals - Final Statistics
Georgia Tech vs North Carolina
03/07/19 2:00 pm at the Greensboro Coliseum - Greensboro, NC



Georgia Tech 73 • 17-13 (7-9 ACC)

		Total	3-Ptr	Rebounds	Off	Def	Tot	PF	TP	A	TO	Blk	Stl	Min
#	Player	FG-FGA	FG-FGA	FT-FTA										
13	Cubaj, Lorela	f 4-7	0-1	0-0	1	8	9	1	8	5	2	1	1	38
22	Dixon, Elizabeth	f 6-13	0-0	0-0	5	1	6	0	12	1	2	2	0	29
05	Balogun, Elizabeth	g 4-10	1-6	0-0	1	4	5	4	9	1	3	1	0	20
24	Scott, Chanin	g 4-9	1-3	2-3	3	7	10	4	11	3	1	0	0	37
31	Lahtinen, Lotta-Maj	g 4-9	2-5	2-2	0	3	3	4	12	3	2	0	0	34
00	Jefferson, Daijah	2-4	1-3	0-0	0	0	0	1	5	1	0	0	0	6
02	Carson, Jasmine	1-4	1-3	0-0	0	0	0	2	3	0	1	0	0	6
04	Diouf, Anne Françoise	1-1	0-0	2-2	0	3	3	0	4	1	1	0	0	8
12	Montgomery, Kondalia	2-2	0-0	2-2	1	0	1	2	6	1	2	0	1	15
23	Gregg, D'asia	1-5	1-4	0-0	0	1	1	1	3	0	1	0	0	7
Team														
Totals		29-64	7-25	8-9	14	28	42	19	73	16	15	4	2	200

1st - FG %:	9-16	56.3%	2nd: 7-13	53.8%	3rd: 8-16	50.0%	4th: 5-19	26.3%	Game: 29-64	45.3%	Deadball
3FG %:	3-5	60.0%	2-6	33.3%	1-4	25.0%	1-10	10.0%	7-25	28.0%	Rebounds
FT %:	3-3	100.0%	0-0	0.0%	0-0	0.0%	5-6	83.3%	8-9	88.9%	0

North Carolina 80 • 18-13 (8-8 ACC)

		Total	3-Ptr	Rebounds	Off	Def	Tot	PF	TP	A	TO	Blk	Stl	Min
#	Player	FG-FGA	FG-FGA	FT-FTA										
30	Murray, Jaelynn	f 1-5	0-1	2-2	1	4	5	3	4	1	0	0	1	29
00	Bennett, Shayla	g 6-18	1-5	5-8	3	4	7	3	18	4	4	0	0	40
01	Koenen, Taylor	g 1-10	0-3	0-0	1	2	3	0	2	3	0	1	1	25
20	Church, Leah	g 6-8	6-8	2-2	0	1	1	1	20	0	1	0	2	37
22	Kea, Paris	g 8-21	1-6	2-2	2	3	5	2	19	9	0	0	2	40-
04	Jones, Jocelyn	6-10	0-1	2-2	5	4	9	1	14	0	0	0	0	24
15	Smith, Olivia	0-0	0-0	1-2	0	0	0	0	1	0	0	0	0	0
34	Van Nes, Naomi	1-1	0-0	0-0	0	0	0	0	2	0	0	0	0	5
Team														
Totals		29-73	8-24	14-18	17	22	39	10	80	17	5	1	6	200

1st - FG %:	6-21	28.6%	2nd: 7-16	43.8%	3rd: 8-21	38.1%	4th: 8-15	53.3%	Game: 29-73	39.7%	Deadball
3FG %:	3-5	60.0%	1-5	20.0%	2-9	22.2%	2-5	40.0%	8-24	33.3%	Rebounds
FT %:	1-2	50.0%	4-4	100.0%	4-6	66.7%	5-6	83.3%	14-18	77.8%	3

Officials: Maj Forsberg, Bryan Brunette, Ed Sidlasky
Technical fouls: Georgia Tech-Balogun, Elizabeth. North Carolina-None.
Attendance: 3413

2019 ACC Women's Tournament - Second Round
UNC 15 Olivia Smith entered to shoot FT for injured player and subbed out of the game prior to playing any official time (0 minutes in box score)
#8-seed North Carolina advances to face #1-seed Notre Dame, Friday at 2p ET

Score by periods	1st	2nd	3rd	4th	Total
Georgia Tech	24	16	17	16	73
North Carolina	16	19	22	23	80

Points	In	Off	2nd	Fast
Paint	34	6	11	6
GT	28	15	19	9
NC	28	15	19	9
Bench	21	6	21	17

Last FG - GT 4th-01:36, NC 4th-00:39.
Largest lead - GT by 10 1st-01:11, NC by 7 4th-00:39.
GT led for 20:30, NC led for 15:20. Game was tied for 04:10.

Score tied - 7 times.
Lead changed - 4 times.

2018-19 SEASON RESULTS

THE STAT CREW SYSTEM
Georgia Tech Combined Team Statistics (as of Apr 01, 2019)
All games

RECORD:	OVERALL	HOME	AWAY	NEUTRAL
ALL GAMES	17-13	11-3	3-8	3-2
CONFERENCE	7-9	5-3	2-6	0-0
NON-CONFERENCE	10-4	6-0	1-2	3-2

#	Player	gp-gs	min	avg	Total		3-Point		F-Throw		Rebounds				pf	dq	a	to	blk	stl	pts	avg
					fg-fga	fg%	3fg-fga	3fg%	ft-fga	ft%	off	def	tot	avg								
05	Balogun, Elizabeth	30-30	914	30.5	165-409	.403	65-194	.335	42-67	.627	60	92	152	5.1	73	4	48	58	33	49	437	14.6
33	Pan, Francesca	27-24	827	30.6	112-341	.328	58-188	.309	41-51	.804	15	89	104	3.9	65	3	49	63	11	55	323	12.0
22	Dixon, Elizabeth	30-30	768	25.6	130-254	.512	0-0	.000	70-98	.714	103	89	192	6.4	78	3	25	77	33	18	330	11.0
41	Fletcher, Kierra	27-27	853	31.6	81-221	.367	0-3	.000	79-111	.712	60	96	156	5.8	68	2	74	67	10	47	241	8.9
13	Cubaj, Lorela	30-29	851	28.4	90-220	.409	1-4	.250	28-56	.500	70	149	219	7.3	96	2	59	70	31	44	209	7.0
24	Scott, Chanin	28-3	539	19.3	68-138	.493	1-7	.143	21-32	.656	46	57	103	3.7	57	1	30	45	2	29	158	5.6
31	Lahtinen, Lotta-Maj	30-5	602	20.1	53-159	.333	13-49	.265	23-31	.742	31	34	65	2.2	67	3	66	65	2	48	142	4.7
23	Gregg, D'asia	22-0	149	6.8	18-56	.321	7-24	.292	11-16	.688	14	13	27	1.2	17	0	7	16	0	5	54	2.5
00	Jefferson, Daijah	23-0	191	8.3	16-66	.242	9-38	.237	5-8	.625	11	12	23	1.0	17	0	6	18	2	4	46	2.0
02	Carson, Jasmine	22-1	120	5.5	14-53	.264	11-38	.289	5-8	.625	0	3	3	0.1	12	0	5	9	0	7	44	2.0
04	Diouf, Anne	26-0	182	7.0	10-31	.323	0-0	.000	12-15	.800	16	30	46	1.8	19	0	4	18	5	8	32	1.2
12	Montgomery, Kondalia	12-0	43	3.6	3-7	.429	0-0	.000	2-2	1.000	2	2	4	0.3	9	0	2	4	0	1	8	0.7
44	Fortune, Martine	10-1	15	1.5	1-5	.200	0-0	.000	0-0	.000	2	5	7	0.7	1	0	0	2	2	1	2	0.2
Team											72	61	133		1		12					
Total.....		30	6054		761-1960	.388	165-545	.303	339-495	.685	502	732	1234	41.1	580	18	375	524	131	316	2026	67.5
Opponents.....		30	6051		687-1738	.395	186-623	.299	349-530	.658	370	721	1091	36.4	511	-	441	583	103	238	1909	63.6

TEAM STATISTICS				GT		OPP		Date	Opponent	Score	Att.			
SCORING				2026		1909		11/09/18	at Houston	Lo2 89-95	791			
Points per game				67.5		63.6		11/11/18	APPALACHIAN ST.	w 71-53	887			
Scoring margin				+3.9		-		11/14/18	WESTERN CARO.	w 84-49	730			
FIELD GOALS-ATT				761-1960		687-1738		11/18/18	NO. 14 GEORGIA	w 63-53	2407			
Field goal pct				.388		.395		11/22/18	vs GEORGE WASHINGTON	w 70-55	300			
3 POINT FG-ATT				165-545		186-623		11/23/18	vs IDAHO STATE	w 74-51	300			
3-point FG pct				.303		.299		11/29/18	at No. 7 Maryland	L 54-67	4108			
3-pt FG made per game				5.5		6.2		12/2/18	at GSU	w 78-71	797			
FREE THROWS-ATT				339-495		349-530		12/05/18	ALABAMA ST.	w 69-42	800			
Free throw pct				.685		.658		12/16/18	KENNESAW ST.	w 60-35	1014			
F-Throws made per game				11.3		11.6		12/20/18	vs Seton Hall	w 84-73	123			
REBOUNDS				1234		1091		12/21/18	vs DAYTON	L 66-85	178			
Rebounds per game				41.1		36.4		12/30/18	WOFFORD	w 81-40	1165			
Rebounding margin				+4.8		-		* 01/03/19	at Boston College	w 81-76	1254			
ASSISTS				375		441		* 01/06/19	NOTRE DAME	L 55-76	3209			
Assists per game				12.5		14.7		* 01/10/19	DUKE	w 70-64	1485			
TURNOVERS				524		583		* 01/13/19	at No. 2 Louisville	L 44-61	10514			
Turnovers per game				17.5		19.4		* 1/17/19	at Clemson	L 61-71	675			
Turnover margin				+2.0		-		* 01/20/19	NO. 12 SYRACUSE	w 65-55	2106			
Assist/turnover ratio				0.7		0.8		* 1/27/19	NO. 8 NC STATE	L 60-68	2014			
STEALS				316		238		* 01/31/19	at North Carolina	L 90-91	1954			
Steals per game				10.5		7.9		* 02/03/19	at Notre Dame	L 50-90	8530			
BLOCKS				131		103		* 02/07/19	PITTSBURGH	w 67-55	987			
Blocks per game				4.4		3.4		* 02/10/19	at Wake Forest	w 60-46	1017			
ATTENDANCE				20935		38939		* 02/17/19	VIRGINIA TECH	w 76-68	1445			
Home games-Avg/Game				14-1495		11-3148		* 02/21/19	CLEMSON	w 75-53	1119			
Neutral site-Avg/Game				-		5-863		* 02/24/19	at Virginia	L 45-53	3834			
Score by Periods				1st	2nd	3rd	4th	OT	OT2	Totals	* 02/28/19	at #15 Miami	L 56-69	1151
Georgia Tech				472	458	561	518	9	8	2026	* 03/03/19	FLORIDA ST.	L 55-64	1567
Opponents				422	462	479	523	9	14	1909	03/07/19	vs North Carolina	L 73-80	3413

* = Conference game



HISTORY

Year-by-Year Records	44
Year-by-Year Results	45-51
All-time Letterwinners and Coaches	52-53
All-time Series History	54-55
GT vs. the Conferences	56-57
Fortner vs. Opponents	58
Series History	59-68
Rankings History	69-70
ACC Tournament Results	71
Post-season Results	72
Honors and Awards	73-75
#ProJackets	76

YEAR BY YEAR RECORDS

YEAR	COACH	OVERALL	ACC/FINISH*	ACC TOURN.	HOME	AWAY	NEUTRAL	POSTSEASON
1974-75	Jim Culpepper	6-16						
1975-76	Jim Culpepper	2-24						
1976-77	Jim Culpepper	19-8						
1977-78	Jim Culpepper	23-4						
1978-79	Jim Culpepper	18-8						
1979-80	Jim Culpepper	2-23	1-7/7th	0-1	1-9	0-12	1-2	
Culpepper Totals (6 years)		70-83 (.458)	1-7 (.125)	0-1 (.000)	1-9 (.100)	0-12 (.000)	1-2 (.333)	
1980-81	Benny Dees	8-19	1-6/7th	0-1	3-10	3-8	2-1	
Dees Totals (1 year)		8-19 (.296)	1-6 (.143)	0-1 (.000)	3-10 (.231)	3-8 (.273)	2-1 (.667)	
1981-82	Bernadette McGlade	9-16	2-9/7th	0-1	7-8	2-7	0-1	
1982-83	Bernadette McGlade	10-19	2-11/7th	0-1	5-7	1-9	3-3	
1983-84	Bernadette McGlade	9-19	1-13/8th	0-1	6-7	2-10	1-2	
1984-85	Bernadette McGlade	11-16	0-14/8th	0-1	8-8	2-9	1-1	
1985-86	Bernadette McGlade	10-17	1-13/8th	0-1	8-8	2-8	0-1	
1986-87	Bernadette McGlade	14-13	5-9/6th	0-1	8-5	4-7	2-1	
1987-88	Bernadette McGlade	11-16	3-11/7th	0-1	6-7	4-8	1-1	
McGlade Totals (7 years)		74-116 (.389)	14-80 (.149)	0-7 (.000)	48-50 (.490)	17-58 (.227)	8-10 (.444)	
1988-89	Agnus Berenato	14-14	5-9/6th	0-1	9-6	2-6	3-2	
1989-90	Agnus Berenato	13-17	4-10/6th	0-1	6-5	3-10	4-2	
1990-91	Agnus Berenato	15-13	3-11/7th	0-1	8-5	4-6	3-2	
1991-92	Agnus Berenato	20-13	6-10/7th	2-1	6-5	6-7	8-1	3-0 (NWIT Champs)
1992-93	Agnus Berenato	16-11	8-8/4th	0-1	10-3	5-6	1-2	0-1 (NCAA 1st Rd.)
1993-94	Agnus Berenato	12-15	5-11/7th	0-1	7-6	5-8	0-1	
1994-95	Agnus Berenato	14-16	5-11/6th	0-1	8-6	5-8	1-2	
1995-96	Agnus Berenato	14-13	5-11/8th	0-1	10-4	2-8	2-1	
1996-97	Agnus Berenato	15-12	7-9/7th	0-1	10-4	5-7	0-1	
1997-98	Agnus Berenato	11-17	3-13/8th	1-1	6-8	4-8	1-1	
1998-99	Agnus Berenato	13-14	6-10/6th	0-1	9-6	4-6	0-2	
1999-00	Agnus Berenato	17-14	7-9/6th	1-1	9-6	7-6	1-2	2-1 (WNIT 3rd Rd.)
2000-01	Agnus Berenato	14-15	5-11/8th	0-1	9-6	5-7	0-2	0-1 (WNIT 1st Rd.)
2001-02	Agnus Berenato	15-14	7-9/5th	0-1	8-6	6-5	1-3	0-1 (WNIT 1st Rd.)
2002-03	Agnus Berenato	20-11	8-8/4th	1-1	14-3	4-6	2-2	0-1 (NCAA 1st Rd.)
Berenato Totals (15 years)		223-209 (.516)	84-150 (.359)	5-15 (.250)	129-79 (.620)	67-104 (.392)	27-26 (.509)	5-5 (.500)
2003-04	MaChelle Joseph	14-15	5-11/8th	0-1	8-4	4-8	2-3	
2004-05	MaChelle Joseph	13-14	4-10/8th	0-1	10-6	3-6	0-2	
2005-06	MaChelle Joseph	14-15	2-12/11th	1-1	11-5	2-8	1-2	
2006-07	MaChelle Joseph	21-12	9-5/6th	1-1	13-3	6-6	2-3	1-1 (NCAA 2nd Rd.)
2007-08	MaChelle Joseph	22-10	7-7/5th	1-1	14-2	7-6	1-2	0-1 (NCAA 1st Rd.)
2008-09	MaChelle Joseph	22-10	8-6/5th	0-1	13-2	5-5	4-3	1-1 (NCAA 2nd Rd.)
2009-10	MaChelle Joseph	23-10	8-6/4th	1-1	12-2	8-6	3-2	0-1 (NCAA 1st Rd.)
2010-11	MaChelle Joseph	24-11	9-5/4th	2-1	14-3	6-4	4-4	1-1 (NCAA 2nd Rd.)
2011-12	MaChelle Joseph	26-9	12-4/3rd	2-1	10-3	10-2	6-4	2-1 (NCAA Sweet 16)
2012-13	MaChelle Joseph	14-16	7-11/t-7th	0-1	7-8	5-6	2-2	
2013-14	MaChelle Joseph	20-12	9-7/7th	1-1	11-4	5-6	4-2	0-1 (NCAA 1st Rd.)
2014-15	MaChelle Joseph	19-15	7-9/t-9th	1-1	11-6	6-6	2-3	1-1 (WNIT 2nd Rd.)
2015-16	MaChelle Joseph	20-13	8-8/t-7th	1-1	13-5	5-6	2-2	1-1 (WNIT 2nd Rd.)
2016-17	MaChelle Joseph	22-15	5-11/10th	1-1	16-5	3-9	3-1	5-1 (WNIT Finals)
2017-18	MaChelle Joseph	20-14	6-10/10th	1-1	15-3	3-9	2-2	2-1 (WNIT 3rd Rd.)
2018-19	MaChelle Joseph**	17-13	7-9/9th	0-1	11-3	3-8	3-2	
Joseph Totals (16 years)		311-201 (.607)	113-129 (.463)	13-15 (.448)	189-63 (.747)	81-103 (.438)	41-38 (.513)	14-11 (.560)
1975-2019 Team Totals		686-631 (.521)	213-374 (.363)	18-40 (.310)	370-212 (.636)	168-283 (.373)	79-78 (.503)	19-16 (.543)

*ACC Regular Season Only

**Mark Simons served as acting head coach for the final three games of the 2018-19 season

GEORGIA TECH RECORDS				MILESTONE WINS			
Overall	686-631 / .521 (45 years)			Win	Date	Opponent	Score
Division I	618-571 / .520 (40 years)			1	1974-75	Gordon	51-33
Division III	68-60 / .531 (5 years)			50	1977-78	Tift	85-69
ACC	213-374 / .363 (38 years)			100	12/17/83	Georgia State	80-43
				150	2/10/88	Auburn-Montgomery	89-72
				200	12/11/91	Florida State	70-68
				250	1/5/95	Maryland	82-59
				300	11/28/98	Weber State	81-46
First Wins							
Win	Date	Opponent	Score	350	1/17/02	North Carolina	81-62
ACC	11/25/79	Wake Forest	94-67	400	1/23/05	Miami	62-46
ACC Road	1/31/82	Wake Forest	64-53	450	1/2/08	Jackson State	79-42
ACC Tourney	3/7/92	Maryland	68-67	500	2/5/10	Maryland	61-60
Postseason	3/28/92	Wis.-Green Bay (NWIT)	78-77	550	2/26/12	Clemson	62-50
NCAA Tourney	3/17/07	DePaul	55-54	600	1/8/15	Boston College	80-77
				650	11/10/17	Appalachian State	75-41

YEAR BY YEAR RESULTS

JIM CULPEPPER

Head Coach: 1975-80

Seasons: 6

Record: 70-83 (.458)

1974-75 (6-16)

DATE	OPPONENT	H/A	RESULT	SCORE
	Shorter	L		25-94
	Augusta College	L		14-67
	DeKalb Central	L		25-83
	Berry	L		31-105
	Gordon	W		51-33
	DeKalb South	W		56-48
	Shorter	L		35-80
	Savannah	L		31-90
	Georgia	L		35-96
	Gordon	W		47-36
	Emory (Oxford)	W		52-28
	Tift College	L		45-82
	Augusta College	L		26-49
	DeKalb Central	L		49-94
	Florida State	L		22-58
	Tift College	L		33-51
	Shorter	L		20-72
	Georgia Baptist	L		38-50
	DeKalb South	W		56-45
	Tift College	W		67-53
	vs. Fort Valley State(1)	n	L	39-76
	vs. Tift College (1)	n	L	54-65

1975-76 (2-24)

DATE	OPPONENT	H/A	RESULT	SCORE
	Augusta College	L		20-80
	Savannah	L		18-141
	Atlanta Christian	W		55-23
	Georgia State	L		30-80
	Auburn	L		28-89
	Georgia	L		22-77
	West Georgia	L		35-97
	Berry	L		13-107
	Shorter	L		31-81
	Albany State	L		33-93
	Tift College	L		50-67
	Auburn	L		28-78
	Albany State	L		22-105
	Tennessee Temple	L		35-55
	North Georgia	L		21-70
	Tift College	L		57-68
	Shorter	L		39-83
	North Georgia	L		25-78
	Tennessee Temple	L		43-68
	West Georgia	L		38-83
	Georgia State	L		40-101
	Augusta College	L		28-71
	Atlanta Christian	W		90-14
	Georgia	L		35-60
	vs. Berry (1)	n	L	41-109
	vs. North Georgia (1)	n	L	35-69

1976-77 (19-8)

DATE	OPPONENT	H/A	RESULT	SCORE
	Piedmont	L		38-61
	Maryville	W		50-28
	Spelman	W		52-32
	Covenant	W		62-26
	Georgia Baptist	W		68-47
	Rollins	W		69-52
	St. Leo's	W		69-29
	Covenant	W		59-37
	Tennessee Temple	W		55-53
	Piedmont	L		40-46
	Bryan	W		51-39
	Spelman	W		82-47
	Augusta College	L		47-48
	Tift College	L		64-72
	Armstrong State	W		57-54
	Tenn. Wesleyan	L		50-74
	Spelman	W		46-33
	Atlanta Christian	W		93-52

Tift College	L	70-72
Georgia Baptist	W	63-40
Bryan	W	57-46
Georgia Baptist	W	60-46
Tenn. Wesleyan	L	43-53
Tennessee Temple	L	51-58
Atlanta Christian	W	99-34
vs. Morris Brown (1)	n	W 75-27
vs. Spelman (1)	n	W 55-43

1977-78 (23-4)

DATE	OPPONENT	H/A	RESULT	SCORE
	Tennessee Temple	W		67-49
	Bryan	W		55-29
	Covenant	W		85-52
	Georgia Baptist	W		100-38
	Maryville	W		97-51
	Armstrong State	W		90-36
	Tennessee Temple	W		83-54
	Converse	W		83-62
	Piedmont	W		81-66
	Armstrong State	W		90-73
	Augusta College	L		65-84
	Georgia College	L		79-86
	Bryan	W		81-44
	Tift College	W		72-58
	Spelman	W		64-62
	UNC-Asheville	W		70-66
	Furman	L		77-79
	Augusta College	W		78-62
	Converse	W		86-67
	Covenant	W		69-50
	Piedmont	W		89-71
	Tulane	W		68-53
	Spelman	W		84-63
	Georgia Baptist	W		88-43
	Georgia College	W		83-70
	Tift College	W		85-69
	West Georgia (1)	L		79-94

1978-79 (18-8)

Captain: Bonnie Tate

DATE	OPPONENT	H/A	RESULT	SCORE
N18	Georgia College	h	W	85-49
N25	at Vanderbilt	a	W	69-67 (OT)
N27	Covenant	h	W	90-60
D1	at UNC-Asheville	a	W	73-60
D2	at Mars Hill	a	L	53-81
D9	at Georgia College	a	W	86-50
J5	at Augusta	a	L	54-58
J6	at Armstrong State	a	W	80-71
J8	at Tenn. Temple	a	W	78-34
J12	at Furman	a	W	88-68
J13	at Duke	a	L	55-70
J15	Tennessee Temple	h	W	100-47
J18	Erskine	h	L	54-74
J20	UNC-Asheville	h	L	95-102 (3OT)
J22	at Tift College	a	W	70-68
J25	Piedmont	h	W	78-49
J27	Armstrong State	h	L	51-61
J29	Georgia Southwestern	h	W	67-42
F1	Morris Brown	h	W	74-55
F3	at Piedmont	a	W	69-68
F5	Tift College	h	W	79-62
F8	Augusta	h	L	72-73
F12	at Covenant	a	W	92-65
F16	at Georgia Southwestern	a	W	90-68
F19	Vanderbilt	h	W	71-63
	vs. Berry (1)	n	L	68-92

1979-80 (2-23, 1-8 ACC/t-7th)

First season as a member of the ACC

DATE	OPPONENT	H/A	RESULT	SCORE
N14	at Georgia Southern	a	L	56-62
N17	at Vanderbilt	a	L	61-67
N20	Georgia State	h	L	62-85
N24	Virginia (2)	a	L	44-85
N25	vs. Wake Forest (2)	n	W	94-67
N27	at #11 Maryland	a	L	78-94
N30	at Georgia	a	L	78-97
D10	at Valdosta State	a	L	84-113
J3	Albany State	h	L	74-75
J5	Georgia Southern	h	L	77-81

J7	at #19 Mercer	a	L	59-85
J9	North Carolina	h	L	61-93
J12	at #8 NC State	a	L	38-97
J14	Furman	h	W	98-50
J16	Georgia	h	L	77-78
J18	Valdosta State	h	L	65-82
J21	Duke	h	L	71-72
J26	at Albany State	a	L	84-89 (OT)
J28	Vanderbilt	h	L	67-77
J31	at #16 Clemson	a	L	67-103
F2	at Wake Forest	a	L	71-80
F5	at Georgia State	a	L	57-75
F8	vs. #9 NC State (3)	n	L	48-99
F11	Mercer	h	L	73-87
F21	vs. Georgia Southern (1)	n	L	51-87

BENNY DEES

Head Coach: 1981

Seasons: 1

Record: 8-19 (.296)

1980-81 (8-19, 1-6 ACC/7th)

Captain: Karen Rainwater

DATE	OPPONENT	H/A	RESULT	SCORE
N18	Maryland	h	L	64-82
N20	Florida State	h	W	97-84
N21	vs. Tift College (at GSU)	n	W	87-78
N28	Georgia	h	L	51-91
D15	at Miami	a	L	80-86
D16	at Florida International	a	W	79-43
J3	#9 NC State	h	L	55-74
J5	at Georgia State	a	L	52-73
J7	Clemson	h	L	53-75
J10	Tulane	h	W	72-58
J12	at Georgia	a	L	53-79
J14	at Albany State	a	L	73-85
J17	#18 Virginia	h	L	42-66
J21	Georgia State	h	L	70-76
J24	at North Carolina	a	L	75-82
J26	at Valdosta State	a	L	61-68
J28	Albany State	h	W	74-69
J31	at Georgia Southern	a	L	60-87
F4	Mercer	h	L	70-75
F6	at Duke	a	L	51-74
F10	Wake Forest	h	W	78-62
F12	vs. #16 Virginia (4)	n	L	49-61
F16	at Furman	a	W	83-54
F19	at Mercer	a	W	79-77
F21	Valdosta State	h	L	68-99
F24	Georgia Southern	h	L	64-80
F26	vs. Georgia (1)	n	L	70-89

BERNADETTE MCGLADE

Head Coach: 1982-88

Seasons: 7

Record: 74-116 (.389)

1981-82 (9-16, 2-9 ACC/7th)

Captain: LeeAnn Woodhull

DATE	OPPONENT	H/A	RESULT	SCORE
N14	Shorter	h	W	69-63
N19	Georgia Southwestern	h	W	78-56
N24	Berry	h	L	61-82
N27	at Duke	a	L	50-62
N28	at North Carolina	a	L	58-81
D1	Covenant	h	W	75-36
D4	at #16 Georgia	a	L	43-86
D14	at Clemson	a	L	50-72
J4	#7 NC State	h	L	62-76
J9	Vanderbilt	h	L	74-80
J11	West Georgia	h	W	57-55
J16	at Virginia	a	L	45-75
J19	Georgia State	h	W	57-51
J23	North Carolina	h	L	64-68
J24	East Carolina	h	L	46-80
J28	Miss. Univ for Women	h	W	75-59
J30	at #5 NC State	a	L	48-75
J31	at Wake Forest	a	W	64-53

YEAR BY YEAR RESULTS

F3	Mercer	h	L	47-69
F6	Duke	h	W	64-61
F8	#15 Georgia	h	L	52-69
F15	Virginia	h	L	51-56
F17	at #9 Maryland	a	L	64-77
F20	at Georgia State	a	W	71-67
F26	vs. Clemson (3)	n	L	54-62

1982-83 (10-19, 2-11 ACC/7th)

Captains: LeeAnn Woodhull, Rochelle Laudenslager

DATE	OPPONENT	H/A	RESULT	SCORE
N21	at Virginia	a	L	59-80
N23	Alabama	h	L	56-63
N26	at Kennesaw St.	a	W	68-55
N29	Covenant (Forfeit)		W	2-0
D2	Georgia Southwestern	h	W	74-60
D4	at #12 Georgia	a	L	56-90
D15	at #3 Maryland	a	L	54-88
D18	vs. Villanova (6)	n	L	59-68
D19	vs. Pennsylvania (6)	n	W	67-59
J3	Duke	h	L	43-55
J6	North Carolina	h	L	58-99
J8	#19 NC State	h	L	61-83
J10	#3 Maryland	h	L	57-69
J13	North Georgia	h	W	88-51
J19	Georgia State	h	L	69-73
J24	at #20 NC State	a	L	61-77
J27	Clemson	h	L	67-79
J29	at North Carolina	a	L	58-96
J31	at Duke	a	L	40-80
F5	at Clemson	a	L	66-84
F7	at Georgia State	a	L	64-69
F12	at Mercer	a	L	67-71
F14	Virginia	h	W	55-54
F17	Stetson	h	W	70-53
F23	Wake Forest	h	W	93-72
F25	Drake (7)	n	L	63-83
F26	vs. South Florida (7)	n	W	82-65
F27	vs. Pennsylvania (7)	n	W	75-58
M4	vs. North Carolina (3)	n	L	80-85

1983-84 (9-19, 1-13 ACC/8th)

Captains: Mary Lou Jicka, Mary Rucker, Kate Brandt

DATE	OPPONENT	H/A	RESULT	SCORE
N25	vs. Miss Univ for Women (9)	n	W	76-61
N26	Stetson (9)	h	W	96-73
N30	at Alabama	a	L	49-79
D2	#3 Georgia (38)	n	L	52-89
D14	at #9 Maryland	a	L	59-80
D16	vs. West Virginia (10)	n	L	78-86 (OT)
D17	vs. Georgia State (10)	n	W	80-43
D18	at South Florida (10)	a	W	68-56
D21	at Stetson	a	W	69-62
J4	#12 NC State	h	L	52-65
J7	Duke	h	L	72-74
J11	at #17 Clemson	a	L	70-82
J16	#17 Maryland	h	L	48-67
J18	Queens College	h	W	84-56
J23	#16 Virginia	h	L	65-75
J25	#17 Clemson	h	L	72-79
J28	at North Carolina	a	L	73-81
J31	Georgia State	h	W	83-70
F4	at Wake Forest	a	L	70-79
F5	at East Carolina	a	L	56-61 (OT)
F9	at Georgia State	a	L	56-59
F11	at Duke	a	L	61-69
F13	at NC State	a	L	63-78
F18	at #11 Virginia	a	L	50-89
F20	#18 North Carolina	h	L	75-95
F23	South Florida	h	W	61-46
F25	Wake Forest	h	W	77-74
M2	vs. #15 Virginia (11)	n	L	58-75

1984-85 (11-16, 0-14 ACC/8th)

Captain: Cindy Cochran

DATE	OPPONENT	H/A	RESULT	SCORE
N21	Colorado	h	W	76-56
N27	Presbyterian	h	W	86-70
N29	#1 Georgia	h	L	69-100
D1	Converse	h	W	116-31
D12	at Maryland	a	L	52-68
D28	vs. Fordham (12)	n	W	77-56
D29	vs. Wagner (12)	n	W	81-70

J3	NC State	h	L	70-87
J5	at Wake Forest	a	L	49-54
J7	Arizona	h	W	65-59
J9	Clemson	h	L	81-84 (OT)
J12	Duke	h	L	58-65
J14	Maryland	h	L	67-69
J19	North Carolina	h	L	68-88
J21	#17 Virginia	h	L	47-71
J25	at Duke	a	L	67-75
J27	at North Carolina	a	L	50-81
J30	West Georgia	h	W	69-67
F3	at #20/#22 NC State	a	L	73-83
F7	at Georgia State	a	W	69-68 (OT)
F9	Wake Forest	h	L	55-77
F11	at Clemson	a	L	75-95
F13	Georgia Southern	h	W	75-57
F16	at #17/#17 Virginia	a	L	67-97
F22	Western Carolina (9)	h	W	83-61
F23	Georgia State (9)	h	W	80-75
M1	vs. #14/#14 NC State (11)	n	L	60-87

1985-86 (10-17, 1-13 ACC/8th)

Captains: Tory Ehle, Kristen Weinert

DATE	OPPONENT	H/A	RESULT	SCORE
N22	at Richmond	a	W	77-59
N24	at #18/#16 Virginia	h	L	52-86
N29	South Florida (9)	h	W	95-69
N30	Chattanooga (9)	h	L	69-76
D2	Presbyterian	h	W	124-56
D4	at #2/#2 Georgia	a	L	58-93
D16	Clemson	h	L	80-90
D21	at Maryland	a	L	65-80
D31	Furman	h	W	85-81
J2	#18/#18 NC State	h	L	69-77
J4	Marshall	h	W	83-81
J11	Duke	h	L	69-78
J13	Maryland	h	W	73-66
J18	at Clemson	a	L	73-84
J22	Columbia	h	W	87-69
J25	at #18/NR Duke	a	L	61-77
J27	at #16/#16 North Carolina	a	L	65-88
F1	Wake Forest	h	L	60-73
F5	at Chattanooga	a	W	82-77
F7	at NC State	a	L	57-92
F9	at Wake Forest	a	L	62-75
F13	Georgia Southern	h	W	79-71
F15	#5/#5 Virginia	h	L	64-82
F20	UAB	h	W	67-66
F22	#17/#18 North Carolina	h	L	81-92 (OT)
F24	Georgia State	h	L	75-80
M1	vs. #3/#3 Virginia (11)	n	L	64-90

1986-87 (14-13, 5-9 ACC/6th)

Captains: Tory Ehle, Marielle Walker

DATE	OPPONENT	H/A	RESULT	SCORE
N28	UC-Santa Barbara (13)	h	W	84-48
N29	Seton Hall (13)	h	W	72-65
D2	Chattanooga	h	W	69-60
D5	vs. Florida (14)	n	W	82-72
D6	vs. UAB (14)	n	W	77-65
D15	vs. Utah State (15)	n	W	106-40
D16	vs. Pepperdine (15)	n	W	79-77
D30	Auburn-Montgomery	h	W	74-58
J2	NR/#22 North Carolina	h	L	75-80
J6	#20/#19 Maryland	h	W	81-80 (OT)
J10	at #13/#13 NC State	a	L	63-74
J12	at Wake Forest	a	W	95-82
J15	at Georgia Southern	a	L	65-75
J17	#4/#4 Virginia	h	L	66-76
J22	at Clemson	a	W	81-78
J24	at North Carolina	a	L	81-86
J26	at Duke	a	L	66-85
J29	#10/#10 Georgia	h	L	57-72
F2	at #3/#3 Tennessee	a	L	74-100
F4	Western Carolina	h	W	85-47
F7	Duke	h	L	72-86
F11	at #8/#9 Virginia	a	L	56-78
F14	Wake Forest	h	W	72-70
F16	at Maryland	a	L	76-93
F21	#13/#15 NC State	h	L	69-78
F23	Clemson	h	W	82-66
F28	vs. North Carolina (11)	n	L	54-64

1987-88 (11-16, 3-11 ACC/7th)

Captains: Marielle Walker, Mandy Miller, Ida Neal

DATE	OPPONENT	H/A	RESULT	SCORE
N27	UAB (13)	h	W	101-75
N28	Monmouth (13)	h	W	76-70
D2	at #11/#10 Georgia	a	L	71-92
D5	vs. VCU (16)	n	W	73-63
D6	vs. Fordham (16)	n	W	79-78
D14	Southern	h	L	66-69
D19	at Marist	a	W	66-45
D20	at Iona	a	W	108-88
J3	at #16/#15 Maryland	a	L	80-83
J9	NC State	h	W	94-74
J11	#4/#4 Tennessee	h	L	79-96
J15	at #11/#11 Duke	a	L	71-77 (OT)
J17	at North Carolina	a	L	74-82
J20	at #7/#7 Virginia	a	L	69-90
J23	#20/#23 Wake Forest	h	L	66-71
J27	at Clemson	a	L	72-94
J30	#17/#17 Duke	h	L	71-80
F3	Clemson	h	L	74-90
F5	at NC State	a	W	83-74
F7	at #16/#17 Wake Forest	a	L	79-87
F10	Auburn-Montgomery	h	W	89-72
F13	North Carolina	h	W	76-74
F16	#13/#13 Maryland	h	L	70-92
F22	Coastal Carolina	h	W	92-60
F25	#9/#10 Virginia	h	L	68-91
F28	at Chattanooga	a	L	76-79
M5	vs. #11/#12 Maryland (11)	n	L	74-102

AGNUS BERENATO

Head Coach: 1989-2003

Seasons: 15

Record: 223-209 (.516)

1988-89 (14-14, 5-9 ACC/6th)

Captains: Ida Neal, Tonia Rodd

DATE	OPPONENT	H/A	RESULT	SCORE
N25	Winthrop (13)	h	W	83-61
N26	Richmond (13)	h	W	84-80 (2OT)
N28	#3/#3 Georgia	h	L	58-73
D2	vs. Georgia Southern (17)	n	L	60-61
D3	vs. UNC Asheville (17)	n	W	78-63
D13	Appalachian State	h	L	59-83
D17	vs. Howard (18)	n	W	87-82
D18	vs. Maine (18)	n	W	82-62
J2	Chattanooga	h	W	74-71
J4	#5/#5 Maryland	h	L	60-85
J7	at #19/#19 NC State	a	L	70-100
J8	at Wake Forest	a	L	57-85
J14	North Carolina	h	W	87-81
J18	at Clemson	a	L	56-83
J21	#13/#16 Virginia	h	W	105-80
J25	Mercer	h	W	89-70
J28	at Duke	a	W	97-94 (OT)
J29	at North Carolina	a	W	97-89
F1	Western Carolina	h	W	69-46
F4	at #15/#16 Virginia	a	L	74-91
F6	at #6/#4 Maryland	a	L	74-106
F11	Wake Forest	h	W	88-82
F13	Auburn-Montgomery	h	W	80-57
F15	at #3/#3 Tennessee	a	L	71-88
F18	#13/#13 NC State	h	L	79-87
F22	NR/#25 Clemson	h	L	62-89
F25	Duke	h	L	71-78
M4	vs. NR/#25 Clemson (11)	n	L	74-94

1989-90 (13-17, 4-10 ACC/6th)

Captains: Theresa Gernatt, Sheila Wagner

DATE	OPPONENT	H/A	RESULT	SCORE
N24	Tennessee State (19)	h	W	93-61
N25	Furman (19)	h	L	92-108
N29	at #4/#4 Georgia	a	L	70-85
D2	vs. Loyola Marymount (16)	n	W	81-53
D3	vs. Lafayette (16)	n	W	89-64
D13	at Mercer	a	W	87-52
D16	at Santa Clara	a	L	66-69
D18	at San Francisco	a	L	67-85
D19	at Pacific	a	L	68-88

YEAR BY YEAR RESULTS

D31	at Chattanooga	a	W	94-82
J2	#6/#8 NC State	h	W	79-78
J6	Wake Forest	h	L	52-70
J8	Auburn-Montgomery	h	W	89-63
J11	at North Carolina	a	W	90-73
J13	at Duke	a	L	68-72
J18	#15/#15 Maryland	h	W	70-68
J20	at #9/#9 Virginia	a	L	77-97
J24	at Clemson	a	L	69-77
J27	Duke	h	W	78-74
J30	at #23/#23 Maryland	a	L	52-83
F3	#12/#12 Virginia	h	L	65-94
F7	Mercer	h	W	83-66
F10	North Carolina	h	L	77-81
F12	NR/#25 Clemson	h	L	75-80
F16	at #9/#9 NC State	a	L	55-80
F18	at Wake Forest	a	L	59-73
F23	vs. Temple (7)	n	L	79-87
F24	vs. Southern Utah (7)	n	W	87-75
F25	vs. Boise State (7)	n	W	93-66
M3	vs. Virginia (11)	n	L	65-73

1990-91 (15-13, 3-11 ACC/7th)

Captains: Theresa Gernatt, Karen Lounsbury

DATE	OPPONENT	H/A	RESULT	SCORE
N23	UNC-Wilmington (20)	h	W	101-79
N24	East Tenn. St. (20)	h	W	89-62
N30	vs. South Florida (21)	n	W	98-58
D1	Minnesota (21)	a	W	84-69
D5	at Rider	a	W	114-72
D8	vs. William & Mary (22)	n	W	78-60
D9	vs. Temple (22)	n	W	83-68
D20	vs. Campbell (23)	n	L	75-82
D21	at Furman (23)	a	W	89-85
D30	Winthrop	h	W	124-47
J2	Western Carolina	h	W	94-71
J4	at #2/#2 NC State	a	L	79-97
J6	at Wake Forest	a	L	72-85
J9	North Carolina	h	W	101-86
J13	Maryland	h	L	66-68
J16	Chattanooga	h	W	98-73
J19	#1/#1 Virginia	h	L	72-98
J23	#21/#20 Clemson	h	L	61-63
J26	Duke	h	L	79-93
F2	at #1/#1 Virginia	a	L	94-98
F4	at Maryland	a	L	79-93
F7	Wake Forest	h	W	74-67
F11	at #23/#20 Clemson	a	L	64-76
F16	#7/#8 NC State	h	L	74-98
F19	Mercer	h	W	85-61
F22	at North Carolina	a	W	83-63
F24	at Duke	a	L	76-89
M2	vs. Maryland (11)	n	L	73-91

1991-92 (20-13, 6-10 ACC/7th)

NWIT CHAMPIONS

Captains: Allison Echols, Sheila Wagner

DATE	OPPONENT	H/A	RESULT	SCORE
N22	vs. Alcorn State (14)	n	W	98-69
N23	vs. UAB (14)	n	L	72-91
N29	Rider (20)	h	W	115-64
N30	Chattanooga (20)	h	W	114-57
D5	at Army	a	W	71-55
D7	at Marist	a	W	93-63
D11	at Florida State	a	W	70-68
D28	Boston College (24)	n	W	97-61
D29	vs. Santa Clara (24)	n	W	64-61
D30	at Miami (Fla.) (24)	n	L	63-78
J3	at Duke	a	L	76-80
J5	at North Carolina	a	L	69-83
J8	Wake Forest	h	W	74-56
J11	Florida State	h	L	66-77
J15	Coppin State	h	W	100-42
J17	#16/#15 NC State	h	W	83-72
J22	#15/#15 Clemson	h	L	69-73
J25	at #2/#2 Virginia	a	L	74-79
J27	at #1/#1 Maryland	a	L	54-75
F4	at #15/#15 Clemson	a	W	59-57
F8	#2/#2 Virginia	h	L	62-86
F14	at Appalachian St.	a	W	95-73
F17	#4/#1 Maryland	h	L	63-71
F21	at Wake Forest	a	W	83-66
F23	at NC State	a	L	70-86

F29	#25/NR North Carolina	h	L	70-73
M2	Duke	h	W	75-53
M7	vs. #4/#5 Maryland (25)	n	W	68-67
M8	vs. #20/#20 Clemson (25)	n	W	74-73
M9	vs. #1/#1 Virginia (25)	n	L	69-70
M26	vs. Wisc.-Green Bay (26)	n	W	78-77
M27	vs. Nebraska (26)	n	W	73-68
M28	vs. Hawaii (26)	n	W	90-72

1992-93 (16-11, 8-8 ACC/t-4th)

NCAA Tournament First Round

Captains: Laura Kauffman, Joyce Pierce

DATE	OPPONENT	H/A	RESULT	SCORE
D4	Hofstra (20)	h	W	111-62
D5	Mercer (20)	h	W	82-59
D13	at Minnesota	a	W	82-62
D16	Clemson (38)	h	W	86-68
D18	Appalachian St.	h	W	110-72
D29	Alabama (27)	n	L	101-103 (OT)
D30	Fordham (27)	n	W	69-68
J5	#15/#14 North Carolina	h	W	73-63
J8	at NC State	a	W	86-79
J10	at Wake Forest	a	L	70-85
J14	#3/#3 Maryland	h	L	66-77
J18	Florida State	h	L	71-79
J23	#10/#10 Virginia	h	L	81-107
J26	at #21/#18 Clemson	a	L	80-85
J29	at Duke	a	W	86-80 (OT)
J31	at #16/#16 North Carolina	a	L	68-72 (OT)
F3	East Tenn. State	h	W	88-55
F5	at #11/#11 Virginia	a	L	53-88
F7	at #7/#9 Maryland	a	L	70-75
F12	at Florida State	a	W	61-46
F16	Furman	h	W	86-72
F19	NC State	h	W	92-89 (2OT)
F21	Wake Forest	h	W	85-72
F24	at Chattanooga	a	W	68-67 (OT)
F26	Duke	h	W	72-67
M6	vs. NR/#24 Clemson (25)	n	L	66-87
M17	at Northwestern (28)	a	L	62-90

1993-94 (12-15, 5-11 ACC/7th)

Captains: Renee Wilkinson, Demieta Keener

DATE	OPPONENT	H/A	RESULT	SCORE
D1	Minnesota	h	L	73-77 (OT)
D4	Stetson (20)	h	W	75-56
D5	St. Joseph's (20)	h	W	51-50
D14	at Georgia State (29)	a	W	82-58
D15	#25/#21 Georgia (29)	h	L	52-67
D18	at Florida State	a	W	65-62
D29	at Rider	a	L	66-69
J2	at #20/#20 Maryland	a	L	62-69
J5	Chattanooga	h	W	71-70
J7	NC State	h	W	75-60
J9	Wake Forest	h	W	70-60
J14	at Duke	a	L	59-77
J16	at #4/#4 North Carolina	a	L	51-87
J19	at Furman	a	W	79-63
J22	at #12/#11 Virginia	a	L	75-88
J26	at Clemson	a	L	52-77
J30	Maryland	h	L	46-67
F1	Florida State	h	W	63-51
F6	#10/#11 Virginia	h	L	54-82
F9	at East Tenn. State	a	W	88-73
F12	#3/#3 North Carolina	h	L	79-89
F14	at Mercer	a	W	62-57
F18	at NC State	a	L	53-71
F20	at Wake Forest	a	L	69-70
F25	Clemson	h	L	51-55
F27	Duke	h	W	61-56
M5	vs. #5/#6 North Carolina (25)	n	L	55-78

1994-95 (14-16, 5-11 ACC/6th)

Captains: Demieta Keener, Christie Finney

DATE	OPPONENT	H/A	RESULT	SCORE
N28	Furman	h	W	78-60
D2	Butler (20)	h	L	66-67
D3	Cornell (20)	h	W	90-66
D10	Lafayette	h	W	95-38
D12	Georgia Southern (30)	h	W	79-66
D13	#14/#14 Georgia (30)	h	L	81-113
D15	at Chattanooga	a	W	74-71
D19	vs. UCLA (7)	n	L	69-81

D20	at Alaska-Anch. (7)	a	L	85-87
D21	vs. Army (7)	n	W	85-51
D30	at Fairfield	a	W	111-66
J5	Maryland	h	W	82-59
J7	at #4/#4 North Carolina	a	L	62-74
J12	Wake Forest	h	W	83-77
J15	NC State	h	L	67-81
J18	#25/NR Duke	h	L	71-80
J21	#12/#14 at Virginia	a	L	53-73
J23	Florida State	h	L	58-60
J26	at Clemson	a	L	56-68
J30	at Florida State	a	W	68-57
F5	at Maryland	a	W	67-59
F8	#11/#11 North Carolina	h	L	62-84
F11	at Wake Forest	a	L	61-66
F13	Georgia State	h	W	107-62
F16	at NC State	a	L	64-80
F18	at #22/#25 Duke	a	L	68-77
F20	#6/#7 Virginia	h	L	53-61
F22	at Mercer	a	W	82-49
F25	Clemson	h	W	68-60
M3	vs. NC State (25)	n	L	70-88

1995-96 (14-13, 5-11 ACC/8th)

Captains: Kisha Ford, Shea Matlock

DATE	OPPONENT	H/A	RESULT	SCORE
N14	Md.-Eastern Shore (20)	h	W	93-43
N25	Illinois (20)	h	W	70-60
D2	vs. New Hampshire (29)	n	W	90-72
D3	at Manhattan (29)	n	W	90-61
D13	Chattanooga	h	W	81-62
D28	Western Carolina (31)	h	W	88-48
D29	Seton Hall (31)	h	W	82-67
J1	Appalachian St.	h	W	95-68
J2	at Maryland	a	L	60-61
J6	North Carolina	h	L	74-78
J10	at Wake Forest	a	L	67-81
J15	at #11/#13 NC State	a	L	63-68
J17	at #13/#16 Duke	a	L	66-78
J20	#7/#7 Virginia	h	L	58-79
J22	Florida State	h	W	97-65
J25	#18/#19 Clemson	h	W	55-38
J29	at Georgia State	a	W	76-60
J31	at Florida State	a	L	85-90 (3OT)
F3	Maryland	h	W	59-30
F7	at North Carolina	a	L	72-88
F11	Wake Forest	h	W	75-65
F14	NC State	h	L	64-73
F17	Duke	h	L	55-70
F20	at Virginia	a	L	62-80
F25	at #17 Clemson	a	W	72-62
F27	at Mercer	a	L	61-64
F29	vs. Florida State (25)	n	L	51-64

1996-97 (15-12, 7-9 ACC/7th)

Captains: Kisha Ford, Tiffany Martin

DATE	OPPONENT	H/A	RESULT	SCORE
N25	Mercer	h	W	98-79
N28	Drexel (20)	h	W	84-65
N29	#9/#12 Notre Dame (20)	h	L	69-76
D3	at Appalachian St.	a	W	88-80 (OT)
D12	at #17/#16 Duke	a	L	65-74
D21	at St. Mary's	a	L	59-66
D22	at San Jose State	a	W	68-53
D29	William & Mary (31)	h	W	78-53
D30	Manhattan (31)	h	W	105-63
J2	Maryland	h	W	44-40
J5	#7/#7 NC State	h	W	73-72
J8	at Chattanooga	a	W	72-56
J11	at #16/#15 North Carolina	a	L	53-80
J13	#12/#11 Clemson	h	L	59-67
J16	at #8/#8 Virginia	a	L	53-74
J19	at Wake Forest	a	W	80-65
J22	Florida State	h	W	75-51
J27	#22/#21 Duke	h	L	58-83
J30	#6/#8 North Carolina	h	L	77-80
F4	Georgia State	h	W	76-56
F8	#19/#18 at Clemson	a	L	50-52
F10	at Florida State	a	W	68-60
F13	#9/#8 Virginia	h	W	72-60
F16	Wake Forest	h	W	83-67
F19	at Maryland	a	L	69-73
F23	at NC State	a	L	69-82

YEAR BY YEAR RESULTS

F28 vs. #13/#10 Virginia (32) n L 63-77

1997-98 (11-17, 3-13 ACC/8th)

Captains: Joannah Kauffman, Shea Matlock

DATE	OPPONENT	H/A	RESULT	SCORE
N15	at American	a	L	66-82
N18	at Georgia State	a	W	73-59
N22	at Maryland	a	L	42-74
N24	at Mercer	a	W	70-65 (OT)
N28	Charleston Southern (20)	h	W	87-64
N29	Boston College (20)	h	W	81-79
D1	Chattanooga	h	W	70-42
D3	Davidson	h	L	72-90
D6	#9/#10 Virginia	h	W	84-65
D29	St. Mary's (33)	h	W	69-60 (OT)
D30	#20/20 Auburn (33)	h	L	41-70
J2	#18/#4 NC State	h	L	63-75
J4	at #23/22 Duke	a	L	56-87
J8	#8/7 North Carolina	h	L	48-69
J11	at Wake Forest	a	W	80-60
J18	Florida State	h	L	53-88
J22	at #19/#22 Clemson	a	L	56-79
J24	Belmont	h	W	76-64
J26	Maryland	h	L	57-68
J30	at #16/13 Virginia	a	L	57-93
F1	at #7/9 NC State	a	L	60-85
F5	#14/16 Duke	h	L	55-58
F8	at #5/5 North Carolina	a	L	58-85
F13	Wake Forest	h	W	58-53
F19	at Florida State	a	L	56-77
F22	#19/#9 Clemson	h	L	58-89
F26	vs. Wake Forest (32)	n	W	78-67
F27	vs. #8/10 Duke (32)	n	L	56-100

1998-99 (13-14, 6-10 ACC/6th)

Captains: Kenya Williams, Kelly Muir

DATE	OPPONENT	H/A	RESULT	SCORE
N15	American	h	L	67-87
N21	at Davidson	a	W	88-70
N24	Mercer	h	W	78-50
N27	Samford (34)	h	W	96-62
N28	Weber State (34)	h	W	81-46
D3	at #9/8 North Carolina	a	L	68-85
D5	at #17/14 NC State	a	W	74-73
D16	at Chattanooga	a	W	94-60
D19	Georgia State	h	L	56-66
D29	St. Francis, N.Y. (33)	h	W	90-45
D30	Lafayette (33)	h	W	100-52
J2	Florida State	h	W	92-70
J4	at Wake Forest	a	L	72-77
J7	at #13/17 Duke	a	L	46-113
J10	#12/10 Clemson	h	L	56-61
J14	at #22/23 Virginia	a	L	62-82
J18	#5/4 Georgia (35)	n	L	82-88
J21	Maryland	h	W	72-56
J24	#7/6 North Carolina	h	W	91-84
J28	NC State	h	L	73-93
J31	at Florida State	a	W	86-78
F3	Wake Forest	h	W	74-58
F7	#9/11 Duke	h	L	73-74
F11	at #19/19 Clemson	a	L	41-69
F18	#17/17 Virginia	h	L	73-86
F21	at Maryland	a	L	79-92
F27	vs. #13/14 North Carolina (32)	n	L	71-87

1999-2000 (17-14, 7-9 ACC/6th)

WNIT Quarterfinals

Captains: Danielle Donehew, Niesha Butler

DATE	OPPONENT	H/A	RESULT	SCORE
N23	at Georgia State	a	W	75-51
N26	Elon (34)	h	W	85-53
N27	Hofstra (34)	h	W	89-61
N30	#6/6 NC State	h	L	70-80
D4	Clemson	h	W	81-62
D7	Charleston Southern	h	W	103-65
D9	#25 Mississippi St.	h	L	56-71
D19	at Monmouth	a	W	79-68
D21	at St. Francis, N.Y.	a	W	91-60
D29	Western Michigan (33)	h	W	95-89 (OT)
D30	Pittsburgh (33)	h	L	69-75
J3	at Virginia	a	L	70-83
J6	at Wake Forest	a	W	73-62
J9	#14/10 Duke	h	L	45-64

J13	#15/12 North Carolina	h	W	55-44
J16	at Florida State	a	L	64-93
J20	vs. #7/7 Georgia (35)	n	L	58-86
J23	at Maryland	a	W	73-67
J31	at Clemson	a	L	43-72
F3	at #24/23 Virginia	a	L	65-66
F6	Wake Forest	h	W	60-54
F11	at #14/12 Duke	a	L	51-83
F13	at North Carolina	a	L	62-85
F17	Florida State	h	L	74-77
F24	at #14/11 NC State	a	W	69-52
F27	Maryland	h	W	60-49
M4	vs. #15/14 NC State (36)	n	W	71-62
M5	vs. #12/10 Duke (36)	n	L	56-77
M16	Southern Miss (37)	h	W	76-71 (OT)
M18	at Chattanooga (37)	a	W	81-74
M21	at Arkansas (37)	a	L	67-78

2000-01 (14-15, 5-11 ACC/8th)

WNIT First Round

Captains: Niesha Butler, Jaime Kruppa, Alex Stewart

DATE	OPPONENT	H/A	RESULT	SCORE
N24	Cornell (34)	h	W	74-68
N25	Mt. St. Mary's (34)	h	W	102-90
N29	Georgia State	h	W	75-70
D3	at #16/16 Miss. St.	a	L	68-88
D6	at #21/19 NC State	a	L	63-77
D8	vs. #5/6 Georgia (35)	n	L	61-78
D17	Dartmouth	h	W	79-62
D19	at Wagner	a	W	73-50
D21	at Hofstra	a	W	77-74
D29	St. Francis, Pa. (33)	h	W	94-51
D30	Fresno State (33)	h	W	87-56
J2	at North Carolina	a	W	82-75
J5	Florida State	h	L	65-66
J7	NR/#25 Virginia	h	W	70-65
J11	at #5/5 Duke	a	L	83-86
J18	#20/20 Clemson	h	L	64-72
J21	Maryland	h	L	62-66
J25	at Wake Forest	a	L	71-79
J30	Charleston Southern	h	W	94-65
F1	North Carolina	h	L	63-85
F5	at Florida State	a	L	69-89
F8	at NR/#24 Virginia	a	W	87-70
F12	#4/4 Duke	h	L	54-74
F15	#21/20 NC State	h	L	68-74
F19	at NR/#22 Clemson	a	L	49-68
F22	at Maryland	a	W	66-62
F25	Wake Forest	h	W	79-63
M2	vs. North Carolina (36)	n	L	64-79
M15	at Mississippi St. (37)	a	L	73-77

2001-02 (15-14, 7-9 ACC/t-5th)

WNIT First Round

Captains: Nina Barlin, Milli Martinez, Regina Tate

DATE	OPPONENT	H/A	RESULT	SCORE
N16	Kansas State	h	L	70-74
N18	at Long Island	a	W	80-49
N23	UNC Asheville (34)	h	W	88-56
N24	Eastern Washington (34)	h	W	91-36
D1	vs. Arkansas State (39)	n	W	77-52
D2	vs. Southern (39)	n	L	47-56
D5	Florida State	h	L	78-87
D8	at Fordham	a	W	51-49
D18	at Georgia State	a	W	71-68
D27	vs. #10/#8 Georgia (40)	n	L	52-69
D30	#6/#9 Duke	h	L	60-76
J4	at Wake Forest	a	W	65-56
J6	at NC State	a	L	63-75
J10	Virginia	h	W	92-61
J14	Maryland	h	W	61-58
J17	at #17/#17 North Carolina	a	W	81-62
J20	at Florida State	a	W	73-56
J26	Clemson	h	W	83-78
J29	Charleston Southern	h	W	79-52
J31	at #5/#5 Duke	a	L	50-86
F3	Wake Forest	h	L	61-64
F7	NC State	h	W	69-57
F11	at Virginia	a	L	79-85
F14	at Maryland	a	L	70-81
F17	#20/#22 North Carolina	h	L	62-71
F21	at Clemson	a	L	65-68
F23	Morris Brown	h	W	111-40

M2	vs. Virginia (36)	n	L	58-60
M13	vs. Miami (37)	h	L	64-73

2002-03 (20-11, 8-8 ACC/t-4th)

NCAA First Round

Captains: Nina Barlin, Megan Isom, Sonja Mallory

DATE	OPPONENT	H/A	RESULT	SCORE
N15	Charlotte	h	W	67-57
N17	at #5/#5 Kansas St.	a	L	59-83
N26	Long Island	h	W	82-47
N29	ETSU (34)	h	W	85-35
N30	Miami (Ohio) (34)	h	W	78-62
D5	Mercer	h	W	96-50
D15	at UCF	a	W	62-58
D18	Georgia State	h	W	65-46
D21	Fordham	h	W	69-53
D27	vs. #24/#22 Georgia (40)	n	W	65-61
D30	St. John's (33)	h	W	61-53
D31	East Carolina (33)	h	W	88-75
J2	#11/#12 North Carolina	h	L	67-72
J5	at Maryland	a	L	63-71
J13	#1/#1 Duke	h	L	59-79
J16	at Virginia	a	L	63-74
J20	at Florida State	a	L	47-66
J23	Clemson	h	W	89-78 (ot)
J26	NC State	h	W	64-54
J31	at Wake Forest	a	W	74-70
F2	at #7/#6 North Carolina	a	L	64-76
F7	Maryland	h	W	59-51
F13	at #2/#2 Duke	a	L	43-82
F16	Virginia	h	L	54-56
F19	Florida State	h	W	86-56
F23	at Clemson	a	W	78-63
F27	at NC State	a	W	78-60
M3	Wake Forest	h	W	77-60
M8	vs. Florida State (36)	n	W	64-59
M9	vs. #2/#2 Duke (36)	n	L	52-76
M22	vs. Virginia Tech (41)	n	L	59-61

MACHELLE JOSEPH

Head Coach: 2003-19

Seasons: 16

Record: 311-201 (.607)

2003-04 (14-15, 5-11 ACC/8th)

Captains: Megan Isom, Jasmina Pacariz, Alex Stewart, Fallon Stokes

DATE	OPPONENT	H/A	RESULT	SCORE
N21	at Florida Atlantic	a	W	73-62
N27	vs. James Madison (42)	n	W	60-53
N28	vs. West Virginia (42)	n	L	61-75
N29	vs. SW Missouri St. (42)	n	W	78-71
D2	Davidson	h	W	60-54
D6	at Georgia State	a	W	69-64
D14	Central Florida	h	W	70-48
D18	at Old Dominion	a	L	56-67
D21	at Princeton	a	W	67-66
D27	vs. #11/#12 Georgia (40)	n	L	62-78
D30	William & Mary (33)	h	W	67-57
D31	Florida A&M (33)	h	W	84-45
J2	Florida State	h	W	66-59
J8	#1/#2 Duke	h	L	45-77
J12	at Virginia	a	L	59-60
J15	at Maryland	a	L	87-91
J18	Clemson	h	L	61-75
J22	at #13/#11 North Carolina	a	L	56-63
J25	at Florida State	a	W	73-62
J29	Wake Forest	h	L	55-57
F1	at NC State	a	L	71-75
F7	at #2/#2 Duke	a	L	41-81
F12	Virginia	h	W	65-55
F15	Maryland	h	W	58-57
F19	at Clemson	a	L	47-59
F23	#11/#15 North Carolina	h	L	46-58
F26	NC State	h	W	76-61
F29	at Wake Forest	h	L	61-63
M5	vs. Wake Forest (36)	n	L	59-61

YEAR BY YEAR RESULTS

2004-05 (13-14, 4-10 ACC/8th)

Captains: Megan Harping, Kasha Terry, Jessica Williams

DATE	OPPONENT	H/A	RESULT	SCORE
N19	Georgia State	h	W	72-30
N23	Old Dominion	h	W	71-64
N28	Princeton	h	W	60-50
D3	#6/#6 Georgia	h	W	55-49
D5	Grambling State	h	W	66-52
D12	at Tulsa	a	L	47-55
D17	at St. John's	a	L	65-69
D21	Samford	h	W	64-52
D30	Mississippi Valley State (33)	h	W	74-41
D31	Alcorn State (33)	h	W	62-43
J3	UAB	h	W	74-49
J6	at Florida State	a	W	59-58
J10	Virginia	h	L	38-61
J13	#15/#17 Maryland	h	L	65-72
J17	at #1/#1 Duke	a	L	59-82
J23	at Miami	a	W	62-46
J26	Clemson	h	W	53-48
J30	#12/#5 North Carolina	h	L	41-55
F3	at #20/#21 Maryland	a	L	67-84
F6	at Wake Forest	a	W	40-37
F10	#23/#24 NC State	h	L	59-83
F13	Arkansas (43)	n	L	59-71
F16	at Virginia Tech	a	L	48-73
F20	#3/#4 Duke	h	L	55-73
F24	at Clemson	a	L	49-58
F27	Florida State	h	L	49-51
M4	Miami (36)	n	L	58-60

2005-06 (14-15, 2-12 ACC/11th)

Captains: Megan Harping, Kasha Terry, Jessica Williams, Cheytoria Phillips

DATE	OPPONENT	H/A	RESULT	SCORE
N18	at UAB	a	W	68-55
N20	Arkansas-Pine Bluff	h	W	74-36
N23	College of Charleston	h	W	66-50
N27	Appalachian State	h	W	68-45
N30	at Georgia State	a	W	60-51
D4	at #17/#17 Georgia	a	L	66-72
D9	San Diego	h	W	56-51
D18	Tulsa	h	W	54-38
D20	Longwood	h	W	81-41
D22	Troy	h	W	69-43
D30	Alabama State(33)	h	W	76-46
D31	UMass (33)	h	W	57-43
J5	Miami	h	L	63-75
J8	at Clemson	a	L	63-72
J11	#2/#2 Duke	h	L	59-67
J15	vs. Kentucky (43)	n	L	62-66
J18	at #4/#3 North Carolina	a	L	56-85
J22	Wake Forest	h	W	66-61
J26	at #6/#6 Maryland	a	L	71-79
J29	Clemson	h	W	83-64
F2	Florida State	h	L	54-59
F5	#1/#1 North Carolina	h	L	56-75
F9	at #21/#22 Boston College	a	L	55-57
F12	at NC State	a	L	53-65
F19	Virginia Tech	h	L	54-70
F23	at Virginia	a	L	51-57
F26	at Miami	a	L	85-90 (20T)
M2	vs. Miami (36)	n	W	79-62
M3	vs. Maryland (36)	n	L	66-71

2006-07 (21-12, 9-5 ACC/6th)

NCAA Second Round

Captains: Janie Mitchell, Chioma Nnamaka

DATE	OPPONENT	H/A	RESULT	SCORE
N10	Mercer	h	W	87-48
N14	at Appalachian State	a	W	79-53
N16	Georgia State	h	W	83-41
N20	at Temple	a	L	62-76
N24	at San Diego	a	L	59-62
D3	#8/#8 Georgia	h	L	69-79
D6	Kennesaw State	h	W	81-43
D10	Jacksonville	h	W	79-57
D18	at Northwestern	a	W	82-68
D20	at College of Charleston	a	W	82-50
D29	Alcorn State (33)	h	W	76-54
D30	Mississippi State (33)	h	L	56-62
J2	#2/#2 North Carolina	h	L	57-69

J4	Winston-Salem State	h	W	73-43
J7	at Clemson	a	W	63-57
D10	Jacksonville	h	W	79-57
D18	at Northwestern	a	W	82-68
D20	at College of Charleston	a	W	82-50
D29	Alcorn State (33)	h	W	76-54
D30	Mississippi State (33)	h	L	56-62
J2	#2/#2 North Carolina	h	L	57-69
J4	Winston-Salem State	h	W	73-43
J7	at Clemson	a	W	63-57
J10	at #3/#3 Duke	a	L	51-83
J15	Miami	h	W	52-37
J18	at North Carolina	a	L	31-78
J21	vs. #14/#11 Vanderbilt (43)n	n	L	55-72
J25	Boston College	a	W	60-49
J28	at Wake Forest	a	W	58-45
F1	#4/#4 Maryland	h	W	77-72
F5	at Virginia Tech	a	L	68-73
F9	at Florida State	a	L	52-63
F11	NC State	h	W	69-62
F15	at Miami	a	W	66-45
F19	Clemson	h	W	62-59
F22	Virginia	h	W	73-49
F25	Longwood	h	W	75-46
M1	vs. Miami (36)	n	W	66-52
M2	vs. #6/#5 Maryland (36)	n	L	59-75
M17	vs. DePaul (44)	n	W	55-54
M19	vs. Purdue (44)	n	L	63-76

2007-08 (22-10, 7-7 ACC/5th)

NCAA First Round

Captains: Jill Ingram, Janie Mitchell, Chioma Nnamaka, Jacqua Williams

DATE	OPPONENT	H/A	RESULT	SCORE
N9	Davidson	h	W	69-50
N13	at Tulane	a	W	66-61
N18	Temple	h	W	59-49
N21	Northwestern	h	W	55-46
N28	at Iowa	a	W	76-57
D2	at #7/8 Georgia	a	L	64-71
D6	South Carolina Upstate	h	W	92-45
D9	Georgia Southern	h	W	78-50
D16	at Mississippi State	a	W	70-58
D18	at Mississippi Valley State	a	W	79-67
D22	at Georgia State	a	W	79-67
D29	Chicago State (33)	h	W	57-31
D30	Kennesaw St. (33)	h	W	83-68
J2	Jackson State	h	W	79-42
J5	at #4/4 North Carolina	a	L	78-99
J10	Wake Forest	h	W	57-47
J13	Miami	h	W	68-65
J17	at NC State	a	W	67-63
J20	at #4/4 Maryland	a	L	95-99 (20T)
J24	#10/10 Duke	h	L	47-73
J31	Clemson	h	W	77-59
F3	Florida State	h	W	83-73
F7	at Miami	a	L	52-54
F10	#3/3 North Carolina	h	L	61-75
F12	Savannah State	h	W	82-28
F18	at Boston College	a	L	53-62
F24	at Clemson	a	W	74-58
F29	Virginia Tech	h	W	76-43
M2	at Virginia	a	L	101-103 (20T)
M6	vs. Miami (36)	n	W	76-49
M7	vs. #25/25 Virginia (36)	n	L	43-52
M22	vs. Iowa State (45)	n	L	55-58

2008-09 (22-10, 8-6 ACC/5th)

NCAA Second Round

Captains: Alex Montgomery, Jacqua Williams

DATE	OPPONENT	H/A	RESULT	SCORE
N14	Troy	h	W	73-49
N16	at #1/1 Connecticut	a	L	71-82
N19	Kennesaw State	h	W	77-49
N22	Mississippi Valley State	h	W	72-37
N26	Georgia State	h	W	74-56
N29	vs. #9/11 Texas (46)	n	L	68-76
N30	vs. Tennessee Tech (46)	n	W	68-56
D3	#21/24 Michigan State	h	W	70-57
D5	Georgia	h	W	57-42
D13	vs. Oregon (47)	n	W	74-59
D18	vs. Winthrop (48)	n	W	65-27
D20	vs. UT-Arlington (48)	n	W	63-56

D30	Florida A&M	h	W	77-42
J4	Tulane	h	W	69-52
J8	Boston College	h	L	64-65 (OT)
J12	at Miami	a	W	68-50
J18	at Florida State	a	L	49-59
J22	#2/3 North Carolina	h	W	66-62
J25	at #4/8 Duke	a	L	34-60
J29	Miami	h	W	68-42
F1	Clemson	h	W	49-41
F3	at Wake Forest	a	L	60-68
F8	NC State	h	W	67-54
F11	at Savannah State	a	W	89-34
F15	at #8/7 North Carolina	a	L	50-73
F19	Maryland	h	L	79-87
F22	at Clemson	a	W	89-54
F26	at Virginia Tech	a	W	73-68 (OT)
M1	#22/19 Virginia	h	W	74-66
M5	vs. Clemson (36)	n	L	69-81
M22	at Iowa (49)	a	W	76-62
M24	vs. #4/4 Oklahoma (49)	n	L	50-69

2009-10 (23-10, 8-6 ACC/4th)

NCAA First Round

Captains: Brigitte Ardossi, Deja Foster, Alex Montgomery

DATE	OPPONENT	H/A	RESULT	SCORE
N13	Winthrop	h	W	63-30
N15	at Oklahoma State	a	L	64-70
N21	Florida Gulf Coast	h	W	58-48
N27	vs. Seton Hall (50)	n	W	57-51
N28	at Long Island (50)	a	W	73-56
D2	at Penn State	a	W	64-60
D6	at #13/16 Georgia	a	L	50-56
D13	Mississippi Valley State	h	W	89-41
D16	Oregon	h	W	87-69
D18	at Kennesaw State	a	W	94-48
D20	Arizona	h	W	70-48
D22	at Georgia State	a	W	62-50
D28	vs. Hampton (51)	n	W	63-54
D29	at Florida International	a	W	68-57
J2	Army	h	W	76-47
J6	at #7/7 North Carolina	a	L	78-89
J11	Clemson	h	W	72-58
J14	Wake Forest	h	W	72-66
J17	at Boston College	a	L	51-77
J21	Savannah State	h	W	80-51
J24	at #25/22 Virginia	a	L	55-57
J27	Miami	h	W	80-73 (OT)
J31	Virginia Tech	h	W	61-47
F5	at Maryland	a	W	61-60
F8	at Clemson	a	W	68-53
F15	#10/10 Florida State	h	L	59-69
F19	#8/7 Duke	h	L	50-64
F21	at Miami	a	W	77-73
F26	North Carolina	h	W	64-57
J28	at Nc State	a	L	46-54
M5	vs. Wake Forest (36)	n	W	52-45
M6	vs. #9/8 Duke (36)	n	L	55-67
M21	vs. Arkansas Little Rock (52)n	n	L	53-63

2010-11 (24-11, 9-5 ACC/t-4th)

NCAA Second Round

Captains: Deja Foster, Alex Montgomery, Metra Walthour

DATE	OPPONENT	H/A	RESULT	SCORE
N12	Georgia State	h	W	66-56
N14	at Old Dominion	a	L	63-65
N17	Kennesaw State	h	W	79-60
N19	Prairie View A&M	h	W	61-37
N21	#1/1 Connecticut	h	L	51-71
N25	vs. #12/12 Georgetown (42) n	n	L	58-67
N26	vs. #4/4 Tennessee (42)	n	L	42-66
N27	vs. Missouri (42)	n	W	61-46
D1	Northwestern	h	W	67-63
D3	Middle Tennessee State	h	W	68-48
D5	#21/22 Georgia	h	W	69-53
D21	at Portland State	a	W	69-53
D23	at Washington	a	W	60-27
D28	Mercer	h	W	101-44
D30	Tennessee State	h	W	82-11
J2	Jacksonville State	h	W	81-52
J6	#8/8 North Carolina	h	W	71-70
J9	at Clemson	a	W	64-53
J13	Virginia	h	W	68-48
J17	at Wake Forest	a	W	54-46

YEAR BY YEAR RESULTS

J21	at #3/3 Duke	a	L	32-69
J23	Boston College	h	W	67-54
J27	at Virginia Tech	a	W	78-57
J30	at #16/22 Miami	a	L	74-84 (OT)
F3	#12/10 Maryland	h	L	53-56
F11	at #19/15 Florida State	a	L	60-73
F13	NC State	h	W	74-65
F17	Clemson	h	W	72-46
F24	at #13/16 North Carolina	a	W	64-57
F27	#12/14 Miami	h	L	59-70
M3	vs. Virginia Tech (36)	n	W	81-58
M4	vs. #13/15 Maryland (36)	n	W	70-64
M5	vs. #8/7 Duke (36)	n	L	66-74
M19	vs. Bowling Green (53)	n	W	69-58
M21	vs. #18/24 Ohio State (53)	a	L	60-67

2011-12 (26-9, 12-4 ACC/t-3rd)

NCAA Sweet 16

Captains: LaQuanisha Adams, Mo Bennett, Sasha Goodlett, Chelsea Regins, Metra Walhour

Home games played at the Arena at Gwinnett Center, finale vs. Clemson played at Morehouse College

DATE	OPPONENT	H/A	RESULT	SCORE
N11	Alabama State	h	W	97-37
N13	Old Dominion	h	W	87-56
N19	at Marquette	a	W	74-63
N22	Kennesaw State	h	W	94-51
N25	vs. #13/13 Rutgers (54)	n	L	40-59
N26	vs. RV/18 Green Bay (54)	n	L	62-67 (OT)
N30	Nebraska	h	W	73-57
D4	at #15/14 Georgia	a	L	68-75
D11	at Middle Tennessee State	a	W	58-47
D16	at Georgia State	a	W	85-50
D19	vs. SIU-Edwardsville (48)	n	W	80-38
D21	vs. Central Arkansas (48)	n	W	67-61
D29	North Carolina A&T	h	W	74-57
J2	at NC State	a	W	76-66
J6	at #5/5 Maryland	a	L	74-77
J9	#13/13 Miami	h	L	65-77
J12	Wake Forest	h	W	71-67
J15	at Boston College	a	W	68-58
J18	#5/5 Duke	h	L	62-79
J22	at Florida State	a	W	79-55
J25	Virginia	h	W	63-53
J29	at Clemson	a	W	63-54
F2	NC State	h	W	75-68 (OT)
F6	#8/10 Maryland	h	L	56-64
F12	at #23 North Carolina	a	W	56-54
F16	at Wake Forest	a	W	67-52
F19	Boston College	h	W	85-48
F23	at Virginia Tech	a	W	76-66
F26	Clemson	h	W	62-50
M3	vs. North Carolina (36)	n	W	54-53
M4	vs. NC State (36)	n	W	87-61
M5	vs. #6/5 Maryland (36)	n	L	65-68
M18	vs. Sacred Heart (55)	n	W	76-50
M20	vs. #17/16 Georgetown (55)	n	W	76-64
M24	vs. #1/1 Baylor (45)	n	L	68-83

2012-13 (14-16, 7-11 ACC/t-7th)

First season at McCamish Pavilion

DATE	OPPONENT	H/A	RESULT	SCORE
N11	#20/16 Tennessee	h	L	71-54
N13	Kennesaw State	h	W	80-51
N18	Marquette	h	W	76-72
N23	vs. Syracuse (54)	n	L	75-72 (OT)
N24	vs. UW-Milwaukee (54)	n	W	66-57
N28	at #14/13 Purdue	a	L	85-73
D2	#8/9 Georgia	h	L	60-50
D6	at #4/4 Duke*	a	L	85-52
D16	Alcorn State	h	W	76-49
D21	Washington	h	W	52-44
D29	vs. Quinnipiac (51)	n	W	74-57
D30	at FIU (51)	a	W	65-63
J3	#19/21 Florida State*	h	L	85-78
J6	at Clemson*	a	W	81-59
J10	Virginia*	h	L	62-51
J13	at #11/20 North Carolina*	a	L	79-58
J17	at Miami*	a	L	71-65
J20	#10/10 Maryland*	h	L	66-57
J25	at #22/21 Florida State*	a	L	76-71
J27	NC State*	h	L	78-66
J31	Wake Forest*	h	W	89-82 (OT)

F3	at Virginia*	a	W	65-62
F8	Virginia Tech*	h	L	63-61
F10	#16/18 North Carolina*	h	L	60-58
F17	at NC State*	a	W	79-70
F21	at Wake Forest*	a	W	82-64
F24	Miami*	h	W	68-64
F28	Clemson*	h	W	74-48
M3	at Boston College*	a	L	74-68
M7	vs. Wake Forest (36)	n	L	86-67

2013-14 (20-12, 9-7 ACC/7th)

NCAA First Round

Captains: Shayla Bivins, Kaela Davis, Aaliyah Whiteside

DATE	OPPONENT	H/A	RESULT	SCORE
N8	Coppin State	h	W	79-57
N10	Western Carolina	h	W	87-47
N17	at #4/3 Tennessee	a	L	87-76
N24	at #23/21 Georgia	a	L	63-56
N29	vs. Southern Utah (56)	n	W	85-60
N30	vs. McNeese State (56)	n	W	69-60
D4	Illinois	h	W	93-69
D7	Alabama A&M	h	W	93-56
D17	Portland State	h	W	104-54
D20	RV/RV UTEP (57)	n	W	102-77
D21	#13/16 Oklahoma St. (57)	n	L	68-60
D29	Alabama State	h	W	99-58
D30	Hampton University	h	W	89-70
J5	#4/4 Duke*	h	L	64-47
J8	at Clemson*	a	W	89-68
J12	at RV/RV Syracuse*	a	L	76-70
J16	Wake Forest*	h	W	79-63
J19	at #6/6 Maryland*	a	L	92-81
J23	at Virginia Tech*	a	W	73-52
J26	#23/24 NC State*	h	L	80-73
J30	Clemson*	h	L	80-79 (OT)
F3	at Pittsburgh*	a	W	77-66
F6	#13/11 North Carolina*	h	W	94-91
F9	at Miami*	a	W	89-87
F14	Virginia*	h	W	95-76
F17	at #2/2 Notre Dame*	a	L	87-72
F23	#8/9 Maryland*	h	L	79-62
F27	at Florida State*	a	W	86-78
M2	Boston College*	h	W	84-74
M6	vs. Virginia (36)	n	W	77-76
M7	vs. #10/10 Duke (36)	n	L	82-52
M23	at LSU (58)	a	L	98-78

2014-15 (19-15, 7-9 ACC/t-9th)

WNIT Second Round

Captains: Kaela Davis, Roddreka Rogers, Sydney Wallace, Aaliyah Whiteside

DATE	OPPONENT	H/A	RESULT	SCORE
N14	at Loyola Chicago	a	W	102-44
N16	Morgan State	h	W	92-57
N19	Kennesaw State	h	W	105-76
N23	#24/rv Georgia	h	L	57-64
N25	Grambling State	h	W	97-64
N28	rv/rv Green Bay (59)	n	L	50-71
N29	Villanova (59)	n	W	71-63
N30	rv/- Minnesota (59)	n	L	69-72
D4	at #16/16 Michigan State	a	L	73-79 (ot)
D14	Central Arkansas	h	W	88-50
D17	Alabama State	h	W	77-53
D20	St. Francis Brooklyn	a	W	65-59
D29	Lipscomb	h	W	71-53
D30	Louisiana Tech	h	W	96-81
J2	#7/6 Louisville*	a	L	48-75
J4	Clemson*	h	W	74-66
J8	at Boston College*	a	W	80-77
J11	at #8/6 North Carolina*	a	L	81-96
J18	Pittsburgh*	h	L	72-75 (ot)
J22	at #6/5 Notre Dame*	a	L	76-89
J25	at Virginia*	a	W	68-62
J30	#9/9 Florida State*	h	L	62-82
F1	Virginia Tech*	h	W	79-71
F8	#25/25 Syracuse*	h	L	60-65
F12	NC State*	h	L	64-65
F15	at Miami*	a	L	59-64
F19	#4/4 Notre Dame*	h	L	61-71
F22	at Clemson*	a	W	71-59
F26	#16/17 Duke*	h	W	71-62
F28	at Wake Forest	a	W	67-60

M4	vs. Clemson (36)	n	W	80-53
M5	vs. #16/12 North Carolina	n	L	64-84
M19	Elon	h	W	69-47
M22	at Ole Miss	a	L	48-63

2015-16 (20-13, 8-8 ACC/t-7th)

WNIT Second Round

DATE	OPPONENT	H/A	RESULT	SCORE
N2	West Georgia (Exh)	H	W	77-35
N13	Loyola Chicago	H	W	84-77
N15	St. Francis Brooklyn	H	W	89-51
N18	Southeastern Louisiana	H	W	102-49
N22	at Georgia	A	L	78-66
N24	Alabama State	H	W	80-54
N26	vs. Northern Iowa (60)	N	L	61-58
N27	vs. High Point (60)	N	W	81-61
D2	at Indiana	A	L	69-60
D5	USC Upstate	H	W	87-46
D13	Samford	H	W	66-55
D15	Prarie View A&M	H	W	96-48
D18	Alabama	H	W	70-58
D20	at IUPUI	A	W	60-50
D30	at #3/3 Notre Dame*	A	L	85-76
J3	Louisville*	H	L	78-65
J7	at NC State*	A	L	65-57
J10	at #19/15 Florida State*	A	L	75-69
J14	North Carolina*	H	W	80-73
J17	Virginia*	H	L	78-67
J24	at Clemson*	A	W	76-63
J28	#3/3 Notre Dame*	H	L	54-42
J31	Boston College*	H	W	62-56
F4	at Virginia Tech*	A	W	51-34
F7	at #23 Syracuse*	A	L	71-52
F11	#19/17 Miami*	H	L	58-55
F14	Clemson*	H	W	77-48
F21	at Duke*	A	W	64-59
F25	at Pittsburgh*	A	W	66-60
F28	Wake Forest*	H	W	66-51
M3	vs. Wake Forest (36)	N	W	67-65
M4	vs. #7/6 Louisville (36)	N	L	60-50
M17	vs. Mercer (61)	H	W	73-56
M21	vs. Tulane (61)	H	L	64-61

2016-17 (22-15, 5-11 ACC/10th)

WNIT Runners-Up

DATE	OPPONENT	H/A	RESULT	SCORE
N11	Samford	H	W	62-57
N13	Alabama State	H	W	70-48
N16	at Kennesaw State	A	W	86-49
N20	Georgia	H	W	52-45
N25	vs. Dayton (62)	N	W	81-68
N26	vs. Mizou (62)	N	W	72-70
D1	Michigan	H	L	52-92
D3	Georgia State	H	W	73-42
D7	Mercer	H	W	70-50
D11	Appalachian State	H	W	81-52
D17	at Alabama	A	L	65-67
D22	at Middle Tennessee	A	W	61-60
D29	Princeton	H	W	67-51
J2	#7/2 Notre Dame*	H	L	38-55
J5	#13/15 Duke*	H	L	68-75
J12	at Boston College*	A	W	71-67
J15	#24 Syracuse*	H	W	75-66
J18	at #9/8 Louisville*	A	L	51-91
J22	at Wake Forest*	A	L	65-70 (ot)
J26	#6 Florida State*	H	L	63-67
J29	at Clemson*	A	L	61-62
F2	at Virginia*	A	L	64-65 (ot)
F5	Virginia Tech*	H	W	87-81
F9	#17 NC State*	H	L	67-75 (ot)
F12	at #7 Notre Dame*	A	L	69-90
F16	at North Carolina*	A	L	88-89
F19	Pittsburgh*	H	W	71-57
F23	Clemson*	H	W	72-58
F26	at #17 Miami*	A	L	70-75
M1	vs. Boston College (63)	N	W	71-67
M2	vs. #16 Miami (63)	N	L	71-87
M16	Jacksonville (61)	H	W	71-55
M19	UCF (61)	H	W	63-51
M23	Middle Tennessee (61)	H	W	70-57
M26	Alabama (61)	H	W	76-66
M29	Washington State (61)	H	W	69-61

YEAR BY YEAR RESULTS

A1 at Michigan (64) N L 79-89 (ot3)

2017-18 (20-14, 6-10 ACC/t-9th)

WNIT Third Round

DATE	OPPONENT	H/A	RESULT	SCORE
N5	Union (Tenn.) (Exh)	H	W	80-38
N10	at Appalachian State	A	W	75-41
N12	SC State	H	W	86-40
N15	Kennesaw State	H	W	86-48
N19	at Princeton	A	W	67-56
N21	Georgia State	H	W	75-51
N23	vs. Pennsylvania (62)	N	W	69-55
N25	vs. #8/9 Baylor (62)	N	L	80-57
N30	Purdue	H	W	68-55
D3	Middle Tennessee	H	W	48-45
D10	UT Arlington	H	W	80-52
D17	at Georgia	A	L	60-53
D19	Charleston Southern	H	W	78-51
D21	Southern Miss	H	W	63-44
D28	#3/4 Louisville*	H	L	74-71
D31	Clemson*	H	W	66-33
J4	at Syracuse*	A	L	88-77
J7	#2 Notre Dame*	H	L	77-54
J10	at NC State*	A	L	56-43
J14	at Pittsburgh*	A	L	68-62
J21	Wake Forest*	H	W	79-67
J25	at Virginia Tech*	A	L	68-62
J28	Virginia*	H	L	62-56
F1	at #19/19 Duke*	A	L	77-59
F4	at Clemson*	A	W	60-48
F8	Boston College*	H	W	67-43
F11	at #5 Notre Dame*	A	L	85-69
F15	North Carolina*	H	W	79-61
F22	Miami*	H	W	70-51
F25	at #9/12 Florida State*	A	L	64-61
F28	vs. Clemson (36)	N	W	61-52
M1	vs. Virginia (36)	N	L	60-58
M15	Bethune Cookman (61)	H	W	85-32
M18	UAB (61)	H	W	91-47
M22	at Alabama (65)	A	L	61-59

2018-19 (17-13, 7-9 ACC/9th)

DATE	OPPONENT	H/A	RESULT	SCORE
N4	Coastal Carolina (Exh.)	H	W	95-46
N9	at Houston	A	L	95-89 (2ot)
N11	Appalachian State	H	W	71-53
N14	Western Carolina	H	W	84-49
N18	#14 Georgia	H	W	63-53
N22	vs. George Washington (60)	N	W	70-55
N23	vs. Idaho State (60)	N	W	74-51
N29	at #9 Maryland	A	L	67-54
D2	at Georgia State	A	W	78-71
D5	Alabama State	H	W	69-42
D16	Kennesaw State	H	W	60-35
D20	vs. Seton Hall (66)	N	W	84-73
D21	vs. Dayton (66)	N	L	85-66
D30	Wofford	H	W	81-40
J3	at Boston College*	A	W	81-76
J6	#2 Notre Dame*	H	L	76-55
J10	Duke*	H	W	70-64
J13	at #2 Louisville*	A	L	61-44
J17	at Clemson*	A	L	71-61
J20	#12 Syracuse*	H	W	65-55
J27	#8 NC State*	H	L	68-60
J31	at North Carolina*	A	L	91-90
F3	at #5 Notre Dame*	A	L	90-50
F7	Pittsburgh*	H	W	67-55
F10	at Wake Forest*	A	W	60-46
F17	Virginia Tech*	H	W	76-68
F21	Clemson*	H	W	75-53
F24	at Virginia*	A	L	53-45
F28	at #15 Miami*	A	L	69-56
M3	Florida State*	H	L	64-55
M7	vs. North Carolina (36)	N	L	80-73

7.	Northern Lights Invitational, Anchorage, Alaska
8.	ACC Tournament, Chapel Hill, N.C.
9.	Days Inn Classic, Atlanta, Ga.
10.	South Florida Invitational, Tampa, Fla.
11.	ACC Tournament, Fayetteville, N.C.
12.	Wagner Christmas Invitational, New York, N.Y.
13.	Radisson Classic, Atlanta, Ga.
14.	Lady Blazer Invitational, Birmingham, Ala.
15.	Pepperdine Invitational, Malibu, Calif.
16.	Fordham Lady Ram Classic, New York, N.Y.
17.	Tallahassee Hilton Classic, Tallahassee, Fla.
18.	Augusta Basketball Classic, Augusta, Maine
19.	Pickett Suite Classic, Atlanta, Ga.
20.	Comfort Inn Downtown Classic, Atlanta, Ga.
21.	Dial Soap Classic, Minneapolis, Minn.
22.	Penn Red & Blue Classic, Philadelphia, Pa.
23.	Lady Paladin/Ramada Inn Invitational, Greenville, S.C.
24.	Pepsi/Church's Holiday Classic, Miami, Fla.
25.	ACC Tournament, Rock Hill, S.C.
26.	National Women's Invitational Tournament, Amarillo, Tex.
27.	Texaco/Hawk Classic, Philadelphia, Pa.
28.	NCAA Tournament Mid-East Regional
29.	Sheraton Big Apple Classic, Manhattan, N.Y.
30.	ISES Southern Invitational, Atlanta, Ga.
31.	Hyatt Regency Holiday Tournament, Atlanta, Ga.
32.	ACC Tournament, Charlotte, N.C.
33.	GT/Atlanta Marriott NW Holiday Invit., Atlanta, Ga.
34.	GT/Atlanta Marriott Northwest Classic, Atlanta, Ga.
35.	Cobb Civic Center, Marietta, Ga.
36.	ACC Tournament, Greensboro, N.C.
37.	National Women's Invitational Tournament
38.	Omni, Atlanta, Ga.
39.	ECU Tournament, Greenville, N.C.
40.	Philips Arena, Atlanta, Ga.
41.	NCAA First Round, West Lafayette, Ind.
42.	Paradise Jam, St. Thomas, US Virgin Islands
43.	Gwinnett Center, Duluth, Ga.
44.	Williams Arena, Minneapolis, Minn.
45.	Wells Fargo Arena, Des Moines, Iowa
46.	FAU Thanksgiving Classic, Boca Raton, Fla.
47.	Pape Jam, Rose Garden Arena, Portland, Ore.
48.	Bahamas Sunsplash Shootout, Nassau, Bahamas
49.	Carver-Hawkeye Arena, Iowa City, Iowa
50.	LIU Turkey Classic, Brooklyn, N.Y.
51.	FIU Sun & Fun Classic, Miami, Fla.
52.	Lloyd Nobe Center, Norman, Okla.
53.	St. John Arena, Columbus, Ohio
54.	San Juan Shootout, San Juan, Puerto Rico
55.	Carmichael Arena, Chapel Hill, N.C.
56.	LIU Turkey Classic, Brooklyn, N.Y.
57.	Puerto Rico Classic, San Juan, Puerto Rico
58.	Maravich Arena, Baton Rouge, La. - NCAA First Round
59.	Gulf Coast Showcase, Naples, Fla.
60.	Cancun Challenge, Cancun, Mexico
61.	WNIT, Atlanta, Ga.
62.	Junkanoo Jam, Bimini, Bahamas
63.	ACC Tournament, Conway, S.C.
64.	WNIT, Detroit, Mich. (Calihan Hall)
65.	WNIT, Alabama, Ala. (Coleman Coliseum)
66.	West Palm Invitational, West Palm Beach, Fla.


Georgia Tech Records-at-a-Glance

Overall	686-631 (.521)
vs. ACC	213-374 (.363)
in ACC Tournament	18-40 (.310)
in Home games	370-212 (.636)
in Away games	168-283 (.373)
in Neutral games	79-78 (.503)
in WNIT/NWIT (Seven Appearances)	14-7
in NCAA (Nine Appearances)	5-9
vs. Ranked Opponents	39-278
vs. Top-10 Opponents	10-143

Neutral Sites Key

1. GAIW State Tournament
2. Virginia Tipoff Tournament, Charlottesville, Va.
3. ACC Tournament, College Park, Md.
4. ACC Tournament, Clemson, S.C.
5. ACC Tournament, Raleigh, N.C.
6. Miller High Life Classic, Lawrenceville, N.J.

ALL-TIME LETTERWINNERS AND COACHES

**A**

Adams, LaQuananisha	2009-12*
Alligood, Donna	1981-82*
Ancora, Giuliett	2005-06*
Andrews, Lilliann	2016
Ardossi, Brigitte	2007-10*
Avant, Val	1988*
Aves, Lindsey	1999-00*
Avram, Simina	2014-17*

B

Baldwin, Selena	1990-93*
Balogun, Elizabeth	2018-19*
Bärilin, Nina	2000-03*
Bates, Sarah	2019-
Bennett, Mo	2009-12*
Bivins, Shayla	2010-14
Blackmon, Tiffany	2007-10*
Blain, Jasmine	2010-13
Boatner, Tamika	2000-02*
Brandt, Kate	1981-84*
Blalock, Tina	1981-83*
Bootz, Dolores	1985-88*
Brown, Breanna	2017-18*
Buchannon, Stacey	1994-95*
Buie, Angel	2007
Butler, Niesha	1999-2002*

C

Caldwell, Devony	1990-93*
Carter, Michele	1984*
Carson, Jasmine	2018-
Chandler, Jan	1977*
Chaney, Valerie	1998*
Chavis, Alesia	1979*
Cochran, Cindy	1982-85*
Coil, Susie	2002
Collier, Joya	1996*
Cook, Zutorya	2016-17
Corbitt, Leslie	1975
Crawford, Kim	1983-86*
Cryor, Ciani	2015-16*
Cubaj, Lorela	2017-*
Cummings, Taja	2017-18*

D

Davis, Bronda	1990-91*
Davis, Carmen	1990-91-92*
Davis, Emily	1985-86*
Davis, Kaela	2014-15*
Delp, Mary Denise	1982*
Diouf, Anne Françoise	2016-*
Dixon, Elizabeth	2018-19*
Donehew, Danielle	1997-2000*

Dortch, Kathy	1993-97*
Duggins, Anna Maria	1993-94*

E

Ebert, Ashley	1999-2002*
Echols, Allison	1989-92*
Edeferioka, Elo	2015-18*
Ehle, Tory	1984-87*
Ellison, Kymberly	2013-14*

F

Fails, Candi	1999*
Farmer, Jackie	1987*
Finney, Christie	1992-95*
Fischer, Angie	1990-93*
Fisher, Sara	1988*
Fletcher, Kierra	2017-*
Fogdemark, Frida	2011-14*
Follrod, Debbie	1975
Ford, Kisha	1994-97*
Fortune, Martine	2015-19*
Foster, Becky	1989*
Foster, Deja	2008-11*
Fountain, Donnaizha	2014
Frick, Marguerite	1975-76
Foy, Betsy	1998*
Fulton, Tammy	1979*

G

Gabbard, Becky	1976
Gari, Irene	2015-16*
Garner, Erin	2015-16*
Gaspar, Sarah	1994-97*
Gernatt, Theresa	1988-91*
Giambruno, Mary	1980-82*
Gilreath, Jane	1981*
Gilstrap, Stacy	1977*
Gortnar, Tjasa	2012*
Goodlett, Sasha	2009-12*
Graves, Diane	1981*
Gregg, D'asia	2018-19*
Guerrant, Ashley	2003-05*
Guimaraes, Chelsea	2015-17*

H

Hamilton-Carter, Danielle	2010-13*
Harpring, Megan	2003-06*
Harrison, Nicole	1992*
Hartwell, Sarah	2012*
Heitmann, Deni	1975-76
Hemingway, Isasia	2008-09*
Hendershott, Jennifer	1978-81*
Hermosa, Nerea	2019-
Higgs, Stephanie	2004-07*
Holston, Gabrielle	2014
Horton, Amy	2008

Howard, Aisha	1998*
Howard, Dejoria	2015-16*

I

Ingram, Jill	2005-08*
Isom, Megan	2002-04*

J

Jacobs, DeWayna	1989*
Jackson, Brittany	2013*
James, Janice	1984-85*
Jefferson, Daijah	2017-*
Jicka, Mary Lou	1981-84*
Johnson, April	2003-04*
Jones, Angela	1985*
Jones, Harriett	1977*
Jones, De'Ashia	2015*
Josiah, Nia	2006-07

K

Kauffman, Joannah	1995-98*
Kauffman, Lara	1989-93*
Keener, Demietta	1992-95*
Kruppa, Jaime	1998-01*

L

Lahtinen, Lotta-Maj	2018-
Lamprey, Ruth	1986-87*
Langston, Lynn	1993*
Laudenslager, Rochelle	1980-83*
Leachman, Jennifer	1983-85*
Lineberger, Debbie	1979-80*
Lingenfelder, Amy	2000*
Longo, Jane	1977-78*
Lopez, Teresa	1979-81*
Lounsbury, Karen	1989-92*
Lovett, Lisa	1977-80*

M

Mainland, Marlene	1985-88*
Mallory, Sonja	2000-03*
Malone, Anita	1982-84, 1986*
Marshall, Tyaunna	2011-14*
Marrell, Penny	1976
Martin, Tiffany	1994-97*
Martinez, Milli	1999-2002*
Matlock, Shea	1996-98*
Maye, Dawnn	2011-14*
McKenzie, Paula	1975
McCallum, Candice	1998-2000*
McClure, Terri	1975-77*
McDonald, Breana	2013
Miller, Julie	1975
Miller, Mandy	1987-88*
Mitchell, Daphne	2005-08*

Mitchell, Janie	2005-08*
Monroe, Maya	2002-04*
Montgomery, Alex	2008-11*
Montgomery, Kondalia	2018-
Moon, Hea Ju	1987-88*
Morelock, Janice	1977*
Moss, Wendy	1979*
Morris, Shantrell	2005*
Munnion, Carla	1995-98*
Muir, Kelly	1997-99*

N

Neal, Ida	1986-89*
Ngoie-Hasahya, Sandra	2011*
Nnamaka, Chioma	2005-08*
Novotny, Shelli	1996-98*
Nwora, Ronni	2019-

O

O'Dell, Margaret	1975
O'Neil, Zaire	2014-18*

P

Pacariz, Jasmina	2001-04*
Pan, Francesca	2016-*
Pardee, Janine	1976
Peresson, Antonia	2014-18*
Phillips, April	2006*
Phillips, Cheytoria	2003-06*
Pierce, Joyce	1991-93*
Portwood, Tina	1977*
Posey, Jamie	1978-81*
Potter, Tara	1989-90*
Pugh, Kaylan	2016-18*

Q

Quarterman, Valeria	1998*
---------------------	-------

R

Rainwater, Karen	1978-81*
Ray, Ellen	1975
Reinhardt, Robin	1975-78*
Regins, Chelsea	2009-12*
Rodd, Tonia	1986-89*
Rogers, Roddreka	2013-16*
Rucker, Mary	1980-82, 1984*
Ryan, Melinda	1978-80*

S

Samborsky, Sukie	1978*
Sampson, Kristy	1977*
Sauer, Lauren	2005-06*
Scott, Chanin	2016-*
Seeger, Kathy	1978-79*

ALL-TIME LETTERWINNERS AND COACHES



Shanklin, Kathy	1978*
Siebenmorgan, Vicki	1977-79*
Smith, Carol	1980*
Smith, Dawn	1994-95-97*
Stewart, Alex	2000-04*
Stokes, Fallon	2001-04*
Sweeney, Cha'Ron	2016-17

T

Tate, Bonnie	1977-79*
Tate, Regina	1998-02*
Taylor, Nariah	2013-15*
Taylor, Sharena	2010-13*
Taylor, Tabasha	2002
Terry, Kasha	2003-06*
Thigpen, Carolyn	1975
Tilford, Imani	2014-18*
Trice, Simone	2008-09*
Turner, Tabitha	2006-09*

V

Vuckovic, Katarina	2013-17*
--------------------	----------

W

Wagner, Sheila	1987-90*
Walker, Marielle	1985-88*
Walker, Nefertiti	2002*
Wallace, Sydney	2012-15*
Walhour, Metra	2009-12*
Weinert, Kirsten	1983-86*
Weiss, Aimee	1990-93*
Wells, Kim	1985-87*
White, Heather	1989-91*
Whiteside, Aaliyah	2013-16*
Wilkinson, Renee	1993-96*
Williams, Jacqua	2006-09*
Williams, Jessica	2003-06*
Williams, Kenya	1996-99*
Wilson, Kentrina	2004-07*
Wilson, Yvonne	1993-94*
Winn, Mallorie	2003-04*
Woodhull, LeeAnn	1980-83*
Woolcock, Shaday	2008-09*

HEAD COACHES

Agnus Berenato	1988-2003
James P. Culpepper, Jr.	1974-80
Benny Dees	1980-81
Nell Fortner	2019-Present
MaChelle Joseph	2004-19
Bernadette McGlade	1981-88

ASSISTANT COACHES

(since 1981)



Blanche Alverson	2019-
Agnus Berenato	1986-88
Octavia Blue	2010-11
Tasha Butts	2019-
Shelia Collins	1989-94
Candy Cage	1997-01
Kisha Ford	2002
Deja Foster	2013
Kim Gosnell	1993-95
Russell Harrell	1988-89
Gene Hill	2009-11
Monique Holland	1997-01
Mary Ann Ingram	1982-84
Sadiaa Jones	2006
MaChelle Joseph	2002-03
Lara Kauffman	1994-96
Brenda Mock Kirkpatrick	2003-04
Seth Kushkin	2006-07
Jim Lewis	2011
Mack McCarthy	2005
Stephanie McCormick	2004
Brandy Manning	2019-
Sytia Messer	2005-09; 2012-13
Faye Young Miller	1988-93
Mark Miller	1998-01
Janie Mitchell	2012
Teri Moren	2008-10
Kevin Morrison	2015-18
Rob Norris	2015-18
Sasha Palmer	2018-19
Joyce Patterson	1984-85
Jonneshia Pineda	2017-19
Art Prevost	2004-05
Sam Purcell	2011-13
Debbie Richardson	1981-86, 1994-98
Mark Simons	2007-08, 2018-19
Lisa Stockton	1990-94
Karen Turner	1985-88
Michael Wholey	2013
Jeffrey Williams	2002-03
M.L. Willis	2013-17

GRADUATE ASSISTANTS

LaQuanarisha Adams	2012-14
Mary Denkler	1984-85
Danielle Donehew	2000-01
Ashley Ebert	2003-04
Julie Ehlers	1991-92
Ann Lashley	1989-90
April Phillips	2014
Jonneshia Pineda	2015-17
Jamie Posey	1981-84
Metra Walhour	2014-15
Katie Wilkins	2019-

*Denotes Letterwinner
Bold denotes Active

ALL-TIME SERIES HISTORY

Team	W	L	First Meeting	Last Meeting	Team	W	L	First Meeting	Last Meeting
Alabama	2	5	1982-83	2017-18	George Washington	1	0	2018-19	2018-19
Alabama A&M	1	0	2013-14	2013-14	Georgetown	1	1	2010-11	2011-12
Alabama State	7	0	2005-06	2018-19	Georgia	6	35	1974-75	2018-19
Alaska-Anchorage	0	1	1994-95	1994-95	Georgia Baptist	5	1	1974-75	1977-78
Albany State	1	5	1975-76	1980-81	Georgia College	3	1	1977-78	1978-79
Alcorn State	4	0	1991-92	2012-13	Georgia Southern	4	7	1979-80	2007-08
American	0	2	1997-98	1998-99	Georgia Southwestern	4	0	1978-79	1982-83
Appalachian State	9	1	1988-89	2018-19	Georgia State	27	11	1975-76	2018-19
Arizona	2	0	1984-85	2009-10	Gordon	2	0	1974-75	1974-75
Arkansas	0	2	1999-00	2004-05	Grambling State	2	0	2004-05	2014-15
Arkansas Little Rock	0	1	2009-10	2009-10	Hampton	2	0	2009-10	2013-14
Arkansas Pine Bluff	1	0	2005-06	2005-06	Hawaii	1	0	1991-92	1991-92
Arkansas State	1	0	2001-02	2001-02	High Point	1	0	2015-16	2015-16
Armstrong State	4	1	1976-77	1978-79	Hofstra	3	0	1992-93	2000-01
Army	3	0	1991-92	2009-10	Houston	0	1	2018-19	2018-19
Atlanta Christian	4	0	1975-76	1975-76	Howard	1	0	1988-89	1988-89
Auburn	0	3	1975-76	1997-98	Idaho State	1	0	2018-19	2018-19
Auburn-Montgomery	4	0	1986-87	1989-90	Illinois	2	0	1995-96	2013-14
Augusta College	1	8	1974-75	1978-79	Indiana	0	1	2015-16	2015-16
Baylor	0	2	2011-12	2017-18	Iona	1	0	1987-88	1987-88
Belmont	1	0	1997-98	1997-98	Iowa	2	0	2007-08	2008-09
Berry	0	5	1974-75	1981-82	Iowa State	0	1	2007-08	2007-08
Bethune Cookman	1	0	2017-18	2017-18	IUPUI	1	0	2015-16	2015-16
Boise State	1	0	1989-90	1989-90	James Madison	1	0	2003-04	2003-04
Boston College	13	5	1991-92	2018-19	Jackson State	1	0	2007-08	2007-08
Bowling Green	1	0	2010-11	2010-11	Jacksonville	2	0	2006-07	2016-17
Bryan	4	0	1976-77	1977-78	Jacksonville State	1	0	2010-11	2010-11
Butler	0	1	1994-95	1994-95	Kansas State	0	2	2001-02	2002-03
Cal Santa Barbara	1	0	1986-87	1986-87	Kennesaw State	12	0	1982-83	2018-19
Campbell	0	1	1990-91	1990-91	Kentucky	0	1	2005-06	2005-06
Charleston Southern	5	0	1997-98	2017-18	Lafayette	3	0	1989-90	1998-99
Charlotte	1	0	2002-03	2002-03	Lipscomb	1	0	2014-15	2014-15
Chattanooga	14	2	1985-86	1999-00	Long Island	3	0	2001-02	2009-10
Chicago State	1	0	2007-08	2007-08	Longwood	2	0	2005-06	2006-07
Central Arkansas	2	0	2011-12	2014-15	LSU	0	1	2013-14	2013-14
Clemson	39	45	1979-80	2018-19	Louisiana Tech	1	0	2014-15	2014-15
Coastal Carolina	1	0	1987-88	1987-88	Louisville	0	6	2014-15	2018-19
College of Charleston	2	0	2005-06	2006-07	Loyola Chicago	2	0	2014-15	2015-16
Colorado	1	0	1984-85	1984-85	Loyola Marymount	1	0	1989-90	1989-90
Columbia	1	0	1985-86	1985-86	Maine	1	0	1988-89	1988-89
Connecticut	0	2	2008-09	2010-11	Manhattan	2	0	1995-96	1996-97
Converse	3	0	1977-78	1984-85	Marist	2	0	1987-88	1991-92
Coppin State	2	0	1991-92	2013-14	Marquette	2	0	2011-12	2012-13
Cornell	2	0	1994-95	2000-01	Mars Hill	0	1	1978-79	1978-79
Covenant	8	0	1976-77	1982-83	Marshall	1	0	1985-86	1985-86
Dartmouth	1	0	2000-01	2000-01	Maryland	18	50	1979-80	2018-19
Dayton	1	1	2016-17	2018-19	Maryland-Eastern Shore	1	0	1995-96	1995-96
Davidson	3	1	1997-98	2007-08	Maryville	2	0	1976-77	1977-78
DeKalb Central	0	2	1974-75	1974-75	Massachusetts	1	0	2005-06	2005-06
DeKalb South	2	0	1974-75	1974-75	McNeese State	1	0	2013-14	2013-14
DePaul	1	0	2006-07	2006-07	Mercer	16	6	1979-80	2016-17
Drake	0	1	1982-83	1982-83	Miami (Fla.)	14	16	1980-81	2018-19
Drexel	1	0	1996-97	1996-97	Miami (Ohio)	1	0	2002-03	2002-03
Duke	10	61	1978-79	2018-19	Michigan	0	2	2016-17	2016-17
East Carolina	1	2	1981-82	2002-03	Michigan State	1	1	2008-09	2014-15
East Tennessee State	4	0	1990-91	2002-03	Middle Tennessee State	5	0	2010-11	2017-18
Eastern Washington	1	0	2001-02	2001-02	Minnesota	2	2	1990-91	2014-15
Elon	2	0	1999-00	2014-15	Mississippi State	1	4	1999-00	2007-08
Emory (at Oxford)	1	0	1974-75	1974-75	Miss. Univ. for Women	2	0	1981-82	1983-84
Erskine	0	1	1978-79	1978-79	Mississippi Valley State	4	0	2004-05	2009-10
Fairfield	1	0	1994-95	1994-95	Missouri	2	0	2010-11	2016-17
Florida	1	0	1986-87	1986-87	Monmouth	2	0	1987-88	1999-00
Florida A&M	2	0	2003-04	2008-09	Morgan State	1	0	2014-15	2014-15
Florida Atlantic	1	0	2003-04	2003-04	Morris Brown	3	0	1976-77	2001-02
Florida Gulf Coast	1	0	2009-10	2009-10	Mount St. Mary's	1	0	2000-01	2000-01
Florida International	3	0	1980-81	2012-13	Nebraska	2	0	1991-92	2011-12
Florida State	20	27	1974-75	2018-19	New Hampshire	1	0	1995-96	1995-96
Fordham	5	0	1984-85	2002-03	North Carolina	20	58	1977-78	2018-19
Fort Valley State	0	1	1974-75	1974-75	North Carolina A&T	1	0	2011-12	2011-12
Fresno State	1	0	2000-01	2000-01	North Carolina State	23	47	1979-80	2018-19
Furman	8	2	1977-78	1994-95	UNC-Asheville	4	1	1977-78	2001-02

ALL-TIME SERIES HISTORY

Team	W	L	First Meeting	Last Meeting	Team	W	L	First Meeting	Last Meeting
UNC-Wilmington	1	0	1990-91	1990-91	UTEP	1	0	2013-14	2013-14
North Georgia	1	3	1975-76	1982-83	Valdosta State	0	4	1979-80	1980-81
Northern Iowa	0	1	2015-16	2015-16	Vanderbilt	2	4	1978-79	2006-07
Northwestern	3	1	1992-93	2010-11	Villanova	1	1	1982-83	2014-15
Notre Dame	0	12	1996-97	2018-19	Virginia	16	58	1979-80	2018-19
Ohio State	0	1	2010-11	2010-11	VCU	1	0	1987-88	1987-88
Oklahoma	0	1	2008-09	2008-09	Virginia Tech	11	6	2002-03	2018-19
Oklahoma State	0	2	2009-10	2013-14	Wagner	2	0	1984-85	2000-01
Old Dominion	2	2	2003-04	2011-12	Wake Forest	44	25	1979-80	2018-19
Ole Miss	0	1	2014-15	2014-15	Washington	2	0	2010-11	2012-13
Oregon	2	0	2008-09	2009-10	Washington State	1	0	2016-17	2016-17
Pacific	0	1	1989-90	1989-90	Weber State	1	0	1998-99	1998-99
Pennsylvania	3	0	1982-83	2017-18	West Georgia	2	3	1975-76	1984-85
Penn State	1	0	2009-10	2009-10	West Virginia	0	2	1983-84	2003-04
Pepperdine	1	0	1986-87	1986-87	Western Carolina	7	0	1984-85	2018-19
Piedmont	4	2	1976-77	1978-79	Western Michigan	1	0	1999-00	1999-00
Pittsburgh	4	3	1999-00	2018-19	William & Mary	3	0	1990-91	2003-04
Portland State	2	0	2010-11	2013-14	Winston-Salem State	1	0	2006-07	2006-07
Prairie View A&M	2	0	2010-11	2015-16	Winthrop	4	0	1988-89	2009-10
Presbyterian	2	0	1984-85	1985-86	Wisconsin-Green Bay	1	2	1991-92	2014-15
Princeton	4	0	2003-04	2017-18	Wisconsin-Milwaukee	1	0	2012-13	2012-13
Purdue	1	2	2006-07	2017-18	Wofford	1	0	2018-19	2018-19
Queens College	1	0	1983-84	1983-84					
Quinnipiac	1	0	2012-13	2012-13					
Richmond	2	0	1985-86	1988-89					
Rider	2	1	1990-91	1993-94					
Rollins	1	0	1976-77	1976-77					
Rutgers	0	1	2011-12	2011-12					
Sacred Heart	1	0	2011-12	2011-12					
SIU-Edwardsville	1	0	2011-12	2011-12					
St. Francis (Pa.)	1	0	2000-01	2000-01					
St. Francis Brooklyn	4	0	1998-99	2015-16					
St. John's	1	1	2002-03	2004-05					
St. Joseph's	1	0	1993-94	1993-94					
St. Leo's	1	0	1976-77	1976-77					
St. Mary's	1	1	1996-97	1997-98					
Samford	4	0	1998-99	2016-17					
San Diego	1	1	2005-06	2006-07					
San Francisco	0	1	1989-90	1989-90					
San Jose State	1	0	1996-97	1996-97					
Santa Clara	1	1	1989-90	1991-92					
Savannah State	3	2	1974-75	2009-10					
Seton Hall	4	0	1986-87	2018-19					
Shorter	1	5	1974-75	1981-82					
SC State	1	0	2017-18	2017-18					
South Florida	5	0	1982-83	1990-91					
Southeastern Louisiana	1	0	2015-16	2015-16					
Southern	0	2	1987-88	2001-02					
Southern Mississippi	2	0	1999-00	2017-18					
Southern Utah	2	0	1989-90	2013-14					
Southwest Missouri St.	1	0	2003-04	2003-04					
Spelman	6	0	1976-77	1977-78					
Stetson	4	0	1982-83	1993-94					
Syracuse	2	5	2012-13	2018-19					
Temple	2	2	1989-90	2007-08					
Tennessee	0	6	1986-87	2013-14					
Tennessee State	2	0	1989-90	2010-11					
Tennessee Tech	1	0	2008-09	2008-09					
Tennessee Temple	5	3	1975-76	1978-79					
Tennessee Wesleyan	0	2	1976-77	1976-77					
Texas	0	1	2008-09	2008-09					
UT-Arlington	2	0	2008-09	2017-18					
Tift College	6	7	1974-75	1980-81					
Troy	2	0	2005-06	2008-09					
Tulane	4	1	1977-78	2015-16					
Tulsa	1	1	2004-05	2005-06					
UAB	6	1	1985-86	2017-18					
UCF	3	0	2002-03	2016-17					
UCLA	0	1	1994-95	1994-95					
USC Upstate	2	0	2007-08	2015-16					
Utah State	1	0	1986-87	1980-87					

*Bold indicates 2019-20 opponent

GEORGIA TECH VS. THE CONFERENCES

American	1-1	.500
Houston	0-1	.000
UCF	1-0	1.000

America East	4-0	1.000
Hofstra	3-0	1.000
Maine	1-0	1.000

Atlantic Coast	229-412	.357
Boston College**	11-5	.688
Clemson	39-45	.464
Duke	10-61	.141
Florida State**	19-26	.422
Louisville**	0-6	.000
Maryland**	18-49	.269
Miami (Fla.)**	14-13	.519
North Carolina	20-58	.256
NC State	23-47	.329
Notre Dame**	0-11	.000
Pittsburgh**	4-2	.667
Syracuse **	2-4	.333
Virginia	16-58	.216
Virginia Tech**	11-5	.688
Wake Forest	44-25	.638

Atlantic Sun	57-18	.760
Campbell	0-1	.000
Florida Atlantic	1-0	1.000
Florida Gulf Coast	1-0	1.000
Fla. International**	1-0	1.000
Georgia State**	17-11	.607
Jacksonville	2-0	1.000
Kennesaw State**	11-0	1.000
Lipscomb	1-0	1.000
Mercer	14-6	.700
Samford	2-0	1.000
Stetson	4-0	1.000
UCF	2-0	1.000
USC Upstate	1-0	1.000

Atlantic 10	11-3	.786
Dayton	1-1	.500
Fordham	5-0	1.000
George Washington	1-0	1.000
UMass	1-0	1.000
St. Joseph's	1-0	1.000
Temple	2-2	.500

Big Ten	13-11	.542
Illinois	2-0	1.000
Indiana	0-1	.000
Iowa	2-0	1.000
Maryland	0-1	.000
Michigan	0-2	.000
Michigan State	1-1	.500
Minnesota	2-2	.500
Nebraska**	1-0	1.000
Northwestern	3-1	.750
Ohio State	0-1	.000
Penn State	1-0	1.000
Purdue	1-2	.333

Big 12	1-9	.100
Baylor	0-2	.000
Colorado**	1-0	1.000
Iowa State	0-1	.000
Kansas State	0-2	.000
Missouri**	1-0	1.000
Nebraska**	1-0	1.000
Oklahoma	0-1	.000
Oklahoma State	0-2	.000
Texas	0-1	.000

Big East	12-15	.444
Boston College**	2-0	1.000
Connecticut	0-2	.000
DePaul	1-0	1.000
Georgetown	1-1	.500
Marquette	2-0	1.000
Miami (Fla.)**	0-3	.000
Notre Dame**	0-1	.000
Pittsburgh**	0-1	.000
Rutgers	0-1	.000
Seton Hall	4-0	1.000
St. John's	1-1	.500
Syracuse**	0-1	.000
Villanova	1-1	.500
Virginia Tech**	0-1	.000
West Virginia**	0-2	.000

Big Sky	6-0	1.000
Eastern Wash.	1-0	1.000
Idaho State	1-0	1.000
Portland State	2-0	1.000
Southern Utah	1-0	1.000
Weber State	1-0	1.000

Big South	16-1	.941
Charleston Southern	5-0	1.000
Coastal Carolina	1-0	1.000
Elon	1-0	1.000
High Point	1-0	1.000
UNC Asheville	4-1	.800
Winthrop	4-0	1.000

Big West	3-1	.750
Boise State**	1-0	1.000
Cal Santa Barbara	1-0	1.000
Pacific	0-1	.000
Utah State	1-0	1.000

Colonial	18-4	.818
American	0-2	.000
Drexel	1-0	1.000
Georgia State**	7-0	1.000
James Madison	1-0	1.000
UNC Wilmington	1-0	1.000
Old Dominion	2-2	.500
Richmond	2-0	1.000
VCU	1-0	1.000
William & Mary	3-0	1.000

Conference USA	25-3	.893
Charlotte	1-0	1.000
East Carolina	1-2	.333
Louisiana Tech	1-0	1.000
Middle Tennessee	3-0	1.000
South Florida	5-0	1.000
Southern Mississippi	2-0	1.000
Tulane	4-0	1.000
Tulsa**	1-0	1.000
UAB	6-1	.857
UTEP	1-0	1.000

CVAC	1-1	.500
Erskine	0-1	.000
Queens College	1-0	1.000

ECAC	3-0	1.000
Gordon	2-0	1.000
New Hampshire	1-0	1.000

GAC	10-10	.500
Ga. Southwestern	4-0	1.000
North Georgia	1-3	.250
Piedmont	4-2	.667

Shorter	1-5	.167
---------	-----	------

Gulf South	4-7	.364
Miss. U. for Women	2-0	1.000
Valdosta State	0-4	.000
West Georgia	2-3	.400

Horizon League	2-3	.400
Butler	0-1	.000
Green Bay	1-2	.000
UW-Milwaukee	1-0	1.000

Ivy League	11-0	1.000
Columbia	1-0	1.000
Cornell	2-0	1.000
Dartmouth	1-0	1.000
Pennsylvania	3-0	1.000
Princeton	4-0	1.000

MAAC	8-1	.888
Fairfield	1-0	1.000
Iona	1-0	1.000
Manhattan	2-0	1.000
Marist	2-0	1.000
Rider	2-1	.667

MEAC	13-0	1.000
Bethune Cookman	1-0	1.000
Coppin State	2-0	1.000
Florida A&M	2-0	1.000
Hampton	2-0	1.000
Howard	1-0	1.000
Md.-Eastern Shore	1-0	1.000
Morgan State	1-0	1.000
North Carolina A&T	1-0	1.000
SC State	1-0	1.000
Winston-Salem St.	1-0	1.000

Metro	1-1	.500
Florida State**	1-1	.500

Mid American	4-0	1.000
Bowling Green	1-0	1.000
Marshall	1-0	1.000
Miami (Ohio)	1-0	1.000
Western Michigan	1-0	1.000

Mid-Continent	1-0	1.000
Southern Utah	1-0	1.000

Missouri Valley	3-2	.667
Drake	0-1	.000
Loyola Chicago	2-0	1.000
Northern Iowa	0-1	.000
SW Missouri St.	1-0	1.000

Northeast	15-0	1.000
Long Island	3-0	1.000
Monmouth	2-0	1.000
Mount Saint Mary's	1-0	1.000
Quinnipiac**	1-0	1.000
Sacred Heart	1-0	1.000
St. Francis (Pa.)	1-0	1.000
St. Francis (N.Y.)	4-0	1.000
Wagner	2-0	1.000

Ohio Valley	4-0	1.000
Jacksonville State	1-0	1.000
Tennessee State	2-0	1.000
SIU-Edwardsville	1-0	1.000

Pacific West	0-1	.000
Alaska-Anchorage	0-1	.000

GEORGIA TECH VS. THE CONFERENCES

Pacific-12	7-1	.875	Ark. Little Rock	0-1	.000
Arizona	2-0	1.000	Arkansas State	1-0	1.000
Oregon	2-0	1.000	Florida International	2-0	1.000
UCLA	0-1	.000	Georgia State**	3-0	1.000
Washington	2-0	1.000	Middle Tenn. State	2-0	1.000
Washington State	1-0	1.000	Texas Arlington	1-0	1.000
			Troy	2-0	1.000
Patriot	6-0	1.000	Sunshine State	2-0	1.000
Army	3-0	1.000	Rollins	1-0	1.000
Lafayette	3-0	1.000	St. Leo's	1-0	1.000
Peachbelt	10-10	.500	Summit	1-0	1.000
Armstrong State	4-1	.800	IUPUI	1-0	1.000
Augusta College	1-8	.111			
Georgia College	3-1	.750	Transouth	0-5	.000
Kennesaw State**	1-0	1.000	Berry	0-5	.000
USC Upstate	1-0	1.000			
SIAC	1-8	.111	Western Athletic	3-1	.750
Albany State	1-5	.833	Fresno State	1-0	1.000
Fort Valley State	0-1	.000	Hawaii	1-0	1.000
Savannah**	0-2	.000	San Jose State	1-0	1.000
			Tulsa**	0-1	.000
South Atlantic	2-1	.667	West Coast	5-4	.556
Mars Hill	0-1	.000	Loyola Marymount	1-0	1.000
Presbyterian	2-0	1.000	Pepperdine	1-0	1.000
			St. Mary's	1-1	.500
Southeastern	13-61	.176	San Diego	1-1	.500
Alabama	2-5	.286	San Francisco	0-1	.000
Arkansas	0-2	.000	Santa Clara	1-1	.500
Auburn	0-3	.000			
Florida	1-0	1.000	Independent	25-3	.893
Georgia	6-35	.146	Auburn-Montgomery	4-0	1.000
Kentucky	0-1	.000	Belmont	1-0	1.000
LSU	0-1	.000	Chicago State	1-0	1.000
Mississippi State	1-4	.200	Longwood	2-0	1.000
Missouri**	1-0	1.000	Morris Brown	3-0	1.000
Tennessee	0-6	.000	Savannah State	3-0	1.000
Vanderbilt	2-4	.333	Spelman	6-0	1.000
			Tennessee Temple	5-3	.625
Southern	52-13	.800	Division II	7-0	1.000
Appalachian State**	6-1	.833	Atlanta Christian	4-0	1.000
Chattanooga	14-2	.867	Converse	3-0	1.000
Coll. of Charleston	2-0	1.000			
Davidson	3-1	.500	Division III	2-0	1.000
East Tenn. State	4-0	1.000	Maryville	2-0	1.000
Furman	8-2	.800			
Georgia Southern	4-7	.300	NAIA	12-2	.857
Mercer	1-0	1.000	Bryan	4-0	1.000
Samford	2-0	1.000	Covenant	8-0	1.000
Western Carolina	7-0	1.000	Tenn. Wesleyan	0-2	.000
Wofford	1-0	1.000			
Southland	5-0	1.000			
Central Arkansas	2-0	1.000			
McNeese State	1-0	1.000			
Southeastern Louisiana	1-0	1.000			
UT-Arlington	1-0	1.000			
SWAC	22-2	.917			
Alabama A&M	1-0	1.000			
Alabama State	7-0	1.000			
Alcorn State	4-0	1.000			
Arkansas Pine Bluff	1-0	1.000			
Grambling State	2-0	1.000			
Jackson State	1-0	1.000			
Miss. Valley State	4-0	1.000			
Prairie View A&M	2-0	1.000			
Southern	0-2	.000			
Sun Belt	14-1	.933			
Appalachian State**	3-0	1.000			

** Record against teams as members of conference.

FORTNER AGAINST OPPONENTS

Opponent	Wins	Losses	Pct.
Alabama	13	3	.813
Alabama A&M	3	0	1.000
Alabama State	1	0	1.000
Arizona State	1	0	1.000
Arkansas	7	5	.583
Ball State	1	0	1.000
Belmont	1	0	1.000
Buffalo	1	0	1.000
California-Davis	1	0	1.000
California-Riverside	2	0	1.000
Central Connecticut State	1	0	1.000
Charlotte	1	0	1.000
Chicago State	1	0	1.000
Colgate	1	0	1.000
Coppin State	1	0	1.000
Davidson	1	0	1.000
Detroit	1	0	1.000
Duke	0	4	.000
Duquesne	1	0	1.000
Florida	6	6	.500
Florida A&M	1	0	1.000
Florida International	1	1	.500
Florida State	0	2	.000
Furman	1	0	1.000
George Mason	1	0	1.000
Georgia Washington	4	3	.571
Georgia	4	6	.400
Georgia Southern	2	0	1.000
Grambling State	1	0	1.000
Illinois	2	0	1.000
Indiana	0	2	.000
Iowa	2	0	1.000
Jackson State	1	0	1.000
Jacksonville State	3	1	.750
James Madison	1	0	1.000
Kansas	0	1	.000
Kansas State	0	1	.000
Kent State	0	1	.000
Kentucky	5	7	.417
Lehigh	1	0	1.000
Liberty	2	0	1.000
LSU	3	8	.273
Louisiana-Lafayette	1	0	1.000
Louisville	0	1	.000
Loyola	1	0	1.000
Loyola Marymount	1	0	1.000
Marist	0	1	.000
Marquette	0	1	.000
Maryland	1	0	1.000
Maryland-Eastern Shore	1	0	1.000
Mercer	2	0	1.000
Miami (Fla.)	2	0	1.000
Michigan	2	0	1.000
Michigan State	1	1	.500
Minnesota	1	0	1.000
Mississippi State	6	5	.545
Monmouth	1	0	1.000
Nevada	1	0	1.000
New Orleans	1	0	1.000
North Carolina A&T	2	0	1.000
North Carolina State	1	0	1.000
Northwestern	1	1	.500
Notre Dame	1	0	1.000
Oakland	2	0	1.000
Ole Miss	7	5	.583
Old Dominion	0	2	.000
Ohio	1	0	1.000
Ohio State	3	0	1.000
Penn State	1	0	1.000
Providence	1	0	1.000
Purdue	0	2	.000
Rice	1	1	.500

Rhode Island	1	0	1.000
Rutgers	0	1	.000
Saint Joseph's	0	1	.000
Sacred Heart	0	1	.000
Sam Houston State	2	0	1.000
San Diego State	0	1	.000
Seton Hall	1	0	1.000
South Alabama	2	0	1.000
South Carolina	6	6	.500
South Florida	1	1	.500
Stanford	0	1	.000
Stephen F. Austin	2	0	1.000
Syracuse	1	0	1.000
Temple	1	3	.250
Tennessee	2	11	.154
Tennessee-Chattanooga	1	1	.500
Tennessee Tech	1	0	1.000
Texas A&M	0	2	.000
Texas Pan-American	1	0	1.000
Toledo	0	1	.000
Troy	3	0	1.000
Tulane	1	0	1.000
University of Alabama-Birmingham	3	0	1.000
USC-Upstate	1	0	1.000
Valparaiso	1	0	1.000
Vanderbilt	0	12	.000
Virginia Tech	1	0	1.000
Western Carolina	2	0	1.000
Western Michigan	1	0	1.000
Winston-Salem State	2	0	1.000
Wisconsin	1	1	.500
Wisconsin-Green Bay	0	1	.000
Xavier	1	2	.333
Total	162	117	0.581

SERIES HISTORY

ALABAMA

ALABAMA LEADS 5-2

DATE	H/A	RESULT	SCORE
11/23/82	h	L	56-63
11/30/83	a	L	49-79
12/29/92	n	L	101-103 (ot)
12/18/15	a	W	70-58
12/17/16	a	L	65-67
3/26/17	h	W	76-66
3/22/18	a	L	59-61

SERIES

Home: 1-1, Away: 1-3, Neutral: 0-0

ALABAMA A&M

GT LEADS 1-0

DATE	H/A	RESULT	SCORE
12/7/13	h	W	93-56

SERIES

Home: 1-0, Away: 0-0, Neutral: 0-0

ALABAMA STATE

GT LEADS 7-0

DATE	H/A	RESULT	SCORE
12/30/05	h	W	76-46
11/11/11	h	W	97-37
12/29/13	h	W	99-58
12/17/14	h	W	77-53
11/24/15	h	W	80-54
11/13/16	h	W	70-48
2/5/18	h	W	69-42

SERIES

Home: 7-0, Away: 0-0, Neutral: 0-0

ALASKA ANCHORAGE

ALASKA ANCHORAGE LEADS 1-0

DATE	H/A	RESULT	SCORE
12/20/94	a	L	85-87

SERIES

Home: 0-0, Away: 0-1, Neutral: 0-0

ALBANY STATE

ALBANY STATE LEADS 1-5

DATE	H/A	RESULT	SCORE
1975-76		L	33-93
		L	22-105
1/3/80	h	L	74-75
1/26/80	a	L	84-89
1/14/81	a	L	73-85
1/28/81	h	W	74-69

SERIES

Home: 1-1, Away: 0-2, Neutral: 0-0

ALCORN STATE

GT LEADS 4-0

DATE	H/A	RESULT	SCORE
11/22/91	n	W	98-69
12/31/04	h	W	62-43
12/29/06	h	W	76-54
12/16/12	h	W	76-49

SERIES

Home: 3-0, Away: 0-1, Neutral: 1-0

AMERICAN

AMERICAN LEADS 2-0

DATE	H/A	RESULT	SCORE
11/15/97	a	L	66-82
11/15/98	h	L	67-87

SERIES

Home: 0-1, Away: 0-1, Neutral: 0-0

APPALACHIAN STATE

GT LEADS 9-1

DATE	H/A	RESULT	SCORE
12/13/88	h	L	59-83
2/14/92	a	W	95-73
12/18/92	h	W	110-72
1/1/96	h	W	95-68
12/3/96	a	W	88-80(ot)
11/27/05	h	W	68-45
11/14/06	a	W	79-53
12/11/16	h	W	81-52
11/10/17	a	W	75-41
11/11/18	h	W	71-53

SERIES

Home: 5-1, Away: 4-0, Neutral: 0-0

ARIZONA

GT LEADS 2-0

DATE	H/A	RESULT	SCORE
1/7/85	h	W	65-59
12/20/09	h	W	70-48

SERIES

Home: 2-0, Away: 0-0, Neutral: 0-0

ARKANSAS

ARKANSAS LEADS 2-0

DATE	H/A	RESULT	SCORE
3/21/00	a	L	67-78
2/13/05	n	L	59-71

SERIES

Home: 0-0, Away: 0-1, Neutral: 0-1

ARKANSAS LITTLE ROCK

ALR LEADS 1-0

DATE	H/A	RESULT	SCORE
3/21/10	n	L	53-63

SERIES

Home: 0-0, Away: 0-0, Neutral: 0-1

ARKANSAS-PINE BLUFF

GT LEADS 1-0

DATE	H/A	RESULT	SCORE
11/20/05	h	W	74-36

SERIES

Home: 1-0, Away: 0-0, Neutral: 0-0

ARKANSAS STATE

GT LEADS 1-0

DATE	H/A	RESULT	SCORE
12/1/01	n	W	77-52

SERIES

Home: 0-0, Away: 0-0, Neutral: 1-0

ARMSTRONG STATE

GT LEADS 4-1

DATE	H/A	RESULT	SCORE
1976-77		W	57-54
1977-78		W	90-36

1/6/79	a	W	90-73
1/27/79	h	W	80-71
		L	51-61

SERIES

Home: 0-1, Away: 1-0, Neutral: 0-0

ARMY

GT LEADS 3-0

DATE	H/A	RESULT	SCORE
12/5/91	a	W	71-55
12/21/94	n	W	85-51
1/2/10	h	W	76-47

SERIES

Home: 1-0, Away: 1-0, Neutral: 1-0

ATLANTA CHRISTIAN

GT LEADS 4-0

DATE	H/A	RESULT	SCORE
1975-76		W	55-23
		W	90-14
1976-77		W	93-52
		W	99-34

SERIES

Home: 0-0, Away: 0-0, Neutral: 0-0

AUBURN

AUBURN LEADS 3-0

DATE	H/A	RESULT	SCORE
1975-76		L	28-89
		L	28-78
12/30/97	h	L	41-70

SERIES

Home: 0-1, Away: 0-0, Neutral: 0-0

AUBURN-MONTGOMERY

GT LEADS 4-0

DATE	H/A	RESULT	SCORE
12/30/86	h	W	74-58
2/10/88	h	W	89-72
2/13/89	h	W	80-57
1/8/90	h	W	89-63

SERIES

Home: 4-0, Away: 0-0, Neutral: 0-0

AUGUSTA COLLEGE

AUGUSTA COLLEGE LEADS 8-1

DATE	H/A	RESULT	SCORE
1974-75		L	14-67
		L	26-49
1975-76		L	20-80
		L	28-71
1976-77		L	47-48
1977-78		L	65-84
		W	78-62
1/5/79	a	L	54-58
2/8/79	h	L	72-73

SERIES

Home: 0-1, Away: 0-1, Neutral: 0-0

BAYLOR

BAYLOR LEADS 2-0

DATE	H/A	RESULT	SCORE
3/24/12	n	L	68-83
11/25/17	n	L	57-80

SERIES

Home: 0-0, Away: 0-0, Neutral: 0-2

BELMONT

GT LEADS 1-0

DATE	H/A	RESULT	SCORE
1/24/98	h	W	76-64

SERIES

Home: 1-0, Away: 0-0, Neutral: 0-0

BERRY

BERRY LEADS 5-0

DATE	H/A	RESULT	SCORE
1974-75		L	31-105
1975-76		L	13-107
	n	L	41-109
1978-79	n	L	68-92
11/24/81	h	L	61-82

SERIES

Home: 0-1, Away: 0-0, Neutral: 0-2

BETHUNE COOKMAN

GT LEADS 1-0

DATE	H/A	RESULT	SCORE
3/15/18	h	W	85-32

SERIES

Home: 1-0, Away: 0-0, Neutral: 0-0

BOISE STATE

GT LEADS 1-0

DATE	H/A	RESULT	SCORE
2/25/90	n	W	93-66

SERIES

Home: 0-0, Away: 0-0, Neutral: 1-0

BOSTON COLLEGE

GT LEADS 13-5

DATE	H/A	RESULT	SCORE
12/28/91	n	W	97-61
11/29/97	h	W	81-79
2/9/06	a	L	55-57
1/25/07	h	W	60-49
2/18/08	a	L	53-62
1/8/09	h	L	64-65(ot)
1/17/10	a	L	51-77
1/23/11	h	W	67-54
1/15/12	a	W	68-58
2/19/12	h	W	85-48
3/3/13	a	L	68-74
3/2/14	h	W	84-74
1/8/15	a	W	80-77
1/31/16	h	W	62-56
1/12/17	a	W	71-67
3/1/17	n	W	71-67
2/8/18	h	W	67-43
1/3/19	a	W	81-76

SERIES

Home: 7-1, Away: 4-4, Neutral: 2-0

BOWLING GREEN

GT LEADS 1-0

DATE	H/A	RESULT	SCORE
3/19/11	n	W	69-58

SERIES

Home: 0-0, Away: 0-0, Neutral: 1-0

BRYAN

GT LEADS 4-0

DATE	H/A	RESULT	SCORE
1976-77		W	51-39
		W	57-46

SERIES HISTORY

1977-78	W	55-29
	W	81-44

SERIES

Home: 0-0, Away: 0-0, Neutral: 0-0

BUTLER

BUTLER LEADS 1-0

DATE	H/A	RESULT	SCORE
12/2/94	h	L	66-67

SERIES

Home: 0-1, Away: 0-0, Neutral: 0-0

CAL SANTA BARBARA

GT LEADS 1-0

DATE	H/A	RESULT	SCORE
11/28/86	h	W	84-48

SERIES

Home: 1-0, Away: 0-0, Neutral: 0-0

CAMPBELL

CAMPBELL LEADS 1-0

DATE	H/A	RESULT	SCORE
12/20/90	n	L	75-82

SERIES

Home: 0-0, Away: 0-0, Neutral: 0-1

CENTRAL ARKANSAS

GT LEADS 2-0

DATE	H/A	RESULT	SCORE
12/21/11	n	W	67-61
12/14/14	h	W	88-50

SERIES

Home: 1-0, Away: 0-0, Neutral: 1-0

CENTRAL FLORIDA

GT LEADS 3-0

DATE	H/A	RESULT	SCORE
12/15/02	a	W	62-58
12/14/03	h	W	70-48
3/19/17	h	W	63-51

SERIES

Home: 2-0, Away: 1-0, Neutral: 0-0

CHARLESTON SOUTHERN

GT LEADS 5-0

DATE	H/A	RESULT	SCORE
11/28/97	h	W	87-64
12/7/99	h	W	103-65
1/30/01	h	W	94-65
1/29/02	h	W	79-52
12/19/17	h	W	78-51

SERIES

Home: 5-0, Away: 0-0, Neutral: 0-0

CHARLOTTE

GT LEADS 1-0

DATE	H/A	RESULT	SCORE
11/15/02	h	W	67-57

SERIES

Home: 1-0, Away: 0-0, Neutral: 0-0

CHATTANOOGA

GT LEADS 14-2

DATE	H/A	RESULT	SCORE
11/30/85	h	L	69-76
2/5/86	h	W	82-77
12/2/86	h	W	69-60
2/28/88	a	L	76-79
1/2/89	h	W	74-71
12/31/89	a	W	94-82
1/16/91	h	W	98-73
11/30/91	h	W	114-57
2/24/93	a	W	68-67(ot)
1/5/94	h	W	71-70
12/15/94	a	W	74-71
12/13/95	h	W	81-62
1/8/97	a	W	72-56
12/1/97	h	W	70-42
12/16/98	a	W	94-60
3/18/00	a	W	81-74

SERIES

Home: 8-1, Away: 6-1, Neutral: 0-0

CHICAGO STATE

GT LEADS 1-0

DATE	H/A	RESULT	SCORE
12/29/07	h	W	57-31

SERIES

Home: 1-0, Away: 0-0, Neutral: 0-0

CLEMSON

CLEMSON LEADS 45-39

DATE	H/A	RESULT	SCORE
1/31/80	a	L	67-103
1/7/81	h	L	53-75
12/14/81	a	L	50-72
2/26/82	n	L	54-62
1/27/83	h	L	67-79
2/5/83	a	L	66-84
1/11/84	a	L	70-82
1/25/84	h	L	72-79
1/9/85	h	L	81-84(ot)
2/11/85	a	L	75-95
12/16/85	h	L	80-90
1/18/86	a	L	73-84
1/22/87	a	W	81-78
2/23/87	h	W	82-66
1/27/88	a	L	72-94
2/3/88	h	L	74-90
1/18/89	a	L	56-83
2/22/89	h	L	62-89
3/4/89	n	L	74-94
1/24/90	a	L	69-77
2/12/90	h	L	75-80
1/23/91	h	L	61-62
2/11/91	a	L	64-76
1/22/92	h	L	69-73
2/4/92	a	W	59-57
3/8/92	n	W	74-73
12/16/92	h	W	86-68 (Omni)
1/26/93	a	L	80-85
3/6/93	n	L	66-87
1/26/94	a	L	52-77
2/25/94	h	L	51-55
1/26/95	a	L	56-68
2/25/95	h	W	68-60
1/25/96	h	W	55-38
2/25/96	a	W	72-62
1/13/97	h	L	59-67
2/8/97	a	L	50-52
1/22/98	a	L	56-79
2/22/98	h	L	58-89
1/10/99	h	L	56-61
2/11/99	a	L	41-69
12/4/99	h	W	81-62
1/31/00	a	L	43-72
1/18/01	h	L	64-72

2/19/01	a	L	49-68
1/26/02	h	W	83-78
2/21/02	a	L	65-68
1/23/03	h	W	89-78(ot)
2/23/03	a	W	78-63
1/18/04	h	L	61-75
2/19/04	a	L	47-59
1/26/05	h	W	53-48
2/24/05	a	L	49-58
1/8/06	a	L	63-72
1/29/06	h	W	83-64
1/7/07	a	W	63-57
2/19/07	h	W	62-59
1/31/08	h	W	77-59
2/24/08	a	W	74-58
2/1/09	h	W	49-41
2/22/09	a	W	89-54
3/5/09	n	L	69-81
1/11/10	h	W	72-58
2/8/10	a	W	68-53
1/9/11	a	W	64-53
2/17/11	h	W	72-46
1/29/12	a	W	63-54
2/26/12	h	W	62-50
1/6/13	a	W	81-59
2/28/13	h	W	74-48
1/8/14	a	W	89-68
1/30/14	h	L	79-80(ot)
1/4/15	h	W	74-66
2/22/15	a	W	71-59
3/4/15	n	W	80-53
1/24/16	a	W	76-63
2/14/16	h	W	77-48
1/29/17	a	L	61-62
2/23/17	h	W	72-58
12/31/17	h	W	66-33
2/4/18	a	W	60-48
2/28/18	n	W	61-52
1/17/19	a	L	61-71
2/21/19	h	W	75-53

SERIES

Home: 20-17, Away: 16-24, Neutral: 3-4

COASTAL CAROLINA

GT LEADS 1-0

DATE	H/A	RESULT	SCORE
2/22/88	h	W	92-60

SERIES

Home: 1-0, Away: 0-0, Neutral: 0-0

COLLEGE OF CHARLESTON

GT LEADS 2-0

DATE	H/A	RESULT	SCORE
11/23/05	h	W	66-50
12/20/06	a	W	82-50

SERIES

Home: 1-0, Away: 1-0, Neutral: 0-0

COLORADO

GT LEADS 1-0

DATE	H/A	RESULT	SCORE
11/21/84	h	W	76-56

SERIES

Home: 1-0, Away: 0-0, Neutral: 0-0

CONNECTICUT

UConn LEADS 2-0

DATE	H/A	RESULT	SCORE
11/16/08	a	L	71-82
11/21/10	h	L	51-71

SERIES

Home: 0-1, Away: 0-1, Neutral: 0-0

COLUMBIA

GT LEADS 1-0

DATE	H/A	RESULT	SCORE
1/22/86	h	W	87-69

SERIES

Home: 1-0, Away: 0-0, Neutral: 0-0

CONVERSE

GT LEADS 3-0

DATE	H/A	RESULT	SCORE
1977-78		W	83-62
		W	86-67
12/1/84	h	W	116-31

SERIES

Home: 1-0, Away: 0-0, Neutral: 0-0

COPPIN STATE

GT LEADS 2-0

DATE	H/A	RESULT	SCORE
1/15/92	h	W	100-42
11/8/13	h	W	79-57

SERIES

Home: 2-0, Away: 0-0, Neutral: 0-0

CORNELL

GT LEADS 2-0

DATE	H/A	RESULT	SCORE
12/3/94	h	W	90-66
11/24/00	h	W	74-68

SERIES

Home: 2-0, Away: 0-0, Neutral: 0-0

COVENANT

GT LEADS 8-0

DATE	H/A	RESULT	SCORE
1976-77		W	62-26
		W	59-37
1977-78		W	85-52
		W	69-50
1978-79	h	W	90-60
2/12/79	a	W	92-65
12/1/81	h	W	75-36
11/29/82		W	forfeit

SERIES

Home: 2-0, Away: 1-0, Neutral: 0-0

DARTMOUTH

GT LEADS 1-0

DATE	H/A	RESULT	SCORE
12/17/00	h	W	79-62

SERIES

Home: 1-0, Away: 0-0, Neutral: 0-0

DAVIDSON

GT LEADS 3-1

DATE	H/A	RESULT	SCORE
12/3/97	h	L	72-90
11/21/98	a	W	88-70
12/2/03	h	W	60-54
11/9/07	h	W	69-50

SERIES

Home: 2-1, Away: 1-0, Neutral: 0-0

SERIES HISTORY

DAYTON

SERIES TIED 1-1

DATE	H/A	RESULT	SCORE
11/25/16	n	W	81-62
12/21/18	n	L	66-85

SERIES

Home: 0-0, Away: 0-0, Neutral: 1-1

DEKALB CENTRAL

DEKALB CENTRAL LEADS 2-0

DATE	H/A	RESULT	SCORE
1974-75		L	25-83
		L	49-94

SERIES

Home: 0-0, Away: 0-0, Neutral: 0-0

DEKALB SOUTH

GT LEADS 2-0

DATE	H/A	RESULT	SCORE
1974-75		W	56-48
		W	56-45

SERIES

Home: 0-0, Away: 0-0, Neutral: 0-0

DEPAUL

GT LEADS 1-0

DATE	H/A	RESULT	SCORE
3/17/07	n	W	55-54

SERIES

Home: 0-0, Away: 0-0, Neutral: 1-0

DRAKE

DRAKE LEADS 1-0

DATE	H/A	RESULT	SCORE
2/25/83	n	L	63-83

SERIES

Home: 0-0, Away: 0-0, Neutral: 0-1

DREXEL

GT LEADS 1-0

DATE	H/A	RESULT	SCORE
11/28/96	h	W	84-65

SERIES

Home: 1-0, Away: 0-0, Neutral: 0-0

DUKE

DUKE LEADS 61-10

DATE	H/A	RESULT	SCORE
1/13/79	a	L	55-70
1/21/80	h	L	71-72
2/6/81	a	L	51-74
11/27/81	a	L	50-62
2/6/82	h	W	64-61
1/3/83	h	L	43-55
1/31/83	a	L	40-80
1/7/84	h	L	72-74
2/11/84	a	L	61-69
1/12/85	h	L	58-65
1/25/85	a	L	67-75
1/11/86	h	L	69-78
1/25/86	a	L	61-77
1/26/87	a	L	66-85
2/7/87	h	L	72-86
1/15/88	a	L	71-77(ot)
1/30/88	h	L	71-80
1/28/89	a	W	97-94(ot)
2/25/89	h	L	71-78
1/13/90	a	L	68-72

1/27/90	h	W	78-74
1/26/91	h	L	79-93
2/24/91	a	L	76-89
1/3/92	a	L	76-80
3/2/92	h	W	75-53
1/29/93	a	W	86-80(ot)
2/26/93	h	W	72-67
1/14/94	a	L	59-77
2/27/94	h	W	61-56
1/18/95	h	L	71-80
2/18/95	a	L	68-77
1/17/96	a	L	66-78
2/17/96	h	L	55-70
12/12/96	a	L	65-74
1/27/97	h	L	58-83
1/4/98	a	L	56-87
2/5/98	h	L	55-58
2/27/98	n	L	56-100
1/7/99	a	L	46-113
2/7/99	h	L	73-74
1/9/00	h	L	45-64
2/11/00	a	L	51-83
3/5/00	n	L	56-77
1/11/01	a	L	83-86
2/12/01	h	L	54-74
12/30/01	h	L	60-76
1/31/02	a	L	50-86
1/13/03	h	L	59-79
2/13/03	a	L	43-82
3/9/03	n	L	52-76
1/8/04	h	L	45-77
2/7/04	a	L	41-81
1/17/05	a	L	59-82
2/20/05	h	L	55-73
1/11/06	h	L	59-67
1/10/07	a	L	51-83
1/24/08	h	L	47-73
1/25/09	a	L	34-60
2/19/10	h	L	50-64
3/6/10	n	L	55-67
1/21/11	a	L	32-69
3/5/11	n	L	66-74
1/18/12	h	L	62-79
12/6/12	a	L	52-85
1/5/14	h	L	47-64
3/7/14	n	L	52-82
2/26/15	h	W	71-62
2/21/16	a	W	64-59
1/5/17	h	L	68-75
2/1/18	a	L	59-77
1/10/19	h	W	70-64

SE/RIES

Home: 7-26, Away: 3-29, Neutral: 0-6

EAST CAROLINA

EAST CAROLINA LEADS 2-1

DATE	H/A	RESULT	SCORE
1/24/82	h	L	46-80
2/5/84	a	L	56-61(ot)
12/31/02	h	W	88-75

SERIES

Home: 1-1, Away: 0-1, Neutral: 0-0

EAST TENNESSEE ST

GT LEADS 4-0

DATE	H/A	RESULT	SCORE
11/24/90	h	W	89-62
2/3/93	h	W	88-55
2/9/94	a	W	88-73
11/29/02	h	W	85-35

SERIES

Home: 3-0, Away: 1-0, Neutral: 0-0

EASTERN WASHINGTON

GT LEADS 1-0

DATE	H/A	RESULT	SCORE
11/24/01	h	W	91-36

SERIES

Home: 1-0, Away: 0-0, Neutral: 0-0

ELON

GT LEADS 2-0

DATE	H/A	RESULT	SCORE
11/26/99	h	W	85-53
3/19/15	h	W	80-53

SERIES

Home: 2-0, Away: 0-0, Neutral: 0-0

EMORY

GT LEADS 1-0

DATE	H/A	RESULT	SCORE
1974-75		W	52-28

SERIES

Home: 0-0, Away: 0-0, Neutral: 0-0

ERSKINE

ERSKINE LEADS 1-0

DATE	H/A	RESULT	SCORE
1/18/79	h	L	54-74

SERIES

Home: 0-1, Away: 0-0, Neutral: 0-0

FAIRFIELD

GT LEADS 1-0

DATE	H/A	RESULT	SCORE
12/30/94	a	W	111-66

SERIES

Home: 0-0, Away: 1-0, Neutral: 0-0

FLORIDA

GT LEADS 1-0

DATE	H/A	RESULT	SCORE
12/5/86	n	W	82-72

SERIES

Home: 0-0, Away: 0-0, Neutral: 1-0

FLORIDA ATLANTIC

GT LEADS 1-0

DATE	H/A	RESULT	SCORE
11/21/03	a	W	73-62

SERIES

Home: 0-0, Away: 1-0, Neutral: 0-0

FLORIDA A&M

GT LEADS 2-0

DATE	H/A	RESULT	SCORE
12/31/03	h	W	84-45
12/30/08	h	W	77-42

SERIES

Home: 2-0, Away: 0-0, Neutral: 0-0

FLORIDA GULF COAST

GT LEADS 1-0

DATE	H/A	RESULT	SCORE
11/21/09	h	W	58-48

SERIES

Home: 1-0, Away: 0-0, Neutral: 0-0

FLORIDA INTERNATIONAL

GT LEADS 3-0

DATE	H/A	RESULT	SCORE
12/16/80	a	W	79-43
12/29/09	a	W	68-57
12/30/12	a	W	65-63

SERIES

Home: 0-0, Away: 3-0, Neutral: 0-0

FLORIDA STATE

FSU LEADS 27-20

DATE	H/A	RESULT	SCORE
1974-75	a	L	22-58
11/20/80	h	W	97-84
12/11/91	a	W	70-68
1/11/92	h	L	66-77
1/18/93	h	L	71-79
2/12/93	a	W	61-46
12/18/93	a	W	65-62
2/1/94	h	W	63-51
1/23/95	h	L	58-60
1/30/95	a	W	68-57
1/22/96	h	W	97-65
1/31/96	a	L	85-90(3ot)
2/29/96	n	L	51-64
1/21/97	h	W	75-51
2/10/97	a	W	68-60
1/18/98	h	L	53-88
2/19/98	a	L	56-77
1/2/99	h	W	92-70
1/31/99	a	W	86-78
1/16/00	a	L	64-93
2/17/00	h	L	74-77
1/5/01	h	L	65-66
2/5/01	a	L	69-89
12/5/01	h	L	78-87
1/20/02	a	W	73-56
1/20/03	a	L	47-66
2/19/03	h	W	86-56
3/8/03	n	W	64-59
1/2/04	h	W	66-59
1/25/04	a	W	73-62
1/6/05	a	W	59-58
2/27/05	h	L	49-51
2/2/06	h	L	54-59
2/9/07	a	L	52-63
2/3/08	h	W	83-73
1/18/09	a	L	49-59
2/15/10	h	L	59-69
2/11/11	a	L	60-73
1/22/12	a	W	79-55
1/3/13	h	L	78-85
1/25/13	a	L	71-76
2/27/14	a	W	86-78
2/1/15	h	W	79-71
1/10/16	a	L	69-75
1/26/17	h	L	63-69
2/25/18	a	L	61-64
3/3/19	h	L	55-64

SERIES

Home: 8-14, Away: 11-12, Neutral: 1-1

FORDHAM

GT LEADS 5-0

DATE	H/A	RESULT	SCORE
12/28/84	n	W	77-56
12/6/87	a	W	79-78
12/30/92	n	W	69-68
12/8/01	a	W	51-49
12/21/02	h	W	69-53

SERIES

Home: 1-0, Away: 2-0, Neutral: 2-0

SERIES HISTORY

FORT VALLEY

FORT VALLEY LEADS 1-0

DATE	H/A	RESULT	SCORE
1974-75	n	L	39-76

SERIES

Home: 0-0, Away: 0-0, Neutral: 0-1

FRESNO STATE

GT LEADS 1-0

DATE	H/A	RESULT	SCORE
12/30/00	h	W	87-56

SERIES

Home: 1-0, Away: 0-0, Neutral: 0-0

FURMAN

GT LEADS 8-2

DATE	H/A	RESULT	SCORE
1977-78		L	77-79
1/12/79	a	W	88-68
1/14/80	h	W	98-50
2/16/81	a	W	83-54
12/31/85	h	W	85-81
11/25/89	h	L	92-108
12/21/90	a	W	89-85
2/16/93	h	W	86-72
1/19/94	a	W	79-63
11/28/94	h	W	78-60

SERIES

Home: 3-1, Away: 4-0, Neutral: 0-0

GEORGE WASHINGTON

GT LEADS 1-0

DATE	H/A	RESULT	SCORE
11/22/18	n	W	70-55

SERIES

Home: 0-0, Away: 0-0, Neutral: 1-0

GEORGETOWN

SERIES TIED 1-1

DATE	H/A	RESULT	SCORE
11/25/10	n	L	58-67
3/20/12	n	W	76-64

SERIES

Home: 0-0, Away: 0-0, Neutral: 1-1

GEORGIA

GEORGIA LEADS 35-6

DATE	H/A	RESULT	SCORE
1974-75	a	L	38-96
1975-76	a	L	22-77
	a	L	35-60
11/30/79	a	L	78-97
1/16/80	h	L	77-78
11/28/80	h	L	51-91
1/12/81	a	L	53-79
2/26/81	n	L	70-89
12/4/81	a	L	43-86
2/8/82	h	L	52-69
12/4/82	a	L	56-90
12/2/83	n	L	52-89
11/29/84	h	L	69-100
12/2/85	a	L	58-93
1/29/87	h	L	57-72
12/2/87	a	L	71-92
11/28/88	h	L	58-73
11/29/89	a	L	70-85
12/15/93	n	L	52-67
12/13/94	n	L	81-113
1/18/99	n	L	82-88
1/20/00	n	L	58-86

12/8/00	n	L	61-78
12/27/01	n	L	52-69
12/27/02	n	W	65-61
12/27/03	n	L	62-78
12/3/04	h	W	55-49
12/4/05	a	L	66-72
12/3/06	h	L	69-79
12/2/07	a	L	64-71
12/5/08	h	W	57-42
12/6/09	a	L	50-56
12/5/10	h	W	69-53
12/4/11	a	L	68-75
12/2/12	h	L	50-60
11/24/13	a	L	56-63
11/23/14	h	L	57-64
11/22/15	a	L	66-78
11/20/16	h	W	52-45
12/17/17	a	L	53-60
11/18/18	h	W	63-53

SERIES

Home: 5-9, Away: 0-17, Neutral: 1-9

GEORGIA BAPTIST

GT LEADS 5-1

DATE	H/A	RESULT	SCORE
1974-75		L	38-50
1976-77		W	68-47
		W	63-40
		W	60-46
1977-78		W	100-38
		W	88-43

SERIES

Home: 0-0, Away: 0-0, Neutral: 0-0

GEORGIA COLLEGE

GT LEADS 3-1

DATE	H/A	RESULT	SCORE
1977-78		L	79-86
		W	83-70
11/18/78	h	W	85-49
12/9/78	a	W	86-50

SERIES

Home: 1-0, Away: 1-0, Neutral: 0-0

GEORGIA SOUTHERN

GSU LEADS 7-4

DATE	H/A	RESULT	SCORE
11/14/79	a	L	56-62
1/5/80	h	L	77-81
2/21/80	n	L	51-87
1/31/81	a	L	60-87
2/24/81	h	L	64-80
2/13/85	h	W	75-57
2/13/86	h	W	79-71
1/15/87	a	L	65-75
12/2/88	n	L	60-61
12/12/94	h	W	79-66
12/9/07	h	W	78-50

SERIES

Home: 4-2, Away: 0-3, Neutral: 0-2

GEORGIA SOUTHWESTERN

GT LEADS 4-0

DATE	H/A	RESULT	SCORE
1/29/79	h	W	67-42
2/16/79	a	W	90-68
11/19/81	h	W	78-56
12/2/82	h	W	74-60

SERIES

Home: 3-0, Away: 1-0, Neutral: 0-0

GEORGIA STATE

GT LEADS 27-11

DATE	H/A	RESULT	SCORE
1975-76		L	30-80
		L	40-101
11/20/79	h	L	62-85
2/5/80	a	L	57-75
1/5/81	a	L	52-73
1/21/81	h	L	70-76
1/19/82	h	W	57-51
2/20/82	a	W	71-67
1/19/83	h	L	69-73
2/7/83	a	L	64-69
12/17/83	n	W	80-43
1/31/84	h	W	83-70
2/9/84	a	L	56-59
2/7/85	a	W	69-68 (ot)
2/23/85	h	W	80-75
2/24/86	h	L	75-80
12/14/93	a	W	82-58
2/13/95	h	W	107-62
1/29/96	a	W	76-60
2/4/97	h	W	76-56
11/18/97	a	W	73-59
12/19/98	h	L	56-66
11/23/99	a	W	75-51
11/29/00	h	W	75-70
12/18/01	a	W	71-68
12/18/02	h	W	65-46
12/6/03	a	W	69-64
11/19/04	h	W	72-30
11/30/05	a	W	60-51
11/16/06	h	W	83-41
12/22/07	a	W	79-67
11/26/08	h	W	74-56
12/22/09	a	W	62-50
11/12/10	h	W	66-56
12/16/11	a	W	85-50
12/3/16	h	W	73-42
11/21/17	h	W	75-51
12/2/18	a	W	78-71

SERIES

Home: 13-5, Away: 13-4, Neutral: 1-0

GORDON

GT LEADS 2-0

DATE	H/A	RESULT	SCORE
1974-75		W	51-33
		W	47-36

SERIES

Home: 0-0, Away: 0-0, Neutral: 0-0

GRAMBLING STATE

GT LEADS 2-0

DATE	H/A	RESULT	SCORE
12/5/04	h	W	66-52
11/25/14	h	W	97-64

SERIES

Home: 2-0, Away: 0-0, Neutral: 0-0

HAMPTON

GT LEADS 2-0

DATE	H/A	RESULT	SCORE
12/28/09	n	W	63-54
12/30/13	h	W	89-70

SERIES

Home: 1-0, Away: 0-0, Neutral: 1-0

HAWAI'I

GT LEADS 1-0

DATE	H/A	RESULT	SCORE
3/28/92	n	W	90-72

SERIES

Home: 0-0, Away: 0-0, Neutral: 1-0

HIGH POINT

GT LEADS 1-0

DATE	H/A	RESULT	SCORE
11/27/15	n	W	81-61

SERIES

Home: 0-0, Away: 0-0, Neutral: 1-0

HOFSTRA

GT LEADS 3-0

DATE	H/A	RESULT	SCORE
12/4/92	h	W	111-62
11/27/99	h	W	89-61
12/21/00	a	W	77-74

SERIES

Home: 2-0, Away: 1-0, Neutral: 1-0

HOUSTON

HOUSTON LEADS 1-0

DATE	H/A	RESULT	SCORE
119/18	a	L	89-95 (2ot)

SERIES

Home: 0-0, Away: 0-1, Neutral: 0-0

HOWARD

GT LEADS 1-0

DATE	H/A	RESULT	SCORE
12/17/88	n	W	87-82

SERIES

Home: 0-0, Away: 0-0, Neutral: 1-0

IDAHO STATE

GT LEADS 1-0

DATE	H/A	RESULT	SCORE
11/23/18	n	W	74-51

SERIES

Home: 0-0, Away: 0-0, Neutral: 1-0

ILLINOIS

GT LEADS 2-0

DATE	H/A	RESULT	SCORE
11/25/95	h	W	70-60
12/4/13	h	W	93-69

SERIES

Home: 2-0, Away: 0-0, Neutral: 0-0

IONA

GT LEADS 1-0

DATE	H/A	RESULT	SCORE
12/20/87	a	W	108-88

SERIES

Home: 0-0, Away: 1-0, Neutral: 0-0

IOWA

GT LEADS 2-0

DATE	H/A	RESULT	SCORE
11/28/07	a	W	76-57
3/22/09	a	W	76-62

SERIES

Home: 0-0, Away: 2-0, Neutral: 0-0

SERIES HISTORY

IOWA STATE

IOWA STATE LEADS 1-0

DATE	H/A	RESULT	SCORE
3/2/08	n	L	55-58

SERIES

Home: 0-0, Away: 0-0, Neutral: 0-1

INDIANA

INDIANA LEADS 1-0

DATE	H/A	RESULT	SCORE
12/2/15	a	L	60-69

SERIES

Home: 0-0, Away: 0-1, Neutral: 0-0

IUPUI

TECH LEADS 1-0

DATE	H/A	RESULT	SCORE
12/20/15	a	W	60-50

SERIES

Home: 1-0, Away: 0-0, Neutral: 0-0

JACKSON STATE

GT LEADS 1-0

DATE	H/A	RESULT	SCORE
1/2/08	h	W	79-42

SERIES

Home: 1-0, Away: 0-0, Neutral: 0-0

JACKSONVILLE

GT LEADS 2-0

DATE	H/A	RESULT	SCORE
12/10/06	h	W	81-52
3/16/17	h	W	71-55

SERIES

Home: 2-0, Away: 0-0, Neutral: 0-0

JACKSONVILLE STATE

GT LEADS 1-0

DATE	H/A	RESULT	SCORE
1/2/11	h	W	81-52

SERIES

Home: 1-0, Away: 0-0, Neutral: 0-0

JAMES MADISON

GT LEADS 1-0

DATE	H/A	RESULT	SCORE
11/27/03	n	W	60-53

SERIES

Home: 0-0, Away: 0-0, Neutral: 1-0

KANSAS STATE

KANSAS STATE LEADS 2-0

DATE	H/A	RESULT	SCORE
11/16/01	h	L	70-74
11/17/02	a	L	59-83

SERIES

Home: 0-1, Away: 0-1, Neutral: 0-0

KENNESAW STATE

GT LEADS 12-0

DATE	H/A	RESULT	SCORE
11/26/82	a	W	68-55
12/6/06	h	W	81-43
12/30/07	h	W	83-68

11/19/08	h	W	77-49
12/18/09	a	W	94-48
11/17/10	h	W	79-60
11/22/11	h	W	94-51
11/13/12	h	W	80-51
11/19/14	h	W	77-47
11/16/16	a	W	86-49
11/15/17	h	W	86-48
12/16/18	h	W	60-35

SERIES

Home: 9-0, Away: 3-0, Neutral: 1-0

KENTUCKY

KENTUCKY LEADS 1-0

DATE	H/A	RESULT	SCORE
1/15/06	n	L	62-66

SERIES

Home: 0-0, Away: 0-0, Neutral: 0-1

LAFAYETTE

GT LEADS 3-0

DATE	H/A	RESULT	SCORE
12/3/89	n	W	89-64
12/10/94	h	W	95-38
12/30/98	h	W	100-52

SERIES

Home: 2-0, Away: 0-0, Neutral: 1-0

LIPSCOMB

GT LEADS 1-0

DATE	H/A	RESULT	SCORE
12/29/14	h	W	71-53

SERIES

Home: 1-0, Away: 0-0, Neutral: 0-0

LONG ISLAND

GT LEADS 3-0

DATE	H/A	RESULT	SCORE
11/18/01	a	W	80-49
11/26/02	h	W	82-47
11/28/09	a	W	73-56

SERIES

Home: 1-0, Away: 2-0, Neutral: 0-0

LONGWOOD

GT LEADS 2-0

DATE	H/A	RESULT	SCORE
12/20/05	h	W	81-41
2/25/07	h	W	75-46

SERIES

Home: 2-0, Away: 0-0, Neutral: 0-0

LOUISIANA TECH

GT LEADS 1-0

DATE	H/A	RESULT	SCORE
12/30/14	h	W	96-81

SERIES

Home: 1-0, Away: 0-0, Neutral: 0-0

LOUISVILLE

LOUISVILLE LEADS 6-0

DATE	H/A	RESULT	SCORE
1/2/15	a	L	48-75
1/3/16	h	L	65-78
3/4/16	n	L	50-60
1/18/17	a	L	51-91

12/28/17	h	L	71-74
1/13/19	a	L	44-61

SERIES

Home: 0-2, Away: 0-3, Neutral: 0-1

LOYOLA CHICAGO

GT LEADS 2-0

DATE	H/A	RESULT	SCORE
11/14/14	a	W	92-57
11/13/15	h	W	84-77

SERIES

Home: 1-0, Away: 1-0, Neutral: 0-0

LOYOLA MARYMOUNT

GT LEADS 1-0

DATE	H/A	RESULT	SCORE
12/2/89	n	W	81-53

SERIES

Home: 0-0, Away: 0-0, Neutral: 1-0

LSU

LSU LEADS 1-0

DATE	H/A	RESULT	SCORE
3/23/14	n	L	78-98

SERIES

Home: 0-0, Away: 0-0, Neutral: 0-1

MAINE

GT LEADS 1-0

DATE	H/A	RESULT	SCORE
12/18/88	n	W	82-62

SERIES

Home: 1-0, Away: 0-0, Neutral: 1-0

MANHATTAN

GT LEADS 2-0

DATE	H/A	RESULT	SCORE
12/3/95	a	W	90-61
12/30/96	h	W	105-63

SERIES

Home: 1-0, Away: 1-0, Neutral: 0-0

MARIST

GT LEADS 2-0

DATE	H/A	RESULT	SCORE
12/19/87	a	W	66-45
12/7/91	a	W	93-63

SERIES

Home: 0-0, Away: 2-0, Neutral: 0-0

MARQUETTE

GT LEADS 2-0

DATE	H/A	RESULT	SCORE
11/19/11	a	W	74-63
11/18/12	h	W	76-72

SERIES

Home: 1-0, Away: 1-0, Neutral: 0-0

MARS HILL

MARS HILL LEADS 1-0

DATE	H/A	RESULT	SCORE
12/2/78	a	L	53-81

SERIES

Home: 0-0, Away: 0-1, Neutral: 0-0

MARSHALL

GT LEADS 1-0

DATE	H/A	RESULT	SCORE
1/4/86	h	W	83-81

SERIES

Home: 1-0, Away: 0-0, Neutral: 0-0

MARYLAND

MARYLAND LEADS 50-18

DATE	H/A	RESULT	SCORE
11/27/79	a	L	78-94
11/18/80	h	L	64-82
2/17/82	a	L	64-77
12/15/82	a	L	54-88
1/10/83	h	L	57-69
2/14/83	a	L	59-80
1/16/84	h	L	48-67
12/12/84	a	L	52-68
1/14/85	h	L	67-69
12/21/85	a	L	65-80
1/13/86	h	W	73-66
1/6/87	h	W	81-80(ot)
2/16/87	a	L	76-93
1/3/88	a	L	80-83
2/16/88	h	L	70-92
3/5/88	n	L	74-102
1/4/89	h	L	60-85
2/6/89	a	L	74-106
1/18/90	h	W	70-68
1/30/90	a	L	52-83
1/13/91	h	L	66-68
2/4/91	a	L	79-93
3/2/91	n	L	73-91
1/27/92	a	L	54-75
2/17/92	h	L	63-71
3/7/92	n	W	68-67
1/14/93	h	L	66-77
2/7/93	a	L	70-75
1/2/94	a	L	62-69
1/30/94	h	L	46-67
1/5/95	h	W	82-59
2/5/95	a	W	67-59
1/2/96	a	L	60-61
2/3/96	h	W	59-30
1/2/97	h	W	44-40
2/19/97	a	L	69-73
11/22/97	a	L	42-74
1/26/98	h	L	57-68
1/21/99	h	W	72-56
2/21/99	a	L	79-92
1/23/00	a	W	73-67
2/27/00	h	W	60-49
1/21/01	h	L	62-66
2/22/01	a	W	66-62
1/14/02	h	W	61-58
2/14/02	a	L	70-81(ot)
1/5/03	a	L	63-71
2/7/03	h	W	59-51
1/15/04	a	L	87-91
2/15/04	h	W	58-57
1/13/05	h	L	65-72
2/3/05	a	L	67-84
1/26/06	a	L	71-79
3/3/06	n	L	66-71
2/1/07	h	W	77-72
3/2/07	n	L	59-75
1/20/08	a	L	95-99(2ot)
2/19/09	h	L	79-87
2/5/10	a	W	61-60
2/3/11	h	L	53-56
3/4/11	n	W	70-64
1/6/12	a	L	74-77
2/6/12	h	L	64-56
3/4/12	n	L	65-68
1/20/13	h	L	57-66
1/19/14	a	L	81-92
2/23/14	h	L	62-79
11/29/18	a	L	54-67

SERIES HISTORY

SERIES

Home: 12-18, Away: 4-27, Neutral: 2-5

MARYLAND-EASTERN SHORE

GT LEADS 1-0

DATE	H/A	RESULT	SCORE
11/14/95	h	W	93-43

SERIES

Home: 1-0, Away: 0-0, Neutral: 0-0

MARYVILLE

GT LEADS 2-0

DATE	H/A	RESULT	SCORE
1976-77		W	50-28
1977-78		W	97-51

SERIES

Home: 1-0, Away: 0-0, Neutral: 0-0

MASSACHUSETTS

GT LEADS 1-0

DATE	H/A	RESULT	SCORE
12/31/05	h	W	57-43

SERIES

Home: 1-0, Away: 0-0, Neutral: 0-0

MCNEESE STATE

GT LEADS 1-0

DATE	H/A	RESULT	SCORE
11/30/13	n	W	69-60

SERIES

Home: 0-0, Away: 0-0, Neutral: 1-0

MERCER

GT LEADS 16-6

DATE	H/A	RESULT	SCORE
1/7/80	a	L	59-85
2/11/80	h	L	73-87
2/4/81	h	L	70-75
2/19/81	a	W	79-77
2/3/82	h	L	47-69
2/12/83	a	L	67-71
1/25/89	h	W	89-70
12/13/89	a	W	87-52
2/7/90	h	W	83-66
2/29/91	h	W	85-61
12/5/92	h	W	82-59
2/14/94	a	W	62-57
2/22/95	a	W	82-49
2/27/96	a	L	61-64
11/25/96	h	W	98-79
11/24/97	a	W	70-65(ot)
11/24/98	h	W	78-50
12/5/02	h	W	96-50
11/10/06	h	W	87-48
12/28/10	h	W	101-44
3/17/16	h	W	73-56
12/7/16	h	W	70-50

SERIES

Home: 11-3, Away: 5-3, Neutral: 0-0

MIAMI, FLA.

MIAMI LEADS 16-14

DATE	H/A	RESULT	SCORE
12/15/80	a	L	80-86
12/30/91	a	L	63-78
3/13/02	h	L	64-73
1/23/05	a	W	62-46
3/4/05	n	L	58-60
1/5/06	h	L	63-75
2/26/06	a	L	85-90(2ot)

3/2/06	n	W	79-62
1/15/07	h	W	52-37
2/15/07	a	W	66-45
3/1/07	n	W	66-52
1/13/08	h	W	68-65
2/7/08	a	L	52-54
3/6/08	n	W	76-49
1/12/09	a	W	68-50
1/29/09	h	W	68-42
1/27/10	h	W	80-73(ot)
2/21/10	a	W	77-73
1/30/11	a	L	74-84(ot)
2/27/11	h	L	59-70
1/9/12	h	L	65-77
1/17/13	a	L	65-71
2/24/13	h	W	68-64
2/9/14	a	W	89-87
2/15/15	a	L	59-64
2/11/16	h	L	55-58
2/26/17	a	L	70-75
3/2/17	n	L	71-87
2/22/18	h	W	70-51
2/28/19	a	L	56-69

SERIES

Home: 6-4, Away: 5-10, Neutral: 3-2

MIAMI, OHIO

GT LEADS 1-0

DATE	H/A	RESULT	SCORE
11/30/02	h	W	78-62

SERIES

Home: 1-0, Away: 0-0, Neutral: 0-0

MICHIGAN

MICHIGAN LEADS 2-0

DATE	H/A	RESULT	SCORE
12/16/16	h	L	52-92
4/1/17	n	L	79-89 (OT3)

SERIES

Home: 0-1, Away: 0-0, Neutral: 0-1

MICHIGAN STATE

SERIES TIED 1-1

DATE	H/A	RESULT	SCORE
12/3/08	h	W	70-57
12/4/14	a	L	73-79 (OT)

SERIES

Home: 1-0, Away: 0-1, Neutral: 0-0

MIDDLE TENNESSEE ST.

GT LEADS 5-0

DATE	H/A	RESULT	SCORE
12/3/10	h	W	68-48
12/11/11	a	W	58-47
12/22/16	a	W	61-60
3/23/17	h	W	70-57
12/3/17	h	W	48-45

SERIES

Home: 3-0, Away: 1-0, Neutral: 2-0

MINNESOTA

SERIES TIED 2-2

DATE	H/A	RESULT	SCORE
12/1/90	a	W	84-69
12/13/92	a	W	82-62
12/1/93	h	L	73-77(ot)
11/30/14	n	L	69-72

SERIES

Home: 0-1, Away: 2-0, Neutral: 0-1

MISSISSIPPI STATE

MISSISSIPPI STATE LEADS 4-1

DATE	H/A	RESULT	SCORE
12/9/99	h	L	56-71
12/3/00	a	L	68-88
3/15/01	a	L	73-77
12/30/06	h	L	56-62
12/16/07	a	W	70-58

SERIES

Home: 0-2, Away: 1-2, Neutral: 0-0

MISSISSIPPI UNIV. FOR WOMEN

GT LEADS 2-0

DATE	H/A	RESULT	SCORE
11/28/82	h	W	75-59
11/25/83	n	W	76-61

SERIES

Home: 1-0, Away: 0-0, Neutral: 1-0

MISSISSIPPI VALLEY ST.

GT LEADS 4-0

DATE	H/A	RESULT	SCORE
12/30/04	h	W	74-41
12/18/07	a	W	79-67
11/22/08	h	W	72-37
12/13/09	h	W	89-41

SERIES

Home: 3-0, Away: 1-0, Neutral: 0-0

MISSOURI

GT LEADS 2-0

DATE	H/A	RESULT	SCORE
11/27/10	n	W	61-46
11/26/16	n	W	72-70

SERIES

Home: 0-0, Away: 0-0, Neutral: 2-0

MONMOUTH

GT LEADS 2-0

DATE	H/A	RESULT	SCORE
11/28/87	h	W	76-70
12/19/99	a	W	79-68

SERIES

Home: 1-0, Away: 1-0, Neutral: 0-0

MORGAN STATE

GT LEADS 1-0

DATE	H/A	RESULT	SCORE
11/16/14	h	W	105-76

SERIES

Home: 1-0, Away: 0-0, Neutral: 0-0

MORRIS BROWN

GT LEADS 3-0

DATE	H/A	RESULT	SCORE
1976-77		W	75-27
2/1/79	h	W	74-55
2/23/02	h	W	111-40

SERIES

Home: 2-0, Away: 0-0, Neutral: 0-0

MOUNT ST. MARY'S

GT LEADS 1-0

DATE	H/A	RESULT	SCORE
11/25/00	h	W	102-90

SERIES

Home: 1-0, Away: 0-0, Neutral: 0-0

NEBRASKA

GT LEADS 2-0

DATE	H/A	RESULT	SCORE
3/27/92	n	W	73-68
11/30/11	h	W	73-57

SERIES

Home: 1-0, Away: 0-0, Neutral: 1-0

NEW HAMPSHIRE

GT LEADS 1-0

DATE	H/A	RESULT	SCORE
12/2/95	n	W	90-72

SERIES

Home: 0-0, Away: 0-0, Neutral: 1-0

NORTH CAROLINA

NORTH CAROLINA LEADS 58-20

DATE	H/A	RESULT	SCORE
1/9/80	h	L	61-93
1/24/81	a	L	75-82
11/28/81	a	L	58-81
1/23/82	h	L	64-68(Omn)
1/6/83	h	L	58-99
1/29/83	a	L	58-96
3/4/83	n	L	80-85
1/28/84	a	L	73-81
2/20/84	h	L	75-95
1/19/85	h	L	68-88
1/27/85	a	L	50-81
1/27/86	a	L	65-88
2/22/86	h	L	81-92(ot)
1/2/87	h	L	75-80
1/24/87	a	L	81-86
2/28/87	n	L	54-64
1/17/88	a	L	74-82
2/13/88	h	W	76-74
1/14/89	h	W	87-81
1/29/89	a	W	97-89
1/11/90	a	W	90-73
2/10/90	h	L	77-81
1/9/91	h	W	101-86
2/22/91	a	W	83-63
1/5/92	a	L	69-83
2/29/92	h	L	70-73
1/5/93	h	W	73-63
1/31/93	a	L	68-72(ot)
1/16/94	a	L	51-87
2/12/94	h	L	79-89
3/5/94	n	L	55-78
1/7/95	a	L	62-74
2/8/95	h	L	62-84
1/6/96	h	L	74-78
2/7/96	a	L	72-88
1/11/97	a	L	53-80
1/30/97	h	L	77-80
1/8/98	h	L	48-69
2/8/98	a	L	58-85
12/3/98	a	L	68-85
1/24/99	h	W	91-84
2/27/99	n	L	71-87
1/13/00	h	W	55-44
2/13/00	a	L	62-85
2/23/01	a	W	82-75
2/1/01	h	L	63-85
3/2/01	n	L	64-79
1/17/02	a	W	81-62
2/17/02	h	L	62-71
1/2/03	h	L	67-72
2/2/03	a	L	64-76
1/22/04	a	L	56-63
2/23/04	h	L	46-58
1/30/05	h	L	41-55
1/18/06	a	L	56-85

SERIES HISTORY

2/5/06	h	L	56-75
1/2/07	h	L	57-69
1/18/07	a	L	31-78
1/5/08	a	L	78-99
2/10/08	h	L	61-75
1/22/09	h	W	66-62
2/15/09	a	L	50-73
1/6/10	a	L	78-89
2/26/10	h	W	64-57
1/6/11	h	W	71-70
2/24/11	a	W	67-54
2/12/12	a	W	56-54
3/2/12	n	W	54-53
1/13/13	a	L	58-79
2/10/13	h	L	58-60
2/6/14	h	W	94-91
1/11/15	a	L	81-96
3/5/15	n	L	64-84
1/14/16	h	W	80-73
2/16/17	a	L	88-89
2/15/18	h	W	79-61
1/31/19	a	L	90-91
3/7/19	n	L	73-80

SERIES

Home: 12-23, Away: 7-28, Neutral: 1-7

UNC ASHEVILLE

GT LEADS 4-1

DATE	H/A	RESULT	SCORE
1977-78		W	70-66
1978-79	a	W	73-60
1/20/79	h	L	95-102
12/3/88	n	W	78-63
11/23/01	h	W	88-56

SERIES

Home: 1-1, Away: 1-0, Neutral: 1-0

UNC WILMINGTON

GT LEADS 1-0

DATE	H/A	RESULT	SCORE
11/23/90	h	W	101-73

SERIES

Home: 1-0, Away: 0-0, Neutral: 0-0

NORTH CAROLINA A&T

GT LEADS 1-0

DATE	H/A	RESULT	SCORE
12/29/11	h	W	74-57

SERIES

Home: 1-0, Away: 0-0, Neutral: 0-0

NC STATE

NC STATE LEADS 47-23

DATE	H/A	RESULT	SCORE
1/12/80	a	L	38-97
2/8/80	n	L	48-99
1/3/81	h	L	55-74
1/4/81	h	L	62-76
1/30/82	a	L	48-75
1/8/83	h	L	61-83
1/24/83	a	L	61-77
1/4/84	h	L	52-65
2/13/84	a	L	63-78
1/3/85	h	L	70-87
2/3/85	a	L	73-83
3/1/85	n	L	60-87
1/2/86	h	L	69-77
2/7/86	a	L	57-92
1/10/87	a	L	63-74
2/21/87	h	L	69-78
1/9/88	h	W	94-74
2/5/88	a	W	83-74
1/7/89	a	L	70-100
2/18/89	h	L	79-87

1/2/90	h	W	79-78
2/16/90	a	L	55-80
1/4/91	a	L	79-97
2/16/91	h	L	74-98
1/17/92	h	W	83-72
2/23/92	a	L	70-86
1/8/93	a	W	86-79
2/19/93	h	W	92-89 (2ot)
1/7/94	h	W	75-60
2/18/94	a	L	53-71
1/15/95	h	L	67-81
2/16/95	a	L	64-80
3/3/95	n	L	70-88
1/15/96	a	L	63-68
2/14/96	h	L	64-73
1/5/97	h	W	73-72
2/23/97	a	L	69-82
1/2/98	h	L	63-75
2/1/98	a	L	60-85
12/5/98	a	W	74-73
1/28/99	h	L	73-93
11/30/99	h	L	70-80
2/24/00	a	W	69-52
3/4/00	n	W	71-62
12/6/00	a	L	63-77
2/15/01	h	L	68-74
1/6/02	a	L	63-75
2/7/02	h	W	69-57
1/26/03	h	W	64-54
2/27/03	a	W	78-60
2/1/04	a	L	71-75
2/26/04	h	W	76-61
2/10/05	h	L	59-83
2/12/06	a	L	53-65
2/11/07	h	W	69-62
1/17/08	a	W	67-63
2/8/09	h	W	67-54
2/28/10	a	L	46-54
2/13/11	h	W	74-65
1/2/12	a	W	76-66
2/2/12	h	W	75-68(ot)
3/3/12	n	W	87-61
1/27/13	h	L	66-78
2/17/13	a	W	79-70
1/26/14	h	L	73-80
2/12/15	h	L	64-65
1/7/16	a	L	57-65
2/9/17	h	L	67-75 (ot)
1/10/18	a	L	43-56
1/27/19	h	L	60-68

SERIES

Home: 13-21, Away: 8-22, Neutral: 2-3

NORTH GEORGIA

NORTH GEORGIA LEADS 3-1

DATE	H/A	RESULT	SCORE
1975-76		L	21-70
		L	25-78
		L	35-69
1/13/83	h	W	88-51

SERIES

Home: 1-0, Away: 0-0, Neutral: 0-0

NORTHERN IOWA

NORTHERN IOWA LEADS 1-0

DATE	H/A	RESULT	SCORE
11/26/15	n	L	58-61

SERIES

Home: 0-0, Away: 0-0, Neutral: 0-1

NORTHWESTERN

GT LEADS 3-1

DATE	H/A	RESULT	SCORE
3/17/93	a	L	62-90
12/18/06	a	W	82-68
11/21/07	h	W	55-46

12/1/10	h	W	67-63
---------	---	---	-------

SERIES

Home: 2-0, Away: 1-1, Neutral: 0-0

NOTRE DAME

NOTRE DAME LEADS 12-0

DATE	H/A	RESULT	SCORE
11/29/96	h	L	69-76
2/17/14	a	L	72-87
1/22/15	a	L	76-89
2/19/15	h	L	61-71
12/30/15	a	L	76-85
1/28/16	h	L	42-54
1/2/17	h	L	38-55
2/12/17	a	L	69-90
1/7/18	h	L	54-77
2/11/18	a	L	69-85
1/6/19	h	L	55-76
2/3/19	a	L	50-90

SERIES

Home: 0-6, Away: 0-6, Neutral: 0-0

OHIO STATE

OHIO STATE LEADS 1-0

DATE	H/A	RESULT	SCORE
3/21/11	a	L	60-67

SERIES

Home: 0-0, Away: 0-1, Neutral: 0-0

OKLAHOMA

OKLAHOMA LEADS 1-0

DATE	H/A	RESULT	SCORE
11/15/09	a	L	64-70

SERIES

Home: 0-0, Away: 0-1, Neutral: 0-0

OKLAHOMA STATE

OKLAHOMA STATE LEADS 2-0

DATE	H/A	RESULT	SCORE
11/15/09	a	L	64-70
12/21/13	n	L	60-68

SERIES

Home: 0-0, Away: 0-1, Neutral: 0-1

OLD DOMINION

SERIES TIED 2-2

DATE	H/A	RESULT	SCORE
12/18/03	a	L	56-67
11/23/04	h	W	71-64
11/14/10	a	L	63-65
11/13/11	h	W	87-56

SERIES

Home: 2-0, Away: 0-2, Neutral: 0-0

OLE MISS

OLE MISS LEADS 1-0

DATE	H/A	RESULT	SCORE
3/22/15	a	L	48-63

SERIES

Home: 0-0, Away: 0-1, Neutral: 0-0

OREGON

GT LEADS 2-0

DATE	H/A	RESULT	SCORE
12/13/08	n	W	74-59
12/16/09	h	W	87-69

SERIES

Home: 1-0, Away: 0-0, Neutral: 1-0

PACIFIC

PACIFIC LEADS 1-0

DATE	H/A	RESULT	SCORE
12/19/89	a	L	68-88

SERIES

Home: 0-0, Away: 0-1, Neutral: 0-0

PENNSYLVANIA

GT LEADS 3-0

DATE	H/A	RESULT	SCORE
12/19/82	n	W	67-59
2/27/83	n	W	75-58
11/23/17	n	W	69-55

SERIES

Home: 0-0, Away: 0-0, Neutral: 3-0

PENN STATE

GT LEADS 1-0

DATE	H/A	RESULT	SCORE
12/2/09	a	W	64-60

SERIES

Home: 0-0, Away: 1-0, Neutral: 0-0

PEPPERDINE

GT LEADS 1-0

DATE	H/A	RESULT	SCORE
12/16/86	n	W	79-77

SERIES

Home: 0-0, Away: 0-0, Neutral: 1-0

PIEDMONT

GT LEADS 4-2

DATE	H/A	RESULT	SCORE
1976-77		L	38-61
		L	40-46
1977-78		W	81-66
		W	89-71
1/25/79	h	W	78-49
2/3/79	a	W	69-68

SERIES

Home: 1-0, Away: 1-0, Neutral: 0-0

PITTSBURGH

GT LEADS 4-3

DATE	H/A	RESULT	SCORE
12/30/99	h	L	69-75
2/3/14	a	W	77-66
1/18/15	h	L	72-75 (ot)
2/25/16	a	W	66-60
2/19/17	h	W	71-51
1/14/18	a	L	62-68
2/7/19	h	W	67-55

SERIES

Home: 2-2, Away: 2-1, Neutral: 0-0

PORTLAND STATE

GT LEADS 2-0

DATE	H/A	RESULT	SCORE
12/21/10	a	W	69-53
12/17/13	h	W	104-54

SERIES

Home: 1-0, Away: 1-0, Neutral: 0-0

SERIES HISTORY

PRAIRIE VIEW A&M

GT LEADS 2-0

DATE	H/A	RESULT	SCORE
11/19/10	h	W	61-37
12/15/15	h	W	96-48

SERIES

Home: 2-0, Away: 0-0, Neutral: 0-0

PRESBYTERIAN

GT LEADS 2-0

DATE	H/A	RESULT	SCORE
11/27/84	h	W	86-70
12/2/85	h	W	124-56

SERIES

Home: 2-0, Away: 0-0, Neutral: 0-0

PRINCETON

GT LEADS 4-0

DATE	H/A	RESULT	SCORE
12/21/03	a	W	67-66
11/28/04	h	W	60-50
12/29/16	h	W	67-51
11/19/17	a	W	67-56

SERIES

Home: 2-0, Away: 2-0, Neutral: 0-0

PURDUE

PURDUE LEADS 2-1

DATE	H/A	RESULT	SCORE
3/19/07	n	L	63-76
11/28/12	a	L	73-85
11/30/17	h	W	68-55

SERIES

Home: 1-0, Away: 0-1, Neutral: 0-1

QUEENS COLLEGE

GT LEADS 1-0

DATE	H/A	RESULT	SCORE
1/18/84	h	W	84-56

SERIES

Home: 1-0, Away: 0-0, Neutral: 0-0

QUINNIPIAC

GT LEADS 1-0

DATE	H/A	RESULT	SCORE
12/29/12	n	W	74-57

SERIES

Home: 0-0, Away: 0-0, Neutral: 1-0

RICHMOND

GT LEADS 2-0

DATE	H/A	RESULT	SCORE
11/22/85	a	W	77-59
11/26/88	h	W	84-80(2ot)

SERIES

Home: 1-0, Away: 1-0, Neutral: 0-0

RIDER

GT LEADS 2-1

DATE	H/A	RESULT	SCORE
12/5/90	a	W	114-72
11/29/91	h	W	115-64
12/29/93	a	L	66-69

SERIES

Home: 1-0, Away: 1-1, Neutral: 0-0

ROLLINS

GT LEADS 1-0

DATE	H/A	RESULT	SCORE
1976-77		W	69-52

SERIES

Home: 0-0, Away: 0-0, Neutral: 0-0

RUTGERS

GT LEADS 0-1

DATE	H/A	RESULT	SCORE
11/25/11	n	L	40-59

SERIES

Home: 0-0, Away: 0-0, Neutral: 0-1

ST. FRANCIS (PA)

GT LEADS 1-0

DATE	H/A	RESULT	SCORE
12/29/00	h	W	94-51

SERIES

Home: 1-0, Away: 0-0, Neutral: 0-0

ST. FRANCIS (NY)

GT LEADS 4-0

DATE	H/A	RESULT	SCORE
12/29/98	h	W	90-45
12/21/99	a	W	91-60
12/20/14	a	W	65-59
11/15/15	h	W	89-51

SERIES

Home: 2-0, Away: 2-0, Neutral: 0-0

ST. JOHN'S

SERIES TIED 1-1

DATE	H/A	RESULT	SCORE
12/30/02	h	W	61-53
12/17/04	a	L	65-69

SERIES

Home: 1-0, Away: 0-1, Neutral: 0-0

ST. JOSEPH'S

GT LEADS 1-0

DATE	H/A	RESULT	SCORE
12/5/93	h	W	51-50

SERIES

Home: 1-0, Away: 0-0, Neutral: 0-0

ST. LEO'S

GT LEADS 1-0

DATE	H/A	RESULT	SCORE
1976-77		W	69-29

SERIES

Home: 0-0, Away: 0-0, Neutral: 0-0

ST. MARY'S

SERIES TIED 1-1

DATE	H/A	RESULT	SCORE
12/21/96	a	L	59-66
12/29/97	h	W	69-60(ot)

SERIES

Home: 1-0, Away: 0-1, Neutral: 0-0

SACRED HEART

GT LEADS 1-0

DATE	H/A	RESULT	SCORE
3/18/12	n	W	76-50

SERIES

Home: 0-0, Away: 0-0, Neutral: 1-0

SAMFORD

GT LEADS 4-0

DATE	H/A	RESULT	SCORE
11/27/98	h	W	96-62
12/21/04	h	W	64-53
12/13/15	h	W	66-55
11/11/16	h	W	62-57

SERIES

Home: 4-0, Away: 0-0, Neutral: 0-0

SAN DIEGO

SERIES TIED 1-1

DATE	H/A	RESULT	SCORE
12/9/05	h	W	56-51
11/24/06	a	L	59-62

SERIES

Home: 1-0, Away: 0-1, Neutral: 0-0

SAN FRANCISCO

SAN FRANCISCO LEADS 1-0

DATE	H/A	RESULT	SCORE
12/18/89	a	L	67-85

SERIES

Home: 0-0, Away: 0-1, Neutral: 0-0

SAN JOSE STATE

GT LEADS 1-0

DATE	H/A	RESULT	SCORE
12/22/96	a	W	68-53

SERIES

Home: 0-0, Away: 1-0, Neutral: 0-0

SANTA CLARA

SERIES TIED 1-1

DATE	H/A	RESULT	SCORE
12/16/89	a	L	66-69
12/29/91	n	W	64-61

SERIES

Home: 0-0, Away: 0-1, Neutral: 1-0

SAVANNAH STATE

GT LEADS 3-2

DATE	H/A	RESULT	SCORE
1974-75		L	31-90
1975-76		L	18-141
2/12/08	h	W	82-28
2/11/09	a	W	89-34
1/21/10	h	W	80-51

SERIES

Home: 2-0, Away: 1-0, Neutral: 0-0

SETON HALL

GT LEADS 4-0

DATE	H/A	RESULT	SCORE
11/29/86	h	W	72-65
12/29/95	h	W	82-67
11/27/09	n	W	57-51
12/20/18	n	W	84-73

SERIES

Home: 2-0, Away: 0-0, Neutral: 2-0

SHORTER

SHORTER LEADS 5-1

DATE	H/A	RESULT	SCORE
1974-75		L	25-94
		L	35-80
		L	20-72
1975-76		L	31-81
		L	39-83
11/14/81	h	W	69-63

SERIES

Home: 1-0, Away: 0-0, Neutral: 0-0

SIU-EDWARDSVILLE

GT LEADS 1-0

DATE	H/A	RESULT	SCORE
12/19/11	n	W	80-38

SERIES

Home: 0-0, Away: 0-0, Neutral: 1-0

SC STATE

GT LEADS 1-0

DATE	H/A	RESULT	SCORE
11/12/17	h	W	86-40

SERIES

Home: 1-0, Away: 0-0, Neutral: 0-0

SOUTH FLORIDA

GT LEADS 5-0

DATE	H/A	RESULT	SCORE
2/26/83	n	W	82-65
12/18/83	a	W	68-56
2/23/84	h	W	61-46
11/29/85	h	W	95-69
11/30/90	n	W	98-58

SERIES

Home: 2-0, Away: 1-0, Neutral: 2-0

SOUTHERN

SOUTHERN LEADS 2-0

DATE	H/A	RESULT	SCORE
12/14/87	h	L	66-69
12/2/01	n	L	47-56

SERIES

Home: 0-1, Away: 0-0, Neutral: 0-1

SOUTHERN MISSISSIPPI

GT LEADS 2-0

DATE	H/A	RESULT	SCORE
3/16/00	h	W	76-71 (ot)
12/21/17	h	W	63-44

SERIES

Home: 2-0, Away: 0-0, Neutral: 0-0

SOUTHERN UTAH

GT LEADS 2-0

DATE	H/A	RESULT	SCORE
2/24/90	n	W	87-75
11/29/13	n	W	85-60

SERIES

Home: 0-0, Away: 0-0, Neutral: 2-0

SERIES HISTORY

SOUTHEASTERN LA.

GT LEADS 1-0

DATE	H/A	RESULT	SCORE
11/18/15	n	W	102-49

SERIES

Home: 0-0, Away: 0-0, Neutral: 1-0

SOUTHWEST MISSOURI ST.

GT LEADS 1-0

DATE	H/A	RESULT	SCORE
11/29/03	n	W	78-71

SERIES

Home: 0-0, Away: 0-0, Neutral: 1-0

SPELMAN

GT LEADS 6-0

DATE	H/A	RESULT	SCORE
1976-77		W	52-32
		W	82-47
		W	46-33
	n	W	55-43
1977-78		W	64-62
		W	84-63

SERIES

Home: 0-0, Away: 0-0, Neutral: 1-0

STETSON

GT LEADS 4-0

DATE	H/A	RESULT	SCORE
2/17/83	h	W	70-53
11/26/83	h	W	96-73
12/21/83	a	W	69-62
12/4/93	h	W	75-56

SERIES

Home: 3-0, Away: 1-0, Neutral: 1-0

SYRACUSE

SYRACUSE LEADS 5-2

DATE	H/A	RESULT	SCORE
11/23/12	n	L	72-75(ot)
1/12/14	a	L	70-76
2/8/15	h	L	60-65
2/7/16	a	L	52-71
1/15/17	h	W	75-66
1/4/18	a	L	77-88
1/20/19	h	W	65-55

SERIES

Home: 2-1, Away: 0-3, Neutral: 0-1

TEMPLE

SERIES TIED 2-2

DATE	H/A	RESULT	SCORE
2/23/90	n	L	79-87
12/9/90	n	W	83-68
11/20/06	a	L	62-76
11/18/07	h	W	59-49

SERIES

Home: 1-0, Away: 0-1, Neutral: 1-1

TENNESSEE

TENNESSEE LEADS 6-0

DATE	H/A	RESULT	SCORE
2/2/87	a	L	74-100
1/11/88	h	L	79-96
2/15/89	a	L	71-88
11/26/10	n	L	42-66
11/11/12	h	L	54-71

11/17/13 a L 76-87

SERIES

Home: 0-2, Away: 0-3, Neutral: 0-1

TENNESSEE STATE

GT LEADS 2-0

DATE	H/A	RESULT	SCORE
11/24/89	h	W	93-61
12/30/10	h	W	82-11

SERIES

Home: 2-0, Away: 0-0, Neutral: 0-0

TENNESSEE TECH

GT LEADS 1-0

DATE	H/A	RESULT	SCORE
11/30/08	n	W	68-56

SERIES

Home: 0-0, Away: 0-0, Neutral: 0-1

TENNESSEE TEMPLE

GT LEADS 5-3

DATE	H/A	RESULT	SCORE
1975-76		L	35-55
		L	43-68
1976-77		W	55-53
		L	51-58
1977-78		W	67-49
		W	83-54
1/8/79	a	W	78-34
1/15/79	h	W	100-47

SERIES

Home: 1-0, Away: 1-0, Neutral: 0-0

TENNESSEE WESLEYAN

TENNESSEE WESLEYAN LEADS 2-0

DATE	H/A	RESULT	SCORE
1976-77		L	50-74
		L	43-53

SERIES

Home: 0-0, Away: 0-0, Neutral: 0-0

TEXAS

TEXAS LEADS 1-0

DATE	H/A	RESULT	SCORE
11/29/08	n	L	68-76

SERIES

Home: 0-0, Away: 0-0, Neutral: 0-1

TEXAS ARLINGTON

GT LEADS 2-0

DATE	H/A	RESULT	SCORE
12/20/08	n	W	63-56
12/10/17	h	W	80-52

SERIES

Home: 1-0, Away: 0-0, Neutral: 1-0

TIFT COLLEGE

TIFT COLLEGE LEADS 7-6

DATE	H/A	RESULT	SCORE
1974-75		L	45-82
		L	33-51
	n	L	54-65
		W	67-53
1975-76		L	50-67
		L	57-68
1976-77		L	64-72

1977-78		L	70-72
		W	72-58
		W	85-69
1/22/79	a	W	70-68
2/5/79	h	W	79-62
11/21/80	n	W	87-78

SERIES

Home: 1-0, Away: 1-0, Neutral: 1-1

TROY

GT LEADS 2-0

DATE	H/A	RESULT	SCORE
12/22/05	h	W	54-38
11/14/08	h	W	73-49

SERIES

Home: 2-0, Away: 0-0, Neutral: 0-0

TULANE

GT LEADS 4-1

DATE	H/A	RESULT	SCORE
1977-78		W	68-53
1/10/81	h	W	72-58
11/13/07	a	W	66-61
1/4/09	h	W	69-52
3/21/16	h	L	61-64

SERIES

Home: 2-1, Away: 1-0, Neutral: 0-0

TULSA

SERIES TIED 1-1

DATE	H/A	RESULT	SCORE
12/12/04	a	L	47-55
12/18/05	h	W	54-38

SERIES

Home: 1-0, Away: 0-1, Neutral: 0-0

UAB

GT LEADS 6-1

DATE	H/A	RESULT	SCORE
2/20/86	h	W	67-66
12/6/86	n	W	77-65
11/27/87	h	W	101-75
11/23/91	a	L	72-91
1/3/05	h	W	74-49
11/18/05	a	W	68-55
3/18/18	h	W	91-47

SERIES

Home: 4-0, Away: 1-1, Neutral: 1-0

UCLA

UCLA LEADS 1-0

DATE	H/A	RESULT	SCORE
12/19/94	n	L	69-81

SERIES

Home: 0-0, Away: 0-0, Neutral: 0-1

USC UPSTATE

GT LEADS 2-0

DATE	H/A	RESULT	SCORE
12/6/07	h	W	92-45
12/5/15	h	W	87-46

SERIES

Home: 2-0, Away: 0-0, Neutral: 0-0

UTEP

GT LEADS 1-0

DATE	H/A	RESULT	SCORE
12/20/13	n	W	104-54

SERIES

Home: 0-0, Away: 0-0, Neutral: 1-0

UTAH STATE

GT LEADS 1-0

DATE	H/A	RESULT	SCORE
12/15/86	n	W	106-40

SERIES

Home: 0-0, Away: 0-0, Neutral: 1-0

VALDOSTA STATE

VALDOSTA STATE LEADS 4-0

DATE	H/A	RESULT	SCORE
12/10/79	a	L	84-113
1/18/80	h	L	65-82
1/26/81	a	L	61-68
2/21/81	h	L	68-99

SERIES

Home: 0-2, Away: 0-2, Neutral: 0-0

VANDERBILT

VANDERBILT LEADS 4-2

DATE	H/A	RESULT	SCORE
1978-79	a	W	69-67
2/19/79	h	W	71-63
11/17/79	a	L	61-67
1/28/80	h	L	67-77
1/9/82	h	L	74-80
1/21/07	n	L	55-72

SERIES

Home: 1-2, Away: 1-1, Neutral: 0-0

VILLANOVA

SERIES TIED 1-1

DATE	H/A	RESULT	SCORE
12/18/82	n	L	59-68
11/29/14	n	W	71-63

SERIES

Home: 0-0, Away: 0-0, Neutral: 1-1

VIRGINIA

VIRGINIA LEADS 58-16

DATE	H/A	RESULT	SCORE
11/24/79	a	L	44-85
1/17/81	h	L	42-66
2/12/81	n	L	49-61
1/16/82	a	L	45-75
2/15/82	h	L	51-56
11/21/82	a	L	59-80
2/14/83	h	W	55-54
1/23/84	h	L	65-75
2/18/84	a	L	50-89
3/2/84	n	L	58-75
1/21/85	h	L	47-71
2/16/85	a	L	67-97
11/24/85	a	L	52-86
2/15/86	h	L	64-82
3/1/86	n	L	64-90
2/17/87	h	L	66-76
2/11/87	a	L	56-78
1/20/88	a	L	69-90
2/25/88	h	L	68-91
1/21/89	h	W	105-80
2/4/89	a	L	74-91
1/20/90	h	L	77-97

SERIES HISTORY

2/3/90	a	L	65-94
3/3/90	n	L	65-73
1/19/91	h	L	72-98
2/2/91	a	L	94-98
1/25/92	a	L	74-79
2/8/92	h	L	62-86
3/9/92	n	L	69-70
1/23/93	h	L	81-107
2/5/93	a	L	53-88
1/22/94	a	L	75-88
2/6/94	h	L	54-82
1/21/95	a	L	53-73
2/20/95	h	L	53-61
1/20/96	h	L	58-79
2/20/96	a	L	62-80
1/16/97	a	L	53-74
2/13/97	h	W	72-60
2/28/97	n	L	63-77
12/6/97	h	W	84-65
1/30/98	a	L	57-93
1/14/99	a	L	62-82
2/18/99	h	L	73-86
1/3/00	a	L	70-83
2/3/00	h	L	65-66
1/7/01	h	W	70-65
2/8/01	a	W	87-70
1/10/02	h	W	92-61
2/11/02	a	L	79-85
3/2/02	n	L	58-60
1/16/03	a	L	63-74
2/16/03	h	L	54-56
1/12/04	a	L	59-60
2/12/04	h	W	65-55
1/20/05	h	L	38-61
2/23/06	a	L	51-57
2/22/07	h	W	73-49
3/2/08	a	L	101-103(2ot)
3/7/08	n	L	43-52
3/1/09	h	W	74-66
1/24/10	a	L	55-57
1/13/11	h	W	69-48
1/25/12	h	W	63-53
1/10/13	h	L	51-62
2/3/13	a	W	65-62
2/14/14	h	W	95-76
3/6/14	n	W	77-76
1/25/15	a	W	68-62
1/17/16	h	L	67-78
2/2/17	a	L	64-65 (ot)
1/28/18	h	L	56-62
3/1/18	n	L	58-60
2/24/19	a	L	45-53

SERIES

Home: 12-21, Away: 3-28, Neutral: 1-9

VIRGINIA COMMONWEALTH

GT LEADS 1-0

DATE	H/A	RESULT	SCORE
12/5/87	n	W	73-63

SERIES

Home: 0-0, Away: 0-0, Neutral: 1-0

VIRGINIA TECH

GT LEADS 11-6

DATE	H/A	RESULT	SCORE
3/22/03	n	L	59-61
2/16/05	a	L	48-73
2/19/06	h	L	54-70
2/5/07	a	L	68-73
2/29/08	h	W	76-43
2/26/09	a	W	73-68(ot)
1/31/10	h	W	61-47
1/27/11	a	W	78-57
3/3/11	n	W	81-58
2/23/12	a	W	76-66
2/8/13	h	L	61-63
1/23/14	a	W	73-52

2/1/15	h	W	79-71
2/4/16	a	W	51-34
2/5/17	h	W	87-81
1/25/18	a	L	62-68
2/17/19	h	W	76-68

SERIES

Home: 5-2, Away: 5-3, Neutral: 1-1

WAGNER

GT LEADS 2-0

DATE	H/A	RESULT	SCORE
12/29/84	a	W	81-70
12/19/00	a	W	73-50

SERIES

Home: 0-0, Away: 2-0, Neutral: 0-0

WAKE FOREST

GT LEADS 44-25

DATE	H/A	RESULT	SCORE
11/25/79	n	W	94-67
2/2/80	a	L	71-80
2/10/81	h	W	78-62
1/31/82	a	W	64-53
2/23/83	h	W	93-72
2/4/84	a	L	70-79
2/25/84	h	W	77-74
1/5/85	a	L	49-54
2/9/85	h	L	55-77
2/1/86	h	L	60-73
2/9/86	a	L	62-75
1/12/87	a	W	95-82
2/14/87	h	W	72-70
1/23/88	h	L	66-71
2/7/88	a	L	79-87
1/8/89	a	L	57-85
2/11/89	h	W	88-82
1/6/90	h	L	52-70
2/18/90	a	L	59-73
1/6/91	a	L	72-85
2/7/91	h	W	74-67
1/8/92	h	W	74-56
2/21/92	a	W	83-66
1/10/93	a	L	70-85
2/21/93	h	W	85-72
1/9/94	h	W	70-60
2/20/94	a	L	69-70
1/12/95	h	W	83-77
2/11/95	a	L	61-66
1/10/96	a	L	67-81
2/11/96	h	W	75-65
1/19/97	a	W	80-65
2/16/97	h	W	83-67
1/11/98	a	W	80-60
2/13/98	h	W	58-53
2/26/98	n	W	78-67
1/4/99	a	L	72-77
2/3/99	h	W	74-58
1/6/00	a	W	73-62
2/6/00	h	W	60-54
1/25/01	a	L	71-79
2/25/01	h	W	79-63
1/4/02	a	W	65-56
2/3/02	h	L	61-64
1/31/03	a	W	74-70
3/3/03	h	W	77-60
1/29/04	h	L	55-57(ot)
2/20/04	a	L	61-63
3/5/04	n	L	59-61
2/6/05	a	W	40-37
1/22/06	h	W	66-61
1/28/07	a	W	58-45
1/10/08	h	W	57-47
2/3/09	a	L	60-68
1/14/10	h	W	72-66
3/5/10	n	W	52-45
1/17/11	a	W	54-46
1/12/12	h	W	71-67
2/16/12	a	W	67-52

1/31/13	h	W	89-82(ot)
2/21/13	a	W	82-64
3/7/13	n	L	67-86
1/16/14	h	W	79-63
2/28/15	a	W	67-60
2/28/16	h	W	66-51
3/3/16	n	W	67-65
1/22/17	a	L	65-70 (ot)
1/21/18	h	W	79-67
2/10/19	a	W	60-46

SERIES

Home: 25-6, Away: 15-17, Neutral: 4-2

WASHINGTON

GT LEADS 2-0

DATE	H/A	RESULT	SCORE
12/23/10	a	W	60-27
12/21/12	h	W	52-44

SERIES

Home: 1-0, Away: 1-0, Neutral: 0-0

WASHINGTON STATE

GT LEADS 1-0

DATE	H/A	RESULT	SCORE
3/29/17	h	W	69-61

SERIES

Home: 1-0, Away: 0-0, Neutral: 0-0

WEBER STATE

GT LEADS 1-0

DATE	H/A	RESULT	SCORE
11/28/98	h	W	81-46

SERIES

Home: 1-0, Away: 0-0, Neutral: 0-0

WEST GEORGIA

WEST GEORGIA LEADS 3-2

DATE	H/A	RESULT	SCORE
1975-76		L	35-97
		L	38-83
1977-78	n	L	79-94
1/11/81	h	W	57-55
1/30/85	h	W	69-67

SERIES

Home: 2-0, Away: 0-0, Neutral: 0-1

WEST VIRGINIA

WEST VIRGINIA LEADS 2-0

DATE	H/A	RESULT	SCORE
2/16/83	h	L	78-86(ot)
11/28/03	n	L	61-75

SERIES

Home: 0-1, Away: 0-0, Neutral: 0-1

WESTERN CAROLINA

GT LEADS 7-0

DATE	H/A	RESULT	SCORE
2/22/85	h	W	83-61
2/4/87	h	W	85-47
2/1/89	h	W	69-46
1/2/91	h	W	94-71
12/28/95	h	W	88-48
11/10/13	h	W	87-47
11/14/18	h	W	84-49

SERIES

Home: 7-0, Away: 0-0, Neutral: 0-0

WESTERN MICHIGAN

GT LEADS 1-0

DATE	H/A	RESULT	SCORE
12/29/99	h	W	95-89 (ot)

SERIES

Home: 1-0, Away: 0-0, Neutral: 0-0

WILLIAM & MARY

GT LEADS 3-0

DATE	H/A	RESULT	SCORE
12/8/90	n	W	78-60
12/29/96	h	W	78-53
12/31/03	h	W	67-57

SERIES

Home: 2-0, Away: 0-0, Neutral: 1-0

WINSTON-SALEM STATE

GT LEADS 1-0

DATE	H/A	RESULT	SCORE
1/4/07	h	W	75-43

SERIES

Home: 1-0, Away: 0-0, Neutral: 0-0

WINTHROP

GT LEADS 4-0

DATE	H/A	RESULT	SCORE
11/25/88	h	W	83-61
12/30/90	h	W	124-47
12/18/08	n	W	65-27
11/13/09	h	W	63-30

SERIES

Home: 3-0, Away: 0-0, Neutral: 1-0

WISCONSIN-GREEN BAY

WISCONSIN GREEN-BAY LEADS 2-1

DATE	H/A	RESULT	SCORE
3/26/92	n	W	78-77
11/26/11	n	L	62-67(ot)
11/28/14	n	L	50-71

SERIES

Home: 0-0, Away: 0-0, Neutral: 1-2

WISCONSIN-MILWAUKEE

GT LEADS 1-0

DATE	H/A	RESULT	SCORE
11/24/12	n	W	66-57

SERIES

Home: 0-0, Away: 0-0, Neutral: 1-0

WOFFORD

GT LEADS 1-0

DATE	H/A	RESULT	SCORE
12/30/18	h	W	81-40

SERIES

Home: 1-0, Away: 0-0, Neutral: 0-0

RANKINGS HISTORY

TECH IN FINAL POLLS

YEAR	RECORD	AP	USA TODAY
2011	24-11	24	--
2012	26-9	15	10

TECH IN AP TOP 25

Last time ranked in AP Top 25	Preseason, 2012-13 (#22)
Last time ranked in AP Top 10	N/A
Weeks ranked in AP poll	35
Weeks ranked in Top 10	N/A
Weeks ranked in Top 5	N/A
Highest AP Ranking	#15 - March 12, 2012
vs. AP Top 25 all-time	36-250
vs. AP Top 10 all-time	10-120
vs. AP Number 1 all-time	0-10

TECH VS. NO. 1

DATE	OPPONENT	W/L	SCORE
Nov. 29, 1984	Georgia	L	69-100
Jan. 19, 1991	Virginia	L	72-68
Jan. 27, 1992	at Maryland	L	54-75
March 9, 1992	vs. Virginia	L	69-70
Jan. 13, 2003	Duke	L	59-79
Jan. 8, 2015	Duke	L	41-81
Feb. 5, 2006	North Carolina	L	56-75
Nov. 16, 2008	at Connecticut	L	71-82
Nov. 21, 2010	Connecticut	L	51-71
March 24, 2012	vs. Baylor	L	68-83

TECH VS. TOP 10

DATE	OPPONENT	W/L	SCORE
Nov. 27, 1979	at #11 Maryland	L	78-94
Jan. 12, 1980	at #8 NC State	L	38-97
Feb. 8, 1980	vs. #9 NC State	L	48-99
Jan. 3, 1981	#9 NC State	L	55-74
Jan. 4, 1982	#7 NC State	L	62-76
Jan. 30, 1982	at #5 NC State	L	48-75
Feb. 17, 1982	at #9 Maryland	L	64-77
Dec. 16, 1982	at #3 Maryland	L	64-88
Jan. 10, 1983	#3 Maryland	L	57-69
Dec. 2, 1983	#3 Georgia	L	52-89
Dec. 14, 1983	at #9 Maryland	L	59-80
Nov. 29, 1984	#1 Georgia	L	69-100
Dec. 4, 1985	at #2/2 Georgia	L	58-93
Feb. 15, 1986	#5 Virginia	L	64-82
March 1, 1986	vs. #3 Virginia	L	64-90
Jan. 17, 1987	#4 Virginia	L	66-76
Feb. 2, 1987	at #3 Tennessee	L	74-100
Feb. 11, 1987	at #8 Virginia	L	56-78
Jan. 11, 1988	#4 Tennessee	L	79-96
Jan. 20, 1988	at #7 Virginia	L	69-90
Feb. 25, 1988	#9 Virginia	L	68-91
Nov. 28, 1988	#3 Georgia	L	58-73
Jan. 4, 1989	#5 Maryland	L	60-85
Feb. 6, 1989	at #6 Maryland	L	74-106
Feb. 15, 1989	at #3 Tennessee	L	71-88
Nov. 29, 1989	at #4 Georgia	L	70-85
Jan. 2, 1990	#6 NC State	W	79-78
Jan. 20, 1990	at #9 Virginia	L	77-97
Feb. 16, 1990	at #9 NC State	L	55-80
Jan. 4, 1991	at #2 NC State	L	79-97
Jan. 19, 1991	#1 Virginia	L	72-98
Feb. 2, 1991	at #1 Virginia	L	94-98
Feb. 16, 1991	#7 NC State	L	74-98
Jan. 25, 1992	at #2 Virginia	L	74-79
Jan. 27, 1992	at #1 Maryland	L	54-75
Feb. 8, 1992	#2 Virginia	L	62-86
Feb. 17, 1992	#4 Maryland	L	63-71

March 7, 1992	#4 Maryland	W	68-67
March 9, 1992	#1 Virginia	L	69-70
Jan. 14, 1993	#3 Maryland	L	66-77
Feb. 7, 1993	at #7 Maryland	L	70-75
Jan. 16, 1994	at #4 North Carolina	L	51-87
Feb. 12, 1994	#3 North Carolina	L	79-89
March 5, 1994	vs. #5 North Carolina	L	55-78
Jan. 7, 1995	at #4 North Carolina	L	62-74
Feb. 20, 1995	#6 Virginia	L	53-61
Jan. 20, 1996	#7 Virginia	L	58-79
Nov. 29, 1996	#9 Notre Dame	L	69-76
Jan. 5, 1997	#7 NC State	W	73-72
Jan. 30, 1997	#6 North Carolina	L	77-80
Feb. 13, 1997	#9 Virginia	W	72-60
Dec. 6, 1997	#9 Virginia	W	84-65
Jan. 8, 1998	#8 North Carolina	L	48-69
Feb. 1, 1998	at #7 NC State	L	60-85
Feb. 8, 1998	at #5 North Carolina	L	58-85
Feb. 27, 1998	#8 Duke	L	56-100
Dec. 3, 1998	at #9 North Carolina	L	68-85
Jan. 18, 1999	#5 Georgia	L	82-88
Jan. 24, 1999	at North Carolina	W	91-84
Feb. 7, 1999	#9 Duke	L	73-74
Nov. 30, 1999	#6 NC State	L	70-80
Jan. 20, 2000	vs. #7 Georgia	L	58-86
Dec. 8, 2000	#5 Georgia	L	61-78
Jan. 11, 2001	at #5 Duke	L	83-86
Feb. 12, 2001	#4 Duke	L	54-74
Dec. 27, 2001	#10 Georgia	L	52-69
Dec. 30, 2001	#6 Duke	L	60-76
Jan. 31, 2002	at #5 Duke	L	50-86
Nov. 17, 2002	at #5 Kansas St.	L	59-83
Jan. 13, 2003	#1 Duke	L	59-79
Feb. 2, 2003	at #7 North Carolina	L	64-76
Feb. 13, 2003	at #Duke	L	43-82
March 9, 2003	vs #2 Duke	L	52-76
Jan. 8, 2004	#1 Duke	L	45-77
Feb. 7, 2004	at #2 Duke	L	41-81
Dec. 3, 2004	#6 Georgia	W	55-49
Jan. 17, 2005	at #1 Duke	L	59-82
Feb. 20, 2005	#3 Duke	L	55-73
Jan. 11, 2006	#2 Duke	L	59-67
Jan. 18, 2006	at #4 North Carolina	L	56-85
Jan. 26, 2006	at #6 Maryland	L	71-79
Feb. 5, 2006	#1 North Carolina	L	56-75
Dec. 3, 2006	#8 Georgia	L	69-79
Jan. 2, 2007	#2 North Carolina	L	57-69
Jan. 10, 2007	at #3 Duke	L	51-83
Feb. 1, 2007	#4 Maryland	W	77-72
March 2, 2007	#6 Maryland	L	59-75
Dec. 2, 2007	at #7 Georgia	L	64-71
Jan. 5, 2008	at #4 North Carolina	L	78-89
Jan. 20, 2008	at #4 Maryland	L	95-99 (20T)
Jan. 24, 2008	#10 Duke	L	47-73
Feb. 10, 2008	#3 North Carolina	L	61-75
Nov. 16, 2008	at #1 Connecticut	L	71-82
Nov. 29, 2008	vs. #9 Texas	L	68-76
Jan. 22, 2009	#2 North Carolina	W	66-62
Jan. 25, 2009	at #4 Duke	L	34-60
Feb. 15, 2009	at #8 North Carolina	L	50-73
March 24, 2009	vs. #4 Oklahoma	L	50-69
Jan. 6, 2010	at #7 North Carolina	L	78-89
Feb. 15, 2010	#10 Florida State	L	59-69
Feb. 19, 2010	#8 Duke	L	50-64
March 6, 2010	vs. #9 Duke	L	55-67
Nov. 21, 2010	#1 Connecticut	L	51-71
Nov. 26, 2010	#4 Tennessee	L	42-66
Jan. 6, 2011	#8 North Carolina	W	71-70
Jan. 21, 2011	at #3 Duke	L	32-69
March 5, 2011	vs. #8 Duke	L	66-74
Jan. 6, 2012	at #5 Maryland	L	74-77
Jan. 18, 2012	#5 Duke	L	62-79

Feb. 6, 2012	#8 Maryland	L	56-64
March 5, 2012	vs. #6 Maryland	L	65-68
March 24, 2012	vs. #1 Baylor	L	68-83
Dec. 2, 2012	#8 Georgia	L	50-60
Dec. 6, 2012	at #4 Duke	L	52-85
Jan. 20, 2013	#10 Maryland	L	57-66
Nov. 17, 2013	at #4 Tennessee	L	76-87
Jan. 5, 2014	#4 Duke	L	47-64
Jan. 19, 2014	at #6 Maryland	L	81-92
Feb. 17, 2014	at #2 Notre Dame	L	72-87
Jan. 2, 2015	#7 Louisville	L	48-75
Jan. 11, 2015	at #8 North Carolina	L	81-96
Jan. 22, 2015	at #6 Notre Dame	L	76-89
Jan. 30, 2015	#9 Florida State	L	62-82
Feb. 19, 2015	#4 Notre Dame	L	61-71
Dec. 30, 2015	#3 Notre Dame	L	76-85
Jan. 28, 2016	#3 Notre Dame	L	42-54
March 4, 2016	#6 Louisville	L	50-60
Jan. 2, 2017	#7/2 Notre Dame	L	38-55
Jan. 17, 2017	#9/8 Louisville	L	51-91
Jan. 26, 2017	#6 Florida State	L	63-69
Feb. 12, 2017	#7 Notre Dame	L	69-90
Nov. 25, 2017	#8 Baylor	L	57-80
Dec. 28, 2017	#3/4 Louisville	L	71-74
Jan. 7, 2018	#2 Notre Dame	L	54-77
Feb. 11, 2018	#5 Notre Dame	L	69-85
Feb. 25, 2018	#9/12 Florida State	L	61-64
Nov. 29, 2018	#7 Maryland	L	54-67
Jan. 6, 2019	#2 Notre Dame	L	55-76
Jan. 13, 2019	#2 Louisville	L	44-61
Jan. 27, 2019	#8 NC State	L	60-68
Feb. 3, 2019	#5 Notre Dame	L	50-90

Last win vs. Top 10 Team:	Jan. 6, 2011
Last home win vs. Top 10 team:	Jan. 6, 2011
Last road win vs. Top 10 team:	N/A
Last ACC win vs. Top 10 team:	Jan. 6, 2011

WINS AGAINST RANKED TEAMS

DATE	OPPONENT	H/A	SCORE
Jan. 6, 1987	#13 Maryland	H	81-80 (OT)
Jan. 21, 1989	#13 Virginia	H	105-80
Jan. 2, 1990	#6 NC State	H	79-78
Jan. 18, 1990	#15 Maryland	H	70-68
Jan. 17, 1992	#16 NC State	H	83-72
Feb. 4, 1992	at #18 Clemson	A	59-57
March 7, 1992	vs. #4 Maryland	N	68-67
March 8, 1992	vs. #18 Clemson	N	74-73
Jan. 15, 1993	#15 North Carolina	H	73-63
Jan. 25, 1996	#18 Clemson	H	55-38
Feb. 25, 1996	at #17 Clemson	A	72-62
Jan. 5, 1997	#7 NC State	H	73-72
Feb. 13, 1997	#9 Virginia	H	72-60
Dec. 6, 1997	#9 Virginia	H	84-65
Dec. 5, 1998	at #17/14 NC State	A	74-73
Jan. 24, 1999	#7/6 North Carolina	H	91-84
Jan. 13, 2000	#15/12 North Carolina	H	55-44
Feb. 24, 2000	at #14/11 NC State	A	69-52
March 4, 2000	vs. #15/14 NC State	N	71-62
Jan. 7, 2001	#25 Virginia	H	70-65
Feb. 8, 2001	at #24 Virginia	A	87-70
Jan. 17, 2002	at #17/15 North Carolina	A	81-62
Dec. 27, 2002	vs. #24/22 Georgia	N	55-49
Dec. 3, 2004	#6/6 Georgia	H	55-49
Feb. 1, 2007	#4/4 Maryland	H	77-72
Dec. 3, 2008	#21/24 Michigan St.	H	70-57
Jan. 22, 2009	#2/3 North Carolina	H	66-62
March 1, 2009	#22/19 Virginia	H	74-66
Dec. 5, 2010	#21/22 Georgia	H	69-53
Jan. 6, 2011	#8/8 North Carolina	H	71-70
Feb. 24, 2011	at #13/16 North Carolina	A	64-57

RANKINGS HISTORY

March 4, 2011	vs. #13/15 Maryland	N	70-64
Feb. 12, 2012	at #23/RV North Carolina	A	56-64
March 20, 2012	vs. #17/16 Georgetown	N	76-64
Feb. 6, 2014	#13/11 North Carolina	H	94-91
Feb. 26, 2015	#16/17 Duke	H	71-62
Jan. 15, 2017	#24 Syracuse	H	75-66
Nov. 18, 2018	#14 Georgia	H	63-53
Jan. 20, 2019	#12 Syracuse	H	65-55

Overall (39 wins)

Most Points Scored: 105 vs. #13 Virginia (1/21/89)

Largest Margin of Victory: 25, 105-80 vs. #13 Virginia (1/21/89)

Highest Ranked Opponent Beaten: #2/3 North Carolina (1/22/09)

Home Wins: 25

Away Wins: 8

Neutral Wins: 6

NATIONAL POLL HISTORY

SEASON	DATE	AP	USA TODAY
1992-93	Dec. 22, 1992	25	25
	Dec. 29, 1992	23	21
	Jan. 5, 1993	23	23
	Jan. 12, 1993	23	25
	Jan. 26, 1993	24	
2007-08	Jan. 21, 2008	23	23
2008-09	Dec. 15, 2008	25	
	Dec. 22, 2008	23	25
	Dec. 29, 2008	23	24
	Jan. 5, 2009	22	22
	Jan. 12, 2009	24	25
2009-10	Preseason	19	
	Nov. 30, 2009	23	
	Dec. 14, 2009	25	
	Dec. 21, 2009	24	
	Dec. 28, 2009	24	
	Jan. 4, 2010	20	
	Jan. 11, 2010	21	
	Jan. 18, 2010	22	
	Jan. 25, 2010	25	
	Feb. 1, 2010	21	
	Feb. 8, 2010	21	
	Feb. 15, 2010	19	
	Feb. 23, 2010	22	
2010-11	Jan. 24, 2011	25	
	Jan. 31, 2010	25	
	March 7, 2011	24	
2011-12	Nov 22, 2011		25
	Jan. 24, 2012		24
	Jan. 30, 2012	24	22
	Feb. 6, 2012	22	23
	Feb. 13, 2012	20	22
	Feb. 20, 2012	17	19
	Feb. 27, 2012	15	18
	March 5, 2012	15	13
	March 12, 2012	15	
	April 4, 2012		10
	Preseason	22	20
2012-13			

ACC TOURNAMENT RESULTS

YEAR-BY-YEAR RESULTS

1980, College Park, Md.

QF #1 NC State def. #8 GT, 99-48

1981, Clemson, S.C.

QF #2 Virginia def. #7 GT, 61-49

1982, Raleigh, N.C.

QF #4 Clemson def. #5 GT, 62-54

1983, Fayetteville, N.C.

QF #2 UNC def. #7 GT, 85-80

1984, Fayetteville, N.C.

QF #1 Virginia def. #8 GT, 75-58

1985, Fayetteville, N.C.

QF #1 NC State def. #8 GT, 87-60

1986, Fayetteville, N.C.

QF #1 Virginia def. #8 GT, 90-64

1987, Fayetteville, N.C.

QF #3 UNC def. #6 GT, 64-54

1988, Fayetteville, N.C.

QF #2 Maryland def. #7 GT, 102-74

1989, Fayetteville, N.C.

QF #3 Clemson def. #6 GT, 94-74

1990, Fayetteville, N.C.

QF #2 Virginia def. #7 GT, 73-65

1991, Fayetteville, N.C.

QF #2 Maryland def. #7 GT, 91-73

1992, Rock Hill, S.C.

QF #7 GT def. #2 Maryland, 68-67
SF #7 GT def. #3 Clemson, 74-73
CG #1 Virginia def. #7 GT, 70-69

1993, Rock Hill, S.C.

QF #5 Clemson def. #4 GT, 87-66

1994, Rock Hill, S.C.

QF #2 UNC def. #7 GT, 78-55

1995, Rock Hill, S.C.

QF #3 NC State def. #6 GT, 88-70

1996, Rock Hill, S.C.

1R #9 FSU def. #8 GT, 64-51

1997, Charlotte, N.C.

QF #2 Virginia def. #7 GT, 77-63

1998, Charlotte, N.C.

1R #8 GT def. #9 Wake Forest, 78-67
QF #1 Duke def. #8 GT, 100-56

1999, Charlotte, N.C.

QF #3 UNC def. #6 GT, 87-71

2000, Greensboro, N.C.

QF #6 GT def. #3 NC State, 71-62
SF #2 Duke def. #6 GT, 77-56

2001, Greensboro, N.C.

1R #7 UNC def. #8 GT, 79-64

2002, Greensboro, N.C.

QF #4 Virginia def. #5 GT, 60-58

2003, Greensboro, N.C.

QF #5 GT def. #4 FSU, 64-59

SF #1 Duke def. #5 GT, 76-52

2004, Greensboro, N.C.

1R #9 Wake Forest def. #8 GT, 61-59

2005, Greensboro, N.C.

1R #9 Miami def. #8 GT, 60-58

2006, Greensboro, N.C.

1R #11 GT def. #6 Miami, 79-62
QF #3 Maryland def. #11 GT, 71-66

2007, Greensboro, N.C.

1R #6 GT def. #11 Miami, 66-52
QF #3 Maryland def. #6 GT, 75-59

2008, Greensboro, N.C.

1R #5 GT def. #12 Miami, 76-49
QF #4 Virginia def. #5 GT, 52-43

2009, Greensboro, N.C.

1R #12 Clemson def. #5 GT, 81-69

2010, Greensboro, N.C.

QF #4 GT def. #5 Wake Forest, 52-45
SF #1 Duke def. #4 GT, 67-55

2011, Greensboro, N.C.

1R #5 GT def. #12 VT, 81-58
QF #5 GT def. #4 Maryland, 70-64
SF #1 Duke def. #5 GT, 74-66

2012, Greensboro, N.C.

QF #4 GT def. #5 UNC, 54-53
SF #4 GT def. #9 NCSU, 81-67
CG #3 Maryland def. #4 GT, 68-65

2013, Greensboro, N.C.

1R #10 WF def. #7 GT, 86-67

2014, Greensboro, N.C.

2R #7 GT def. #10 Virginia, 77-76
QF #2 Duke def. #7 GT, 82-52

2015, Greensboro, N.C.

1R #11 GT def. #14 Clemson, 80-53
2R #6 North Carolina def. #11 GT, 84-64

2016, Greensboro, N.C.

2R #7 GT def. #10 Wake Forest, 67-65
QF #2 Louisville def. #7 GT, 60-50

2017, Conway, S.C.

1R #10 GT def. #15 Boston College, 71-67
2R #7 Miami def. #10 GT, 87-71

2018, Greensboro, N.C.

1R #10 GT def. #15 Clemson, 61-52
2R #7 Virginia def. #10 GT, 60-58

2019, Greensboro, N.C.

2R #8 North Carolina def. #9 GT, 80-73

ROUND-BY-ROUND RESULTS

ACC First Round (8-6)

1996 #9 FSU def. #8 GT, 64-51
1998 #8 GT def. #9 WF, 78-67
2001 #7 UNC def. #8 GT, 79-64
2004 #9 WF def. #8 GT, 61-59
2005 #9 Miami def. #8 GT, 60-58
2006 #11 GT def. #6 Miami, 79-62
2007 #6 GT def. #11 Miami, 66-52
2008 #5 GT def. #12 Miami, 76-49
2009 #12 CU def. #5 GT, 81-69
2011 #5 GT def. #12 VT, 81-58
2013 #10 WF def. #7 GT, 86-67

2015 #11 GT def. #14 Clemson, 80-53
2017 #10 GT def. #15 Boston College, 71-67
2018 #10 GT def. #15 Clemson, 61-52

ACC Second Round (2-4)

2014 #7 GT def. #10 Virginia, 77-76
2015 #6 UNC def. #11 GT, 84-64
2016 #7 GT def. #10 Wake Forest, 67-65
2017 #7 Miami def. #10 GT, 87-71
2018 #7 Virginia def. #10 GT, 60-58
2019 #8 North Carolina def. #9 GT, 80-73

ACC Quarterfinals (6-24)

1980 #1 NCST def. #8 GT, 99-48
1981 #2 Virginia def. #7 GT, 61-49
1982 #4 CU def. #5 GT, 62-54
1983 #2 UNC def. #7 GT, 85-80
1984 #1 Virginia def. #8 GT, 75-58
1985 #1 NCST def. #8 GT, 87-60
1986 #1 Virginia def. #8 GT, 90-64
1987 #3 UNC def. #6 GT, 64-54
1988 #2 Md def. #7 GT, 102-74
1989 #3 CU def. #6 GT, 94-74
1990 #2 Virginia def. #7 GT, 73-65
1991 #2 Md def. #7 GT, 91-73
1992 #7 GT def. #2 Md, 68-67
1993 #5 CU def. #4 GT, 87-66
1994 #2 UNC def. #7 GT, 78-55
1995 #3 NCST def. #6 GT, 88-70
1997 #2 Virginia def. #7 GT, 77-63
1998 #1 Duke def. #8 GT, 100-56
1999 #3 UNC def. #6 GT, 87-71
2000 #6 GT def. #3 NCST, 71-62
2002 #4 Virginia def. #5 GT, 60-58
2003 #5 GT def. #4 FSU, 64-59
2006 #3 Md def. #11 GT, 71-66
2007 #3 Md def. #6 GT, 75-59
2008 #4 Virginia def. #5 GT, 52-43
2010 #4 GT def. #5 WF, 52-45
2011 #5 GT def. #4 Md, 70-64
2012 #4 GT def. #5 UNC, 54-53
2014 #2 Duke def. #7 GT, 82-52
2016 #2 Louisville def. #7 GT, 60-50

ACC Semifinals (2-4)

1992 #7 GT def. #3 CU, 74-73
2000 #2 Duke def. #6 GT, 77-56
2003 #1 Duke def. #5 GT, 76-52
2010 #1 Duke def. #4 GT, 67-55
2011 #1 Duke def. #5 GT, 74-66
2012 #4 GT def. #9 NCST, 81-67

ACC Championship Game (0-2)

1992 #1 Virginia def. #7 GT, 70-69
2012 #3 Md def. #4 GT, 68-65

ACC Tournament Fact

Georgia Tech became the lowest seeded team in ACC Tournament history to qualify for the championship game in 1992 when the seventh-seeded Jackets scored a pair of one-point victories over nationally-ranked Maryland and Clemson to reach the final. Tech topped the second-seeded and fourth-ranked Terrapins, 68-67, in the first round and edged the third-seeded and 18th-ranked Tigers, 74-73, in the semifinals. In the championship game, Tech battled top-seeded and top-ranked Virginia tough, before falling by a one-point margin, 70-69.

POSTSEASON TOURNAMENT RESULTS

NCAA TOURNAMENT

The Yellow Jackets made their first appearance in the NCAA Tournament in 1992-93 with a 16-10 record and an 8-8 ACC mark. Tech didn't return to the NCAA Tournament for 10 years, making its next trip in 2003, but then the Jackets participated in every Big Dance from 2007 - 2012. In 2012, Georgia Tech made its breakthrough to reach the program's first Sweet 16 with a 76-64 win against Georgetown in the second round.

1993: Midwest Region

Evanston, Ill.
M17 64 at Northwestern L, 62-90

2003: East Region

West Lafayette, Ind.
#10 seed
M22 64 vs. #7 Virginia Tech L, 59-61

2007: Dallas Region

Minneapolis, Minn.
#7 Seed
M17 64 vs. #10 DePaul W, 55-54
M19 32 vs. #2 Purdue L, 63-76

2008: Greensboro Region

Des Moines, Iowa
#10 seed
M22 64 vs. #7 Iowa State L, 55-58

2009: Oklahoma City Region

Iowa City, Iowa
#9 seed
M22 64 vs. #8 Iowa W, 76-62
M24 32 vs. #1 Oklahoma L, 50-69

2010: Kansas City Region

Norman, Oklahoma
#6 seed
M21 64 vs. #11 Arkansas Little Rock L, 53-63

2011: Dayton Region

Columbus, Ohio
#5 seed
M19 64 vs. #12 Bowling Green W, 69-58
M21 32 at #4 Ohio State L, 60-67

2012: Des Moines Region

Chapel Hill, N.C.
#4 seed
M18 64 vs. #13 Sacred Heart W, 76-50
M20 32 vs. #5 Georgetown W, 76-64
Des Moines, Iowa
M24 16 vs. #1 Baylor L, 68-83

2014: Louisville Region

Baton Rouge, La.
#10 seed
M23 64 at #7 LSU L, 78-98

Georgia Tech All-Time NCAA Record

Overall: 5-9
Round of 64: 4-5
Round of 32: 1-3
Sweet 16: 0-1
Neutral Site: 4-6
Opponent Site: 1-3

Georgia Tech vs. Conferences in NCAA Tournament

Big 12: 0-3
BIG EAST: 2-1
Big Ten: 1-3
Mid-American: 1-0
Northeast: 1-0
SEC: 0-1
Sun Belt: 0-1



The Yellow Jackets made it to the NCAA Tournament in 2007 which was the first of six-straight appearances in the Big Dance from 2007-12.

WNIT

In the first postseason appearance in school history, Georgia Tech's women's basketball team captured the 1992 National Women's Invitational Tournament in Amarillo, Texas. En route to the title, the Jackets defeated Wisconsin-Green Bay, 78-77, in the first round, Nebraska, 73-68, in the semifinals, and Hawaii, 90-72, in the championship game. The 1992 WNIT not only marked Tech's first postseason appearance, but it also marked the first WNIT title for an ACC school. In 1998, the WNIT switched names to the WNIT.

1992: Cal Farley Coliseum; Amarillo, Texas (WNIT)

M26 Wisconsin-Green Bay W 78-77
M27 Nebraska W 73-68
M28 Hawaii W 90-72

2000: Multiple Sites (WNIT)

M16 Southern Mississippi(1) W 76-71 (ot)
M18 at Chattanooga(2) W 81-74
M21 at Arkansas(3) L 67-78

2001: Humphrey Coliseum; Starkville, Miss.(WNIT)

M15 Mississippi State L 73-77

2002: Alexander Memorial Coliseum; Atlanta, Ga.(WNIT)

M13 Miami L 64-73

2015: Multiple Sites (WNIT)

M19 Elon W 69-47
M22 at Ole Miss (5) L 48-63

2016: McCamish Pavilion, Atlanta, Ga. (WNIT)

M17 Mercer W 73-56
M21 Tulane L 61-64

2017: Multiple Sites (WNIT)

M16 Jacksonville (4) W 71-55
M19 UCF (4) W 63-51
M23 MTSU (4) W 70-57
M26 Alabama (4) W 76-66
M29 Washington State (4) W 69-61
A1 at Michigan (6) L 79-89 (ot3)

2018: Multiple Sites (WNIT)

M15 Bethune Cookman (4) W 85-32
M18 UAB (4) W 91-47
M22 at Alabama (7) L 59-61

- (1): Alexander Memorial Coliseum, Atlanta, Ga.
- (2): McKenzie Arena, Chattanooga, Tenn.
- (3): Arkansas Arena, Fayetteville, Ark.
- (4): McCamish Pavilion, Atlanta, Ga.
- (5): Tad Smith Coliseum, Oxford, Miss.
- (6): Calihan Hall, Detroit, Mich.
- (7): Coleman Coliseum, Tuscaloosa, Ala.

Eight Tournaments: Won 14 Lost 7
1992 WNIT Champions

OTHER POSTSEASON TOURN.

1975 GAIW State Tournament

vs. Fort Valley L 39-76
vs. Tift L 54-65

1976 GAIW State Tournament

vs. Berry L 41-109
vs. North Georgia L 35-69

1977 GAIW State Tournament

vs. Morris Brown W 75-27
vs. Spelman W 55-43

1978 GAIW State Tournament

vs. West Georgia L 79-94

1979 GAIW State Tournament

vs. Berry L 68-92

1980 GAIW State Tournament

F. 21 at Georgia Southern L 51-87

1981 GAIW State Tournament

F. 26 vs. Georgia L 70-89

Seven Tournaments: Won 2 Lost 8

HONORS & AWARDS

ALL-AMERICANS

JOYCE PIERCE

1993 - KODAK/WBCA HONORABLE MENTION



KISHA FORD

1997 - ASSOCIATED PRESS HONORABLE MENTION
1997 - KODAK/WBCA HONORABLE MENTION



SONJA MALLORY

2003 - KODAK/WBCA HONORABLE MENTION



ALEX MONTGOMERY

2011 - KODAK/WBCA HONORABLE MENTION



TYAUNNA MARSHALL

2013 - ASSOCIATED PRESS HONORABLE MENTION
2014 - ASSOCIATED PRESS HONORABLE MENTION
2013 - KODAK/WBCA HONORABLE MENTION



AALIYAH WHITESIDE

2016 - WBCA HONORABLE MENTION



FRESHMAN ALL-AMERICA

Kisha Ford	1994	Basketball Times
Niesha Butler	1999	Women's Basketball Journal
		Women's Basketball News Service
Tyaunna Marshall	2011	Full Court Press (Third Team)

MCDONALD'S HIGH SCHOOL ALL-AMERICA

Kasha Terry	2002
Kaela Davis	2013
Elizabeth Balogun	2018
Elizabeth Dixon	2018

STREET & SMITH'S HIGH SCHOOL ALL-AMERICA

Janie Mitchell	2002	Honorable Mention
Nia Josiah	2003	Honorable Mention
Jill Ingram	2003	Honorable Mention
Daphne Mitchell	2003	Honorable Mention
Janie Mitchell	2003	Honorable Mention
Nia Josiah	2004	Honorable Mention
April Phillips	2004	Honorable Mention
Tiffany Blackmon	2005	Honorable Mention
Angel Buie	2005	Honorable Mention
Nia Josiah	2005	Honorable Mention
lasia Hemingway	2007	Honorable Mention
Alex Montgomery	2007	Honorable Mention

PARADE HIGH SCHOOL ALL-AMERICA

Jackie Farmer	1987
Aisha Howard	1996
lasia Hemingway	2007
Alex Montgomery	2007

WBCA HIGH SCHOOL ALL-AMERICA

Kasha Terry	2002	
Jillian Ingram	2004	Honorable Mention
lasia Hemingway	2007	
Kaela Davis	2013	

ALL STAR GIRLS REPORT HIGH SCHOOL ALL-AMERICA

Jillian Ingram	2004	Fourth Team
Daphne Mitchell	2004	Fourth Team
Janie Mitchell	2004	Fifth Team

ACC AWARDS

Beginning with the 2012-13 season, the ACC released separate coaches and media All-ACC teams.

ALL-ACC

BY NAME:

Ardossi, Brigitte	2010	2nd
Bootz, Delores	1986	2nd
Bootz, Delores	1987	2nd
Bootz, Delores	1988	2nd
Butler, Niesha	1999	2nd
Butler, Niesha	2001	3rd
Davis, Kaela	2014	2nd (Coaches;Media)
Davis, Kaela	2015	1st (Coaches; Media)
Ford, Kisha	1995	2nd
Ford, Kisha	1996	2nd
Ford, Kisha	1997	1st
Goodlett, Sasha	2012	2nd
Higgs, Stephanie	2005	Honorable Mention
Higgs, Stephanie	2007	3rd
Lounsbury, Karen	1990	2nd
Mallory, Sonja	2002	2nd
Mallory, Sonja	2003	1st
Marshall, Tyaunna	2011	3rd
Marshall, Tyaunna	2012	2nd
Marshall, Tyaunna	2013	1st (Coaches; Media)
Marshall, Tyaunna	2014	1st (Coaches; Media)
Martinez, Milli	2002	2nd
Mitchell, Janie	2007	Honorable Mention
Mitchell, Janie	2008	3rd
Montgomery, Alex	2009	3rd
Montgomery, Alex	2010	3rd
Montgomery, Alex	2011	2nd
Neal, Ida	1989	1st
Nnamaka, Chioma	2008	Honorable Mention
Pierce, Joyce	1991	2nd
Pierce, Joyce	1992	2nd
Pierce, Joyce	1993	2nd
Stewart, Alex	2003	3rd
Stewart, Alex	2004	Honorable Mention
Stokes, Fallon	2003	3rd
Stokes, Fallon	2004	2nd
Tate, Regina	2002	3rd
Walker, Marielle	1988	2nd
Whiteside, Aaliyah	2016	1st

HONORS & AWARDS

BY YEAR:

Bootz, Delores	1986	2nd
Bootz, Delores	1987	2nd
Bootz, Delores	1988	2nd
Walker, Marielle	1988	2nd
Neal, Ida	1989	1st
Lounsbury, Karen	1990	2nd
Pierce, Joyce	1991	2nd
Pierce, Joyce	1992	2nd
Pierce, Joyce	1993	2nd
Ford, Kisha	1995	2nd
Ford, Kisha	1996	2nd
Ford, Kisha	1997	1st
Butler, Niesha	1999	2nd
Butler, Niesha	2001	3rd
Mallory, Sonja	2002	2nd
Martinez, Milli	2002	2nd
Tate, Regina	2002	3rd
Mallory, Sonja	2003	1st
Stewart, Alex	2003	3rd
Stokes, Fallon	2003	3rd
Stewart, Alex	2004	Honorable Mention
Stokes, Fallon	2004	2nd
Higgs, Stephanie	2005	Honorable Mention
Higgs, Stephanie	2007	3rd
Mitchell, Janie	2007	Honorable Mention
Mitchell, Janie	2008	3rd
Nnamaka, Chioma	2008	Honorable Mention
Montgomery, Alex	2009	3rd
Ardossi, Brigitte	2010	2nd
Montgomery, Alex	2010	3rd
Marshall, Tyaunna	2011	3rd
Montgomery, Alex	2011	2nd
Goodlett, Sasha	2012	2nd
Marshall, Tyaunna	2012	2nd
Marshall, Tyaunna	2013	1st (Coaches; Media)
Marshall, Tyaunna	2014	1st (Coaches; Media)
Davis, Kaela	2014	2nd (Coaches; Media)
Davis, Kaela	2015	1st (Coaches; Media)
Whiteside, Aaliyah	2016	1st (Coaches; Media)

ACC ALL-FRESHMAN TEAM

Kathy Dortch	1993
Kisha Ford	1994
Carla Munnion	1994
Niesha Butler	1999
Chioma Nnamaka	2005
Alex Montgomery	2008
Tyaunna Marshall	2011
Sydney Wallace	2012
Brittany Jackson	2013 (Coaches; Media)
Kaela Davis	2014 (Coaches; Media)
Francesca Pan	2017 (Coaches; Media)
Kierra Fletcher	2018 (Coaches; Media)
Elizabeth Balogun	2019 (Coaches; Media)
Elizabeth Dixon	2019 (Coaches; Media)

ACC ALL-DEFENSIVE TEAM

Milli Martinez	2002
Sonja Mallory	2003
Jacquie Williams	2008, '09
Alex Montgomery	2011
Tyaunna Marshall	2013
Tyaunna Marshall	2014

ACC SIXTH PLAYER OF THE YEAR

Alex Montgomery	2010
Zaire O'Neil	2018

ACC ROOKIE OF THE YEAR

Niesha Butler	1999
Francesca Pan	2017 (Coaches; Media)
Elizabeth Balogun	2019 (Coaches; Media)

ACC ALL-TOURNAMENT TEAM

Devony Caldwell	1992
Joyce Pierce	1992
Kisha Ford (2nd Team)	1994
Carla Munnion (2nd Team)	1998
Milli Martinez (2nd Team)	2000
Fallon Stokes (2nd Team)	2003
Stephanie Higgs (2nd Team)	2006
Alex Montgomery (2nd Team)	2010
Tyaunna Marshall (2nd Team)	2011
Sasha Goodlett (1st Team)	2012
Tyaunna Marshall (1st Team)	2012
Metra Walthour (2nd Team)	2012

ACC LEGEND

Ida Neal Smith	2005
Kisha Ford	2006
Dolores Bootz	2007
Bonnie Tate	2008
Karen Lounsbury	2009
Joyce Pierce	2010
Tory Ehle-Rule	2011
Bernadette McGlade	2012
Danielle Donehew	2013
Agnus Berenato	2014
Sonja Mallory	2015
Carla Munnion	2016

ACC PLAYER OF THE WEEK

Dolores Bootz	Jan. 5, 1986
Marielle Walker	Dec. 1, 1986; Dec. 14, 1987
Karen Lounsbury	Dec. 19, 1988
Ida Neal	Jan. 23, 1989
Sheila Wagner	Jan. 31, 1990
Kisha Ford	Dec. 20, 1993; Feb. 14, 1994; Feb. 17, 1997
Carla Munnion	Dec. 4, 1995; Dec. 18, 1995
Kenya Williams	Nov. 23, 1998
Niesha Butler	Jan. 8, 2001
Regina Tate	Nov. 26, 2001
Sonja Mallory	Jan. 21, 2002
Fallon Stokes	Nov. 24, 2003; Dec. 8, 2003
Stephanie Higgs	Dec. 27, 2004; Feb. 5, 2007
Janie Mitchell	Dec. 10, 2007; Dec. 17, 2007
Chioma Nnamaka	Feb. 4, 2008
Brigitte Ardossi	Feb. 1, 2010
Alex Montgomery	Dec. 6, 2010; Dec. 27, 2010*
Tyaunna Marshall	Dec. 17 2012, Feb. 4, 2013, Feb. 25, 2013, Feb. 10, 2014
Aaliyah Whiteside	Nov. 16, 2015
Zaire O'Neil	Feb. 6, 2017

ACC ROOKIE OF THE WEEK

Stacey Buchannon	Dec. 20, 1993
Kisha Ford	Jan. 10, 1994
Danielle Donehew	Feb. 17, 1997
Betsy Foy	Dec. 8, 1997
Niesha Butler	Nov. 23, 1998*; Nov. 30, 1998; Dec. 7, 1998; Dec. 21, 1998; Jan. 4, 1999; Jan. 25, 1999, Feb. 1, 1999
Megan Harpring	Feb. 24, 2003
Chioma Nnamaka	Dec. 27, 2004
Alex Montgomery	Dec. 26, 2007; Jan. 21, 2008
Isasia Hemingway	Jan. 28, 2008
Mo Bennett	Nov. 17, 2008
Sasha Goodlett	Feb. 9, 2009
Sharena Taylor	Dec. 14, 2009
Tyaunna Marshall	Nov. 15, 2010*; Nov. 22, 2010; Dec. 6, 2010; Jan. 3, 2010; Jan. 10, 2010
Aaliyah Whiteside	Dec. 24, 2012
Brittany Jackson	Nov. 19, 2012, Jan. 14, 2013
Kaela Davis	Nov. 11, 2013, Dec. 9, 2013, Jan. 20, 2014 .March 3, 2014

Francesca Pan	Nov. 28, 2016, Jan. 9, 2017, Jan. 16, 2017, Feb. 20, 2017, Feb. 27, 2017
Chanin Scott	Dec. 12, 2016
Kierra Fletcher	Feb. 19, 2018
Elizabeth Balogun	Dec. 17, 2018, Dec. 23, 2018, Jan. 7, 2019, Jan. 21, 2019
Elizabeth Dixon	Nov. 19, 2018, Jan. 14, 2019, Feb. 11, 2019

REGION HONORS

GEORGIA COMMISSION ON WOMEN COLLEGIATE SPORTSWOMAN OF THE YEAR

Regina Tate	2001-02
-------------	---------

GEORGIA HALL OF FAME COACH OF THE YEAR

Agnus Berenato	1991-91
----------------	---------

ATLANTA TIPOFF CLUB COACH OF THE YEAR

Agnus Berenato	1991-92, 2002-03
MaChelle Joseph	2006-07, 2011-12

ATLANTA TIPOFF CLUB STATE OF GEORGIA COLLEGE PLAYER OF THE YEAR

Kisha Ford	1993-94
Niesha Butler	1998-99
Sonja Mallory	2002-03
Janie Mitchell	2007-08
Brigitte Ardossi	2009-10
Alex Montgomery	2010-11
Sasha Goodlett	2011-12
Tyaunna Marshall	2012-13; 2013-14
Kaela Davis	2014-15
Aaliyah Whiteside	2015-16

ATLANTA WOMEN IN SPORTS ATHLETE OF THE MONTH

Kisha Ford	March, 1994
------------	-------------

ATLANTA TIPOFF CLUB GEORGIA PLAYER OF THE MONTH

Marielle Walker	January, 1988
Ida Neal	January, 1989
Karen Lounsbury	January, 1990

BOY SCOUTS OF AMERICA PEACH OF AN ATHLETE

Angie Fischer	1993	Honoree
Kisha Ford	1995	Honoree
Danielle Donehew	2000	Honoree
Shayla Bivins	2014	Honoree

ACADEMIC HONORS

ACADEMIC ALL-ACC

Danielle Donehew	1998, '00
Regina Tate	1999, '01
Kenya Williams	1999
Jessica Williams	2005
Alex Montgomery	2008
Deja Foster	2010
Danielle Hamilton-Carter	2013
Shayla Bivins	2014
Roddreka Rogers	2015, '16
Antonia Peresson	2016
Francesca Pan	2017, '18, '19
Elo Edeferioka	2018
Kierra Fletcher	2019

HONORS & AWARDS

COSIDA/VERIZON ACADEMIC ALL-AMERICA

Tory Ehle	1987	Honorable Mention
Karen Lounsbury	1990	
Karen Lounsbury	1991	

COSIDA/VERIZON ACADEMIC ALL-DISTRICT

Danielle Donehew	1999	Second Team
	2000	First Team
Regina Tate	2002	Second Team

GEORGIA TECH BOBBY DODD SCHOLARSHIP

Karen Lounsbury	1990-91
Angie Fischer	1992-93
Regina Tate	1998-99
Deja Foster	2009-10

GEORGIA TECH HOMER RICE SCHOLARSHIP

Danielle Donehew	1997-98
------------------	---------

ACC WEAVER-JAMES-CARRIGAN POSTGRADUATE SCHOLARSHIP

Danielle Donehew	2001
Regina Tate	2002

MARIE JAMES SCHOLARSHIP AWARD (ACC'S TOP FEMALE SCHOLAR-ATHLETE)

Marlene Mainland	1988
------------------	------

CHARLES T. STONER LAW SCHOLARSHIP

Jacqua Williams	2009
Deja Foster	2011
Shayla Bivins	2014

MISCELLANEOUS

ESPNW NATIONAL PLAYER OF THE WEEK

Tyaunna Marshal	Feb. 10, 2014
-----------------	---------------

USA BASKETBALL U.S. OLYMPIC TEAM TRIALS INVITE

Joyce Pierce	1992
--------------	------

USA BASKETBALL SELECT TEAM

Joyce Pierce	1992	Jones Cup
		Gold Medal (Taipei, Taiwan)
Kisha Ford	1995	Jones Cup
		Bronze Medal (Taipei, Taiwan)


USA BASKETBALL U.S. OLYMPIC FESTIVAL

Dolores Bootz	1986	South Team
		Gold Medal (Houston, Texas)
Joannah Kauffman	1995	South Team
		(Colorado Springs, Colo.)
Joyce Pierce	1990	South Team
		(Minneapolis, Minn.)
Bronda Davis	1991	South Team
		Gold Medal (Los Angeles, Calif.)
Kisha Ford	1994	East Team
		Bronze Medal, All-Tournament
April Phillips	2004	West Team
		(Colorado Springs, Colo.)
Jasmine Duffey	2005	Blue Team
		(Colorado Springs, Colo.)

GEORGIA TECH HALL OF FAME

KATE BRANDT

Played: 1981-84
Inducted: 1989




TORY EHLE

Played: 1984-87
Inducted: 1990




BONNIE TATE

Played: 1977-79
Inducted: 1991



JAMIE POSEY

Played: 1978-81
Inducted: 1992



LEE ANN WOODHULL

Played: 1980-83
Inducted: 1993




DOLORES BOOTZ

Played: 1985-88
Inducted: 1994



IDA NEAL

Played: 186-89
Inducted: 1995




MARIELLE WALKER

Played: 1985-88
Inducted: 1996



BERNADETTE MCGLADE

Coached: 1982-88
Inducted: 1998




KAREN LOUNSBURY

Played: 1989-92
Inducted: 2006



KISHA FORD

Played: 1994-97
Inducted: 2008



#PROJACKETS

WNBA DRAFT

PLAYER	YEAR	ROUND (PICK)	TEAM
Kisha Ford	1997	4th (27)	New York Liberty
Sonja Mallory	2003	2nd (24)	New York Liberty
Kasha Terry	2006	2nd (26)	Indiana Fever
Chioma Nnamaka	2008	2nd (21)	San Antonio Silver Stars
Brigitte Ardossi	2010	2nd (21)	Atlanta Dream
Alex Montgomery	2011	1st (10)	New York Liberty
Sasha Goodlett	2012	1st (11)	Indiana Fever
Tyaunna Marshall	2014	2nd (14)	New York Liberty



In 2012, Sasha Goodlett was invited to Bristol, Connecticut for the 2012 WNBA Draft where she became the second Yellow Jacket to be drafted in the first round of the draft.

YELLOW JACKETS IN THE PROS

Player	Organization	Years
Brigitte Ardossi	Atlanta Dream	2010
	COB Calais, France	2010
	Canberra Capitals, Australia	2011-12
Dolores Bootz	Galatasaray, Istanbul, Turkey	1988-89
	Megafesa, Lugo, Spain	1990-91
	Caja Segovia, Segovia, Spain	1991-93
Kisha Ford	New York Liberty (WNBA)	1997-98
	Orlando Miracle (WNBA)	1999
	Miami Sol (WNBA)	2000-01
Sasha Goodlett	Indiana Fever (WNBA)	2012-13
	Chicago Sky (WNBA)	2014-pres.
Stephanie Higgs	Greece	2007
Jill Ingram	Sweden	2008
Joannah Kauffman	Turkey	1999
Milli Martinez	Puerto Rico	2002-04
Sonja Mallory	Phoenix Mercury (WNBA)	2003
	Lithuania, Hungary	2003
Daphne Mitchell	Finland	2009-10
Janie Mitchell	Bulgaria	2008
Alex Montgomery	New York Liberty (WNBA)	2011-14
	San Antonio Stars (WNBA)	2015-pres.
Chioma Nnamaka	Atlanta Dream (WNBA)	2008
	Lithuania	2009
	France	2010
	Poland/Sweden	2011-12
Jasmina Pacariz	Sweden	2008
Alex Stewart	Iceland	2004
Kasha Terry	Indiana Fever (WNBA)	2006-08
	Atlanta Dream (WNBA)	2008
Imani Tilford	Australia	2018
Katarina Vuckovic	Germany	2017
Marielle Walker	Switzerland	1988-89
Aimee Weiss	Denmark	1996-2003



Alex Montgomery wrapped up her fifth year in the pros in 2015

Chelsea Regins played right in Atlanta after graduation



RECORDS

Tech Records	78-81
Individual Records	82-83
Opponent Records	83-85
Career Leaders	86
Records by Class	87
Annual Leaders	88-89
Year-by-Year Stats	90-91
The Last Time	92
1,000 Point Scorers	93-94
NCAA Tournament Records	95-100

RECORDS

TECH GAME RECORDS

100+ POINT GAMES

124	vs. Winthrop, 12/30/90
124	vs. Presbyterian, 12/2/85
116	vs. Converse, 12/1/84
115	vs. Rider, 11/29/91
114	vs. Chattanooga, 11/30/91
114	vs. Rider, 12/5/90
111	vs. Morris Brown, 2/23/02
111	vs. Fairfield, 12/30/94
111	vs. Hofstra, 12/4/92
110	vs. Appalachian State, 12/18/92
108	vs. Iona, 12/20/87
107	vs. Georgia State, 2/13/95
106	vs. Utah State, 12/15/86
105	vs. Morgan State, 11/16/14
105	vs. Manhattan, 12/30/96
105	vs. Virginia, 1/21/89
104	vs. Portland State, 12/17/13
103	vs. Charleston Southern, 12/7/99
102	vs. Mount St. Mary's, 11/25/00
102	vs. UTEP, 12/20/13
102	vs. Southeastern Louisiana, 11/18/15
101	vs. Mercer, 12/28/10
101	vs. Virginia, 3/2/08
101	vs. Alabama, 12/29/92
101	vs. North Carolina, 1/9/91
101	vs. UAB, 11/27/87
100	vs. Lafayette, 12/30/98
100	vs. Coppin State, 1/15/92
100	vs. Tennessee Temple, 1/15/79

LARGEST MARGIN OF VICTORY

85 (116-31)	vs. Converse (12/1/84)
77 (124-47)	vs. Winthrop (12/30/90)
76 (90-14)	vs. Atlanta Christian (1975-76)
71 (82-11)	vs. Tenn State (h) (12/30/10)
71 (111-40)	vs. Morris Brown (2/23/02)
68 (124-56)	vs. Presbyterian (12/2/85)
66 (106-40)	vs. Utah St. (12/15/87)
65 (99-34)	vs. Atlanta Christian (1976-77)
62 (100-38)	vs. Georgia Baptist (1977-78)
60 (97-37)	vs. Alabama State (11/11/11)
58 (100-42)	vs. Coppin State (h) (1/15/92)
57 (101-44)	vs. Mercer (h) (12/28/10)
57 (95-38)	vs. Lafayette (h) (12/10/94)
57 (114-57)	vs. Chattanooga (h) (11/30/91)

LARGEST MARGIN OF VICTORY (ACC GAMES)

37 (85-48)	vs. Boston College (h) (2/19/12)
35 (89-54)	vs. Clemson (a) (2/22/09)
33 (76-43)	vs. Virginia Tech (h) (2/29/08)
33 (66-33)	vs. Clemson (h) (12/31/17)
32 (97-65)	vs. Florida State (h) (1/22/96)
31 (91-61)	vs. Virginia (h) (1/10/02)
30 (86-56)	vs. Florida State (h) (2/19/03)
29 (59-30)	vs. Maryland (h) (2/3/96)

LONGEST WINNING STREAK

13	1976-77 to 1977-78
13	2010-2011
10	2002-03
9	1977-78
8	2009-10
8	2008-09
8	2007-08
8	1995-96
8	1991-92 to 1992-93
8	1986-87

LARGEST MARGIN OF DEFEAT

123 (18-141)	Savannah (1975-76)
94 (13-107)	Berry (1975-76)
83 (22-105)	Albany State (1975-76)
74 (31-105)	Berry (1974-75)
69 (25-94)	Shorter (1974-75)
67 (46-113)	Duke (1/7/99)
61 (28-89)	Auburn (1975-76)

61 (40-101)	Georgia State, (1975-76)
61 (35-96)	Georgia (1974-75)
60 (20-80)	Augusta (1975-76)
60 (33-93)	Albany State (1975-76)

LARGEST MARGIN OF DEFEAT (ACC GAMES)

67 (46-113)	Duke (a) (1/7/99)
59 (38-97)	NC State (a) (1/12/80)
47 (31-78)	North Carolina (a) (1/18/07)
44 (56-100)	Duke (h) (2/27/98)
41 (58-99)	North Carolina (h) (1/6/83)
41 (44-85)	Virginia (11/24/79)

LONGEST LOSING STREAK

19	1975-76
12	1979-80 to 1980-81
8	1987-88
8	1979-80
7	1974-75
7	1983-84
7	1984-85
7	2004-05
7	2005-06

MOST POINTS IN A HALF

70 (2nd)	vs. Presbyterian (12/2/85)
66 (2nd)	vs. Converse (12/1/84)
64 (2nd)	vs. North Carolina (1/9/91)
64 (1st)	vs. Winthrop (12/30/90)
63 (2nd)	vs. Rider (11/29/91)
63 (2nd)	vs. Rider (12/5/90)

MOST FG MADE IN A HALF

31 (2nd)	vs. Presbyterian (12/2/85)
31 (2nd)	vs. Converse (12/1/84)
30 (2nd)	vs. North Carolina (1/9/91)
27 (2nd)	vs. Winthrop (1/30/90)
27 (1st)	vs. Presbyterian (12/2/85)

MOST FG ATT. IN A HALF

51 (2nd)	vs. Rider (12/5/90)
51 (2nd)	vs. Presbyterian (12/2/85)
50 (2nd)	vs. Converse (12/1/84)
49 (2nd)	vs. USC Upstate (12/6/07)
49 (2nd)	vs. Notre Dame (2/3/19)
49 (1st)	vs. Hofstra (12/4/92)
49 (1st)	vs. Converse (12/1/84)

HIGHEST FG PERCENTAGE IN A HALF

.742 (23-31) (2nd)	vs. Fairfield (12/30/94)
.727 (24-33) (1st)	vs. UAB (3/18/18)
.700 (21-30) (1st)	vs. Kennesaw State (11/22/11)
.692 (18-26) (2nd)	vs. Rider (11/29/91)
.688 (22-32) (1st)	vs. NC State (3/3/12)
.686 (24-35) (1st)	vs. E. Wash. (11/24/01)
.682 (15-22) (1st)	vs. Clemson (1/26/02)
.682 (15-22) (2nd)	vs. Arizona (1/7/85)

MOST THREES MADE IN A HALF

8 (1st)	vs. Florida State (1/31/99)
8 (2nd)	vs. NC State (1/28/99)
8 (2nd)	vs. Mercer (11/25/96)
8 (1st)	vs. Virginia (2/14/14)
9 (1st)	vs. Appalachian State (12/11/16)
7 (1st)	vs. Alabama (12/18/15)
7 (1st)	vs. USC Upstate (12/5/15)
7 (1st)	vs. Loyola Chicago (11/14/14)
7 (1st)	vs. Alabama State (12/17/14)
7 (2nd)	vs. Western Carolina (11/10/13)
7 (2nd)	vs. Boston College (2/19/12)
7 (1st)	vs. Maryland (2/19/97)
7 (1st)	vs. Florida State (2/27/14)
7 (1st)	vs. Clemson (1/30/14)
6	vs. Several Teams

MOST THREES ATT. IN A HALF

22 (2nd)	vs. Virginia (2/24/19)
21 (1st)	vs. Alabama State (12/17/14)
20 (1st)	vs. Georgia State (12/3/16)

19 (2nd)	vs. Clemson (2/19/04)
18 (2nd)	vs. Duke (1/5/17)
17 (1st)	vs. Western Carolina (11/14/18)
17 (2nd)	vs. Duke (2/1/18)
17 (2nd)	vs. Virginia (1/17/16)
17 (1st)	vs. Loyola Chicago (11/13/15)
17 (1st)	vs. Clemson (2/19/04)
16 (2nd)	vs. Notre Dame (2/3/19)
16 (1st)	at Georgia (11/22/15)
16 (2nd)	vs. Virginia (1/14/99)
16 (1st)	vs. Pacific (12/19/89)
16 (1st)	vs. Virginia (1/10/13)
15 (1st)	vs. Appalachian State (12/11/16)
15 (1st)	vs. Mercer (12/7/16)
15 (2nd)	vs. Wake Forest (3/3/16)
15 (2nd)	vs. Alabama (12/18/15)
15 (2nd)	vs. USC Upstate (12/5/15)
15 (2nd)	vs. Michigan State (12/4/14)
15 (1st)	vs. Morgan State (11/16/14)
15 (1st)	vs. Lipscomb (12/29/14)
15 (1st)	vs. Iowa State (3/22/08)
15 (1st)	vs. Davidson (11/9/07)
15 (2nd)	vs. Mercer (11/25/96)
15 (2nd)	vs. Pacific (12/19/89)

MOST FT MADE IN A HALF

29 (2nd)	vs. Clemson (1/26/02)
26 (2nd)	vs. NC State (1/8/93)
24 (2nd)	vs. Wake Forest (1/4/02)
24 (2nd)	vs. Rider (11/29/91)
23 (2nd)	vs. Dayton (11/25/16)
23 (1st)	vs. Alabama State (11/24/15)
23 (2nd)	vs. North Carolina (2/26/10)
23 (2nd)	vs. North Carolina (1/29/89)
23 (2nd)	vs. Virginia (1/21/89)

MOST FT ATT. IN A HALF

42 (2nd)	vs. Clemson (1/26/02)
35 (2nd)	vs. Coppin State (1/15/92)
34 (2nd)	vs. NC State (1/8/93)
33 (2nd)	vs. Wake Forest (1/4/02)
32 (2nd)	vs. North Carolina (1/29/89)

FEWEST POINTS SCORED IN HALF

12 (1st)	vs. Maryland (1/30/94)
13 (1st)	vs. Notre Dame (2/3/19)
13 (1st)	vs. NC State (2/10/05)
13 (1st)	vs. Duke (1/8/04)
14 (2nd)	vs. Houston (11/9/18)
14 (1st)	vs. Georgia (12/2/12)
15 (1st)	vs. Duke (1/21/11)
15 (2nd)	vs. North Carolina (1/18/07)
16 (1st)	vs. 13/13 Rutgers (11/25/11)
16 (1st)	vs. NC State (2/28/10)
16 (1st)	vs. North Carolina (1/18/07)
16 (2nd)	vs. Wake Forest (2/6/05)
16 (1st)	vs. Duke (2/7/04)
16 (2nd)	vs. Kansas State (11/17/02)
16 (1st)	vs. Duke (1/9/00)
17	Nine times

FEWEST FG MADE IN A HALF

3 (1st)	vs. 13/13 Rutgers (11/25/11)
3 (1st)	vs. Wake Forest (3/5/10)
3 (2nd)	vs. North Carolina (1/18/07)
4 (1st)	vs. Duke (1/25/09)
4 (2nd)	vs. Kansas State (11/17/02)
4 (2nd)	vs. Clemson (2/11/99)
5 (1st)	vs. Notre Dame (2/3/19)
5 (1st)	vs. Notre Dame (1/7/18)
5 (2nd)	vs. Duke (1/21/11)
5 (2nd)	vs. Oklahoma (3/24/09)
5 (1st)	vs. Florida State (2/27/05)
5 (1st)	vs. Duke (1/9/00)
5 (2nd)	vs. Maryland (1/30/94)
5 (1st)	vs. Duke (1/31/83)
5 (2nd)	vs. Mercer (2/3/82)
5 (2nd)	vs. Virginia (11/24/79)

RECORDS

FEWEST FG ATT. IN A HALF

14 (2nd)	vs. Duke (1/21/11)
14 (1st)	vs. NC State (1/8/93)
16 (2nd)	vs. Green Bay (1/26/11)
16 (1st)	vs. Duke (2/6/82)
17 (2nd)	at Syracuse (2/7/16)
17 (1st)	vs. Georgia Southern (2/24/81)
18 (1st)	vs. Houston (11/9/18)
18 (2nd)	at Virginia Tech (2/23/12)
19 (1st)	vs. Wake Forest (3/5/10)
19 (1st)	vs. Clemson (2/24/05)
19 (1st)	vs. NC State (2/10/05)
19 (1st)	vs. Duke (2/7/04)
19 (2nd)	vs. Wake Forest (1/9/94)
20	24 times

LOWEST FG PERCENTAGE IN A HALF

.130 (3-23) (1st)	vs. 13/13 Rutgers (11/25/11)
.130 (3-23) (2nd)	vs. N. Carolina (1/18/07)
.138 (4-29) (2nd)	vs. Kansas St. (11/17/02)
.147 (5-34) (1st)	vs. Notre Dame (2/3/19)
.156 (7-45) (1st)	vs. Maryland (1/13/05)
.158 (3-19) (1st)	vs. Wake Forest (3/5/10)
.167 (4-24) (2nd)	vs. Clemson (2/11/99)
.171 (6-35) (2nd)	vs. Clemson (2/19/04)
.172 (5-29) (2nd)	vs. Oklahoma (3/24/09)
.172 (5-29) (1st)	vs. Duke (1/9/00)
.176 (6-34) (2nd)	vs. NC State (1/27/13)
.182 (4-22) (1st)	vs. Duke (1/25/09)
.185 (5-27) (1st)	vs. Duke (1/31/83)
.189 (7-37) (2nd)	vs. Tulsa (12/12/04)
.189 (7-37) (2nd)	vs. Georgia (12/27/01)
.194 (6-31) (2nd)	vs. Virginia (2/8/92)

MOST POINTS SCORED

124	vs. Winthrop (12/31/90)
124	vs. Presbyterian (12/2/85)
116	vs. Converse (12/1/84)
115	vs. Rider (11/29/91)
114	vs. UTC (11/30/91)
114	vs. Rider (12/5/90)

MOST COMBINED POINTS SCORED - GAME

204	vs. Virginia (3/2/08)
204	vs. Alabama (12/29/92)
197	vs. Valdosta State (12/10/79)
196	vs. Iona (12/20/87)
194	vs. Georgia (12/13/94)
192	Two Times

MOST POINTS IN A LOSS

101	vs. Virginia (3/2/08)
101	vs. Alabama (12/29/92)
94	vs. Virginia (2/2/91)
92	vs. Furman (11/25/89)
90	vs. North Carolina (1/31/19)
89	vs. Houston (11/9/18)
87	vs. Maryland (1/15/04)
85	Three Times

MOST POINTS IN OVERTIME

20	vs. Wake Forest (1/31/13)
18	vs. Clemson (1/23/03)
17	vs. Houston (11/9/18)
15	vs. Miami (1/27/10)
14	vs. NC State (2/2/12)
14	vs. Florida State (1/31/96)
14	vs. Duke (1/29/93)
14	vs. Duke (1/28/89)
14	vs. Richmond (11/26/88)

FEWEST POINTS SCORED

31	vs. North Carolina (1/18/07)
32	vs. Duke (1/21/11)
34	vs. Duke (1/25/09)
38	vs. Notre Dame (1/2/17)
38	vs. NC State (1/12/80)
40	vs. Rutgers (11/25/11)
40	vs. Duke (1/31/83)
41	vs. Auburn (12/30/97)

41	vs. Clemson (2/11/99)
41	vs. Duke (2/7/04)

FEWEST POINTS ALLOWED

11	vs. Tennessee State (12/30/10)
27	vs. Washington (12/23/10)
27	vs. Winthrop (12/18/08)
28	vs. Savannah State (2/12/08)
30	vs. Maryland (2/5/96)
30	vs. Georgia State (11/19/04)
30	vs. Winthrop (11/13/09)
31	vs. Converse (12/1/84)

MOST FIELD GOALS MADE

58	vs. Presbyterian (12/2/85)
55	vs. Converse (12/1/84)
53	vs. Winthrop (12/30/90)
48	vs. Virginia (1/10/02)
48	vs. E. Washington (11/24/01)

MOST FIELD GOALS ATT.

118	vs. UNC-Asheville (1/20/79)
99	vs. Rider (12/5/90)
99	vs. Converse (12/1/84)
97	vs. Hofstra (12/4/92)
96	vs. Presbyterian (12/2/85)

FEWEST FIELD GOALS MADE

11	vs. Clemson (2/11/99)
11	vs. North Carolina (1/18/07)
12	vs. Rutgers (11/25/11)
12	vs. Duke (1/21/11)
13	vs. Notre Dame (1/28/16)
13	vs. Wake Forest (3/5/10)
13	vs. Duke (1/25/09)
13	vs. Duke (1/3/83)
13	vs. Duke (1/31/83)

FEWEST FG ATTEMPTED

40	vs. Clemson (2/1/09)
40	vs. Florida State (2/27/05)
42	vs. Duke (1/21/11)
42	vs. Miami (1/12/09)
42	vs. Clemson (1/26/02)
43	at Syracuse (2/7/16)
43	vs. Arizona (1/7/85)
43	vs. Miami (1/23/05)
44	Five times

HIGHEST FG PERCENTAGE

.638 (44-69)	vs. Fairfield (2/30/94)
.635 (40-64)	vs. Kennesaw State (11/22/11)
.628 (27-43)	vs. Arizona (1/7/85)
.620 (44-71)	vs. Mercer (12/28/10)
.616 (53-86)	vs. Winthrop (12/30/90)
.606 (43-71)	vs. Chattanooga (11/30/91)
.604 (58-96)	vs. Presbyterian (12/2/85)

LOWEST FG PERCENTAGE

.186 (11-59)	vs. North Carolina (1/18/07)
.214 (12-56)	vs. Rutgers (11/25/11)
.217 (18-83)	vs. Notre Dame (2/3/19)
.220 (13-59)	vs. Duke (1/31/83)
.224 (13-58)	vs. Notre Dame (1/28/16)
.234 (11-47)	vs. Clemson (2/11/99)
.236 (13-55)	vs. Duke (1/3/83)
.236 (17-51)	vs. Duke (3/7/14)
.241 (14-58)	vs. Notre Dame (1/2/17)
.243 (17-70)	vs. NC State (1/12/80)
.243 (17-70)	vs. Clemson (2/19/04)

MOST THREES MADE

14	vs. Appalachian State (12/11/16)
13	vs. USC Upstate (12/5/15)
13	vs. Western Carolina (11/10/13)
12	vs. Alabama (12/18/15)
12	vs. Mercer (11/10/06)
11	vs. Western Carolina (11/14/18)
11	vs. Loyola Chicago (11/14/14)

11	vs. Lipscomb (12/29/14)
11	vs. Mercer (11/26/96)
11	vs. Maryland (1/5/95)
10	17 times

FEWEST THREES MADE

0	55 times
---	----------

MOST THREES ATTEMPTED

36	vs. Clemson (2/19/04)
33	vs. Georgia State (12/3/16)
31	vs. Virginia (2/24/19)
31	vs. Pacific (12/19/89)
30	vs. Notre Dame (2/3/19)
30	vs. Alabama State (12/17/14)
29	vs. Duke (1/5/17)
29	vs. Alabama (12/18/15)
28	vs. Virginia (1/17/16)
28	vs. USC Upstate (12/5/15)
28	vs. Southeastern Louisiana (11/18/15)
28	vs. Iowa State (3/22/08)
28	vs. Michigan State (12/4/14)
28	vs. Virginia (1/10/13)
27	vs. NC State (2/12/15)
27	vs. Duke (2/1/18)

FEWEST THREES ATTEMPTED

0	vs. Marist (12/19/87)
0	vs. Mercer (2/14/94)
1	vs. Furman (2/17/93)
1	vs. Appalachian St. (1/1/96)
1	vs. Hofstra (12/21/00)

HIGHEST THREE-POINT FG PERCENTAGE

.889 (8-9)	vs. Virginia (1/21/89)
.833 (5-6)	vs. Clemson (3/8/92)
.833 (5-6)	vs. Auburn-Montgom. (2/13/89)
.800 (4-5)	vs. Virginia Tech (2/26/09)
.750 (3-4)	vs. UAB (11/17/05)

LOWEST THREE-POINT FG PERCENTAGE

.000	55 times
0-13	vs. Oklahoma State (11/15/09)
0-11	vs. Georgia (12/27/01)
0-10	vs. North Carolina (2/15/09)
0-9	vs. North Carolina (1/18/07)
0-8	vs. Florida State (2/17/00)
0-8	vs. Georgia (12/15/93)
0-8	vs. Wake Forest (1/10/93)
0-7	Seven Times

MOST FREE THROWS MADE

38	vs. Rider (11/29/91)
36	vs. Clemson (11/26/02)
36	vs. Hawaii (3/28/92)
35	vs. Portland State (12/17/13)
34	vs. Alabama State (11/24/15)
34	vs. NC State (1/8/93)
33	vs. North Carolina (1/28/89)

FEWEST FT MADE

1	vs. Duke (2/5/98)
2	vs. Mercer (12/7/16)
2	vs. Ohio State (3/21/11)
2	vs. Georgia (12/6/09)
2	vs. Virginia (2/11/87)
2	vs. St. Mary's (12/21/96)
2	vs. Maryland (2/19/97)
3	Five Times

MOST FT ATTEMPTED

51	vs. Alabama State (11/24/15)
50	vs. Clemson (11/26/02)
50	vs. Rider (11/29/91)
47	vs. Coppin St. (1/13/92)
46	vs. North Carolina (1/28/89)
45	vs. Portland State (12/17/13)
44	Five Times

RECORDS

FEWEST FT ATTEMPTED

2	vs. Mercer (12/7/16)
2	vs. Maryland (2/19/97)
2	vs. Ohio State (3/21/11)
3	vs. Duke (2/5/98)
5	vs. Georgia (12/6/09)
5	vs. St. Mary's (12/21/96)
5	vs. Minnesota (11/30/14)
6	Six Times

HIGHEST FT PERCENTAGE

1.000 (14-14)	vs. Virginia (1/25/15)
1.000 (11-11)	vs. Virginia (1/13/11)
.952 (20-21)	vs. NC State (2/10/05)
.947 (18-19)	vs. Wake Forest (2/26/98)
.944 (17-18)	vs. Appalachian St. (11/14/06)
.941 (16-17)	vs. Kennesaw St. (12/6/06)
.938 (15-16)	vs. Clemson (1/7/06)
.933 (14-15)	vs. Samford (12/13/15)
.929 (13-14)	Five Times

LOWEST FT PERCENTAGE

.270 (4-15)	vs. Georgia State (2/9/84)
.286 (2-7)	vs. Virginia (2/11/87)
.300 (3-10)	vs. Virginia (3/7/08)
.304 (7-23)	vs. Boston College (1/12/17)
.333 (4-12)	vs. Florida State (3/3/19)
.333 (5-15)	vs. Virginia Tech (1/25/18)
.333 (7-21)	vs. Georgia State (11/21/17)
.333 (6-18)	vs. SIU-Edwardsville (12/19/11)
.333 (4-12)	vs. Southern (12/2/01)
.348 (8-23)	vs. Virginia (1/10/05)

MOST REBOUNDS

99	vs. Bryan (1/21/78)
77	vs. Hofstra (12/4/92)
76	vs. Rider College (12/5/90)
70	vs. Coppin St. (1/15/92)
68	vs. Southeastern Louisiana (11/18/15)
67	vs. USC Upstate (12/6/07)
66	vs. Furman (1/14/80)

HIGHEST REBOUNDING MARGIN

36	vs. St. Francis (Pa.) (12/29/00)
34	vs. Florida Gulf Coast (11/21/09)
33	vs. Wagner (12/19/00)
32	vs. Southeastern Louisiana (11/18/15)
31	vs. USC Upstate (12/7/07)
31	vs. Hofstra (12/4/92)
30	vs. Wofford (12/30/18)
30	vs. Kennesaw State (12/18/09)
30	vs. Morris Brown (2/23/02)
30	vs. Converse (12/1/84)

MOST ASSISTS

33	vs. Virginia (1/10/02)
32	vs. UNC-Wilmington (11/23/90)
31	vs. Chattanooga (11/30/91)
31	vs. Winthrop (12/30/90)
29	vs. Boston College (2/28/91)
29	vs. Presbyterian (12/2/85)

MOST BLOCKED SHOTS

13	vs. Chattanooga (12/2/86)
12	vs. Coppin State (1/15/92)
12	vs. East Tennessee St. (11/24/90)
12	vs. Clemson (1/18/89)
11	vs. Michigan (4/1/17)
11	vs. Wake Forest (1/29/04)

MOST STEALS

27	vs. Miss. Valley State (11/22/08)
27	vs. Georgia State (12/14/93)
27	vs. Marquette (11/18/12)
26	vs. Virginia Tech (2/29/08)
24	vs. Georgia State (11/23/99)
23	Four Times
22	Six Times

MOST TURNOVERS

45	vs. Clemson (1/31/81)
42	vs. Valdosta State (12/10/79)
40	vs. Houston (11/9/18)
39	vs. Virginia (11/24/85)
39	vs. Virginia (2/18/84)
38	vs. Georgia (12/2/83)
38	vs. Valdosta State (1/18/80)

FEWEST TURNOVERS

6	vs. Davidson (12/2/03)
6	vs. Wake Forest (1/19/97)
6	vs. Georgia Southern (1/31/81)
7	Five Times

MOST FOULS

37	vs. Florida State (1/31/96)
35	vs. Virginia (3/2/08)
34	vs. Maryland (1/20/08)
34	vs. Georgia (11/24/13)
33	vs. Wake Forest (2/21/92)
32	vs. Dayton (11/25/16)
32	vs. Loyola Chicago (11/14/14)
32	vs. American (11/15/98)
32	vs. Furman (1/14/80)
32	vs. Miami (1/17/13)
32	vs. Maryland (1/19/14)

FEWEST FOULS

5	vs. Georgia (12/3/04)
6	vs. St. Francis (N.Y.) (12/29/98)
7	vs. Central Arkansas (12/14/14)
7	vs. Boston College (1/17/10)
8	vs. Washington State (3/29/17)
8	vs. Maryland (1/18/90)
8	vs. Florida State (1/21/97)
8	vs. Charleston Southern (1/29/02)

TECH IN OVERTIME

DATE	H/A	W/L	RESULT
11/25/78	a	W	GT 69, Vanderbilt 67
1/20/79	h	L	UNC Asheville 102, GT 95 (30T)
1/26/80	a	L	Albany State 89, GT 84
12/16/83	h	L	West Virginia 86, GT 78
2/5/84	a	L	East Carolina 61, GT 61
1/9/85	h	L	Clemson 84, GT 81
2/7/85	a	W	GT 69, Georgia State 68
2/22/86	h	L	North Carolina 92, GT 81
1/6/87	h	W	GT 81, #13 Maryland 80
1/15/88	a	L	Duke 77, GT 71
11/26/88	h	W	GT 84, Richmond 80 (20T)
1/28/89	a	W	GT 97, Duke 94
12/29/92	n	L	Alabama 103, GT 101
1/29/93	a	W	GT 86, Duke 80
1/31/92	a	L	North Carolina 72, GT 68
2/19/93	h	W	GT 92, NC State 89 (20T)
2/24/93	a	W	GT 68, Chattanooga 67
12/1/93	h	L	Minnesota 77, GT 73
1/31/96	a	L	Florida State 90, GT 85 (30T)
12/3/96	a	W	GT 88, Appalachian St. 80
12/24/97	a	W	GT 70, Mercer 65
12/29/97	h	W	GT 69, St. Mary's 60
12/29/99	h	W	GT 95, Western Michigan 89
3/16/00	h	W	GT 76, Southern Miss 71
2/14/02	a	L	Maryland 81, GT 70
1/23/03	h	W	GT 89, Clemson 78
1/29/04	h	L	Wake Forest 57, GT 55
2/26/06	a	L	Miami 90, GT 85 (20T)
1/20/08	a	L	Maryland 99, GT 95 (20T)
3/2/08	a	L	Virginia 103, GT 101 (20T)
1/8/09	h	L	Boston College 65, GT 64
2/26/09	a	W	GT 73, Virginia Tech 68
1/27/10	h	W	GT 80, Miami 73
1/30/11	a	L	#16 Miami 84, GT 74
11/26/11	n	L	Green Bay 67, GT 62
2/2/12	h	W	GT 75, NC State 68
11/23/12	n	L	Syracuse, 75, GT 72
1/31/13	h	W	GT 89, Wake Forest 82
1/30/14	h	L	Clemson 80, GT 79
12/4/14	a	L	Michigan State 79, GT 73

1/18/15	h	L	Pitt 75, GT 72
1/22/17	a	L	Wake Forest 70, GT 65
2/2/17	a	L	Virginia 65, GT 64
2/9/17	h	L	NC State 75, GT 67
4/1/17	n	L	Michigan 89, GT 79
1/9/18	a	L	Houston 95, GT 89 (20T)

TECH SINGLE SEASON RECORDS

MOST POINTS SCORED

2,551	1991-92 (33 games)
2,549	2013-14 (32 games)
2,542	2016-17 (37 games)
2,483	2011-12 (35 games)
2,442	2014-15 (34 games)
2,359	1990-91 (28 games)
2,314	2010-11 (35 games)
2,294	2017-18 (34 games)
2,275	2015-16 (33 games)
2,269	1989-90 (30 games)
2,251	2007-08 (32 games)
2,182	2006-07 (33 games)
2,172	2009-10 (33 games)

FEWEST POINTS SCORED

1,479	1981-82
1,571	2004-05
1,695	1979-80
1,739	1993-94
1,780	1997-98

FEWEST POINTS ALLOWED

1,209	1976-77
1,566	2004-05
1,641	1977-78
1,666	1978-79
1,671	1981-82

HIGHEST SCORING AVERAGE

84.3	1990-91
79.7	2013-14
79.6	1978-79
78.7	1992-93
77.3	1991-92
75.9	1988-89

LOWEST SCORING AVERAGE

58.2	2004-05
59.2	1981-82
63.2	2003-04
63.6	1998-99
64.4	1993-94

MOST FG MADE

964	1991-92
938	2011-12
936	2013-14
924	2016-17
902	1977-78
893	1990-91
880	2014-15
873	2010-11
854	1989-90
853	2017-18
828	1992-93

MOST FG ATTEMPTED

2,306	2016-17
2,230	1977-78
2,193	2013-14
2,186	1978-79
2,136	2014-15
2,128	2011-12
2,120	1991-92
2,087	2017-18
2,064	2010-11
2,011	2006-07
2,007	2012-13

RECORDS

FEWEST FG MADE

556	2004-05
577	1981-82
671	1982-83
676	2003-04
678	1979-80

FEWEST FG ATTEMPTED

1,439	1981-82
1,541	2004-05
1,612	1982-83
1,618	1996-97
1,646	1997-98

HIGHEST FIELD GOAL PERCENTAGE

.471 (893-1896)	1990-91
.459 (806-1757)	1985-86
.455 (964-2120)	1991-92
.451 (825-1828)	1987-88
.444 (733-1648)	1984-85

LOWEST FIELD GOAL PERCENTAGE

.361	2004-05
.382	2012-13
.382	1993-94
.386	1997-98
.388	2018-19
.392	2005-06
.394	1979-80

MOST 3-POINT FG MADE

202	2014-15
196	2016-17
188	2015-16
174	2013-14
165	2018-19
160	2007-08
157	2006-07
152	2010-11
150	2011-12
137	2012-13
133	2017-18
131	1999-00

FEWEST 3-POINT FG MADE

4	1986-87
41	1993-94
43	1995-96
64	2000-01
68	2001-02

MOST 3-POINT FG ATTEMPTED

651	2014-15
612	2016-17
559	2015-16
555	2013-14
545	2018-19
503	2007-08
473	2012-13
472	2006-07
468	2010-11
446	2011-12
437	2017-18
417	2008-09

FEWEST 3-POINT FG ATTEMPTED

17	1986-87
166	1995-96
181	1993-94
225	1992-93
249	2001-02

HIGHEST 3-POINT FG PERCENTAGE

.381 (109-286)	1988-89
.369 (125-339)	1998-99
.367 (106-289)	1987-88
.362 (102-282)	1990-91
.361 (119-330)	1996-97

LOWEST 3-POINT FG PERCENTAGE

.227	1993-94
.235	1986-87
.258	2009-10
.259	1995-96
.273	2001-02

MOST FREE THROWS MADE

526	1991-92
519	2009-10
503	2013-14
498	2016-17
480	2014-15
475	2015-16
471	1990-91
469	2008-09
466	2000-01
466	1982-83

FEWEST FREE THROWS MADE

325	1981-82
330	1993-94
339	2018-19
339	1979-80
341	1987-88
356	2004-05

MOST FREE THROWS ATTEMPTED

808	2016-17
751	2013-14
730	2009-10
725	1991-92
715	1982-83
702	2017-18
697	1999-00
687	2007-08

FEWEST FREE THROWS ATTEMPTED

479	1981-82
490	1987-88
495	2018-19
499	2004-05
527	1993-94
534	1985-86

HIGHEST FREE THROW PERCENTAGE

.743 (475-639)	2015-16
.735 (421-573)	2006-07
.729 (452-620)	1989-90
.729 (480-658)	2014-15
.726 (526-725)	1991-92
.713 (356-499)	2004-05
.711 (519-730)	2009-10

LOWEST FREE THROW PERCENTAGE

.616 (498-808)	2016-17
.619 (357-577)	1983-84
.624 (339-543)	1979-80
.626 (330-527)	1993-94
.636 (443-697)	1999-00
.639 (359-562)	2012-13
.648 (407-628)	2001-02
.648 (455-702)	2017-18

MOST REBOUNDS

1,581	1976-77
1,494	2016-17
1,475	1977-78
1,431	2014-15
1,409	2013-14
1,375	2011-12
1,369	2010-11
1,355	2009-10
1,343	2017-18
1,339	1991-92

HIGHEST REBOUNDING AVERAGE

60.6	1978-79
58.5	1976-77

54.6	1977-78
45.4	1986-87
44.0	2013-14
43.8	1992-93

MOST ASSISTS

556	2011-12
529	1990-91
521	1989-90
514	1991-92
510	2010-11
487	2009-10
467	1987-88

MOST BLOCKED SHOTS

132	2017-18
131	2018-19
129	2011-12
129	2014-15
125	2016-17
124	1986-87
123	2002-03
117	2013-14
115	1987-88
111	2003-04
110	2005-06

MOST STEALS

456	2007-08
434	2008-09
406	2010-11
389	2011-12
382	2006-07
362	2017-18
351	2009-10
348	1991-92

MOST FOULS

784	2016-17
711	2013-14
651	2017-18
642	2015-16
641	1991-92
630	2012-13
609	2011-12
609	2008-09
591	2000-01
593	2014-15
589	2006-07

FEWEST FOULS

400	1996-97
435	2004-05
445	1995-96
458	1981-82
468	1998-99

MOST GAMES PLAYED

37	2016-17
35	2011-12
35	2010-11
34	2014-15
34	2017-18
33	2015-16
33	2009-10
33	2006-07
33	1991-92
32	2008-09
32	2007-08
32	2013-14
31	2002-03
31	1999-00

MOST WINS

26	2011-12
24	2010-11
23	2009-10
23	1977-78 (DIII)
22	2016-17

RECORDS

22	2008-09
22	2007-08
21	2006-07
20	2015-16
20	2002-03
20	1991-92
20	2013-14
20	2017-18

FEWEST WINS

2	1975-76
2	1979-80
6	1974-75
8	1980-81
9	1981-82
9	1983-84

MOST LOSSES

24	1975-76
19	1983-84
19	1982-83
19	1980-81
17	1997-98
17	1989-90

FEWEST LOSSES

4	1977-78
8	1976-77
8	1978-79
9	2011-12
10	2007-08
10	2008-09
11	2010-11
11	1992-93
11	2002-03

HIGHEST WINNING PERCENTAGE

.852 (23-4)	1977-78 (DIII)
.743 (26-9)	2011-12
.697 (23-10)	2009-10
.688 (22-10)	2008-09
.688 (22-10)	2007-08
.686 (24-11)	2010-11
.645 (20-11)	2002-03

INDIVIDUAL GAME RECORDS

MOST POINTS SCORED

43	Marielle Walker vs. Iona (12/20/87)
41	Kisha Ford vs. East Tenn. St (2/9/94)
40	Niesha Butler vs. Florida State (1/2/99)
37	Tyaunna Marshall vs. Miami (2/24/13)
36	Stephanie Higgs vs. Northwestern (12/18/06)
36	Dolores Bootz vs. Coastal Carolina (2/22/88)
35	6 times

MOST FIELD GOALS MADE

18	Tyaunna Marshall vs. Miami (2/24/13)
17	Marielle Walker vs. Iona (12/20/87)
16	Kisha Ford vs. ETSU (2/9/94)
15	Fallon Stokes vs. Maryland (2/14/02)
15	Dolores Bootz vs. Coastal Car. (2/22/88)
15	Dolores Bootz vs. Maryland (1/3/88)
15	Dolores Bootz vs. Fordham (12/6/87)

MOST FIELD GOALS ATTEMPTED

32	Ida Neal vs. Tennessee (2/15/89)
30	Kaela Davis vs. Pitt (1/18/15)
30	Tyaunna Marshall vs. Miami (2/24/13)
30	Marielle Walker vs. Iona (12/20/87)
30	Jennifer Hendershott vs. UNCA (1/20/79)
29	Kaela Davis vs. Virginia (1/25/15)
28	Kaela Davis vs. LA Tech (12/30/14)
28	Niesha Butler vs. North Carolina (2/27/99)
28	Kisha Ford vs. ETSU (2/9/94)

MOST 3-POINT FIELD GOALS MADE

8	Sydney Wallace vs. Baylor (3/24/12)
8	Danielle Donehew vs. UNC (1/13/00)

8	Danielle Donehew vs. Samford (11/27/98)
7	Kaela Davis vs. Alabama A&M (12/7/13)
7	Chioma Nnamaka vs. Virginia Tech (2/29/08)
7	Megan Isom vs. Fordham (12/21/02)
7	Danielle Donehew vs. Monmouth (12/19/99)
7	Danielle Donehew vs. FSU (1/31/99)
7	Danielle Donehew vs. UNC (1/24/99)
7	Danielle Donehew vs. Charleston So. (11/28/97)

MOST 3-POINT FIELD GOALS ATTEMPTED

20	Karen Lounsbury vs. Pacific (12/9/89)
17	Megan Isom vs. Clemson (1/23/03)
16	Alex Montgomery vs. UNC (1/6/10)
16	Danielle Donehew vs. Monmouth (12/19/99)
15	Sydney Wallace at Virginia (2/3/13)
15	Alex Montgomery vs. Miami (1/27/10)
14	Eight Times

HIGHEST 3-POINT FIELD GOAL PERCENTAGE

(Minimum four field goals)

1.000 (4-4)	Chioma Nnamaka vs. FSU (1/6/05)
1.000 (4-4)	Metra Walthour vs. Missouri (11/27/10)
1.000 (4-4)	Alex Montgomery at Wash. (12/23/10)
1.000 (4-4)	Frida Fogdemark vs. BC (2/19/12)

MOST FREE THROWS MADE

17	Milli Martinez vs. Clemson (1/26/02)
17	Joyce Pierce vs. Hawaii (3/28/92)
15	Ida Neal vs. North Carolina (1/29/89)
14	Jaime Kruppa vs. Hofstra (11/27/99)
14	Niesha Butler vs. Florida State (1/2/99)
14	Joyce Pierce vs. Duke (1/29/95)

MOST FREE THROWS ATTEMPTED

20	Niesha Butler vs. North Carolina (12/3/98)
20	Joyce Pierce vs. Clemson (1/26/93)
19	Milli Martinez vs. Clemson (1/26/02)
19	Ida Neal vs. North Carolina (1/29/89)
17	Jaime Kruppa vs. Hofstra (11/27/99)
17	Niesha Butler vs. Florida State (1/2/99)
17	Joyce Pierce vs. Hawaii (3/28/92)
17	LeeAnn Woodhull vs. Valdosta (2/21/81)

BEST FREE THROW PERCENTAGE

1.000 (17-17)	Joyce Pierce vs. Hawaii (3/28/92)
1.000 (11-11)	Aaliyah Whiteside vs. High Point (11/27/15)
1.000 (11-11)	Irene Gari vs. Southeastern Louisiana (11/18/15)
1.000 (11-11)	Stephanie Higgs vs. Clemson (1/7/07)
1.000 (10-10)	Brittany Jackson vs. NC State (1/27/13)
1.000 (10-10)	Brigitte Ardossi vs. UNC (2/26/10)
1.000 (10-10)	Mallorie Winn vs. Maryland (1/18/04)
1.000 (10-10)	Alex Stewart vs. St. John's (12/30/02)
1.000 (10-10)	Betsy Foy vs. NC State (2/1/98)

MOST REBOUNDS

29	Bonnie Tate vs. Georgia Baptist (11/30/76)
23	Dolores Bootz vs. Fordham (12/6/87)
21	Kisha Ford vs. Mercer (11/26/96)
21	LeeAnn Woodhull vs. Wake Forest (2/10/81)
20	Dolores Bootz vs. Auburn-Mont. (12/30/86)

MOST ASSISTS

17	Nina Bärfin vs. Virginia (1/10/02)
16	Anita Malone vs. North Carolina (2/22/86)
15	Tiffany Martin vs. Alaska Anch. (12/20/94)
15	Carmen Davis vs. Maryland (1/18/90)
14	Tiffany Martin vs. Maryland (1/5/95)

MOST STEALS

14	Jill Ingram vs. Virginia Tech (2/29/08)
11	Jacqua Williams vs. North Carolina (1/5/08)
11	Bonnie Tate vs. Spelman (2/15/77)
10	Dawnn Maye vs. Marquette (11/18/12)
9	Tiffany Martin vs. W. Carolina (12/28/95)
8	Nine Times

MOST BLOCKED SHOTS

9	Allison Echols vs. ETSU (11/24/90)
9	Allison Echols vs. Clemson (1/18/89)

8	Dolores Bootz vs. Southern (12/14/87)
7	Dolores Bootz vs. Maryland (1/14/85)
7	Kasha Terry vs. Duke (1/18/04)

30+ POINT GAMES

43	Marielle Walker vs. Iona, 12/20/87
41	Kisha Ford vs. E. Tennessee State, 2/9/94
40	Niesha Butler vs. Florida State, 1/2/99
37	Tyaunna Marshall vs. Miami, 2/24/13
36	Stephanie Higgs vs. Northwestern, 12/18/06
36	Dolores Bootz vs. Coastal Car., 2/22/88
35	Elizabeth Balogun at North Carolina, 1/31/19
35	Kaela Davis vs. LA Tech, 12/30/14
35	Kisha Ford vs. Manhattan, 12/30/96
35	Carla Munnion vs. Chattanooga, 12/13/95
35	Joyce Pierce vs. Mercer, 2/19/91
35	Ida Neal vs. Tennessee, 2/15/89
34	Fallon Stokes vs. North Carolina, 1/2/03
34	Kenya Williams vs. Davidson, 11/21/98
34	Carla Munnion vs. Manhattan, 12/3/95
34	Karen Lounsbury vs. Chattanooga, 12/31/89
34	Karen Lounsbury vs. Mercer, 1/25/89
34	Karen Lounsbury vs. Maine, 12/18/88
34	Marielle Walker vs. NC State, 1/9/88
33	Kaela Davis vs. Alabama State, 12/17/14
33	Sonja Mallory vs. Miami (Ohio), 11/30/02
33	Sonja Mallory vs. Morris Brown, 2/23/02
33	Kisha Ford vs. Georgia State, 2/13/95
33	Karen Lounsbury vs. Tenn. St., 11/24/89
32	Tyaunna Marshall vs. UNC, 2/6/14
32	Sydney Wallace vs. Baylor, 3/24/12
32	Fallon Stokes vs. Clemson, 2/14/02
32	Kisha Ford vs. Duke, 1/27/97
32	Kisha Ford vs. New Hampshire, 12/2/95
32	Dolores Bootz vs. North Carolina, 1/17/88
32	Dolores Bootz vs. Fordham, 12/6/87
32	LeeAnn Woodhull vs. North Carolina, 3/4/83
32	LeeAnn Woodhull vs. Georgia, 1/16/80
31	Aaliyah Whiteside at Clemson, 1/24/16)
31	Aaliyah Whiteside at NC State, 1/7/16)
31	Kaela Davis vs. Virginia, 1/25/15
31	Kaela Davis vs. Pitt, 1/18/15
31	Kaela Davis vs. Clemson, 1/30/14
31	Kisha Ford vs. Wake Forest, 2/16/97
31	Joyce Pierce vs. Hawaii, 3/28/92
31	Dolores Bootz vs. Iona, 12/20/87
31	Ida Neal vs. Duke, 1/30/87
30	Elizabeth Balogun vs. Seton Hall, 12/20/18
30	Tyaunna Marshall vs. Virginia Tech, 1/23/14
30	Chioma Nnamaka vs. Florida State, 1/6/05
30	Stephanie Higgs vs. Samford, 12/21/04
30	Carla Munnion vs. Mercer, 2/22/95
30	Joyce Pierce vs. Clemson, 1/26/93
30	Joyce Pierce vs. Duke, 1/29/93
30	Karen Lounsbury vs. NC State, 2/18/89
30	Ida Neal vs. North Carolina, 1/31/89
30	Karen Lounsbury vs. Virginia, 1/21/89
30	Dolores Bootz vs. Maryland, 1/3/88
30	Hea Ju Moon vs. UAB, 11/27/87
30	Dolores Bootz vs. Marshall, 1/4/86
30	Kristy Sampson vs. Atl. Christian, 2/21/76

20-POINT, 20-REBOUND GAMES

Kisha Ford	21 pts., 21 reb. vs. Mercer (11/26/96)
Dolores Bootz	32 pts., 23 reb. vs. Fordham (12/6/87)
Dolores Bootz	27 pts., 20 reb. vs. Auburn-Mont. (12/30/86)
LeeAnn Woodhull	23 pts., 21 reb. vs. Wake Forest (2/10/81)

TRIPLE-DOUBLES

Milli Martinez	12 pts., 10 reb., 10 ast. vs. Morris Brown, 2/23/02
Alex Stewart	11 pts., 10 reb., 11 ast. vs. Charleston So., 1/30/01
Kisha Ford	33 pts., 13 reb., 10 ast. vs. Georgia St., 2/13/95

RECORDS

INDIVIDUAL SEASON RECORDS

MOST POINTS SCORED

652	Kaela Davis (2014-15)
644	Aaliyah Whiteside (2015-16)
609	Tyaunna Marshall (2013-14)
596	Joyce Pierce (1991-92)
594	Kaela Davis (2013-14)
556	Dolores Bootz (1987-88)
549	Kisha Ford (1996-97)
542	Tyaunna Marshall (2012-13)
539	Karen Lounsbury (1988-89)

HIGHEST SCORING AVERAGE

20.6	Dolores Bootz (1987-88)
20.3	Kisha Ford (1995-96)
19.6	Tyaunna Marshall (2013-14)
19.5	Aaliyah Whiteside (2015-16)
19.3	Karen Lounsbury (1988-89)
19.3	Joyce Pierce (1988-89)
19.3	Niesha Butler (1998-99)

MOST FIELD GOALS MADE

244	Tyaunna Marshall (2013-14)
238	Dolores Bootz (1987-88)
235	Kaela Davis (2014-15)
228	Tyaunna Marshall (2012-13)
221	Kisha Ford (1996-97)
218	Joyce Pierce (1991-92)
212	Dolores Bootz (1987-88)
205	Tyaunna Marshall (2011-12)
201	Tyaunna Marshall (2010-11)

MOST FIELD GOALS ATTEMPTED

645	Kaela Davis (2014-15)
513	Tyaunna Marshall (2013-14)
513	Kaela Davis (2013-14)
509	Aaliyah Whiteside (2015-16)
507	Tyaunna Marshall (2012-13)
468	Fallon Stokes (2002-03)
464	Fallon Stokes (2003-04)
460	Tyaunna Marshall (2011-12)

HIGHEST FIELD GOAL PERCENTAGE

.610 (180-295)	Dolores Bootz (1985-86)
.609 (238-391)	Dolores Bootz (1987-88)
.605 (101-167)	LeeAnn Woodhull (1980-81)
.596 (130-218)	Roddreka Rogers (2014-15)
.585 (100-171)	Dolores Bootz (1984-85)
.568 (166-292)	Kenya Williams (1998-99)

MOST THREE-POINT FIELD GOALS MADE

86	Danielle Donehew (1998-99)
85	Kaela Davis (2013-14)
81	Chioma Nnamaka (2006-07)
79	Francesca Pan (2017-18)
74	Alex Montgomery (2010-11)
73	Danielle Donehew (1999-00)
72	Alex Montgomery (2008-09)

MOST 3-POINT FIELD GOALS ATTEMPTED

246	Kaela Davis (2013-14)
242	Francesca Pan (2017-18)
235	Kaela Davis (2014-15)
223	Chioma Nnamaka (2006-07)
217	Danielle Donehew (1999-00)
210	Danielle Donehew (1998-99)
209	Alex Montgomery (2010-11)

HIGHEST 3-POINT FIELD GOAL PERCENTAGE

.460 (23-50)	Devony Caldwell (1991-92)
.433 (13-30)	Sheila Wagner (1989-90)
.432 (48-111)	Danielle Donehew (1996-97)
.412 (14-34)	Stephanie Higgs (2003-04)
.401 (71-177)	Karen Lounsbury (1988-89)
.401 (86-210)	Danielle Donehew (1998-99)

MOST FREE THROWS MADE

216	Aaliyah Whiteside (2015-16)
155	Joyce Pierce (1991-92)
146	Stephanie Higgs (2006-07)
145	Ida Neal (1988-89)
139	Aaliyah Whiteside (2014-15)
138	Joyce Pierce (1992-93)
137	Joyce Pierce (1990-91)

MOST FREE THROWS ATTEMPTED

253	Aaliyah Whiteside (2015-16)
196	Sonja Mallory (2002-03)
191	Joyce Pierce (1991-92)
191	Niesha Butler (1998-99)
190	Ida Neal (1988-89)
183	Stephanie Higgs (2006-07)

BEST FREE THROW PERCENTAGE

.864 (76-88)	Betsy Foy (1997-98)
.858 (91-106)	Karen Lounsbury (1989-90)
.854 (216-253)	Aaliyah Whiteside (2015-16)
.851 (103-121)	Alex Stewart (2002-03)
.841 (138-164)	Joyce Pierce (1992-93)
.836 (56-67)	Janie Mitchell (2005-06)

MOST REBOUNDS

420	Bonnie Tate (1976-77)
335	Roddreka Rogers (2014-15)
333	Bonnie Tate (1977-78)
310	Dolores Bootz (1985-86)
300	Alex Montgomery (2010-11)
298	Joyce Pierce (1991-92)

HIGHEST REBOUNDING AVERAGE

16.2	Bonnie Tate (1976-77)
13.9	Bonnie Tate (1977-78)
11.6	Dolores Bootz (1985-86)
11.5	Dolores Bootz (1985-86)
11.4	Bonnie Tate (1978-79)

MOST ASSISTS

220	Tiffany Martin (1995)
199	Ida Neal (1988-89)
173	Carmen Davis (1989-90)
172	Alex Stewart (2002-03)
165	Alex Stewart (2003-04)

HIGHEST ASSIST AVERAGE

7.9	Nina Bärlin (2001-02)
7.3	Tiffany Martin (1994-95)
7.1	Ida Neal (1988-89)
5.8	Carmen Davis (1989-90)
5.7	Alex Stewart (2003-04)

MOST STEALS

118	Jacqua Williams (2007-08)
109	Jacqua Williams (2008-09)
101	Jill Ingram (2007-08)
95	Jacqua Williams (2006-07)
92	Kisha Ford (1993-94)
92	Imani Tilford (2016-17)

MOST BLOCKED SHOTS

80	Dolores Bootz (1987-88)
70	Kasha Terry (2003-04)
68	Dolores Bootz (1985-86)
65	Joannah Kauffman (1997-98)
58	Sonja Mallory (2001-02)

MOST GAMES PLAYED

37	Six players (2016-17)
35	Four players (2011-12)
35	Four players (2010-11)
34	Seven players (2010-11, 2014-15)
34	Five players (2017-18)
33	Four players (2015-16)
33	Five players (2006-07)
33	Six players (1991-92)

MOST DOUBLE-DOUBLES

17	Dolores Bootz (1986-87)
17	Dolores Bootz (1985-86)
14	Joyce Pierce (1991-92)
12	Roddreka Rogers (2014-15)
12	Dolores Bootz (1987-88)
12	LeeAnn Woodhull (1979-80)
12	Joyce Pierce (1990-91)
12	Alex Montgomery (2010-11)

OPPONENT GAME RECORDS

MOST POINTS IN A HALF

65	by Valdosta State (12/10/79)
60	by Georgia (12/13/94)
58	by Florida State (2/5/01)
58	by Maryland (2/6/89)
58	by Tennessee (2/2/87)

MOST FIELD GOALS MADE IN A HALF

29	by Valdosta State (12/10/79)
26	by Clemson (2/11/85)
24	by NC State (1/28/99)
24	by Duke (2/27/98)
24	by Georgia (12/13/94)
24	by Maryland (3/5/88)

MOST FIELD GOALS ATTEMPTED IN A HALF

62	by Richmond (11/26/88)
54	by UAB (11/27/87)
54	by NC State (2/13/84)
53	by Albany State (1/28/81)
53	by Valdosta State (12/10/79)

HIGHEST FIELD GOAL PERCENTAGE IN A HALF

.778 (17-22)	by Vanderbilt (1/9/82)
.762 (16-21)	by North Carolina (12/22/05)
.758 (22-29)	by Maryland (12/15/82)
.731 (19-26)	by Clemson (2/22/98)
.731 (19-26)	by Duke (1/27/97)

MOST 3-POINT FIELD GOALS MADE IN A HALF

9	by North Carolina (2/16/17)
9	by North Carolina (1/31/19)
8	by Duke (1/27/97)
8	by Duke (1/27/05)
8	by NC State (1/26/14)
8	by Princeton (11/19/17)
7	by Boston College (1/3/19)
7	by Green Bay (11/28/14)
7	by Villanova (11/29/14)
7	by Villanova (11/29/14)
7	by Miami (2/21/10)
7	by Iowa State (3/22/08)
7	by Miami (1/13/08)
7	by Charleston Southern (1/30/01)
7	by Virginia (1/30/98)
7	by Duke (2/7/04)
7	by North Carolina (1/13/13)

MOST 3-POINT FIELD GOALS ATTEMPTED IN A HALF

23	by Syracuse (1/15/17)
23	by Villanova (11/29/14)
22	by Syracuse (1/20/19)
20	by Virginia Tech (2/17/19)
20	by Syracuse (1/20/19)
19	by Villanova (11/29/14)
19	by Virginia (1/21/89)
18	by Syracuse (1/15/17)
18	by UAB (11/27/87)
18	by Lipscomb (12/29/14)
18	by Syracuse (2/8/15)
17	by George Washington (11/22/18)
17	by North Carolina (1/31/19)
17	by Princeton (12/29/16)
17	by St. Francis Brooklyn (12/20/14)
17	by Alabama State (11/11/11)
17	by Charlotte (11/15/02)
17	by Charleston Southern (11/28/97)
17	by Alabama (12/29/92)

RECORDS

17 by Washington (12/21/12)

MOST FREE THROWS MADE IN A HALF

28 by Duke (1/26/91)
27 by Dayton (12/21/18)
23 by Maryland (1/26/06)
23 by Georgia (12/27/01)
22 by Tennessee (2/2/87)
22 by Syracuse (1/4/18)
21 by Davidson (12/3/97)
21 by Georgia (12/15/93)
21 by FIU (12/30/12)

MOST FREE THROWS ATTEMPTED IN A HALF

36 by Duke (1/26/91)
33 by Dayton (12/21/18)
30 by Maryland (1/26/06)
28 by Georgia State (11/23/99)
28 by Georgia (12/15/93)
28 by Campbell (12/20/90)

MOST POINTS SCORED

113 by Georgia (12/13/94)
113 by Valdosta State (12/10/79)
111 by Morris Brown (1/23/93)
107 by Virginia (1/23/93)
106 by Maryland (2/6/89)

MOST FIELD GOALS MADE

47 by Valdosta State (12/10/79)
46 by Maryland (3/5/88)
46 by North Carolina (1/6/83)
45 by Maryland (2/6/89)
43 by Georgia (12/13/94)
43 by NC State (2/7/86)

MOST FIELD GOALS ATTEMPTED

98 by Richmond (11/26/88)
96 by Valdosta State (12/10/79)
95 by Albany State (1/3/80)
94 by Albany State (1/14/81)
93 by Virginia (1/24/85)

HIGHEST FIELD GOAL PERCENTAGE

.660 (33-50) by Duke (1/27/97)
.638 (37-58) by Miami (3/2/17)
.638 (37-58) by Miami (3/2/17)
.636 (42-66) by Virginia (1/23/93)
.630 (46-73) by Maryland (3/5/88)
.626 (42-67) by Maryland (12/15/82)
.626 (42-67) by NC State (2/8/80)

MOST 3-POINT FIELD GOALS MADE

14 by North Carolina (1/31/19)
14 by North Carolina (2/16/17)
14 by Villanova (11/29/14)
13 by Duke (1/17/05)
12 by NC State (2/12/15)
12 by Princeton (12/21/03)
12 by Alabama (12/29/92)
11 by Notre Dame (12/30/15)
11 by Pitt (1/18/15)
11 by Virginia (2/11/02)
11 by Charleston Southern (1/30/01)
11 by Charleston Southern (11/28/97)

MOST 3-POINT FIELD GOALS ATTEMPTED

42 by Syracuse (1/20/19)
42 by Villanova (11/29/14)
41 by Syracuse (1/15/17)
39 by Houston (11/9/18)
33 by Lipscomb (12/29/14)
32 by Alabama State (11/13/16)
32 by Syracuse (2/7/16)
32 by Charleston Southern (11/28/97)
32 by Washington (12/21/12)
31 by Elon (11/26/99)
30 by Green Bay (11/26/11)
30 by Charlotte (11/15/02)

30 by Southern Mississippi (3/16/00)
30 by Chattanooga (12/16/98)

HIGHEST 3-POINT FIELD GOAL PERCENTAGE

.875 (7-8) by Fordham (12/6/87)
.833 (10-12) by Florida State (12/5/01)
.800 (4-5) by Florida State (1/18/93)
.800 (4-5) by Wake Forest (1/8/89)
.714 (10-14) by Duke (1/7/99)
.714 (5-7) by Florida State (1/31/96)

MOST FREE THROWS MADE

36 by Maryland (1/20/08)
36 by Duke (1/26/91)
35 by Virginia (3/2/08)
35 by Maryland (1/19/14)
33 by Dayton (12/21/18)
33 by Florida State (1/31/96)
33 by Maryland (1/26/06)

MOST FREE THROWS ATTEMPTED

51 by Florida State (1/31/96)
46 by Virginia (3/2/08)
46 by Duke (1/26/91)
44 by Maryland (1/20/08)
44 by Georgia (12/27/01)

HIGHEST FREE THROW PERCENTAGE

1.000 (19-19) by NC State (1/3/85)
1.000 (11-11) by Duke (2/18/95)
1.000 (10-10) by Elon (11/26/99)
1.000 (8-8) by Pittsburgh (2/19/17)
1.000 (8-8) by Boston College (1/25/07)
1.000 (8-8) by Pittsburgh (2/19/17)
1.000 (6-6) by Virginia Tech (3/22/03)

MOST REBOUNDS

67 by Richmond (11/26/88)
67 by Georgia (11/25/80)
65 by Tennessee (11/17/13)
63 by Albany State (1/14/81)
62 by Valdosta State (12/10/79)

MOST ASSISTS

33 by Virginia (1/10/01)
33 by NC State (2/7/86)
32 by NC State (1/4/91)
32 by NC State (1/7/89)
31 by Virginia (1/23/91)

MOST BLOCKED SHOTS

15 by Tulsa (12/12/04)
15 by Virginia (1/20/96)
14 by Virginia (1/14/99)
13 by Duke (1/17/05)
13 by Duke (3/7/14)
13 by Virginia (1/28/18)
12 by North Carolina (1/13/13)
12 by North Carolina (3/5/15)
11 by Alabama State (12/17/14)
11 by Pitt (1/18/15)
11 by Duke (2/26/15)

MOST STEALS

29 by Mercer (1/7/80)
26 by Valdosta State (12/10/79)
25 by Georgia (12/4/82)
25 by Clemson (1/31/80)
22 by Syracuse (2/7/16)
22 by North Carolina (2/27/85)
22 by Virginia (2/16/85)

MOST TURNOVERS

43 by East Tennessee State (2/9/94)
42 by Georgia State (12/14/93)
40 by Utah State (12/15/86)
39 by Kennesaw State (11/19/08)
39 by Covenant (12/1/81)
37 by Virginia Tech (2/29/08)
37 by Furman (1/14/80)

37 by Marquette (11/18/12)

OPPONENT 100+ POINT GAMES

113 by Georgia (12/13/94)
113 by Valdosta State (12/10/79)
107 by Virginia (1/23/93)
106 by Maryland (2/6/89)
103 by Virginia (3/2/08)
103 by Alabama (12/29/92)
103 by Clemson (1/31/80)
102 by Maryland (3/5/88)
100 by Duke (2/27/98)
100 by NC State (1/7/89)
100 by Tennessee (2/2/87)
100 by Georgia (11/29/84)

OPPONENT SEASON RECORDS

MOST POINTS SCORED

2,429 2016-17 (37 games)
2,297 1991-92 (33 games)
2,295 2013-14 (32 games)
2,276 2014-15 (34 games)
2,267 1989-90 (30 games)
2,221 1988-89 (28 games)
2,152 1990-91 (28 games)

MOST FIELD GOALS MADE

870 1982-83
866 1988-89
865 2016-17
864 1987-88
860 1985-86
854 1991-92

MOST FIELD GOALS ATTEMPTED

2,198 2016-17
2,062 1991-92
2,061 2015-14
2,018 1988-89
1,998 2011-12
1,969 1982-83
1,963 2013-14

HIGHEST FIELD GOAL PERCENTAGE

.460 (860-1869) 1985-86
.456 (852-1870) 1979-80
.452 (853-1889) 1989-90
.448 (705-1575) 1981-82
.442 (870-1969) 1982-83

MOST THREE-POINTERS MADE

222 2014-15
209 2016-17
186 2018-19
169 2015-16
154 2010-11
153 2002-03
151 2003-04
151 2017-18
149 2000-01
144 2009-10
144 2001-02

MOST THREE-POINTERS ATTEMPTED

684 2016-17
664 2014-15
623 2018-19
575 2015-16
508 2010-11
507 2009-10
501 2017-18
499 1999-00
489 2011-12
487 2013-14
469 2006-07
458 2007-08

RECORDS

HIGHEST 3-POINT FIELD GOAL PERCENTAGE

.405 (62-153)	1987-88
.380 (82-216)	1989-90
.368 (153-416)	2002-02
.353 (149-422)	2000-01
.347 (151-435)	2003-04

MOST FREE THROWS MADE

548	2013-14
492	1991-92
490	2016-17
479	1989-90
450	2012-13
448	1990-91

MOST FREE THROWS ATTEMPTED

801	2013-14
731	1991-92
710	1989-90
701	2012-13
690	1990-91

HIGHEST FREE THROW PERCENTAGE

.713 (490-687)	2016-17
.706 (308-436)	2004-05
.704 (388-551)	2014-15
.697 (397-570)	1983-84
.692 (408-590)	2006-07
.691 (381-551)	2007-08
.690 (407-590)	2008-09
.689 (430-629)	2005-06

MOST REBOUNDS

1,345	2016-17
1,304	1980-81
1,304	1988-89
1,289	1991-92
1,257	1989-90
1,255	2013-14
1,240	2011-12

MOST ASSISTS

521	1989-90
494	1988-89
483	2014-15
477	1991-92
475	1987-88
474	1999-00

MOST BLOCKED SHOTS

178	2016-17
152	2017-18
147	2012-13
146	2010-11
135	2011-12
133	2006-07
133	2014-15
123	2008-09
119	2009-10
112	2015-16
109	1983-84

MOST STEALS

387	1979-80
334	1984-85
300	1988-89
297	1997-98
292	2012-13
290	2010-11
287	2011-12
287	1991-92

RECORDS

CAREER LEADERS

POINTS

1.	Tyaunna Marshall (2011-14)	2,129
2.	Kisha Ford (1994-97)	1,955
3.	Karen Lounsbury (1989-92)	1,743
4.	Dolores Bootz (1985-88)	1,723
5.	Carla Munnion (1995-98)	1,671
6.	Chioma Nnamaka (2005-08)	1,593
7.	Aaliyah Whiteside (2012-16)	1,580
8.	Alex Montgomery (2008-11)	1,565
9.	Joyce Pierce (1991-93)	1,557
10.	Janie Mitchell (2005-08)	1,422
	Kate Brandt (1981-84)	1,422

SCORING AVERAGE

1.	Dolores Bootz (1985-88)	18.9
	Kaela Davis (2014-15)	18.9
2.	Joyce Pierce (1991-93)	18.8
3.	Kisha Ford (1994-97)	17.9
4.	Niesha Butler (1999-02)	16.3
	Tyaunna Marshall (2011-14)	16.3
6.	Carla Munnion (1995-98)	14.9
7.	Karen Lounsbury (1989-92)	14.6
	Elizabeth Balogun (2018-19)	14.6
9.	Bonnie Tate (1977-79)	14.5
10.	LeeAnn Woodhull (1980-83)	13.6
11.	Chioma Nnamaka (2005-08)	13.3
	Kate Brandt (1981-84)	13.3

FIELD GOALS MADE

1.	Tyaunna Marshall (2011-14)	878
2.	Kisha Ford (1994-97)	780
3.	Dolores Bootz (1985-88)	730
4.	Karen Lounsbury (1989-92)	609
5.	Carla Munnion (1995-98)	601
6.	Kate Brandt (1981-84)	575
7.	Janie Mitchell (2005-08)	560
8.	Chioma Nnamaka (2005-08)	558
9.	Joyce Pierce (1991-93)	553
10.	Alex Montgomery (2008-11)	551

FIELD GOALS ATTEMPTED

1.	Tyaunna Marshall (2011-14)	1,902
2.	Kisha Ford (1994-97)	1,740
3.	Carla Munnion (1995-98)	1,451
4.	Karen Lounsbury (1989-92)	1,438
5.	Chioma Nnamaka (2005-08)	1,422
6.	Alex Montgomery (2008-11)	1,395
7.	Kate Brandt (1981-84)	1,303
8.	Janie Mitchell (2005-08)	1,290
9.	Fallon Stokes (2001-04)	1,275
10.	Aaliyah Whiteside (2012-16)	1,262
11.	Stephanie Higgs (2004-07)	1,245

FIELD GOAL PERCENTAGE

(Minimum 100 made)			
1.	Dolores Bootz (1985-88)	.593	(730-1232)
2.	Kenya Williams (1996-99)	.568	(420-739)
3.	Roddreka Rogers (2012-16)	.562	(381-678)
4.	LeeAnn Woodhull (1980-83)	.527	(471-894)
5.	Chelsea Regins (2009-12)	.522	(186-356)
6.	Aimee Weiss (1990-93)	.520	(474-912)
7.	Theresa Gernatt (1988-91)	.514	(273-515)
8.	Elizabeth Dixon (2018-19)	.512	(130-254)
9.	Joyce Pierce (1991-93)	.500	(553-1107)
10.	Zaire O'Neil (2014-18)	.497	(524-1055)
11.	Mandy Miller (1987-88)	.489	(108-221)
12.	Brigitte Ardossi (2007-10)	.483	(360-746)

FREE THROWS MADE

1.	Aaliyah Whiteside (2012-16)	502
2.	Joyce Pierce (1991-93)	430
3.	LeeAnn Woodhull (1980-83)	360
4.	Tyaunna Marshall (2011-14)	353
5.	Kisha Ford (1993-97)	359
6.	Stephanie Higgs (2004-07)	345
7.	Ida Neal (1986-89)	340
8.	Karen Lounsbury (1989-92)	320
9.	Carla Munnion (1995-98)	300

10. Jaime Kruppa (1997-01) 289

FREE THROWS ATTEMPTED

1.	Aaliyah Whiteside (2012-16)	616
2.	Tyaunna Marshall (2011-14)	572
3.	LeeAnn Woodhull (1980-83)	550
4.	Joyce Pierce (1991-93)	537
5.	Kisha Ford (1993-97)	522
6.	Sonja Mallory (2000-03)	483
7.	Zaire O'Neil (2014-18)	478
8.	Ida Neal (1986-89)	475
9.	Stephanie Higgs (2004-07)	460
10.	Sasha Goodlett (2009-12)	425
11.	Jaime Kruppa (1997-2001)	420
12.	Fallon Stokes (2001-04)	403

FREE THROW PERCENTAGE

(Minimum 100 made)			
1.	Selena Baldwin (1990-93)	.820	(146-178)
2.	Aaliyah Whiteside (2012-16)	.815	(502-616)
3.	Karen Lounsbury (1989-92)	.814	(320-393)
4.	Joyce Pierce (1991-93)	.801	(430-537)
5.	Kaela Davis (2014-15)	.781	(235-301)
6.	Alex Stewart (2000-04)	.777	(269-346)
7.	Brigitte Ardossi (2007-10)	.776	(281-362)
8.	Devony Caldwell (1990-93)	.775	(238-307)
9.	Alex Montgomery (2008-11)	.774	(226-292)
10.	Kim Crawford (1983-86)	.766	(134-175)

THREE-POINT FIELD GOALS MADE

1.	Chioma Nnamaka (2005-08)	269
2.	Danielle Donehew (1997-00)	241
3.	Alex Montgomery (2008-11)	237
4.	Karen Lounsbury (1989-92)	205
5.	Antonia Peresson (2014-18)	203
6.	Francesca Pan (2016-pres.)	200
7.	Carla Munnion (1995-98)	169
8.	Sydney Wallace (2012-15)	167
9.	Kaela Davis (2014-15)	153
10.	Megan Isom (2002-04)	135
11.	Metra Walthour (2009-12)	125

THREE-POINT FIELD GOALS ATTEMPTED

1.	Chioma Nnamaka (2005-08)	733
2.	Alex Montgomery (2008-11)	686
3.	Danielle Donehew (1997-00)	659
4.	Francesca Pan (2016-pres.)	630
5.	Antonia Peresson (2014-18)	611
6.	Karen Lounsbury (1989-92)	550
7.	Carla Munnion (1995-98)	540
8.	Sydney Wallace (2012-15)	485
9.	Kaela Davis (2014-15)	481
10.	Megan Isom (2002-04)	420
11.	Metra Walthour (2009-12)	392
	Katarina Vuckovic (2013-17)	392

THREE-POINT PERCENTAGE

(Minimum 50 attempts)			
1.	Marielle Walker (1985-88)	.458	(49-107)
2.	Devony Caldwell (1990-93)	.397	(69-174)
3.	Ida Neal (1986-89)	.393	(33-84)
4.	Karen Lounsbury (1989-92)	.373	(205-550)
5.	Irene Gari (2015-16)	.371	(26-70)
6.	Chioma Nnamaka (2005-08)	.367	(269-733)
7.	Selena Baldwin (1990-93)	.367	(101-275)
8.	Danielle Donehew (1997-00)	.366	(241-659)
9.	Alex Montgomery (2008-11)	.345	(237-686)
10.	Sydney Wallace (2012-15)	.344	(167-485)

REBOUNDS

1.	Bonnie Tate (1977-79)	1,039
2.	Dolores Bootz (1985-88)	978
3.	Roddreka Rogers (2012-16)	963
4.	Kisha Ford (1994-97)	871
5.	Tyaunna Marshall (2011-14)	850
6.	Alex Montgomery (2008-11)	837
7.	Cindy Cochran (1982-85)	804
8.	Regina Tate (1998-2002)	801
9.	LeeAnn Woodhull (1980-83)	801
10.	Joyce Pierce (1991-93)	764

10. Sasha Goodlett (2009-12) 760

REBOUNDING AVERAGE

1.	Bonnie Tate (1977-79)	13.9
2.	Dolores Bootz (1985-88)	10.7
3.	Joyce Pierce (1991-93)	9.2
4.	LeeAnn Woodhull (1980-83)	8.3
5.	Kisha Ford (1994-97)	8.0
6.	Melinda Ryan (1978-80)	7.6
	Cindy Cochran (1982-85)	7.6
8.	Roddreka Rogers (2012-16)	7.5
9.	Teresa Lopez (1979-81)	7.4
10.	Jan Chandler (1974-76)	7.2

ASSISTS

1.	Tiffany Martin (1994-97)	559
2.	Ida Neal (1986-89)	508
3.	Alex Stewart (2000-04)	505
4.	Dawnn Maye (2011-14)	412
5.	Tory Ehle (1984-87)	402
6.	Metra Walthour (2009-12)	389
7.	Carmen Davis (1990-92)	357
8.	Jill Ingram (2005-08)	345
9.	Kisha Ford (1994-97)	335
10.	Nina Bäriln (2000-03)	331

HIGHEST ASSIST AVERAGE

1.	Tiffany Martin (1994-97)	5.3
2.	Ida Neal (1986-89)	4.7
3.	Nina Bäriln (1999-03)	4.4
	Carmen Davis (1990-92)	4.4
5.	Alex Stewart (2000-04)	4.2
6.	Tory Ehle (1984-87)	3.7
7.	Anita Malone (1982-86)	3.6
8.	Dawnn Maye (2011-14)	3.3
	Niesha Butler (1998-02)	3.3
10.	Kisha Ford (1994-97)	3.1

STEALS

(Since 1979)		
1.	Jacqua Williams (2006-09)	370
2.	Tyaunna Marshall (2011-14)	282
3.	Kisha Ford (1994-97)	278
	Tiffany Martin (1994-97)	278
5.	Jill Ingram (2005-08)	272
6.	Imani Tilford (2014-18)	267
7.	Dawnn Maye (2011-14)	250
8.	Alex Montgomery (2008-11)	226
9.	Kate Brandt (1981-84)	215
10.	Metra Walthour (2009-12)	211
11.	Aimee Weiss (1990-93)	200

BLOCKED SHOTS

(Since 1979)		
1.	Dolores Bootz (1985-88)	245
2.	Kasha Terry (2003-06)	195
3.	Sonja Mallory (2000-03)	173
4.	Joannah Kauffman (1995-98)	170
5.	Sasha Goodlett (2009-12)	127
6.	Kathy Dorth (1993-97)	98
7.	Aimee Weiss (1990-93)	93
8.	Zaire O'Neil (2014-18)	89
9.	Allison Echols (1989-92)	85
10.	LeeAnn Woodhull (1980-83)	72
11.	Katarina Vuckovic (2013-17)	69

GAMES PLAYED

1.	Mo Bennett (2009-12)	134
	Sasha Goodlett (2009-12)	134
	Antonia Peresson (2014-18)	134
4.	Imani Tilford (2014-18)	132
5.	Tyaunna Marshall (2011-14)	131
	Katarina Vuckovic (2013-17)	131
7.	Brigitte Ardossi (2007-10)	130
8.	Metra Walthour (2009-12)	128
	Roddreka Rogers (2012-16)	128
10.	Chelsea Regins (2009-12)	127
	Aaliyah Whiteside (2012-16)	127

RECORDS BY CLASS

MINUTES PLAYED

1. Tyaunna Marshall (2011-14)	3,935
2. Kisha Ford (1994-97)	3,823
3. Karen Lounsbury (1989-92)	3,763
4. Aaliyah Whiteside (2012-16)	3,643
5. Alex Montgomery (2008-11)	3,576
6. Tiffany Martin (1994-97)	3,555
7. Metra Walthour (2009-12)	3,532
8. Sasha Goodlett (2009-12)	3,522
9. Chioma Nnamaka (2005-08)	3,511
10. Carla Munnion (1995-98)	3,482

FRESHMAN

Points

Player (Year)	G	#	Avg.
1. Alex Montgomery (2013-14)	32	594	18.6
2. Karen Lounsbury (1988-89)	28	539	19.3
3. Niesha Butler (1998-99)	27	521	19.3
4. Tyaunna Marshall (2010-11)	35	475	13.6
5. Carla Munnion (1994-95)	30	473	15.8
6. Kisha Ford (1993-94)	27	437	16.2
Elizabeth Balogun (2018-19)	30	437	14.6
8. Francesca Pan (2016-17)	36	414	11.5
9. Zaire O'Neil (2014-15)	31	350	11.3
10. Kate Brandt (1980-81)	26	346	13.3
11. Chioma Nnamaka (2004-05)	27	344	12.7
12. LeeAnn Woodhull (1979-80)	23	336	14.6

Rebounds

Player (Year)	G	#	Avg.
1. LeeAnn Woodhull (1979-80)	23	248	10.8
2. Cindy Cochran (1981-82)	25	236	9.4
3. Kisha Ford (1993-94)	27	233	8.6
4. Elizabeth Dixon (2018-19)	30	192	6.4
5. Aimee Weiss (1989-90)	30	189	6.3
6. Zaire O'Neil (2014-15)	31	180	5.8
Kaela Davis (2013-14)	32	180	5.6
8. Kierra Fletcher (2017-18)	34	177	5.2
9. Carla Munnion (1994-95)	30	176	5.9
10. Janice James (1983-84)	28	169	6.0
11. Alex Montgomery (2007-08)	31	168	5.4
12. Roddreka Rogers (2012-13)	29	162	5.6

Assists

Player (Year)	G	#	Avg.
1. Carmen Davis (1989-90)	30	173	5.8
2. Niesha Butler (1998-99)	27	120	4.4
3. Nina Bärin (1999-00)	31	117	3.8
4. Kisha Ford (1993-94)	27	108	4.0
5. Ida Neal (1985-86)	27	97	3.6
6. Tory Ehle (1983-84)	28	91	3.3
7. Kierra Fletcher (2017-18)	34	78	2.3
8. Tiffany Martin (1993-94)	23	77	3.4
9. Alex Stewart (1999-00)	31	73	2.4
10. Jill Ingram (2004-05)	27	71	2.6
11. Mary Giamburro (1979-80)	25	70	2.8

Blocked Shots

Player (Year)	G	#	Avg.
1. Joannah Kauffman (1994-95)	28	49	1.8
2. Dolores Bootz (1984-85)	14	41	2.9
3. Kasha Terry (2002-03)	30	40	1.3
4. Zaire O'Neil (2014-15)	31	36	1.2
5. Elizabeth Balogun (2018-19)	30	33	1.1
Elizabeth Dixon (2018-19)	30	33	1.1
7. Sasha Goodlett (2008-09)	32	30	0.9
8. Allison Echols (1988-89)	27	29	1.1
Aimee Weiss (1989-90)	30	29	1.0
10. Lorela Cubaj (2017-18)	34	26	0.8
11. Alex Montgomery (2007-08)	31	25	0.8
12. LeeAnn Woodhull (1979-80)	23	21	0.9
Kathy Dortch (1992-93)	26	21	0.8

Steals

Player (Year)	G	#	Avg.
1. Kisha Ford (1993-94)	27	92	3.4
2. Tyaunna Marshall (2010-11)	35	59	1.7
3. Tiffany Martin (1993-94)	23	56	2.4
Nina Bärin (1999-00)	31	56	1.9
5. Kierra Fletcher (2017-18)	34	55	1.6
6. Jill Ingram (2004-05)	27	53	2.0

Alex Montgomery (2007-08)	31	53	1.7
7. Anita Malone (1981-82)	24	52	2.2
Aimee Weiss (1989-90)	30	52	1.7
9. Elizabeth Balogun (2018-19)	30	49	1.6
10. Jacqua Williams (2005-06)	27	48	1.8
11. Clani Cryor (2015-16)	29	48	1.7
12. Lotta-Maj Lahtinen (2018-19)	30	48	1.6

SOPHOMORE

Points

Player (Year)	G	#	Avg.
1. Kaela Davis (2014-15)	34	652	19.2
2. Kisha Ford (1994-95)	28	521	18.6
3. Tyaunna Marshall (2011-12)	35	503	14.4
4. Joyce Pierce (1990-91)	26	502	19.3
5. Karen Lounsbury (1989-90)	30	495	16.5
6. Francesca Pan (2017-18)	34	486	14.3
7. Carla Munnion (1995-96)	27	465	17.2
8. Niesha Butler (2000-01)	28	438	15.6
9. Dolores Bootz (1985-86)	23	417	18.1
10. Alex Montgomery (2008-09)	30	410	13.7
11. Chioma Nnamaka (2005-06)	29	360	12.4

Rebounds

Player (Year)	G	#	Avg.
1. Dolores Bootz (1985-86)	23	266	11.6
2. Joyce Pierce (1990-91)	26	247	9.5
3. Regina Tate (1998-99)	27	236	8.7
4. Theresa Gernatt (1988-89)	28	228	8.1
5. Cindy Cochran (1982-83)	26	221	8.5
6. Lorela Cubaj (2018-19)	30	219	7.3
7. Tyaunna Marshall (2011-12)	35	216	6.2
8. Kirsten Weinert (1983-84)	28	212	7.6
Roddreka Rogers (2013-14)	32	212	6.6
10. LeeAnn Woodhull (1980-81)	21	204	9.7
11. Alex Montgomery (2008-09)	30	202	6.7

Assists

Player (Year)	G	#	Avg.
1. Tiffany Martin (1994-95)	30	220	7.3
2. Dawnn Maye (2011-12)	34	128	3.8
3. Tory Ehle (1984-85)	27	112	4.1
4. Ida Neal (1986-87)	27	106	3.9
5. Anita Malone (1982-83)	28	102	3.6
6. Kim Crawford (1984-85)	27	91	3.4
Metra Walthour (2009-10)	33	91	2.8
8. Alex Stewart (2000-01)	29	90	3.1
9. Jill Ingram (2005-06)	27	87	3.2
10. Carmen Davis (1990-91)	20	83	4.2
Kisha Ford (1994-95)	28	83	3.0

Blocked Shots

Player (Year)	G	#	Avg.
1. Kasha Terry (2003-04)	28	70	2.5
2. Dolores Bootz (1985-86)	23	56	2.4
3. Sonja Mallory (2000-01)	26	41	1.6
4. Joannah Kauffman (1995-96)	27	38	1.4
5. Kathy Dortch (1993-94)	27	37	1.4
6. Lorela Cubaj (2018-19)	30	31	1.0
7. Nariah Taylor (2013-14)	29	28	0.9
8. LeeAnn Woodhull (1980-81)	21	23	1.1
Sasha Goodlett (2009-10)	33	23	0.7
10. Alex Montgomery (2008-09)	30	21	0.7

Steals

Player (Year)	G	#	Avg.
1. Jacqua Williams (2006-07)	33	95	2.9
2. Anita Malone (1982-83)	28	80	2.9
Dawnn Maye (2011-12)	34	80	2.4
4. Alex Montgomery (2008-09)	30	74	2.5
5. Joyce Pierce (1990-91)	26	67	2.3
6. Jill Ingram (2005-06)	27	64	2.4
7. Deja Foster (2008-09)	31	63	2.0
8. Metra Walthour (2009-10)	33	61	1.9
Tyaunna Marshall (2011-12)	35	61	1.7
10. Imani Tilford (2015-16)	33	61	1.8
11. Isasia Herningway (2008-09)	32	60	1.9

JUNIOR

Points

Player (Year)	G	#	Avg.
1. Joyce Pierce (1991-92)	33	596	18.1
2. Tyaunna Marshall (2012-13)	30	542	18.1
3. Dolores Bootz (1986-87)	27	499	18.5
4. Fallon Stokes (2002-03)	31	486	15.7
5. Zaire O'Neil (2016-17)	37	479	12.9
6. Aaliyah Whiteside (2014-15)	34	456	13.4
7. Kisha Ford (1995-96)	27	448	16.6
8. Chioma Nnamaka (2006-07)	33	429	13.0
9. Janie Mitchell (2006-07)	29	421	14.5
10. Carla Munnion (1996-97)	27	414	15.3
11. Sonja Mallory (2001-02)	29	410	14.1

Rebounds

Player (Year)	G	#	Avg.
1. Roddreka Rogers (2014-15)	34	335	9.9
2. Dolores Bootz (1986-87)	27	310	11.5
3. Joyce Pierce (1991-92)	33	298	9.0
4. Tyaunna Marshall (2012-13)	30	251	8.4
5. Jaime Kruppa (1999-00)	31	239	7.7
6. Sonja Mallory (2001-02)	29	233	8.0
7. Elo Edeferioka (2016-17)	37	221	6.0
8. Aaliyah Whiteside (2014-15)	34	216	6.4
9. Teresa Lopez (1980-81)	27	215	8.0
10. Zaire O'Neil (2016-17)	37	212	5.7
11. Regina Tate (1999-00)	31	210	6.8
12. Milli Martinez (2000-01)	29	202	7.0

Assists

Player (Year)	G	#	Avg.
1. Alex Stewart (2002-03)	31	172	5.6
2. Dawnn Maye (2012-13)	30	143	4.8
3. Val Avant (1987-88)	27	142	5.3
4. Nina Bärin (2001-02)	17	135	7.9
5. Metra Walthour (2010-11)	35	132	3.8
6. Tiffany Martin (1995-96)	27	123	4.6
7. Imani Tilford (2016-17)	37	119	3.2
8. Deja Foster (2009-10)	33	108	3.3
9. Ida Neal (1987-88)	27	106	3.9
10. Carmen Davis (1991-92)	32	101	3.2
12. Selena Baldwin (1991-92)	33	89	2.7
Sheila Wagner (1988-89)	26	89	3.4

Blocked Shots

Player (Year)	G	#	Avg.
1. Dolores Bootz (1986-87)	27	68	2.5
2. Sonja Mallory (2001-02)	29	58	2.0
3. Elo Edeferioka (2016-17)	37	32	0.9
3. Kasha Terry (2004-05)	12	30	2.5
4. Demiata Keener (1993-94)	27	29	1.1
5. Allison Echols (1990-91)	28	28	1.0
6. Sasha Goodlett (2010-11)	35	26	0.7
7. Roddreka Rogers (2014-15)	34	25	0.7
8. Kathy Dortch (1995-96)	25	23	0.9
Aimee Weiss (1991-92)	29	23	0.8
10. Zaire O'Neil (2016-17)	37	20	0.5
11. Jennifer Leachman (1984-85)	27	19	0.7

Steals

Player (Year)	G	#	Avg.
1. Jacqua Williams (2007-08)	31	118	3.8
2. Imani Tilford (2016-17)	37	92	2.5
3. Tiffany Martin (1995-96)	27	81	3.0
4. Dawnn Maye (2012-13)	30	81	2.7
Metra Walthour (2010-11)	35	81	2.3
6. Tyaunna Marshall (2012-13)	30	78	2.6
7. Kisha Ford (1995-96)	27	71	2.6
Joyce Pierce (1991-92)	33	71	2.1
9. Megan Isom (2002-03)	31	65	2.1
10. Milli Martinez (2000-01)	29	60	2.1
Alex Stewart (2002-03)	31	60	1.9

SENIOR

Points

Player (Year)	G	#	Avg.
1. Aaliyah Whiteside (2015-16)	33	644	19.5
2. Tyaunna Marshall (2013-14)	31	609	19.6
3. Dolores Bootz (1987-88)	27	556	20.6
4. Kisha Ford (1996-97)	27	549	20.3
5. Ida Neal (1988-89)	28	538	19.2
6. Brigitte Ardossi (2009-10)	33	532	16.1
7. Janie Mitchell (2007-08)	32	526	16.4
8. Stephanie Higgs (2006-07)	33	509	15.4
9. Sasha Goodlett (2011-12)	35	506	14.5
10. Sonja Mallory (2002-03)	31	503	16.2
11. Marielle Walker (1987-88)	26	490	18.8

Rebounds

Player (Year)	G	#	Avg.
1. Alex Montgomery (2010-11)	35	300	8.6
2. Sonja Mallory (2002-03)	31	278	9.0
3. Sasha Goodlett (2009-12)	35	268	7.7
4. Roddreka Rogers (2015-16)	33	254	7.7
5. Brigitte Ardossi (2009-10)	33	242	7.3
6. Dolores Bootz (1987-88)	27	238	10.5
7. Aaliyah Whiteside (2015-16)	33	237	7.2
7. Tyaunna Marshall (2013-14)	31	235	7.6
8. Kisha Ford (1996-97)	27	232	8.6
10. Regina Tate (2001-02)	29	226	7.8
11. Joyce Pierce (1992-93)	24	219	9.1
12. Jaime Kruppa (2000-01)	28	208	7.4

Assists

Player (Year)	G	#	Avg.
1. Ida Neal (1988-89)	28	199	7.1
2. Alex Stewart (2003-04)	29	165	5.7
3. Tiffany Martin (1996-97)	25	139	5.6
4. Metra Walthour (2011-12)	35	131	3.7
5. Shelli Novotny (1997-98)	28	126	4.5
6. Anita Malone (1985-86)	25	123	4.9
7. Tory Ehle (1986-87)	27	119	4.4
8. Milli Martinez (2001-02)	29	113	3.9
9. Jill Ingram (2007-08)	32	111	3.5
10. Selena Baldwin (1992-93)	25	104	4.2

ANNUAL LEADERS

POINTS

1976-77	Bonnie Tate	353
1977-78	Bonnie Tate	391
1978-79	Bonnie Tate	344
1979-80	LeeAnn Woodhull	336
1980-81	Kate Brandt	346
1981-82	Kate Brandt	344
1982-83	LeeAnn Woodhull	347
1983-84	Kate Brandt	399
1984-85	Kim Crawford	301
1985-86	Dolores Bootz	417
1986-87	Dolores Bootz	499
1987-88	Dolores Bootz	556
1988-89	Karen Lounsbury	539
1989-90	Karen Lounsbury	495
1990-91	Joyce Pierce	502
1991-92	Joyce Pierce	596
1992-93	Joyce Pierce	459
1993-94	Kisha Ford	437
1994-95	Kisha Ford	521
1995-96	Carla Munnion	465
1996-97	Kisha Ford	549
1997-98	Kenya Williams	331
1998-99	Niesha Butler	521
1999-00	Jaime Kruppa	323
2000-01	Niesha Butler	438
2001-02	Sonja Mallory	410
2002-03	Sonja Mallory	503
2003-04	Fallon Stokes	477
2004-05	Stephanie Higgs	359
2005-06	Chioma Nnamaka	360
2006-07	Stephanie Higgs	509
2007-08	Janie Mitchell	526
2008-09	Alex Montgomery	410
2009-10	Brigitte Ardossi	532
2010-11	Alex Montgomery	487
2011-12	Sasha Goodlett	506
2012-13	Tyaunna Marshall	542
2013-14	Tyaunna Marshall	609
2014-15	Kaela Davis	652
2015-16	Aaliyah Whiteside	644
2016-17	Zaire O'Neil	479
2017-18	Francesca Pan	486
2018-19	Elizabeth Balogun	437

SCORING AVERAGE

1976-77	Bonnie Tate	13.6
1977-78	Bonnie Tate	16.3
1978-79	Bonnie Tate	13.8
1979-80	LeeAnn Woodhull	14.6
1980-81	LeeAnn Woodhull	13.8
1981-82	Kate Brandt	13.8
1982-83	LeeAnn Woodhull	12.9
1983-84	Kate Brandt	14.3
1984-85	Dolores Bootz	17.9
1985-86	Dolores Bootz	18.1
1986-87	Dolores Bootz	18.5
1987-88	Dolores Bootz	20.6
1988-89	Karen Lounsbury	19.3
1989-90	Karen Lounsbury	16.5
1990-91	Joyce Pierce	19.3
1991-92	Joyce Pierce	18.1
1992-93	Joyce Pierce	19.1
1993-94	Kisha Ford	16.2
1994-95	Kisha Ford	18.6
1995-96	Carla Munnion	17.2
1996-97	Kisha Ford	20.3
1997-98	Kenya Williams	11.8
1998-99	Niesha Butler	19.3
1999-00	Jaime Kruppa	10.4
2000-01	Niesha Butler	15.6
2001-02	Sonja Mallory	14.1
2002-03	Sonja Mallory	16.2
2003-04	Fallon Stokes	16.4
2004-05	Stephanie Higgs	13.3
2005-06	Chioma Nnamaka	12.4
2006-07	Stephanie Higgs	15.4
2007-08	Janie Mitchell	16.4
2008-09	Alex Montgomery	13.7
2009-10	Brigitte Ardossi	16.1
2010-11	Alex Montgomery	13.9
2011-12	Sasha Goodlett	14.5
2012-13	Tyaunna Marshall	18.1

2013-14	Tyaunna Marshall	19.6
2014-15	Kaela Davis	19.2
2015-16	Aaliyah Whiteside	19.5
2016-17	Zaire O'Neil	12.9
2017-18	Francesca Pan	14.3
2018-19	Elizabeth Balogun	14.6

FIELD GOAL PERCENTAGE

<i>(Minimum 50 attempts)</i>		
1976-77	Jan Chandler	.479
1977-78	Bonnie Tate	.512
1978-79	Bonnie Tate	.481
1979-80	LeeAnn Woodhull	.513
1980-81	LeeAnn Woodhull	.605
1981-82	LeeAnn Woodhull	.529
1982-83	LeeAnn Woodhull	.486
1983-84	Kirsten Weinert	.456
1984-85	Dolores Bootz	.585
1985-86	Dolores Bootz	.610
1986-87	Dolores Bootz	.565
1987-88	Dolores Bootz	.609
1988-89	Theresa Gernatt	.536
1989-90	Theresa Gernatt	.539
1990-91	Aimee Weiss	.521
1991-92	Joyce Pierce	.498
1992-93	Aimee Weiss	.550
1993-94	Demietta Keener	.470
1994-95	Demietta Keener	.516
1995-96	Carla Munnion	.450
1996-97	Kenya Williams	.537
1997-98	Kenya Williams	.607
1998-99	Kenya Williams	.568
1999-00	Candice McCallum	.540
2000-01	Sonja Mallory	.515
2001-02	Fallon Stokes	.511
2002-03	Sonja Mallory	.452
2003-04	Jessica Williams	.496
2004-05	Jessica Williams	.414
2005-06	Jessica Williams	.536
2006-07	Brigitte Ardossi	.500
2007-08	Brigitte Ardossi	.500
2008-09	Deja Foster	.466
2009-10	Brigitte Ardossi	.484
2010-11	Chelsea Regins	.536
2011-12	Chelsea Regins	.548
2012-13	Roddreka Rogers	.512
2013-14	Roddreka Rogers	.562
2014-15	Roddreka Rogers	.596
2015-16	Roddreka Rogers	.548
2016-17	Zaire O'Neil	.505
2017-18	Zaire O'Neil	.517
2018-19	Elizabeth Dixon	.512

FREE THROW PERCENTAGE

<i>(Minimum 35 attempts)</i>		
1976-77	Lisa Lovett	.615
1977-78	Karen Rainwater	.783
1978-79	Teresa Lopez	.718
1979-80	Jennifer Hendershott	.667
1980-81	Teresa Lopez	.802
1981-82	Kate Brandt	.805
1982-83	Kate Brandt	.826
1983-84	Tory Ehle	.712
1984-85	Dolores Bootz	.785
1985-86	Tory Ehle	.824
1986-87	Marielle Walker	.800
1987-88	Marielle Walker	.797
1988-89	Karen Lounsbury	.826
1989-90	Karen Lounsbury	.851
1990-91	Karen Lounsbury	.803
1991-92	Joyce Pierce	.812
1992-93	Joyce Pierce	.841
1993-94	Kisha Ford	.724
1994-95	Carla Munnion	.738
1995-96	Carla Munnion	.773
1996-97	Carla Munnion	.781
1997-98	Betsy Foy	.864
1998-99	Kenya Williams	.727
1999-00	Amy Lingenfelder	.737
2000-01	Alex Stewart	.800
2001-02	Nefertiti Walker	.788
2002-03	Alex Stewart	.851
2003-04	Megan Harpring	.895

2004-05	Chioma Nnamaka	.794
2005-06	Janie Mitchell	.836
2006-07	Kentrina Wilson	.816
2007-08	Chioma Nnamaka	.762
2008-09	Brigitte Ardossi	.819
2009-10	Brigitte Ardossi	.829
2010-11	Alex Montgomery	.802
2011-12	Metra Walthour	.747
2012-13	Brittany Jackson	.750
2013-14	Kaela Davis	.801
2014-15	Aaliyah Whiteside	.832
2015-16	Aaliyah Whiteside	.854
2016-17	Elo Edeferioka	.701
2017-18	Elo Edeferioka	.738
2018-19	Francesca Pan	.804

3-POINT FG PERCENTAGE

1986-87	Hsu Ju Moon (2-12)	.167
1987-88	Marielle Walker (49-107)	.458
1988-89	Karen Lounsbury (71-177)	.401
1989-90	Karen Lounsbury (66-167)	.395
1990-91	Devony Caldwell (21-52)	.404
1991-92	Devony Caldwell (23-50)	.460
1992-93	Selena Baldwin (40-103)	.388
1993-94	Tiffany Martin (10-34)	.294
1994-95	Dawn Smith (16-46)	.348
1995-96	Carla Munnion (30-100)	.300
1996-97	Danielle Donehew (48-111)	.432
1997-98	Carla Munnion (54-160)	.338
1998-99	Danielle Donehew (86-210)	.410
1999-00	Amy Lingenfelder (35-95)	.368
2000-01	Niesha Butler (27-84)	.321
2001-02	Megan Isom (30-91)	.330
2002-03	Megan Isom (58-170)	.341
2003-04	Stephanie Higgs (14-34)	.412
2004-05	Chioma Nnamaka (39-116)	.336
2005-06	Chioma Nnamaka (57-156)	.365
2006-07	Chioma Nnamaka (81-223)	.363
2007-08	Chioma Nnamaka (92-238)	.387
2008-09	Alex Montgomery (72-200)	.360
2009-10	Alex Montgomery (59-182)	.324
2010-11	Metra Walthour (51-142)	.359
2011-12	Sydney Wallace (45-115)	.391
2012-13	Brittany Jackson (39-109)	.358
2013-14	Kaela Davis (85-246)	.346
2014-15	Sydney Wallace (25-69)	.362
2015-16	Dejoria Howard (8-17)	.471
2016-17	Chanin Scott (6-12)	.500
2017-18	Francesca Pan (79-242)	.326
2018-19	Elizabeth Balogun (65-194)	.335

REBOUNDS

1976-77	Bonnie Tate	420
1977-78	Bonnie Tate	333
1978-79	Bonnie Tate	286
1979-80	LeeAnn Woodhull	248
1980-81	Teresa Lopez	215
1981-82	Cindy Cochran	236
1982-83	Cindy Cochran	221
1983-84	Kirsten Weinert	212
1984-85	Cindy Cochran	166
1985-86	Dolores Bootz	266
1986-87	Dolores Bootz	310
1987-88	Dolores Bootz	283
1988-89	Theresa Gernatt	228
1989-90	Theresa Gernatt	192
1990-91	Joyce Pierce	247
1991-92	Joyce Pierce	298
1992-93	Joyce Pierce	219
1993-94	Kisha Ford	233
1994-95	Kisha Ford	234
1995-96	Kisha Ford	172
1996-97	Kisha Ford	232
1997-98	Kenya Williams	198
1998-99	Regina Tate	236
1999-00	Jaime Kruppa	239
2000-01	Jaime Kruppa	208
2001-02	Sonja Mallory	233
2002-03	Sonja Mallory	278
2003-04	Fallon Stokes	187
2004-05	Jessica Williams	184
2005-06	Janie Mitchell	191
2006-07	Janie Mitchell	200

2007-08	Janie Mitchell	202
2008-09	Alex Montgomery	202
2009-10	Brigitte Ardossi	242
2010-11	Alex Montgomery	300
2011-12	Sasha Goodlett	268
2012-13	Tyaunna Marshall	251
2013-14	Tyaunna Marshall	235
2014-15	Roddreka Rogers	335
2015-16	Roddreka Rogers	254
2016-17	Elo Edeferioka	221
2017-18	Elo Edeferioka	196
2018-19	Lorela Cubaj	219

REBOUNDING AVERAGE

1976-77	Bonnie Tate	16.2
1977-78	Bonnie Tate	13.9
1978-79	Bonnie Tate	11.4
1979-80	LeeAnn Woodhull	10.8
1980-81	LeeAnn Woodhull	9.7
1981-82	Cindy Cochran	9.4
1982-83	Cindy Cochran	8.5
1983-84	Kirsten Weinert	7.6
1984-85	Dolores Bootz	8.5
1985-86	Dolores Bootz	11.6
1986-87	Dolores Bootz	11.5
1987-88	Dolores Bootz	10.5
1988-89	Theresa Gernatt	8.1
1989-90	Theresa Gernatt	6.4
1990-91	Joyce Pierce	9.5
1991-92	Joyce Pierce	9.0
1992-93	Joyce Pierce	9.1
1993-94	Kisha Ford	8.6
1994-95	Kisha Ford	8.4
1995-96	Kisha Ford	6.4
1996-97	Kisha Ford	8.6
1997-98	Kenya Williams	7.1
1998-99	Regina Tate	8.7
1999-00	Jaime Kruppa	7.7
2000-01	Jaime Kruppa	7.4
2001-02	Sonja Mallory	8.0
2002-03	Sonja Mallory	9.0
2003-04	Fallon Stokes	6.4
2004-05	Jessica Williams	6.8
2005-06	Janie Mitchell	6.6
2006-07	Janie Mitchell	6.9
2007-08	Janie Mitchell	6.3
2008-09	Alex Montgomery	6.7
2009-10	Brigitte Ardossi	7.3
2010-11	Alex Montgomery	8.6
2011-12	Sasha Goodlett	7.7
2012-13	Tyaunna Marshall	8.4
2013-14	Tyaunna Marshall	7.6
2014-15	Roddreka Rogers	9.9
2015-16	Roddreka Rogers	7.7
2016-17	Elo Edeferioka	6.0
2017-18	Elo Edeferioka	6.5
2018-19	Lorela Cubaj	7.3

ASSISTS

1979-80	Mary Giambruno	70
1980-81	Karen Rainwater	96
1981-82	Kate Brandt	72
1982-83	Anita Malone	102
1983-84	Kate Brandt	100
1984-85	Tory Ehle	112
1985-86	Anita Malone	123
1986-87	Tory Ehle	119
1987-88	Val Avant	142
1988-89	Ida Neal	199
1989-90	Carmen Davis	173
1990-91	Carmen Davis	83
1991-92	Carmen Davis	101
1992-93	Selena Baldwin	104
1993-94	Kisha Ford	108
1994-95	Tiffany Martin	220
1995-96	Tiffany Martin	123
1996-97	Tiffany Martin	100
1997-98	Shelli Novotny	126
1998-99	Niesha Butler	120
1999-00	Nina Bärin	117
2000-01	Alex Stewart	90
2001-02	Nina Bärin	135
2002-03	Alex Stewart	172

ANNUAL LEADERS

2003-04	Alex Stewart	165	2001-02	Sonja Mallory	58
2004-05	Jill Ingram	71	2002-03	Sonja Mallory	57
2005-06	Jill Ingram	87	2003-04	Kasha Terry	70
2006-07	Stephanie Higgs	87	2004-05	Kasha Terry	30
2007-08	Jill Ingram	111	2005-06	Kasha Terry	55
2008-09	Jacquie Williams	104	2006-07	Tiffany Blackmon	17
2009-10	Deja Foster	108	2007-08	Alex Montgomery	25
2010-11	Metra Walther	132	2008-09	Sasha Goodlett	30
2011-12	Metra Walther	131	2009-10	Sasha Goodlett	23
2012-13	Dawnn Maye	143	2010-11	Sasha Goodlett	26
2013-14	Dawnn Maye	100	2011-12	Sasha Goodlett	48
2014-15	Aaliyah Whiteside	77	2012-13	Nariah Taylor	20
2015-16	Aaliyah Whiteside	90	2013-14	Shayla Bivins	29
2016-17	Imani Tilford	119	2014-15	Zaire O'Neil	36
2017-18	Kierra Fletcher	78	2015-16	Katarina Vuckovic	17
2018-19	Kierra Fletcher	74	2016-17	Elo Edeferioka	32
			2017-18	Lorela Cubaj	26
			2018-19	Elizabeth Balogun, Elizabeth Dixon	33

STEALS

1979-80	Melinda Ryan	43
1980-81	Kate Brandt	44
1981-82	Kate Brandt	53
1982-83	Anita Malone	80
1983-84	Kate Brandt	70
1984-85	Tory Ehle	53
1985-86	Anita Malone	55
1986-87	Marielle Walker	39
1987-88	Marielle Walker	41
1988-89	Ida Neal	62
1989-90	Aimee Weiss	52
1990-91	Joyce Pierce	67
1991-92	Joyce Pierce	71
1992-93	Aimee Weiss	57
1993-94	Kisha Ford	92
1994-95	Tiffany Martin	90
1995-96	Tiffany Martin	81
1996-97	Kisha Ford	62
1997-98	Carla Munnion	29
1998-99	Jaime Kruppa	48
1999-00	Jaime Kruppa	58
	Regina Tate	58
2000-01	Milli Martinez	60
2001-02	Milli Martinez	51
2002-03	Megan Isom	65
2003-04	Alex Stewart	49
2004-05	Jill Ingram	53
2005-06	Jill Ingram	64
2006-07	Jacquie Williams	95
2007-08	Jacquie Williams	118
2008-09	Jacquie Williams	109
2009-10	Brigitte Ardossi	65
2010-11	Metra Walther	81
2011-12	Dawnn Maye	80
2012-13	Dawnn Maye	81
2013-14	Tyaunna Marshall	84
2014-15	Kaela Davis	51
2015-16	Imani Tilford	61
2016-17	Imani Tilford	92
2017-18	Imani Tilford	72
2018-19	Francesca Pan	55

BLOCKED SHOTS

1979-80	LeeAnn Woodhull	21
1980-81	LeeAnn Woodhull	23
1981-82	LeeAnn Woodhull	17
1982-83	Kirsten Weinert	16
1983-84	Kirsten Weinert	20
1984-85	Dolores Bootz	41
1985-86	Dolores Bootz	56
1986-87	Dolores Bootz	68
1987-88	Dolores Bootz	80
1988-89	Allison Echols	29
1989-90	Aimee Weiss	29
1990-91	Allison Echols	28
1991-92	Lara Kauffman	23
1992-93	Aimee Weiss	28
1993-94	Kathy Dortch	37
1994-95	Joannah Kauffman	49
1995-96	Joannah Kauffman	38
1996-97	Joannah Kauffman	18
1997-98	Joannah Kauffman	65
1998-99	Niesha Butler	20
1999-00	Sonja Mallory	17
2000-01	Sonja Mallory	41

SEASON COMPARISON

Year		G	FG-	FGA	Pct.	3P-	3PA	Pct.	FT-	FTA	Pct.	Reb.	Avg.	PF-	DQ	A	TO	Blk	S	Pts.	Avg.
1976-77	Tech	27	719-	1972	.365	--	---	---	187-	463	.404	1803	66.8							1625	60.2
	Opp.	27	522-	1823	.286	--	---	---	165-	373	.442	1198	44.4							1209	44.7
1977-78	Tech	27	902-	2230	.404	--	---	---	316-	514	.615	1475	54.6							2120	79.6
	Opp.	27	658-	1935	.340	--	---	---	319-	583	.547	1262	46.7							1641	60.8
1978-79	Tech	26	813-	2186	.372	--	---	---	314-	518	.606	1308	50.3							1941	74.7
	Opp.	26	683-	1883	.363	--	---	---	304-	516	.589	1009	38.8							1666	64.1
1979-80	Tech	25	678-	1722	.394	--	---	---	339-	543	.624	988	39.5	532-	na	343	651	48	290	1695	67.8
	Opp.	25	852-	1870	.456	--	---	---	366-	613	.597	1221	48.8	513-	na	320	596	42	387	2070	82.8
1980-81	Tech	27	702-	1740	.403	--	---	---	403-	596	.676	1081	40.0	560-	13	324	604	52	243	1839	68.1
	Opp.	27	808-	1919	.421	--	---	---	390-	610	.639	1304	48.3	569-	12	308	554	51	265	2006	74.3
1981-82	Tech	25	577-	1439	.401	--	---	---	325-	479	.679	904	36.2	458-	11	260	581	37	245	1479	59.2
	Opp.	25	705-	1575	.448	--	---	---	261-	415	.629	1016	40.6	484-	15	360	524	70	248	1671	66.8
1982-83	Tech	28	671-	1612	.416	--	---	---	466-	715	.652	1092	39.0	474-	7	297	597	51	234	1808	64.6
	Opp.	28	870-	1969	.442	--	---	---	279-	431	.647	1195	42.7	627-	31	324	497	83	264	2019	72.1
1983-84	Tech	28	758-	1846	.411	--	---	---	357-	577	.619	1166	41.6	573-	18	380	585	46	252	1873	66.9
	Opp.	28	802-	1827	.439	--	---	---	397-	570	.697	1160	41.4	581-	19	349	543	109	250	2001	71.5
1984-85	Tech	27	733-	1648	.444	--	---	---	419-	602	.696	1114	41.3	540-	18	396	630	98	209	1885	69.8
	Opp.	27	794-	1839	.432	--	---	---	363-	549	.661	1098	40.6	532-	15	401	520	73	334	1951	72.3
1985-86	Tech	27	806-	1757	.459	--	---	---	364-	534	.682	1094	40.5	518-	21	471	548	86	239	1976	73.2
	Opp.	27	860-	1869	.460	--	---	---	388-	577	.672	1104	40.8	502-	14	423	490	87	279	2108	78.1
1986-87	Tech	27	814-	1867	.436	4-	17	.235	381-	570	.668	1227	45.4	582-	25	427	544	124	237	2013	74.6
	Opp.	27	774-	1783	.434	2-	4	.500	405-	650	.623	1141	42.3	536	15	439	531	79	276	1955	72.4
1987-88	Tech	27	825-	1828	.451	106-	289	.367	341-	490	.696	1099	40.7	492-	14	467	492	115	209	2097	77.7
	Opp.	27	864-	1950	.443	62-	153	.405	358-	544	.658	1206	44.7	480-	7	475	453	55	236	2148	79.6
1988-89	Tech	28	797-	1837	.434	109-	286	.381	422-	598	.706	1125	40.2	529-	16	453	524	80	241	2125	75.9
	Opp.	28	866-	2018	.429	68-	252	.316	421-	633	.665	1304	46.6	549-	15	494	487	64	300	2221	79.3
1989-90	Tech	30	854-	1973	.433	109-	307	.355	452-	620	.729	1142	38.1	589-	23	521	478	69	299	2269	75.6
	Opp.	30	853-	1889	.452	82-	216	.380	479-	710	.675	1257	41.9	522-	9	521	559	67	231	2267	75.6
1990-91	Tech	28	893-	1896	.471	102-	282	.362	471-	672	.701	1178	42.1	588-	23	529	552	80	341	2359	84.3
	Opp.	28	811-	1862	.436	82-	269	.305	448-	690	.649	1168	41.7	549-	13	459	576	55	282	2152	76.9
1991-92	Tech	33	964-	2120	.455	97-	283	.343	526-	725	.726	1339	40.6	641-	21	514	604	109	348	2551	77.3
	Opp.	33	854-	2062	.414	97-	295	.329	492-	731	.673	1289	39.1	595-	7	477	640	58	287	2297	69.6
1992-93	Tech	27	828-	1885	.439	76-	225	.338	393-	563	.698	1182	43.8	520-	17	461	521	89	309	2125	78.7
	Opp.	27	752-	1704	.441	122-	357	.342	403-	588	.685	1042	38.6	499-	17	435	537	65	251	2029	75.1
1993-94	Tech	27	684-	1789	.382	41-	181	.227	330-	527	.626	1172	43.4	537-	12	354	535	95	335	1739	64.4
	Opp.	27	669-	1584	.422	98-	310	.316	403-	602	.669	1105	40.9	506-	13	409	567	73	278	1839	68.1
1994-95	Tech	30	858-	1953	.439	115-	383	.300	385-	584	.659	1260	42.0	519-	9	519	534	88	272	2216	73.9
	Opp.	30	797-	1970	.405	120-	379	.317	367-	536	.685	1239	41.3	503-	9	467	563	64	243	2081	69.4
1995-96	Tech	27	756-	1730	.437	43-	166	.259	406-	591	.687	1081	40.0	445-	11	378	515	90	309	1961	72.6
	Opp.	27	688-	1605	.429	110-	335	.328	289-	446	.648	1053	39.0	500-	140	392	631	89	198	1775	65.7
1996-97	Tech	27	709-	1618	.438	119-	330	.361	370-	544	.680	1014	37.6	400-	8	398	464	64	246	1907	70.6
	Opp.	27	694-	1590	.436	141-	415	.340	275-	401	.686	976	36.1	474-	7	377	523	64	215	1804	66.8
1997-98	Tech	28	636-	1646	.386	104-	341	.305	404-	617	.655	1135	40.5	490-	14	327	585	80	186	1780	63.6
	Opp.	28	782-	1803	.434	128-	406	.315	355-	548	.648	1110	39.6	517-	14	421	460	68	297	2047	73.1
1998-99	Tech	27	732-	1675	.437	125-	339	.369	446-	666	.670	1110	41.1	468-	11	366	528	57	246	2035	75.4
	Opp.	27	735-	1764	.417	131-	420	.312	363-	535	.679	1073	39.7	554-	20	440	504	79	274	1964	72.7
1999-00	Tech	31	796-	1931	.412	131-	399	.328	443-	697	.636	1253	40.4	553-	5	459	571	50	335	2166	69.9
	Opp.	31	802-	1879	.427	164-	499	.329	366-	543	.674	1156	37.3	593-		474	594	98	276	2134	68.8
2000-01	Tech	29	793-	1867	.425	64-	217	.295	466-	679	.686	1193	41.1	591-	21	402	524	77	271	2116	73.0
	Opp.	29	757-	1752	.432	149-	422	.353	416-	630	.660	1055	36.4	593-		436	535	106	212	2079	71.7
2001-02	Tech	29	788-	1794	.439	68-	249	.273	407-	628	.648	1245	42.9	513-	21	458	519	91	237	2051	70.7
	Opp.	29	672-	1700	.395	144-	455	.316	367-	552	.665	963	33.2	518-		394	513	84	233	1855	64.0
2002-03	Tech	31	782-	1940	.403	103-	326	.316	450-	685	.657	1329	42.9	518-	8	395	483	123	248	2117	68.3
	Opp.	31	720-	1813	.397	153-	416	.368	351-	551	.637	1094	35.5	559-	7	449	513	101	205	1944	62.7

SEASON COMPARISON

Year		G	FG-	FGA	Pct.	3P-	3PA	Pct.	FT-	FTA	Pct.	Reb.	Avg.	PF-	DQ	A	TO	Blk	S	Pts.	Avg.
2003-04	Tech	29	676-	1689	.400	111-	373	.298	370-	558	.663	1134	39.1	539-	18	362	474	111	191	1833	63.2
	Opp.	29	651-	1625	.401	151-	435	.347	401-	593	.676	1031	35.6	474-	7	387	450	86	179	1854	63.9
2004-05	Tech	27	556-	1541	.361	103-	366	.281	356-	499	.713	1062	39.3	435-	10	248	442	102	212	1571	58.2
	Opp.	27	566-	1483	.382	126-	430	.293	308-	436	.706	937	34.7	442-	6	328	428	106	190	1566	58.0
2005-06	Tech	29	675-	1721	.392	116-	366	.317	405-	588	.689	1208	41.7	566-	18	291	548	110	290	1871	64.5
	Opp.	29	590-	1591	.371	136-	451	.302	430-	624	.689	1005	34.7	513-	12	354	545	95	233	1746	60.2
2006-07	Tech	33	802-	2011	.399	157-	472	.333	421-	573	.735	1260	38.2	589-	11	406	553	104	382	2182	66.1
	Opp.	33	704-	1716	.410	136-	469	.290	408-	590	.692	1107	33.5	526-		445	688	133	234	1952	59.2
2007-08	Tech	32	812-	1960	.414	160-	503	.318	467-	687	.680	1181	36.9	585-	10	396	594	91	456	2251	70.3
	Opp.	32	703-	1688	.416	135-	458	.295	381-	551	.691	1119	35.0	579-		426	794	103	263	1922	60.1
2008-09	Tech	32	779-	1892	.412	125-	417	.300	469-	673	.697	1238	38.7	609-	8	400	663	99	434	2152	67.2
	Opp.	32	661-	1668	.396	106-	395	.268	407-	590	.690	1092	34.1	577-		389	783	123	284	1835	57.3
2009-10	Tech	33	782-	1930	.405	89-	345	.258	519-	730	.711	1355	41.1	571-	10	487	622	79	351	2172	65.8
	Opp.	33	695-	1797	.387	144-	507	.284	374-	584	.640	1104	33.5	609-		412	662	119	279	1908	57.8
2010-11	Tech	35	873-	2064	.423	152-	468	.325	416-	638	.652	1369	39.1	603-	11	510	671	95	406	2314	66.1
	Opp.	35	731-	1853	.394	154-	508	.303	372-	565	.658	1139	32.5	558-		426	764	146	290	1988	56.8
2011-12	Tech	35	938-	2128	.441	150-	446	.336	457-	678	.674	1375	39.3	609-	8	556	602	129	389	2483	70.9
	Opp.	35	776-	1998	.388	127-	489	.260	406-	623	.652	1240	35.4	575-		436	716	135	287	2085	59.6
2012-13	Tech	30	766-	2007	.382	137-	473	.290	359-	562	.639	1274	42.5	630-	20	378	559	94	326	2028	67.6
	Opp.	30	717-	1738	.413	134-	433	.309	450-	701	.642	1185	39.5	499-		425	615	147	292	2018	67.3
2013-14	Tech	32	936-	2193	.427	174-	555	.314	503-	751	.670	1409	44.0	711-	25	424	538	117	318	2549	79.7
	Opp.	32	802-	1963	.409	143-	487	.294	548-	801	.684	1255	39.2	621-		465	610	100	248	2295	71.7
2014-15	Tech	34	880-	2136	.412	202-	651	.310	480-	658	.729	1431	42.1	593-	21	418	544	129	278	2442	71.8
	Opp.	34	833-	2061	.404	222-	664	.334	388-	551	.704	1229	36.1	582-		483	540	133	268	2276	66.9
2015-16	Tech	33	806-	1994	.404	188-	599	.314	475-	639	.743	1270	38.5	642-	14	443	502	87	318	2275	68.9
	Opp.	33	726-	1810	.401	169-	575	.294	389-	597	.652	1106	33.5	599-		397	573	112	239	2010	60.9
2016-17	Tech	37	924-	2306	.401	196-	612	.320	498-	808	.616	1494	40.4	784-	23	442	599	125	340	2542	68.7
	Opp.	37	865-	2198	.394	209-	684	.306	490-	687	.713	1345	36.4	714-		461	645	178	269	2429	65.6
2017-18	Tech	34	853-	2087	.409	133-	437	.304	455-	702	.648	1343	39.5	6510	7	459	534	132	362	2294	67.5
	Opp.	34	695-	1791	.388	151-	501	.301	411-	600	.685	1123	33.0	590		376	710	152	242	1952	57.4
2018-19	Tech	30	761-	1960	.388	165-	545	.303	339-	495	.685	1234	41.1	580	18	375	524	131	316	2026	67.5
	Opp.	30	687-	1738	.395	186-	623	.299	349-	530	.658	1091	36.4	511		441	583	103	238	1909	63.6

THE LAST TIME...

The Last Time (Team)

Tech scored 100 points in a game:
 Tech scored 100 points in an ACC game:
 A Tech opponent scored 100 points:
 Tech scored 60-69 points in a half:
 Tech scored 70+ points in a half:
 Tech won an overtime game:
 Tech lost an overtime game:
 Tech played a double overtime game:
 Tech played a triple overtime game:
 Tech shot 70 percent for a half:
 Tech shot 80 percent for a half:
 Tech shot 60 percent from the field in a game:
 Tech shot 90 percent from the free throw line in a game (min. 10 att.):
 Tech shot less than 40 percent from the field in a game:
 Tech shot less than 30 percent from the field in a half:
 Tech shot less than 50 percent from the free throw line in a game:
 Opponent shot less than 50 percent from the free throw line in a game:
 Tech did not make a 3-point field goal:
 Tech held an opponent under 30 percent shooting:
 An opponent shot 60 percent:
 Tech attempted 50 free throws:
 Tech made 40 free throws:
 Tech defeated a top-10 opponent:
 Tech defeated a top-25 opponent:
 Tech defeated a top-25 opponent on the road:

102 vs. Southeastern Louisiana, November 18, 2015
 101 at Virginia, March 2, 2008 (2 OT)
 103 at Virginia, March 2, 2008 (2 OT)
 60 vs. Morgan State, Nov. 16, 2014
 70 vs. Presbyterian (2nd half), Dec. 2, 1985
 vs. Wake Forest (89-82), Jan. 31, 2013
 at Houston (95-89), Nov. 9, 2018
 at Houston (95-89), Nov. 9, 2018
 vs. Michigan (89-79), April 1, 2017
 76.9 (20-26) at Houston, Nov. 9, 2018
 Never
 63.5 (40-63) vs. Kennesaw State, Nov. 22, 2011
 92.3 (12-13), Wake Forest, Feb. 10, 2019
 36.7 (22-60) vs. Florida State, March 3, 2019
 27.3 (9-33) at Miami, Feb. 28, 2019
 33.3 (4-12) vs. Florida State, March 23, 2019
 42.9 (3-7), vs. Duke, Jan. 10, 2019
 vs. Virginia, Jan. 28, 2018
 23.9 (16-67), vs. Syracuse, Jan. 20, 2019
 62.3 (33-53) vs. Notre Dame, Jan. 7, 2018
 51 (made 34) vs. Alabama State, Nov. 24, 2015
 Never
 No. 8/8 North Carolina, 71-70, Jan. 6, 2011
 No. 12 Syracuse, 65-55, Jan. 20, 2019
 No. 23/RV North Carolina, 56-54, Feb. 12, 2012

The Last Time (Player)

A player scored 40+ points:
 A player scored 35-39 points:
 A player scored 30-34 points:
 Two players scored 20+/same game:
 Three players scored 20+/same game:
 Four players scored 20+/same game:
 A player had back-to-back 30+ point games:
 A player had 20+ rebounds:
 A player had 15-19 rebounds:
 Two players had a double-double:
 Two players had double-figure rebounds in the same game:
 Three players had double-figure rebounds in the same game:
 One player had a double-double (Pts and Ast):
 One player had a double-double (Pts and Steals):
 A player had a double-double in consecutive games:

A player had a triple-double (Pts, Reb, Asst.):
 A player had 20 points and 20 rebounds in the same game:
 A player had 10-14 assists in a game:
 A player had 15+ assists in a game:
 A player had 10+ assists in three consecutive games:

A player topped the team in scoring, rebounds, and assists for a game:
 A player played every minute of a game:
 A player had five blocked shots in a game:
 A player had five blocked shots in back-to-back games:
 A player had 10+ steals in a game:

Niesha Butler (40) vs. Florida State, Jan. 2, 1999
 Elizabeth Balogun (35) at North Carolina, Jan. 31, 2019
 Elizabeth Balogun (30) vs. Seton Hall, Dec. 20, 2018
 Kierra Fletcher (22) & Elizabeth Balogun (20) vs. Syracuse, Jan. 20, 2019
 Alex Montgomery (26), Janie Mitchell (20) and Iasia Hemingway (20) vs. Maryland, Jan. 20, 2008
 Never
 Carla Munnion (34) vs. Manhattan, Jan. 23, 1995, and (35) vs. Chattanooga, Dec. 13, 1995
 Kisha Ford (21) vs. Mercer, Nov. 25, 1996
 Elizabeth Dixon (17) vs. Duke, Jan. 10, 2019
 Elizabeth Dixon (22 pts, 17 rebs) and Lorela Cubaj (13 pts, 11 rebs) vs. Duke, Jan. 10, 2019
 Lorela Cubaj (10) and Elizabeth Balogun (10) at Louisville, Jan. 13, 2019
 Roddreka Rogers (12), Katarina Vuckovic (12) and Zaire O'Neil (11), NC State, Feb. 12, 2015
 Aaliyah Whiteside (14 pts, 11 asts) vs. Prairie View A&M, Dec. 15, 2015
 Dawnnn Maye (23 pts, 10 steals) vs. Marquette, Nov. 18, 2012
 Elizabeth Dixon - vs. Western Carolina, Nov. 14, 2018 (13 pts, 10 rebs.)
 vs. Georgia, Nov. 18, 2018 (10 pts, 11 rebs.)
 Millie Martinez (12 pts, 10 reb, 10 asst) vs. Morris Brown, Feb. 23, 2002
 Kisha Ford (21 pts, 21 reb) vs. Mercer, Nov. 25, 1996
 Aaliyah Whiteside (11) vs. Prairie View A&M, Dec. 15, 2015
 Nina Bärlin (17) vs. Virginia, Jan. 10, 2002
 Nina Bärlin (11) vs. E. Washington, Nov. 24, 2001, (14) vs. Arkansas St., Dec. 1, 2001, (11) vs. Southern, Dec. 2, 2001, (13) vs. Florida State, Dec. 5, 2001
 Elizabeth Dixon, 18 points, 9 rebounds, 3 assists vs. ISU, Nov. 23, 2018
 Elizabeth Balogun at North Carolina, Jan. 31, 2019
 Elizabeth Balogun (6) vs. Syracuse, Jan. 20, 2019
 Zaire O'Neil (5) vs. Syracuse, Feb. 8, 2015 (6) vs. NC State, Feb. 12, 2015
 Dawnnn Maye (10) vs. Marquette, Nov. 18, 2012

1,000 POINT SCORERS



Tyaunna Marshall
131 Games • 16.3 ppg
2010-2014 • 2,129 points (1st)



Kisha Ford
109 Games • 17.9 ppg
1994-97 • 1,955 points (2nd)



Karen Lounsbury
119 Games • 14.6 ppg
1989-92 • 1,743 points (3rd)



Dolores Bootz
91 Games • 18.9 ppg
1985-88 • 1,723 points (4th)



Carla Munnion
112 Games • 14.9 ppg
1995-98 • 1,671 points (5th)



Chioma Nnamaka
120 Games • 13.3 ppg
2005-08 • 1,593 points (6th)



Alex Montgomery
124 Games • 12.6 ppg
2008-11 • 1,565 points (7th)



Joyce Pierce
83 Games • 18.8 ppg
1991-93 • 1,557 points (8th)



Aaliyah Whiteside
127 Games • 12.4 ppg
2012-16 • 1,580 points (9th)



Janie Mitchell
117 Games • 12.2 ppg
2005-08 • 1,422 points (10th)



Kate Brandt
107 Games • 13.3 ppg
1981-84 • 1,422 points (11th)



Sasha Goodlett
134 Games • 10.2 ppg
2009-12 • 1,364 points (12th)



Fallon Stokes
117 Games • 11.6 ppg
2001-04 • 1,363 points (12th)



Zaire O'Neil
126 Games • 10.6 ppg
2014-18 • 1,331 points (13th)



Stephanie Higgs
114 Games • 11.5 ppg
2004-07 • 1,315 points (14th)



LeeAnn Woodhull
96 Games • 13.6 ppg
1980-83 • 1,302 points (15th)



Devony Caldwell
118 Games • 10.7 ppg
1990-93 • 1,265 points (16th)



Sonja Mallory
114 Games • 11.0 ppg
2000-03 • 1,254 points (17th)




Kaela Davis
66 Games • 18.9 ppg
2014-15 • 1,246 points (18th)



Ida Neal
109 Games • 11.3 ppg
1986-89 • 1,235 points (19th)



Marielle Walker
100 Games • 12.3 ppg
1985-88 • 1,230 points (20th)



Francesca Pan
97 Games • 12.6 ppg
2016-19 • 1,223 points (21st)



Milli Martinez
116 Games • 10.0 ppg
1999-02 • 1,158 points (22nd)




Aimee Weiss
114 Games • 9.6 ppg
1990-93 • 1,089 points (T-23rd)

1,000 POINT SCORERS



Tory Ehle
109 Games • 10.0 ppg
1984-87 • 1,089 points (T-23rd)



Bonnie Tate
75 Games • 14.5 ppg
1977-79 • 1,088 points (25th)



Kenya Williams
104 Games • 10.3 ppg
1996-99 • 1,076 points (26th)



Niesha Butler
65 Games • 16.3 ppg
1999-02 • 1,059 points (27th)



Cindy Cochran
106 Games • 9.8 ppg
1982-85 • 1,042 points (28th)



Sydney Wallace
106 Games • 9.4 ppg
2011-14 • 1,001 points (t-29th)



Brigitte Ardossi
130 Games • 7.7 ppg
2007-10 • 1,001 points (t-29th)

NCAA TOURNAMENT RECORDS

INDIVIDUAL RECORDS

POINTS

32	Sydney Wallace vs. Baylor, 3/24/12 (Sweet 16 at Des Moines, IA)
28	Sydney Wallace vs. Sacred Heart, 3/18/12 (First Round at Chapel Hill, NC)
27	Stephanie Higgs vs. Purdue, 3/19/07 (Second Round at Minneapolis, Minn.)
26	Brigitte Ardossi vs. UALR, 3/21/10 (First Round at Norman, OK)

REBOUNDS

15	Joyce Pierce vs. Northwestern, 3/17/93 (First Round at Evanston, IL)
13	Alex Montgomery vs. UALR, 3/21/10 (First Round at Norman, OK)
13	Sasha Goodlett vs. Iowa, 3/22/09 (Second Round at Iowa City, IA)
11	five times (MR: Sasha Goodlett vs. Georgetown, 3/20/12; Second Round at Chapel Hill, N.C.)

ASSISTS

6	Metra Walther vs. Georgetown, 3/20/12 (Second Round at Chapel Hill, N.C.)
5	Dawnn Maye vs. Georgetown, 3/20/12 (Second Round at Chapel Hill, N.C.)
4	six times (MR: Dawnn Maye vs. Baylor, 3/24/12; Sweet 16 at Des Moines, IA)

BLOCKS

3	Jacqua Williams vs. DePaul, 3/17/07 (First Round at Minneapolis, Minn.)
2	seven times (MR: Nariah Taylor vs. LSU, 3/23/14; First Round at Baton Rouge, La.)

STEALS

6	Jill Ingram vs. Iowa State, 3/22/08 (First Round at Des Moines, IA)
6	Jacqua Williams vs. DePaul, 3/17/07 (First Round at Minneapolis, Minn.)
5	three times (MR: Dawnn Maye, vs. LSU 3/23/14; First Round at Baton Rouge, La.)

FIELD GOALS MADE

12	Sydney Wallace vs. Baylor, 3/24/12 (Sweet 16 at Des Moines, IA)
11	Sydney Wallace vs. Sacred Heart, 3/18/12 (First Round at Chapel Hill, NC)
10	Brigitte Ardossi vs. UALR, 3/21/10 (First Round at Norman, OK)
9	three times (MR: Tyaunna Marshall and Sydney Wallace vs. LSU, 3/23/14; First Round at Baton Rouge, La.)

FIELD GOALS ATTEMPTED

22	Sydney Wallace vs. LSU, 3/23/14 (First Round at Baton Rouge, La.)
22	Sydney Wallace vs. Baylor, 3/24/12 (Sweet 16 at Des Moines, IA)
22	Brigitte Ardossi vs. UALR, 3/21/10 (First Round at Norman, OK)
21	two times (MR: Stephanie Higgs vs. Purdue, 3/19/07 at (Second Round at Minneapolis, Minn.)

FIELD GOAL PERCENTAGE

(MIN. 6 ATTEMPTS)

.846 (11-13)	Sydney Wallace vs. Sacred Heart, 3/18/12 (First Round at Chapel Hill, NC)
.750 (6-8)	Sasha Goodlett vs. Georgetown, 3/20/12 (Second Round at Chapel Hill, N.C.)
.667 (8-12)	Jill Ingram vs. Iowa State, 3/22/08 (First Round at Des Moines, IA)
.545 (12-22)	Sydney Wallace vs. Baylor, 3/24/12 (Sweet 16 at Des Moines, IA)

THREE-POINT FIELD GOALS MADE

8	Sydney Wallace vs. Baylor, 3/24/12 (Sweet 16 at Des Moines, IA)
6	Sydney Wallace vs. Sacred Heart, 3/18/12 (First Round at Chapel Hill, NC)
5	Sydney Wallace vs. Georgetown, 3/20/12 (Second Round at Chapel Hill, N.C.)
5	Jill Ingram vs. Iowa State, 3/22/08 (First Round, Des Moines, IA)

THREE-POINT FIELD GOALS ATTEMPTED

14	Sydney Wallace vs. Georgetown, 3/20/12 (Second Round at Chapel Hill, N.C.)
13	Sydney Wallace vs. LSU, 3/23/14 (First Round at Baton Rouge, La.)
12	Sydney Wallace vs. Baylor, 3/24/12 (Sweet 16 at Des Moines, IA)
11	two times (MR: Alex Montgomery vs. Ohio State, 3/21/11; Second Round at Columbus, Ohio)

THREE-POINT FIELD GOAL PERCENTAGE
(MIN. 3 ATTEMPTS)

.750 (6-8)	Sydney Wallace vs. Sacred Heart, 3/18/12 (First Round at Chapel Hill, NC)
.667 (8-12)	Sydney Wallace vs. Baylor, 3/24/12 (Sweet 16 at Des Moines, IA)
.556 (5-9)	Jill Ingram vs. Iowa State, 3/22/08 (First Round at Des Moines, IA)
.429 (3-7)	Chioma Nnamaka vs. Purdue, 3/19/07 (Second Round at Minneapolis, Minn.)

FREE THROWS MADE

9	Fallon Stokes vs. Virginia Tech, 3/22/03 (First Round at West Lafayette, Ind.)
8	Sasha Goodlett vs. Oklahoma, 3/24/09 (Second Round at Iowa City, IA)
8	Stephanie Higgs vs. Purdue, 3/19/07 (Second Round at Minneapolis, Minn.)
6	two times (MR: Kaela Davis vs. LSU, 3/23/14 First Round at Baton Rouge, La.)

FREE THROWS ATTEMPTED

10	Fallon Stokes vs. Virginia Tech, 3/22/03 (First Round at West Lafayette, Ind.)
10	Sasha Goodlett vs. Oklahoma, 3/24/09 (Second Round at Iowa City, IA)
9	Stephanie Higgs vs. Purdue, 3/19/07 (Second Round at Minneapolis, Minn.)
7	two times (MR: Sasha Goodlett vs. Georgetown, 3/20/12 (Second Round at Chapel Hill, N.C.)

FREE THROW PERCENTAGE (MIN. 7 MADE)

.900 (9-10)	Fallon Stokes vs. Virginia Tech, 3/22/03 (First Round at West Lafayette, Ind.)
.889 (8-9)	Stephanie Higgs vs. Purdue, 3/19/07 (Second Round at Minneapolis, Minn.)
.800 (8-10)	Sasha Goodlett vs. Georgetown, 3/20/12 (Second Round at Chapel Hill, N.C.)

TEAM RECORDS

MOST POINTS (GAME)

78	vs. LSU, 3/23/14 (First Round at Baton Rouge, La.)
76	vs. Georgetown, 3/20/12 (Second Round at Chapel Hill, N.C.)
76	vs. Sacred Heart, 3/18/14 (First Round at Chapel Hill, N.C.)
76	vs. Iowa, 3/22/09 (First Round at Iowa City, IA)

MOST POINTS (ONE HALF)

44 (1st)	vs. LSU, 3/23/14 (First Round at Baton Rouge, La.)
42 (2nd)	vs. Baylor, 3/24/12 (Sweet 16 at Des Moines, IA)
40 (2nd)	vs. Sacred Heart, 3/18/12 (First Round at Chapel Hill, NC)
40 (2nd)	vs. Iowa, 3/22/09 (Second Round at Iowa City, IA)

FEWEST POINTS (GAME)

50	vs. Oklahoma, 3/24/09 (Second Round at Iowa City, IA)
53	vs. UALR, 3/21/10 (First Round at Norman, OK)
55	vs. Iowa State, 3/22/08 (First Round at Des Moines, IA)
55	vs. DePaul, 3/17/07 (First Round at Minneapolis, Minn.)

FEWEST POINTS (ONE HALF)

20 (2nd)	vs. DePaul, 3/17/07 (First Round at Minneapolis, Minn.)
21 (2nd)	vs. Oklahoma, 3/24/09 (Second Round at Iowa City, IA)
24 (1st)	vs. Iowa State, 3/22/08 (First Round at Des Moines, IA)
26 (1st)	two times (MR: vs. Baylor, 3/24/12 (Sweet 16 at Des Moines, IA)

REBOUNDS

50	vs. Northwestern, 3/17/93 (First Round at Evanston, IL)
44	vs. Baylor, 3/24/12 (Sweet 16 at Des Moines, IA)
43	vs. Iowa, 3/22/09 (Second Round at Iowa City, IA)
39	two times (MR: vs. Georgetown, 3/20/12 (Second Round at Chapel Hill, N.C.)

ASSISTS

20	vs. Georgetown, 3/20/12 (Second Round at Chapel Hill, N.C.)
14	vs. Baylor, 3/24/12 (Sweet 16 at Des Moines, IA)
14	vs. DePaul, 3/17/07 (First Round at Minneapolis, Minn.)
13	three times (MR: vs. Sacred Heart, 3/18/12 (First Round at Chapel Hill, NC)

BLOCKS

6	vs. DePaul, 3/17/07 (First Round at Minneapolis, Minn.)
5	vs. LSU, 3/23/14 (First Round at Baton Rouge, La.)
4	vs. UALR, 3/21/10 (First Round at Norman, OK)
4	vs. Northwestern, 3/17/93 (First Round at Evanston, IL)

STEALS

14	vs. LSU, 3/23/14 (First Round at Baton Rouge, La.)
14	vs. Ohio State, 3/21/11; Second Round at Columbus, Ohio)
14	vs. Purdue, 3/19/07 at (Second Round at Minneapolis, Minn.)
14	vs. DePaul, 3/17/07 (First Round at Minneapolis, Minn.)
13	vs. Bowling Green, 3/19/11 (First Round at Columbus, Ohio)

FIELD GOALS MADE

30	vs. LSU, 3/23/14 (First Round at Baton Rouge, La.)
30	vs. Iowa, 3/22/09 (Second Round at Iowa City, IA)
28	vs. Georgetown, 3/20/12 (Second Round at Chapel Hill, N.C.)
28	vs. Ohio State, 3/21/11 (Second Round at Columbus, Ohio)

FIELD GOALS ATTEMPTED

87	vs. Northwestern, 3/17/93 (First Round at Evanston, IL)
76	vs. LSU, 3/23/14 (First Round at Baton Rouge, La.)
72	vs. Ohio State, 3/21/11 (Second Round at Columbus, Ohio)
70	vs. Baylor, 3/24/12 (Sweet 16 at Des Moines, IA)

FIELD GOAL PERCENTAGE (MIN. 20 MADE)

.529 (27-51)	vs. Sacred Heart, 3/18/12 (First Round at Chapel Hill, NC)
.500 (28-56)	vs. Georgetown, 3/20/12 (Second Round at Chapel Hill, N.C.)
.466 (27-58)	vs. Bowling Green, 3/19/11 (First Round at Columbus, Ohio)
.448 (30-67)	vs. Iowa, 3/22/09 (Second Round at Iowa City IA)

THREE-POINT FIELD GOALS MADE

10	vs. Baylor, 3/24/12 (Sweet 16 at Des Moines, IA)
8	vs. Georgetown, 3/20/12 (Second Round at Chapel Hill, N.C.)
8	vs. Sacred Heart, 3/18/12 (First Round at Chapel Hill, NC)
7	vs. Iowa State, 3/22/08 (First Round at Des Moines, IA)

NCAA TOURNAMENT RECORDS

THREE-POINT FIELD GOALS ATTEMPTED

28	vs. Iowa State, 3/22/08 (First Round at Des Moines, IA)
23	vs. Georgetown, 3/20/12 (Second Round at Chapel Hill, N.C.)
22	vs. LSU, 3/23/14 (First Round at Baton Rouge, La.)
22	vs. Purdue, 3/19/07 at (Second Round at Minneapolis, Minn.)

THREE-POINT FIELD GOAL PERCENTAGE (MIN. 5 MADE)

.667 (8-12)	vs. Sacred Heart, 3/18/12 (First Round at Chapel Hill, NC)
.526 (10-19)	vs. Baylor, 3/24/12 (Sweet 16 at Des Moines, IA)
.353 (6-17)	vs. Purdue, 3/19/07 at (Second Round at Minneapolis, Minn.)
.348 (8-23)	vs. Georgetown, 3/20/12 (Second Round at Chapel Hill, N.C.)

FREE THROWS MADE

15	vs. Oklahoma, 3/24/09 (Second Round at Iowa City, IA)
15	vs. Purdue, 3/19/07 at (Second Round at Minneapolis, Minn.)
14	three times (MR: vs. LSU, 3/23/14 (First Round at Baton Rouge, La.)

FREE THROWS ATTEMPTED

21	vs. Iowa, 3/22/09 (Second Round at Iowa City, IA)
20	vs. Oklahoma, 3/24/09 (Second Round at Iowa City, IA)
19	three times (MR: vs. Georgetown, 3/20/12 (Second Round at Chapel Hill, N.C.)

FREE THROW PERCENTAGE (MIN. 14 MADE)

.824 (14-17)	vs. LSU, 3/23/14 (First Round at Baton Rouge, La.)
.789 (15-19)	vs. Purdue, 3/19/07 at (Second Round at Minneapolis, Minn.)
.750 (15-20)	vs. Oklahoma, 3/24/09 (Second Round at Iowa City, IA)
.737 (14-19)	vs. Sacred Heart, 3/18/12 (First Round at Chapel Hill, NC)

OPPONENT RECORDS

MOST POINTS (INDIVIDUAL)

35	Britney Griner (Baylor), 3/24/12 (Sweet 16 at Des Moines, IA)
----	---

MOST POINTS (TEAM GAME)

98	LSU, 3/23/14 (First Round at Baton Rouge, La.)
----	--

MOST POINTS (TEAM, ONE HALF)

51	LSU, 3/23/14 (First Round at Baton Rouge, La.)
----	--

FEWEST POINTS (TEAM, GAME)

50	Sacred Heart, DePaul, 3/18/12 (First Round at Chapel Hill, N.C.)
----	--

FEWEST POINTS (TEAM, ONE HALF)

16	DePaul, 3/17/07 (First Round at Minneapolis, Minn.)
----	---

MOST REBOUNDS (INDIVIDUAL)

17	Danielle Ballard (LSU), 3/23/14 (First Round at Baton Rouge, La.)
----	---

MOST REBOUNDS (TEAM)

57	LSU, 3/23/14 (First Round at Baton Rouge, La.)
----	--

MOST ASSISTS (INDIVIDUAL)

11	Nancy Kennelly (Northwestern), 3/17/93 (First Round at Evanston, IL.)
----	---

MOST ASSISTS (TEAM)

22	Northwestern, 3/17/93 (First Round at Evanston, IL.)
----	--

MOST BLOCKS (INDIVIDUAL)

6	three times, (MR: Shaneece McKinney, LSU), 3/23/14 (First Round at Baton Rouge, La.)
---	--

MOST BLOCKS (TEAM)

10	Baylor, 3/24/12 (Sweet 16 at Des Moines, IA)
----	--

MOST STEALS (INDIVIDUAL)

4	twice, (MR: Samantha Prahalis) (Ohio State), 3/21/11 (Second Round at Columbus, OH)
---	---

MOST STEALS (TEAM)

11	UALR, 3/21/10 (First Round at Norman, Okla.)
----	--

MOST FIELD GOALS MADE (INDIVIDUAL)

13	Britney Griner (Baylor), 3/24/12 (Sweet 16 at Des Moines, IA)
----	---

MOST FIELD GOALS MADE (TEAM)

35	LSU, 3/23/14 (First Round at Baton Rouge, La.)
----	--

FEWEST FIELD GOALS MADE (TEAM)

20	five times, (MR: Sacred Heart), 3/18/12 (First Round at Chapel Hill, N.C.)
----	--

MOST FIELD GOALS ATTEMPTED (INDIVIDUAL)

19	Sugar Rodgers (Georgetown), 3/20/12 (Second Round at Chapel Hill, N.C.)
----	---

MOST FIELD GOALS ATTEMPTED (TEAM)

70	LSU, 3/23/14 (First Round at Baton Rouge, La.)
----	--

FEWEST FIELD GOALS ATTEMPTED (TEAM)

42	twice, (MR: Ohio State), 3/21/11 (Second Round at Columbus, OH)
----	---

HIGHEST FIELD GOAL PERCENTAGE (INDIVIDUAL - MIN. 6 MADE)

.900 (9-10)	twice, (MR: Destiny Williams) (Baylor), 3/24/12 (Sweet 16 at Des Moines, IA)
-------------	--

HIGHEST FIELD GOAL PERCENTAGE (TEAM - MIN. 20 MADE)

.600 (30-50)	Northwestern, 3/17/93 (First Round at Evanston, IL.)
--------------	--

LOWEST FIELD GOAL PERCENTAGE (TEAM)

.338 (23-68)	Georgetown, 3/20/12 (Second Round at Chapel Hill, N.C.)
--------------	---

MOST THREE-POINT FIELD GOALS MADE (INDIVIDUAL)

5	Kelsey Bolte (Iowa State), 3/22/08 (First Round at Des Moines, IA)
---	--

MOST THREE-POINT FIELD GOALS MADE (TEAM)

9	Iowa State, 3/22/08 (First Round at Des Moines, IA)
---	---

FEWEST THREE-POINT FIELD GOALS MADE (TEAM)

1	Baylor, 3/24/14 (Sweet 16 at Des Moines, IA)
---	--

MOST THREE-POINT FIELD GOALS ATTEMPTED (INDIVIDUAL)

8	twice, (MR: Sugar Rodgers) (Georgetown), 3/20/12 (Second Round at Chapel Hill, N.C.)
---	--

MOST THREE-POINT FIELD GOALS ATTEMPTED (TEAM)

24	Iowa State, 3/22/08 (First Round at Des Moines, IA)
----	---

FEWEST THREE-POINT FIELD GOALS ATTEMPTED (TEAM)

6	twice, (MR: Baylor), 3/24/12 (Sweet 16 at Des Moines, IA)
---	---

HIGHEST THREE-POINT FIELD GOAL PERCENTAGE (INDIVIDUAL - MIN. 3 MADE)

1.000 (3-3)	DaShawn Harden (LSU), 3/23/14 (First Round at Baton Rouge, La.)
-------------	---

HIGHEST THREE-POINT FIELD GOAL PERCENTAGE (TEAM - MIN. 5 MADE)

.545 (6-11)	Purdue, 3/19/07 (Second Round at Minneapolis, Minn.)
-------------	--

LOWEST THREE-POINT FIELD GOAL PERCENTAGE (TEAM)

.167 (1-6)	Baylor 3/24/12 (Sweet 16 at Des Moines, IA)
------------	---

MOST FREE THROWS MADE (INDIVIDUAL)

12	Maureen Holohan, 3/17/93 (First Round at Evanston, IL.)
----	---

MOST FREE THROWS MADE (TEAM)

27	Northwestern, 3/17/93 (First Round at Evanston, IL.)
----	--

FEWEST FREE THROWS MADE (TEAM)

5	Sacred Heart, 3/18/12 (First Round at Chapel Hill, N.C.)
---	--

MOST FREE THROWS ATTEMPTED (INDIVIDUAL)

18	Maureen Holohan, 3/17/93 (First Round at Evanston, IL.)
----	---

MOST FREE THROWS ATTEMPTED (TEAM)

39	Northwestern, 3/17/93 (First Round at Evanston, IL.)
----	--

FEWEST FREE THROWS ATTEMPTED (TEAM)

6	Virginia Tech, 3/22/03 (First Round at West Lafayette, IN)
---	--

HIGHEST FREE THROW PERCENTAGE (INDIVIDUAL - MIN. 6 MADE)

1.000 (9-9)	three times, (MR: Lauren Prochaska) (Bowling Green), 3/19/11 (First Round at Columbus, OH)
-------------	--

HIGHEST FREE THROW PERCENTAGE (TEAM - MIN. 15 MADE)

.889 (16-18)	Bowling Green, 3/19/11 (First Round at Columbus, OH)
--------------	--

LOWEST FREE THROW PERCENTAGE (TEAM)

.455 (5-11)	Sacred Heart, 3/18/12 (First Round at Chapel Hill, N.C.)
-------------	--

NCAA TOURNAMENT BOX SCORES

'93 Northwestern
Georgia Tech
March 17, 1993 | Welsh-Ryan Arena (Evanston, Ill.)

90
62

'03 Virginia Tech
Georgia Tech
March 22, 2003 | Mackey Arena (West Lafayette, Ind.)

61
59

OFFICIAL NCAA BASKETBALL BOX SCORE ***FINAL*** - NCAA TOURNAMENT 1ST ROUND-
Date 3/17/93 Site: Welsh-Ryan Arena, Evanston, Ill.

VISITORS (Last Name, First)															HOME (Last Name, First)													
No.	Player	FG	FGA	FT	FTA	Reb	Off	Def	TP	PF	TP	A	T	BLK	S	MIN	No.	Player	FG	FGA	FT	FTA	Reb	Off	Def	TP	PF	TP
00	Keener, Demita	3	7	0	0	2	4	2	4	3	5	0	0	0	11	1	1	1	0	0	0	0	0	0	0	0	11	
3	Wilson, Yvonne	2	8	0	0	0	0	0	0	0	3	2	3	0	1	25	11	Kennelly, Moira	1	6	0	0	4	5	0	4	2	6
12	Dortch, Kathy	0	1	0	0	1	2	1	1	2	1	1	1	0	1	1	20	20	Holan, Norine	0	0	0	0	2	0	0	0	0
23	Langston, Lynn	DUP															22	Babcock, Patricia	9	10	0	0	4	4	5	2	20	
30	Caldwell, Devony	4	16	0	0	1	1	4	2	6	2	9	4	0	1	31	24	Kennelly, Nancy	2	3	0	0	4	4	0	12	12	
31	Kauffman, Lars	3	13	0	0	0	1	6	3	4	8	6	3	0	1	25	33	Braden, Christina	0	1	0	0	0	0	1	1	1	
32	Finney, Christie	0	2	0	0	2	0	0	2	0	0	0	0	0	0	3	32	Holohan, Maureen	3	8	0	0	12	18	0	5	3	
33	Weiss, Aimee	F	2	6	0	0	0	0	1	1	2	3	4	1	0	23	35	Groh, Donna	7	8	0	0	0	0	1	1	2	
34	Duggins, Anna Maria	0	1	0	0	0	0	0	1	1	0	0	0	0	0	2	40	Ertel, Heather	4	5	0	0	3	4	0	6	3	
35	Pierre, Joyce	F	8	21	0	1	3	3	6	9	15	2	15	0	2	15	42	Swift, Colleen	1	3	0	0	0	0	0	0	1	
42	Fischer, Angie	2	5	1	3	0	0	0	4	4	2	3	4	0	0	12												
44	Baldwin, Selene	3	7	0	4	0	2	0	0	0	0	0	0	0	0	6												
55	Wilkinson, Renee	0	0	0	0	0	0	0	0	1	1	0	0	0	0	2												
TEAM REBOUNDS (included in Totals)															TEAM REBOUNDS (included in Totals)													
TOTALS															TOTALS													
TOTAL FG % 1st Half: 33.3%															TOTAL FG % 1st Half: 33.3%													
3-PT FG % 1st Half: 0.0%															3-PT FG % 1st Half: 0.0%													
FT % 1st Half: 0.0%															FT % 1st Half: 0.0%													

Technical Fouls: 0
Deadball Rebounds: 4

HOME (Last Name, First)															VISITORS (Last Name, First)														
No.	Player	FG	FGA	FT	FTA	Reb	Off	Def	TP	PF	TP	A	T	BLK	S	MIN	No.	Player	FG	FGA	FT	FTA	Reb	Off	Def	TP	PF	TP	
3	Cook, Kellie	5	6	3	5	2	2	2	4	0	11	2	0	0	1	32	11	Kennelly, Moira	1	6	0	0	4	5	0	4	2	6	
11	Kennelly, Moira	0	1	0	0	2	4	5	0	4	4	2	6	0	0	2	20	Holan, Norine	0	0	0	0	2	0	0	0	0	0	
20	Holan, Norine	0	0	0	0	2	0	0	0	0	0	0	0	0	0	0	22	Babcock, Patricia	9	10	0	0	4	4	5	2	20	0	
22	Babcock, Patricia	9	10	0	0	2	4	5	0	4	4	2	6	0	0	2	24	Kennelly, Nancy	2	3	0	0	4	4	0	12	12	8	
24	Kennelly, Nancy	2	3	0	0	4	4	0	12	12	1	8	0	0	0	3	33	Braden, Christina	0	1	0	0	0	0	1	1	1	0	
32	Braden, Christina	0	1	0	0	0	0	1	1	1	0	0	0	0	0	3	32	Holohan, Maureen	3	8	0	0	12	18	0	5	3	13	
33	Holohan, Maureen	3	8	0	0	12	18	0	5	3	13	1	2	0	1	31	35	Groh, Donna	7	8	0	0	0	0	1	1	2	14	
35	Groh, Donna	7	8	0	0	0	0	1	1	2	14	1	0	0	0	23	40	Ertel, Heather	4	5	0	0	3	4	0	6	3	11	
40	Ertel, Heather	4	5	0	0	3	4	0	6	6	3	11	3	1	2	17	42	Swift, Colleen	1	3	0	0	0	0	0	0	1	2	
42	Swift, Colleen	1	3	0	0	0	0	0	0	0	1	2	0	0	0	4													
TEAM REBOUNDS (included in Totals)															TEAM REBOUNDS (included in Totals)														
TOTALS															TOTALS														
30 50 3 7 27 39															1 3 4 58 42 15 90														
22 13 4 6 20																													

Technical Fouls: 0
Deadball Rebounds: 2

SCORE BY PERIODS															SCORE BY PERIODS												
1st	2nd	OT	OT	FINAL	1st	2nd	OT	OT	FINAL	1st	2nd	OT	OT	FINAL	1st	2nd	OT	OT	FINAL	1st	2nd	OT	OT	FINAL	1st	2nd	OT
Georgia Tech	27	35		62	Georgia Tech	27	35		62	Georgia Tech	27	35		62	Georgia Tech	27	35		62	Georgia Tech	27	35		62	Georgia Tech	27	35
Northwestern	45	45		90	Northwestern	45	45		90	Northwestern	45	45		90	Northwestern	45	45		90	Northwestern	45	45		90	Northwestern	45	45

Technical Fouls: 0
Deadball Rebounds: 2

Official Basketball Box Score -- Game Totals -- Final Statistics
Georgia Tech vs Virginia Tech
03/22/03 11:14 AM EST at Mackey Arena - West Lafayette, IN

Georgia Tech 59 • 20-11

		Total		3-Ptr		Rebounds													
#	Player	FG	FGA	FG	FGA	FT	FTA	Off	Def	Total	PF	TP	A	To	Blk	Stl	Min		
04	Stewart, Alex	f	4-10	0-0		2-2		4	5	9	2	10	3	5	0	1	34		
24	Stokes, Fallon	f	8-17	0-0		9-10		1	4	5	3	25	1	2	0	3	35		
33	Mallory, Sonja	c	4-13	0-0		0-0		4	2	6	1	8	2	2	2	4	32		
15	Harpory, Megan	f	2-5	0-1		0-0		2	1	3	0	4	2	0	0	0	29		
22	Isom, Megan	g	2-9	0-3		0-0		1	0	1	3	4	1	0	0	2	33		
00	Winn, Mallorie		2-3	0-0		2-2		0	2	2	1	6	1	1	0	0	18		
32	Williams, Jessica		1-3	0-0		0-2		2	1	3	0	2	0	0	1	0	16		
35	Terry, Kasha		0-0	0-0		0-0		0	0	0	0	0	0	0	0	0	3		
Team								1	1	2				1					
Totals			23-60	0-4		13-16		15	16	31	10	59	11	11	3	10	200		
FG % 1st Half: 11-33		33.3%	2nd half: 12-27		44.4%	Game: 23-60		38.3%		0.0%		Deadball							
3FG % 1st Half: 0-1		0.0%	2nd half: 0-0		0.0%	Game: 0-4		0.0%		0.0%		Rebounds							
FT % 1st Half: 6-8		75.0%	2nd half: 7-8		87.5%	Game: 13-16		81.3%				1							

NCAA TOURNAMENT BOX SCORES

'08 Iowa State
Georgia Tech
March 22, 2008 | Wells Fargo Arena (Des Moines, IA)58
55Official Basketball Box Score -- Game Totals -- Final Statistics
Georgia Tech vs Iowa State
03-22-08 11 a.m. at Wells Fargo Arena - Des Moines, Iowa

Georgia Tech 55 • 22-10, 7-7 ACC

#	Player		Total			3-Ptr			Rebounds			PF	TP	A	TO	Blk	Stl	Min		
			FG-FGA	FG-FGA	FT-FTA	Off	Def	Tot												
1	Williams, Jacqua	*	7-17	2-9	2-4	3	5	8	3	18	3	0	1	3				35		
21	Mitchell, Janie	*	4-11	0-0	0-0	3	4	7	0	8	3	1	0	0				40		
43	Nnamaka, Chioma	*	1-5	0-2	0-0	1	1	2	2	2	2	0	1	0	1			29		
45	Mitchell, Daphne	*	0-1	0-0	0-0	0	0	0	0	0	0	0	0	0	0			9		
5	Ingram, Jill	*	8-12	5-9	0-0	1	2	3	2	21	2	4	0	6	35					
22	Montgomery, Alex		0-9	0-8	0-0	1	2	3	2	0	1	2	0	2	22					
33	Blackmon, Tiffany		0-0	0-0	0-0	0	0	0	1	0	0	0	0	0	1					
34	Hemingway, Iasia		0-4	0-0	2-2	1	0	1	3	2	0	0	0	0	0			10		
35	Ardossi, Brigitte		2-4	0-0	0-0	3	3	6	3	4	0	0	0	0	19					
Team						0 2 2														
Totals			22-63			7-28			4-6			13 19 32			16 55 9			8 1 12 200		
FG % 1st Half: 10-37			27.0%			2nd half: 12-26			46.2%			Game: 22-63			34.9%			Deadball		
3FG % 1st Half: 1-15			6.7%			2nd half: 6-13			46.2%			Game: 7-28			25.0%			Rebounds		
FT % 1st Half: 3-4			75.0%			2nd half: 1-2			50.0%			Game: 4-6			66.7%			1		

Iowa State 58 • 21-12, 7-9 Big12

#	Player	Total		3-Ptr		Rebounds			PF	TP	A	TO	Blk	Stl	Min
		FG-FGA	FG-FGA	FT-FTA	Off	Def	Tot								
11	Bolte, Kelsey	7-13	5-8	0-0	2	5	7	1	19	2	2	0	1	39	
15	Ezell, Heather	1-7	1-5	2-2	0	4	4	1	5	5	3	0	1	37	
32	Nislett, Amanda	4-6	2-4	1-1	4	8	12	3	11	2	2	1	0	37	
4	Lacey, Alison	2-9	1-6	4-4	0	3	3	2	9	4	5	0	0	34	
44	Anderson, Jocelyn	6-9	0-0	0-1	1	5	6	1	12	2	3	5	0	35	
10	Stuckey, Denae	1-2	0-0	0-0	0	2	2	1	2	0	2	0	0	14	
13	Florzak, Anna	0-1	0-1	0-0	0	0	0	0	0	0	0	0	0	2	
22	Lightbourne, Genesis	0-0	0-0	0-0	0	1	1	0	0	0	1	0	0	2	
Team						1	1	2							
Totals		21-47	9-24	7-8	8	29	37	9	58	15	18	6	2	200	
FG % 1st Half: 8-21		38.1%		2nd half: 13-26		50.0%		Game: 21-47		44.7%		Deadball			
3FG % 1st Half: 2-11		18.2%		2nd half: 7-13		53.8%		Game: 9-24		37.5%		Rebounds			
FT % 1st Half: 2-3		66.7%		2nd half: 5-5		100.0%		Game: 7-8		87.5%		0			

Officials: Dee Kantner, Diana DePaul, Tommy Salerno, Lawson Newton SB
Technical fouls: Georgia Tech-None. Iowa State-None.
Attendance: 9359
NCAA 1st Round (Greensboro Region)
Fouled out: none

Score by periods	1st	2nd	Total
Georgia Tech	24	31	55
Iowa State	20	38	58

Points	In	Off	2nd	Fast	Bench
GT	22	16	15	4	6
ISU	24	5	13	2	2

'09 Georgia Tech
Iowa
March 22, 2009 | Carver-Hawkeye Arena (Iowa City, IA)76
62Official Basketball Box Score -- Game Totals -- Final Statistics
Georgia Tech vs Iowa
03/22/09 8:45 p.m. at Carver-Hawkeye Arena - Iowa City, IA

Georgia Tech 76 • 22-9

#	Player		Total		3-Ptr		Rebounds			PF	TP	A	TO	Blk	Stl	Min
			FG-FGA	FG-FGA	FT-FTA	Off	Def	Tot								
34	Hemingway, Iasia	f	6-12	0-1	4-7	2	6	8	4	16	3	3	0	2	34	
35	Ardossi, Brigitte	f	3-6	0-0	5-6	2	7	9	3	11	2	1	0	1	35	
45	Goodlett, Sasha	c	8-15	0-0	0-0	6	7	13	1	16	0	2	0	1	34	
01	Williams, Jacqua	c	8-17	2-5	5-6	1	1	2	3	23	3	1	0	2	38	
23	Foster, Deja	g	3-9	0-0	0-2	2	0	2	5	6	0	2	0	2	26	
02	Bennett, Mo	g	2-8	0-1	0-0	6	1	7	1	4	1	0	0	2	27	
05	Walhour, Metra		0-0	0-0	0-0	0	0	0	0	0	0	0	0	0	0+	
14	Adams, LaQuanishia		0-0	0-0	0-0	0	0	0	2	0	0	0	0	0	2	
32	Riggins, Chelsea		0-0	0-0	0-0	0	0	0	2	0	0	0	0	0	4	
Team						0	2	2								
Totals				30-67	2-7	14-21	19	24	43	21	76	9	9	0	10	200
FG % 1st Half: 17-37			45.9%	2nd half: 13-30	43.3%	Game: 30-67			44.8%	Deadball						
3FG % 1st Half: 1-3			33.3%	2nd half: 1-4	25.0%	Game: 2-7			28.6%	Rebounds						
FT % 1st Half: 1-4			25.0%	2nd half: 13-17	76.5%	Game: 14-21			66.7%	2						

Iowa 62 • 21-11

#	Player	Total		3-Ptr		Rebounds			PF	TP	A	TO	Blk	Stl	Min
		FG-FGA	FG-FGA	FT-FTA	Off	Def	Tot								
21	Alexander, Kachine	f	3-9	0-0	11-14	3	7	10	4	17	3	4	0	3	34
32	Ausdemore, Wendy	f	5-8	2-4	0-0	1	2	3	4	12	3	4	0	0	37
44	Skouby, Megan	c	2-6	0-0	0-0	1	0	1	2	4	0	1	1	0	21
02	Wahlin, Kamille	f	4-9	2-4	4-4	0	5	5	2	14	4	2	0	1	39
11	Smith, Kristi	g	3-10	2-7	0-0	0	4	4	2	8	3	3	0	0	40
31	Draxten, Hannah		0-0	0-0	0-0	1	0	1	0	0	0	1	0	0	5
45	Hamlin, JoAnn		3-5	0-0	1-3	1	3	4	1	7	1	2	0	0	23
50	Nyenhuus, Lindsey		0-0	0-0	0-0	0	0	0	0	0	0	0	0	0	1
Team								0	2	2					
Totals			20-47	6-15	16-21	7	23	30	15	62	14	17	1	4	200
FG % 1st Half: 11-28		39.3%	2nd half: 9-19		47.4%	Game: 20-47		42.6%	Deadball						
3FG % 1st Half: 4-7		57.1%	2nd half: 2-8		25.0%	Game: 6-15		40.0%	Rebounds						
FT % 1st Half: 5-7		71.4%	2nd half: 11-14		78.6%	Game: 16-21		76.2%	1						

Officials: June Courteau, Jesse Dickerson, Greg Small
Technical fouls: Georgia Tech-None. Iowa-None.
Attendance: 5615
NCAA First Round Game
Fouled Out: #23 1:57 2nd

Score by periods	1st	2nd	Total
Georgia Tech	36	40	76
Iowa	31	31	62

Points	In	Off	2nd	Fast	Bench
GT	46	21	18	8	4
IOWA	46	12	3	9	7

Last FG - GT 2nd-02:44, IOWA 2nd-01:05.

Score tied - 3 times.

'09 Oklahoma
Georgia Tech
March 24, 2009 | Carver-Hawkeye Arena (Iowa City, IA)69
50Official Basketball Box Score -- Game Totals -- Final Statistics
Georgia Tech vs #4/4 Oklahoma
03/24/09 8:30 p.m. at Carver-Hawkeye Arena - Iowa City, IA

Georgia Tech 50 • 22-9

#	Player	Total			3-Ptr		Rebounds			PF	TP	A	TO	Blk	Stl	Min
		FG-FGA	FG-FGA	FT-FTA	Off	Def	Tot									
34	Hemingway, Iasia	f	4-12	0-5	2-2	4	2	6	2	10	2	5	1	2	33	
35	Ardossi, Brigitte		5-13	0-0	1-2	3	3	6	3	11	1	1	0	0	33	
45	Goodlett, Sasha	c	0-6	0-0	8-10	4	3	7	2	8	0	4	1	0	32	
01	Williams, Jacqua	B	0-9	0-4	1-2	0	1	1	4	1	4	2	0	0	18	
23	Foster, Deja	g	6-15	0-0	3-4	1	2	3	3	15	2	1	0	1	34	
02	Bennett, Mo		2-6	1-4	0-0	1	1	2	0	5	3	1	0	0	15	
05	Walshour, Metra		0-0	0-0	0-0	0	0	0	3	0	0	0	0	1	24	
12	Turner, Tabitha		0-0	0-0	0-0	0	0	0	0	0	0	0	0	0	1	
32	Riggins, Chelsea		0-2	0-0	0-0	1	5	6	1	0	1	0	0	0	10	
Team						4	1	5					1			
Totals			17-63	1-13	15-20	18	18	36	18	50	13	15	2	4	200	
FG % 1st Half: 12-34			35.3%	2nd half: 5-29	17.2%	Game: 17-63		27.0%		Deabon						
3FG % 1st Half: 1-8			12.5%	2nd half: 0-5	0.0%	Game: 1-13		7.7%		Rebound						
47.5 1st Half: 66.3%				2nd half: 11-26	76.9%	Game: 11-26		76.9%								

99

NCAA TOURNAMENT BOX SCORES

'12 **Baylor**
Georgia Tech
March 24, 2012 | Wells Fargo Arena (Des Moines, IA)

Official Basketball Box Score -- Game Totals -- Final Statistics
Georgia Tech vs 1/1 Baylor
03/24/12 1:40 PM at Des Moines, Iowa (Wells Fargo Arena)

Georgia Tech 68 • 26-9

#		Player	Total			3-Ptr			Rebounds			PF			A			Bk			Stl			Min		
			FG	FGA	%	FG	FGA	%	FT	FTA	%	Off	Def	Total	PF	TP	A	O	Bk	Stl	Blk	Stl	Min			
41		Gortnar, Tasha	f	0-2	0.0	0-0	0-0	0.0	2	3	5	3	0	3	3	0	1	0	0	0	0	17				
45		Goodlett, Jessa	c	4-18	0.0	0-1	0-3	4	7	4	7	4	8	2	3	3	1	3	1	3	3	33				
01		Maye, David	f	2-6	0.0	1-4	0-3	1	4	1	6	4	3	1	1	7	4	3	1	1	1	17				
05		Walshour, Metra	g	4-8	2.5	0.0	0	1	1	1	2	10	2	5	1	2	2	5	1	2	25					
08		Wallace, Tyannna	g	3-12	0.0	4-4	3	7	10	2	10	2	3	1	1	2	2	3	1	1	3					
02		Bennett, Mo	0	0-0	0-0	0-0	0	1	1	2	0	0	0	0	0	0	0	0	0	1	11					
03		Taylor, Sharena	0	0-0	0-0	0-0	0	0	0	0	0	0	0	0	0	0	0	0	0	0	2					
10		Hamilton-Carter, D.	0	0-0	0-0	0-0	0	0	0	0	3	0	0	0	0	0	0	0	0	0	6					
14		Adams, LaQuanisha	1	1-1	0-0	0-0	1	1	1	2	2	0	0	0	0	0	0	0	0	0	6					
23		Wallace, Sydney	12-22	8-12	0-0	1	2	3	32	0	3	0	0	0	0	0	0	0	0	0	33					
32		Regins, Chelsea	0-1	0-0	0-0	4	0	4	2	0	1	0	0	0	0	0	1	0	0	0	17					
Team						7	7	8																		
Totals				26-70	10-19	6-9	25	19	44	24	68	11	20	3	8	200										
FG % 1st Half:			9-30	30.0%	2nd half:	17-40	42.5%	Game:			26-70	37.1%	Deadball													
3FG % 1st Half:			4-9	44.4%	2nd half:	6-10	60.0%	Game:			10-19	52.6%	Rebounds													
FT % 1st Half:			1-2	50.0%	2nd half:	3-4	75.0%	Game:			7-12	58.3%														

1/1 Baylor 83 • 37-0

#	Player	Total	FG-FGA	FT-FTA	FT-FTA	Rebounds					A	T	Bk	Sr	Min
						Ov	Def	Off	TP	PF	TP				
10	Williams, Destiny	1	9-10	0-0	0-0	4	1	5	1	18	1	1	1	1	26
22	Girner, Brittney		13-18	0-0	9-11	3	7	10	2	35	2	1	6	2	30
30	Sims, Odyssey	1	3-7	1-3	4-6	1	0	1	1	11	1	1	1	1	28
01	Haden, Kimetria		2-7	0-2	1-2	1	0	1	1	5	3	3	0	2	27
03	Madden, Jordan	9	0-4	0-0	0-0	0	0	0	0	2	0	3	1	1	25
14	Robertson, Mackenzie		0-2	0-1	2-2	0	1	1	0	2	1	2	0	0	7
20	Condrey, Terran		0-0	0-0	0-0	0	3	3	0	0	2	0	0	1	22
22	Agbuke, Sune		0-0	0-0	2-2	0	0	0	1	2	0	0	0	0	6
24	Field, Ashley		0-1	0-0	1-2	0	0	0	0	1	0	0	0	0	6
25	Palmer, Lindsay		0-0	0-0	0-0	1	1	2	0	0	0	0	0	0	6
32	Pope, Brooklyn		3-7	0-0	3-5	2	6	8	2	9	1	2	2	0	15
	Team					2	1	3							
	Totals		30-56	1-6	22-30	13	20	33	12	83	14	11	10	9	200
	FG % 1st Half:	16-30	53.3%	2nd half:	14-26	53.8%	Game:	30-56	53.6%						Deadball Rebounds
	3FG % 1st Half:	0-3	0.0%	2nd half:	1-3	33.3%	Game:	1-4	16.7%						
	FT % 1st Half:	10-14	71.4%	2nd half:	12-16	75.0%	Game:	22-30	73.3%						1.1

Officials: Lisa Mattingly, Penny Davis, William L. Smith
Technical fouls: Georgia Tech-None. 1/1 Baylor-None.
Attendance: 7941

Score by periods	1st	2nd	Total
Georgia Tech	26	42	68
1/1 Baylor	42	41	83

Last FG - GT 2nd-00:52, BU 2nd-06:29.
Largest lead - GT by 4 1st-16:50, BU by 31 2nd-06:29.
GT led for 01:55. BU led for 37:10. Game was tied for 00:55.

Score tied - 2 times.
Lead changed - 6 times

83 68	LSU '14 Georgia Tech March 23, 2014 Maravich Center (Baton Rouge, La.)	98 78
----------	---	----------

Official Basketball Box Score -- Game Totals -- Final Statistics
Georgia Tech vs LSU
03/23/14 11:30 am at Baton Rouge, La. (Maravich Center)

Georgia Tech 78 • 20-12

			Total	3-PT	Rebounds											
#	Player		FG-FGA	FG-FTA	Off	Def	Tot	PF	TP	A	To	Bk	Stl	Min		
24	Roddreka Rogers	f	2-6	0-0	0	3	1	4	0	4	2	0	0	15		
24	Shayla Bevins	c	0-0	0-0	0	1	1	2	0	0	0	0	1	0		
24	Kaela Davis	a	14-14	2-7	6-6	0	0	1	3	16	1	3	0	39		
15	Tyauanna Marshall	g	9-19	0-1	2-3	3	4	7	2	20	3	3	0	33		
25	Sydney Wallace	g	9-22	2-13	0	0	2	2	1	20	1	1	0	36		
01	Dawnn Maye	e	1-2	0-0	0	0	2	2	5	2	0	2	0	5		
02	Aaliyah Whiteside	e	2-6	0-1	1-2	1	2	3	3	5	1	1	0	2		
10	Katarina Vuckovic	e	0-1	0-0	0-0	0	0	0	0	0	0	0	0	2		
11	Nariah Taylor	e	3-5	0-0	5-6	0	5	5	4	11	1	2	2	22		
12	Frida Fogdemark	o	0-0	0-0	0-0	1	0	1	0	0	0	0	0	1		
40	Gabrielle Holston	e	0-1	0-0	0-0	1	0	1	3	0	1	2	0	4		
Team						2	1	3								
Totals			30-76	4-22	14-17	12	18	30	23	78	10	15	5	14	200	
FG % 1st Half: 17-33			51.5%	2nd half: 13-43	30.2%	Game: 30-76		39.5%							Deadball Rebounds	
3FG % 1st Half: 3-8			37.5%	2nd half: 1-7	14.3%	Game: 4-22		22.7%								
FT % 1st Half: 7-13			100.0%	2nd half: 7-10	70.0%	Game: 14-17		82.4%								

LSU 98 • 20-12

		Total	3-Ptr	Rebounds										
#	Player	FG	FGA	FT	FTA	PF	TP	A	To	Bk	Stl	Min		
32	BALLARD, Danielle	f	7-17	0-1	10-12	7	10	17	3	24	4	7	0	35
55	PLAISEANCE, Theresa	f	8-17	0-1	5-6	3	8	11	3	21	0	1	0	34
21	MCKINNEY, Shaneece	c	5-5	0-0	4-6	4	2	6	1	14	0	2	6	32
05	KENNEY, Jeanne	c	5-13	1-5	0-0	0	7	7	2	11	6	4	0	31
11	MONCRIEF, Raigyne	g	3-5	0-0	0-0	1	2	3	2	6	1	1	0	8
04	PEDERSEN, Anne	g	0-0	0-0	0-0	1	0	1	1	0	0	0	0	9
08	RHODES, Jasmine	g	0-0	0-0	0-0	0	1	1	0	0	0	0	0	2
13	HILL, Rina	g	1-3	0-0	1-2	0	0	0	1	3	1	2	0	10
24	HARDEN, DaShawn	g	5-8	3-3	4-4	2	2	4	3	17	1	5	0	28
42	BOYKIN, Sheila	g	1-2	0-0	0-0	0	0	0	2	2	1	1	1	11
Team						3	4	7						
Totals			35-70	4-10	24-30	21	36	57	18	98	14	23	7	200
FG % 1st Half: 18-41 43.9%		2nd half: 17-29 58.6%		Game: 35-70 50.0%		2nd half: 1-4 25.0%		Game: 14-23 60.9%		Deadball				
FT % 1st Half: 12-14 85.7%		2nd half: 12-16 75.0%		Game: 24-30 80.0%		2nd half: 1-4 25.0%		Game: 14-23 60.9%		Rebounds				
										2				

Officials: R: Jack Jones; U1: Maj Foresberg; U2: Pualani Spurlock
Technical fouls: Georgia Tech-None. LSU-None.
Attendance:
2014 NCAA Tournament First Round

Score by periods	1st	2nd	Total
Georgia Tech	44	34	78
USU	51	47	98

	In	Off	2nd	Fast	
Points	Paint	T/O	Chance	Break	Bench
GT	32	25	9	4	18
LSU	44	11	23	4	22

Last FG - GT 2nd-02:59, LSU 2nd-00:16.
Largest lead - GT None, LSU by 20 2nd-07:40.
GT led for 00:00, LSU led for 39:36. Game was tied for 00:13.

Score tied - 0 times.
Lead changed - 0 times.

RADIO/TV ROSTER



Sarah Bates #3
G • 5-9 • r-So.



Jasmine Carson #2
G • 5-10 • So.



Lorela Cubaj #13
F • 6-4 • Jr.



Anne Francoise #4
F • 6-4 • r-Jr.



Kierra Fletcher #41
G • 5-9 • Jr.



Nerea Hermosa #20
C • 6-5 • Fr.



Daijah Jefferson #00
F • 6-2 • r-So.



Lotta-Maj Lahtinen #31
G • 5-7 • So.



Kondalia Montgomery #12
G • 5-7 • So.



Ronni Nwora #21
F/C • 6-2 • Fr.



Francesca Pan #33
G • 6-1 • Sr.



Chanin Scott #24
G • 6-0 • Sr.



Nell Fortner
Head Coach



Tasha Butts
Assistant Coach



Blanche Alverson
Assistant Coach



Brandy Manning
Assistant Coach

2019-20///SCHEDULE

OCTOBER

30 CLAYTON STATE (EXH.) 7:00PM

NOVEMBER

5 HOUSTON 7:00PM

10 GRAMBLING STATE 2:00PM

17 AT GEORGIA 2:00PM

20 GEORGIA STATE 7:00PM

28 VS. SETON HALL 5:15PM

29/30 VS. TBA TBA

DECEMBER

5 WISCONSIN 7:00PM

8 AT KENNESAW STATE 2:00PM

15 EAST TENNESSEE STATE 2:00PM

20 VS. TEXAS A&M 5:00PM

21 VS. RICE 5:00PM

29 VIRGINIA 2:00PM

JANUARY

2 MIAMI 7:00PM

5 AT WAKE FOREST 12:00PM

9 AT FLORIDA STATE 7:00PM

12 CLEMSON 2:00PM

16 AT SYRACUSE 7:30PM

19 BOSTON COLLEGE 2:00PM

23 NORTH CAROLINA 6:00PM

26 AT DUKE 2:00PM

30 AT MIAMI 6:00PM

FEBRUARY

2 NOTRE DAME 2:00PM

6 AT PITTSBURGH 7:00PM

9 WAKE FOREST 2:00PM

13 AT VIRGINIA TECH 7:00PM

16 AT NC STATE 2:00PM

20 LOUISVILLE 6:00PM

23 FLORIDA STATE 4:00PM

MARCH

1 AT CLEMSON 2:00PM

4-8 ACC TOURNAMENT

