



2019-20

## HOUSTON BASKETBALL

vv Follow the Cougs all season long vv



UH Athletics Communications | 3204 Cullen Blvd. • Suite 2008 • Houston, Texas 77204 | WBB Contact • Roman Petrowski | Phone: (936) 714-6282 | Email: rwpetrow@central.uh.edu

/UHCougarWBB

@UHCougarWBB

UHCougars.com

## 2019-20 SCHEDULE &amp; RESULTS

DATE	OPPONENT	INFO
N5	at Georgia Tech	6 p.m.
N9	Southeastern Louisiana	1 p.m.
N12	at New Mexico	8 p.m.
N17	Houston Baptist	2 p.m.
N23	Oklahoma	2 p.m.
N28	vs. Syracuse	7 p.m.
N29	Greater Victoria Invitational	TBA
N30	Greater Victoria Invitational	TBA
D4	Florida Gulf Coast	2 p.m.
D8	Louisiana Tech	2 p.m.
D15	at Texas A&M	1 p.m.
D19	Southern Miss	11 a.m.
D29	vs. Hofstra	2 p.m.
D30	vs. Fordham/Samford	TBA
J5	Memphis*	3 p.m.
J8	Temple*	7 p.m.
J11	at UConn*	12 p.m.
J19	at ECU*	2 p.m.
J22	at Cincinnati*	6 p.m.
J25	Wichita State*	2 p.m.
J29	at USF*	6 p.m.
F1	at Tulane*	2 p.m.
F5	SMU*	7 p.m.
F8	at ECU*	12 p.m.
F12	UCF*	7 p.m.
F15	at Temple*	1 p.m.
F18	Cincinnati*	7 p.m.
F22	at SMU*	2 p.m.
F29	UConn*	2 p.m.
M2	at Tulsa*	7 p.m.

AMERICAN ATHLETIC CONFERENCE CHAMPIONSHIP  
(Uncasville, Conn. • Mohegan Sun Arena)

M6	First Round	TBA
M7	Quarterfinals	TBA
M8	Semifinals	TBA
M9	Finals	TBA

\* - American Athletic Conference game

Home games in **Bold**. All times CT unless noted otherwise.

## BROADCAST INFORMATION

TELEVISION: ACC NETWORK EXTRA

Play-by-Play Wiley Ballard  
Analyst ---

AUDIO WEBCAST: UHCougars.com/wbbradio

Play-by-Play Gerald Sanchez  
Analyst ---

TWITTER: #GoCougs | #EverythingMatters

Official Account @UHCougarWBB  
Roman Petrowski, Communications @alex\_brown9979

## 2019-20 AMERICAN STANDINGS (11/4/19)

TEAM	CONF.	PCT.	OVERALL	PCT.
UConn	0-0	.000	0-0	.000
UCF	0-0	.000	0-0	.000
Houston	0-0	.000	0-0	.000
Tulane	0-0	.000	0-0	.000
Cincinnati	0-0	.000	0-0	.000
Tulsa	0-0	.000	0-0	.000
USF	0-0	.000	0-0	.000
Memphis	0-0	.000	0-0	.000
ECU	0-0	.000	0-0	.000
SMU	0-0	.000	0-0	.000
Wichita State	0-0	.000	0-0	.000
Temple	0-0	.000	0-0	.000

1

## Houston at Georgia Tech

Tuesday, November 5, 2019 | 6 p.m. CT | Atlanta, Ga. | McComish Pavilion

TELEVISION: ACC Network Extra | AUDIO WEBCAST: UHCougars.com/wbbradio

TWITTER: @UHCougarWBB | #GoCougs | #EverythingMatters

GAME

## THE TEAMS

## HOUSTON

Nickname	Cougars
Location	Houston, Texas
Head Coach	Ronald Hughey
2019-20 Record	0-0
Home	0-0
Away	0-0
Neutral	0-0
2018-19 American Record	0-0
Leading Scorer (2018-19)	J. Harris, 16.2 ppg
Leading Rebounder (2018-19)	Hawkins, 7.1 rpg
Leading Assistant (2018-19)	J. Harris, 4.6

## GEORGIA TECH

Nickname	Yellow Jackets
Location	Atlanta, Ga.
Head Coach	Nell Fortner
2019-20 Record	0-0
Home	0-0
Away	0-0
Neutral	0-0
2019-20 ACC Record	0-0
Leading Scorer (2018-19)	Thomas, 13.1 ppg
Leading Rebounder (2018-19)	Thomas, 7.4 rpg
Leading Assistant (2018-19)	Miller, 9.6

## THE SERIES

## SERIES: HOUSTON LEADS, 1-0

at Houston	0-0
at Georgia Tech	1-0
Neutral Site	0-0
Last Meeting	Georgia Tech 89, Houston 95 20T Houston, Texas   Nov. 9, 2018
Hughey vs. Georgia Tech	1-0

## THE COACHES

## HOUSTON HEAD COACH RONALD HUGHEY

Career Record	59-95 (6th)
Record at Houston	59-95 (6th)
Alma Mater	Limestone '06
Assistant Coaches	Tai Dillard Vicky Picott Jamila Ganter

## GEORGIA TECH HEAD COACH NELL FORTNER

Career Record	162-117 (9th)
Record at Georgia Tech	0-0 (1st)
Alma Mater	Texas '82
Assistant Coaches	Tasha Butts Blanche Alverson Brandy Manning

## HOUSTON'S POSSIBLE STARTERS



#23 • Blackshell-Fair



#3 • Branch



#4 • Harris



#22 • Peace



#24 • Jones

## 2019-20 HOUSTON WOMEN'S BASKETBALL ROSTER

#	Name	Pos.	Ht.	Cl.	Hometown	GP	GS	PPG	RPG	APG	OTHER
0	Eryka Sidney**^	G	5-6	RS-Sr.	Houston, Texas	---	---	---	---	---	---
1	Bria Patterson^	F	5-10	Fr.	Desoto, Texas	---	---	---	---	---	---
2	Miya Crump**^	G	5-11	RS-So.	Houston, Texas	---	---	---	---	---	---
3	Dorian Branch	F	5-10	Sr.	Richardson, Texas	32	31	9.7	3.0	2.7	1.6 SPG
4	Jasmyne Harris	G	5-8	Sr.	Freeport Calif.	31	28	.428	5.3	3.7	2.1 SPG
5	Dymond Gladney	G	5-3	So.	Los Angeles, Calif.	31	1	1.8	0.6	0.9	0.5 SPG
10	Britney Onyeje**^	G	5-7	RS-So.	Pflugerville, Texas	---	---	---	---	---	---
11	Paris Netherly**^	G	5-10	RS-So.	Crosby, Texas	---	---	---	---	---	---
12	Macey Braswell	G	5-3	Fr.	Pearland, Texas	---	---	---	---	---	---
22	KeAjsa Peace	F	6-3	Sr.	Toledo, Ohio	---	---	---	---	---	---
23	Julia Blackshell-Fair	G	5-10	Jr.	Fairfield, Calif.	31	1	5.6	3.6	1.4	1.2 SPG
24	Maya Jones^	F	6-2	Jr.	Flowood, Miss.	---	---	---	---	---	---
30	Tatyana Hill	F	6-2	So.	Houston, Texas	30	6	5.0	2.7	0.1	0.4 BPG
44	Jazmaine Lewis^	F	6-5	Fr.	Kansas City, Mo.	---	---	---	---	---	---

Statistics Represent 2018-19 Season | \* Redshirting due to NCAA transfer requirements | ^ Newcomer for 2019-20 Season

## 2019-20 HOUSTON WOMEN'S BASKETBALL COACHING STAFF

Head Coach	Ronald Hughey
Associate Head Coach	Vicky Picott
Assistant Coaches	Tai Dillard, Jamila Ganter
Graduate Assistant	Kaila Chizer
Operations Staff	LaMeisha Ligons, Erien Watson, LaSondra Barrett

**MEDIA INFORMATION****WOMEN'S BASKETBALL COMMUNICATIONS**

**ALEXANDRIA BROWN**  
**ASSISTANT DIRECTOR**

1st Season ■ Kansas '15

**Office** Athletics/Alumni Center ■ Suite 2008B  
**Office Phone** (713) 743-9193  
**Cell Phone** (281) 753-1318  
**Email** asbrown7@central.uh.edu  
**Twitter** @alex\_brown9979

**UH ATHLETICS COMMUNICATIONS**

Senior Associate AD	Tyler Pigg	FB
Assistant AD	Jeff Conrad	MBB, GOLF
Director	Kyle Rogers	FB, BASE
Associate Director	Alexandria Brown	XC, T&F, WBB, SWIM
Assistant Director	Ryan Levine	VB, SB
Communications Asst.	Katie Sellards	WTEN, SOC

**SOCIAL MEDIA**

■ Fans and working media can engage with Houston Basketball on a daily basis by following the team's social media accounts. The Cougars can be found on Twitter, Facebook, Instagram and Snapchat by searching for "UHCougarWBB". Each account provides regular updates on the team, including breaking news, behind-the-scenes pictures, infographics, videos and more.

**CREDENTIALS**

■ All requests for working press, radio, television, photography or scouting credentials should be made by emailing Roman Petrowski, Associate Director for Communications, at [rwpetrow@central.uh.edu](mailto:rwpetrow@central.uh.edu), at least 48 hours before tipoff. Press row seating at H&PE Arena and The Fertitta Center is for working media only.

■ All space for the working press, radio and television is allocated by the Houston Athletics Communications Office, which reserves the right to deny credentials to any outlet. Spouses, dates, children and non-workers are restricted from press row. Any abuse of a working credential will result in the media agency losing credential privileges. Freelance and/or non-daily writers may be asked to produce copies of actual publications in which their work has appeared. Admission to press row is by pass only.

**CREDENTIAL GUIDELINES**

■ Only full-time, salaried employees intending to provide actual game coverage may receive credentials.

■ A requesting media agency must represent a collective, organizational editorial voice, not simply the offerings of a single individual.

■ Membership in a writer's association does not automatically qualify an agency for credentials.

■ A media agency may assign one of its credentials to its online entity.

■ An online entity, not associated with a traditional media agency, may qualify for one credential, subject to the following conditions:

1. An on-line entity may receive a credential only if its own full-time staff writes a majority of that site's material.
2. Online entities that focus primarily on University of Houston Athletics and sponsor message boards or chat rooms, may receive credentials provided they adhere to a policy that requires that a posted message or opinion is identified with the actual name and city of the individual posting the message.
3. Any online service that is recognized as an outlet intended primarily for the purpose of delivering news related to the recruitment of student-athletes will not qualify for credentials.
4. Online entities will not receive photography credentials.
5. Online entities (other than those identified above) registering 20,000 legitimate unique users per month in each of the past 12 months will be given first consideration.

**ATHLETICS COMMUNICATIONS OFFICE**

■ The University of Houston Athletics Communications Office is located in the Ted Nance Suite (No. 2008) on the second floor of the Athletics/Alumni Center.

■ The Athletics/Alumni Center is located at 3204 Cullen Blvd., between Cougar Field (baseball stadium) and The Fertitta Center.

**WNBA SCOUTS**

WNBA scouts will be provided media credentials on a space-available basis. Credentials for WNBA scouts should be requested by the parent club on letterhead.

**INTERVIEWS**

■ All interviews with Houston coaches, student-athletes and administrators MUST be coordinated through the Athletics Communications Office.

■ Arrangements to speak with a member of the women's basketball program should be made with **Assistant Director for Communications Alexandria Brown (713-743-9391/asbrown7@central.uh.edu)** at least one day prior to the desired interview date. Student-athletes and coaches are generally available after practice.

■ The locker rooms, training room and weight room inside the Athletics/Alumni Center, H&PE Arena and The Fertitta Center are off-limits to reporters.

■ On game days, no Houston student-athletes will be available until the postgame media session.

**GAME DAY**

■ Pregame packets, including notes and statistics, will be available in the H&PE Arena and Fertitta Center media rooms prior to each home contest.

■ Timeout, halftime and final statistics plus running play-by-play, postgame notes and quotes will be provided.

■ Stat monitors will be set up along press row to provide up-to-the-second information.

■ Postgame interviews for head coach Ronald Hughey and selected student-athletes will be held in the H&PE Arena and Fertitta Center media room following each home game.

■ After a brief cooling-off period, Hughey and selected student-athletes will be brought to the media room to answer questions.

**PRESS SEATING AND PARKING**

■ Press row seats are for working newspaper writers, radio and television reporters and Houston Athletics staff, and are allocated by the Houston Athletics Communications Office, which reserves the right to deny credentials to any outlet.

■ Admission to press row is by pass only.

■ Media members who require parking at H&PE Arena, the Fertitta Center or the Athletics/Alumni Center must make their request to **Associate Director for Communications Roman Petrowski (713-743-9391/rwpetrow@central.uh.edu)** at least 24 hours before tipoff.

■ Visiting media who request credentials in advance can be added to a parking list. All others may be charged.

**TELEPHONES/INTERNET**

■ Phone lines are available on press row on a first-come, first-serve basis. H&PE Arena and the Fertitta Center are also equipped with wireless Internet during games.

**PHOTOGRAPHERS**

■ Photographers and videographers are allowed to shoot from the baseline only.

■ Only those on assignment and with proper media credentials will be allowed to shoot game action. No flash attachments, monopods or tripods may be used at H&PE Arena or the Fertitta Center.

**RADIO/TELEVISION BROADCASTS**

■ All requests for radio/TV broadcasts must be made in advance through the Associate AD of the Houston Athletics Communications Office.

**VISITING RADIO**

■ Phone lines for originating radio broadcasts (two ISDN,

one POTS) will be provided on a reciprocal basis. Please contact **Assistant Director for Communications Alexandria Brown (713-743-9391/asbrown7@central.uh.edu)** to obtain those numbers in advance of game day.

**ACCESS TO COUGARS INFORMATION**

■ UHCougars.com – The official web site of University of Houston Athletics includes rosters, schedules, statistics, player profiles, press releases, game notes and more. The site is updated daily and also includes links to listen to UH Athletics events live over the Internet.

■ Email List – Press releases, notes and statistics are e-mailed to a large contingent of media. To be added to the list, please contact **Assistant Director for Strategic Communications Alexandria Brown (713-743-9391/asbrown7@central.uh.edu)**

■ Notes packets will be available prior to each game and in many instances, much earlier.

**THEAMERICAN.ORG**

■ The league's official web site contains information on all 12 member schools, including updated conference statistics, schedules and standings.

## RADIO AND TELEVISION ROSTER

**ERYKA SIDNEY**

Guard | RS-Sr. | 5-6  
Houston, Texas  
Wheatley HS

**BRIJA PATTERSON**

Forward | Fr. | 6-0  
Desoto, Texas  
Desoto HS

**MIYA CRUMP**

Guard | RS-So. | 6-0  
Houston, Texas  
Yates HS

**DORIAN BRANCH**

Forward | Sr. | 5-10  
Dallas, Texas  
Richardson HS

**JASMYNE HARRIS**

Guard | Sr. | 5-8  
Freeport, Texas  
Brazosport HS

**DYMOND GLADNEY**

Guard | So. | 5-3  
Los Angeles, Calif.  
Clear Springs HS

**BRITNEY ONYEJE**

Guard | RSSo. | 5-10  
Pflugerville, Texas  
Pflugerville HS

**PARIS NETHERLY**

Guard | RS-So. | 6-0  
Crosby, Texas  
Crosby HS

**MACEY BRASWELL**

Guard | Fr. | 5-3  
Pearland, Texas  
Pearland HS

**KEAJSA PEACE**

Forward | Sr. | 6-3  
Toledo, Ohio  
Michigan

**JULIA BLACKSHELL-FAIR**

Guard | Jr. | 5-10  
Fairfield, Calif.  
Vanden HS

**MAYA JONES**

Forward | Jr. | 6-2  
Flowood, Miss.  
Jones County CC

**TATYANA HILL**

Forward | So. | 5-2  
Houston, Texas  
Dekaney HS

**JAZMAINE LEWIS**

Forward | Jr. | 6-5  
Kansas City, Mo.  
Center HS

**RONALD HUGHEY**

Head Coach  
6th Season  
Limestone '06

**VICTORIA PICOTT**

Associate Head Coach  
4th Season  
Rutgers '92

**TAI DILLARD**

Assistant Coach  
4th Season  
Texas '03

**JAMILA GANTER**

Assistant Coach  
4th Season  
Texas A&M '07

**KAILA CHIZER**

Graduate Assistant  
2nd Season  
Houston '16



**CAREER CHART TOPPERS**

Where the current Cougars rank historically...

Points	
1. Chandi Jones (2000-04)	2,692
...	
8. Jennifer Jones (1994-98)	1,498
9. Sharion Higgins (1976-81)	1,396
10. Pat Luckey (1993-96)	1,391
11. Darla Simpson (1988-92)	1,282
12. ShaRonda Lasseeter (1997-01)	1,259
13. Cheryl Gardley (1977-80)	1,233
14. Tye Jackson (2005-08)	1,197
15. Jasmynne Harris (2006-)	1,187

**Three-Point Field-Goals Made**

1. Brittney Scott (2007-11)	226
2. Chandi Jones (2000-04)	188
3. Angela Harris (2016-19)	185
4. Jana Crosby (1988-90)	161
<b>Jasmynne Harris (2016-)</b>	<b>161</b>
...	
10. Roxana Button (2008-12)	125
11. Marche Amerson (2012-16)	117
12. Dorian Branch (2016-)	112

**Three-Point Field-Goals Attempted**

1. Brittney Scott (2007-11)	642
2. Angela Harris (2016-19)	624
3. Alecia Smith (2011-16)	575
4. Chandi Jones (2000-04)	548
5. Angela Curl (1998-03)	544
<b>6. Jasmynne Harris (2016-)</b>	<b>488</b>
...	
10. Roxana Button (2008-12)	363
11. Dorian Branch (2016-)	346

**Free Throws Made**

1. Chandi Jones (2000-04)	578
...	
11. Cynthia Jackson (1989-93)	258
12. DeJuen Carter (1983-87)	253
13. Stacey Johnson (1991-95)	228
14. Toni Mooney (1980-84)	218
15. Sallie Routt (1987-89)	217
16. Pat Luckey (1993-96)	215
17. Barbara Anderson (1984-88)	214
<b>18. Jasmynne Harris (2016-)</b>	<b>204</b>

**Assists**

1. Porsche Landry (2008-13)	483
...	
10. Nicole Oliver (2000-04)	298
11. Barbara Anderson (1984-88)	297
12. Chandi Jones (2000-04)	285
13. Angela Harris (2016-19)	281
14. Cozette Ealy (1985-89)	268
15. Alecia Smith (2012-16)	257
16. Jessica Shanklin (1999-01)	252
Cynthia Jackson (1989-93)	252
18. Carla Fountain (1986-88)	231
<b>19. Jasmynne Harris (2016-)</b>	<b>230</b>

**CONFERENCE RECOGNITION**

The 2019-20 Cougars continue to make their presence known in the upper-echelon of the American Athletic Conference after being chosen fifth in the Preseason Coaches' Poll.

Houston senior forward Dorian Branch was named to the Preseason Second Team All-Conference team, after earning Second Team All-American Athletic Conference honors at the conclusion of the 2018-19 season.

**THE 1,000-POINT CLUB**

Last season, for the first time in program history three players joined the 1,000-point club in a single-season. Jasmynne Harris, Serithia Hawkins and Angela Harris all surpassed the 1K mark.

Dorian Branch is on track to become the third Cougar under Head Coach Ronald Hughey to reach the milestone and the second person in his 2016 signing class.

Branch enters the season with 725 points.

**REV'ED UP AND RUNNIN'**

Houston had the second-highest scoring offense in the league during the 2018-19 season, averaging 68.2 points per game behind only UConn.

Houston returns two of the best scorers in the conference in Jasmynne Harris and Dorian Branch. Harris led the Cougars, averaging 16.2 points per game last season and 19.6 points per game during the 2017-18 season. Branch was forced for Houston last season averaging 10.6 points per game and closed out the season with double-figure scoring efforts in seven of the last eight games of the 2018-19 slate.

**BATTLE TESTED, BATTLE READY**

The Cougars will face at least eight teams who participated in the 2018-19 postseason, including five teams that made the NCAA Tournament.

Houston could possibly face four teams that are ranked in the ESPNW and AP Preseason Top-25 with scheduled matchups against No. 3/5 UConn, No. 9/6 Texas A&M and No. 21 Syracuse, and possible meetings with No. 4/3 Stanford and No. 10/10 Mississippi State.

**NEW FACES IN THE CROWD**

Houston has an influx of new faces for the 2019-20 season, as they return six players from the 2018-19 squad and welcome seven newcomers.

**FREQUENT FLYER MILES**

The Cougars are set to cover 13,237 miles during the 2019-20 season. Houston will embark on an international trip for the second time under Head Coach Ronald Hughey when the squad travels to the Victoria Invitational in Canada. The field includes Mississippi State, Stanford, Syracuse, Cal Baptist, Green Bay, Bowling Green and San Francisco.

**A NEW HOME**

Though Houston opened the season with its first three home games inside H&PE Arena on the campus of Texas Southern, the Houston Basketball program kicked off a new era, when they opened doors to the Fertitta Center for the first time on Dec. 6 against Texas A&M on ESPN2.

The Cougars called historic Hofheinz Pavilion their home from 1975-2017 before it was announced that the home of Houston basketball would undergo an extensive, \$60 million facelift. The Fertitta Center is named after Board of Regents Chairman, Tilman Fertitta, who's incredible donation made the renovation possible.

**CAREER CHART TOPPERS (CONT.)**

Where the current Cougars rank historically...

Field Goals Made	
1. Chandi Jones (2000-04)	963
...	
13. ShaRonda Lasseeter (1997-01)	483
14. Ann Moon (1977-81)	470
15. Sancho Lyttle (2003-05)	460
16. Barbara Anderson (1984-88)	454
17. Toni Mooney (1980-84)	444
18. Arlene Brown (1987-91)	442
19. Serithia Hawkins (2015-19)	435
20. DeJuen Carter (1983-87)	423
<b>21. Jasmynne Harris (2016-)</b>	<b>411</b>

**Scoring Average**

1. Chandi Jones (2000-04)	23.6
2. Pat Luckey (1993-96)	19.9
3. Sancho Lyttle (2003-05)	17.6
4. Stacey Johnson (1991-92,94-45)	17.6
5. Tye Jackson (2005-08)	16.4
<b>6. Jasmynne Harris (2016-20)</b>	<b>15.6</b>
7. Sonya Watkins (1982-86)	15.5
8. Monica Lamb (1983-85)	15.5
9. Jana Crosby (1988-90)	14.5
10. Sallie Routt (1987-89)	14.5

**Assists Average**

1. Tandra Rucker (1994-96)	5.5
...	
5. Betty Darthard (1980-84)	4.2
6. Charlotte Reescano (1984-86)	4.0
7. Carla Fountain (1986-88)	4.0
8. Porsche Landry (2008-13)	3.9
9. Arlene Brown (1987-91)	3.7
10. Stacey Johnson (1991-92, 94-95)	3.6
11. Jackie Skinner (1981-83)	3.6
<b>12. Jasmynne Harris (2016-20)</b>	<b>3.0</b>

**Minutes Played**

1. Chandi Jones (2000-04)	4,019
...	
12. Kiemona Harris (2001-05)	2,861
13. Angela Curl (1998-00, 01-03)	2,790
14. Arlene Brown (1987-91)	2,776
15. Angela Harris (2016-19)	2,728
16. Dorian Branch (2016-)	2,642

## THE STARTING FIVE

Five names, numbers, news items and storylines that you need to know about Tuesday's game at Georgia Tech

<b>SETTLING IN</b>	Last season, Houston played its first game in the Fertitta Center on Dec. 6 against Texas A&M. The 2019-20 season will mark the Cougars first full season playing in the Fertitta Center.
<b>NEW NAMES, NEW FACES</b>	The Cougars welcomed six new players for the 2019-20 season, welcoming back six returners.
<b>CUTTING IT CLOSE</b>	Last time Houston faced Georgia Tech, the Cougars edged the Yellow Jackets in a 95-89 double-overtime decision.
<b>TAKING NOTICE</b>	Senior Dorian Branch is coming off of Second Team All-American Athletic Conference honors at the conclusion of the 2018-19 season and was named the Preseason Second Team All-Conference team.
<b>ROAD TRIP</b>	For the third straight season, Houston opens its season away from home.

Here's how Houston matches up in Tuesday's season opening game at Georgia Tech.

- Houston enters Tuesday's game leading the overall series against the Yellow Jackets 1-0 after defeating them in Houston last season 95-89 in double overtime. ■ Houston's Jasmyne Harris paces the squad in points per game with 16.2 per contest, while Dorian Branch also scores in double figures at 10.6 per night.
- Houston left off last season averaging 68.2 points per game on 39.9 percent shooting from the field and a 29.8 percent mark from beyond the 3-point line. In 2018-19 the Cougars allow 68.5 points per game on defense while letting opponents shoot 41.9 percent and 31.1 percent from the field and beyond the arc, respectively.
- Harris and Branch lead Houston on the glass, pulling down 4.2 rebounds per game, with the exit of Serithia Hawkins who became the sixth Cougar in program history to score 1,000 points and pull down 800 rebounds.
- Under Coach Hughey, Houston has been one of the most active defensive teams in the country over the past two seasons. The Cougars rank 64th nationally in steals (293) and 51st in steals per game (9.5) and 32nd in turnovers forced (19.61). ■ Georgia Tech enters Tuesday's contest with an 0-0 overall record. The Yellow Jackets defeated I to Clayton State in exhibition.
- Georgia Tech concluded the season with a 17-13 overall record and 10-4 record in the ACC. ■ The Yellow Jackets enter their first season under Head Coach Nell Fortner and return leading scorer from the 2018-19 season, Francesca Pan. ■ Pan leads Georgia Tech in scoring with 12.0 points per games. Lorela Cubaj leads the Yellow Jackets in rebounding with a team-high 7.3 boards per game last season. ■ During the 2018-19 season, Georgia Tech outrebounded its opponents 67.5 to 63.6, and outrebounded its opponents 41.1 to 36.4.

## THE SERIES

- Tuesday's meeting is the second all-time between the two teams in a series that began during the 2018-19 season.
- The Cougars hold an 1-0 advantage all-time in the series, including an 1-0 mark, when playing in Houston.
- Last season Houston defeated Georgia Tech 95-89 in double overtime, behind a 26-point effort from Harris.

### STAT COMPARISON (per game)

		
0-0	2018-19 Record	0-0
0-0	Conference Record	0-0
--	Points	--
--	Opp. Points	--
--	Rebounds	--
---	Rebound Margin	--
--	FG%	--
--	Opp. FG%	--
--	3FG%	--
--	Opp. 3FG%	--
--	FT%	--
--	Assists	--
--	Turnovers	--
--	Blocked Shots	--
--	Steals	--

## HEAD COACH RONALD HUGHEY



Ronald Hughey

### LIMESTONE '06 6th SEASON

■ In his sixth season as the head coach of the University of Houston women's basketball program

■ In his fourth season at Houston, Hughey coached the Cougars to its second straight postseason appearance, following the squads highest finish in league play at fourth-place.

■ Hughey's fifth season in 2018-19 was a banner year for the Cougars that saw the squad make the postseason

for the first time since 2010-11 with a berth in the Women's NIT. Under Hughey, Houston won 20 games for the 12th time in program history and finished fifth in the American Athletic Conference standings, the highest finish for the squad since joining the league.

■ Hughey's third season at the helm of the Cougars was the 2016-17 campaign, where the Cougars took big strides toward becoming the powerhouse program of old. Hughey helped the Cougars double their win total, picking up 12 wins, including season-series sweeps of American Athletic Conference foes Tulsa and East Carolina. Hughey capped the season with an upset of the No. 7 seed Cincinnati in the American Championship First Round to register his first win in the postseason tournament.

■ Hughey's second season leading the Cougars came in 2015-16 as he continued to build towards the future success of the program. Houston picked up wins over SMU and Rice for the second consecutive year while also collecting big wins against UCF and in-state rivals Incarnate Word and Texas A&M Corpus-Christi. The Cougars finished the 2015-16 season with a 4-2 record against teams from the Lone Star State.

■ Hughey's first season at the helm came in 2014-15, as the first year head coach laid the foundation for future success. The Cougars knocked off in-state rivals SMU, UTSA and Rice during the season, which was highlighted by a 2-1 trip through the Athletes in Action Classic in Lubbock.

### HUGHEY'S CAREER RECORD

	OVR.	AMERICAN	AMERICAN FINISH
2014-15	6-24	1-17	11th
2015-16	6-24	2-16	11th
2016-17	12-19	4-12	10th
2017-18	20-12	9-7	5th
2018-19	15-16	9-7	4th
<b>Total</b>	<b>59-95</b>	<b>25-59</b>	

## HOUSTON COACHING STAFF



**VICKY PICOTT**  
**ASSOCIATE HEAD COACH**

4th Season • Rutgers '92



**TAI DILLARD**  
**ASSISTANT COACH**

6th Season • Texas '03



**JAMILA GANTER**  
**ASSISTANT COACH**

4th Season • Texas A&M '07

**FERTITTA CENTER**

OPENED DECEMBER 1, 2018

**FERTITTA CENTER QUICK FACTS**

Name	Fertitta Center
Location	3422 Cullen Blvd. Corner of Cullen Blvd. and Holman St.
Cost	\$60 million
Historic Donation	\$20 million from UH System Board of Regents Chairman Tilman J. Fertitta and his family.
Architects	PGAL and AECOM
General Contractor	Turner Construction
<ul style="list-style-type: none"> <li>▪ Premium club area and courtside club.</li> <li>▪ Reconfigured bowl with mid-court seating closer to game action.</li> <li>▪ Floor-level seating opposite team benches for UH Students</li> <li>▪ New audio system, sports lighting and video boards.</li> <li>▪ New concession stands and expanded restrooms.</li> </ul>	

The University of Houston Men's and Women's Basketball programs will compete in a new game arena during the 2018-19 season when the Fertitta Center officially opens.

With the completion of the 2016-17 season, Hofheinz Pavilion underwent a \$60 million renovation. The renovation was made possible through a generous \$20 million donation from University of System Board of Regents Chairman Tilman J. Fertitta and his family in late August 2016.















The facility will feature a premium club area and a courtside club. The reconfigured bowl will move mid-court seating locations closer to game action with floor-level seating opposite the team benches for UH students. Renovations include a new audio system, sports lighting and video boards as well as new concession stands and expanded restrooms. The facility's exterior also will be refreshed.

Prominent to the center's exterior, the renovation will preserve the legacy of the Hofheinz family and its contributions to both UH and the city of Houston. UH will transform an area adjacent to the new facility into Hofheinz Plaza, where fans will be greeted by a bronze statue of former Harris County Judge Roy Hofheinz.

"This gift is personal. It represents a commitment from my family and me to support the University of Houston in its quest to strengthen our nationally competitive institution both in academics and athletics," Fertitta said. "Upgrading our athletics facilities shows we are serious about competing at the highest levels of collegiate sports for many years to come. I'm proud of where the University of Houston is today and I'm proud to make this investment in my university's future."

**HOUSTON ONE-SHOTS**

The one thing you need to know about each member of the Houston Basketball roster

#0 SIDNEY		Sidney will miss the 2019-20 season due to transfer rules after joining the Cougars from Texas Tech.
#1 PATTERSON		Jones is a true freshman out of Desoto, Texas with scoring ability inside the paint and a defensive skillset that makes her a valuable asset to Houston
#2 CRUMP		Crump will miss the 2019-20 season due to transfer rules after joining the Cougars from Lamar.
#3 BRANCH		A Preseason All-Conference selection and offensive spark plug for the Cougars, on-pace to join the 1,000-point club.
#4 HARRIS		Returns to the lineup after missing the later part of the 2018-19 season as one of the best scorers in the league.
#5 GLADNEY		Enters her sophomore year as one of the floor generals for the Cougar offense
#10 ONYEJE		Onyeje will miss the 2019-20 season due to transfer rules after joining the Cougars from UCF.
#11 NETHERLY		Netherly will miss the 2019-20 season due to transfer rules after joining the Cougars from FIU.
#12 BRASWELL		Joined the Cougars as a walk-on who has the ability to make an impact on both ends of the floor.
#22 PEACE		Set for her first season of action after sitting out the 2018-19 season due to NCAA transfer rules.
#23 BLACKSHELL-FAIR		Has taken a larger role in the Cougar offense as a guard how can both create her own shot and facilitate others.
#24 JONES		Peace will miss the 2018-19 season due to transfer rules after joining the Cougars from Michigan.
#30 HILL		Returns for her sophomore season and looks to be one of Houston's main players in the post.
#44 LEWIS		Joins the Cougars from Center HS and will help Houston's presence in the post.

**LAST TIME OUT • MARCH 21, 2019 • HOUSTON 80, ARKANSAS 88 OT (WNIT FIRST ROUND)**

FAYETTEVILLE, Ark. —The Houston Cougars Women's basketball team fell in overtime, 88-80 to Arkansas in the opening round of the Women's National Invitational Tournament Thursday evening at Bud Walton Arena.

Behind a team-high 19 points from Octavia Barnes and double-digit scoring efforts from Angela Harris, Dorian Branch, Serithia Hawkins, Tatyana Hill and Julia Blackshell-Fair the Cougars close their season at 15-16 overall and 9-7 in the American Athletic Conference.

Houston got off to a good start, keeping things close with the Razorbacks who made their first appearance in the SEC Championship just two weeks ago. Harris got off to a good start offensively, scoring the first five points for Houston. Six different Cougars would chip in early on, leading to the Cougars trailing by two at the start of the second quarter.

Houston was able to pound Arkansas in the paint, taking its first lead of the contest halfway through the second quarter. The Cougars would take advantage down low and grab four more rebounds than the Razorbacks, outscoring Arkansas in second-chance points 10-0 at the break. Both teams would head into halftime tied 36-36.

Barnes would be the difference-maker in the third quarter, scoring nine of her 19 total points in the third frame. Arkansas would outscore Houston 20-22 in the frame to take a 58-56 lead heading into the fourth quarter.

Hill made her presence well-known in the opening seconds of the fourth quarter, sinking back-to-back buckets and hitting a freethrow to set the tone. Branch and Blackshell-Fair would play a major role in the fourth frame, combining for 10 points. Houston would take a two-point lead with under two minutes to play and Arkansas would draw a foul with 19 seconds remaining and tie the contest by hitting a pair of freethrows. A missed three-point attempt on the Cougar end of the floor would result in Houston heading into its seventh overtime contest of the season.

The Cougars would get outscored 15-7 in the overtime period, unable to counter a 5-0 run from the Razorbacks early on in the period. Houston would ultimately fall to Arkansas 88-80.48-42.

Who paced the Coogs in the their previous games? Find that here, plus the key notes about each game, past and future.

	Result	Att.	Points	Rebounds	Assists	Player of the Game
N5	at Georgia Tech					
▪ <b>UH defeated Georgia Tech in double-overtime last season in the first meeting between the two programs</b>						
N9	Southeastern Louisiana					
▪ <b>Houston looks to remain spotless against SELU, leading the all-time series between the two 5-0</b>						
N12	at New Mexico					
▪ <b>The Cougars came up short in a double-overtime thriller against New Mexico last season and look to turn it around</b>						
N17	Houston Baptist					
▪ <b>Houston looks to remain spotless against the Huskies, leading the all-time series 3-0</b>						
N23	Oklahoma					
▪ <b>Cougars face Sooners for the first time since the 1981 season</b>						
N28	vs. Syracuse					
▪ <b>Coach Hughey is reunited with old rivals from his days in the ACC in the opening round of the Victoria Invitational</b>						
N29	vs. TBA					
▪ <b>Houston to face winner of Stanford/Cal Baptist</b>						
N30	vs. TBA					
▪ <b>UH closes out its time in Victoria, B.C.</b>						
D4	FGCU					
▪ <b>Houston returns home and faced FGCU for the second straight season after falling to the Eagles 71-76 last year</b>						
D8	Louisiana Tech					
▪ <b>The Cougars look to avenge an overtime loss to Louisiana Tech last season</b>						
D15	at Texas A&M					
▪ <b>UH heads to College Station to face perennial powerhouse Texas A&amp;M for second straight season</b>						
D19	Southern Miss					
▪ <b>Houston welcomes both Southern Miss and area children to the Fertitta Center for Education Day</b>						
D29	vs. Hofstra					
▪ <b>Houston wraps up the non-conference schedule in the Bronx with a holiday tournament at Fordham</b>						
D30	vs. TBA					
▪ <b>Houston wraps up the non-conference schedule in the Bronx with a holiday tournament at Fordham</b>						
J5	Memphis*					
▪ <b>Houston looks to defeat Memphis for the second straight time, after edging by the Tigers in their most recent meeting</b>						
J8	Temple*					
▪ <b>Houston split the season series with Temple and looks to beat the Owls for the second time at the Fertitta Center</b>						
J11	at UConn*					
▪ <b>Travels to Storrs for the last time as conference foes with UConn</b>						
J19	ECU*					
▪ <b>Cougars face ECU under first-year Head Coach Kim McNeill</b>						
J22	at Cincinnati*					
▪ <b>Houston heads to Cincinnati for the first of two regular-season meetings with the Bearcats</b>						
J25	Wichita State*					
▪ <b>The Shockers visit the Fertitta Center for the first time</b>						
J29	at USF*					
▪ <b>Cougars split the series with the Bulls last season, and look for their second straight win in Tampa</b>						
F1	at Tulane*					
▪ <b>Houston travels to the Big Easy to open the month of February</b>						
F5	SMU*					
▪ <b>Houston swept SMU last season and look to remain continue its streak against the Mustangs</b>						
F8	at ECU*					
▪ <b>Cougars travel to ECU after a one-year hiatus from Greenville</b>						
F12	UCF*					
▪ <b>Houston to face NCAA Tournament qualifying UCF for lone regula-season meeting</b>						
F15	at Temple*					
▪ <b>UH heads to Temple, to face Owls for second time this season</b>						
F18	Cincinnati*					
▪ <b>UC visits the Fertitta Center as they meet Houston for second time this season</b>						
F22	at SMU*					
▪ <b>The Cougars look to sweep regular-season meeting with Mustangs for second straight year</b>						
F29	UConn*					
▪ <b>Houston faces Huskies in Senior Day matchup</b>						
M2	at Tulsa					
▪ <b>Cougars conclude regular season with lone meeting with Tulsa</b>						

TEAM	CONF.	PCT.	OVERALL	PCT.
UConn	0-0	.000	0-0	.000
UCF	0-0	.000	0-0	.000
<b>Houston</b>	0-0	.000	0-0	.000
Tulane	0-0	.000	0-0	.000
Cincinnati	0-0	.000	0-0	.000
Tulsa	0-0	.000	0-0	.000
USF	0-0	.000	0-0	.000
Memphis	0-0	.000	0-0	.000
ECU	0-0	.000	0-0	.000
SMU	0-0	.000	0-0	.000
Wichita State	0-0	.000	0-0	.000
Temple	0-0	.000	0-0	.000

DATE	PLAYER
11	11

DATE	PLAYER
11/11/11	11/11/11

**Wednesday, Nov. 6**

Pitt at UCF	11 a.m.	ADN
Middle Tennessee at ECU	11 a.m.	

## Friday, Nov. 8

South Carolina at ECU	7 p.m.
Texas at USF	7 p.m.

**Saturday, Nov. 9**

Southeastern La. at Houston	2 p.m.
-----------------------------	--------

**Sunday, Nov. 10**

Cal at UConn	TBA
SLU at Cincinnati	2 p.m.

## HOUSTON'S SITUATIONAL RECORDS

## HOUSTON'S RECORD...

	Hughey Era	2019-20
Overall	59-95	0-0
Regular Season	58-88	0-0
American Championship	1-5	-
WNIT	0-2	-
Exhibition	3-0	-
at home	25-38	-
on the road	28-43	-
at a neutral site	7-11	-
in November	14-19	0-0
in December	21-13	-
in January	11-28	-
in February	13-23	-
in March	1-9	-

## HOUSTON vs...

The American	26-64	-
ACC	1-2	-
Atlantic Sun	0-1	-
Atlantic 10	2-1	-
Big Sky	0-1	-
Big Ten	1-2	-
Big 12	1-2	-
Big South	1-0	-
Big West	0-2	-
Colonial	2-2	-
Conference USA	6-1	-
Horizon League	1-1	-
Ivy League	2-0	-
Mountain West	0-3	-
Pac-12	0-1	-
SEC	0-4	-
Southern	2-1	-
Southland	8-2	-
SWAC	1-1	-
Summit	0-1	-
Sun Belt	4-2	-
WAC	1-1	-

## HOUSTON'S RECORD WHEN...

## SCORING

scoring <60 pts.	8-60	-
scoring 60-69 pts.	18-22	-
scoring 70-79 pts.	19-9	-
scoring 80-89 pts.	9-3	-
scoring 90-99 pts.	5-0	-
scoring 100 or more pts.	0-0	-
allowing <60 pts.	27-17	-
allowing 60-69 pts.	19-29	-
allowing 70-79 pts.	9-25	-
allowing 80-89 pts.	4-18	-
allowing 90-99 pts.	1-4	-
allowing 100 or more pts.	0-1	-

## FIELD GOAL SHOOTING

shooting <30%	0-19	-
shooting 30-39%	22-53	-
shooting 40-49%	35-21	-
shooting 50% or higher	3-1	-
opponents shoot <30%	7-1	-
opponents shoot 30-39%	28-21	-
opponents shoot 40-49%	17-54	-
opponents shoot 50% or higher	6-17	-

## ASSISTS/TURNOVERS

committing more turnovers	21-54	-
committing fewer turnovers	36-33	-
teams tie in turnovers	2-6	-

## REBOUNDING

outrebounding their opponent	32-18	-
getting outrebounded	25-10	-
teams tie in rebounds	2-2	-

## HALFTIME &amp; OVERTIME

leading after 1st half	40-17	-
trailing after 1st half	19-76	-
teams are tied after 1st half	0-1	-
game goes to overtime	3-5	-
game goes into double overtime	1-2	-

## GAME-BY-GAME TEAM STATISTICS

A statistical breakdown of each game from the 2019-20 season.








	MATCH-UP	FG-A	Pct.	3FG-A	Pct.	FT-A	Pct.	O/D/Reb	PF	A	TO	B	S	Quarters	SCORE
N5	Houston														
	at Georgia Tech														
N9	Southeastern La.														
	at Houston														
N12	Houston														
	at New Mexico														
N17	Houston Baptist														
	at Houston														
N23	Oklahoma														
	at Houston														
N28	Houston														
	vs. Syracuse														
N29	Houston														
	vs. TBA														
N30	Houston														
	vs. TBA														
D4	FGCU														
	at Houston														
D8	FGCU														
	at Houston														
D15	Houston														
	at Texas A&M														
D19	Southern Miss														
	at Houston														
D29	Houston														
	vs. Hofstra														
D30	Houston														
	vs. TBA														
J5	Memphis														
	at Houston														
J8	Temple														
	at Houston														
J11	Houston														
	at UConn														
J19	ECU														
	at Houston														
J22	Houston														
	at Cincinnati														
J25	Wichita St.														
	at Houston														
J29	Houston														
	at USF														
F1	Houston														
	at Tulane														
F5	SMU														
	at Houston														
F8	Houston														
	at ECU														
F12	UCF														
	at Houston														
F15	Houston														
	at Temple														
F18	Cincinnati														
	at Houston														
F22	Houston														
	at SMU														
F29	UConn														
	at Houston														
M2	Houston														
	at Tulsa														



## GAME-BY-GAME POINTS-REBOUNDS-ASSISTS

The key numbers for each member of the Cougar roster.

	#0 SIDNEY	#1 PATTERSON	#2 CRUMP	#3 BRANCH	#4 HARRIS	#5 GLADNEY	#10 ONYEJE
							
N5 at Geprgia Tech							
N9 Southeastern Lousiana							
N12 at New Mexico							
N17 Houston Baptist							
N23 Oklahoma							
N28 vs. Syracuse							
N29 vs. TBA							
N30 vs. TBA							
D4 FGCU							
D8 Lousisiana Tech							
D15 at Texas A&M							
D19 Southern Miss							
D29 vs. Hofstra							
D30 TBA							
J5 Memphis							
J8 Temple							
J11 at UConn							
J19 ECU							
J22 at Cincinnati*							
J25 Wichita State*							
J29 at USF*							
F1 at Tulane*							
F5 SMU*							
F8 at ECU*							
F12 UCF*							
F15 at Temple*							
F18 Cincinnati*							
F22 at SMU*							
F29 UConn							
M2 at Tulsa							

	#11 NETHERLY	#12 BRASWELL	#22 PEACE	#23 BLACKSHELL-FAIR	#24 JONES	#30 HILL	#44 LEWIS
							
N5 at Geprgia Tech							
N9 Southeastern Lousiana							
N12 at New Mexico							
N17 Houston Baptist							
N23 Oklahoma							
N28 vs. Syracuse							
N29 vs. TBA							
N30 vs. TBA							
D4 FGCU							
D8 Lousisiana Tech							
D15 at Texas A&M							
D19 Southern Miss							
D29 vs. Hofstra							
D30 TBA							
J5 Memphis							
J8 Temple							
J11 at UConn							
J19 ECU							
J22 at Cincinnati*							
J25 Wichita State*							
J29 at USF*							
F1 at Tulane*							
F5 SMU*							
F8 at ECU*							
F12 UCF*							
F15 at Temple*							
F18 Cincinnati*							
F22 at SMU*							
F29 UConn							
M2 at Tulsa							

## HOUSTON'S STATISTICAL RANKINGS

THROUGH Nov. 3, 2019

TEAM	VALUE (pg)	NCAA	American
Scoring Offense	--	--	--
Scoring Defense	--	--	--
Scoring Margin	--	--	--
Free Throw %	--	--	--
Field Goal %	--	--	--
Field Goal % Defense	--	--	--
3-Point Field Goal %	--	--	--
3-Point FG% Defense	--	--	--
Rebounding Margin	--	--	--
Blocked Shots	--	--	--
Assists	--	--	--
Steals	--	--	--
Steals Per Game	--	--	--
Turnovers Forced	--	--	--
Turnover Margin	--	--	--
Assist/Turnover Ratio	--	--	--
3-Point Field Goals	--	--	--

PLAYERS	VALUE (pg)	NCAA	American
<b>Blocked Shots</b>			
Alyssa Okoene	1--	--	--
<b>Points Per Game</b>			
Jasmyne Harris	--	--	--
<b>Rebounds Per Game</b>			
Serithia Hawkins	--	--	--
<b>Steals</b>			
Jasmyne Harris	--	--	--
Angela Harris	--	--	--
<b>Steals Per Game</b>			
Jasmyne Harris	--	--	--
Angela Harris	--	--	--
<b>Three-Point Field Goals Attempted</b>			
Jasmyne Harris	--	--	--
Angela Harris	--	--	--
<b>Three-Point Field Goals Per Game</b>			
Jasmyne Harris	--	--	--
<b>Three-Point Field Goal Percentage</b>			
Jasmyne Harris	--	--	--

## HOUSTON'S INDIVIDUAL MILESTONE COUNT

LEADING SCORER	2019-20	Career
Jasmyne Harris	-	32
Dorian Branch	-	10
Julia Blackshell-Fair	-	4
Tatyana Hill	-	2
10+ POINTS IN A GAME	2019-20	Career
Jasmyne Harris	-	58
Dorian Branch	-	37
Julia Blackshell-Fair	-	9
Tatyana Hill	-	5
20+ POINTS IN A GAME	2019-20	Career
Jasmyne Harris	-	22
Dorian Branch	-	4
LEADING REBOUNDER	2019-20	Career
Jasmyne Harris	-	15
Dorian Branch	-	5
Julia Blackshell-Fair	-	1
Tatyana Hill	-	2
10+ REBOUNDS IN A GAME	2019-20	Career
Jasmyne Harris	-	7
Dorian Branch	-	1
LEADING ASSISTANT	2019-20	Career
Jasmyne Harris	-	25
Dorian Branch	-	17
Julia Blackshell-Fair	-	6
Dymond Gladney	-	1
5+ ASSISTS	2019-20	CAREER
Jasmyne Harris	-	18
Dorian Branch	-	8
Julia Blackshell-Fair	-	2
Dymond Gladney	1	1
3+ BLOCKS	2019-20	CAREER
Jasmyne Harris	-	3
Dorian Branch	-	1
Tatyana Hill	-	1
3+ STEALS	2019-20	CAREER
Jasmyne Harris	-	21
Dorian Branch	-	13
Julia Blackshell-Fair	-	1
Dymond Gladney	-	1
DOUBLE-DOUBLES	2019-20	Career
Jasmyne Harris	-	7
Dorian Branch	0	1

## 2019-20 INDIVIDUAL STATISTICAL MILESTONES

A breakdown of each time a Cougar has crossed an important threshold this season.

## 20+ POINTS

## DOUBLE-DOUBLES

## 10+ REBOUNDS

## 5+ ASSISTS

## 3+ BLOCKS

## 3+ STEALS

## HOUSTON'S PRONUNCIATION GUIDE

pro-NUN-see-AY-shuns for every Cougar.

22	KeAsja Peace	Kee-AH-Juh
44	Jazmaine Lewis	Jaz-men
	Ronald Hughey	HEW-ee
	Tai Dillard	TIE
	Victoria Picott	Pike-IT
	Jamila Ganter	Juh-MILL-uh
	Kaila Chizer	Kay-LUH, Chai-ZUR
	LaMeisha Ligons	Luh-MEE-Shuh

## 2019-20 SINGLE-GAME HIGHS &amp; LOWS

The highest and lowest statistical outputs from Houston and its opponents throughout the season.

TEAM	HOUSTON	OPPONENTS
Points	Hi Lo	
Rebounds	Hi Lo	
Offensive Rebounds	Hi Lo	
Defensive Rebounds	Hi Lo	
Assists	Hi Lo	
Turnovers	Hi Lo	
Steals	Hi Lo	
Blocks	Hi Lo	
Personal Fouls	Hi Lo	
Made Field Goals	Hi Lo	
Field Goal Attempts	Hi Lo	
Field Goal %	Hi Lo	
3-pt Field Goals	Hi Lo	
3-pt Field Goal Att.	Hi Lo	
3-pt Field Goal %	Hi Lo	
Made Free Throws	Hi Lo	
Free Throw Attempts	Hi Lo	
Free Throw %	Hi Lo	
Winning Margin		
Halftime Lead		

PLAYER	HOUSTON	OPPONENTS
Points		
Rebounds		
Offensive Rebounds		
Defensive Rebounds		
Assists		
Turnovers		
Steals		
Blocks		
Made Field Goals		
Field Goal Attempts		
Field Goal %		
3-pt Field Goals		
3-pt Field Goal Att.		
3-pt Field Goal %		
Made Free Throws		
Free Throw Attempts	1	
Free Throw %		
Minutes Played		

## ASSOCIATED PRESS TOP-25 POLL

## WEEK 1

TEAM	RECORD	PTS
1. Oregon (23)	-	697
2. Baylor (6)	-	675
3. Stanford (1)	-	631
4. Maryland	-	596
5. UConn	-	569
6. Texas A&M	-	554
7. Oregon State	-	525
8. South Carolina	-	518
9. Louisville	-	477
10. Mississippi State	-	443
11. UCLA	-	380
12. Florida State	-	354
13. Kentucky	-	342
14. NC State	-	320
15. Texas	-	303
16. Notre Dame	-	290
17. Michigan State	-	205
18. DePaul	-	174
19. Miami	-	174
20. Arizona State	-	118
20. Syracuse	-	103
22. Arkansas	-	93
23. Minnesota	-	90
24. Indiana	-	86
25. Michigan	-	77

**Others receiving votes:** West Virginia 71, Iowa St. 44, Gonzaga 32, Rice 30, Drake 24, Tennessee 22, Boise St. 15, South Dakota 11, South Florida 9, Arizona 9, Iowa 8, South Dakota St. 7, LSU 7, Auburn 5, Duke 4, North Carolina 4, Rutgers 2, Kansas St. 1, Ohio 1

## USA TODAY COACHES POLL

## WEEK 1

TEAM	RECORD	PTS
1. Oregon (23)	-	788
2. Baylor (6)	-	773
3. Stanford (1)	-	709
4. UConn	-	678
5. Maryland	-	641
6. Oregon State	-	604
7. Texas A&M	-	587
8. Mississippi State	-	554
9. Louisville	-	549
10. South Carolina	-	539
11. UCLA	-	445
12. NC State	-	393
13. Florida State	-	358
14. Notre Dame	-	353
15. Texas	-	310
16. Kentucky	-	282
17. Syracuse	-	237
18. Arizona State	-	236
19. Miami	-	184
20. DePaul	-	164
21. Michigan State	-	127
22. Arkansas	-	109
23. Gonzaga	-	92
24. Michigan	-	81
25. Iowa State	-	81

**Others receiving votes:** Iowa 75; Minnesota 73; West Virginia 54; Indiana 49; Drake 48; Rice 44; Arizona 36; South Dakota 20; Marquette 18; Tennessee 16; Missouri St. 13; South Dakota State 12; Boise St. 12; Brigham Young 10; San Diego St. 7; California 7; Missouri 6; South Florida 5; Rutgers 4; James Madison 4; Kansas State 3; Central Florida 3; Florida Gulf Coast 2; Buffalo 2; Southern California 1; Oklahoma State 1; Abilene Christian 1.



# #0 ERYKA SIDNEY

GUARD • RS-SENIOR • 5-6  
HOUSTON, TEXAS • WHEATFIELD HS

## SIDNEY'S SINGLE-GAME SUPERLATIVES

	SEASON	CAREER
Points	---	---
FG Made	---	---
3FG Made	---	---
FT Made	---	---
Rebounds	---	---
Assists	---	---
Steals	---	---
Blocks	---	---
Minutes	---	---

## HARRIS' CAREER STATISTICS

	GP	GS	Min	Avg	FG-FGA	Pct	3FG-FGA	Pct	FT-FTA	Pct	OR	DR	Reb	Avg	PF	FO	A	TO	B	S	Pts	Avg
2019-20	-	-	-	-	-	-	-	-	-	-	-	-	-	-	-	-	-	-	-	-	-	-
TOTAL	-	-	-	-	-	-	-	-	-	-	-	-	-	-	-	-	-	-	-	-	-	-





# #1

## BRIA PATTERSON

FORWARD • FRESHMAN • 5-10  
DESOTO, TEXAS • DESOTO HS

### PATTERSON'S UH SINGLE-GAME SUPERLATIVES

	SEASON	CAREER
Points	---	---
FG Made	---	---
3FG Made	---	---
FT Made	---	---
Rebounds	---	---
Assists	---	---
Steals	---	---
Blocks	---	---
Minutes	---	---

### PATTERSON'S UH CAREER STATISTICS

	GP	GS	Min	Avg	FG-FGA	Pct	3FG-FGA	Pct	FT-FTA	Pct	OR	DR	Reb	Avg	PF	FO	A	TO	B	S	Pts	Avg
2019-20	-	-	-	-	-	-	-	-	-	-	-	-	-	-	-	-	-	-	-	-	-	-
<b>TOTAL</b>	-	-	-	-	-	-	-	-	-	-	-	-	-	-	-	-	-	-	-	-	-	-



# #2 MIYA CRUMP

GUARD • RS-SOPHOMORE • 5-10  
HOUSTON, TEXAS • LAMAR

## CRUMP'S SINGLE-GAME SUPERLATIVES

	SEASON	CAREER
Points	---	---
FG Made	---	---
3FG Made	---	---
FT Made	---	---
Rebounds	---	---
Assists	---	---
Steals	---	---
Blocks	---	---
Minutes	---	---

## CRUMP'S UH CAREER STATISTICS

	GP	GS	Min	Avg	FG-FGA	Pct	3FG-FGA	Pct	FT-FTA	Pct	OR	DR	Reb	Avg	PF	FO	A	TO	B	S	Pts	Avg
2019-20	-	-	-	-	-	-	-	-	-	-	-	-	-	-	-	-	-	-	-	-	-	-
<b>TOTAL</b>	-	-	-	-	-	-	-	-	-	-	-	-	-	-	-	-	-	-	-	-	-	-



# #3

## DORIAN BRANCH

**FORWARD • SENIOR • 5-10**  
**DALLAS, TEXAS • RICHARDSON HS**

### BRANCH'S UH SINGLE-GAME SUPERLATIVES

	SEASON	CAREER
Points	-	21, vs. ECU • 2/16/19
FG Made	-	7, 5x, last vs. Tulane • 2/20/19
3FG Made	-	15 at Temple • 2/5/19
FT Made	-	9 vs. USF • 3/9/19
Rebounds	-	10 vs. Tulsa • 1/26/19
Assists	-	6 at Louisiana Tech • 11/14/18
Steals	-	5 vs. Incarnate Word • 12/18/17
Blocks	-	3 at Florida Gulf Coast • 11/28/18
Minutes	-	46 vs. Georgia Tech • 11/9/18

### BRANCH'S UH CAREER STATISTICS

	GP	GS	Min	Avg	FG-FGA	Pct	3FG-FGA	Pct	FT-FTA	Pct	OR	DR	Reb	Avg	PF	FO	A	TO	B	S	Pts	Avg
2016-17	29	8	498	17.2	35-86	.407	6-31	.194	11-14	.786	15	42	57	2.0	46	0	41	44	8	20	87	3.0
2017-18	32	31	1085	33.9	113-281	.402	55-155	.355	28-38	.737	24	73	97	3.0	85	4	87	89	8	51	309	9.7
2018-19	31	28	1059	34.2	115-299	.385	51-160	.319	48-68	.706	42	89	131	4.2	70	0	79	65	14	37	329	10.6
Total	92	67	2642	28.7	263-666	.395	112-346	.324	87-120	.725	81	204	285	3.1	201	4	207	198	30	108	725	7.9



# #4

## JASMYNE HARRIS

GUARD • SENIOR • 5-8

FREEPORT, TEXAS • BRAZOSPORT HS

### HARRIS' SINGLE-GAME SUPERLATIVES

	SEASON	CAREER
Points	28 vs. New Mexico ■ 11/24/18	34 at Tulane ■ 1/6/18
FG Made	12 vs. New Mexico ■ 11/24/18	12, 2x last vs. Cincinnati ■ 1/10/18
3FG Made	5 at UIW ■ 11/16/18	7 vs. Memphis ■ 2/8/18
FT Made	6 vs. Georgia Tech ■ 11/9/18	11, 2x last at ECU ■ 1/20/18
Rebounds	9 vs. New Mexico ■ 11/24/18	11, 4x last at Tulane ■ 1/6/18
Assists	8 vs. Georgia Tech ■ 11/9/18	9 vs. Columbia ■ 12/28/17
Steals	10 vs. New Mexico ■ 11/24/18	10 vs. New Mexico ■ 11/24/18
Blocks	2, 2x last at FGCU ■ 11/28/18	4 at Texas State ■ 11/28/17
Minutes	48 vs. New Mexico ■ 11/24/18	48 vs. New Mexico ■ 11/24/18

### HARRIS' CAREER STATISTICS

	GP	GS	Min	Avg	FG-FGA	Pct	3FG-FGA	Pct	FT-FTA	Pct	OR	DR	Reb	Avg	PF	FO	A	TO	B	S	Pts	Avg
2016-17	31	12	871	28.1	116-300	.387	49-153	.320	70-108	.648	57	111	168	5.4	68	1	69	86	14	40	351	11.3
2017-18	31	28	1027	33.1	214-500	.428	77-213	.362	104-166	.627	36	129	165	5.3	96	4	115	127	16	64	609	19.6
2018-19	14	14	453	32.4	81-209	.388	35-122	.287	30-47	.638	19	40	59	4.2	40	1	46	77	10	45	227	16.2
Total	76	54	2351	30.9	411-1009	.407	161-488	.330	204-321	.636	112	280	392	5.2	204	6	230	290	40	149	1187	15.6





# #5

## DYMOND GLADNEY

GUARD • FRESHMAN • 5-3  
LOS ANGELES, CALIF. • CLEAR SPRINGS HS

### GLADNEY'S SINGLE-GAME SUPERLATIVES

	SEASON	CAREER
Points	-	8 2x, last vs. Tulane ■ 1/26/19
FG Made	-	4, Vs. Tulsa ■ 1/26/19
3FG Made	-	2 at ETSU ■ 12/1/18
FT Made	-	2 vs. Tulane ■ 2/20/19
Rebounds	-	3, 2x last vs. USF ■ 3/9/19
Assists	-	6 at UIW ■ 11/16/18
Steals	-	3, vs. Tulsa ■ 1/30/19
Blocks	-	--- ■ ---
Minutes	-	19 at UIW ■ 11/16/18

### GLADNEY'S UH CAREER STATISTICS

	GP	GS	Min	Avg	FG-FGA	Pct	3FG-FGA	Pct	FT-FTA	Pct	OR	DR	Reb	Avg	PF	FO	A	TO	B	S	Pts	Avg
2018-19	31	1	251	8.1	24-82	.293	5-32	.156	2-6	.333	6	14	20	0.6	21	0	28	29	0	14	55	1.8
Total	31	1	251	8.1	24-82	.293	5-32	.156	2-6	.333	6	14	20	0.6	21	0	28	29	0	14	55	1.8



# #10

## BRITNEY ONYEJE

FORWARD • RS SOPHOMORE • 6-3  
PFLUGERVILLE, TEXAS • UCF

### ONYEJE'S SINGLE-GAME SUPERLATIVES

	SEASON	CAREER
Points	---	---
FG Made	---	---
3FG Made	---	---
FT Made	---	---
Rebounds	---	---
Assists	---	---
Steals	---	---
Blocks	---	---
Minutes	---	---

### ONYEJE'S CAREER STATISTICS

	GP	GS	Min	Avg	FG-FGA	Pct	3FG-FGA	Pct	FT-FTA	Pct	OR	DR	Reb	Avg	PF	FO	A	TO	B	S	Pts	Avg
2019-20	-	-	-	-	-	-	-	-	-	-	-	-	-	-	-	-	-	-	-	-	-	-
<b>TOTAL</b>	-	-	-	-	-	-	-	-	-	-	-	-	-	-	-	-	-	-	-	-	-	-



# #11

## PARIS NETHERLY


GUARD • RS-SOPHOMORE • 6-2  
CROSBY, TEXAS • FIU

### NETHERLY'S SINGLE-GAME SUPERLATIVES

	SEASON	CAREER
Points	--- ■ ---	--- ■ ---
FG Made	--- ■ ---	--- ■ ---
3FG Made	--- ■ ---	--- ■ ---
FT Made	--- ■ ---	--- ■ ---
Rebounds	--- ■ ---	--- ■ ---
Assists	--- ■ ---	--- ■ ---
Steals	--- ■ ---	--- ■ ---
Blocks	--- ■ ---	--- ■ ---
Minutes	--- ■ ---	--- ■ ---

### NETHERLY'S CAREER STATISTICS

	GP	GS	Min	Avg	FG-FGA	Pct	3FG-FGA	Pct	FT-FTA	Pct	OR	DR	Reb	Avg	PF	FO	A	TO	B	S	Pts	Avg
2019-20	-	-	-	-	-	-	-	-	-	-	-	-	-	-	-	-	-	-	-	-	-	-
<b>TOTAL</b>	-	-	-	-	-	-	-	-	-	-	-	-	-	-	-	-	-	-	-	-	-	-



# #12 MACEY BRASWELL

GUARD • FRESHMAN • 5-3  
PEARLAND, TEXAS • PEARLAND HS

## BRASWELL'S UH SINGLE-GAME SUPERLATIVES

	SEASON	CAREER
Points	---	---
FG Made	---	---
3FG Made	---	---
FT Made	---	---
Rebounds	---	---
Assists	---	---
Steals	---	---
Blocks	---	---
Minutes	---	---

## BRASWELL'S CAREER STATISTICS

	GP	GS	Min	Avg	FG-FGA	Pct	3FG-FGA	Pct	FT-FTA	Pct	OR	DR	Reb	Avg	PF	FO	A	TO	B	S	Pts	Avg
2019-20	-	-	-	-	-	-	-	-	-	-	-	-	-	-	-	-	-	-	-	-	-	-
TOTAL	-	-	-	-	-	-	-	-	-	-	-	-	-	-	-	-	-	-	-	-	-	-





# #22

## KEAJSA PEACE

FORWARD • SENIOR • 6-2  
TOLEDO, OHIO • MICHIGAN

### PEACE'S SINGLE-GAME SUPERLATIVES

	SEASON	CAREER
Points	---	---
FG Made	---	---
3FG Made	---	---
FT Made	---	---
Rebounds	---	---
Assists	---	---
Steals	---	---
Blocks	---	---
Minutes	---	---

### PEACE'S CAREER STATISTICS

	GP	GS	Min	Avg	FG-FGA	Pct	3FG-FGA	Pct	FT-FTA	Pct	OR	DR	Reb	Avg	PF	FO	A	TO	B	S	Pts	Avg
2018-19																						
2019-20	-	-	-	-	-	-	-	-	-	-	-	-	-	-	-	-	-	-	-	-	-	-
TOTAL	-	-	-	-	-	-	-	-	-	-	-	-	-	-	-	-	-	-	-	-	-	-
-																						



# #23

## JULIA BLACKSHELL-FAIR

GUARD • JUNIOR • 5-11

FAIRFIELD, CALIF. • VANDEN HS

### BLACKSHELL-FAIR'S SINGLE-GAME SUPERLATIVES

	SEASON	CAREER
Points	17 at George Mason • 12/21/18	17, 2x last at USF • 2/10/19
FG Made	7 at USF • 12/21/18	7 at USF • 2/10/19
3FG Made	---	---
FT Made	5, 2x last vs. Temple • 1/12/19	6 vs. Tulsa • 3/3/18
Rebounds	8 at ETSU • 12/1/18	8 at ETSU • 12/1/18
Assists	5 at SMU • 1/9/19	6, 2x at USF • 3/9/19
Steals	4 at Louisiana Tech • 11/14/18	4, 2x last at La Tech • 11/14/18
Blocks	1, 3x last at SMU • 1/9/19	2 vs. Northeastern • 11/25/17
Minutes	32 at George Mason • 12/21/18	34 at UConn • 3/2/19

### BLACKSHELL-FAIR'S CAREER STATISTICS

	GP	GS	Min	Avg	FG-FGA	Pct	3FG-FGA	Pct	FT-FTA	Pct	OR	DR	Reb	Avg	PF	FO	A	TO	B	S	Pts	Avg
2017-18	25	1	423	16.9	40-96	.417	0-2	.000	30-51	.588	40	45	85	3.4	45	0	27	39	11	23	110	4.4
2018-19	31	1	730	23.5	78-171	.456	0-2	.000	46-60	.767	56	60	116	3.7	62	0	54	47	8	36	202	6.5
Total	56	2	1153	20.6	118-267	.442	0-4	.000	76-111	.685	96	105	201	3.6	107	0	81	86	19	59	312	5.6



# #24

## MAYA JONES

FORWARD • JUNIOR • 6-1  
FLOWOOD, MISS. • JONES COUNTY CC

### JONES' SINGLE-GAME SUPERLATIVES

	SEASON	CAREER
Points	---	---
FG Made	---	---
3FG Made	---	---
FT Made	---	---
Rebounds	---	---
Assists	---	---
Steals	---	---
Blocks	---	---
Minutes	---	---

### JONES' CAREER STATISTICS

	GP	GS	Min	Avg	FG-FGA	Pct	3FG-FGA	Pct	FT-FTA	Pct	OR	DR	Reb	Avg	PF	FO	A	TO	B	S	Pts	Avg
2019-20	-	-	-	-	-	-	-	-	-	-	-	-	-	-	-	-	-	-	-	-	-	-
<b>TOTAL</b>	-	-	-	-	-	-	-	-	-	-	-	-	-	-	-	-	-	-	-	-	-	-



# #30

## TATYANA HILL

FORWARD • SOPHOMORE • 6-1  
HOUSTON, TEXAS • YATES HS

### HILL'S SINGLE-GAME SUPERLATIVES

	SEASON	CAREER
Points	17 at George Mason ■ 12/21/18	18 at ETSU ■ 12/1/18
FG Made	6 at George Mason ■ 12/21/18	7, at ETSU ■ 12/1/18
3FG Made	---	---
FT Made	5, 2x last vs. Temple ■ 1/12/19	5 vs. Tulsa ■ 1/26/19
Rebounds	8 at ETSU ■ 12/1/18	5, 2x last at SMU ■ 1/19/19
Assists	5 at SMU ■ 1/9/19	1, 4x last vs. UCF ■ 3/4/19
Steals	4 at Louisiana Tech ■ 11/14/18	2, 2x last at SMU ■ 1/9/19
Blocks	1, 3x last at SMU ■ 1/9/19	3 vs. SMU ■ 1/9/19
Minutes	32 at George Mason ■ 12/21/18	27, at UCF ■ 1/30/19

### HILL'S CAREER STATISTICS

	GP	GS	Min	Avg	FG-FGA	Pct	3FG-FGA	Pct	FT-FTA	Pct	OR	DR	Reb	Avg	PF	FO	A	TO	B	S	Pts	Avg
2018-19	30	6	391	13.0	59-133	.444	0-0	.000	32-70	.457	34	47	81	2.7	70	0	4	42	11	17	150	5.0
Total	30	6	391	13.0	59-133	.444	0-0	.000	32-70	.457	34	47	81	2.7	70	0	4	42	11	17	150	5.0





# #44

## JAZMAINE LEWIS

FORWARD • FRESHMAN • 6-3  
KANSAS CITY, MO. • CENTER HS

### LEWIS' SINGLE-GAME SUPERLATIVES

	SEASON	CAREER
Points	---	---
FG Made	---	---
3FG Made	---	---
FT Made	---	---
Rebounds	---	---
Assists	---	---
Steals	---	---
Blocks	---	---
Minutes	---	---

### LEWIS' CAREER STATISTICS

	GP	GS	Min	Avg	FG-FGA	Pct	3FG-FGA	Pct	FT-FTA	Pct	OR	DR	Reb	Avg	PF	FO	A	TO	B	S	Pts	Avg
2018-19	-	-	-	-	-	-	-	-	-	-	-	-	-	-	-	-	-	-	-	-	-	-
TOTAL	-	-	-	-	-	-	-	-	-	-	-	-	-	-	-	-	-	-	-	-	-	-

**LAST TIME OUT • MARCH 21, 2019 • HOUSTON 80, ARKANSAS 88 OT**

Houston falls to Arkansas in the opening round of the 2019 Women's National Invitational Tournament

**Official Basketball Box Score -- Game Totals -- Final Statistics**  
**Houston vs Arkansas**  
**03/21/19 7 p.m. at Fayetteville, Ark. (Bud Walton Arena)**
**Houston 80 • 15-16**

##	Player		Total	3-Ptr	Rebounds			PF	TP	A	TO	Blk	Stl	Min
			FG-FGA	FG-FGA	FT-FTA	Off	Def							
02	BARNES, Octavia	f	8-18	3-8	0-0	3	4	7	3	19	4	4	0	43
03	BRANCH, Dorian	f	4-11	0-5	2-4	1	4	5	4	10	2	2	0	43
12	OKOENE, Alyssa	f	0-3	0-0	0-0	0	2	2	3	0	0	1	1	15
00	HARRIS, Angela	g	6-17	4-14	0-0	0	7	7	4	16	2	4	0	32
23	HAWKINS, Serithia	g	4-11	0-2	2-2	4	4	8	4	10	1	2	0	39
05	GLADNEY, Dymond		0-4	0-2	0-0	0	0	0	3	0	2	2	0	12
30	HILL, Tatyana		5-6	0-0	0-2	1	6	7	3	10	0	2	1	15
33	BLACKSHELL-FAIR, Jul		4-6	0-0	7-7	2	3	5	4	15	2	1	1	26
Team						2	1	3				1		
Totals			31-76	7-31	11-15	13	31	44	28	80	13	19	3	225
FG % 1st Half: 15-36 41.7% 2nd half: 15-33 45.5% OT: 1-7 14.3% Game: 31-76 40.8% Deadball 3FG % 1st Half: 4-13 30.8% 2nd half: 2-13 15.4% OT: 1-5 20.0% Game: 7-31 22.6% Rebounds FT % 1st Half: 2-3 66.7% 2nd half: 5-8 62.5% OT: 4-4 100.0% Game: 11-15 73.3% 3														

**Arkansas 88 • 21-14**

##	Player		Total	3-Ptr	Rebounds			PF	TP	A	TO	Blk	Stl	Min
			FG-FGA	FG-FGA	FT-FTA	Off	Def							
10	WILLIAMS, KIARA	c	7-7	0-0	1-3	3	5	8	3	15	1	3	5	26
02	TOLEFREE, ALEXIS	g	1-7	0-5	6-7	0	1	1	2	8	1	1	0	25
03	MONK, MALICA	g	4-13	2-5	3-3	1	3	4	4	13	2	2	0	39
14	MASON, JAILYN	g	4-9	0-3	0-0	1	5	6	0	8	1	2	0	40
33	DUNGEE, CHELSEA	g	10-19	2-3	15-17	0	5	5	4	37	1	3	0	44
00	GAULDEN, A'TYANNA		0-0	0-0	0-0	0	0	0	1	0	1	5	0	6
01	NORTHCROSS-BAKER,		1-6	0-4	0-0	0	1	1	1	2	1	2	0	23
22	ZIMMERMAN, BAILEY		0-0	0-0	0-0	0	2	2	0	0	1	0	0	3
24	THOMAS, TAYLAH		1-2	0-0	3-4	2	3	5	2	5	0	0	1	19
Team						1	6	7						
Totals			28-63	4-20	28-34	8	31	39	17	88	9	18	6	225
FG % 1st Half: 11-27 40.7% 2nd half: 13-28 46.4% OT: 4-8 50.0% Game: 28-63 44.4% Deadball 3FG % 1st Half: 3-13 23.1% 2nd half: 1-5 20.0% OT: 0-2 0.0% Game: 4-20 20.0% Rebounds FT % 1st Half: 11-14 78.6% 2nd half: 10-12 83.3% OT: 7-8 87.5% Game: 28-34 82.4% 2,2														

Officials: Eric Baker, Randy Robertson, Blanca Burns

Technical fouls: Houston-None. Arkansas-None.

Attendance: 3689

WNIT First Round

Tickets Scanned: 3,021

Score by periods	1st	2nd	3rd	4th	OT	Total
Houston	19	17	20	17	7	80
Arkansas	21	15	22	15	15	88

## 2018-19 HOUSTON SEASON BOX SCORE (ALL GAMES)

Key numbers from the 2018-19 season.

### 2018-19 Houston Women's Basketball Houston Season Box Score (as of Nov 04, 2019) All games

RECORD:	OVERALL	HOME	AWAY	NEUTRAL
ALL GAMES	15-16	6-7	9-8	0-1
CONFERENCE	9-7	5-3	4-4	0-0
NON-CONFERENCE	6-9	1-4	5-4	0-1

##	Player	gp-gs	min	avg	Total		3-Point		F-Throw		Rebounds										pts	avg
					fg-fga	fg%	3fg-fga	3fg%	ft-fa	ft%	off	def	tot	avg	pf	dq	a	to	blk	stl		
03	BRANCH, Dorian	31-28	1059	34.2	115-299	.385	51-160	.319	48-68	.706	42	89	131	4.2	70	0	79	65	14	37	329	10.6
02	BARNES, Octavia	31-21	814	26.3	113-275	.411	56-123	.455	15-27	.556	40	86	126	4.1	66	1	54	61	6	23	297	9.6
00	HARRIS, Angela	30-30	890	29.7	103-312	.330	48-207	.232	42-57	.737	16	81	97	3.2	80	4	88	102	4	69	296	9.9
23	HAWKINS, Serithia	31-30	1010	32.6	101-261	.387	29-101	.287	48-75	.640	95	132	227	7.3	93	2	57	78	20	37	279	9.0
04	HARRIS, Jasmyne	14-14	453	32.4	81-209	.388	35-122	.287	30-47	.638	19	40	59	4.2	40	1	46	77	10	45	227	16.2
33	BLACKSHELL-FAIR, J	31-1	730	23.5	78-171	.456	0-2	.000	46-60	.767	56	60	116	3.7	62	0	54	47	8	36	202	6.5
12	OKOENE, Alyssa	28-17	601	21.5	70-139	.504	0-1	.000	42-71	.592	55	89	144	5.1	65	1	4	47	33	8	182	6.5
30	HILL, Tatyana	30-6	391	13.0	59-133	.444	0-0	.000	32-70	.457	34	47	81	2.7	70	0	4	42	11	17	150	5.0
22	WEST, Myyah	16-7	159	9.9	21-40	.525	0-0	.000	26-40	.650	9	13	22	1.4	20	0	4	16	5	3	68	4.3
05	GLADNEY, Dymond	31-1	251	8.1	24-82	.293	5-32	.156	2-6	.333	6	14	20	0.6	21	0	28	29	0	14	55	1.8
10	JONES, Doris	12-0	60	5.0	11-23	.478	1-6	.167	4-5	.800	1	7	8	0.7	6	0	1	5	1	4	27	2.3
21	STEWART, Jaidah	1-0	3	3.0	1-2	.500	0-1	.000	0-0	.000	1	0	1	1.0	0	0	0	0	0	0	2	2.0
	Team										77	85	162		1		9					
	Total.....	31	6421		777-1946	.399	225-755	.298	335-526	.637	451	743	1194	38.5	594	9	419	578	112	293	2114	68.2
	Opponents.....	31	6429		784-1870	.419	153-493	.310	402-579	.694	424	798	1222	39.4	560	-	414	602	96	264	2123	68.5

Score by Periods	1st	2nd	3rd	4th	OT	OT2	Totals
Houston	467	501	525	540	59	22	2114
Opponents	490	500	548	483	81	21	2123

**2018-19 HOUSTON SEASON BOX SCORE (CONFERENCE ONLY)**

Key numbers from the 2018-19 American Conference season.

**2018-19 Houston Women's Basketball**  
**Houston Season Box Score (as of Nov 04, 2019)**  
**Conference games**

<b>RECORD:</b>	<b>OVERALL</b>	<b>HOME</b>	<b>AWAY</b>	<b>NEUTRAL</b>
ALL GAMES	9-7	5-3	4-4	0-0
CONFERENCE	9-7	5-3	4-4	0-0
NON-CONFERENCE	0-0	0-0	0-0	0-0

##	Player	gp-gs	min	avg	Total		3-Point		F-Throw		Rebounds				pf	dq	a	to	blk	stl	pts	avg
					fg-fga	fg%	3fg-fga	3fg%	ft-fa	ft%	off	def	tot	avg								
02	BARNES, Octavia	16-16	520	32.5	72-186	.387	43-100	.430	13-20	.650	16	55	71	4.4	36	0	29	34	4	14	200	12.5
03	BRANCH, Dorian	16-15	556	34.8	69-164	.421	37-86	.430	21-34	.618	24	45	69	4.3	29	0	44	33	6	17	196	12.3
00	HARRIS, Angela	16-16	492	30.8	54-172	.314	22-112	.196	24-30	.800	8	48	56	3.5	35	0	64	62	2	36	154	9.6
23	HAWKINS, Serithia	16-16	548	34.2	48-131	.366	16-53	.302	29-48	.604	48	76	124	7.8	45	1	43	41	13	20	141	8.8
33	BLACKSHELL-FAIR, J	16-1	421	26.3	46-101	.455	0-1	.000	27-35	.771	37	35	72	4.5	32	0	29	29	5	15	119	7.4
30	HILL, Tatyana	16-6	253	15.8	31-75	.413	0-0	.000	18-46	.391	17	27	44	2.8	47	0	3	28	6	8	80	5.0
12	OKOENE, Alyssa	14-6	254	18.1	25-54	.463	0-1	.000	13-23	.565	17	34	51	3.6	29	0	2	26	21	2	63	4.5
05	GLADNEY, Dymond	16-0	134	8.4	15-38	.395	1-13	.077	2-6	.333	4	7	11	0.7	9	0	13	17	0	9	33	2.1
22	WEST, Myyah	3-3	56	18.7	8-13	.615	0-0	.000	9-14	.643	2	2	4	1.3	8	0	2	3	0	0	25	8.3
04	HARRIS, Jasmyne	1-1	15	15.0	3-5	.600	2-4	.500	0-0	.000	0	1	1	1.0	2	0	1	4	0	1	8	8.0
Team											42	50	92					4				
Total.....		16	3249		371-939	.395	121-370	.327	156-256	.609	215	380	595	37.2	272	1	230	281	57	122	1019	63.7
Opponents.....		16	3250		387-928	.417	67-213	.315	182-275	.662	203	396	599	37.4	270	-	205	265	46	135	1023	63.9

<b>Score by Periods</b>	<b>1st</b>	<b>2nd</b>	<b>3rd</b>	<b>4th</b>	<b>OT</b>	<b>Totals</b>
Houston	242	236	255	263	23	1019
Opponents	248	249	282	223	21	1023