



PITT vs. GEORGIA TECH

November 2, 2019 • 4 p.m., ET

Bobby Dodd Stadium (55,000/Natural Grass) • Atlanta, Ga.

RSN • Pitt Panthers Radio Network

PittsburghPanthers.com • @Pitt_FB

Schedules and Results

PITT (5-3, 2-2 ACC)

Aug. 31	Virginia* (ACCN)	L, 14-30
Sept. 7	Ohio (ACCN)	W, 20-10
Sept. 14	at Penn State (ABC)	L, 10-17
Sept. 21	UCF (ABC/ESPN2)	W, 35-34
Sept. 28	Delaware (RSN)	W, 17-14
Oct. 5	at Duke* (ACCN)	W, 33-30
Oct. 18 (Fri.)	at Syracuse* (ESPN)	W, 27-20
Oct. 26	Miami* (HC) (ESPN)	L, 12-16
Nov. 2	at Georgia Tech* (RSN)	4 p.m.
Nov. 14 (Thurs.)	North Carolina* (ESPN)	8 p.m.
Nov. 23	at Virginia Tech*	TBA
Nov. 30	Boston College*	TBA

*ACC game (HC) Homecoming

GEORGIA TECH (2-5, 1-3 ACC)

Aug. 29 (Thurs.)	at Clemson*	L, 14-52
Sept. 7	South Florida	W, 14-10
Sept. 14	The Citadel	L, 24-27 (OT)
Sept. 28	at Temple	L, 2-24
Oct. 5	North Carolina*	L, 22-38
Oct. 12	at Duke*	L, 23-41
Oct. 19	at Miami*	W, 28-21 (OT)
Nov. 2	Pitt*	4 p.m.
Nov. 9	at Virginia*	TBA
Nov. 16	Virginia Tech*	TBA
Nov. 21 (Thurs.)	NC State*	8 p.m.
Nov. 30	Georgia	TBA

*ACC game

Broadcast Information

Television • RSN (AT&T SportsNet Pittsburgh)

Tom Werme (play-by-play)

James Bates (analyst)

Kelsey Wingert (reporter)

Pitt Radio • 93.7 The Fan & Pitt Panthers Radio Network

Bill Hillgrove (play-by-play)

Pat Bostick (analyst)

Larry Richert (reporter)

SiriusXM Satellite Radio

XM Channel 384, Internet Channel 975

WPTS Radio (Pitt Student Station) • 92.1 FM

Online Audio

937thefan.radio.com

Game Storylines

- ✓ Pitt travels to Atlanta for a Saturday encounter with Coastal Division foe Georgia Tech. The Panthers own a 2-2 record in ACC play and are looking to keep pace with Coastal leaders Virginia and North Carolina (both 3-2).
- ✓ Since Pitt's inaugural ACC season in 2013, the Panthers and Yellow Jackets have split six conference meetings with three wins apiece. Under Pat Narduzzi, however, the Panthers are 3-1 against Georgia Tech (since 2015).
- ✓ The Panthers are in the midst of a remarkable string of tight games. Each of their past six contests has been decided by one score—an average margin of 4.2 points per game. Pitt is 4-2 during this stretch.
- ✓ Since taking over as Pitt's head coach in 2015, Pat Narduzzi has directed the Panthers to 22 victories in ACC play, trailing only Clemson (36) and Miami (23) during this span.
- ✓ Pitt's defense is playing at its highest level in recent memory. Pitt ranks among the nation's top 25 units in no fewer than seven defensive categories. Pitt is surrendering just 291 yards per game to rank 14th nationally in total defense.
- ✓ Pitt boasts the country's top pass rush. The Panthers lead the nation in total sacks (38) and sacks per contest (4.75). Defensive end Patrick Jones II and tackle Jaylen Twyman lead Pitt with seven sacks each.
- ✓ The Panthers have the most productive pass-catching duo in the country. Maurice Ffrench (64) and Taysir Mack (48) have combined for 112 receptions this season, the most of any Football Bowl Subdivision receiving duo.
- ✓ A win at Georgia Tech would give the Panthers a sixth victory on the season, earning them bowl eligibility. Pitt has gone bowling in 15 of the past 19 seasons since 2000.

Pitt-Georgia Tech History in Brief

Series Began: 1918

Series Overall: Pitt leads 8-5

ACC Series: Series tied 3-3

At Pittsburgh: Pitt leads 5-1

At Georgia Tech: Pitt leads 3-2

At Neutral Sites: Ga. Tech leads 2-0

Last Meeting: Sept. 15, 2018

(Pitt 24, Georgia Tech 19)

Last Meeting at Georgia Tech:

Sept. 23, 2017 (Ga. Tech 35, Pitt 17)

Current Series Streak:

Pitt has won 1 (2018)

Longest Pitt Series Win Streak:

3 games (1918-20)

Longest GT Series Win Streak:

2 games (twice, most recent: 2013-14)

Largest Pitt Victory Margin:

32 points (32-0, 1918)

Largest GT Victory Margin:

28 points (56-28, 2014)

The Coaches

Pitt Coach Pat Narduzzi

Overall (season): 33-27 (fifth)

At Pitt (season): same

Alma Mater: Rhode Island, 1990

Record vs. Georgia Tech: 3-1

Georgia Tech Coach Geoff Collins

Overall (season): 17-15 (third)

At Georgia Tech (season): 2-5 (first)

Alma Mater: Western Carolina, 1994

Record vs. Pitt: 0-0

PITT FOOTBALL MEDIA SERVICES



GEORGIA TECH WEEK SCHEDULE

SUNDAY	MONDAY	TUESDAY	WEDNESDAY	THURSDAY	FRIDAY	SATURDAY
27 No scheduled media opportunities	28 Pat Narduzzi Press Conference Noon	29 Practice Window 9:05 a.m. Interviews 11:15 a.m.	30 Interviews 11:15 a.m. Narduzzi Radio Show 93.7 The Fan 6-7 p.m.	31 Final Narduzzi Press Brief 1 p.m.	1 No scheduled media opportunities	2 Pitt at Georgia Tech Bobby Dodd Stadium 4 p.m., ET AT&T SportsNet Pittsburgh

PITT FOOTBALL MEDIA CONTACTS

E.J. Borghetti, Executive Associate A.D.
(football contact)

Borghetti e-mail: eborghetti@athletics.pitt.edu
R.J. Sepich, Assistant Communications Director
(co-football contact)

Sepich e-mail: rsepich@athletics.pitt.edu

Celeste Welsh, Communications Coordinator
(credential contact)

Welsh e-mail: cwelsh@athletics.pitt.edu

PITT ATHLETIC COMMUNICATIONS PHONE NUMBERS

Pitt Athletic Communications Office: (412) 648-8240

Heinz Field Press Box: (412) 697-7198

Pitt Football Office: (412) 648-8700

PITT FOOTBALL ON THE WEB

Official Pitt Site: PittsburghPanthers.com

Media Info: collegepressbox.com

Pitt Football Twitter/Instagram: @Pitt_FB

Pitt YouTube Page: YouTube.com/pittlivewire

PITT ATHLETIC COMMUNICATIONS ADDRESS

University of Pittsburgh
Athletic Communications
Petersen Events Center
3719 Terrace Street
Pittsburgh, PA 15261

PITT PRACTICE FACILITY ADDRESS

Pitt Football Office
UPMC Rooney Sports Complex
3450 South Water Street
Pittsburgh PA 15203

ACC COMMUNICATIONS CONTACTS

Amy Yakola, Executive Associate Commissioner
(chief of external affairs)

Yakola e-mail: ayakola@theacc.org

Kevin Best, Senior Associate Commissioner
(football communications)

Best e-mail: kbest@theacc.org

ACC Communications Phone: (336) 854-8787

ACC FOOTBALL ON THE WEB

Official ACC Site: theacc.com

Media Info: collegepressbox.com

ACC Football Twitter: @ACCFootball

ACC YouTube Page: YouTube.com/ACCDigitalNetwork

WEEKLY PRESS CONFERENCE

Pat Narduzzi conducts his game week press conferences on Mondays at noon. The conferences are held at the UPMC Rooney Sports Complex and streamed live on Pitt's football Twitter account (@Pitt_FB). Video will be available later that day at YouTube.com/pittlivewire. A press conference transcript will be posted on PittsburghPanthers.com.

PITT PRACTICE COVERAGE

On designated days, the initial 30 minutes of Pitt football practice are open to the media for observation. Photographers are also free to shoot practice during this time. The duration of the workout is closed. Reporters should contact the communications office in advance for practice times and proper clearance. All practices will be held at the UPMC Rooney Sports Complex.

PITT WEEKLY INTERVIEWS

All interviews must be arranged through the communications office. Select players and assistant coaches are available for post-practice media sessions on Tuesdays and Wednesdays. In addition to his Monday press conferences, Coach Narduzzi will have a media briefing on Thursdays of game weeks.

PITT MEDIA CREDENTIALS

Pitt home game credentials should be requested via sportssystems.com/pitt. Questions about credential registration should be directed to communications coordinator Celeste Welsh by email (cwelsh@athletics.pitt.edu).

COLLEGEPRESSBOX.COM

Media can use collegepressbox.com to download game notes, quotes, statistics, media guides, headshots, logos and more for each conference. Login information will be distributed to accredited media or you can apply for access at collegepressbox.com/register.

ACC MEDIA PORTAL

The ACC and XOS Digital have partnered to provide individual highlight packages from all ACC-controlled regular season football games to approved TV news affiliates for the 2019 season. Upon the conclusion of each game, highlights will be made available for local TV news affiliates to download and use in televised news programming at no cost. Outlets may access the highlights, along with any weekly head coach press conferences, through the ACC Media Portal. Interested affiliates should email licensing@xosdigital.com to register for the ACC Media Portal. Approved affiliates will receive a confirmation email along with credentials to access the ACC Media Portal.

ACC DIGITAL LICENSE

Per ACC News Access Guidelines, game footage (station shot or broadcast) may not be distributed through digital platforms without a license. The ACC and XOS Digital now offer a turnkey digital highlight license specifically designed for local TV affiliates. This license will cover the use of ACC game footage across official station websites, apps and social media platforms. Distribution of in-game highlights on any platform during the broadcast window is strictly prohibited, regardless of a digital license. Interested affiliates should email licensing@xosdigital.com to receive more information or to purchase a digital license.

ACC DIGITAL CONTENT

Agencies with interest in accessing or licensing ACC digital content beyond what is provided in the ACC News Access Guidelines should contact Chad Swofford, the Senior Director of New Media and Business Development for Raycom Sports. Swofford can be reached at cswofford@raycomsports.com.

OFFENSE

Wide Receiver

11	TAYSIR MACK (JR*, 6-2, 205)
6	Aaron Mathews (SR, 6-4, 220)

Wide Receiver

18	SHOCKY JACQUES-LOUIS (SO, 6-0, 185)
88	Dontavius Butler-Jenkins (SO*, 6-0, 215)
82	Jared Wayne (FR, 6-3, 190)

Wide Receiver

2	MAURICE FFRENCH (SR, 5-11, 200)
83	John Vardzel (FR*, 5-10, 185)

Tight End

86	NAKIA GRIFFIN-STEWART (SR*, 6-5, 260)
10	Will Gragg (SR*, 6-4, 245)
84	Grant Carrigan (SO*, 6-7, 280)

Left Tackle

77	CARTER WARREN (SO*, 6-5, 320) OR
59	CARSON VAN LYNN (SO*, 6-5, 300)

Left Guard

71	BRYCE HARGROVE (JR*, 6-4, 315)
56	Brandon Ford (JR*, 6-5, 310)

Center

67	JIMMY MORRISSEY (JR*, 6-3, 305)
60	Owen Drexel (SO*, 6-3, 300)

Right Guard

57	GABE HOUY (SO*, 6-6, 310) OR
53	JAKE KRADEL (FR*, 6-3, 300)
55	Chase Brown (SR*, 6-5, 310)

Right Tackle

70	NOLAN ULIZIO (SR*, 6-5, 320)
74	Jerry Drake Jr. (SO*, 6-5, 310)

Quarterback

8	KENNY PICKETT (JR, 6-2, 225)
12	Nick Patti (FR*, 6-3, 215) or
3	Jeff George Jr. (SR*, 6-3, 220)

Tailback

21	A.J. DAVIS (JR, 6-0, 215)
23	Todd Sibley Jr. (SO*, 5-9, 225) or
19	V'Lique Carter (SO, 5-9, 185) or
22	Vincent Davis (FR, 5-8, 170)

DEFENSE

Defensive End

91	PATRICK JONES II (JR*, 6-5, 260)
6	John Morgan (FR*, 6-2, 255) or
25	Kaymar Mimes (FR*, 6-5, 245)

Defensive Tackle

97	JAYLEN TWYMAN (SO*, 6-2, 290)
2	David Green (FR*, 6-0, 285) or
92	Tyler Bentley (FR*, 6-2, 300)

Defensive Tackle

34	AMIR WATTS (SR, 6-3, 295) OR
95	DEVIN DANIELSON (FR*, 6-1, 295)

Defensive End

5	DESLIN ALEXANDRE (SO*, 6-4, 265) OR
87	HABAKKUK BALDONADO (FR*, 6-5, 250)

Money Linebacker

28	KYLAN JOHNSON (SR*, 6-2, 230)
36	Chase Pine (JR*, 6-2, 250)

Mike Linebacker

9	SALEEM BRIGHTWELL (SR*, 6-0, 230)
36	Chase Pine (JR*, 6-2, 250)
20	Wendell Davis (FR*, 6-2, 240)

Star Linebacker

24	PHIL CAMPBELL III (JR*, 6-1, 220) OR
38	CAM BRIGHT (SO*, 6-0, 225)

Strong Safety

12	PARIS FORD (SO*, 6-0, 190)
7	Jazzee Stocker (SR*, 6-2, 190)

Free Safety

3	DAMAR HAMLIN (SR, 6-1, 195)
31	Erick Hallett (FR*, 5-11, 190)

Cornerback

11	DANE JACKSON (SR*, 6-0, 190)
4	Therran Coleman (JR*, 6-0, 205) or
14	Marquis Williams (FR*, 5-8, 170)

Cornerback

21	DAMARRI MATHIS (JR, 5-11, 195) OR
15	JASON PINNOCK (JR, 6-0, 200)

SPECIALISTS

Placekicker

97	ALEX KESSMAN (JR*, 6-3, 195)
91	Sam Scarton (FR, 6-0, 170)

Punter

98	KIRK CHRISTODOULOU (SO*, 6-1, 210)
96	Jared Campbell (FR, 6-1, 190)

Holder

98	KIRK CHRISTODOULOU (SO*, 6-1, 210)
8	Kenny Pickett (JR, 6-2, 225)

Long Snapper

94	CAL ADOMITIS (JR, 6-1, 230)
52	Jack Hansberry (FR*, 6-1, 225)

Kickoff Returner

2	MAURICE FFRENCH (SR, 5-11, 200) OR
25	A.J. WOODS (FR, 5-10, 175) OR
11	TAYSIR MACK (JR*, 6-2, 205)

Punt Returner

2	MAURICE FFRENCH (SR, 5-11, 200)
11	Taysir Mack (JR*, 6-2, 205)
12	Paris Ford (SO*, 6-0, 190)

Kickoffs

97	ALEX KESSMAN (JR*, 6-3, 195)
91	Sam Scarton (FR, 6-0, 170)

2019 PITT FOOTBALL ROSTERS



PITT NUMERICAL ROSTER

No.	Name	Pos.	Yr.	Ht.	Wt.	Hometown/High School
2	Maurice Ffrench***	WR	SR	5-11	200	New Brunswick, NJ/New Brunswick
2(D)	David Green	DL	FR*	6-0	285	West Mifflin, PA/Pittsburgh Central Catholic
3	Damar Hamlin**	DB	SR	6-1	195	McKees Rocks, PA/Pittsburgh Central Catholic
3(D)	Jeff George Jr.	QB	SR*	6-3	220	Indianapolis, IN/Warren Central/Illinois
4	Therran Coleman**	DB	JR*	6-0	205	Pittsburgh, PA/Brashear
4(D)	Daniel Carter	RB	FR	5-10	220	Margate, FL/St. Thomas Aquinas
5	Deslin Alexandre*	DL	SO*	6-4	265	Pompano Beach, FL/Deerfield Beach
5(D)	Tre Tipton***	WR	SR*	6-0	185	Apollo, PA/Apollo-Ridge
6	Aaron Mathews***	WR	SR	6-4	220	Clairton, PA/Clairton
6(D)	John Morgan	DL	FR*	6-2	255	Upper Marlboro, MD/DeMatha Catholic
7	Jazzee Stocker***	DB	SR*	6-2	190	Coatesville, PA/Coatesville Area
8	Kenny Pickett**	QB	JR	6-2	225	Oakhurst, NJ/Ocean Township
8(D)	Calijah Kancey	DL	FR	6-0	270	Miami, FL/Miami Northwestern
8(D)	John Petrishen	DB	SR*	6-1	210	Lower Burrell, PA/Pittsburgh Central Catholic
9	Saleem Brightwell***	LB	SR*	6-0	230	Paterson, NJ/Paramus Catholic
9(D)	Michael Smith*	WR	SO*	6-1	215	Vero Beach, FL/Vero Beach Senior
10	Keyshon Camp**	DL	JR*	6-4	285	Lakeland, FL/Lake Gibson
10(D)	Will Gragg*	TE	SR*	6-4	245	Dumas, AR/Dumas/Arkansas
11	Dane Jackson***	DB	SR*	6-0	190	Coraopolis, PA/Cornell (Quaker Valley)
11(D)	Taysir Mack*	WR	JR*	6-2	205	Brooklyn, NY/Grand Street Campus/Indiana
12	Paris Ford*	DB	SO*	6-0	190	Pittsburgh, PA/Steel Valley
12(D)	Nick Patti	QB	FR*	6-3	215	Hillsdale, NJ/St. Joseph Regional
14	Marquis Williams	DB	FR*	5-8	170	Pompano Beach, FL/Cardinal Gibbons
14(D)	Will Gipson	WR	FR	6-2	175	Aliquippa, PA/Aliquippa
15	Jason Pinnock**	DB	JR	6-0	200	Windsor, CT/Windsor
16	Nate Temple	DL	FR	6-4	225	Abbeville, SC/Abbeville
16(D)	Jake Cortes	TE	FR*	6-5	250	McMurray, PA/Peters Township
17	Rashad Weaver**	DL	JR*	6-5	270	Fort Lauderdale, FL/Cooper City
17(D)	Davis Beville	QB	FR	6-5	210	Greenville, SC/Greenville
18	Shocky Jacques-Louis*	WR	SO	6-0	185	Fort Myers, FL/Dunbar
18(D)	Eli Kusanovich	QB	FR	6-2	195	Aliquippa, PA/Aliquippa
19	V'Lique Carter*	RB	SO	5-9	185	West Palm Beach, FL/Oxbridge Academy
20	Wendell Davis	LB	FR*	6-2	240	Richmond, VA/Benedictine College Prep
20(D)	Paris Brown	DB	FR	5-10	190	Powder Springs, GA/McEachern
21	A.J. Davis**	RB	JR	6-0	215	Lakeland, FL/Lakeland
21(D)	Damarri Mathis**	DB	JR	5-11	195	Lakeland, FL/Lakeland
22	Vincent Davis	RB	FR	5-8	170	Fort Lauderdale, FL/Cardinal Gibbons
22(D)	Brandon Hill	DB	FR	5-10	205	Apopka, FL/Wekiva
23	Todd Sibley Jr.*	RB	SO*	5-9	225	Akron, OH/Archbishop Hoban
23(D)	Leslie Smith	LB	FR	5-11	195	Miami, FL/Miami Northwestern
24	Phil Campbell III**	LB	JR*	6-1	220	Kendall Park, NJ/South Brunswick
25	Kaymar Mimes	DL	FR*	6-5	245	Long Branch, NJ/Long Branch
25(D)	A.J. Woods	DB	FR	5-10	175	Germantown, MD/Northwest
26	Judson Tallandier	DB	FR*	6-0	185	Largo, MD/DeMatha Catholic
27	Bricen Garner**	DB	JR*	6-1	190	Pittsburgh, PA/Pittsburgh Central Catholic
27(D)	Gavin Thomson	WR	FR	6-0	175	Pittsburgh, PA/Pittsburgh Central Catholic
28	Kylan Johnson	LB	SR*	6-2	230	Dallas, TX/Skyline/Florida
28(D)	Kyi Wright	TE	FR	6-2	240	Farrell, PA/Farrell
29	Joshua Junko	WR	FR	6-0	190	Akron, OH/Cuyahoga Valley Christian Acad.
29(D)	Albert Tucker	LB	SO*	6-1	220	Plantation, FL/St. Thomas Aquinas
30	Brandon George	LB	FR	6-2	235	Bernville, PA/Berks Catholic
31	Erick Hallett	DB	FR*	5-11	190	Cypress, TX/Cy-Fair
32	SirVocea Dennis	LB	FR	6-1	220	Syracuse, NY/Christian Brothers Academy/ Peddie School (NJ)
34	Amir Watts***	DL	SR	6-3	295	Chicago, IL/Wendell Phillips Academy
34(D)	Jacob Hunsinger	WR	FR	6-2	185	Hazleton, PA/Hazleton
35	Isaiah Stewart	WR	FR	6-2	185	Union, NJ/Union
36	Chase Pine**	LB	JR*	6-2	250	Williamsburg, VA/Lafayette
37	Rashad Wheeler**	FB	JR*	6-3	280	Pittsburgh, PA/ Pittsburgh Central Catholic
37(D)	Brassir Stocker	DB	FR	6-0	185	Coatesville, PA/Downingtown East

PITT ALPHABETICAL ROSTER

No.	Name	Pos.
94	Cal Adomitis**	LS
5	Deslin Alexandre*	DL
87	Habakkuk Baldonado	DL
92	Tyler Bentley	DL
17(D)	Davis Beville	QB
85	Garrett Bickhart	WR
38	Cam Bright*	LB
9	Saleem Brightwell***	LB
57(D)	Bam Brima	DL
55	Chase Brown	OL
20(D)	Paris Brown	DB
61	Brian Burgess	OL
88	Dontavius Butler-Jenkins*	WR
10	Keyshon Camp**	DL
96(D)	Jared Campbell	P
24	Phil Campbell III**	LB
84	Grant Carrigan*	TE
4(D)	Daniel Carter	RB
19	V'Lique Carter*	RB
98	Kirk Christodoulou*	P
4	Therran Coleman**	DB
44(D)	Jason Collier	TE
98(D)	Will Connelly	PK
16(D)	Jake Cortes	TE
95	Devin Danielson	DL
21	A.J. Davis**	RB
22	Vincent Davis	RB
20	Wendell Davis	LB
32	SirVocea Dennis	LB
72	Liam Dick	OL
74	Jerry Drake Jr.*	OL
60	Owen Drexel	OL
2	Maurice Ffrench***	WR
56	Brandon Ford*	OL
12	Paris Ford*	DB
27	Bricen Garner**	DB
30	Brandon George	LB
3(D)	Jeff George Jr.	QB
14(D)	Will Gipson	WR
76	Matt Goncalves	OL
10(D)	Will Gragg*	TE
2(D)	David Green	DL
86	Nakia Griffin-Stewart	TE
31	Erick Hallett	DB
3	Damar Hamlin**	DB
52	Jack Hansberry	LB/LS
71	Bryce Hargrove*	OL
48	Jackson Henry	LB
22(D)	Brandon Hill	DB
57	Gabe Houy*	OL
34(D)	Jacob Hunsinger	WR
93	Brandon Hurst	LS
11	Dane Jackson***	DB
18	Shocky Jacques-Louis*	WR
28	Kylan Johnson	LB
91	Patrick Jones II**	DL
90	Deandre Jules	DL
29	Joshua Junko	WR
8(D)	Calijah Kancey	DL

2019 PITT FOOTBALL ROSTERS



NUMERICAL ROSTER CONTINUED

No.	Name	Pos.	Yr.	Ht.	Wt.	Hometown/High School
38	Cam Bright*	LB	SO*	6-0	225	Cleveland, OH/Park Crossing (AL)
39	Kyle Vreen	RB	JR*	5-10	190	Aliquippa, PA/Central Valley
41	Jake Zilinskas	LB	JR*	6-2	230	Indiana, PA/Indiana/John Carroll
44	Elias Reynolds**	LB	JR*	6-2	235	Brooklyn, NY/Poly Prep Country Day School
44(D)	Jason Collier	TE	FR	6-5	285	West Deptford, NJ/West Deptford
45	Noah Palmer	DL	FR*	6-3	265	Jefferson Hills, PA/Thomas Jefferson
46	Michael Vardzel	WR	JR*	5-11	190	Charleston, SC/Wando
47	Kyle Nunn*	LB	SO*	6-3	230	Findlay, OH/Findlay
48	Jackson Henry	LB	FR*	6-2	240	Perkasie, PA/Pennridge
49	Ethan Van Buskirk	P	FR*	5-10	215	Harrisburg, PA/Central Dauphin
52	Jack Hansberry	LB/LS	FR*	6-1	225	Pittsburgh, PA/Upper St. Clair
52(D)	Kenny Rainey III	OL	SO*	6-3	325	Aliquippa, PA/Aliquippa
53	Jake Kradel	OL	FR*	6-3	300	Butler, PA/Butler Senior
55	Chase Brown	OL	SR*	6-5	310	Ashburn, VA/Briar Woods/Lackawanna (PA)
56	Brandon Ford*	OL	JR*	6-5	310	Pittsburgh, PA/Upper St. Clair
57	Gabe Houy*	OL	SO*	6-6	310	Pittsburgh, PA/Upper St. Clair
57(D)	Bam Brima	DL	FR	6-5	235	Worcester, MA/Loyalsock Township (PA)
58	Bryce Nelms	DL	FR	6-5	260	West Orange, NJ/West Orange
59	Carson Van Lynn*	OL	SO*	6-5	300	Worthington, OH/Worthington Kilbourne
60	Owen Drexel	OL	SO*	6-3	300	Montclair, NJ/Montclair
61	Brian Burgess	OL	SO*	6-2	305	Charleroi, PA/Charleroi
66	Shane Murphy	OL	FR	6-4	270	Reading, PA/Berks Catholic
67	Jimmy Morrissey**	OL	JR*	6-3	305	Huntingdon Valley, PA/La Salle College H.S.
68	Blake Zubovic	OL	FR*	6-4	315	Belle Vernon, PA/Belle Vernon Area
70	Nolan Ulizio	OL	SR*	6-5	320	West Chester, OH/Lakota West/Michigan
71	Bryce Hargrove*	OL	JR*	6-4	315	Akron, OH/Coventry
72	Liam Dick	OL	FR	6-7	300	Milton, Ontario/Clarkson
74	Jerry Drake Jr.*	OL	SO*	6-5	310	Palm Beach Gardens, FL/Palm Beach Gardens
76	Matt Goncalves	OL	FR	6-6	305	Manorville, NY/Eastport-South Manor
77	Carter Warren	OL	SO*	6-5	320	Paterson, NJ/Passaic Tech
80	Cameron O'Neil	WR	FR*	6-1	205	Phenix City, AL/Glenwood School
81	Jim Medure**	FB	SR*	6-2	235	New Castle, PA/Neshannock
82	Jared Wayne	WR	FR	6-3	190	Peterborough, Ontario/ Clearwater Academy International (FL)
83	John Vardzel	WR	FR*	5-10	185	Charleston, SC/North Allegheny (PA)
84	Grant Carrigan*	TE	SO*	6-7	280	Las Vegas, NV/Pine-Richland (PA)
85	Garrett Bickhart	WR	SO*	6-5	215	Liberty, PA/North Penn-Mansfield
86	Nakia Griffin-Stewart	TE	SR*	6-5	260	Tenaflly, NJ/Tenaflly/Rutgers
87	Habakkuk Baldonado	DL	FR*	6-5	250	Rome, Italy/ Clearwater Academy International (FL)
88	Dontavius Butler-Jenkins*	WR	SO*	6-0	215	Hollywood, FL/American Heritage School
90	Deandre Jules	DL	FR	6-2	260	Germantown, MD/Northwest
91	Patrick Jones II**	DL	JR*	6-5	260	Chesapeake, VA/Grassfield
91(D)	Sam Scarton	PK	FR	6-0	170	Hermitage, PA/Hickory
92	Tyler Bentley	DL	FR*	6-2	300	West Chester, OH/Lakota West
93	Brandon Hurst	LS	FR	6-3	195	Aldie, VA/John Champe
94	Cal Adomitis**	LS	JR	6-1	230	Pittsburgh, PA/Pittsburgh Central Catholic
95	Devin Danielson	DL	FR*	6-1	295	Pittsburgh, PA/Thomas Jefferson
96	Chris Maloney	DL	FR*	6-2	250	Fort Washington, PA/La Salle College H.S.
96(D)	Jared Campbell	P	FR	6-1	190	Rochester, NY/McQuaid Jesuit
97	Jaylen Twyman*	DL	SO*	6-2	290	Washington D.C./H.D. Woodson
97(D)	Alex Kessman**	PK	JR*	6-3	195	Clarkston, MI/Clarkston
98	Kirk Christodoulou*	P	SO*	6-1	210	Melbourne, Australia/Balwyn
98(D)	Will Connelly	PK	FR*	6-2	215	Beaver, PA/Beaver Area

* following name denotes letters earned
 * following class denotes redshirt season
 (D) denotes duplicate number

ALPHABETICAL ROSTER CONTINUED

No.	Name	Pos.
97(D)	Alex Kessman**	PK
18(D)	Eli Kosanovich	QB
53	Jake Kradel	OL
11(D)	Taysir Mack*	WR
96	Chris Maloney	DL
6	Aaron Mathews***	WR
21(D)	Damarri Mathis**	DB
81	Jim Medure**	FB
25	Kaymar Mimes	DL
6(D)	John Morgan	DL
67	Jimmy Morrissey**	OL
66	Shane Murphy	OL
58	Bryce Nelms	DL
47	Kyle Nunn*	LB
80	Cameron O'Neil	WR
45	Noah Palmer	DL
12(D)	Nick Patti	QB
8(D)	John Petrishen	DB
8	Kenny Pickett**	QB
36	Chase Pine**	LB
15	Jason Pinnock**	DB
52(D)	Kenny Rainey III	OL
44	Elias Reynolds**	LB
91(D)	Sam Scarton	PK
23	Todd Sibley Jr.*	RB
23(D)	Leslie Smith	LB
9(D)	Michael Smith*	WR
35	Isaiah Stewart	WR
37(D)	Brassir Stocker	DB
7	Jazzee Stocker***	DB
26	Judson Tallandier	DB
16	Nate Temple	DL
27(D)	Gavin Thomson	WR
5(D)	Tre Tipton***	WR
29(D)	Albert Tucker	LB
97	Jaylen Twyman*	DL
70	Nolan Ulizio	OL
49	Ethan Van Buskirk	P
59	Carson Van Lynn*	OL
83	John Vardzel	WR
46	Michael Vardzel	WR
39	Kyle Vreen	RB
77	Carter Warren	OL
34	Amir Watts***	DL
82	Jared Wayne	WR
17	Rashad Weaver**	DL
37	Rashad Wheeler**	FB
14	Marquis Williams	DB
25(D)	A.J. Woods	DB
28(D)	Kyi Wright	TE
41	Jake Zilinskas	LB
68	Blake Zubovic	OL

* following name denotes letters earned
 (D) denotes duplicate number



PERSONAL INFORMATION

Born: April 22, 1966

Hometown: Youngstown, Ohio

Alma Mater: Rhode Island, 1990

Family: Narduzzi and his wife, Donna, have four children: Arianna, Christina, Patrick and Isabella.

COLLEGE PLAYING EXPERIENCE

Rhode Island, three-year starter at linebacker (1987-89).

Youngstown State, starter at linebacker (1985).

COACHING EXPERIENCE

Miami (Ohio), 1990-91, graduate assistant; 1992, wide receivers.

Rhode Island, 1993-97, linebackers; 1998-99, defensive coordinator.

Northern Illinois, 2000-02, linebackers.

Miami (Ohio), 2003, defensive coordinator.

Cincinnati, 2004-06, defensive coordinator.

Michigan State, 2007-14, defensive coordinator; 2013-14, assistant head coach.

Pitt, 2015-present, head coach.

BOWL GAMES COACHED

2003 GMAC Bowl

2004 Fort Worth Bowl

2007 Champs Sports Bowl

2009 Capital One Bowl

2010 Valero Alamo Bowl

2011 Capital One Bowl

2012 Outback Bowl

2012 Buffalo Wild Wings Bowl

2014 Rose Bowl

2015 Cotton Bowl

2015 Military Bowl

2016 New Era Pinstripe Bowl

2018 Hyundai Sun Bowl

- ✓ The 2019 season marks Pat Narduzzi's fifth as Pitt's head football coach. Over his initial four years (2015-18), Narduzzi led the Panthers to the third-best record in ACC play with a 20-12 mark. Only Clemson (30-2) and Miami (21-11) achieved better ACC records during that timeframe.
- ✓ In 2018, the Panthers won their first Coastal Division championship and made their inaugural appearance in the ACC Championship Game.
- ✓ Narduzzi's 28 overall wins from 2015-18 marked the most by a Pitt coach in his first four seasons in nearly four decades. (Jackie Sherrill compiled 39 victories from 1977-80.)
- ✓ Under Narduzzi, the Panthers have a burgeoning reputation as a dangerous opponent for highly ranked foes. In 2017, Pitt closed the season with a 24-14 victory over No. 2 Miami. In 2016, the Panthers defeated two teams that finished in the top 5 of the final College Football Playoff rankings. Pitt gave No. 2 Clemson—that year's eventual national champion—its only loss (43-42) and kept No. 5 Penn State out of the playoff field by defeating the Nittany Lions, 42-39.
- ✓ Over Narduzzi's initial four seasons as head coach, Pitt had 26 All-ACC Academic Football Team honorees, the second-highest total among conference schools during that span.
- ✓ The Panthers also were a recipient of the American Football Coaches Association (AFCA) 2018 Academic Achievement Award after scoring a perfect single-year 1,000 Academic Progress Rate (APR).
- ✓ Over the past four NFL Drafts (2016-19), the Panthers had 10 players selected, tied for the sixth-highest total among ACC teams.
- ✓ Each of Pitt's three 2018 draft picks—tackle Brian O'Neill (Minnesota Vikings), safety Jordan Whitehead (Tampa Bay Buccaneers) and cornerback Avonte Maddox (Philadelphia Eagles)—were rookie starters. Moreover, running back James Conner, a Pittsburgh Steelers' 2017 draft pick, was selected to the Pro Bowl after rushing for nearly 1,000 yards in his second professional season.
- ✓ In 2016, Quadree Henderson earned consensus All-America status as a return specialist after leading the country in kickoff return touchdowns (three) and combined kick return yards (1,166). Additionally, guard Dorian Johnson also was a first team All-American under Narduzzi.
- ✓ Narduzzi has coached three ACC major award winners at Pitt: running back James Conner (2016 Brian Piccolo Award), running back Qadree Ollison (2015 Offensive Rookie of the Year) and safety Jordan Whitehead (2015 Overall and Defensive Rookie of the Year).
- ✓ Narduzzi arrived at Pitt following eight highly successful years as the defensive coordinator at Michigan State under Mark Dantonio. The Spartans were the only team to rank in the nation's top 10 in total defense and rushing defense each season from 2011-14.
- ✓ Michigan State boasted the nation's top rushing defense in 2014, yielding just 88.5 yards per game. The Spartans finished third nationally with 34 turnovers gained and eighth in total defense, holding opponents to just 315.8 yards per contest.
- ✓ In 2014, the Spartans finished with a No. 5 national ranking and 11-2 record following a stirring 42-41 victory over Baylor in the AT&T Cotton Bowl. Narduzzi's defense shut out the high-scoring Bears in the fourth quarter, opening the door for 21 unanswered points by Michigan State.
- ✓ In 2013, Michigan State finished No. 3 in the country following a Big Ten title and 24-20 victory over No. 5 Stanford in the Rose Bowl. Narduzzi was named the 2013 recipient of the prestigious Broyles Award, annually presented to the country's top assistant coach.
- ✓ Narduzzi's decorated defensive players at Michigan State included first team All-Americans in cornerback Darqueze Dennard, safety Kurtis Drummond, linebacker Greg Jones and defensive tackle Jerel Worthy. Dennard was a unanimous All-American in 2013, becoming the first Michigan State cornerback to earn that distinction. He also was the school's first winner of the Jim Thorpe Award, given to college football's top defensive back.
- ✓ Narduzzi was a starting linebacker under his father, the late Bill Narduzzi, as a freshman at Youngstown State University in 1985 before transferring to Rhode Island, where he became a three-year starter for the Rams from 1987-89.
- ✓ Bill Narduzzi was head coach at YSU from 1975-85. He led the Penguins to two NCAA Division II playoff appearances, including the national championship game in 1979, and twice was named the Ohio Valley Conference Coach of the Year. One of Bill's first coaching posts was as a freshman line coach at Pitt in 1962.

SERIES NOTES

This is the 14th meeting between Pitt and Georgia Tech in a series that began in 1918...Pitt leads the overall series, 8-5, and has won three of the past four meetings...the Panthers are 5-1 in games played in Pittsburgh and 3-2 in Atlanta...Pitt and Georgia Tech have twice met in bowl games with the Yellow Jackets winning each time... Georgia Tech defeated the Panthers in the Jan. 2, 1956 Sugar Bowl (7-0) and the Dec. 29, 1956 Gator Bowl (21-14)...the 2019 game marks the seventh Atlantic Coast Conference encounter between the two schools...the ACC series is tied, 3-3...Pitt won last year at Heinz Field, 24-19...in the last game played in Atlanta (2017), the Yellow Jackets claimed a 35-17 decision...Pitt won both the 2015 and 2016 contests courtesy of late field goals by the graduated Chris Blewitt... in 2016, Blewitt's 31-yard field goal as time expired gave Pitt a 37-34 win at Heinz...in 2015, Blewitt boomed a school-record 56-yard field goal with 1:11 left for a 31-28 victory in Atlanta...the initial three games of the series from 1918-20 were all played in Pittsburgh... led by legendary coach Glenn "Pop" Warner, Pitt won each of those three contests by an aggregate score of 58-9...before the 2013 revival of the series, the two schools had not played since a pair of games at Georgia Tech in the 1970s...in 1976, Tony Dorsett scored three touchdowns as Pitt routed the host Yellow Jackets, 42-14...under the direction of Coach John Majors, Pitt would go 12-0 in 1976 and claim the national championship, while Dorsett would win the Heisman Trophy...the Panthers also defeated Georgia Tech, 27-17, in Atlanta during the 1974 season.

SERIES GAME-BY-GAME

PITT LEADS SERIES, 8-5

DATE	H/A	PITT	GT
Nov. 23, 1918	H	32	0
Oct. 25, 1919	H	16	6
Oct. 23, 1920	H	10	3
Jan. 2, 1956	*	0	7
Dec. 29, 1956	**	14	21
Sept. 21, 1974	A	27	17
Sept. 18, 1976	A	42	14
Nov. 2, 2013	A	10	21
Oct. 25, 2014	H	28	56
Oct. 17, 2015	A	31	28
Oct. 8, 2016	H	37	34
Sept. 23, 2017	A	17	35
Sept. 15, 2018	H	24	19

Games won by Pitt in **bold**

Neutral site game key:

(*) Sugar Bowl played in New Orleans, La.

(**) Gator Bowl played in Jacksonville, Fla.

TEAM NOTES

AMONG THE ACC'S BEST:

✓ Since taking over as Pitt's head coach in 2015, Pat Narduzzi has directed the Panthers to 22 victories in ACC play, trailing only Clemson (36) and Miami (23) during this span.

ACC RECORDS: 2015-PRESENT

Team	Won	Lost
Clemson	36	2
Miami	23	14
Pitt	22	14
Virginia Tech	21	15
Florida State	20	18
Louisville	19	18
NC State	18	17
North Carolina	18	19
Georgia Tech	15	21
Virginia	14	23
Wake Forest	13	22
Duke	13	24
Syracuse	12	24
Boston College	12	25

FIRST-TIME STARTERS:

- ✓ A total of 17 players have made their first career starts for Pitt thus far. Ten of those players made their Pitt starting debut in the Virginia opener.
- ✓ Against Virginia, the new offensive starters were running back A.J. Davis, fullback Rashad Wheeler, tight end Will Gragg and tackles Carter Warren and Nolan Ulizio. On defense, ends Patrick Jones II and Deslin Alexandre, linebackers Cam Bright and Kylan Johnson as well as safety Paris Ford made their initial Pitt starts.
- ✓ Three additional players made their first career Pitt start in the Sept. 7 Ohio contest: wide receiver V'Lique Carter, tight end Nakia Griffin-Stewart and defensive tackle Devin Danielson.
- ✓ Redshirt freshman quarterback Nick Patti, filling in for the injured Kenny Pickett, started and played every offensive snap in the Panthers' Sept. 28 victory over Delaware.
- ✓ Sophomore Todd Sibley made his Pitt starting debut when he opened the game at running back at Duke (Oct. 5).
- ✓ A pair of redshirt freshmen made their first collegiate starts when Pitt played at Syracuse (Oct. 18): offensive guard Jake Kradel and safety Erick Hallett.

ACTIVE TRUE FRESHMEN:

- ✓ Eight true freshmen have seen active duty for Pitt: running back Daniel Carter, running back Vincent Davis, linebacker SirVocea Dennis, linebacker Brandon George, defensive back Brandon Hill, linebacker Leslie Smith, wide receiver Jared Wayne and defensive back A.J. Woods.

YOUR 2019 PITT TEAM CAPTAINS:

- ✓ As selected by their teammates, the captains for the 2019 Panthers are senior wide receiver Maurice Ffrench, senior cornerback Dane Jackson and junior center Jimmy Morrissey.

PITT GAME NOTES AND ANECDOTES



BIG WINS:

- ✓ Pitt scored a huge victory when it defeated No. 15/16 UCF, 35-34, at Heinz Field (Sept. 21). The Panthers halted the Knights' 27-game non-bowl winning streak that dated back to 2016.
- ✓ Pitt has defeated a Top 25 team in four consecutive seasons.

PITT WINS OVER TOP 25 TEAMS: 2016-PRESENT

Date	Opponent (AP/Coaches Rank)	Result
11/12/16	@Clemson (3/2)	W, 43-42
11/24/17	Miami (2/2)	W, 24-14
11/2/18	@Virginia (23/22)	W, 23-13
9/21/19	UCF (15/16)	W, 35-34

130 YEARS OF PITT FOOTBALL:

- ✓ The 2019 campaign marks the 130th football season at the University of Pittsburgh. The Panthers, who played their inaugural season in 1890, have a 729-537-42 all-time record (.573).
- ✓ The program's rich legacy includes 92 first team All-Americans, 24 College Football Hall of Famers, eight Pro Football Hall of Famers and nine national titles.

OFFENSIVE NOTES

TOP TANDEM:

- ✓ Pitt boasts the country's most productive pass-catching duo in senior Maurice Ffrench and junior Taysir Mack. Ffrench (64) and Mack (48) have combined for 112 receptions this season, the most of any FBS receiving duo.
- ✓ Ffrench leads the ACC and ranks third nationally, averaging 8.0 receptions per game. Mack is fourth in the ACC and 25th nationally at 6.0 catches per contest.

EYEING RECEIVING MILESTONES:

- ✓ Through eight games, Maurice Ffrench and Taysir Mack are eyeing some milestone receiving totals.
- ✓ Ffrench has totaled 64 catches, an average of 8.0 receptions per contest. At his current pace, Ffrench would surpass the Pitt single-season receptions mark of 92 set by all-time great Larry Fitzgerald over 13 games in 2003.
- ✓ Pitt's season record for receptions per game is 7.6 set by Tyler Boyd in 2015.
- ✓ Mack has compiled 563 receiving yards (70.4 avg.). He is striving to become Pitt's first 1,000-yard receiver since 2014.

PITT RECEPTIONS IN A SEASON

No.	Name	Season	Receptions
1.	Larry Fitzgerald	2003	92
2.	Tyler Boyd	2015	91
3.	Tyler Boyd	2013	85
4.	Tyler Boyd	2014	78
5.	Latef Grim	1999	75
6.	Antonio Bryant	2000	73
	Devin Street	2012	73
8.	Jake Hoffart	1997	69
	Larry Fitzgerald	2002	69
10.	Greg Lee	2004	68
—	Maurice Ffrench	2019	64

ATLANTIC COAST CONFERENCE STANDINGS

COASTAL DIVISION				
Team	Conf.	Pct.	Overall	Pct.
Virginia	3 - 2	.600	5 - 3	.625
North Carolina	3 - 2	.600	4 - 4	.500
Virginia Tech	2 - 2	.500	5 - 2	.714
Pitt	2 - 2	.500	5 - 3	.625
Duke	2 - 3	.400	4 - 4	.500
Miami	2 - 3	.400	4 - 4	.500
Georgia Tech	1 - 3	.250	2 - 5	.286

ATLANTIC DIVISION				
Team	Conf.	Pct.	Overall	Pct.
Clemson	6 - 0	1.000	8 - 0	1.000
Wake Forest	2 - 1	.667	6 - 1	.857
Louisville	3 - 2	.600	5 - 3	.625
Florida State	3 - 3	.500	4 - 4	.500
Boston College	2 - 3	.400	4 - 4	.500
NC State	1 - 2	.333	4 - 3	.571
Syracuse	0 - 4	.000	3 - 5	.375

BLUE AND GOLD RALLY CAPS:

- ✓ Since 2002, Pitt has won 36 games with second-half comebacks.
- ✓ Eleven of those rallies occurred under Pat Narduzzi (since 2015).
- ✓ Pitt has won three games in 2019 with fourth-quarter comebacks.

PITT SECOND-HALF COMEBACKS (SINCE 2002)

Date	Opponent	Deficit (Qtr.)	Result
9/14/02	@UAB	20-17 (3rd)	W, 26-20
10/26/02	Boston College	16-13 (4th)	W, 19-16 (OT)
11/2/02	@Virginia Tech	21-7 (3rd)	W, 28-21
11/9/02	Temple	19-14 (3rd)	W, 29-22
9/27/03	@Texas A&M	13-9 (3rd)	W, 37-26
11/1/03	@Boston College	13-10 (4th)	W, 24-13
11/8/03	Virginia Tech	28-24 (4th)	W, 31-28
9/25/04	Furman	31-14 (3rd)/38-24 (4th)	W, 41-38 (OT)
10/9/04	@Temple	16-6 (4th)	W, 27-22
11/13/04	@Notre Dame	35-31 (4th)	W, 41-38
11/25/04	West Virginia	10-6 (3rd)/13-9 (4th)	W, 16-13
10/20/07	Cincinnati	17-10 (3rd)	W, 24-17
12/1/07	@West Virginia	7-3 (3rd)	W, 13-9
9/20/08	Iowa	17-14 (4th)	W, 21-20
9/27/08	@Syracuse	24-13 (3rd)	W, 34-24
10/2/08	@USF	21-20 (4th)	W, 26-21
11/1/08	@Notre Dame	17-3 (3rd)/24-17 (4th)	W, 36-33 (4OT)
11/28/08	West Virginia	12-7 (3rd)/15-7 (4th)	W, 19-15
10/2/09	@Louisville	10-7 (3rd)	W, 35-10
10/10/09	Connecticut	21-6 (3rd)	W, 24-21
12/26/09	North Carolina*	17-16 (4th)	W, 19-17
11/9/13	Notre Dame	21-14 (3rd)	W, 28-21
11/23/13	@Syracuse	16-10 (3rd)	W, 17-16
12/26/13	Bowling Green#	20-17 (3rd)	W, 30-27
9/13/14	@FIU	16-14 (3rd)	W, 42-25
10/24/15	@Syracuse	17-13 (4th)	W, 23-20
10/8/16	Georgia Tech	34-27 (4th)	W, 37-34
11/12/16	@Clemson	42-34 (4th)	W, 43-42
10/21/17	@Duke	17-7 (3rd)/17-14 (4th)	W, 24-17
10/6/18	Syracuse	31-27 (3rd)/34-27 (4th)	W, 44-37 (OT)
10/27/18	Duke	28-17 (3rd)/42-35 (4th)	W, 54-45
11/2/18	@Virginia	10-7 (3rd)	W, 23-13
11/17/18	@Wake Forest	10-6 (3rd)	W, 34-13
9/21/19	UCF	31-21 (3rd)/34-28 (4th)	W, 35-34
9/28/19	Delaware	14-10 (4th)	W, 17-14
10/5/19	@Duke	30-26 (4th)	W, 33-30

Entries in **bold** denote Pat Narduzzi-coached teams.

* Meineke Car Care Bowl

Little Caesars Pizza Bowl

PITT RECEIVING YARDS IN A SEASON

No.	Name	Season	Yards
1.	Larry Fitzgerald	2003	1,672
2.	Antonio Bryant	2000	1,457
3.	Greg Lee	2004	1,297
4.	Tyler Boyd	2014	1,261
5.	Tyler Boyd	2013	1,174
6.	Jon Baldwin	2009	1,111
7.	Latef Grim	1999	1,106
8.	Dietrich Jells	1992	1,091
9.	Larry Fitzgerald	2002	1,005
10.	Mike Shanahan	2012	983
—	Taysir Mack	2019	563

CENTURY RECEIVING GAMES:

- ✓ Under Pat Narduzzi, Pitt has produced 13 100-yard receiving performances, including three this season.
- ✓ The most recent occurred in Pitt's 17-14 win over Delaware (Sept. 28) when Taysir Mack had 124 yards on five receptions.
- ✓ Mack has two 100-yard receiving games this season. He also had 125 yards on 12 receptions in Pitt's 17-10 setback at Penn State (Sept. 14).
- ✓ In the Panthers' 20-10 victory over Ohio (Sept. 7), Maurice Ffrench had 138 yards on 10 receptions.
- ✓ The Panthers are 7-6 under Narduzzi when they have a 100-yard receiver in a game.

100-YARD RECEIVERS UNDER PAT NARDUZZI

Date	Player	Opponent	Rec.-Yds.-TD
9/12/15	Tyler Boyd	@Iowa	10-131-1
11/21/15	Tyler Boyd	Louisville	10-103-1
10/1/16	Jester Weah	Marshall	7-176-1
11/5/16	Jester Weah	@Miami	3-115-1
11/12/16	Scott Orndoff	@Clemson	9-128-2
9/30/17	Jester Weah	Rice	5-137-1
10/7/17	Rafael Araujo-Lopes	@Syracuse	7-100-0
10/14/17	Jester Weah	NC State	7-106-1
11/18/17	Jester Weah	@Virginia Tech	4-104-0
11/17/18	Taysir Mack	@Wake Forest	3-105-1
9/7/19	Maurice Ffrench	Ohio	10-138-1
9/14/19	Taysir Mack	@Penn State	12-125-0
9/28/19	Taysir Mack	Delaware	5-124-1

Names in **bold** denote current players.

PICKETT POINTS:

- ✓ Junior quarterback Kenny Pickett, in his second season as Pitt's full-time starter, has thrown for 1,748 yards on 172-of-289 passing (60%) with eight touchdowns and six interceptions. Pickett is averaging 249.7 passing yards through seven games. (He missed Pitt's Sept. 28 victory over Delaware due to injury.)
- ✓ Pickett ranks seventh in the nation—and first among ACC quarterbacks—with an average of 24.57 completions per game. He is 29th nationally in passing yards per game (249.7; third in ACC) and 36th in total offense per game (261.3; third in ACC).

THE LAST TIME: PITT 24 GEORGIA TECH 19

Sept. 15, 2018 • Heinz Field • 34,284

Pitt seized a 21-0 intermission lead over Georgia Tech and then held off the Yellow Jackets to claim a 24-19 win in the ACC opener for both teams...Qadree Ollison was a workhorse for Pitt's offense, rushing for 91 yards and two touchdowns...Kenny Pickett threw for a season-high 197 yards with an interception on 16-of-23 passing...his top target was Rafael Araujo-Lopes, who hauled in a season-high six catches for 45 yards...Pickett also found Taysir Mack four times for 95 yards, including a personal-long 60-yard catch for Mack off a flea flicker to set up Pitt's third touchdown...the Panthers' defense did an effective job corralling Georgia Tech's triple option and limited the visitors to just 4 of 13 on third down...Yellow Jackets QB TaQuon Marshall netted a game-high 103 yards but needed 28 carries to do so and only averaged 3.7 yards per rush...Georgia Tech finished with 386 yards, 99 of which came on its final drive of the game...DE Rashad Weaver totaled seven tackles and a fumble recovery, his third of the season...safety Damar Hamlin also had seven stops and a career-high two TFLs...Pat Narduzzi improved to 3-1 against the Yellow Jackets...the Panthers (2-1, 1-0) won their ACC opener for the first time since 2015...Georgia Tech fell to 1-2 overall and 0-1 in the ACC.

GEORGIA TECH	0	0	6	13	19
PITT	14	7	3	0	24

First Quarter

PITT — Ollison 31-yard run (Kessman kick) 8:38
PITT — Hall 5-yard run (Kessman kick) 5:20

Second Quarter

PITT — Ollison 8-yard run (Kessman kick) 2:59

Third Quarter

GT — Marshall 1-yard run (King kick failed) 8:43
PITT — Kessman 33-yard field goal 2:36

Fourth Quarter

GT — Marshall 7-yard run (Marshall pass failed) 13:09
GT — Lynch 3-yard run (King kick) 0:37

Team Stats	GT	PITT
First Downs	22	16
Rushes-Yards	56-320	31-138
Comp-Att-Int	6-15-1	16-23-1
Passing Yards	66	197
Total Yards	386	335
Punt Returns-Yards	2-22	0-0
Kick Returns-Yards	0-0	0-0
Interceptions-Yards	1-42	1-20
Fumbles-Lost	3-1	1-0
Punts-Average	4-41.2	6-39.0
Penalties-Yards	4-30	4-38
Third Down Conv.	4-13	5-12
Fourth Down Conv.	1-3	0-0
Sacks By-Yards	0-0	1-8
Possession Time	31:49	28:11

Rushing

GT — Marshall 28-103, 2 TD; Mason 10-94; Howard 8-82; Searcy 5-38; Jarrett 1-3; Lynch 3-2, 1 TD; Owens 1-(-2).
PITT — Ollison 17-91, 2 TD; Hall 7-29, 1 TD; Jacques-Louis 1-9; Pickett 2-8; Ffrench 2-1; Araujo-Lopes 2-0.

Passing

GT — Marshall 6-15-1, 66 yards.
PITT — Pickett 16-23-1, 197 yards.

Receiving

GT — Stewart 3-33; Camp 1-20; Carter 1-11; Mason 1-2.
PITT — Araujo-Lopes 6-45; Mack 4-95; Ffrench 3-25; Aston 1-14; Mathews 1-12; Hall 1-6.

- ✓ Pickett was prolific against Penn State's highly regarded defense (Sept. 14), throwing for 372 yards on 35-of-51 passing (69%). In that game, he established career bests in passing yardage, completions and attempts.
- ✓ Pickett's 35 completions against the Nittany Lions were two shy of the school record of 37 set by Alex Van Pelt against Notre Dame in 1990.
- ✓ Pickett led Pitt to a 35-34 win over UCF (Sept. 21) by throwing for 224 yards and a touchdown, rushing for 61 additional yards and catching the game-winning TD, a three-yard reception off a fourth-down gadget play.
- ✓ In a 33-30 win over Duke (Oct. 5), Pickett threw for 268 yards with three TDs and two INTs on 29-of-48 passing. With Pitt facing a 30-26 deficit and 1:25 remaining, he directed a four-play, 82-yard march, capped by a 26-yard scoring strike to V'Lique Carter that proved to be the game winner with 38 seconds left.

THROWING FOR 300:

- ✓ Kenny Pickett has thrown for more than 300 yards twice this year. Against Penn State (Sept. 14), he threw for a career-high 372 yards on 35-of-51 passing (69%).
- ✓ Prior to Penn State, he connected on 70% of his passes (26 of 37) for 321 yards with one touchdown and zero interceptions in a 20-10 win over Ohio (Sept. 7).
- ✓ Pickett has three 300-yard passing games for his career. In a 34-13 win at Wake Forest last year (Nov. 17, 2018), he completed 23-of-30 passes (77%) for 316 yards and a career-best three TDs.
- ✓ Pitt is 4-1 under Pat Narduzzi when it has a 300-yard passer.

300-YARD PASSING PERFORMANCES UNDER PAT NARDUZZI

No.	Date	Name	Opponent	C-A-I	Yards	TD
1.	9/30/17	Max Browne	Rice	28-32-0	410	4
2.	9/14/19	Kenny Pickett	@Penn State	35-51-0	372	0
3.	9/7/19	Kenny Pickett	Ohio	26-37-0	321	1
4.	11/17/18	Kenny Pickett	@Wake Forest	23-30-0	316	3
5.	11/12/16	Nathan Peterman	@Clemson	22-37-0	308	5

AIRING IT OUT:

- ✓ Pitt ranks fifth nationally in most passing attempts with 330. Among ACC teams, Pitt ranks first, followed by Florida State (295) and Syracuse (292).
- ✓ Kenny Pickett's 51 passing attempts at Penn State (Sept. 14) marked a career high. The last Pitt QB to throw at least 51 passes was Tyler Palko against Rutgers on Sept. 30, 2005 (58 attempts).
- ✓ Since 1968, only eight times has a Pitt quarterback thrown at least 51 passes in a game.

PITT QBS WITH AT LEAST 51 ATTEMPTS SINCE 1968

Date	Name	Opponent	C-A-I	Yards	TD
11/28/91	Alex Van Pelt*	Penn State	27-64-5	324	1
9/30/05	Tyler Palko	@Rutgers	35-58-1	371	4
9/17/92	Alex Van Pelt	@Rutgers	36-55-2	395	2
11/23/68	Dave Havern	Penn State	29-51-2	314	0
10/28/78	Rick Trocano	@Navy	25-51-1	225	0
10/27/90	Alex Van Pelt	Notre Dame	37-51-2	384	2
8/30/08	Bill Stull	Bowling Green	29-51-1	264	1
9/14/19	Kenny Pickett	@Penn State	35-51-0	372	0

*school record for pass attempts

LAST TIME AT BOBBY DODD: GEORGIA TECH 35 PITT 17 Sept. 23, 2017 • Bobby Dodd Stadium • 40,211

Pitt failed to contain Georgia Tech's spread-option attack and fell 35-17 in the ACC opener for both teams...the loss dropped Pitt to 1-3 for the first time since 2005...the Yellow Jackets (2-1) rolled up 436 yards on the ground with KirVonte Benson rumbling for 196 and elusive QB TaQuon Marshall accounting for 112...Pitt, in contrast, only mustered 37 rush yards and 235 overall...the Panthers forced four turnovers—all fumbles—but failed to convert any of Georgia Tech's miscues into points...sophomore QB Ben DiNucci made his first career start, completing 12 of 19 for 110 yards with one touchdown, a 28-yard strike to Qadree Ollison that gave Pitt a 7-0 lead to open the game...Pitt's only other TD was an 80-yard punt return by Quadree Henderson in the second quarter that tied it at 14-all...it was Henderson's second career punt return TD and sixth return for a score overall...redshirt freshman placekicker Alex Kessman nailed a 55-yard field goal—one yard shy of the school record—as the first half expired...LB Oluwaseun Idowu had a game-high 13 tackles and added a fumble recovery.

PITT	7	10	0	0	17
GEORGIA TECH	7	14	7	7	35

First Quarter

PITT — Ollison 28-yard pass from DiNucci (Kessman kick) 12:19
GT — Marshall 32-yard run (Davis kick) 6:29

Second Quarter

GT — Marshall 1-yard run (Davis kick) 13:48
PITT — Henderson 80-yard punt return (Kessman kick) 8:05
GT — Benson 5-yard run (Davis kick) 0:51
PITT — Kessman 55-yard field goal 0:00

Third Quarter

GT — Weimerskirch 19-yard run (Davis kick) 6:40

Fourth Quarter

GT — Benson 47-yard run (Davis kick) 5:37

Team Stats	PITT	GT
First Downs	11	25
Rushes-Yards	20-37	67-436
Comp-Att-Int	22-35-0	4-7-0
Passing Yards	198	48
Total Yards	235	484
Punt Returns-Yards	3-80	2-23
Kick Returns-Yards	6-124	1-26
Interceptions-Yards	0-0	0-0
Fumbles-Lost	1-1	5-4
Punts-Average	7-50.1	4-45.5
Penalties-Yards	3-26	4-18
Third Down Conv.	1-13	6-14
Fourth Down Conv.	2-3	1-1
Sacks By-Yards	0-0	3-23
Possession Time	24:58	35:02

Rushing

PITT — Whitehead 2-35; Ollison 7-11; Moss 4-9; Henderson 1-2; Browne 1-(-4); DiNucci 5-(-16).
GT — Benson 29-196, 2 TD; Marshall 18-112, 2 TD; Green 5-38; Weimerskirch 4-31, 1 TD; Howard 3-19; Lynch 3-18; Jones 2-9; Searcy 2-9; Jordan 1-4.

Passing

PITT — DiNucci 12-19-0, 110 yards, 1 TD; Browne 10-15, 88 yards; Team 0-1-0, 0 yards.
GT — Marshall 4-7-0, 48 yards.

Receiving

PITT — Ollison 5-44, 1 TD; Mathews 3-50; Ffrench 3-28; Araujo-Lopes 3-27; Flanagan 2-14; Clark 2-9; Henderson 2-4; Hall 1-14; Weah 1-8.
GT — Jeune 2-29; Lynch 1-10; Benson 1-9.

PITT GAME NOTES AND ANECDOTES



A WINNING DEBUT:

- ✓ Redshirt freshman quarterback Nick Patti made the first start of his career against Delaware (Sept. 28). Patti, filling in for ailing starter Kenny Pickett, finished 23 of 37 for 271 yards with two touchdowns and one interception.
- ✓ Pitt entered the final period trailing 14-10, but took the lead for good on Patti's 12-yard touchdown pass to Taysir Mack with 10:33 to go. Earlier, Patti connected with V'Lique Carter on a 30-yard touchdown strike.
- ✓ Patti's 271 passing yards were the most by a Pitt quarterback in their starting debut since John Turman threw for 316 yards and two TDs against Penn State on Sept. 11, 1999.
- ✓ On the season, Patti has played in four games and completed 25-of-40 passes for 287 yards with three TDs and one interception.

THE "PITT SPECIAL":

- ✓ Pitt's 35-34 win over UCF (Sept. 21) will be remembered for the final touchdown, a play dubbed the "Pitt Special." Facing a fourth down at the UCF three-yard line and Pitt trailing 34-28, running back A.J. Davis took a direct snap as quarterback Kenny Pickett was in motion. Davis flipped the ball to receiver Aaron Mathews, who rolled to his right and threw to Pickett in the end zone.
- ✓ The play evoked comparisons to the Philadelphia Eagles, who used a similar pass to beat the New England Patriots in Super Bowl LII.
- ✓ Since 1969, a non-quarterback has thrown a touchdown pass on 16 occasions for the Panthers.

TD PASSES THROWN BY NON-QUARTERBACKS: 1969-PRESENT

Date	Opponent	Passer (Pos.)	Receiver (Yards)
9/24/77	@Temple	Elliott Walker (RB)	Willie Taylor (14)
10/8/77	@Florida	Jo Jo Heath (RB)	Willie Taylor (34)
10/18/80	West Virginia	Dwight Collins (WR)	Willie Collier (50)
9/27/86	West Virginia	Bill Osborn (WR)	Vernon Kirk (39)
9/2/87	@BYU	Craig Heyward (RB)	Bill Osborn (17)
11/24/90	@Penn State	Darnell Dickerson* (WR)	Olanda Truitt (63)
10/7/99	Syracuse	Kevan Barlow (RB)	Latef Grim (13)
11/24/01	@West Virginia	Marcus Furman (RB)	Kris Wilson (13)
11/1/03	@Boston College	Jawan Walker (RB)	Larry Fitzgerald (35)
9/23/06	The Citadel	Darrell Strong (TE)	LaRod Stephens-Howling (30)
11/25/06	Louisville	Derek Kinder (WR)	Oderick Turner (21)
10/27/07	@Louisville	Darrell Strong (TE)	LeSean McCoy (27)
9/17/11	@Iowa	Ronald Jones (WR)	Cameron Saddler (30)
10/26/11	Connecticut	Ronald Jones (WR)	Devin Street (14)
11/18/17	@Virginia Tech	Ryan Winslow (P)	Nathan Bossory (15)
9/21/19	UCF	Aaron Mathews (WR)	Kenny Pickett (3)

Names in **bold** denote current players.

* Dickerson, a QB during the 1987-89 seasons, played receiver in 1990.

A RARE PASSING TD TRIO:

- ✓ Three Pitt players threw TD passes in the Panthers' 35-34 win over UCF (Sept. 21): Kenny Pickett, Nick Patti and Aaron Mathews. The last time that happened was Sept. 24, 1977, when Rick Trocano, Elliott Walker and Lindsay Delaney each passed for TDs in a 76-0 win over Temple.

GRADUATION CAP AND GOWN:

- ✓ Nine players on this year's Pitt football team have already earned their bachelor's degrees.

2019 PITT PLAYERS WITH UNDERGRADUATE DEGREES

Player	Pos.	Degree
Saleem Brightwell	LB	Media and Professional Communications
Jeff George Jr.*	QB	Business
Will Gragg**	TE	Sport Management
Nakia Griffin-Stewart***	TE	Criminal Justice
Kylan Johnson****	LB	Telecommunication
Jim Medure	TE	Biological Sciences
John Petrishen#	DB	Communications Arts & Sciences
Tre Tipton	WR	Communication
Nolan Ulizio%	OL	History

* George earned degree from Illinois

** Gragg earned degree from Arkansas

*** Griffin-Stewart earned degree from Rutgers

**** Johnson earned degree from Florida

Petrishen earned degree from Penn State

% Ulizio earned degree from Michigan

RUSH HOUR:

- ✓ Under Pat Narduzzi, the Panthers have rushed for at least 200 yards on 23 occasions. Pitt is 17-6 in those contests.
- ✓ During that span, the Panthers have six games with at least 300 rushing yards and are 6-0 in those outings. Pitt is 2-0 when reaching the 400-yard rushing milestone under Narduzzi.

PITT 200-YARD RUSHING GAMES UNDER PAT NARDUZZI

Date	Opponent	Att.	Yds.	Avg.	Result
9/5/15	Youngstown State	43	325	7.6	W, 45-37
10/17/15	@Georgia Tech	43	200	4.7	W, 31-28
11/14/15	@Duke	58	268	4.6	W, 31-13
11/21/15	Louisville	45	244	5.4	W, 45-34
9/10/16	Penn State	56	341	6.1	W, 42-39
9/17/16	@Oklahoma State	54	290	5.4	L, 38-45
9/24/16	@North Carolina	55	281	5.1	L, 36-37
10/1/16	Marshall	41	252	6.1	W, 43-27
10/8/16	Georgia Tech	42	215	5.1	W, 37-34
10/15/16	@Virginia	49	209	4.3	W, 45-31
11/19/16	Duke	40	224	5.6	W, 56-14
11/26/16	Syracuse	40	393	9.8	W, 76-61
9/2/17	Youngstown State	53	208	3.9	W, 28-21 (OT)
10/21/17	@Duke	57	336	5.9	W, 24-17
11/9/17	North Carolina	45	267	5.9	L, 31-34
9/1/18	Albany	37	238	6.4	W, 33-7
9/8/18	Penn State	52	245	4.7	L, 6-51
9/22/18	@North Carolina	36	228	6.3	L, 35-38
10/6/18	Syracuse	47	265	5.6	W, 44-37 (OT)
10/27/18	Duke	52	484	9.3	W, 54-45
11/2/18	@Virginia	42	254	6.0	W, 23-13
11/10/18	Virginia Tech	36	492	13.7	W, 52-22
12/31/18	vs. Stanford*	42	208	4.9	L, 13-14

* Sun Bowl

PITT GAME NOTES AND ANECDOTES



100-YARD RUSHING GAMES:

- ✓ Under Pat Narduzzi, Pitt has produced 26 100-yard rushing performances. The most recent occurred in the Panthers' 27-20 win at Syracuse (Oct. 18), when junior A.J. Davis compiled 103 yards on 16 carries.
- ✓ The Panthers are 16-7 under Narduzzi when they have at least one 100-yard rusher in a game.

100-YARD RUSHERS UNDER PAT NARDUZZI

Date	Player	Opponent	Att.-Yds.-TD
9/5/15	Qadree Ollison	Youngstown State	16-207-1
10/3/15	Qadree Ollison	@Virginia Tech	19-122-1
10/24/15	Qadree Ollison	@Syracuse	23-103-2
11/14/15	Qadree Ollison	@Duke	26-111-1
11/21/15	Qadree Ollison	Louisville	28-152-1
11/27/15	Darrin Hall	Miami	12-103-1
9/10/16	James Conner	Penn State	22-117-1
9/17/16	James Conner	@Oklahoma State	24-111-1
9/24/16	Quadree Henderson	@North Carolina	9-107-0
10/27/16	James Conner	Virginia Tech	19-141-3
11/12/16	James Conner	@Clemson	20-132-1
11/19/16	James Conner	Duke	14-101-2
11/26/16	James Conner	Syracuse	19-115-2
11/26/16	Quadree Henderson	Syracuse	5-103-1
10/21/17	Darrin Hall	@Duke	24-254-3
10/28/17	Darrin Hall	Virginia	25-111-1
11/9/17	Darrin Hall	North Carolina	23-121-4
9/8/18	Qadree Ollison	Penn State	21-119-1
10/6/18	Qadree Ollison	Syracuse	24-192-1
10/6/18	Darrin Hall	Syracuse	17-107-2
10/27/18	Qadree Ollison	Duke	18-149-1
10/27/18	V'Lique Carter	Duke	7-137-2
11/2/18	Darrin Hall	@Virginia	19-229-3
12/31/18	Darrin Hall	vs. Stanford*	16-123-1
9/28/19	Todd Sibley Jr.	Delaware	22-106-0
10/18/19	A.J. Davis	@Syracuse	16-103-1

Names in **bold** denote current players.

* Sun Bowl

RUSHING FOR A GRAND:

- ✓ Since 2015, Pat Narduzzi has had four 1,000-yard rushing efforts under his watch at Pitt. Three players are responsible for the four 1,000-yard seasons: Qadree Ollison (2015 and 2018), James Conner (2016) and Darrin Hall (2018).
- ✓ Ollison and Hall became the first Pitt tandem to rush for 1,000 yards in the same season (2018).

PITT 1,000-YARD RUSHERS UNDER PAT NARDUZZI

Year	Name	Att.	Yards	Avg.	TD
2015	Qadree Ollison	212	1,121	5.3	11
2016	James Conner	216	1092	5.1	16
2018	Qadree Ollison	194	1,213	6.3	11
2018	Darrin Hall	153	1,144	7.5	10

BIG SHOES TO FILL:

- ✓ Pitt must replace the first 1,000-yard rushing tandem in school history.
- ✓ Prior to 2018, Pitt never had a 1,000-yard rushing duo in the same season, but Qadree Ollison (1,213) and Darrin Hall (1,144) became the first to reach that shared achievement last year.
- ✓ Ollison and Hall helped Pitt boast the nation's No. 18 rushing attack in 2018, averaging 227.9 yards per game. Among ACC teams, the Panthers ranked third in rushing, trailing only Georgia Tech's spread-option attack (325.1 avg.) and national champion Clemson (248.2).

HIGHLY OFFENSIVE:

- ✓ Pat Narduzzi's tenure has witnessed three of the top five most prolific offensive yardage performances in school history.
- ✓ In Pitt's 52-22 demolition of Virginia Tech last year (Nov. 10, 2018), the Panthers piled up a school-record 654 yards in total offense, eclipsing the prior mark of 648 set against Eastern Michigan in 1995.
- ✓ The Panthers actually had two games in 2018 with more than 600 yards in offense (634 vs. Duke, Oct. 27).
- ✓ Pitt has eclipsed 600 yards only eight times in program history.

ALL-TIME PITT TOP TOTAL OFFENSE GAMES

No.	Date	Opponent	Rush	Pass	Total	Result
1.	11/10/18	Virginia Tech	492	162	654	W, 52-22
2.	9/9/95	Eastern Michigan	315	333	648	W, 66-30
3.	10/25/97	@Rutgers	175	470	645	W, 55-48 (20T)
4.	11/26/16	Syracuse	393	251	644	W, 76-61
5.	10/27/18	Duke	484	150	634	W, 54-45
6.	9/22/12	Gardner-Webb	229	397	626	W, 55-10
7.	10/15/88	Temple	279	336	615	W, 42-7
8.	10/18/75	@Army	530	80	610	W, 52-20

Entries in **bold** denote Pat Narduzzi-coached teams.

DEFENSIVE NOTES

DEFENSE GETTING IT DONE:

- ✓ Pitt owns some impressive national defensive rankings this week. The Panthers rank in the nation's top 25 in no fewer than seven defensive categories.
- ✓ Pitt is the FBS leader in team sacks with an average of 4.75 per game. The Panthers are sixth nationally in rushing defense (an ACC-low 85.9 yards per game) and eighth in pass efficiency defense (104.51 rating).
- ✓ Pitt ranks 14th in both total defense (291.0 yards per game) and team tackles for loss (7.9 TFL per game).
- ✓ Additionally, the Panthers are 19th in third down defense (31.0% conversion rate) and 25th in first down defense (136 total first downs).

SACK ATTACK:

- ✓ Pitt boasts the country's top pass rush. The Panthers lead the nation in total sacks (38) and sacks per contest (4.75).
- ✓ The Panthers have 64 total tackles for loss. They rank 14th nationally with 7.9 tackles for loss per game.
- ✓ Pitt also tops the nation in sack yardage (250) and ranks third in TFL yardage (314).
- ✓ Over 14 games in 2018, Pitt compiled just 32 sacks (2.29 avg., 55th in FBS) and 85 tackles for loss (6.07 avg., 62nd in FBS).

PITT GAME NOTES AND ANECDOTES



- ✓ Under Pat Narduzzi, Pitt is 11-0 when it has at least five sacks in a game.
- ✓ Pitt had a season-high nine sacks at Syracuse (Oct. 18), its highest single-game total since Oct. 27, 2001 (nine vs. Temple).

PITT GAMES WITH AT LEAST FIVE SACKS 2015-PRESENT

Date	Opponent	Sacks	Yards Lost	Result
9/5/15	Youngstown State	6	38	W, 45-37
10/3/15	@Virginia Tech	7	57	W, 17-13
11/21/15	Louisville	7	58	W, 45-34
9/3/16	Villanova	6	58	W, 28-7
11/19/16	Duke	5	20	W, 56-14
9/1/18	Albany	5	33	W, 33-7
11/2/18	@Virginia	5	46	W, 23-13
9/7/19	Ohio	6	47	W, 20-10
9/21/19	UCF	6	35	W, 35-34
9/28/19	Delaware	6	30	W, 17-14
10/18/19	@Syracuse	9	60	W, 27-20

PRESSURE UP FRONT:

- ✓ Of the Panthers' 38 sacks this season, 25.5 have come from defensive linemen (67%).
- ✓ End Patrick Jones II and tackle Jaylen Twyman lead Pitt with 7.0 sacks each. Jones and Twyman rank 16th nationally (third in the ACC) with an average of 0.88 sacks per game.
- ✓ The last time an interior defensive lineman (nose tackle or defensive tackle) led the Panthers in sacks was in 2013, when unanimous All-American Aaron Donald had 11.

PANTHER KNOCKOUTS:

- ✓ Defensive end Patrick Jones II leads the ACC and ranks fifth nationally in forced fumbles with an average of 0.50 per game. Jones has four total forced fumbles on the season.
- ✓ The Panthers have three players among the ACC's top seven in forced fumbles. In addition to Jones, linebacker Phil Campbell III and safety Paris Ford rank seventh in the conference with an average of 0.25 forced fumbles per contest (each with two total).

PAWS ON THE PIGSKIN:

- ✓ Three Pitt players rank among the nation's top 25—and top four in the ACC—in passes defended.
- ✓ Cornerback Dane Jackson and safety Paris Ford are 14th nationally (second in the ACC) with an average of 1.4 passes defended per game. Jackson and Ford both have 11 total passes defended.
- ✓ Cornerback Damarri Mathis ranks 25th nationally (fourth in the ACC) with an average of 1.3 passes defended per contest (10 total).

GROUND DEFENSE:

- ✓ Pitt tops the ACC and ranks sixth nationally in rushing defense, yielding an average of 85.9 yards per game.
- ✓ Under Pat Narduzzi, Pitt has held a total of 21 opponents under the 100-yard rushing mark, including five this season.
- ✓ The Panthers are 17-4 overall in such games, including a 9-3 mark against ACC foes.
- ✓ Pitt gave up a season-low 35 yards against Ohio (29 carries) in a 20-10 victory (Sept. 7). It was the fifth-lowest rushing yardage allowed by the Panthers under Narduzzi.

TDs BY THE "D":

- ✓ Pitt has scored 10 defensive touchdowns under Pat Narduzzi.
- ✓ Three players on Pitt's 2019 roster have scored defensive TDs: safety Paris Ford and cornerbacks Dane Jackson (two) and Jason Pinnock.
- ✓ The Pitt defense has scored 34 touchdowns since the 2000 season.
- ✓ The Panthers are 28-4 when scoring at least one defensive TD in a game since 2000.
- ✓ Under Narduzzi, the Panthers are 6-4 when scoring a defensive touchdown, including this season's 33-30 win at Duke (Oct. 5) when Paris Ford had a 26-yard interception return.

PITT DEFENSIVE TOUCHDOWNS SINCE 2000

Date	Opponent	Player	Score
10/27/01	@Temple	Brian Guzek	80-yard fumble return
11/3/01	Virginia Tech	Shawntae Spencer	68-yard interception return
12/20/01	vs. NC State*	Tyre Young	16-yard fumble return
9/21/02	Rutgers	Gerald Hayes	8-yard fumble return
10/5/02	@Syracuse	Lewis Moore	2-yard fumble return
11/9/02	Temple	Claude Harriott	11-yard fumble return
10/25/03	Syracuse	Josh Lay	20-yard fumble return
9/11/04	Ohio	Malcolm Postell	42-yard interception return
9/25/04	Furman	Malcolm Postell	44-yard interception return
10/23/04	Rutgers	Josh Lay	82-yard interception return
12/4/04	@USF	Malcolm Postell	15-yard interception return
10/22/05	Syracuse	H.B. Blades	38-yard interception return
9/2/06	Virginia	Darrelle Revis	19-yard interception return
9/2/06	Virginia	Clint Session	78-yard interception return
9/8/06	@Cincinnati	Darrelle Revis	57-yard interception return
9/30/06	Toledo	Gus Mustakas	9-yard interception return
11/8/08	Louisville	Ricky Gary	3-yard fumble return
11/8/08	Louisville	Scott McKillop	18-yard interception return
12/6/08	@Connecticut	Greg Williams	20-yard interception return
9/12/09	@Buffalo	Greg Williams	50-yard fumble return
11/7/09	Syracuse	Greg Williams	51-yard interception return
10/16/10	@Syracuse	Ricky Gary	80-yard interception return
12/3/11	Syracuse	Antwuan Reed	20-yard fumble return
9/21/13	@Duke	Anthony Gonzalez	37-yard interception return
11/7/15	Notre Dame	Ejuan Price	32-yard fumble return
11/21/15	Louisville	Avonte Maddox	30-yard interception return
12/28/15	vs. Navy**	Jordan Whitehead	22-yard fumble return
9/17/16	@Okla. State	Matt Galambos	2-yard fumble return
10/1/16	Marshall	Avonte Maddox	33-yard interception return
10/15/16	@Virginia	Jordan Whitehead	59-yard interception return
11/26/16	Syracuse	Dane Jackson	20-yard interception return
9/16/17	Okla. State	Jason Pinnock	Fumble recovery in end zone
10/6/18	Syracuse	Dane Jackson	35-yard fumble return
10/5/19	@Duke	Paris Ford	26-yard interception return

Names in **bold** denote current players.

* Tangerine Bowl

** Military Bowl

LOWEST PITT OPPONENT RUSHING UNDER PAT NARDUZZI

No.	Date	Opponent	Att. -Yds.	Avg.	Result
1.	11/21/15	Louisville	24-(-1)	(-0.04)	W, 45-34
2.	10/3/15	@Virginia Tech	33-9	0.27	W, 17-13
3.	9/24/16	@North Carolina	22-18	0.82	L, 36-37
4.	11/19/16	Duke	22-25	1.14	W, 56-14
5.	9/7/19	Ohio	29-35	1.21	W, 20-10
6.	9/12/15	@Akron	24-42	1.75	W, 24-7
7.	9/28/19	Delaware	31-43	1.39	W, 17-14
8.	11/2/18	@Virginia	26-44	1.69	W, 23-13
9.	11/24/17	Miami	23-45	1.96	W, 24-14
10.	11/12/16	@Clemson	25-50	2.00	W, 43-42
11.	10/18/19	@Syracuse	34-51	1.50	W, 27-20
12.	9/3/16	Villanova	33-53	1.61	W, 28-7
13.	10/26/19	Miami	27-54	2.00	L, 12-16
14.	9/30/17	Rice	23-55	2.39	W, 42-10
15.	9/1/18	Albany	28-60	2.14	W, 33-7
16.	9/10/16	Penn State	31-74	2.39	W, 42-39
17.	10/21/17	@Duke	26-76	2.92	W, 24-17
18.	10/13/18	@Notre Dame	38-80	2.11	L, 14-19
19.	9/21/19	UCF	34-85	2.50	W, 35-34
20.	10/15/16	@Virginia	26-86	3.31	W, 45-31
21.	11/9/17	North Carolina	32-96	3.00	L, 31-34

Entries in **bold** denote current season

HOT TURNOVERS:

- ✓ In its 33-30 victory at Duke (Oct. 5), Pitt forced a season-high six turnovers (three interceptions and three fumbles).
- ✓ It was the highest amount of turnovers forced by the Panthers since Dec. 3, 2011, when they also had six against Syracuse (four fumbles and two interceptions).
- ✓ Safety Paris Ford intercepted two Blue Devils passes, returning his initial pick 26 yards for a touchdown. Two plays after his TD, Ford intercepted Duke again and Pitt parlayed the turnover into a field goal.
- ✓ Ford is the first Pitt player with multiple interceptions in a game since Nov. 9, 2013, when Ray Vinopal had two INTs vs. Notre Dame.
- ✓ Defensive end Patrick Jones II had two strip sacks resulting in turnovers in the Duke win. His first sack jarred the ball loose at the Duke 7 and Pitt cashed in two plays later with a touchdown for a 26-3 lead in the third quarter. On the Blue Devils' final possession and Pitt protecting a three-point lead, Jones stripped Harris again and the Panthers recovered to seal the result.
- ✓ On the season, Pitt has gained nine total turnovers (six interceptions and three fumbles).

TOP TOTAL "D" PERFORMANCES:

- ✓ Pitt ranks 14th nationally (third in the ACC) in total defense, yielding 291.0 yards per game.
- ✓ During Pat Narduzzi's tenure, the Panthers have held an opponent under 300 yards in total offense 13 times. The Panthers are 11-2 under Narduzzi when holding an opponent under 300 yards.
- ✓ Pitt is 1-1 in such instances in 2019. Pitt defeated Duke, 33-30, on Oct. 5, holding the Blue Devils to 288 yards. Most recently, the Panthers surrendered only 208 yards to Miami (Oct. 26) but lost, 16-12.

PITT TOP TOTAL DEFENSE GAMES UNDER PAT NARDUZZI

No.	Date	Opponent	Rush	Pass	Total	Result
1.	10/3/15	@Virginia Tech	9	91	100	W, 17-13
2.	9/12/15	@Akron	42	63	105	W, 24-7
3.	9/28/19	Delaware	43	127	170	W, 17-14
4.	9/3/16	Villanova	53	119	172	W, 28-7
5.	10/26/19	Miami	54	154	208	L, 12-16
	12/31/18	vs. Stanford*	103	105	208	L, 13-14
7.	9/7/19	Ohio	35	177	212	W, 20-10
8.	11/24/17	Miami	45	187	232	W, 24-14
9.	11/2/18	@Virginia	44	205	249	W, 23-13
10.	11/19/16	Duke	25	243	268	W, 56-14
11.	9/30/17	Rice	55	222	277	W, 42-10
12.	11/17/18	@Wake Forest	79	206	285	W, 34-13
13.	10/5/19	@Duke	123	165	288	W, 33-30

* Sun Bowl

Entries in **bold** denote current season

RARE GLORY:

- ✓ Rare is the time a defensive lineman gets the glory of an interception but it happened in the Panthers' 44-37 overtime victory over Syracuse on Oct. 6, 2018, when tackle Amir Watts snagged an Eric Dungey pass over the middle. The Panthers parlayed the pick into a field goal and 20-14 second-quarter lead.
- ✓ It was the first INT by a Pitt defensive lineman since Chas Alecxih against Buffalo on Sept. 3, 2011.
- ✓ Since the 1999 season, only nine times have defensive linemen recorded interceptions. Two of those INTs have gone for touchdowns.

INTERCEPTIONS BY PITT DEFENSIVE LINEMEN SINCE 1999

Date	Player (Pos.)	Opponent	Yards (TD)
9/11/99	Nigel Neal (DT)	@Penn State	2
9/11/99	Bryan Knight (DE)	@Penn State	(-3)
10/23/99	Demond Gibson (DT)	@Rutgers	9 (TD)
10/28/00	Bryan Knight (DE)	@Virginia Tech	0
9/30/06	Gus Mustakas (DT)	Toledo	9 (TD)
11/8/08	Craig Bokor (DT)	Louisville	0
11/07/09	Greg Romeus (DE)	Syracuse	0
9/3/11	Chas Alecxih (DT)	Buffalo	47
10/6/18	Amir Watts (DT)	Syracuse	0

Names in **bold** denote current players.

TWO DEFENSIVE LINE STARTERS LOST FOR YEAR:

- ✓ Pitt lost two defensive line starters to season-ending injuries before the arrival of September.
- ✓ Junior defensive end Rashad Weaver, the Panthers' leading returning pass rusher, sustained a knee injury one week into training camp and was ruled out for the year on Aug. 9.
- ✓ A knee injury also sidelined junior tackle Keyshon Camp, who was hurt in the Panthers' Aug. 31 opener against Virginia.

SPECIAL TEAMS NOTES

TRACKING THE ALL-TIME LEADERS:

- ✓ Alex Kessman has compiled 200 points for his career and ranks sixth on Pitt's all-time kick scoring list. In overall career scoring, Kessman ranks 12th (tied).
- ✓ The third-year starting placekicker has made 92-of-95 extra points and 36-of-54 field goals for his career.

PITT KICK SCORING IN A CAREER

No.	Name (Years)	PAT	FG	Pts.
1.	Chris Blewitt (2013-16)	198	55	363
2.	Carson Long (1973-76)	133	45	268
3.	Conor Lee (2006-08)	113	50	263
4.	Nick Lotz (1998-2001)	100	38	214
5.	Dan Hutchins (2008-10)	86	41	209
6.	Alex Kessman (2017-)	92	36	200
7.	Kevin Harper (2009-12)	72	41	195
8.	Mark Schubert (1977-79)	95	31	188
9.	Chris Ferencik (1995-98)	91	28	175
10.	Scott Kaplan (1989-92)	67*	30	158

* includes one 2-point conversion

IMPRESSIVE COMPANY:

- ✓ There are only 19 field goals of 50 yards or more on record at Pitt.
- ✓ Eleven of those kicks have occurred since the 2014 season, including a school-record seven by current Pitt kicker Alex Kessman.
- ✓ Chris Blewitt is second all-time at Pitt with four field goals of 50 yards or more. Kessman and Blewitt share the school record for longest field goal (56 yards).

ALL-TIME LONGEST PITT FIELD GOALS

No.	Date	Name	Opponent	Distance
1.	10/7/17	Alex Kessman	@Syracuse	56
	10/17/15	Chris Blewitt	@Georgia Tech	56
3.	10/6/18	Alex Kessman	Syracuse	55%
	9/23/17	Alex Kessman	@Georgia Tech	55
5.	10/26/19	Alex Kessman	Miami	54
	10/27/18	Alex Kessman	Duke	54
	10/6/18	Alex Kessman	Syracuse	54
	9/3/94	David Merrick	Texas	54
9.	11/2/18	Alex Kessman	@Virginia	53
10.	1/2/15	Chris Blewitt	vs. Houston	52*
	11/5/11	Kevin Harper	Cincinnati	52
	9/29/84	Mark Brasco	West Virginia	52
	11/16/74	Carson Long	@Notre Dame	52
	11/11/61	Fred Cox	Notre Dame	52
15.	11/14/15	Chris Blewitt	@Duke	51
	11/11/78	David Trout	West Virginia	51
17.	9/24/16	Chris Blewitt	@North Carolina	50
	9/25/76	Carson Long	Temple	50
	11/24/73	Carson Long	@Penn State	50

% Heinz Field record (NFL and collegiate)

* Lockheed Martin Armed Forces Bowl

BIG FOOT:

- ✓ Alex Kessman has seven of the nine longest field goals in school history, including a Pitt record-tying 56-yarder.
- ✓ Kessman owns Pitt records for 50-yard field goals in a career (seven) and season (four in 2018).
- ✓ Kessman also kicked the longest field goal at Heinz Field by a professional or collegian (55 yards vs. Syracuse, Oct. 6, 2018).
- ✓ The longest NFL field goal at Heinz Field is 53 yards by Chris Boswell (Pittsburgh Steelers) and Dan Bailey (Dallas Cowboys).

BUSY DAY:

- ✓ Alex Kessman accounted for all 12 of Pitt's points against Miami (Oct. 26), converting each of his four field goal attempts.
- ✓ Kessman became Pitt's first kicker with four field goals in a game since Kevin Harper at Notre Dame on Nov. 3, 2012.
- ✓ Kessman ranks 23rd nationally and third in the ACC with an average of 1.50 field goals made per game.

RETURN GAME TOUCHDOWNS:

- ✓ Since the 2000 season, Pitt has 25 kick returns for touchdowns (13 on kickoffs and 12 on punts). Thirteen of those TDs have occurred during Pat Narduzzi's tenure.
- ✓ Since the 2015 season, the Panthers have seven TDs on kickoffs and six on punts.
- ✓ Senior wide receiver Maurice Ffrench is the only active Panther who can claim a kickoff return touchdown. Ffrench had two kickoff return TDs during the 2018 season, a 99-yarder at Notre Dame and a 91-yard score vs. Albany.
- ✓ Redshirt freshman linebacker Wendell Davis returned a blocked punt (by Aaron Mathews) 18 yards for a touchdown against UCF this season (Sept. 21).

PITT KICKOFF RETURN TDs SINCE 2000

Date	Opponent	Player	Yards
9/23/00	Rutgers	Torrie Cox	86
9/18/04	Nebraska	Marcus Furman	96
9/9/05	@Ohio	LaRod Stephens-Howling	95
11/3/05	@Louisville	Terrell Allen	97
10/13/06	@UCF	Lowell Robinson	97
10/15/11	Utah	Buddy Jackson	98
9/5/15	YSU	Avonte Maddox	89
12/28/15	vs. Navy*	Quadree Henderson	100
9/3/16	Villanova	Quadree Henderson	96
10/15/16	@Virginia	Quadree Henderson	93
11/5/16	@Miami	Quadree Henderson	100
9/1/18	Albany	Maurice Ffrench	91
10/13/18	@Notre Dame	Maurice Ffrench	99

Names in **bold** denote current players.

* Military Bowl

PITT GAME NOTES AND ANECDOTES



PITT PUNT RETURN TDs SINCE 2000

Date	Opponent	Player	Yards
12/26/02	Oregon State*	Shawn Robinson	66
10/8/05	Cincinnati	Darrelle Revis	79
11/16/06	West Virginia	Darrelle Revis	73
10/15/11	Utah+	Antwuan Reed	10 (BLK)
10/13/12	Louisville\$	Todd Thomas	41 (BLK)
12/26/13	Bowling Green#	Tyler Boyd	54
9/19/15	@Iowa%	Pat Amara Jr.	28 (BLK)
11/19/16	Duke	Quadree Henderson	65
9/23/17	@Georgia Tech	Quadree Henderson	80
10/28/17	Virginia	Quadree Henderson	75
9/29/18	@UCF	Rafael Araujo-Lopes	86
9/21/19	UCF^	Wendell Davis	18 (BLK)

Names in **bold** denote current players.

* Insight Bowl

+ Antwuan Reed returned blocked punt by Andrew Taglianetti for TD

\$ Todd Thomas recovered his own blocked punt in end zone

Little Caesars Pizza Bowl

% Pat Amara Jr. returned blocked punt by Ryan Lewis for TD

^ Wendell Davis returned blocked punt by Aaron Mathews for TD

BLOCK PARTY:

- ✓ The Panthers have two blocked punts this season. Pitt ranks 13th nationally and tied for first in the ACC (with Duke, Georgia Tech and North Carolina) in overall blocks. Pitt and Duke lead the ACC and rank third nationally in blocked punts with two.
- ✓ Aaron Mathews' punt block against UCF (Sept. 21) was returned for an 18-yard touchdown by Wendell Davis in a 35-34 victory.
- ✓ In the Panthers' 17-14 win over Delaware (Sept. 28), Davis himself blocked a punt that Pitt parlayed into a TD six plays later.
- ✓ Since the 2000 season, Pitt has blocked 57 kicks overall. That total includes 12 blocks under Pat Narduzzi (since 2015).
- ✓ Since 2000, Pitt has blocked at least one kick every season with the exception of the 2018 campaign.
- ✓ Prior to 2018, the last season Pitt failed to record any blocked kicks was 1997.

AUSTRALIAN PUNTER PIPELINE:

- ✓ Pitt sophomore Kirk Christodoulou is the latest Australian punter to make an impact on the American game of football.
- ✓ In his second season as the Panthers' starting punter, Christodoulou is averaging 42.9 yards on 44 punts this season. Eighteen of his punts have been downed inside the 20-yard line.
- ✓ Christodoulou worked with the renowned Prokick Australia program that has produced many successful collegiate and NFL punters.
- ✓ Christodoulou graduated from Balwyn High School in December 2015 and spent the ensuing year training with Prokick. He enrolled at Pitt in January 2017.
- ✓ Prokick Australia's "exports" include Pittsburgh Steelers punter Jordan Berry as well as Michael Dickson (Seattle Seahawks), Mitch Wishnowsky (San Francisco 49ers) and Cameron Johnston (Philadelphia Eagles).

PITT'S BLOCKED KICKS SINCE 2000

Date	Opponent	Player	Type
9/2/00	Kent State	Ryan Smith	Field Goal
9/23/00	Rutgers	Mark Ponko	Punt
11/24/00	West Virginia	Mark Ponko	Field Goal
9/27/01	Miami (Fla.)	Torrie Cox	Punt
10/27/01	@Temple	Jay Junko	Punt
8/31/02	Ohio	Lewis Moore	Field Goal
10/26/02	Boston College	Brian Guzek	Field Goal
11/9/02	Temple	Shawntae Spencer	Punt
11/21/02	@Miami (Fla.)	Shawntae Spencer	Punt
9/6/03	Kent State	Sam Bryant	Punt
10/18/03	@Rutgers	J.J. Horne	PAT
10/25/03	Syracuse	H.B. Blades	Punt
11/22/03	@Temple	Claude Harriott	Punt
9/11/04	Ohio	Keith Malley	Punt
11/25/04	West Virginia	J.J. Horne	Field Goal
10/8/05	Cincinnati	Adam Gunn	Punt
11/12/05	Connecticut	Darrelle Revis	Field Goal*
11/12/05	Connecticut	Adam Gunn	Punt
11/4/06	@USF	H.B. Blades	Field Goal
11/25/06	Louisville	H.B. Blades	Field Goal
9/8/07	Grambling	Brian Kaiser	Punt
9/15/07	@Michigan State	Tommie Duhart	Field Goal
9/29/07	@Virginia	Joe Clermond	PAT
10/27/07	@Louisville	John Malecki	Field Goal
8/30/08	Bowling Green	Greg Romeus	PAT
9/6/08	Buffalo	Tommie Duhart	Field Goal
9/20/08	Iowa	Andrew Taglianetti	Punt
10/2/08	@USF	Aaron Berry	Field Goal
10/25/08	Rutgers	Greg Romeus	2 PATs
11/1/08	@Notre Dame	Andrew Taglianetti	Punt
11/22/08	@Cincinnati	Greg Williams	Field Goal
11/22/08	@Cincinnati	Andrew Taglianetti	Punt
12/6/08	@Connecticut	Mike Toerper	Punt
9/26/09	@NC State	Chas Alecxih	Field Goal
11/14/09	Notre Dame	Greg Romeus	PAT
12/05/09	Cincinnati	Nate Nix	Punt
9/2/10	@Utah	Antwuan Reed	Punt
11/20/10	@USF	Andrew Taglianetti	Punt
1/8/11	vs. Kentucky	Andrew Taglianetti	Punt%
10/15/11	Utah	Andrew Taglianetti	Punt#
10/13/12	Louisville	Todd Thomas	Punt\$
11/23/13	@Syracuse	Aaron Donald	PAT
10/4/14	@Virginia	Dontez Ford	Punt
1/2/15	vs. Houston	Team	PAT!
9/19/15	@Iowa	Ryan Lewis	Punt+
10/10/15	Virginia	Ejuan Price	PAT
10/17/15	@Georgia Tech	Shakir Soto	Field Goal
10/29/15	North Carolina	Quintin Wirginis	Punt
12/28/15	vs. Navy	Avonte Maddox	PAT**
9/17/16	@Oklahoma State	George Aston	Punt
11/26/16	Syracuse	Ejuan Price	PAT
12/28/16	vs. Northwestern	Chawntez Moss	Punt***
9/2/17	Youngstown State	James Folston Jr.	Punt
10/21/17	@Duke	Alex Bookser	Field Goal
9/21/19	UCF	Aaron Mathews	Punt^
9/28/19	Delaware	Wendell Davis	Punt

Names in **bold** denote current players.

* returned 71 yards for a TD by Bernard "Josh" Lay

% BBVA Compass Bowl

returned 10 yards for a TD by Antwuan Reed

\$ recovered in end zone for a TD by Todd Thomas

! Lockheed Martin Armed Forces Bowl

+ returned 28 yards for a TD by Pat Amara Jr.

** Military Bowl

*** Pinstripe Bowl

^ returned 18 yards for a TD by Wendell Davis

2019 HONORS AND AWARDS



CAL ADOMITIS—LONG SNAPPER

- ✓ *Phil Steele* Preseason All-ACC (second team)

HABAKKUK BALDONADO—DEFENSIVE END

- ✓ Pro Football Focus ACC Team of the Week (first team) (Delaware)
- ✓ FWAA Freshman All-American Midseason Watch List

CAM BRIGHT—LINEBACKER

- ✓ Pro Football Focus National Team of the Week (Duke)
- ✓ Pro Football Focus ACC Team of the Week (first team) (Duke)

KIRK CHRISTODOULOU—PUNTER

- ✓ Ray Guy "Ray's 8" Punters of the Week (Penn State)
- ✓ Ray Guy Award Watch List

MAURICE FFRENCH—ALL-PURPOSE

- ✓ Pro Football Focus ACC Team of the Week (first team) (Ohio)
- ✓ Pro Football Focus ACC Team of the Week (first team) (Syracuse)
- ✓ CBS Sports Preseason All-America (second team, KR)
- ✓ *Phil Steele* Preseason All-ACC (first team, KR)
- ✓ *Athlon* Preseason All-ACC (second team, KR)
- ✓ Preseason Media All-ACC (KR)
- ✓ Maxwell Award Watch List
- ✓ Paul Hornung Award Watch List

PARIS FORD—SAFETY

- ✓ ACC Defensive Back of the Week (Duke)
- ✓ Pro Football Focus National Team of the Week (Duke)
- ✓ Pro Football Focus ACC Team of the Week (first team) (Duke)
- ✓ Pro Football Focus National Team of the Week (Syracuse)
- ✓ Pro Football Focus ACC Team of the Week (first team) (Syracuse)

DAMAR HAMLIN—SAFETY

- ✓ Pro Football Focus ACC Team of the Week (second team) (Delaware)
- ✓ Pro Football Focus ACC Team of the Week (first team) (Syracuse)
- ✓ *Athlon* Preseason All-ACC (first team)
- ✓ *Phil Steele* Preseason All-ACC (first team)
- ✓ *Lindy's* Preseason All-ACC (third team)
- ✓ Chuck Bednarik Award Watch List

BRYCE HARGROVE—OFFENSIVE GUARD

- ✓ ACC Offensive Lineman of the Week (UCF)
- ✓ Pro Football Focus ACC Team of the Week (second team) (Ohio)
- ✓ Pro Football Focus ACC Team of the Week (second team) (Delaware)

DANE JACKSON—CORNERBACK

- ✓ Pro Football Focus ACC Team of the Week (first team) (Ohio)
- ✓ Pro Football Focus ACC Team of the Week (first team) (UCF)
- ✓ Pro Football Focus ACC Team of the Week (first team) (Duke)
- ✓ *Lindy's* Preseason All-ACC (second team)
- ✓ *Athlon* Preseason All-ACC (third team)
- ✓ *Phil Steele* Preseason All-ACC (third team)

KYLAN JOHNSON—LINEBACKER

- ✓ Pro Football Focus ACC Team of the Week (first team) (Duke)

PATRICK JONES II—DEFENSIVE END

- ✓ Pro Football Focus ACC Team of the Week (first team) (Delaware)
- ✓ ACC Defensive Lineman of the Week (Duke)
- ✓ Pro Football Focus ACC Team of the Week (first team) (Duke)

ALEX KESSMAN—PLACEKICKER

- ✓ *Phil Steele* Preseason All-ACC (second team)
- ✓ *Athlon* Preseason All-ACC (third team)
- ✓ *Lindy's* Preseason All-ACC (third team)
- ✓ Lou Groza Award Watch List

JAKE KRADEL—OFFENSIVE GUARD

- ✓ Pro Football Focus ACC Team of the Week (first team) (Duke)

TAYSIR MACK—WIDE RECEIVER

- ✓ Pro Football Focus ACC Team of the Week (second team) (Delaware)
- ✓ Pro Football Focus ACC Team of the Week (first team) (Duke)
- ✓ *Phil Steele* Preseason All-ACC (second team)
- ✓ Biletnikoff Award Watch List

AARON MATHEWS—WIDE RECEIVER

- ✓ ACC Specialist of the Week (UCF)
- ✓ Paul Hornung Award Weekly Honor Roll (UCF)

DAMARRI MATHIS—CORNERBACK

- ✓ Pro Football Focus ACC Team of the Week (second team) (Delaware)
- ✓ Pro Football Focus ACC Team of the Week (second team) (Duke)

JIM MEDURE—TIGHT END

- ✓ National Football Foundation William V. Campbell Trophy Semifinalist

JIMMY MORRISSEY—CENTER

- ✓ Pro Football Focus ACC Team of the Week (first team) (UCF)
- ✓ Pro Football Focus ACC Team of the Week (second team) (Syracuse)
- ✓ *Athlon* Preseason All-ACC (first team)
- ✓ *Phil Steele* Preseason All-ACC (first team)
- ✓ *Street & Smith's* Preseason All-ACC (first team)
- ✓ *Lindy's* Preseason All-ACC (second team)
- ✓ Outland Trophy Watch List
- ✓ Rimington Trophy Watch List

KENNY PICKETT—QUARTERBACK

- ✓ ACC Quarterback of the Week (UCF)
- ✓ Davey O'Brien Award "Great 8" (UCF)
- ✓ Pro Football Focus ACC Team of the Week (second team) (Syracuse)

ELIAS REYNOLDS—LINEBACKER

- ✓ *Phil Steele* Preseason All-ACC (fourth team)

TODD SIBLEY—RUNNING BACK

- ✓ Pro Football Focus ACC Team of the Week (second team) (Delaware)

TRE TIPTON—WIDE RECEIVER

- ✓ Allstate AFCA Good Works Team
- ✓ Wuerffel Trophy Watch List

JAYLEN TWYMAN—DEFENSIVE TACKLE

- ✓ Outland Trophy National Defensive Player of the Month (September)
- ✓ Pro Football Focus ACC Team of the Week (first team) (Delaware)
- ✓ Chuck Bednarik Award Watch List

RASHAD WEAVER—DEFENSIVE LINEMAN

- ✓ *Athlon* Preseason All-ACC (second team)
- ✓ *Lindy's* Preseason All-ACC (second team)
- ✓ *Phil Steele* Preseason All-ACC (third team)


(as of October 27)

KEY CONTRIBUTORS: OFFENSE



— QUARTERBACK —

8




QB

Kenny Pickett
JR • 6-2 • 225

- In his second full season as Pitt's QB
- 22 career starts in 25 games
- 2019: 172-of-289 (60%) for 1,748 yards, 8 TD, 6 INT ... 81 rushing yards
- Caught TD pass on "Pitt Special" vs. UCF
- 2018: 180-of-310 (58%) for 1,969 yards, 12 TD, 6 INT ... 220 rush yards, 3 TD
- Helped Pitt upset No. 2 Miami in first career start in 2017 regular-season finale

— RUNNING BACKS —

21




RB

A.J. Davis
JR • 6-0 • 215

- 24 career games with 4 starts (all in '19)
- 2019: 332 yards on 73 carries with 3 TD and 17 receptions for 209 yards
- Posted first 100-yard game when rushing for 103 yards, TD at Syracuse (Oct. 18)
- Saw limited action in 2017 and '18
- Heavily recruited RB from Lakeland, FL
- 2017 Under Armour HS All-American

23




RB

Todd Sibley Jr.
SO • 5-9 • 225

- 15 career games with 2 starts (both in '19)
- 2019: 249 yards on 50 carries
- Had career-high 106 yards on 22 carries in start vs. Delaware (Sept. 28)
- His 33-yard run vs. Miami (Oct. 26) is Pitt's longest rush of the season
- Heavily recruited RB from Akron, OH
- 2017 Under Armour HS All-American

— TIGHT END —

86




TE

Nakia Griffin-Stewart
SR • 6-5 • 260

- Graduate transfer from Rutgers
- 33 career games with 12 starts (7 for Pitt)
- 2019: 11 catches for 105 yards with 1 TD
- Caught a 4-yard TD at Duke (Oct. 5)
- 24 career catches for 202 yards with 2 TD
- Two-time Academic All-Big Ten honoree
- Enrolled in Pitt's School of Education

10




TE

Will Gragg
SR • 6-4 • 245

- Graduate transfer from Arkansas who is in his second season at Pitt
- 31 career games, 6 starts (all for Pitt)
- 2019: 13 receptions for 88 yards
- At Arkansas: 5 catches for 61 yards
- Brother, Chris Gragg, played 5 years in the NFL with the Buffalo Bills and NY Jets
- Enrolled in Pitt's School of Social Work

— WIDE RECEIVERS —

2




WR

Maurice Ffrench
SR • 5-11 • 200

- 43 career games with 19 starts
- 2019: 64 catches, 535 yards, 3 TD
- His 64 receptions rank 2nd in the FBS
- Career-high 10 catches vs. Ohio and Duke
- 2 career KR TDs (vs. Albany/Notre Dame, 2018)
- 2018: 35 catches, 515 yards, 6 TD
- Has scored 7 career TDs of 50+ yards
- 2019 team captain

11




WR

Taysir Mack
JR • 6-2 • 205

- Second season at Pitt; Indiana transfer
- 32 career games with 21 starts
- 2019: 48 catches, 563 yards, 2 TD
- Career-high 12 catches (125 yards) at PSU
- Midseason addition to Biletnikoff watch list
- 2018: 25 catches for 557 yards with 1 TD
- Averaged 22.3 yards/catch to top the ACC and rank second nationally in 2018
- 63-yard TD at Wake Forest in 2018

6




WR

Aaron Mathews
SR • 6-4 • 220

- 46 career games with 12 starts
- 2019: 10 catches, 170 yards, 1 TD
- Recorded his career TD catch (43 yards) on a trick play at Syracuse (Oct. 18)
- Threw winning TD pass vs. UCF (Sept. 21)
- 2018: 9 catches, 120 yards
- Attended Clairton, same high school as former Pitt great Tyler Boyd (now with the Cincinnati Bengals)

18




WR

Shocky Jacques-Louis
SO • 6-0 • 185

- 17 career games with 5 starts
- Emerging as additional receiving threat after injury limited him early this season
- 2019: 5 catches, 50 yards; also has tallied 6 carries for 47 yards
- Career-high 3 catches (24 yards) in the win at Syracuse (Oct. 18)
- 2018: 9 catches, 76 yards

— PLACEKICKER —

97



PK

Alex Kessman
JR • 6-3 • 195

- Third-year starting placekicker
- 2019: 12-of-18 FG, 18-of-19 PAT
- Leads the Panthers with 54 points
- 2018: 13-of-17 FG, 40-of-42 PAT
- Holds Pitt record with 7 FGs of 50+ yards
- Shares Pitt record for longest FG (56 yards at Syracuse, 2017)
- Owns longest FG ever at Heinz Field, pro or college (55 vs. Syracuse, 2018)

OFFENSIVE LINE

77



LT

Carter Warren
SO • 6-5 • 320

- Starter at LT in all 8 games
- A Conway Award winner as most improved in spring

71



LG

Bryce Hargrove
JR • 6-4 • 315

- Starter at LG in all 8 games
- Has played in 23 games with 11 career starts

67



C

Jimmy Morrissey
JR • 6-3 • 305

- 2018 Third Team All-ACC
- 31 career games, all in a starting role at center
- 2019 team captain

53



RG

Jake Kradel
FR • 6-3 • 300

- Started last 2 games at RG
- Played in 7 games this year
- All-State honoree at nearby Butler Senior H.S.

70



RT


Nolan Ulizio
SR • 6-5 • 320

- Grad transfer from Michigan
- 8 starts at RT for Pitt in '19
- At UM: 17 games, 5 starts
- Enrolled in Katz Graduate School of Business

KEY CONTRIBUTORS: DEFENSE



DEFENSIVE LINE

<p>91  DE</p> <p>Patrick Jones II JR* • 6-5 • 260</p> <ul style="list-style-type: none"> • 32 games with 8 starts • 2019: 9.5 TFL, 7 sacks, 4 FF • Had 2 strip sacks at Duke • 2018: 7.5 TFL, 4 sacks, 1 FF 	<p>34  DT</p> <p>Amir Watts SR • 6-3 • 295</p> <ul style="list-style-type: none"> • 41 games with 21 starts • Lone senior on Pitt's D-Line • 2019: 4.5 TFL, 2 sacks • 2018: 3 TFL, 1 sack, 1 INT 	<p>97  DT</p> <p>Jaylen Twyman SO* • 6-2 • 290</p> <ul style="list-style-type: none"> • 21 games with 9 starts • 2019: 8 TFL, 7 sacks • Changed to No. 97 this year to honor Aaron Donald 	<p>87  DE</p> <p>Habakkuk Baldonado FR* • 6-5 • 250</p> <ul style="list-style-type: none"> • Played in all 8 games • 2019: 5 TFL, 3.5 sacks • Italy native moved to Fla. to earn football scholarship 	<p>5  DE</p> <p>Deslin Alexandre SO* • 6-4 • 265</p> <ul style="list-style-type: none"> • 21 games with 8 starts • 2019: 6 TFL, 4.5 sacks • Elevated to starter after Rashad Weaver's injury
---	--	--	--	---

LINEBACKERS

<p>38  LB</p> <p>Cam Bright SO* • 6-0 • 225</p> <ul style="list-style-type: none"> • 22 games with 3 starts • 2019: 31 tackles, 5 TFL • Played all 14 games last year as a key reserve 	<p>9  LB</p> <p>Saleem Brightwell SR* • 6-0 • 230</p> <ul style="list-style-type: none"> • 44 games with 20 starts • 2019: 32 tackles in 6 games • Pitt's starting MLB in '17 	<p>28  LB</p> <p>Kylan Johnson SR* • 6-2 • 230</p> <ul style="list-style-type: none"> • Grad transfer from Florida • 2019: 34 tackles, 8 TFL and 5 sacks in 8 starts • 33 games, 9 starts at UF
<p>24  LB</p> <p>Phil Campbell III JR* • 6-1 • 220</p> <ul style="list-style-type: none"> • 28 games with 5 starts • 2019: 31 tkl, 2 FF, 1 FR, 1 INT • A Conway Award winner as most improved in spring 	<p>20  LB</p> <p>Wendell Davis FR* • 6-2 • 240</p> <ul style="list-style-type: none"> • Played in all 8 games • 2019: 9 tackles, 1 sack • Punt block (Delaware) and punt block TD return (UCF) 	<p>36  LB</p> <p>Chase Pine JR* • 6-2 • 250</p> <ul style="list-style-type: none"> • 29 games with 2 starts • Plays Mike and Money LB • 2019: 10 tackles, 2 TFL • 2018: 14 tackles, 2 TFL

DEFENSIVE BACKS

<p>11  CB</p> <p>Dane Jackson SR* • 6-0 • 190</p> <ul style="list-style-type: none"> • 45 games with 36 starts • Career: 4 INT, 4 FF, 2 TD • 2019: 28 tkl, 10 PBU, 1 INT • 2019 team captain 	<p>3  FS</p> <p>Damar Hamlin SR • 6-1 • 195</p> <ul style="list-style-type: none"> • 34 games with 26 starts • 2019: 49 tackles, 7 PBU • Led Pitt with 90 tackles and 2 INT in 2018 	<p>12  SS</p> <p>Paris Ford SO* • 6-0 • 190</p> <ul style="list-style-type: none"> • 17 games with 7 starts • 2019: Team-high 57 tackles and 2 INT; also 2 FF, 9 PBU • 2 INT, 1 TD in win at Duke 	<p>15  CB</p> <p>Jason Pinnock JR • 6-0 • 200</p> <ul style="list-style-type: none"> • 29 games with 7 starts • Career: 3 INT, 1 FR, 1 TD • 2019: 9 tkl, 5 PBU, 1 INT
<p>31  FS</p> <p>Erick Hallett FR* • 5-11 • 190</p> <ul style="list-style-type: none"> • Played in 7 games with 1 start (Syracuse) • 2019: 7 tackles, 2 PBU 	<p>7  SS</p> <p>Jazzee Stocker SR* • 6-2 • 190</p> <ul style="list-style-type: none"> • Versatile safety with 43 GP • Career: 1 INT, 1 FF, 5 PBU • 2019: 18 tackles, 1 sack 	<p>21  CB</p> <p>Damarri Mathis JR • 5-11 • 195</p> <ul style="list-style-type: none"> • 31 games with 9 starts • Career: 2 INT, 11 PBU • 2019: 16 tkl, 9 PBU, 1 INT 	

PITT CAREER HIGHS: OFFENSE



QUARTERBACKS

#8 KENNY PICKETT JR

• Pickett Career Highs

Pass Yards: 372 at Penn State (9-14-19)
 Completions: 35 at Penn State (9-14-19)
 Attempts: 51 at Penn State (9-14-19)
 Pass TDs: 3, twice, last at Duke (10-5-19)
 INTs: 2, 3 times, last vs. Miami (10-26-19)
 Long Completion: 78 (TD) vs. Virginia Tech (11-10-18)
 Rush Yards: 76 vs. Duke (10-27-18)
 Rush Attempts: 14 vs. Penn State (9-8-18)
 Rush TDs: 2 vs. Miami (11-24-17)
 Long Rush: 30, twice, last vs. Miami (10-26-19)

#12 NICK PATTI FR*

• Patti Career Highs

Pass Yards: 271 vs. Delaware (9-28-19)
 Completions: 23 vs. Delaware (9-28-19)
 Attempts: 37 vs. Delaware (9-28-19)
 Pass TDs: 2 vs. Delaware (9-28-19)
 INTs: 1 vs. Delaware (9-28-19)
 Long Completion: 48 vs. Delaware (9-28-19)
 Rush Yards: 18 vs. UCF (9-21-19)
 Rush Attempts: 2, twice, last vs. Delaware (9-28-19)
 Long Rush: 10 vs. UCF (9-21-19)

RUNNING BACKS

#21 A.J. DAVIS JR

• A. Davis Career Highs

Rush Attempts: 16 at Syracuse (10-18-19)
 Rush Yards: 103 at Syracuse (10-18-19)
 Rush TDs: 1, 4 times, last at Syracuse (10-18-19)
 Long Rush: 22 vs. Ohio (9-7-19)
 Receptions: 7 at Penn State (9-14-19)
 Receiving Yards: 94 at Penn State (9-14-19)
 Receiving TDs: 0
 Long Reception: 59 vs. Virginia (8-31-19)

#22 VINCENT DAVIS FR

• V. Davis Career Highs

Rush Attempts: 12 vs. Ohio (9-7-19)
 Rush Yards: 50 vs. Ohio (9-7-19)
 Rush TDs: 1, twice, last at Penn State (9-14-19)
 Long Rush: 13 vs. Ohio (9-7-19)
 Receptions: 1 vs. UCF (9-21-19)
 Receiving Yards: -1 vs. UCF (9-21-19)

#23 TODD SIBLEY JR. SO*

• Sibley Career Highs

Rush Attempts: 22 vs. Delaware (9-28-19)
 Rush Yards: 106 vs. Delaware (9-28-19)
 Rush TDs: 0
 Long Rush: 33 vs. Miami (10-26-19)
 Receptions: 1, twice, last vs. Delaware (9-28-19)
 Receiving Yards: 16 vs. Delaware (9-28-19)

#19 V'LIQUE CARTER SO

• Carter Career Highs

Rush Attempts: 13 at Duke (10-5-19)
 Rush Yards: 137 vs. Duke (10-27-18)
 Rush TDs: 2 vs. Duke (10-27-18)
 Long Rush: 62 vs. Duke (10-27-18)
 Receptions: 3, twice, last vs. Delaware (9-28-19)
 Receiving Yards: 46 vs. Miami (10-26-19)
 Receiving TDs: 1, twice, last at Duke (10-5-19)
 Long Reception: 30 (TD) vs. Delaware (9-28-19)

WIDE RECEIVERS

#2 MAURICE FFRENCH SR

• Ffrench Career Highs

Receptions: 10, twice, last at Duke (10-5-19)
 Receiving Yards: 138 vs. Ohio (9-7-19)
 Receiving TDs: 2 vs. Duke (10-27-18)
 Long Reception: 78 (TD) vs. Virginia Tech (11-10-18)
 Rush Attempts: 7 vs. Duke (10-27-18)
 Rush Yards: 77 vs. Syracuse (11-26-16)
 Rush TDs: 1, 4 times, last vs. Virginia Tech (11-10-18)
 Long Rush: 77 (TD) vs. Syracuse (11-26-16)
 Kickoff Returns: 4, twice, last vs. Duke (10-27-18)
 Kickoff Return Yards: 122 at Notre Dame (10-13-18)
 Long Kickoff Return: 99 (TD) at Notre Dame (10-13-18)
 Punt Returns: 7 vs. Ohio (9-7-19)
 Punt Return Yards: 25 vs. Ohio (9-7-19)
 Long Punt Return: 50 at Duke (10-5-19)
 All-Purpose Yards: 220 vs. Duke (10-27-18)

#11 TAYSIR MACK JR*

• Mack Career Highs

Receptions: 12 at Penn State (9-14-19)
 Receiving Yards: 132 at Purdue (11-25-17)*
 Receiving TDs: 2 vs. Charleston Southern (10-7-17)*
 Long Reception: 63 (TD) at Wake Forest (11-17-18)
 *at Indiana

#6 AARON MATHEWS SR

• Mathews Career Highs

Receptions: 4, twice, last at Notre Dame (10-13-18)
 Receiving Yards: 57 at Syracuse (10-18-19)
 Receiving TDs: 1 at Syracuse (10-18-19)
 Long Reception: 43 (TD) at Syracuse (10-18-19)

#88 DONTAVIUS BUTLER-JENKINS SO*

• Butler-Jenkins Career Highs

Receptions: 4 vs. UCF (9-21-19)
 Receiving Yards: 27 at Penn State (9-14-19)
 Receiving TDs: 1 vs. UCF (9-21-19)
 Long Reception: 27 at Penn State (9-14-19)

#18 SHOCKY JACQUES-LOUIS SO

• Jacques-Louis Career Highs

Receptions: 3 at Syracuse (10-18-19)
 Receiving Yards: 26 at Duke (10-5-19)
 Receiving TDs: 0
 Long Reception: 20 at Duke (10-5-19)
 Rush Attempts: 3 vs. Albany (9-1-18)
 Rush Yards: 39 vs. Penn State (9-8-18)
 Rush TDs: 0
 Long Rush: 38 vs. Penn State (9-8-18)

TIGHT ENDS/FULLBACKS

#86 NAKIA GRIFFIN-STEWART SR*

• Griffin-Stewart Career Highs

Receptions: 3 vs. Ohio (9-7-19)
 Receiving Yards: 39 at Penn State (9-14-19)
 Receiving TDs: 1, twice, last at Duke (10-5-19)
 Long Reception: 36 at Penn State (9-14-19)

#10 WILL GRAGG SR*

• Gragg Career Highs

Receptions: 4 vs. Ohio (9-7-19)
 Receiving Yards: 47 at LSU (11-11-17)*
 Receiving TDs: 0
 Long Reception: 33 at LSU (11-11-17)*
 *at Arkansas

#84 GRANT CARRIGAN SO*

• Carrigan Career Highs

Receptions: 0
 Receiving Yards: 0
 Receiving TDs: 0
 Long Reception: 0

#81 JIM MEDURE SR*

• Medure Career Highs

Receptions: 2 at Wake Forest (11-17-18)
 Receiving Yards: 15 vs. Albany (9-1-18)
 Receiving TDs: 0
 Long Reception: 15 vs. Albany (9-1-18)

PLACEKICKERS

#97 ALEX KESSMAN JR*

• Kessman Career Highs

FG Made: 4 vs. Miami (10-26-19)
 FG Attempted: 4 vs. Miami (10-26-19)
 Long FG: 56 at Syracuse (10-7-17)
 PATs Made: 6 vs. Rice (9-30-17)
 PATs Attempted: 6 vs. Rice (9-30-17)
 Points: 14, twice, last vs. Duke (10-27-18)
 Kickoffs: 10 vs. Duke (10-27-18)
 Touchbacks: 6 vs. Syracuse (10-6-18)

PITT CAREER HIGHS: DEFENSE



DEFENSIVE TACKLES

#34 AMIR WATTS SR

• Watts Career Highs

Tackles: 5 vs. Delaware (9-28-19)
TFLs: 2.5 vs. Delaware (9-28-19)
Sacks: 1, 3 times, last at Duke (10-5-19)
Interceptions: 1 vs. Syracuse (10-6-18)

#97 JAYLEN TWYMAN SO*

• Twyman Career Highs

Tackles: 6 at Penn State (9-14-19)
TFLs: 3 vs. Ohio (9-7-19)
Sacks: 3 vs. Ohio (9-7-19)

#95 DEVIN DANIELSON FR*

• Danielson Career Highs

Tackles: 2, twice, last at Duke (10-5-19)
TFLs: 0
Sacks: 0

DEFENSIVE ENDS

#91 PATRICK JONES II JR*

• Jones Career Highs

Tackles: 6 at Duke (10-5-19)
TFLs: 2.5 vs. Miami (10-26-19)
Sacks: 2, twice, last vs. Miami (10-26-19)
Forced Fumbles: 2 at Duke (10-5-19)

#5 DESLIN ALEXANDRE SO*

• Alexandre Career Highs

Tackles: 6, twice, last vs. UCF (9-21-19)
TFLs: 1.5, 3 times, last at Syracuse (10-18-19)
Sacks: 1.5 vs. UCF (9-21-19)
Fumble Recoveries: 1 at Duke (10-5-19)

#87 HABAKKUK BALDONADO FR*

• Baldonado Career Highs

Tackles: 4, 4 times, last at Duke (10-5-19)
TFLs: 2 vs. UCF (9-21-19)
Sacks: 1.5 vs. Delaware (9-28-19)
Fumble Recoveries: 1 at Duke (10-5-19)

#6 JOHN MORGAN FR*

• Morgan Career Highs

Tackles: 3, twice, last at Syracuse (10-18-19)
TFLs: 2 vs. UCF (9-21-19)
Sacks: 1 at Syracuse (10-18-19)

LINEBACKERS

#9 SALEEM BRIGHTWELL SR*

• Brightwell Career Highs

Tackles: 13 at Syracuse (10-7-17)
TFLs: 1.5 at Georgia Tech (9-23-17)
Sacks: 1, 3 times, last vs. North Carolina (11-9-17)
Interceptions: 1, twice, last vs. Virginia (10-28-17)
Forced Fumbles: 1 at Georgia Tech (9-23-17)
Fumble Recoveries: 1 at North Carolina (9-24-16)

#28 KYLAN JOHNSON SR*

• Johnson Career Highs

Tackles: 9 at Duke (10-5-19)
TFLs: 2, 3 times, last vs. Delaware (9-28-19)
Sacks: 2 vs. Delaware (9-28-19)
Forced Fumbles: 1 vs. UCF (9-21-19)
Fumble Recoveries: 1 at LSU (11-19-16)*
 *at Florida

#38 CAM BRIGHT SO*

• Bright Career Highs

Tackles: 7 at Duke (10-5-19)
TFLs: 1, 4 times, last vs. Delaware (9-28-19)
Sacks: 0.5, twice, last at Syracuse (10-18-19)
Forced Fumbles: 1, twice, last at Duke (10-5-19)
Fumble Recoveries: 1 at North Carolina (9-22-18)

#24 PHIL CAMPBELL III JR*

• Campbell Career Highs

Tackles: 8 vs. Duke (10-27-18)
TFLs: 1.5 at Syracuse (10-18-19)
Sacks: 1, twice, last at Syracuse (10-18-19)
Interceptions: 1 vs. UCF (9-21-19)
Forced Fumbles: 1, twice, last at Penn State (9-14-19)
Fumble Recoveries: 1 at Duke (10-5-19)

#44 ELIAS REYNOLDS JR*

• Reynolds Career Highs

Tackles: 12 vs. Duke (10-27-18)
TFLs: 2 vs. Duke (10-27-18)
Sacks: 1, twice, last vs. Virginia Tech (11-10-18)

#36 CHASE PINE JR*

• Pine Career Highs

Tackles: 6 at Virginia Tech (11-18-17)
TFLs: 1.5 vs. Ohio (9-7-19)
Sacks: 0.5 at Syracuse (10-18-19)

SAFETIES

#3 DAMAR HAMLIN SR

• Hamlin Career Highs

Tackles: 14 vs. Syracuse (10-6-18)
TFLs: 2 vs. Georgia Tech (9-15-18)
INTs: 1, 3 times, last at Wake Forest (11-17-18)
Fumble Recoveries: 1 at Miami (11-24-18)

#12 PARIS FORD SO*

• Ford Career Highs

Tackles: 12 at Duke (10-5-19)
TFLs: 0.5 vs. Virginia (8-31-19)
Interceptions: 2 at Duke (10-5-19)
Forced Fumbles: 1, twice, last at Syracuse (10-18-19)

#7 JAZZEE STOCKER SR*

• Stocker Career Highs

Tackles: 9 at UCF (9-29-18)
TFLs: 1, twice, last at Syracuse (10-18-19)
Sacks: 1 at Syracuse (10-18-19)
Interceptions: 1 at Notre Dame (10-13-18)
Forced Fumbles: 1 at UCF (9-29-18)

#31 ERICK HALLETT FR*

• Hallett Career Highs

Tackles: 4 vs. UCF (9-21-19)
TFLs: 0
Interceptions: 0

#4 THERRAN COLEMAN JR*

• Coleman Career Highs

Tackles: 4 at Syracuse (10-7-17)
TFLs: 0
Interceptions: 1 vs. Syracuse (10-6-18)

CORNERBACKS

#11 DANE JACKSON SR*

• Jackson Career Highs

Tackles: 6, 3 times, last vs. UCF (9-21-19)
TFLs: 1, 6 times, last at Wake Forest (11-17-18)
Sacks: 1 at Duke (10-21-17)
Interceptions: 1, 4 times, last at Duke (10-5-19)
Forced Fumbles: 1, 4 times, last at Virginia (11-2-18)
Fumble Recoveries: 1, twice, last at Virginia (11-2-18)

#21 DAMARRI MATHIS JR

• Mathis Career Highs

Tackles: 4, twice, last vs. Virginia Tech (11-10-18)
TFLs: 1, 4 times, last vs. UCF (9-21-19)
Interceptions: 1, twice, last vs. Miami (10-26-19)

#15 JASON PINNOCK JR

• Pinnock Career Highs

Tackles: 4, 4 times, last vs. Ohio (9-7-19)
TFLs: 1, twice, last vs. Virginia Tech (11-10-18)
Sacks: 1 vs. Virginia Tech (11-10-18)
Interceptions: 1, 3 times, last vs. UCF (9-21-19)
Fumble Recoveries: 1 (TD) vs. Oklahoma State (9-16-17)

PUNTER

#98 KIRK CHRISTODOULOU SO*

• Christodoulou Career Highs

Punts: 12 at Miami (11-24-18)
Punt Average: 51.6 at Wake Forest (11-17-18)
Long: 73 at Miami (11-24-18)
Inside 20: 5 at Miami (11-24-18)

Coaching Staff Game Day Locations

- FIELD LEVEL -



Mark Whipple
Offensive Coordinator/
Quarterbacks



Andre Powell
Special Teams Coordinator/
Running Backs



Chris Beatty
Wide Receivers



Dave Borbely
Offensive Line




Charlie Partridge
Assistant Head Coach/
Defensive Line



Archie Collins
Secondary



Rob Harley
Linebackers



Michael Priefer Jr.
Defensive G.A.

- PRESS BOX -



Randy Bates
Defensive Coordinator



Tim Salem
Tight Ends



Cory Sanders
Safeties



Ronald Booker
Offensive G.A.



Joe Kreinsen
Offensive G.A.



Bryan Bing
Defensive G.A.

2019 Pronunciation Guide

PLAYERS

Cal Adomitis adam-EYE-tis
Deslin Alexandre alexander
Habakkuk Baldonado Haba-kook Baldo-na-dough
(prefers to be called "Haba")
V'Lique Carter va-leak
Kirk Christodoulou christo-doo-lou
Therran Coleman therr-un
SirVocea Dennis sir-voss-E-ay
Matt Goncalves gone-SOLVE-ez
Nakia Griffin-Stewart na-KEY-ah
Erick Hallett HAL-let
Gabe Houy hoy

Shocky Jacques-Louis jaq-LU-EE
Calijah Kancey ca-LIE-jah (rhymes with "Elijah")
Jim Medure ma-DOOR
Kaymar Mimes mims
Jazzee Stocker jazz-ZEE
Judson Tallandier ta-lan-DEER
Tre Tipton tray
Nolan Ulizio you-LIZ-e-oh
Amir Watts ah-mirror
Marquis Williams mar-QUEZ
Jake Zilinskas za-lin-skas
Blake Zubovic zoo-bow-VICK

2019 PITT OPPONENTS: WEEK-BY-WEEK



VIRGINIA (5-3, 3-2 ACC)

Aug. 31	at Pitt*	W, 30-14
Sept. 7	William & Mary	W, 52-17
Sept. 14	Florida State*	W, 31-24
Sept. 21	Old Dominion	W, 28-17
Sept. 28	at Notre Dame	L, 20-35
Oct. 11	at Miami*	L, 9-17
Oct. 19	Duke*	W, 48-14
Oct. 26	at Louisville*	L, 21-28
Nov. 2	at North Carolina*	
Nov. 9	Georgia Tech*	
Nov. 23	Liberty	
Nov. 29	Virginia Tech*	

*ACC game

OHIO (4-4, 3-1 MAC)

Aug. 31	Rhode Island	W, 41-20
Sept. 7	at Pitt	L, 10-20
Sept. 14	at Marshall	L, 31-33
Sept. 21	Louisiana	L, 25-45
Oct. 5	at Buffalo*	W, 21-20 (OT)
Oct. 12	Northern Illinois*	L, 36-39
Oct. 19	Kent State*	W, 45-38
Oct. 26	at Ball State*	W, 34-21
Nov. 6	Miami (Ohio)*	
Nov. 12	Western Michigan*	
Nov. 19	Bowling Green*	
Nov. 26	Akron*	

*Mid-American Conference game

PENN STATE (8-0, 5-0 B1G)

Aug. 31	Idaho	W, 79-7
Sept. 7	Buffalo	W, 45-13
Sept. 14	Pitt	W, 17-10
Sept. 27	at Maryland*	W, 59-0
Oct. 5	Purdue*	W, 35-7
Oct. 12	at Iowa*	W, 17-12
Oct. 19	Michigan*	W, 28-21
Oct. 26	at Michigan State*	W, 28-7
Nov. 9	at Minnesota*	
Nov. 16	Indiana*	
Nov. 23	at Ohio State*	
Nov. 30	Rutgers*	

*Big Ten Conference game

UCF (6-2, 3-1 AAC)

Aug. 29	Florida A&M	W, 62-0
Sept. 7	at Florida Atlantic	W, 48-14
Sept. 14	Stanford	W, 45-27
Sept. 21	at Pitt	L, 34-35
Sept. 28	Connecticut*	W, 56-21
Oct. 4	at Cincinnati*	L, 24-27
Oct. 19	East Carolina*	W, 41-28
Oct. 26	at Temple*	W, 63-21
Nov. 2	Houston*	
Nov. 8	at Tulsa*	
Nov. 23	at Tulane*	
Nov. 29	South Florida*	

*American Athletic Conference game

DELAWARE (4-4, 2-2 CAA)

Aug. 29	Delaware State	W, 31-13
Sept. 7	at Rhode Island*	W, 44-36 (30T)
Sept. 14	North Dakota State	L, 22-47
Sept. 21	Penn	W, 28-27
Sept. 28	at Pitt	L, 14-17
Oct. 12	at Elon*	L, 7-42
Oct. 19	New Hampshire*	W, 16-10
Oct. 26	Richmond*	L, 25-35
Nov. 2	at Towson*	
Nov. 9	Albany*	
Nov. 16	Stony Brook*	
Nov. 23	at Villanova*	

*Colonial Athletic Association game

DUKE (4-4, 2-3 ACC)

Aug. 31	vs. Alabama	L, 3-42
Sept. 7	North Carolina A&T	W, 45-13
Sept. 14	at Middle Tennessee	W, 41-18
Sept. 27	at Virginia Tech*	W, 45-10
Oct. 5	Pitt*	L, 30-33
Oct. 12	Georgia Tech*	W, 41-23
Oct. 19	at Virginia*	L, 14-48
Oct. 26	at North Carolina*	L, 17-20
Nov. 9	Notre Dame	
Nov. 16	Syracuse*	
Nov. 23	at Wake Forest*	
Nov. 30	Miami*	

*ACC game

SYRACUSE (3-5, 0-4 ACC)

Aug. 31	at Liberty	W, 24-0
Sept. 7	at Maryland	L, 20-63
Sept. 14	Clemson*	L, 6-41
Sept. 21	Western Michigan	W, 52-33
Sept. 28	Holy Cross	W, 41-3
Oct. 10	at NC State*	L, 10-16
Oct. 18	Pitt*	L, 20-27
Oct. 26	at Florida State*	L, 17-35
Nov. 2	Boston College*	
Nov. 16	at Duke*	
Nov. 23	at Louisville*	
Nov. 30	Wake Forest*	

*ACC game

MIAMI (4-4, 2-3 ACC)

Aug. 24	vs. Florida	L, 20-24
Sept. 7	at North Carolina*	L, 25-28
Sept. 14	Bethune-Cookman	W, 63-0
Sept. 21	Central Michigan	W, 17-12
Oct. 5	Virginia Tech*	L, 35-42
Oct. 11	Virginia*	W, 17-9
Oct. 19	Georgia Tech*	L, 21-28 (OT)
Oct. 26	at Pitt*	W, 16-12
Nov. 2	at Florida State*	
Nov. 9	Louisville*	
Nov. 23	at Florida International	
Nov. 30	at Duke*	

*ACC game

GEORGIA TECH (2-5, 1-3 ACC)

Aug. 29	at Clemson*	L, 14-52
Sept. 7	South Florida	W, 14-10
Sept. 14	The Citadel	L, 24-27 (OT)
Sept. 28	at Temple	L, 2-24
Oct. 5	North Carolina*	L, 22-38
Oct. 12	at Duke*	L, 23-41
Oct. 19	at Miami*	W, 28-21 (OT)
Nov. 2	Pitt*	
Nov. 9	at Virginia*	
Nov. 16	Virginia Tech*	
Nov. 21	NC State*	
Nov. 30	Georgia	

*ACC game

NORTH CAROLINA (4-4, 3-2 ACC)

Aug. 31	vs. South Carolina	W, 24-20
Sept. 7	Miami*	W, 28-25
Sept. 13	at Wake Forest	L, 18-24
Sept. 21	Appalachian State	L, 31-34
Sept. 28	Clemson*	L, 20-21
Oct. 5	at Georgia Tech*	W, 38-22
Oct. 19	at Virginia Tech*	L, 41-43 (60T)
Oct. 26	Duke*	W, 20-17
Nov. 2	Virginia*	
Nov. 14	at Pitt*	
Nov. 23	Mercer	
Nov. 30	at NC State*	

*ACC game

VIRGINIA TECH (5-2, 2-2 ACC)

Aug. 31	at Boston College*	L, 28-35
Sept. 7	Old Dominion	W, 31-17
Sept. 14	Furman	W, 24-17
Sept. 27	Duke*	L, 10-45
Oct. 5	at Miami*	W, 42-35
Oct. 12	Rhode Island	W, 34-17
Oct. 19	North Carolina*	W, 43-41 (60T)
Nov. 2	at Notre Dame	
Nov. 9	Wake Forest*	
Nov. 16	at Georgia Tech*	
Nov. 23	Pitt*	
Nov. 29	at Virginia*	

*ACC game

BOSTON COLLEGE (4-4, 2-3 ACC)

Aug. 31	Virginia Tech*	W, 35-28
Sept. 7	Richmond	W, 45-13
Sept. 13	Kansas	L, 24-48
Sept. 21	at Rutgers	W, 30-16
Sept. 28	Wake Forest*	L, 24-27
Oct. 5	at Louisville*	L, 39-41
Oct. 19	NC State*	W, 45-24
Oct. 26	at Clemson*	L, 7-59
Nov. 2	at Syracuse*	
Nov. 9	Florida State*	
Nov. 23	at Notre Dame	
Nov. 30	at Pitt*	

*ACC game

Combined Opponent Record.....53-41

Combined Winning %......564

2019 PITT STARTING LINEUPS



OFFENSE

GAME	QB	RB	TE	WR	WR	TE	LT	LG	C	RG	RT
Virginia	Pickett	A.J. Davis	Wheeler*	Ffrench	Mack	Gragg	Warren	Hargrove	Morrissey	Houy	Ulizio
Ohio	Pickett	A.J. Davis	Griffin-Stewart	Ffrench	Carter	Gragg	Warren	Hargrove	Morrissey	Houy	Ulizio
Penn State	Pickett	A.J. Davis	Griffin-Stewart	Ffrench	Mack	Gragg	Warren	Hargrove	Morrissey	Houy	Ulizio
UCF	Pickett	A.J. Davis	Griffin-Stewart	Ffrench	Jacques-Louis	Butler-Jenkins^	Warren	Hargrove	Morrissey	Houy	Ulizio
Delaware	Patti	Carter	Griffin-Stewart	Ffrench	Mack	Gragg	Warren	Hargrove	Morrissey	Houy	Ulizio
Duke	Pickett	Sibley	Griffin-Stewart	Ffrench	Mack	Gragg	Warren	Hargrove	Morrissey	Houy	Ulizio
Syracuse	Pickett	Sibley	Griffin-Stewart	Ffrench	Mack	Gragg	Warren	Hargrove	Morrissey	Kradel	Ulizio
Miami	Pickett	Carter	Griffin-Stewart	Ffrench	Mack	Jacques-Louis^	Warren	Hargrove	Morrissey	Kradel	Ulizio
Georgia Tech											
North Carolina											
Virginia Tech											
Boston College											

*Pitt started with a fullback vs. Virginia

^Pitt started with three wide receivers vs. UCF and Miami

DEFENSE

GAME	DE	DT	DT	DE	OLB	MLB	OLB	CB	CB	FS	SS
Virginia	Jones	Twyman	Camp	Alexandre	Johnson	Reynolds	Bright	Jackson	Mathis	Hamlin	Ford
Ohio	Jones	Twyman	Danielson	Alexandre	Johnson	Pine	Bright	Jackson	Mathis	Hamlin	Ford
Penn State	Jones	Twyman	Watts	Alexandre	Johnson	Reynolds	Campbell	Jackson	Pinnock	Hamlin	Ford
UCF	Jones	Twyman	Watts	Alexandre	Johnson	Brightwell	Campbell	Jackson	Mathis	Hamlin	Ford
Delaware	Jones	Twyman	Watts	Alexandre	Johnson	Brightwell	Campbell	Jackson	Mathis	Hamlin	Ford
Duke	Jones	Twyman	Watts	Alexandre	Johnson	Brightwell	Bright	Jackson	Mathis	Hamlin	Ford
Syracuse	Jones	Twyman	Watts	Alexandre	Johnson	Brightwell	Coleman*	Jackson	Mathis	Hamlin	Hallett
Miami	Jones	Twyman	Watts	Alexandre	Johnson	Brightwell	Campbell	Jackson	Mathis	Hamlin	Ford
Georgia Tech											
North Carolina											
Virginia Tech											
Boston College											

*Pitt started with five defensive backs at Syracuse

2019 GAME-BY-GAME REVIEW



VIRGINIA 30 PITT 14

Aug. 31, 2019 • Heinz Field • 47,144

Playing a rare season opener against a conference opponent, Pitt fell to ACC Coastal Division foe Virginia, 30-14...the Cavaliers, considered the preseason favorite for the Coastal title, overcame a 14-13 halftime deficit with 17 unanswered points...the Panthers rallied for the lead at intermission after falling behind 10-0 in the opening quarter...three Pitt mistakes—two interceptions and a blocked punt—proved critical in the final result...Virginia's three touchdown drives all came on short fields following miscues by the Panthers...the Cavaliers' longest TD march of the night covered just 29 yards...Virginia's dual-threat quarterback Bryce Perkins threw for 181 yards and two TDs, while rushing for an additional 44 yards...excluding the second quarter, when Pitt mounted a pair of skillful touchdown drives, the Panthers were bottled up offensively...Pitt mustered just 78 yards on 30 rushes (2.6 avg.) and totaled only 263 yards overall...Kenny Pickett threw a personal-high 41 passes, but had multiple interceptions for the first time in his career...the loss snapped Pitt's five-game winning streak in season openers...Virginia won for the first time in six all-time visits to Pittsburgh...the Cavaliers had not beaten Pitt since a win in 2014 in Charlottesville...the contest was nationally televised by the newly launched ACC Network.

VIRGINIA	10	3	10	7	30
PITT	0	14	0	0	14

First Quarter

UVA — Delaney 39-yard field goal 8:17
UVA — Sharp 2-yard pass from Perkins (Delaney kick) 6:11

Second Quarter

PITT — A. Davis 2-yard run (Kessman kick) 13:29
UVA — Delaney 36-yard field goal 10:19
PITT — Tipton 3-yard pass from Pickett (Kessman kick) 0:38

Third Quarter

UVA — Delaney 45-yard field goal 11:54
UVA — Dubois 13-yard pass from Perkins (Delaney kick) 8:23

Fourth Quarter

UVA — Taulapapa 10-yard run (Delaney kick) 0:32

Team Stats	UVA	PITT
First Downs	20	15
Rushes-Yards	33-129	30-78
Comp-Att-Int	20-34-0	21-41-2
Passing Yards	181	185
Total Yards	310	263
Punt Returns-Yards	2-21	1-0
Kick Returns-Yards	2-48	1-26
Interceptions-Yards	2-11	0-0
Fumbles-Lost	2-0	0-0
Punts-Average	4-45.5	5-34.4
Penalties-Yards	3-35	5-51
Third Down Conv.	7-15	7-16
Fourth Down Conv.	0-0	0-1
Sacks By-Yards	4-28	3-18
Possession Time	34:16	25:44

Rushing

UVA — Taulapapa 10-66, 1 TD; Perkins 18-44; Kier 5-19.
PITT — A. Davis 8-25, 1 TD; Sibley Jr. 7-23; Pickett 12-16; Carter 1-8; V. Davis 2-6.

Passing

UVA — Perkins 20-34-0, 181 yards, 2 TD.
PITT — Pickett 21-41-2, 185 yards, 1 TD.

Receiving

UVA — Reed 7-34; Dubois 4-45, 1 TD; Jana 3-29; Cowley 2-27; Sharp 2-8, 1 TD; Chatman 1-33; Taulapapa 1-5.
PITT — Ffrench 6-54; Mack 6-33; Tipton 3-26, 1 TD; Gragg 3-4; A.J. Davis 2-65; Carter 1-3.

PITT 20 OHIO 10

Sept. 7, 2019 • Heinz Field • 42,168

A career outing by Kenny Pickett and swarming pass rush on defense lifted Pitt to its first victory of the season, a 20-10 win over Ohio... Pickett threw for 321 yards on 26-of-37 passing (70%)...his passing yardage and completion total marked career highs...his top target was Maurice Ffrench, who also achieved personal bests with 10 catches for 138 yards...Pickett and Ffrench connected on a 74-yard touchdown, giving Pitt (1-1) a 10-0 lead early in the second quarter... Ffrench became the first Pitt receiver to reach double-digit catches in a game since Tyler Boyd during the 2015 season...a week after being bottled up, Pitt's ground game gained traction with A.J. Davis rushing for 89 yards and freshman Vincent Davis netting 50, including his first career TD that put the Panthers up 17-0...Ohio, the media's preseason favorite to win the Mid-American Conference title, was held to just 212 yards overall and a mere 35 rushing...the Panthers collected six sacks, including three by tackle Jaylen Twyman...Twyman became the first Pitt player with three sacks since 2015 (five by DE Ejuan Price against Louisville)...it was the highest sack total by a Pitt defensive tackle since 2011 (three by Aaron Donald against Utah)...with the win over the Bobcats (1-1), the Panthers improved to 32-4 all-time against MAC foes.

OHIO	0	3	7	0	10
PITT	3	14	3	0	20

First Quarter

PITT — Kessman 27-yard field goal 7:49

Second Quarter

PITT — Ffrench 74-yard pass from Pickett (Kessman kick) 14:47
PITT — V. Davis 3-yard run (Kessman kick) 9:28
OHIO — Zervos 23-yard field goal 6:55

Third Quarter

PITT — Kessman 41-yard field goal 6:23
OHIO — Tuggle 7-yard run (Zervos kick) 4:04

Fourth Quarter

No scoring

Team Stats	OHIO	PITT
First Downs	12	22
Rushes-Yards	29-35	37-160
Comp-Att-Int	15-27-0	26-37-0
Passing Yards	177	321
Total Yards	212	481
Punt Returns-Yards	2-15	7-25
Kick Returns-Yards	0-0	1-20
Interceptions-Yards	0-0	0-0
Fumbles-Lost	1-0	1-0
Punts-Average	10-43.5	5-41.2
Penalties-Yards	5-34	10-75
Third Down Conv.	4-15	5-14
Fourth Down Conv.	0-0	0-1
Sacks By-Yards	1-4	6-47
Possession Time	28:24	31:36

Rushing

OHIO — Allison 14-47; Tuggle 4-20, 1 TD; Ross 2-11; Rourke 9-(-43).
PITT — A. Davis 13-89; V. Davis 12-50, 1 TD; Carter 6-22; Sibley Jr. 3-3; Pickett 2-(-1); Ffrench 1-(-3).

Passing

OHIO — Rourke 15-27-0, 177 yards.
PITT — Pickett 26-37-0, 321 yards, 1 TD.

Receiving

OHIO — Buckner 4-60; Cox 2-32; Allison 2-32; Hooks 2-11; Odom 1-22; Knock 1-19; Walton 1-4; Tuggle 1-0; Ross 1-(-3).
PITT — Ffrench 10-138, 1 TD; Gragg 4-38; Mack 3-57; Griffin-Stewart 3-22; Mathews 2-30; Tipton 2-27; A. Davis 1-7; Sibley Jr. 1-2.

#13/11 PENN STATE 17 PITT 10 Sept. 14, 2019 • Beaver Stadium • 108,661

In the 100th and final scheduled meeting between Pitt and Penn State, the Nittany Lions edged the Panthers, 17-10...this Keystone Classic will be remembered for its physical play and dramatic conclusion...the Panthers (1-2) threatened to tie the game twice in the final minutes but could not penetrate the end zone...a spectacular 29-yard pass from Kenny Pickett to Taysir Mack gave Pitt first-and-goal at the 1-yard line with just over five minutes remaining...the drive failed to produce any points, though, when a 19-yard field goal hit off the left upright...on Pitt's final drive, another remarkable catch by Mack converted a 4th-and-12 to give the Panthers one final chance...but Pickett's final pass from the 26-yard line fell incomplete in the end zone as time expired...Pickett posted career highs in completions (35), attempts (51) and yards (372)...his completion total was two shy of the school record (37 by Alex Van Pelt vs. Notre Dame in 1990)...after Penn State seized a 7-0 lead in the first quarter, Pitt responded with 10 unanswered points in the second period...freshman Vincent Davis scored from three yards out, giving Pitt a 10-7 lead with 2:08 left...PSU tied the game at 10-10 when Jordan Stout kicked a school-record 57-yard field goal with one second left before halftime...PSU (3-0) scored the decisive TD on a 13-yard Noah Cain run in the third quarter...Pitt fell despite holding advantages in total yards (396 to 389), passing yards (372 to 222), time of possession (34:16 to 25:44) and first downs (20 to 17)...Pitt could not muster a running game, producing just 24 yards on 25 attempts...the game's start was delayed 40 minutes due to lightning.

PITT	0	10	0	0	10
PENN STATE	7	3	7	0	17

First Quarter

PSU — Ford 1-yard run (Pinegar kick) 4:31

Second Quarter

PITT — Kessman 25-yard field goal 6:34
PITT — V. Davis 3-yard run (Kessman kick) 2:08
PSU — Stout 57-yard field goal 0:01

Third Quarter

PSU — Cain 13-yard run (Pinegar kick) 5:50

Fourth Quarter

No scoring

Team Stats	PITT	PSU
First Downs	20	17
Rushes-Yards	25-24	32-167
Comp-Att-Int	35-51-0	14-30-0
Passing Yards	372	222
Total Yards	396	389
Punt Returns-Yards	2-8	1-5
Kick Returns-Yards	0-0	3-57
Interceptions-Yards	0-0	0-0
Fumbles-Lost	2-0	1-0
Punts-Average	6-45.2	7-42.4
Penalties-Yards	2-18	3-40
Third Down Conv.	5-16	4-13
Fourth Down Conv.	3-3	1-1
Sacks By-Yards	3-22	3-14
Possession Time	34:16	25:44

Rushing

PITT — Jacques-Louis 1-9; Pickett 9-7; V. Davis 4-6, 1 TD; A. Davis 8-5; Carter 2-(-1); Team 1-(-2).
PSU — Brown 10-109; Cain 6-40, 1 TD; Ford 5-9, 1 TD; Clifford 7-5; Slade 4-4.

Passing

PITT — Pickett 35-51-0, 372 yards.
PSU — Clifford 14-30-0, 222 yards.

Receiving

PITT — Mack 12-125; Ffrench 8-43; A. Davis 7-94; Griffin-Stewart 2-39; Tipton 2-28; Mathews 2-17; Butler-Jenkins 1-27; Gragg 1-(-1).
PSU — Hamler 3-68; Slade 2-42; Shorter 2-29; Dotson 2-21; Brown 1-16; Freiermuth 1-16; Cain 1-13; Ford 1-9; Sullivan-Brown 1-8.

PITT 35 #15/16 UCF 34 Sept. 21, 2019 • Heinz Field • 42,056

For the second straight game, Pitt fought a top-15 opponent to the wire...this time, the Panthers triumphed over No. 15 UCF, 35-34, with the winning points coming off a gadget play...facing fourth down at the UCF 3, receiver Aaron Matthews hit quarterback Kenny Pickett for a go-ahead touchdown with 56 seconds left...dubbed the "Pitt Special," the play evoked comparisons to the Philadelphia Eagles, who used a similar pass to beat the New England Patriots in the Super Bowl...the Panthers stifled UCF's final possession with two sacks, clinching a win over their highest ranked opponent since a 24-14 upset of No. 2 Miami on Nov. 24, 2017...the Knights (3-1) saw their 27-game non-bowl winning streak snapped...Pitt (2-2) jumped to a 21-0 lead but had to withstand 31 unanswered points by UCF...Pickett threw for 224 yards and a TD despite leaving the game briefly in the third quarter due to injury...redshirt freshman Nick Patti threw a TD in relief that drew Pitt within 31-28...UCF's Dillon Gabriel threw for 338 yards and two TDs but was picked off twice (by Phil Campbell III and Jason Pinnock)...Pitt finished with six sacks and held UCF to 423 yards, 181 below its season average (604.3).

UCF	0	10	21	3	34
PITT	7	14	7	7	35

First Quarter

PITT — Davis 2-yard run (Kessman kick) 9:36

Second Quarter

PITT — Ffrench 2-yard pass from Pickett (Kessman kick) 14:31
PITT — W. Davis 18-yard blocked punt return (Kessman kick) 8:58
UCF — Killins 11-yard run (Barnas kick) 4:49
UCF — Barnas 43-yard field goal 0:04

Third Quarter

UCF — Davis 10-yard pass from Gabriel (Barnas kick) 11:25
UCF — Anderson 87-yard punt return (Barnas kick) 8:40
UCF — Davis 28-yard pass from Gabriel (Barnas kick) 6:19
PITT — Butler-Jenkins 6-yard pass from Patti (Kessman kick) 4:11

Fourth Quarter

UCF — Barnas 28-yard field goal 4:36
PITT — Pickett 3-yard pass from Mathews (Kessman kick) 0:59

Team Stats	UCF	PITT
First Downs	20	30
Rushes-Yards	34-85	37-196
Comp-Att-Int	25-42-2	28-51-0
Passing Yards	338	243
Total Yards	423	439
Punt Returns-Yards	1-87	3-36
Kick Returns-Yards	1-26	3-63
Interceptions-Yards	0-0	2-13
Fumbles-Lost	1-0	2-1
Punts-Average	6-44.5	7-45.3
Penalties-Yards	7-74	8-95
Third Down Conv.	4-16	5-17
Fourth Down Conv.	2-4	2-2
Sacks By-Yards	1-5	6-35
Possession Time	24:18	35:42

Rushing

UCF — Killins 8-46, 1 TD; McCrae 13-40; Anderson 6-37; Wimbush 1-(-2); Gabriel 6-(-36).
PITT — A. Davis 13-65, 1 TD; Pickett 12-61; V. Davis 5-34; Patti 2-18; Ffrench 1-14; Carter 4-4.

Passing

UCF — Gabriel 25-42-2, 338 yards, 2 TD.
PITT — Pickett 25-47-0, 224 yards, 1 TD; Patti 2-3-0, 16 yards, 1 TD; Mathews 1-1-0, 3 yards, 1 TD.

Receiving

UCF — Davis 10-151, 2 TD; Nixon 7-136; Hescocock 3-7; Harris 2-43; McCrae 2-(-5); Williams 1-6.
PITT — Ffrench 7-50, 1 TD; Mack 6-87; Butler-Jenkins 4-25, 1 TD; Carter 3-8; Gragg 2-20; A. Davis 2-13; Mathews 1-24; Griffin-Stewart 1-14; Pickett 1-3, 1 TD; V. Davis 1-(-1).

2019 GAME-BY-GAME REVIEW



PITT 17 DELAWARE 14

Sept. 28, 2019 • Heinz Field • 44,141

With no fewer than seven regulars out of the lineup due to injury, Pitt received standout performances from a pair of reserves to hold off Delaware, 17-14...with starting quarterback Kenny Pickett out due to injury, redshirt freshman Nick Patti made the first start of his career and completed 23-of-37 passes for 271 yards with two touchdowns and one interception...the Panthers were also without running backs A.J. Davis and Vincent Davis...in their absence, Todd Sibley Jr. rose to the occasion, achieving Pitt's first 100-yard rushing game of the year...Sibley ran for 106 yards on 22 carries and was especially productive in the fourth quarter when he churned out 65...two Pitt turnovers in its own territory resulted in short Delaware touchdown drives, giving the Blue Hens a 14-10 lead heading into the final frame...but Patti directed a 90-yard march—capped by his 12-yard TD pass to Taysir Mack—to give Pitt the lead for good with 10:33 to go...it was the second time in as many games that Pitt (3-2) rallied to win in the final quarter...Pitt surrendered just 170 yards in offense, the lowest since it gave up 105 in a 24-7 victory at Akron on Sept. 12, 2015...the Panthers limited Delaware (3-2) to 43 rushing yards and collected six sacks...LB Kylan Johnson had two sacks, while DE Habakkuk Baldonado had 1.5...Wendell Davis blocked a Delaware punt in the opening quarter, leading to Pitt's first touchdown...the Panthers improved to 17-1 all-time against FCS opponents.

DELAWARE	0	7	7	0	14
PITT	0	10	0	7	17

First Quarter

No scoring

Second Quarter

PITT — Carter 30-yard pass from Patti (Kessman kick) 14:54
DELAWARE — Coleman 7-yard pass from Henderson (Roth kick) 6:28
PITT — Kessman 21-yard field goal 0:08

Third Quarter

DELAWARE — Townsend 5-yard pass from Henderson (Roth kick) 12:53

Fourth Quarter

PITT — Mack 12-yard pass from Patti (Kessman kick) 10:33

Team Stats	DELAWARE	PITT
First Downs	15	21
Rushes-Yards	31-43	39-172
Comp-Att-Int	14-31-0	23-37-1
Passing Yards	127	271
Total Yards	170	443
Punt Returns-Yards	2-17	2-7
Kick Returns-Yards	2-34	1-20
Interceptions-Yards	1-4	0-0
Fumbles-Lost	0-0	1-1
Punts-Average	9-39.9	5-41.8
Penalties-Yards	3-26	13-115
Third Down Conv.	3-14	7-18
Fourth Down Conv.	0-0	1-2
Sacks By-Yards	0-0	6-30
Possession Time	26:57	33:03

Rushing

DELAWARE — Knight 9-40; Robinson 8-7; Henderson 12-3; Team 1-(-2); Coleman 1-(-5).
PITT — Sibley 22-106; Carter 9-42; Ffrench 2-12; Jacques-Louis 1-10; Patti 2-6; Team 3-(-4).

Passing

DELAWARE — Henderson 14-31-0, 127 yards, 2 TD.
PITT — Patti 23-37-1, 271 yards, 2 TD.

Receiving

DELAWARE — Coleman 5-61, 1 TD; Pitts 2-23; Townsend 2-13, 1 TD; Knight 2-11; Robinson 2-2; Tyler 1-17.
PITT — Ffrench 9-57; Mack 5-124, 1 TD; Carter 3-37, 1 TD; Griffin-Stewart 2-6; Sibley 1-16; Mathews 1-16; Gragg 1-10; Vardzel 1-5.

PITT 33 DUKE 30

Oct. 5, 2019 • Wallace Wade Stadium • 22,610

In a game that featured a combined 10 turnovers, 27 unanswered points by Duke and a last-ditch drive by Pitt, the Panthers came away with a 33-30 victory in Durham...Pitt led 26-3 late in the third quarter, but Duke parlayed three consecutive turnovers into touchdowns...the Blue Devils then seized a 30-26 advantage when Quentin Harris connected with Deon Jackson on a 44-yard TD pass with 1:29 remaining...Pitt (4-2, 1-1) reclaimed the lead for good less than a minute later...QB Kenny Pickett directed a four-play, 82-yard march, capped by his 26-yard touchdown pass to V'Lique Carter with 38 seconds left...Pitt forced a season-high six turnovers, its most in a single game since also forcing six against Syracuse in 2011...Paris Ford compiled a game-high 12 tackles and intercepted two passes, returning one 26 yards for a TD...Ford became the first Pitt player with multiple interceptions in a game since 2013 (Ray Vinopal, two vs. Notre Dame) and also was the first Panther with a pick six since 2016 (Dane Jackson vs. Syracuse)...DE Patrick Jones II had two sack strips, the first of which set up a short Pitt TD in the third quarter and the final one clinching the victory with 22 seconds left in the game...the Panthers beat Duke (3-2, 1-1) for the fifth straight time and improved to 6-1 versus the Blue Devils in ACC play.

PITT	10	9	7	7	33
DUKE	3	0	7	20	30

First Quarter

DUKE — Reed 33-yard field goal 8:43
PITT — Ford 26-yard interception return (Kessman kick) 4:49
PITT — Kessman 43-yard field goal 1:35

Second Quarter

PITT — Kessman 38-yard field goal 3:07
PITT — Mack 19-yard pass from Pickett (Kessman kick failed) 1:59

Third Quarter

PITT — Griffin-Stewart 4-yard pass from Pickett (Kessman kick) 11:05
DUKE — Harris 4-yard run (Reed kick) 2:41

Fourth Quarter

DUKE — Jackson 2-yard run (Calhoun rush) 13:09
DUKE — Harris 3-yard run (Harris rush failed) 9:10
DUKE — Jackson 44-yard pass from Harris (Harris pass failed) 1:29
PITT — Carter 26-yard pass from Pickett (Kessman kick) 0:38

Team Stats	PITT	DUKE
First Downs	22	20
Rushes-Yards	35-69	44-123
Comp-Att-Int	29-48-2	18-45-3
Passing Yards	268	165
Total Yards	337	288
Punt Returns-Yards	3-47	3-32
Kick Returns-Yards	3-45	4-59
Interceptions-Yards	3-69	2-26
Fumbles-Lost	2-2	3-3
Punts-Average	8-41.6	7-44.6
Penalties-Yards	15-145	4-60
Third Down Conv.	6-18	10-22
Fourth Down Conv.	0-1	1-2
Sacks By-Yards	3-26	3-28
Possession Time	30:11	29:49

Rushing

PITT — Sibley 12-60; Carter 13-18; Jacques-Louis 1-10; Ffrench 2-0; Team 1-(-2); Pickett 6-(-17).
DUKE — Jackson 19-60, 1 TD; Harris 18-39, 2 TD; Durant 6-23; Waters 1-1.

Passing

PITT — Pickett 29-48-2, 268 yards, 3 TD.
DUKE — Harris 18-43-2, 165 yards, 1 TD; Young 0-1-1, 0 yards; Parker 0-1-0, 0 yards.

Receiving

PITT — Ffrench 10-54, Mack 9-85, 1 TD; Carter 2-36, 1 TD; Mathews 2-26; Jacques-Louis 2-26; Griffin-Stewart 2-11, 1 TD; Wayne 1-17; Butler-Jenkins 1-13.
DUKE — Calhoun 5-27; Young 3-32; Bracey 3-24; Jackson 2-47, 1 TD; Gray 2-18; Durant 2-4; Bobo 1-13.

2019 GAME-BY-GAME REVIEW



PITT 27 SYRACUSE 20

Oct. 18, 2019 • The Dome • 44,886

Surging Pitt won its fourth consecutive game with a 27-20 victory over host Syracuse on ESPN Friday night...the Panthers (5-2, 2-1) seized a 24-6 halftime lead and then held off the Orange in the game's final two minutes...Pitt QB Kenny Pickett threw for 232 yards and two touchdowns...his initial scoring toss was a 43-yard trick play pass to Aaron Mathews following a pair of laterals...A.J. Davis, who missed the prior two games due to injury, returned to action and rushed for a career-high 103 yards on 16 carries (6.4 avg.)...Davis scored his third TD of the season on a five-yard run with 4:53 left in the first half and then Pickett threw a 14-yard TD strike to Maurice Ffrench with just 23 seconds left before intermission, giving the Panthers an 18-point advantage...Pitt's defensive depth and swarming pass rush held the Orange (3-4, 0-3) in check most of the evening...the Panthers collected nine sacks, their most in a game since 2001...seven different players recorded solo sacks...Syracuse mustered just 51 rushing yards on 34 attempts (1.5 avg.)...Alex Kessman was perfect on five placements, including three PATs and field goals of 47 and 34 yards...the win was Pitt's 15th in the past 18 games against the Orange.

PITT	10	14	0	3	27
SYRACUSE	3	3	7	7	20

First Quarter

PITT — Kessman 47-yard field goal 5:45

SU — Szmyt 28-yard field goal 3:07

PITT — Mathews 43-yard pass from Pickett (Kessman kick) 1:23

Second Quarter

SU — Szmyt 20-yard field goal 12:03

PITT — A. Davis 5-yard run (Kessman kick) 4:53

PITT — Ffrench 14-yard pass from Pickett (Kessman kick) 0:23

Third Quarter

SU — Harris 94-yard pass from Welch (Szmyt kick) 11:12

Fourth Quarter

PITT — Kessman 34-yard field goal 7:03

SU — Hackett 7-yard pass from Welch (Szmyt kick) 2:44

Team Stats	PITT	SU
First Downs	25	20
Rushes-Yards	43-145	34-51
Comp-Att-Int	18-33-0	19-44-0
Passing Yards	232	277
Total Yards	377	328
Punt Returns-Yards	2-2	3-22
Kick Returns-Yards	1-13	1-16
Interceptions-Yards	0-0	0-0
Fumbles-Lost	2-1	1-0
Punts-Average	6-42.0	7-41.1
Penalties-Yards	8-79	9-78
Third Down Conv.	10-19	5-18
Fourth Down Conv.	0-0	2-2
Sacks By-Yards	9-60	3-11
Possession Time	31:56	28:04

Rushing

PITT — A. Davis 16-103, 1 TD; Carter 6-30; V. Davis 8-16; Jacques-Louis 1-7; Ffrench 1-3; Sibley 2-3; Pickett 5-(-6); Team 4-(-11).

SU — Welch 10-36; Neal 7-22; Adams 2-10; Johnson 1-8; Riley 3-6; Hackett 1-3; Team 1-(-2); DeVito 9-(-32).

Passing

PITT — Pickett 18-33-0, 232 yards, 2 TD.

SU — DeVito 11-23-0, 101 yards; Welch 8-20-0, 176 yards, 2 TD; Culpepper 0-1-0, 0 yards.

Receiving

PITT — Ffrench 6-92, 1 TD; Mack 4-34; Jacques-Louis 3-24; Mathews 2-57, 1 TD; Griffin-Stewart 1-13; A. Davis 1-6; Gragg 1-6.

SU — Jackson 5-76; Riley 5-32; Harris 3-111, 1 TD; Johnson 3-47; Hackett 2-14, 1 TD; Adams 1-(-3).

MIAMI 16 PITT 12

Oct. 26, 2019 • Heinz Field • 47,918

Pitt's four-game winning streak was snapped by Miami, which used a late touchdown to upend the host Panthers on Homcoming, 16-12... Pitt (5-3, 2-2) mustered only four field goals for the game yet still led, 12-10, with over a minute to play...but the Hurricanes marched 62 yards in nine plays, scoring the decisive touchdown on a 32-yard pass from Jarren Williams to K.J. Osborn with 58 seconds remaining...the Panthers wasted an exceptional defensive performance that limited Miami to only 208 total yards and a mere 54 on the ground...three Pitt turnovers in the first half were key in the result...Miami (4-4, 2-3) led 10-6 at intermission with both of its scores coming on short fields following Pitt interceptions...Pitt's lone forced turnover—an interception in the third quarter by Damarri Mathis—set the Panthers up at the Miami 17 but only resulted in a field goal...Alex Kessman was perfect on each of his four field goal attempts, including a 54-yard kick that opened the scoring...it was Kessman's seventh career field goal of 50 yards or more, extending his own school record...he hit a 29-yarder with 7:19 to play that gave Pitt a 12-10 lead...Kessman became the first Pitt player in seven years to kick four field goals in a game (Kevin Harper at Notre Dame, Nov. 3, 2012)...safety Damar Hamlin had a team-high 10 stops...DE Patrick Jones II had two sacks and a forced fumble.

MIAMI	3	7	0	6	16
PITT	3	3	3	3	12

First Quarter

PITT — Kessman 54-yard field goal 11:15

MIAMI — Price 22-yard field goal 5:26

Second Quarter

MIAMI — Harris 1-yard run (Price kick) 12:00

PITT — Kessman 25-yard field goal 2:39

Third Quarter

PITT — Kessman 29-yard field goal 12:14

Fourth Quarter

PITT — Kessman 29-yard field goal 7:19

MIAMI — Osborn 32-yard pass from Williams (Harley pass intercepted) 0:58

Team Stats	MIAMI	PITT
First Downs	12	17
Rushes-Yards	27-54	42-176
Comp-Att-Int	14-32-1	18-32-2
Passing Yards	154	146
Total Yards	208	322
Punt Returns-Yards	0-0	3-1
Kick Returns-Yards	1-27	1-13
Interceptions-Yards	2-28	1-12
Fumbles-Lost	2-0	2-1
Punts-Average	7-45.9	4-38.0
Penalties-Yards	3-35	7-55
Third Down Conv.	2-13	9-20
Fourth Down Conv.	1-2	0-1
Sacks By-Yards	4-23	2-12
Possession Time	26:38	33:22

Rushing

MIAMI — Harris 16-60, 1 TD; Williams 1-8; Burns 1-4; Pope 1-3; Wiggins 1-(-1); Team 3-(-8); Perry 4-(-12).

PITT — Sibley 4-54; Carter 11-47; A. Davis 15-45; Pickett 9-21; Jacques-Louis 2-11; Team 1-(-2).

Passing

MIAMI — Perry 10-24-1, 104 yards; Williams 4-8-0, 50 yards, 1 TD.

PITT — Pickett 18-32-2, 146 yards.

Receiving

MIAMI — Osborn 6-94, 1 TD; Harley 4-31; Wiggins 1-12; Jordan 1-9; Harris 1-4; Pope 1-4.

PITT — Ffrench 8-47; A. Davis 4-24; Mack 3-18; Carter 2-46; Gragg 1-11.

RUSHING INDIVIDUAL

200 yards rushing:

By Pitt: 235, Qadree Ollison vs. Virginia Tech, 11-10-18 (16 att., 3 TD).
By Opponent: 224, Justin Jackson, Northwestern, 12-28-16 (Pinstripe Bowl) (32 att., 3 TD).

300 yards rushing:

By Pitt: 303, Tony Dorsett vs. Notre Dame, 11-15-75 (23 att., 1 TD).
By Opponent: DNA

30 or more rushing attempts:

By Pitt: 30, James Conner at North Carolina, 11-15-14 (220 yards, 4 TD).
By Opponent: 32, Justin Jackson, Northwestern, 12-28-16 (Pinstripe Bowl) (224 yards, 3 TD).

Three rushing touchdowns:

By Pitt: Qadree Ollison vs. Virginia Tech, 11-10-18.
By Opponent: Justin Jackson, Northwestern, 12-28-16 (Pinstripe Bowl).

Four rushing touchdowns:

By Pitt: Darrin Hall vs. North Carolina, 11-9-17.
By Opponent: Rennie Childs, Oklahoma State, 9-17-16.

50+ yard touchdown run:

By Pitt: 97, Qadree Ollison vs. Virginia Tech, 11-10-18.
By Opponent: 75, Travis Etienne, Clemson, 12-1-18.

60+ yard touchdown run:

By Pitt: 97, Qadree Ollison vs. Virginia Tech, 11-10-18.
By Opponent: 75, Travis Etienne, Clemson, 12-1-18.

70+ yard touchdown run:

By Pitt: 97, Qadree Ollison vs. Virginia Tech, 11-10-18.
By Opponent: 75, Travis Etienne, Clemson, 12-1-18.

80+ yard touchdown run:

By Pitt: 97, Qadree Ollison vs. Virginia Tech, 11-10-18.
By Opponent: 83, Nyheim Hines, NC State, 10-14-17.

90+ yard touchdown run:

By Pitt: 97, Qadree Ollison vs. Virginia Tech, 11-10-18.
By Opponent: 96, Antowain Smith, Houston, 9-14-96.

Two 100-yard rushers:

By Pitt: 11-10-18 vs. Virginia Tech, Qadree Ollison (235) and Darrin Hall (186).
By Opponent: 9-23-17, Georgia Tech, KirVonte Benson (196) and TaQuon Marshall (112).

Three 100-yard rushers:

By Pitt: 12-26-75 vs. Kansas (Sun Bowl), Tony Dorsett (142), Elliott Walker (123) and Robert Haygood (101).
By Opponent: DNA

Five different rushers with a touchdown:

By Pitt: 11-26-16 vs. Syracuse, James Conner (2), George Aston, Nathan Peterman, Quadree Henderson and Maurice Ffrench.
By Opponent: Georgia Tech, 10-25-14, Broderick Snoddy (3), Justin Thomas, Tony Zenon, Matt Connors and Deon Hill.

PASSING INDIVIDUAL

300 yards passing:

By Pitt: 372, Kenny Pickett at Penn State, 9-14-19 (35-for-51).
By Opponent: 338, Dillon Gabriel, UCF, 9-21-19 (25-for-42, 2 TD, 2 INT).

400 yards passing:

By Pitt: 410, Max Browne vs. Rice, 9-30-17 (28-for-32, 4 TD).
By Opponent: 497, Mason Rudolph, Oklahoma State, 9-16-17 (23-for-32, 5 TD, 1 INT).

Four touchdown passes:

By Pitt: Max Browne vs. Rice, 9-30-17.
By Opponent: Daniel Jones, Duke, 10-27-18.

Five touchdown passes:

By Pitt: Nathan Peterman at Clemson, 11-12-16.
By Opponent: Mason Rudolph, Oklahoma State, 9-16-17.

Six touchdown passes:

By Pitt: Tom Savage at Duke, 9-21-13.
By Opponent: Mike Teel, Rutgers, 10-25-08.

Seven touchdown passes:

By Pitt: Pete Gonzalez at Rutgers, 10-25-97.
By Opponent: DNA

60+ yard TD pass:

By Pitt: 74, vs. Ohio, 9-7-19, Kenny Pickett to Maurice Ffrench.
By Opponent: 94, Syracuse, 10-18-19, Clayton Welch to Taj Harris.

70+ yard TD pass:

By Pitt: 74, vs. Ohio, 9-7-19, Kenny Pickett to Maurice Ffrench.
By Opponent: 94, Syracuse, 10-18-19, Clayton Welch to Taj Harris.

80+ yard TD pass:

By Pitt: 80, at Cincinnati, 9-8-06, Tyler Palko to Derek Kinder.
By Opponent: 94, Syracuse, 10-18-19, Clayton Welch to Taj Harris.

90+ yard TD pass:

By Pitt: 91, at Rutgers, 9-17-92, Alex Van Pelt to Dietrich Jells.
By Opponent: 94, Syracuse, 10-18-19, Clayton Welch to Taj Harris.

45 or more pass attempts:

By Pitt: 29-for-48, Kenny Pickett at Duke, 10-5-19 (268 yards, 3 TD, 2 INT).
By Opponent: 33-for-49, Eric Dungey, Syracuse, 10-7-17 (365 yards, 2 TD).

30 or more pass completions:

By Pitt: 35-for-51, Kenny Pickett at Penn State, 9-14-19 (372 yards).
By Opponent: 33-for-49, Eric Dungey, Syracuse, 10-7-17 (365 yards, 2 TD).

RECEIVING INDIVIDUAL

100+ yards receiving:

By Pitt: 124, Taysir Mack vs. Delaware, 9-28-19 (5 receptions, 1 TD).
By Opponent: 111, Taj Harris (3 receptions, 1 TD), Syracuse, 10-18-19.

150+ yards receiving:

By Pitt: 176, Jester Weah vs. Marshall, 10-1-16 (7 receptions, 1 TD).
By Opponent: 151, Gabriel Davis, UCF, 9-21-19 (10 receptions, 2 TD).

200+ yards receiving:

By Pitt: 207, Larry Fitzgerald at Rutgers, 10-18-03 (8 receptions, 2 TD).
By Opponent: 202, Mike Williams, Clemson, 11-12-16 (15 receptions, 1 TD).

Two 100-yard receivers:

By Pitt: 9-21-13 at Duke, Devin Street (166) and Tyler Boyd (154).
By Opponent: 151, Gabriel Davis (10 receptions, 2 TD) and 136, Tre Nixon (7 receptions), UCF, 9-21-19.

10 or more receptions:

By Pitt: 10, Maurice Ffrench at Duke, 10-5-19 (54 yards).
By Opponent: 10, Gabriel Davis, UCF, 9-21-19 (151 yards, 2 TD).

Three receiving touchdowns:

By Pitt: Tyler Boyd at Duke, 9-21-13.
By Opponent: Jalen McCleskey, Oklahoma State, 9-16-17.

Four receiving touchdowns:

By Pitt: Billy Davis vs. Rutgers, 11-19-94.
By Opponent: Amba Etta-Tawo (5), Syracuse, 11-26-16.

60+ yard TD reception:

By Pitt: 74, vs. Ohio, 9-7-19, Kenny Pickett to Maurice Ffrench.
By Opponent: 94, Syracuse, 10-18-19, Clayton Welch to Taj Harris.

70+ yard TD reception:

By Pitt: 74, vs. Ohio, 9-7-19, Kenny Pickett to Maurice Ffrench.
By Opponent: 94, Syracuse, 10-18-19, Clayton Welch to Taj Harris.

80+ yard TD reception:

By Pitt: 80, at Cincinnati, 9-8-06, Tyler Palko to Derek Kinder.
By Opponent: 94, Syracuse, 10-18-19, Clayton Welch to Taj Harris.

90+ yard TD reception:

By Pitt: 91, at Rutgers, 9-17-92, Alex Van Pelt to Dietrich Jells.
By Opponent: 94, Syracuse, 10-18-19, Clayton Welch to Taj Harris.

COMBOS

100 yards rushing and 100 yards passing (one player):

By Pitt: Billy Daniels vs. Syracuse (165 rushing/121 passing), 11-3-73.
By Opponent: Keenan Reynolds, Navy (144 rushing/126 passing), 12-28-15 (Military Bowl).

100-yard rusher and 300-yard passer:

By Pitt: 11-12-16 at Clemson, James Conner (132 rushing) and Nathan Peterman (308 passing).
By Opponent: 10-27-18, Duke, Deon Jackson (162 rushing) and Daniel Jones (396 passing).

100-yard rusher and 400-yard passer:

By Pitt: 9-21-13 at Duke, James Conner (173 rushing) and Tom Savage (424 passing).
By Opponent: 9-17-16, Oklahoma State, Rennie Childs (101 rushing) and Mason Rudolph (540 passing).

100-yard rusher, 100-yard receiver and 300-yard passer:

By Pitt: 11-12-16 at Clemson, James Conner (132 rushing), Scott Orndoff (128 receiving) and Nathan Peterman (308 passing).
By Opponent: 10-27-18, Duke, Deon Jackson (162 rushing), Johnathan Lloyd (136 receiving) and Daniel Jones (396 passing).

200-yard rusher, 200-yard receiver and 300-yard passer:

By Pitt: 10-21-00 vs. Boston College, Kevan Barlow (209 rushing), Antonio Bryant (222 receiving) and John Turman (332 passing).
By Opponent: DNA

SCORING INDIVIDUAL

Three total touchdowns:

By Pitt: Qadree Ollison vs. Virginia Tech (three rushing), 11-10-18.
By Opponent: Jalen McCleskey, Oklahoma State (three receiving), 9-16-17.

Four total touchdowns:

By Pitt: Darrin Hall vs. North Carolina (four rushing), 11-9-17.
By Opponent: Amba Etta-Tawo (5), Syracuse (five receiving), 11-26-16.

Five total touchdowns:

By Pitt: Norman Bill Budd (6) vs. Ohio (six rushing), 1910.
By Opponent: Amba Etta-Tawo, Syracuse (five receiving), 11-26-16.

Two-point conversion (rushing):

By Pitt: Jordan Whitehead at Syracuse, 10-7-17.
By Opponent: Jalon Calhoun, Duke, 10-5-19.

Two-point conversion (passing):

By Pitt: Kenny Pickett to Rafael Araujo-Lopes vs. Duke, 10-27-18.
By Opponent: Ryan Willis to Eric Kumah, Virginia Tech, 11-10-18.

Defensive two-point conversion:

By Pitt: Doug Hetzler returned blocked PAT attempt at Syracuse, 9-22-90.
By Opponent: Matt Taffoni, West Virginia, interception return, 10-15-94.

Safety:

By Pitt: 10-27-18 vs. Duke (Duke lateraled through its own end zone).
By Opponent: 9-8-18, Penn State (Pitt holding penalty in end zone).

Two safeties in same game:

By Pitt: 9-13-14 at FIU (Punter Chris Ayers kicks ball out of end zone on bad snap; E.J. Hilliard intentional grounding in end zone).
By Opponent: DNA

One player throw, catch and rush for touchdown (same game):

By Pitt: Jawan Walker at Boston College, 11-1-03 (35-yard pass to Larry Fitzgerald; 47-yard catch from Rod Rutherford; 3-yard rush).
By Opponent: DNA

SPECIAL TEAMS INDIVIDUAL

Three field goals:

By Pitt: Alex Kessman (4) vs. Miami, 10-26-19.
By Opponent: Brian Delaney, Virginia, 8-31-19.

Four field goals:

By Pitt: Alex Kessman vs. Miami, 10-26-19.
By Opponent: Joey Slye (6), Virginia Tech, 10-27-16.

Five field goals:

By Pitt: Conor Lee at Notre Dame, 11-1-08.
By Opponent: Joey Slye (6), Virginia Tech, 10-27-16.

50-yard field goal:

By Pitt: 54, Alex Kessman vs. Miami, 10-26-19.
By Opponent: 57, Jordan Stout, Penn State, 9-14-19.

Missed PAT kick (not blocked):

By Pitt: Alex Kessman at Duke, 10-5-19.
By Opponent: Brenton King, Georgia Tech, 9-15-18.

Blocked PAT kick:

By Pitt: Ejuan Price vs. Syracuse (SU kicker Cole Murphy), 11-26-16.
By Opponent: Carlos Basham, Wake Forest (Pitt kicker Alex Kessman), 11-17-18.

70+ yard punt:

By Pitt: 73 yards, Kirk Christodoulou at Miami, 11-24-18.
By Opponent: 71 yards, Andrew Osteen, UCF, 9-21-19.

Blocked punt:

By Pitt: Wendell Davis vs. Delaware, 9-28-19.
By Opponent: Noah Taylor, Virginia, 8-31-19.

Blocked punt for a touchdown:

By Pitt: Wendell Davis vs. UCF, 18-yard return (blocked by Aaron Mathews), 9-21-19.
By Opponent: Brandon Bing, Rutgers, recovered in end zone (blocked by Wayne Warren), 10-23-10.

Blocked field goal:

By Pitt: Alex Bookser at Duke, 10-21-17.
By Opponent: Dexter Lawrence, Clemson, 11-12-16.

Blocked field goal for a touchdown:

By Pitt: Bernard "Josh" Lay vs. Connecticut, 71 yards, 11-12-05.
By Opponent: Ronyell Whitaker, Virginia Tech, 71 yards, 11-3-01.

Kickoff return for a touchdown:

By Pitt: Maurice Ffrench at Notre Dame, 99 yards, 10-13-18.
By Opponent: Anthony Ratliff-Williams, North Carolina, 98 yards, 11-9-17.

Punt return for a touchdown (not blocked):

By Pitt: Rafael Araujo-Lopes at UCF, 86 yards, 9-29-18.
By Opponent: Otis Anderson, UCF, 87 yards, 9-21-19.

DEFENSE INDIVIDUAL

15+ tackles:

By Pitt: 15, Matt Galambos vs. Northwestern (Military Bowl), 12-28-16.
By Opponent: 16, Quin Blanding, Virginia, 10-15-16.

20+ tackles:

By Pitt: 20, H.B. Blades at Louisville, 11-3-05.
By Opponent: 20, David Bavaro, Syracuse, 12-3-88.

Three sacks:

By Pitt: 3, Jaylen Twyman vs. Ohio, 9-7-19.
By Opponent: 3, Greg Rousseau, Miami, 10-26-19.

Four sacks:

By Pitt: 5, Ejuan Price vs. Louisville, 11-21-15.
By Opponent: 4, Brandon Sharpe, Syracuse, 10-5-12.

Four tackles for loss:

By Pitt: 4, Ejuan Price at Oklahoma State, 9-17-16.
By Opponent: 4, Alton Robinson, Syracuse, 10-6-18.

Two forced fumbles:

By Pitt: 2, Patrick Jones II at Duke, 10-5-19.
By Opponent: 2, Alton Robinson, Syracuse, 10-6-18.

Two fumble recoveries:

By Pitt: 2, Rashad Weaver vs. Penn State, 9-8-18.
By Opponent: 2, Quayshawn Nealy, Georgia Tech, 10-25-14.

Two interceptions:

By Pitt: Paris Ford at Duke, 10-5-19.
By Opponent: DJ Ivey, Miami, 10-26-19.

Three interceptions:

By Pitt: Shawntae Spencer, vs. Ohio, 8-31-02.
By Opponent: Keion Carpenter, Virginia Tech, 9-26-98.

Interception return for a touchdown:

By Pitt: Paris Ford at Duke, 26 yards, 10-5-19.
By Opponent: Justin Phillips, Oklahoma State, 10 yards, 9-16-17.

Two interception returns for touchdowns (same game):

By Pitt: Darrelle Revis (19 yards) followed by Clint Session (78 yards) vs. Virginia, 9-2-06.
By Opponent: USF, Nate Allen (37 yards) followed by Trae Williams (21 yards), 11-24-07.

Fumble return for a touchdown:

By Pitt: Dane Jackson vs. Syracuse (35 yards), 10-6-18.
By Opponent: Rob Rolle, Villanova (three yards), 9-3-16.

TEAM SCORING

40 points scored by team:

By Pitt: 52 vs. Virginia Tech, 11-10-18.
By Opponent: 42, Clemson, 12-1-18.

50 points scored by team:

By Pitt: 52 vs. Virginia Tech, 11-10-18.
By Opponent: 51, Penn State, 9-8-18.

60 points scored by team:

By Pitt: 76 vs. Syracuse, 11-26-16.
By Opponent: 61, Syracuse, 11-26-16.

70 points scored by team:

By Pitt: 76 vs. Syracuse, 11-26-16.
By Opponent: 72, Ohio State, 9-21-16.

40+ point margin of victory (vs. FBS teams only):

By Pitt: 56-14 vs. Duke, 11-19-16.
By Opponent: 51-6 vs. Penn State, 9-8-18.

50+ point margin of victory (vs. FBS teams only):

By Pitt: 76-0 at Temple, 9-24-76.
By Opponent: 60-6 at Notre Dame, 11-16-96.

20 first-quarter points:

By Pitt: 21 vs. Rice, 9-30-17.
By Opponent: 21, Oklahoma State, 9-16-17.

20 second-quarter points:

By Pitt: 21 vs. Virginia Tech, 11-10-18.
By Opponent: 28, Oklahoma State, 9-16-17.

20 third-quarter points:

By Pitt: 21 vs. Syracuse, 11-26-16.
By Opponent: 21, UCF, 9-21-19.

20 fourth-quarter points:

By Pitt: 20 vs. Syracuse, 11-26-16.
By Opponent: 20, Duke, 10-5-19.

30 points scored in first half:

By Pitt: 31 vs. Virginia Tech, 11-10-18.
By Opponent: 31, UCF, 9-29-18.

30 points scored in second half:

By Pitt: 41 vs. Syracuse, 11-26-16.
By Opponent: 40, Syracuse, 11-26-16.

Failed to score a touchdown:

By Pitt: vs. Miami, 10-26-19 (Pitt lost, 16-12).
By Opponent: Delaware, 8-30-14 (Pitt won, 62-0).

Two defensive touchdowns (same game):

By Pitt: Ricky Gary (3-yard fumble return) and Scott McKillop (18-yard interception return) vs. Louisville, 11-8-08.
By Opponent: USF, Nate Allen (37-yard interception return) and Trae Williams (21-yard interception return), 11-24-07.

Shutout:

By Pitt: 62-0 vs. Delaware, 8-30-14.
By Opponent: Oregon State, 3-0, 12-31-08 (Sun Bowl).

Shutout at home:

By Pitt: 62-0 vs. Delaware, 8-30-14.
By Opponent: Miami (Fla.), 45-0, 9-28-96.

Shutout on the road:

By Pitt: 42-0 at Rutgers, 11-10-01.
By Opponent: West Virginia, 34-0, 8-31-96.

First half shutout:

By Pitt: 21-0 vs. Georgia Tech, 9-15-18 (Pitt won, 24-19).
By Opponent: Miami, 10-0, 11-24-18 (Pitt lost, 24-3).

Second half shutout:

By Pitt: 0-0 vs. Albany, 9-1-18 (Pitt won, 33-7).
By Opponent: 7-0, Penn State, 9-14-19 (Pitt lost, 17-10).

TEAM OFFENSE

500 yards in total offense:

By Pitt: 654 vs. Virginia Tech, 11-10-18 (492 rush, 162 pass).
By Opponent: 619, Duke, 10-27-18 (223 rush, 396 pass).

600 yards in total offense:

By Pitt: 654 vs. Virginia Tech, 11-10-18 (492 rush, 162 pass).
By Opponent: 619, Duke, 10-27-18 (223 rush, 396 pass).

300 yards passing:

By Pitt: 372 at Penn State, 9-14-19 (35-for-51).
By Opponent: 338, UCF, 9-21-19 (25-for-42, 2 TD, 2 INT).

400 yards passing:

By Pitt: 410 vs. Rice, 9-30-17 (28-for-32, 4 TD).
By Opponent: 572, Oklahoma State, 9-16-17 (26-for-37, 5 TD, 1 INT).

300 yards rushing:

By Pitt: 492 vs. Virginia Tech, 11-10-18 (36 att., 6 TD).
By Opponent: 301, Clemson, 12-1-18 (35 att., 4 TD).

400 yards rushing:

By Pitt: 492 vs. Virginia Tech, 11-10-18 (36 att., 6 TD).
By Opponent: 436, Georgia Tech, 9-23-17 (67 att., 5 TD).

40 minutes in possession time:

By Pitt: 41:09 at North Carolina, 9-24-16.
By Opponent: 42:05, Navy (Military Bowl), 12-28-15.

99-yard touchdown drive:

By Pitt: vs. Penn State, 9-10-16 (10 plays, 4:43).
By Opponent: Georgia Tech, 9-15-18 (14 plays, 3:31).

15-play scoring drive:

By Pitt: vs. Delaware, 9-28-19 (17 plays, 73 yards, 6:20, FG).
By Opponent: Syracuse, 10-18-19 (15 plays, 75 yards, 4:19, TD).

TEAM DEFENSE

Held opponent under 100 yards in total offense:

By Pitt: 64, vs. Delaware, 8-30-14 (33 rushing, 31 passing).
By Opponent: 94, Boston College, 10-7-95 (-11 rushing, 105 passing).

Held opponent under 100 yards passing:

By Pitt: 52 at Miami, 11-24-18 (6-for-24).
By Opponent: 8, Clemson, 12-1-18 (4-for-16).

Held opponent under 50 yards passing:

By Pitt: 48 at Georgia Tech, 9-23-17 (4-for-7).
By Opponent: 8, Clemson, 12-1-18 (4-for-16).

Held opponent under 100 yards rushing:

By Pitt: 54 vs. Miami, 10-26-19 (27 att.).
By Opponent: 69, Duke, 10-5-19 (35 att.).

Held opponent under 75 yards rushing:

By Pitt: 54 vs. Miami, 10-26-19 (27 att.).
By Opponent: 69, Duke, 10-5-19 (35 att.).

Held opponent under 50 yards rushing:

By Pitt: 43 vs. Delaware, 9-28-19 (31 att.).
By Opponent: 24, Penn State, 9-14-19 (25 att.).

Held opponent under 25 yards rushing:

By Pitt: 18, at North Carolina, 9-24-16 (22 att.).
By Opponent: 24, Penn State, 9-14-19 (25 att.).

Held an opponent to negative yards rushing:

By Pitt: -1, vs. Louisville, 11-21-15 (24 att.).
By Opponent: -5, Georgia Tech, 11-2-13 (21 att.).

Forced six turnovers:

By Pitt: 6 at Duke, 10-5-19 (3 interceptions, 3 fumbles).
By Opponent: 6, Georgia Tech, 10-25-14 (6 fumbles).

Forced five turnovers:

By Pitt: 6 at Duke, 10-5-19 (3 interceptions, 3 fumbles).
By Opponent: 6, Georgia Tech, 10-25-14 (6 fumbles).

Forced four turnovers:

By Pitt: 6 at Duke, 10-5-19 (3 interceptions, 3 fumbles).
By Opponent: 4, Duke, 10-5-19 (2 interceptions, 2 fumbles).

Forced three interceptions:

By Pitt: 3 at Duke, 10-5-19.
By Opponent: 3, Northwestern, 12-28-16 (Pinstripe Bowl).

Recovered three fumbles:

By Pitt: 3 at Duke, 10-5-19.
By Opponent: 6, Georgia Tech, 10-25-14.

PENALTIES

100+ yards in penalties:

By Pitt: 145 at Duke, 15 penalties, 10-5-19.
By Opponent: 101, Clemson, 9 penalties, 11-12-16.

10+ penalties

By Pitt: 15 at Duke, 145 yards, 10-5-19.
By Opponent: 10, Virginia, 80 yards, 11-2-18.

Zero penalties:

By Pitt: vs. Youngstown State, 9-2-17.
By Opponent: West Virginia, 11-13-76.

OVERTIME GAMES

Overtime win at home:

By Pitt: 44-37 vs. Syracuse, 10-6-18.
By Opponent: Notre Dame, 29-26 (3OT), 11-3-12.

Overtime win on the road:

By Pitt: 36-33 (4OT) at Notre Dame, 11-1-08.
By Opponent: Duke, 51-48 (2OT), 11-1-14.

PITT HISTORY IN OVERTIME GAMES

All-Time OT Games: 17 (8-9)

1OT Games: 8 (5-3)

2OT Games: 6 (1-5)

3OT Games: 2 (1-1)

4OT Games: 1 (1-0)

DATE	OPPONENT	RESULT
Sept. 14, 1996	Houston	L, 42-35
Oct. 25, 1997	at Rutgers	W, 55-48 (2OT)
Nov. 28, 1997	at West Virginia	W, 41-38 (3OT)
Oct. 7, 2000	at Syracuse	L, 24-17 (2OT)
Oct. 26, 2002	Boston College	W, 19-16
Sept. 25, 2004	Furman	W, 41-38
Oct. 16, 2004	Boston College	W, 20-17
Nov. 6, 2004	at Syracuse	L, 38-31 (2OT)
Sept. 9, 2005	at Ohio	L, 16-10
Nov. 11, 2006	at Connecticut	L, 46-45 (2OT)
Oct. 10, 2007	Navy	L, 48-45 (2OT)
Nov. 1, 2008	at Notre Dame	W, 36-33 (4OT)
Sept. 2, 2010	at Utah	L, 27-24
Nov. 3, 2012	at Notre Dame	L, 29-26 (3OT)
Nov. 1, 2014	Duke	L, 51-48 (2OT)
Sept. 2, 2017	Youngstown State	W, 28-21
Oct. 6, 2018	Syracuse	W, 44-37

Pitt wins in bold

NCAA Statistics

Pittsburgh - 2019-20 Football Ranking Summary thru games 10/26/2019

Statistic	National Rank	Conference Rank	Value	National Leader	Value	Conference Leader	Value
3rd Down Conversion Pct (130 ranked)	65	6	0.391	Ohio St.	0.573	Wake Forest	0.500
3rd Down Conversion Pct Defense (130 ranked)	19	4	0.310	Wisconsin	0.224	Clemson	0.274
4th Down Conversion Pct (130 ranked)	59	8	0.545	Appalachian St.	1.000	North Carolina	0.786
4th Down Conversion Pct Defense (130 ranked)	99	10	0.636	Kansas St.	0.000	Syracuse	0.250
Blocked Kicks (46 ranked)	13	1	2	Appalachian St.	5	4 teams tied	2
Blocked Kicks Allowed (130 ranked)	51	7	1	50 teams tied	0	6 teams tied	0
Blocked Punts (13 ranked)	3	1	2	Penn St. Houston	3 3	Pittsburgh Duke	2 2
Blocked Punts Allowed (125 ranked)	88	10	1	87 teams tied	0	9 teams tied	0
Completion Percentage (130 ranked)	69	7	0.600	LSU	0.768	Wake Forest	0.659
Defensive TDs (37 ranked)	37	3	1	Missouri	5	Clemson	3
Fewest Penalties (130 ranked)	123	12	68	Rice	26	Wake Forest	28
Fewest Penalties Per Game (130 ranked)	122	12	8.50	Rice	3.25	Wake Forest	4.00
Fewest Penalty Yards (130 ranked)	127	14	633	Rice	208	Wake Forest	235
Fewest Penalty Yards Per Game (130 ranked)	126	14	79.13	Rice	26.00	Wake Forest	33.57
First Downs Defense (130 ranked)	25	3	136	TCU	97	Clemson	101
First Downs Offense (130 ranked)	51	6	172	UCF	220	Clemson	210
Fumbles Lost (130 ranked)	78	8	6	Oregon St.	0	Boston College Wake Forest NC State	2 2 2
Fumbles Recovered (129 ranked)	98	11	3	Illinois	13	Miami (FL)	8
Kickoff Return Defense (130 ranked)	37	2	19.07	Ga. Southern	8.60	Clemson	18.77
Kickoff Returns (130 ranked)	120	14	16.67	Virginia	32.96	Virginia	32.96
Net Punting (130 ranked)	101	13	36.37	Kentucky	46.21	Syracuse	43.92
Passes Had Intercepted (130 ranked)	78	11	7	Ga. Southern	0	NC State Boston College	4 4
Passes Intercepted (130 ranked)	62	7	6	Oregon	14	Clemson	10
Passing Offense (130 ranked)	42	7	254.8	Washington St.	436.4	Wake Forest	327.7
Passing Yards Allowed (130 ranked)	43	5	205.1	Ohio St.	132.8	Clemson	136.1
Passing Yards per Completion (130 ranked)	119	13	10.29	Air Force	22.86	Louisville	16.78
Punt Return Defense (130 ranked)	119	13	14.21	FIU	-2.29	Syracuse	1.56
Punt Returns (130 ranked)	94	11	5.48	FIU	28.13	NC State	15.83
Red Zone Defense (129 ranked)	56	8	0.821	Georgia	0.545	Georgia Tech	0.714
Red Zone Offense (130 ranked)	64	9	0.840	Notre Dame	1.000	Virginia Tech	0.966
Rushing Defense (130 ranked)	6	1	85.9	Utah	56.4	Pittsburgh	85.9
Rushing Offense (130 ranked)	109	11	127.5	Navy	350.7	Boston College	255.6
Sacks Allowed (130 ranked)	87	7	2.38	Air Force	0.50	Boston College	0.63
Scoring Defense (130 ranked)	32	4	21.4	Ohio St.	7.9	Clemson	11.4
Scoring Offense (130 ranked)	115	13	21.0	Oklahoma	49.3	Clemson	42.4
Tackles for Loss Allowed (130 ranked)	85	8	6.38	Washington St.	2.88	Clemson Duke	4.00 4.00
Team Passing Efficiency (130 ranked)	101	12	119.63	Oklahoma	212.91	Louisville	161.17
Team Passing Efficiency Defense (130 ranked)	8	2	104.51	Wisconsin	88.59	Clemson	89.51
Team Sacks (130 ranked)	1	1	4.75	Pittsburgh	4.75	Pittsburgh	4.75
Team Tackles for Loss (130 ranked)	14	3	7.9	Ohio St.	9.3	Virginia	8.4
Time of Possession (130 ranked)	26	2	31:58	Wisconsin	36:47	Virginia	33:25
Total Defense (130 ranked)	14	3	291.0	Wisconsin	223.5	Clemson	246.1
Total Offense (130 ranked)	86	10	382.3	Oklahoma	598.4	Clemson	525.9
Turnover Margin (130 ranked)	100	11	-0.50	Alabama	1.63	Boston College	0.75
Turnovers Gained (130 ranked)	92	11	9	South Fla.	20	Clemson	16
Turnovers Lost (129 ranked)	87	10	13	Oregon St.	2	Boston College NC State	6 6
Winning Percentage (128 ranked)	36	4	0.625	9 teams tied	1.000	Clemson	1.000

Statistic	Player	National Rank	Conference Rank	Value	National Leader	Value	Conference Leader	Value
All Purpose (200 ranked)	Maurice Ffrench A.J. Davis	121 194	11 21	91.25 77.29	Chuba Hubbard, Oklahoma St.	182.25	AJ Dillon, Boston College	147.75
Blocked Kicks (1 ranked)					8 players tied	2		
Combined Kick Returns (199 ranked)	Maurice Ffrench	117	12	169	Isaiah Rodgers, Massachusetts	970	Joe Reed, Virginia	685
Completion Percentage (114 ranked)	Kenny Pickett	73	8	0.595	Joe Burrow, LSU	0.788	Jarren Williams, Miami (FL)	0.696
Completions Per Game (100 ranked)	Kenny Pickett	7	1	24.57	Anthony Gordon, Washington St.	34.75	Kenny Pickett, Pittsburgh	24.57
Field Goal Percentage (115 ranked)	Alex Kessman	79	7	0.667	9 players tied	1.000	Nick Sciba, Wake Forest AJ Reed, Duke	1.000 1.000
Field Goals Per Game (139 ranked)	Alex Kessman	23	3	1.50	Keith Duncan, Iowa	2.38	Christopher Dunn, NC State	2.00
Forced Fumbles (46 ranked)	Patrick Jones II Phil Campbell Paris Ford	5 46 46	1 7 7	0.50 0.25 0.25	Jake Hansen, Illinois	0.88	Patrick Jones II, Pittsburgh	0.50
Fumbles Recovered (69 ranked)	Deslin Alexandre Habakkuk Baldonado Phil Campbell	69 69 69	4 4 4	1 1 1	7 players tied	3	Jason Strowbridge, North Carolina	3
Interceptions Per Game (84 ranked)	Paris Ford	84	8	0.3	Douglas Coleman, Texas Tech	0.9	Caleb Farley, Virginia Tech Jermaine Waller, Virginia Tech	0.4 0.4
Kickoff Return TDs (4 ranked)					Savon Scarver, Utah St. Jaylond Adams, Southern Miss. Joe Reed, Virginia	2 2 2	Joe Reed, Virginia	2
Kickoff Returns (74 ranked)					Hassan Hall, Louisville	38.7	Hassan Hall, Louisville	38.7
Passes Defended (33 ranked)	Paris Ford Dane Jackson Damarri Mathis	14 14 25	2 2 4	1.4 1.4 1.3	Amik Robertson, Louisiana Tech	2.1	Caleb Farley, Virginia Tech	1.9
Passing Efficiency (114 ranked)	Kenny Pickett	102	11	115.3	Jalen Hurts, Oklahoma	224.3	Jamie Newman, Wake Forest	160.7
Passing TDs (132 ranked)	Kenny Pickett	87	10	8	Anthony Gordon, Washington St.	32	Sam Howell, North Carolina	22
Passing Yards (130 ranked)	Kenny Pickett	44	6	1,748	Anthony Gordon, Washington St.	3,387	Sam Howell, North Carolina	2,119
Passing Yards Per Game (130 ranked)	Kenny Pickett	29	3	249.7	Anthony Gordon, Washington St.	423.4	Jamie Newman, Wake Forest	295.3
Passing Yards per Completion (114 ranked)	Kenny Pickett	105	12	10.16	Jalen Hurts, Oklahoma	18.56	Anthony Brown, Boston College	15.43
Points Responsible For (200 ranked)	Alex Kessman Kenny Pickett	172 172	20 20	54 54	Jalen Hurts, Oklahoma	206	Sam Howell, North Carolina	142
Points Responsible For Per Game (197 ranked)	Kenny Pickett	150	17	7.7	Jalen Hurts, Oklahoma	25.8	Jamie Newman, Wake Forest	20.0
Punt Return TDs (1 ranked)	Wendell Davis	1	1	1	37 players tied	1	Wendell Davis, Pittsburgh Javon Jackson, Duke Thayer Thomas, NC State	1 1 1
Punt Returns (53 ranked)	Maurice Ffrench	46	8	4.8	Jaylen Waddle, Alabama	21.6	Thayer Thomas, NC State	14.9
Punting (99 ranked)	Kirk Christodoulou	46	10	42.9	Braden Mann, Texas A&M	48.9	Oscar Bradburn, Virginia Tech	48.3
Receiving TDs (139 ranked)	Maurice Ffrench	139	17	3	Omar Bayless, Arkansas St.	12	Sage Surratt, Wake Forest	9
Receiving Yards (200 ranked)	Taysir Mack Maurice Ffrench	53 60	8 9	563 535	Omar Bayless, Arkansas St.	1,070	Sage Surratt, Wake Forest	881
Receiving Yards Per Game (200 ranked)	Taysir Mack Maurice Ffrench	58 68	9 10	70.4 66.9	Omar Bayless, Arkansas St.	133.8	Sage Surratt, Wake Forest	125.9
Receptions Per Game (192 ranked)	Maurice Ffrench Taysir Mack	3 25	1 4	8.0 6.0	Devin Duvernay, Texas	8.6	Maurice Ffrench, Pittsburgh	8.0
Rush Yards Per Carry (166 ranked)	A.J. Davis	116	12	4.55	Trey Ragas, Louisiana	8.42	Travis Etienne, Clemson	7.81
Rushing TDs (181 ranked)	A.J. Davis	181	16	3	Levante Bellamy, Western Mich.	17	Cam Akers, Florida St.	12
Rushing Yards (200 ranked)	A.J. Davis	182	19	332	Chuba Hubbard, Oklahoma St.	1,381	AJ Dillon, Boston College	1,044
Rushing Yards Per Game (200 ranked)	A.J. Davis	161	16	47.4	Chuba Hubbard, Oklahoma St.	172.6	AJ Dillon, Boston College	130.5
Sacks (130 ranked)	Patrick Jones II Jaylen Twyman Kylan Johnson Deslin Alexandre Habakkuk Baldonado	16 16 52 82 130	3 3 10 18 22	0.88 0.88 0.63 0.56 0.44	Chase Young, Ohio St.	1.69	Gregory Rousseau, Miami (FL) Larrell Murchison, NC State	1.00 1.00
Scoring (184 ranked)	Alex Kessman	103	13	6.8	Jonathan Taylor, Wisconsin	14.3	Cam Akers, Florida St.	11.5
Solo Tackles (44 ranked)					Evan Weaver, California	8.6	Max Richardson, Boston College	6.5
Tackles For Loss (38 ranked)					Hamilcar Rashed Jr., Oregon St.	2.1	Max Richardson, Boston College Carlos Basham, Jr., Wake Forest	1.5 1.5
Total Interceptions (49 ranked)	Paris Ford	49	5	2	Douglas Coleman, Texas Tech	7	4 players tied	3
Total Offense (200 ranked)	Kenny Pickett	36	3	261.3	Anthony Gordon, Washington St.	428.1	Jamie Newman, Wake Forest	341.2
Total Points Scored (149 ranked)	Alex Kessman	80	10	54	Jonathan Taylor, Wisconsin	114	Cam Akers, Florida St.	90
Total Tackles (484 ranked)	Paris Ford Damar Hamlin Saleem Brightwell	129 239 377	19 28 45	7.1 6.1 5.3	Evan Weaver, California	15.9	Rayshard Ashby, Virginia Tech	10.3
Total Touchdowns (149 ranked)					Jonathan Taylor, Wisconsin	19	Cam Akers, Florida St.	15
Yards per Pass Attempt (114 ranked)	Kenny Pickett	107	13	6.05	Jalen Hurts, Oklahoma	13.72	Anthony Brown, Boston College	9.12
Yards per Reception (199 ranked)					Geraud Sanders, Air Force	23.95	Tee Higgins, Clemson	21.78

The Automated ScoreBook
Pitt Game Results (as of Oct 26, 2019)
All games

Date	Opponent		Score	Overall	Conference	Time	Attend
* 8/31/19	VIRGINIA	L	14-30	0-1	0-1	3:08	47144
9/7/19	OHIO	W	20-10	1-1	0-1	3:06	42168
9/14/19	at #13 Penn State	L	10-17	1-2	0-1	3:13	108661
9/21/19	#15 UCF	W	35-34	2-2	0-1	3:49	42056
9/28/19	DELAWARE	W	17-14	3-2	0-1	3:12	44141
* 10/5/19	at Duke	W	33-30	4-2	1-1	3:55	22610
* 10/18/19	at Syracuse	W	27-20	5-2	2-1	3:38	44886
* 10/26/19	MIAMI	L	12-16	5-3	2-2	3:14	47918

The Automated ScoreBook
Pitt Overall Team Statistics (as of Oct 26, 2019)
All games

Team Statistics	UP	OPP
SCORING	168	171
Points Per Game	21.0	21.4
Points Off Turnovers	20	62
FIRST DOWNS	172	136
Rushing	60	48
Passing	92	60
Penalty	20	28
RUSHING YARDAGE	1020	687
Yards gained rushing	1231	1001
Yards lost rushing	211	314
Rushing Attempts	288	264
Average Per Rush	3.5	2.6
Average Per Game	127.5	85.9
TDs Rushing	5	9
PASSING YARDAGE	2038	1641
Comp-Att-Int	198-330-7	139-285-6
Average Per Pass	6.2	5.8
Average Per Catch	10.3	11.8
Average Per Game	254.8	205.1
TDs Passing	12	10
TOTAL OFFENSE	3058	2328
Total Plays	618	549
Average Per Play	4.9	4.2
Average Per Game	382.2	291.0
KICK RETURNS: #-Yards	11-200	14-267
PUNT RETURNS: #-Yards	23-126	14-199
INT RETURNS: #-Yards	6-94	7-69
KICK RETURN AVERAGE	18.2	19.1
PUNT RETURN AVERAGE	5.5	14.2
INT RETURN AVERAGE	15.7	9.9
FUMBLES-LOST	12-6	11-3
PENALTIES-Yards	68-633	37-382
Average Per Game	79.1	47.8
PUNTS-Yards	46-1912	57-2461
Average Per Punt	41.6	43.2
Net punt average	36.4	38.9
KICKOFFS-Yards	39-2482	39-2339
Average Per Kick	63.6	60.0
Net kick average	40.8	41.4
TIME OF POSSESSION/Game	31:59	28:01
3RD-DOWN Conversions	54/138	39/126
3rd-Down Pct	39%	31%
4TH-DOWN Conversions	6/11	7/11
4th-Down Pct	55%	64%
SACKS BY-Yards	38-250	19-113
MISC YARDS	0	0
TOUCHDOWNS SCORED	19	20
FIELD GOALS-ATTEMPTS	12-18	11-14
ON-SIDE KICKS	0-0	0-0
RED-ZONE SCORES	(21-25) 84%	(23-28) 82%
RED-ZONE TOUCHDOWNS	(13-25) 52%	(15-28) 54%
PAT-ATTEMPTS	(18-19) 95%	(16-16) 100%
ATTENDANCE	223427	176157
Games/Avg Per Game	5/44685	3/58719
Neutral Site Games		0/0

Score by Quarters	1st	2nd	3rd	4th	OT	Total
Pitt	33	88	20	27	0	168
Opponents	26	36	66	43	0	171

The Automated ScoreBook
Pitt Overall Individual Statistics (as of Oct 26, 2019)
All games

Rushing	gp	att	gain	loss	net	avg	td	lg	avg/g
A.J. Davis	6	73	346	14	332	4.5	3	22	55.3
Todd Sibley Jr.	8	50	252	3	249	5.0	0	33	31.1
V'Lique Carter	8	52	206	36	170	3.3	0	21	21.2
Vincent Davis	6	31	125	13	112	3.6	2	13	18.7
Kenny Pickett	7	55	199	118	81	1.5	0	30	11.6
Shocky Jacques-Louis	7	6	47	0	47	7.8	0	10	6.7
Maurice Ffrench	8	7	32	6	26	3.7	0	14	3.2
Nick Patti	4	4	24	0	24	6.0	0	10	6.0
TEAM	7	10	0	21	-21	-2.1	0	0	-3.0
Total	8	288	1231	211	1020	3.5	5	33	127.5
Opponents	8	264	1001	314	687	2.6	9	85	85.9

Passing	gp	effic	comp-att-int	pct	yds	td	lg	avg/g
Kenny Pickett	7	115.31	172-289-6	59.5	1748	8	74	249.7
Nick Patti	4	142.52	25-40-1	62.5	287	3	48	71.8
Aaron Mathews	8	455.20	1-1-0	100.0	3	1	3	0.4
Total	8	119.63	198-330-7	60.0	2038	12	74	254.8
Opponents	8	104.51	139-285-6	48.8	1641	10	94	205.1

Receiving	gp	no.	yds	avg	td	lg	avg/g
Maurice Ffrench	8	64	535	8.4	3	74	66.9
Taysir Mack	8	48	563	11.7	2	48	70.4
A.J. Davis	6	17	209	12.3	0	59	34.8
Will Gragg	8	13	88	6.8	0	11	11.0
V'Lique Carter	8	11	130	11.8	2	30	16.2
N. Griffin-Stewart	8	11	105	9.5	1	36	13.1
Aaron Mathews	8	10	170	17.0	1	43	21.2
Tre Tipton	3	7	81	11.6	1	20	27.0
D. Butler-Jenkins	8	6	65	10.8	1	27	8.1
Shocky Jacques-Louis	7	5	50	10.0	0	20	7.1
Todd Sibley Jr.	8	2	18	9.0	0	16	2.2
Jared Wayne	4	1	17	17.0	0	17	4.2
John Vardzel	6	1	5	5.0	0	5	0.8
Kenny Pickett	7	1	3	3.0	1	3	0.4
Vincent Davis	6	1	-1	-1.0	0	0	-0.2
Total	8	198	2038	10.3	12	74	254.8
Opponents	8	139	1641	11.8	10	94	205.1

Punt Returns	no.	yds	avg	td	lg
Maurice Ffrench	21	100	4.8	0	50
Paris Ford	1	-1	-1.0	0	0
Aaron Mathews	1	9	9.0	0	0
Wendell Davis	0	18	0.0	1	18
Total	23	126	5.5	1	50
Opponents	14	199	14.2	1	87

Interceptions	no.	yds	avg	td	lg
Paris Ford	2	48	24.0	1	26
Damarri Mathis	1	12	12.0	0	12
Dane Jackson	1	21	21.0	0	21
Phil Campbell	1	13	13.0	0	13
Jason Pinnock	1	0	0.0	0	0
Total	6	94	15.7	1	26
Opponents	7	69	9.9	0	28

Kick Returns	no.	yds	avg	td	lg
A.J. Woods	5	78	15.6	0	20
Maurice Ffrench	3	69	23.0	0	26
Todd Sibley Jr.	1	20	20.0	0	20
Taysir Mack	1	20	20.0	0	20
Vincent Davis	1	13	13.0	0	13
Total	11	200	18.2	0	26
Opponents	14	267	19.1	0	30

Fumble Returns	no.	yds	avg	td	lg
Total	0	0	0.0	0	0
Opponents	2	-2	-1.0	0	3

The Automated ScoreBook
Pitt Overall Individual Statistics (as of Oct 26, 2019)
All games

Scoring	td	fg	PAT				dxp	saf	pts
			kick	rush	rcv	pass			
Alex Kessman	-	12-18	18-19	-	-	-	-	-	54
Maurice Ffrench	3	-	-	-	-	-	-	-	18
A.J. Davis	3	-	-	-	-	-	-	-	18
Vincent Davis	2	-	-	-	-	-	-	-	12
V'Lique Carter	2	-	-	-	-	-	-	-	12
Taysir Mack	2	-	-	-	-	-	-	-	12
D. Butler-Jenkins	1	-	-	-	-	-	-	-	6
N. Griffin-Stewart	1	-	-	-	-	-	-	-	6
Paris Ford	1	-	-	-	-	-	-	-	6
Aaron Mathews	1	-	-	-	-	-	-	-	6
Kenny Pickett	1	-	-	-	-	-	-	-	6
Wendell Davis	1	-	-	-	-	-	-	-	6
Tre Tipton	1	-	-	-	-	-	-	-	6
Jason Pinnock	-	-	-	-	-	-	-	-	0
Total	19	12-18	18-19	-	-	-	-	-	168
Opponents	20	11-14	16-16	1-2	-	0-2	-	-	171

Total Offense	g	plays	rush	pass	total	avg/g
Kenny Pickett	7	344	81	1748	1829	261.3
A.J. Davis	6	73	332	0	332	55.3
Nick Patti	4	44	24	287	311	77.8
Todd Sibley Jr.	8	50	249	0	249	31.1
V'Lique Carter	8	52	170	0	170	21.2
Vincent Davis	6	31	112	0	112	18.7
Shocky Jacques-Louis	7	6	47	0	47	6.7
Maurice Ffrench	8	7	26	0	26	3.2
Aaron Mathews	8	1	0	3	3	0.4
TEAM	7	10	-21	0	-21	-3.0
Total	8	618	1020	2038	3058	382.2
Opponents	8	549	687	1641	2328	291.0

Field Goals	fg	pct.	01-19	20-29	30-39	40-49	50-99	lg	blk
Alex Kessman	12-18	66.7	0-1	6-6	2-3	3-5	1-3	54	0

FG Sequence	Pitt	Opponents
Virginia	50	(39),(36),(45),40
Ohio	(27),45,(41)	(23)
Penn State	(25),19	(57)
UCF	35,41	(43),(28)
Delaware	(21),57	36
Duke	(43),(38)	(33)
Syracuse	(47),(34)	(28),(20),49
Miami	(54),(25),(29),(29)	(22)

Punting	no.	yds	avg	lg	tb	fc	i20	50+	blk
Kirk Christodoulou	44	1887	42.9	62	2	18	18	13	0
TEAM	1	0	0.0	0	0	0	0	0	1
Kenny Pickett	1	25	25.0	25	0	0	1	0	0
Total	46	1912	41.6	62	2	18	19	13	1
Opponents	57	2461	43.2	71	6	12	22	9	2

Kickoffs	no.	yds	avg	tb	ob	retn	net	ydln
Alex Kessman	39	2482	63.6	25	0			
Total	39	2482	63.6	25	0	19.1	40.8	24
Opponents	39	2339	60.0	21	3	18.2	41.4	23

Numbers in (parentheses) indicate field goal was made.

The Automated ScoreBook
Pitt Overall Individual Statistics (as of Oct 26, 2019)
All games

All Purpose	g	rush	rcv	pr	kr	ir	total	avg/g
Maurice Ffrench	8	26	535	100	69	0	730	91.2
Taysir Mack	8	0	563	0	20	0	583	72.9
A.J. Davis	6	332	209	0	0	0	541	90.2
V'Lique Carter	8	170	130	0	0	0	300	37.5
Todd Sibley Jr.	8	249	18	0	20	0	287	35.9
Aaron Mathews	8	0	170	9	0	0	179	22.4
Vincent Davis	6	112	-1	0	13	0	124	20.7
N. Griffin-Stewar	8	0	105	0	0	0	105	13.1
Shocky Jacques	7	47	50	0	0	0	97	13.9
Will Gragg	8	0	88	0	0	0	88	11.0
Kenny Pickett	7	81	3	0	0	0	84	12.0
Tre Tipton	3	0	81	0	0	0	81	27.0
A.J. Woods	5	0	0	0	78	0	78	15.6
D. Butler-Jenkin	8	0	65	0	0	0	65	8.1
Paris Ford	8	0	0	-1	0	48	47	5.9
Nick Patti	4	24	0	0	0	0	24	6.0
Dane Jackson	8	0	0	0	0	21	21	2.6
Wendell Davis	8	0	0	18	0	0	18	2.2
Jared Wayne	4	0	17	0	0	0	17	4.2
Phil Campbell	8	0	0	0	0	13	13	1.6
Damarri Mathis	8	0	0	0	0	12	12	1.5
John Vardzel	6	0	5	0	0	0	5	0.8
TEAM	7	-21	0	0	0	0	-21	-3.0
Total	8	1020	2038	126	200	94	3478	434.8
Opponents	8	687	1641	199	267	69	2863	357.9

The Automated ScoreBook
Pitt Overall Defensive Statistics (as of Oct 26, 2019)
All games

##	Defensive Leaders	gp	Tackles				Sacks no-yds	Pass defense			Fumbles		blkd	
			ua	a	tot	tfl/yds		int-yds	brup	qbh	rcv-yds	ff	kick	saf
12	Paris Ford	8	36	21	57	0.5-1	.	2-48	9	.	.	2	.	.
3	Damar Hamlin	8	34	15	49	1.0-3	.	.	7
28	Kylan Johnson	8	20	14	34	8.0-45	5.0-36	.	2	1	.	1	.	.
9	Saleem Brightwell	6	12	20	32	0.5-3	0.5-3	.	1	2
24	Phil Campbell	8	15	16	31	4.0-23	2.5-20	1-13	.	3	1-0	2	.	.
38	Cam Bright	8	18	13	31	5.0-17	0.5-6	.	1	5	.	1	.	.
11	Dane Jackson	8	19	9	28	1.0-5	0.5-3	1-21	10	1
91	Patrick Jones II	8	15	10	25	9.5-48	7.0-45	.	1	14	.	4	.	.
97	Jaylen Twyman	8	14	10	24	8.0-52	7.0-52	.	1	1
87	Habakkuk Baldonado	8	8	15	23	5.0-16	3.5-13	.	.	3	1-0	.	.	.
5	Deslin Alexandre	8	8	13	21	6.0-37	4.5-31	.	.	1	1-0	.	.	.
7	Jazzee Stocker	7	11	7	18	1.0-1	1.0-1	.	1	1
21	Damarri Mathis	8	13	3	16	2.0-3	.	1-12	9	1
34	Amir Watts	8	5	9	14	4.5-23	2.0-17	.	.	4
36	Chase Pine	6	6	4	10	2.0-10	0.5-6	.	2	2
6	John Morgan	8	6	4	10	3.0-10	1.0-2	.	1	2
20	Wendell Davis	8	5	4	9	1.0-4	1.0-4	1	.
15	Jason Pinnock	6	7	2	9	0.5-3	.	1-0	5
44	Elias Reynolds	3	4	4	8	1.0-6	1.0-6	.	.	1
31	Erick Hallett	7	5	2	7	.	.	.	2	1
95	Devin Danielson	8	2	4	6	1
27	Bricen Garner	6	2	2	4
4	Therran Coleman	8	3	1	4
14	Marquis Williams	4	3	.	3
2A	A.J. Woods	5	.	3	3
47	Kyle Nunn	8	.	2	2
86	N. Griffin-Stewart	8	1	1	2
2S	Todd Sibley Jr.	8	1	1	2
92	Tyler Bentley	8	.	2	2
81	Jim Medure	7	1	1	2
70	Nolan Ulizio	8	2	.	2
2	Maurice Ffrench	8	1	1	2
94	Cal Adomitis	8	1	.	1
9K	Alex Kessman	8	1	.	1
23	Leslie Smith	2	.	1	1
32	SirVocea Dennis	5	1	.	1
2G	David Green	7	.	1	1
67	Jimmy Morrissey	8	1	.	1
18	Shocky Jacques-Louis	7	1	.	1
10	Keyshon Camp	1	.	1	1	0.5-5	0.5-5	.	.	2
30	Brandon George	6	1	.	1
2D	A.J. Davis	6	1	.	1
9S	Michael Smith	4	.	1	1
52	Jack Hansberry	8	.	1	1
6M	Aaron Mathews	8	1	.
Total		8	284	218	502	64-315	38-250	6-94	52	46	3-0	10	2	.
Opponents		8	354	218	572	51-201	19-113	7-69	36	45	6--2	6	1	.

The Automated ScoreBook
Pitt Team Game-by-Game (as of Oct 26, 2019)
All games

TEAM STATISTICS

		Rushing				Receiving				Passing				Kick Returns				Punt Returns				tot		
Date	Opponent	no.	yds	td	lg	no.	yds	td	lg	cmp	att	int	yds	td	lg	no.	yds	td	lg	no.	yds	td	lg	off
8/31/19	VIRGINIA	30	78	1	16	21	185	1	59	21-41-2	185	1	59	1	26	0	26	1	0	0	0	0	263	
9/7/19	OHIO	37	160	1	22	26	321	1	74	26-37-0	321	1	74	1	20	0	20	7	25	0	18	0	481	
9/14/19	at Penn State	25	24	1	9	35	372	0	48	35-51-0	372	0	48	0	0	0	0	2	8	0	8	0	396	
9/21/19	UCF	37	196	1	17	28	243	3	24	28-51-0	243	3	24	3	63	0	22	3	36	1	18	0	439	
9/28/19	DELAWARE	39	172	0	20	23	271	2	48	23-37-1	271	2	48	1	20	0	20	2	7	0	7	0	443	
10/5/19	at Duke	35	69	0	25	29	268	3	26	29-48-2	268	3	26	3	45	0	16	3	47	0	50	0	337	
10/18/19	at Syracuse	43	145	1	21	18	232	2	43	18-33-0	232	2	43	1	13	0	13	2	2	0	0	0	377	
10/26/19	MIAMI	42	176	0	33	18	146	0	30	18-32-2	146	0	30	1	13	0	13	3	1	0	1	0	322	
Pitt		288	1020	5	33	198	2038	12	74	198-330-7	2038	12	74	11	200	0	26	23	126	1	50	0	3058	
		264	687	9	85	139	1641	10	94	139-285-6	1641	10	94	14	267	0	30	14	199	1	87	0	2328	

Games: 8 • Avg/rush: 3.5 • Avg/catch: 10.3 • Pass effic: 119.63 • KR avg: 18.2 • PR avg: 5.5 • All purpose avg/game: 434.8 • Total offense avg/gm: 382.2

		Tackles				Sacks	Fumble		Pass Defense			blkd	PAT Attempts			off		
Date	Opponent	ua	a	total	tfl-yds	no-yds	ff	fr-yds	int-yds	qbh	brup	kick	kick	rush	rcv	saf	t/o	pts
8/31/19	VIRGINIA	44	16	60	7.0-28	3.0-18	2	0-0	0-0	6	4	0	2-2	0	0	0	0	14
9/7/19	OHIO	38	12	50	10.0-59	6.0-47	1	0-0	0-0	5	6	0	2-2	0	0	0	0	20
9/14/19	at Penn State	26	40	66	5.0-24	3.0-22	1	0-0	0-0	3	5	0	1-1	0	0	0	0	10
9/21/19	UCF	43	26	69	12.0-53	6.0-35	1	0-0	2-13	7	5	1	5-5	0	0	0	0	35
9/28/19	DELAWARE	27	32	59	10.0-41	6.0-30	0	0-0	0-0	10	5	1	2-2	0	0	0	0	17
10/5/19	at Duke	39	54	93	5.0-28	3.0-26	3	3-0	3-69	4	8	0	3-4	0	0	0	17	33
10/18/1	at Syracuse	35	26	61	12.0-69	9.0-60	1	0-0	0-0	6	10	0	3-3	0	0	0	0	27
10/26/1	MIAMI	32	12	44	3.0-13	2.0-12	1	0-0	1-12	5	9	0	0-0	0	0	0	3	12
Pitt		284	218	502	64.0-315	38.0-250	10	3-0	6-94	46	52	2	18-19	0	0	0	20	168
		354	218	572	51.0-201	19.0-113	6	6--2	7-69	45	36	1	16-16	1	0	0	62	171

		Punting									Field Goals			Kickoffs				
Date	Opponent	no.	yds	avg	long	blkd	tb	fc	50+	i20	md-att	long	blkd	no.	yds	avg	tb	ob
8/31/19	VIRGINIA	5	172	34.4	48	1	0	2	0	0	0-1	0	0	3	194	64.7	1	0
9/7/19	OHIO	5	206	41.2	54	0	0	2	2	4	2-3	41	0	5	325	65.0	5	0
9/14/19	at Penn State	6	271	45.2	62	0	0	3	2	4	1-2	25	0	3	194	64.7	0	0
9/21/19	UCF	7	317	45.3	56	0	0	3	2	2	0-2	0	0	6	387	64.5	5	0
9/28/19	DELAWARE	5	209	41.8	60	0	0	0	1	3	1-2	21	0	4	248	62.0	2	0
10/5/19	at Duke	8	333	41.6	54	0	1	4	3	3	2-2	43	0	7	427	61.0	3	0
10/18/1	at Syracuse	6	252	42.0	53	0	0	3	2	3	2-2	47	0	6	390	65.0	5	0
10/26/1	MIAMI	4	152	38.0	51	0	1	1	1	0	4-4	54	0	5	317	63.4	4	0
Pitt		46	1912	41.6	62	1	2	18	13	19	12-18	54	0	39	2482	63.6	25	0
		57	2461	43.2	71	2	6	12	9	22	11-14	57	0	39	2339	60.0	21	3

The Automated ScoreBook
Pitt Opponent Game-by-Game (as of Oct 26, 2019)
All games

OPPONENT STATISTICS

		Rushing				Receiving				Passing				Kick Returns				Punt Returns				tot		
Date	Opponent	no.	yds	td	lg	no.	yds	td	lg	cmp	att	int	yds	td	lg	no.	yds	td	lg	no.	yds	td	lg	off
8/31/19	VIRGINIA	33	129	1	27	20	181	2	33	20-34-0	181	2	33	2	48	0	30	2	21	0	12	310		
9/7/19	OHIO	29	35	1	8	15	177	0	45	15-27-0	177	0	45	0	0	0	0	2	15	0	14	212		
9/14/19	at Penn State	32	167	2	85	14	222	0	53	14-30-0	222	0	53	3	57	0	24	1	5	0	5	389		
9/21/19	UCF	34	85	1	36	25	338	2	65	25-42-2	338	2	65	1	26	0	26	1	87	1	87	423		
9/28/19	DELAWARE	31	43	0	15	14	127	2	25	14-31-0	127	2	25	2	34	0	19	2	17	0	9	170		
10/5/19	at Duke	44	123	3	17	18	165	1	44	18-45-3	165	1	44	4	59	0	21	3	32	0	11	288		
10/18/19	at Syracuse	34	51	0	23	19	277	2	94	19-44-0	277	2	94	1	16	0	16	3	22	0	11	328		
10/26/19	MIAMI	27	54	1	14	14	154	1	32	14-32-1	154	1	32	1	27	0	27	0	0	0	0	208		
Opponents		264	687	9	85	139	1641	10	94	139-285-6	1641	10	94	14	267	0	30	14	199	1	87	2328		
		288	1020	5	33	198	2038	12	74	198-330-7	2038	12	74	11	200	0	26	23	126	1	50	3058		

Games: 8 • Avg/rush: 2.6 • Avg/catch: 11.8 • Pass effic: 104.51 • KR avg: 19.1 • PR avg: 14.2 • All purpose avg/game: 357.9 • Total offense avg/gm: 291.0

		Tackles				Sacks	Fumble		Pass Defense			blkd	PAT Attempts			off		
Date	Opponent	ua	a	total	tfl-yds	no-yds	ff	fr-yds	int-yds	qbh	brup	kick	kick	rush	rcv	saf	t/o	pts
8/31/19	VIRGINIA	36	22	58	7.0-34	4.0-28	0	0-0	2-11	7	5	1	3-3	0	0	0	7	30
9/7/19	OHIO	45	36	81	6.0-18	1.0-4	0	0-0	0-0	8	3	0	1-1	0	0	0	0	10
9/14/19	at Penn State	46	24	70	10.0-32	3.0-14	1	0-0	0-0	5	4	0	2-2	0	0	0	0	17
9/21/19	UCF	52	22	74	5.0-16	1.0-5	2	1-0	0-0	8	10	0	4-4	0	0	0	7	34
9/28/19	DELAWARE	47	22	69	0.0-0	0.0-0	1	1-0	1-4	4	3	0	2-2	0	0	0	14	14
10/5/19	at Duke	40	44	84	8.0-43	3.0-28	1	2--5	2-26	4	4	0	1-1	1	0	0	21	30
10/18/1	at Syracuse	35	34	69	8.0-27	3.0-11	0	1-0	0-0	6	2	0	2-2	0	0	0	3	20
10/26/1	MIAMI	53	14	67	7.0-31	4.0-23	1	1-3	2-28	3	5	0	1-1	0	0	0	10	16
Opponents		354	218	572	51.0-201	19.0-113	6	6--2	7-69	45	36	1	16-16	1	0	0	62	171
		284	218	502	64.0-315	38.0-250	10	3-0	6-94	46	52	2	18-19	0	0	0	20	168

		Punting									Field Goals			Kickoffs				
Date	Opponent	no.	yds	avg	long	blkd	tb	fc	50+	i20	md-att	long	blkd	no.	yds	avg	tb	ob
8/31/19	VIRGINIA	4	182	45.5	49	0	1	2	0	3	3-4	45	0	7	425	60.7	4	1
9/7/19	OHIO	10	435	43.5	56	0	1	1	2	4	1-1	23	0	3	195	65.0	2	0
9/14/19	at Penn State	7	297	42.4	53	0	0	3	1	6	1-1	57	0	4	260	65.0	4	0
9/21/19	UCF	6	267	44.5	71	1	1	0	3	1	2-2	43	0	7	416	59.4	3	1
9/28/19	DELAWARE	9	359	39.9	49	1	2	2	0	1	0-1	0	0	3	195	65.0	2	0
10/5/19	at Duke	7	312	44.6	58	0	0	1	1	2	1-1	33	0	6	298	49.7	1	0
10/18/1	at Syracuse	7	288	41.1	55	0	1	2	1	1	2-3	28	0	5	300	60.0	3	0
10/26/1	MIAMI	7	321	45.9	61	0	0	1	1	4	1-1	22	0	4	250	62.5	2	1
Opponents		57	2461	43.2	71	2	6	12	9	22	11-14	57	0	39	2339	60.0	21	3
		46	1912	41.6	62	1	2	18	13	19	12-18	54	0	39	2482	63.6	25	0

The Automated ScoreBook
Pitt Game Superlatives (as of Oct 26, 2019)
All games

INDIVIDUAL GAME HIGHS

Rushes	22	Todd Sibley Jr. vs Delaware (9/28/19)
Yards Rushing	106	Todd Sibley Jr. vs Delaware (9/28/19)
TD Rushes	1	A.J. Davis vs Virginia (8/31/19)
	1	Vincent Davis vs Ohio (9/7/19)
	1	Vincent Davis at Penn State (9/14/19)
	1	A.J. Davis vs UCF (9/21/19)
	1	A.J. Davis at Syracuse (10/18/19)
Long Rush	33	Todd Sibley Jr. vs Miami (10/26/19)
Pass attempts	51	Kenny Pickett at Penn State (9/14/19)
Pass completions	35	Kenny Pickett at Penn State (9/14/19)
Yards Passing	372	Kenny Pickett at Penn State (9/14/19)
TD Passes	3	Kenny Pickett at Duke (10/5/19)
Long Pass	74	Kenny Pickett vs Ohio (9/7/19)
Receptions	12	Taysir Mack at Penn State (9/14/19)
Yards Receiving	138	Maurice Ffrench vs Ohio (9/7/19)
TD Receptions	1	Tre Tipton vs Virginia (8/31/19)
	1	Maurice Ffrench vs Ohio (9/7/19)
	1	Maurice Ffrench vs UCF (9/21/19)
	1	D. Butler-Jenkins vs UCF (9/21/19)
	1	Kenny Pickett vs UCF (9/21/19)
	1	Taysir Mack vs Delaware (9/28/19)
	1	V'Lique Carter vs Delaware (9/28/19)
	1	Taysir Mack at Duke (10/5/19)
	1	V'Lique Carter at Duke (10/5/19)
	1	N. Griffin-Stewart at Duke (10/5/19)
	1	Maurice Ffrench at Syracuse (10/18/19)
	1	Aaron Mathews at Syracuse (10/18/19)
Long Reception	74	Maurice Ffrench vs Ohio (9/7/19)
Field Goals	4	Alex Kessman vs Miami (10/26/19)
Long Field Goal	54	Alex Kessman vs Miami (10/26/19)
Punts	8	Kirk Christodoulou at Duke (10/5/19)
Punting Avg	45.3	Kirk Christodoulou vs UCF (9/21/19)
Long Punt	62	Kirk Christodoulou at Penn State (9/14/19)
Punts inside 20	4	Kirk Christodoulou at Penn State (9/14/19)
Long Punt Return	50	Maurice Ffrench at Duke (10/5/19)
Long Kickoff Return	26	Maurice Ffrench vs Virginia (8/31/19)
Tackles	12	Saleem Brightwell at Duke (10/5/19)
	12	Paris Ford at Duke (10/5/19)
Sacks	3.0	Jaylen Twyman vs Ohio (9/7/19)
Tackles For Loss	3.0	Jaylen Twyman vs Ohio (9/7/19)
Interceptions	2	Paris Ford at Duke (10/5/19)

The Automated ScoreBook
Pitt Game Superlatives (as of Oct 26, 2019)
All games

TEAM GAME HIGHS

Rushes	43	at Syracuse (10/18/19)
Yards Rushing	196	vs UCF (9/21/19)
Yards Per Rush	5.3	vs UCF (9/21/19)
TD Rushes	1	vs Virginia (8/31/19)
	1	vs Ohio (9/7/19)
	1	at Penn State (9/14/19)
	1	vs UCF (9/21/19)
	1	at Syracuse (10/18/19)
Pass attempts	51	at Penn State (9/14/19)
	51	vs UCF (9/21/19)
Pass completions	35	at Penn State (9/14/19)
Yards Passing	372	at Penn State (9/14/19)
Yards Per Pass	8.7	vs Ohio (9/7/19)
TD Passes	3	vs UCF (9/21/19)
	3	at Duke (10/5/19)
Total Plays	88	vs UCF (9/21/19)
Total Offense	481	vs Ohio (9/7/19)
Yards Per Play	6.5	vs Ohio (9/7/19)
Points	35	vs UCF (9/21/19)
Sacks By	9	at Syracuse (10/18/19)
First Downs	30	vs UCF (9/21/19)
Penalties	15	at Duke (10/5/19)
Penalty Yards	145	at Duke (10/5/19)
Turnovers	4	at Duke (10/5/19)
Interceptions By	3	at Duke (10/5/19)
Punts	8	at Duke (10/5/19)
Punting Avg	45.3	vs UCF (9/21/19)
Long Punt	62	at Penn State (9/14/19)
Punts inside 20	4	vs Ohio (9/7/19)
	4	at Penn State (9/14/19)
Long Punt Return	50	at Duke (10/5/19)

The Automated ScoreBook
Pitt Game Superlatives (as of Oct 26, 2019)
All games

OPPONENT INDIVIDUAL GAME HIGHS

Rushes	19	Jackson,D., at Duke (10/5/19)
Yards Rushing	109	Brown, Journey, at Penn State (9/14/19)
TD Rushes	2	Harris,Q., at Duke (10/5/19)
Long Rush	85	Brown, Journey, at Penn State (9/14/19)
Pass attempts	43	Harris,Q., at Duke (10/5/19)
Pass completions	25	GABRIEL, Dillon, vs UCF (9/21/19)
Yards Passing	338	GABRIEL, Dillon, vs UCF (9/21/19)
TD Passes	2	Perkins, B, vs Virginia (8/31/19)
	2	GABRIEL, Dillon, vs UCF (9/21/19)
	2	Nolan Henderson, vs Delaware (9/28/19)
	2	Welch, C., at Syracuse (10/18/19)
Long Pass	94	Welch, C., at Syracuse (10/18/19)
Receptions	10	DAVIS, Gabriel, vs UCF (9/21/19)
Yards Receiving	151	DAVIS, Gabriel, vs UCF (9/21/19)
TD Receptions	2	DAVIS, Gabriel, vs UCF (9/21/19)
Long Reception	94	Harris, T., at Syracuse (10/18/19)
Field Goals	3	Delaney, B, vs Virginia (8/31/19)
Long Field Goal	57	Stout, Jordan, at Penn State (9/14/19)
Punts	10	FARKAS, M., vs Ohio (9/7/19)
Punting Avg	53.4	OSTEEN, Andrew, vs UCF (9/21/19)
Long Punt	71	OSTEEN, Andrew, vs UCF (9/21/19)
Punts inside 20	6	Gillikin, Blake, at Penn State (9/14/19)
Long Punt Return	87	ANDERSON, O., vs UCF (9/21/19)
Long Kickoff Return	30	Reed, J, vs Virginia (8/31/19)
Tackles	13	K. Whitehead, vs Delaware (9/28/19)
Sacks	3.0	Rousseau, G., vs Miami (10/26/19)
Tackles For Loss	3.0	Rousseau, G., vs Miami (10/26/19)
Interceptions	2	Ivey, D., vs Miami (10/26/19)

The Automated ScoreBook
Pitt Game Superlatives (as of Oct 26, 2019)
All games

OPPONENT TEAM GAME HIGHS

Rushes	44	at Duke (10/5/19)
Yards Rushing	167	at Penn State (9/14/19)
Yards Per Rush	5.2	at Penn State (9/14/19)
TD Rushes	3	at Duke (10/5/19)
Pass attempts	45	at Duke (10/5/19)
Pass completions	25	vs UCF (9/21/19)
Yards Passing	338	vs UCF (9/21/19)
Yards Per Pass	8.0	vs UCF (9/21/19)
TD Passes	2	vs Virginia (8/31/19)
	2	vs UCF (9/21/19)
	2	vs Delaware (9/28/19)
	2	at Syracuse (10/18/19)
Total Plays	89	at Duke (10/5/19)
Total Offense	423	vs UCF (9/21/19)
Yards Per Play	6.3	at Penn State (9/14/19)
Points	34	vs UCF (9/21/19)
Sacks By	4	vs Virginia (8/31/19)
	4	vs Miami (10/26/19)
First Downs	20	vs Virginia (8/31/19)
	20	vs UCF (9/21/19)
	20	at Duke (10/5/19)
	20	at Syracuse (10/18/19)
Penalties	9	at Syracuse (10/18/19)
Penalty Yards	78	at Syracuse (10/18/19)
Turnovers	6	at Duke (10/5/19)
Interceptions By	2	vs Virginia (8/31/19)
	2	at Duke (10/5/19)
	2	vs Miami (10/26/19)
Punts	10	vs Ohio (9/7/19)
Punting Avg	45.9	vs Miami (10/26/19)
Long Punt	71	vs UCF (9/21/19)
Punts inside 20	6	at Penn State (9/14/19)
Long Punt Return	87	vs UCF (9/21/19)

Pitt Inside Opponent Red-Zone

Opponents Inside Pitt Red-Zone

				Times	Times	Total		Rush	Pass	FGs	Failed to score inside RZ					
Date	Opponent	Score		In RZ	Scored	Pts	TDs	TDs	TDs	Made	FGA	Down	Int	Fumb	Half	Game
8/31/19	VIRGINIA	L 14-30		5	5	27	3	1	2	2	0	0	0	0	0	0
9/7/19	OHIO	W 20-10		2	2	10	1	1	0	1	0	0	0	0	0	0
9/14/19	at Penn State	L 10-17		2	2	14	2	2	0	0	0	0	0	0	0	0
9/21/19	UCF	W 35-34		5	3	17	2	1	1	1	0	1	1	0	0	0
9/28/19	DELAWARE	W 17-14		3	2	14	2	0	2	0	1	0	0	0	0	0
10/5/19	at Duke	W 33-30		4	4	24	3	3	0	1	0	0	0	0	0	0
10/18/19	at Syracuse	W 27-20		4	3	13	1	0	1	2	1	0	0	0	0	0
10/26/19	MIAMI	L 12-16		3	2	10	1	1	0	1	0	0	0	0	1	0
Totals				28	23	129	15	9	6	8	2	1	1	0	1	0
23 of 28 (82.1%)																

The Automated ScoreBook
Pitt Games Played (as of Oct 26, 2019)
All games

##	PLAYER	GP-GS	VA	OHIO	PSU	UCF	DELAWA	DU	SU	UM
94	Adomitis, C	8/-	XXX	XXX	XXX	XXX	XXX	XXX	XXX	XXX
5	Alexandre, D	8/8	START	START	START	START	START	START	START	START
87	Baldonado, H	8/-	XXX	XXX	XXX	XXX	XXX	XXX	XXX	XXX
92	Bentley, T	8/-	XXX	XXX	XXX	XXX	XXX	XXX	XXX	XXX
38	Bright, C	8/3	START	START	XXX	XXX	XXX	START	XXX	XXX
9	Brightwell, S	6/5	XXX	START	START	START	START	START
88	Butler-Jenkins	8/1	XXX	XXX	XXX	START	XXX	XXX	XXX	XXX
10	Camp, K	1/1	START
24	Campbell, P	8/4	XXX	XXX	START	START	START	XXX	XXX	START
84	Carrigan, G	8/-	XXX	XXX	XXX	XXX	XXX	XXX	XXX	XXX
4C	Carter, D	1/-	XXX	...
19	Carter, V	8/3	XXX	START	XXX	XXX	START	XXX	XXX	START
98	Christodoulou	8/-	XXX	XXX	XXX	XXX	XXX	XXX	XXX	XXX
4	Coleman, T	8/1	XXX	XXX	XXX	XXX	XXX	XXX	START	XXX
95	Danielson, D	8/1	XXX	START	XXX	XXX	XXX	XXX	XXX	XXX
2D	Davis, A	6/4	START	START	START	START	XXX	XXX
2V	Davis, V	6/-	XXX	XXX	XXX	XXX	XXX	XXX
20	Davis, W	8/-	XXX	XXX	XXX	XXX	XXX	XXX	XXX	XXX
32	Dennis, S	5/-	...	XXX	XXX	XXX	XXX	XXX
2	Ffrench, M	8/8	START	START	START	START	START	START	START	START
56	Ford, B	8/-	XXX	XXX	XXX	XXX	XXX	XXX	XXX	XXX
12	Ford, P	8/7	START	START	START	START	START	START	XXX	START
27	Garner, B	6/-	...	XXX	XXX	...	XXX	XXX	XXX	XXX
30	George, B	6/-	XXX	XXX	XXX	XXX	XXX	XXX
3G	George, J	2/-	XXX	XXX
1G	Gragg, W	8/6	START	START	START	XXX	START	START	START	XXX
2G	Green, D	7/-	XXX	XXX	...	XXX	XXX	XXX	XXX	XXX
86	Griffin-Stewart	8/7	XXX	START	START	START	START	START	START	START
31	Hallett, E	7/1	XXX	XXX	XXX	XXX	XXX	XXX	START	...
3	Hamlin, D	8/8	START	START	START	START	START	START	START	START
52	Hansberry, J	8/-	XXX	XXX	XXX	XXX	XXX	XXX	XXX	XXX
71	Hargrove, B	8/8	START	START	START	START	START	START	START	START
48	Henry, J	1/-	XXX
22	Hill, B	3/-	XXX	XXX	XXX
57	Houy, G	7/6	START	START	START	START	START	START	...	XXX
11	Jackson, D	8/8	START	START	START	START	START	START	START	START
18	Jacques-Louis	7/2	...	XXX	XXX	START	XXX	XXX	XXX	START
28	Johnson, K	8/8	START	START	START	START	START	START	START	START
91	Jones, P	8/8	START	START	START	START	START	START	START	START
9K	Kessman, A	8/-	XXX	XXX	XXX	XXX	XXX	XXX	XXX	XXX
53	Kradel, J	7/2	XXX	XXX	...	XXX	XXX	XXX	START	START
1M	Mack, T	8/6	START	XXX	START	XXX	START	START	START	START
6M	Mathews, A	8/-	XXX	XXX	XXX	XXX	XXX	XXX	XXX	XXX
21	Mathis, D	8/7	START	START	XXX	START	START	START	START	START
81	Medure, J	7/-	XXX	XXX	...	XXX	XXX	XXX	XXX	XXX
25	Mimes, K	1/-	XXX
6	Morgan, J	8/-	XXX	XXX	XXX	XXX	XXX	XXX	XXX	XXX

The Automated ScoreBook
Pitt Games Played (as of Oct 26, 2019)
All games

##	PLAYER	GP-GS	VA	OHIO	PSU	UCF	DELAWA	DU	SU	UM
67	Morrissey, J	8/8	START	START	START	START	START	START	START	START
47	Nunn, K	8/-	XXX	XXX	XXX	XXX	XXX	XXX	XXX	XXX
1P	Patti, N	4/1	XXX	XXX	START	XXX
39	Petrishen, J	3/-	XXX	XXX	XXX
8	Pickett, K	7/7	START	START	START	START	...	START	START	START
36	Pine, C	6/1	XXX	START	XXX	XXX	XXX	XXX
15	Pinnock, J	6/1	XXX	XXX	START	XXX	XXX	XXX
44	Reynolds, E	3/2	START	XXX	START
2S	Sibley, Todd	8/2	XXX	XXX	XXX	XXX	XXX	START	START	XXX
23	Smith, L	2/-	XXX	XXX
9S	Smith, M	4/-	XXX	XXX	XXX	XXX
7	Stocker, J	7/-	XXX	XXX	XXX	XXX	...	XXX	XXX	XXX
26	Tallandier, J	2/-	XXX	XXX
5T	Tipton, T	3/-	XXX	XXX	XXX
97	Twyman, J	8/8	START	START	START	START	START	START	START	START
70	Ulizio, N	8/8	START	START	START	START	START	START	START	START
59	Van Lynn, C	8/-	XXX	XXX	XXX	XXX	XXX	XXX	XXX	XXX
83	Vardzel, J	6/-	...	XXX	...	XXX	XXX	XXX	XXX	XXX
77	Warren, C	8/8	START	START	START	START	START	START	START	START
34	Watts, A	8/6	XXX	XXX	START	START	START	START	START	START
82	Wayne, J	4/-	...	XXX	...	XXX	XXX	XXX
54	Wheeler, R	7/1	START	XXX	XXX	...	XXX	XXX	XXX	XXX
14	Williams, M	4/-	XXX	XXX	XXX	XXX
2A	Woods, A	5/-	XXX	XXX	XXX	XXX	XXX	...

The Automated ScoreBook
Pitt Total Tackles Game-by-Game (as of Oct 26, 2019)
All games

Total Tackles	UA-A	Total	VA	OHIO	PSU	UCF	DELAWARE	DU	SU	UM
Ford, P DB	36-21	57	4-2	2-1	6-5	4-3	3-3	8-4	4-2	5-1
Hamlin, D DB	34-15	49	7-0	3-0	5-2	1-3	3-2	2-3	6-2	7-3
Johnson, K LB	20-14	34	4-0	3-0	0-5	2-2	3-1	3-6	4-0	1-0
Brightwell, S LB	12-20	32	DNP	DNP	2-3	0-1	3-2	2-10	1-2	4-2
Bright, C LB	18-13	31	4-1	1-0	0-1	4-2	3-1	2-5	2-2	2-1
Campbell, P LB	15-16	31	4-1	1-1	2-2	2-5	0-2	1-2	3-2	2-1
Jackson, D DB	19-9	28	3-2	2-0	1-0	5-1	2-2	4-1	0-1	2-2
Jones, P DL	15-10	25	1-0	3-1	0-2	2-2	0-3	5-1	2-0	2-1
Twyman, J DL	14-10	24	1-1	3-1	3-3	2-0	2-2	0-2	2-1	1-0
Baldonado, H DL	8-15	23	1-0	2-2	1-3	2-1	1-3	1-3	0-3	-
Alexandre, D DL	8-13	21	3-3	2-0	0-1	1-5	0-1	0-2	1-1	1-0
Stocker, J DB	11-7	18	2-1	1-1	2-0	3-1	DNP	0-1	3-3	-
Mathis, D DB	13-3	16	2-0	3-0	1-1	3-0	2-0	0-1	1-0	1-1
Watts, A DL	5-9	14	1-0	1-0	0-2	-	1-4	1-1	0-2	1-0
Pine, C LB	6-4	10	-	3-2	1-1	-	DNP	DNP	2-1	-
Morgan, J DL	6-4	10	-	1-0	-	2-0	0-1	1-2	2-1	-
Pinnock, J DB	7-2	9	3-1	3-1	-	1-0	DNP	DNP	-	-
Davis, W LB	5-4	9	1-0	2-1	0-1	-	0-1	2-1	-	-
Reynolds, E LB	4-4	8	2-2	1-0	1-2	DNP	DNP	DNP	DNP	DNP
Hallett, E DB	5-2	7	-	-	0-1	4-0	-	1-1	-	DNP
Danielson, D DL	2-4	6	-	-	0-2	-	1-0	1-1	0-1	-
Garner, B DB	2-2	4	DNP	-	-	DNP	1-0	1-1	0-1	-
Coleman, T DB	3-1	4	-	-	-	1-0	-	1-0	0-1	1-0
Woods, A DB	0-3	3	DNP	DNP	0-1	-	0-1	0-1	-	DNP
Williams, M DB	3-0	3	-	DNP	DNP	3-0	-	DNP	DNP	-
Medure, J	1-1	2	-	-	DNP	-	1-0	0-1	-	-
Ulizio, N	2-0	2	-	-	-	-	-	1-0	-	1-0
Ffrench, M	1-1	2	-	-	-	-	1-1	-	-	-
Griffin-Stewart	1-1	2	-	-	-	-	-	1-1	-	-
Nunn, K LB	0-2	2	-	0-1	-	-	0-1	-	-	-
Sibley, Todd	1-1	2	-	-	0-1	-	-	-	1-0	-
Bentley, T DL	0-2	2	-	-	-	-	-	0-2	-	-
Green, D DL	0-1	1	-	-	DNP	-	-	0-1	-	-
Morrissey, J	1-0	1	1-0	-	-	-	-	-	-	-
Davis, A	1-0	1	-	-	-	-	DNP	DNP	-	1-0
Hansberry, J LB	0-1	1	0-1	-	-	-	-	-	-	-
Kessman, A	1-0	1	-	-	-	1-0	-	-	-	-
Adomitis, C LS	1-0	1	-	-	-	-	-	-	1-0	-
Smith, M	0-1	1	-	-	0-1	-	DNP	DNP	DNP	DNP
Camp, K DL	0-1	1	0-1	DNP	DNP	DNP	DNP	DNP	DNP	DNP
Jacques-Louis	1-0	1	DNP	-	-	-	-	1-0	-	-
Dennis, S LB	1-0	1	DNP	1-0	-	-	-	-	DNP	DNP
Smith, L LB	0-1	1	DNP	DNP	DNP	-	0-1	DNP	DNP	DNP
George, B LB	1-0	1	DNP	DNP	1-0	-	-	-	-	-

The Automated ScoreBook
Pitt Passing Game-by-Game (as of Oct 26, 2019)
All games

#8 Pickett, K	Comp	Att	Int	Pct	Yards	TD	Long	Sacked	Effic
Virginia	21	41	2	51.2	185	1	59	4-28	87.41
Ohio	26	37	0	70.3	321	1	74	1-4	152.06
Penn State	35	51	0	68.6	372	0	48	3-14	129.90
UCF	25	47	0	53.2	224	1	24	1-5	100.25
Duke	29	48	2	60.4	268	3	26	3-28	119.61
Syracuse	18	33	0	54.5	232	2	43	3-11	133.60
Miami	18	32	2	56.2	146	0	30	4-23	82.07
TOTALS	172	289	6	59.5	1748	8	74	19-113	115.31

#1P Patti, N	Comp	Att	Int	Pct	Yards	TD	Long	Sacked	Effic
UCF	2	3	0	66.7	16	1	10	0-0	221.47
Delaware	23	37	1	62.2	271	2	48	0-0	136.12
TOTALS	25	40	1	62.5	287	3	48	0-0	142.52

#6M Mathews, A	Comp	Att	Int	Pct	Yards	TD	Long	Sacked	Effic
UCF	1	1	0	100.0	3	1	3	0-0	455.20
TOTALS	1	1	0	100.0	3	1	3	0-0	455.20

The Automated ScoreBook
Pitt Rushing/Receiving Game-by-Game (as of Oct 26, 2019)
All games

RUSHING	No-Yds/TD	VA	OHIO	PSU	UCF	DELAWARE	DU	SU	UM
Davis, A RB	73-332/3	8-25/1	13-89/0	8-5/0	13-65/1	DNP	DNP	16-103/1	15-45/0
Sibley, Todd RB	50-249/0	7-23/0	3-3/0	-	-	22-106/0	12-60/0	2-3/0	4-54/0
Carter, V WR	52-170/0	1-8/0	6-22/0	2--1/0	4-4/0	9-42/0	13-18/0	6-30/0	11-47/0
Davis, V RB	31-112/2	2-6/0	12-50/1	4-6/1	5-34/0	DNP	DNP	8-16/0	-
Pickett, K QB	55-81/0	12-16/0	2--1/0	9-7/0	12-61/0	DNP	6--17/0	5--6/0	9-21/0
Jacques-Louis WR	6-47/0	DNP	-	1-9/0	-	1-10/0	1-10/0	1-7/0	2-11/0
Ffrench, M WR	7-26/0	-	1--3/0	-	1-14/0	2-12/0	2-0/0	1-3/0	-
Patti, N QB	4-24/0	-	DNP	DNP	2-18/0	2-6/0	-	DNP	DNP
TEAM	10--21/0	-	DNP	1--2/0	-	3--4/0	1--2/0	4--11/0	1--2/0

RECEIVING	No-Yds/TD	VA	OHIO	PSU	UCF	DELAWARE	DU	SU	UM
Mack, T WR	48-563/2	6-33/0	3-57/0	12-125/0	6-87/0	5-124/1	9-85/1	4-34/0	3-18/0
Ffrench, M WR	64-535/3	6-54/0	10-138/1	8-43/0	7-50/1	9-57/0	10-54/0	6-92/1	8-47/0
Davis, A RB	17-209/0	2-65/0	1-7/0	7-94/0	2-13/0	DNP	DNP	1-6/0	4-24/0
Mathews, A WR	10-170/1	-	2-30/0	2-17/0	1-24/0	1-16/0	2-26/0	2-57/1	-
Carter, V WR	11-130/2	1-3/0	-	-	3-8/0	3-37/1	2-36/1	-	2-46/0
Griffin-Stewart TE	11-105/1	-	3-22/0	2-39/0	1-14/0	2-6/0	2-11/1	1-13/0	-
Gragg, W TE	13-88/0	3-4/0	4-38/0	1--1/0	2-20/0	1-10/0	-	1-6/0	1-11/0
Tipton, T WR	7-81/1	3-26/1	2-27/0	2-28/0	DNP	DNP	DNP	DNP	DNP
Butler-Jenkins WR	6-65/1	-	-	1-27/0	4-25/1	-	1-13/0	-	-
Jacques-Louis WR	5-50/0	DNP	-	-	-	-	2-26/0	3-24/0	-
Sibley, Todd RB	2-18/0	-	1-2/0	-	-	1-16/0	-	-	-
Wayne, J WR	1-17/0	DNP	-	DNP	-	-	1-17/0	DNP	DNP
Vardzel, J WR	1-5/0	DNP	-	DNP	-	1-5/0	-	-	-
Pickett, K QB	1-3/1	-	-	-	1-3/1	DNP	-	-	-
Davis, V RB	1--1/0	-	-	-	1--1/0	DNP	DNP	-	-

The Automated ScoreBook
Pitt Return Stats Game-by-Game (as of Oct 26, 2019)
All games

PUNT RETURNS	No-Yds	VA	OHIO	PSU	UCF	DELAWARE	DU	SU	UM
Ffrench, M	21-100	1-0	7-25	2-8	2-9	2-7	2-48	2-2	3-1
Mathews, A	1-9	-	-	-	1-9	-	-	-	-
Ford, P	1--1	-	-	-	-	-	1--1	-	-

KICK RETURNS	No-Yds	VA	OHIO	PSU	UCF	DELAWARE	DU	SU	UM
Woods, A	5-78	DNP	DNP	-	-	1-20	3-45	1-13	DNP
Ffrench, M	3-69	1-26	-	-	2-43	-	-	-	-
Sibley, Todd	1-20	-	-	-	1-20	-	-	-	-
Mack, T	1-20	-	1-20	-	-	-	-	-	-
Davis, V	1-13	-	-	-	-	DNP	DNP	-	1-13

INT. RETURNS	No-Yds	VA	OHIO	PSU	UCF	DELAWARE	DU	SU	UM
Ford, P	2-48	-	-	-	-	-	2-48	-	-
Mathis, D	1-12	-	-	-	-	-	-	-	1-12
Jackson, D	1-21	-	-	-	-	-	1-21	-	-
Campbell, P	1-13	-	-	-	1-13	-	-	-	-
Pinnock, J	1-0	-	-	-	1-0	DNP	DNP	-	-

FUMBLE RETURNS	No-Yds	VA	OHIO	PSU	UCF	DELAWARE	DU	SU	UM
----------------	--------	----	------	-----	-----	----------	----	----	----

The Automated ScoreBook
Pitt Sacks Game-by-Game (as of Oct 26, 2019)
All games

SACKS	UA-A	Total	VA	OHIO	PSU	UCF	DELAWA	DU	SU	UM
Jones, P DL	6-2	7.0	-	-	-	1.5-7	0.5-2	2.0-18	1.0-6	2.0-12
Twyman, J DL	6-2	7.0	-	3.0-22	1.5-8	1.0-9	0.5-5	-	1.0-8	-
Johnson, K LB	5-0	5.0	-	1.0-13	-	1.0-8	2.0-8	-	1.0-7	-
Alexandre, D DL	4-1	4.5	1.0-4	1.0-8	-	1.5-7	-	-	1.0-12	-
Baldonado, H DL	3-1	3.5	1.0-4	-	-	1.0-4	1.5-5	-	-	-
Campbell, P LB	2-1	2.5	-	-	1.0-13	-	0.5-2	-	1.0-5	-
Watts, A DL	1-2	2.0	-	-	-	-	0.5-5	1.0-8	0.5-4	-
Stocker, J DB	1-0	1.0	-	-	-	-	DNP	-	1.0-1	-
Davis, W LB	1-0	1.0	-	1.0-4	-	-	-	-	-	-
Reynolds, E LB	0-2	1.0	0.5-5	-	0.5-1	DNP	DNP	DNP	DNP	DNP
Morgan, J DL	1-0	1.0	-	-	-	-	-	-	1.0-2	-
Jackson, D DB	0-1	0.5	-	-	-	-	0.5-3	-	-	-
Brightwell, S LB	0-1	0.5	DNP	DNP	-	-	-	-	0.5-3	-
Bright, C LB	0-1	0.5	-	-	-	-	-	-	0.5-6	-
Pine, C LB	0-1	0.5	-	-	-	-	DNP	DNP	0.5-6	-
Camp, K DL	0-1	0.5	0.5-5	DNP	DNP	DNP	DNP	DNP	DNP	DNP

The Automated ScoreBook
Pitt Tackle For Loss Game-by-Game (as of Oct 26, 2019)
All games

TACKLES FOR LOSS	UA-A	Total	VA	OHIO	PSU	UCF	DELAWA	DU	SU	UM
Jones, P DL	7-5	9.5	-	-	-	1.5-7	1.5-2	2.0-18	2.0-9	2.5-12
Johnson, K LB	7-2	8.0	-	1.0-13	1.0-2	2.0-14	2.0-8	1.0-1	1.0-7	-
Twyman, J DL	6-4	8.0	0.5-0	3.0-22	1.5-8	1.0-9	0.5-5	0.5-0	1.0-8	-
Alexandre, D DL	4-4	6.0	1.5-7	1.0-8	-	1.5-7	-	0.5-1	1.5-14	-
Bright, C LB	4-2	5.0	1.0-3	1.0-2	0.5-0	1.0-1	1.0-5	-	0.5-6	-
Baldonado, H DL	4-2	5.0	1.0-4	0.5-2	-	2.0-5	1.5-5	-	-	-
Watts, A DL	2-5	4.5	-	-	0.5-0	-	2.5-11	1.0-8	0.5-4	-
Campbell, P LB	2-4	4.0	-	0.5-1	1.0-13	-	0.5-2	-	1.5-6	0.5-1
Morgan, J DL	3-0	3.0	-	-	-	2.0-8	-	-	1.0-2	-
Pine, C LB	1-2	2.0	-	1.5-4	-	-	DNP	DNP	0.5-6	-
Mathis, D DB	2-0	2.0	1.0-1	-	-	1.0-2	-	-	-	-
Jackson, D DB	0-2	1.0	0.5-2	-	-	-	0.5-3	-	-	-
Reynolds, E LB	0-2	1.0	0.5-5	-	0.5-1	DNP	DNP	DNP	DNP	DNP
Stocker, J DB	1-0	1.0	-	-	-	-	DNP	-	1.0-1	-
Hamlin, D DB	1-0	1.0	-	-	-	-	-	-	1.0-3	-
Davis, W LB	1-0	1.0	-	1.0-4	-	-	-	-	-	-
Camp, K DL	0-1	0.5	0.5-5	DNP	DNP	DNP	DNP	DNP	DNP	DNP
Ford, P DB	0-1	0.5	0.5-1	-	-	-	-	-	-	-
Pinnock, J DB	0-1	0.5	-	0.5-3	-	-	DNP	DNP	-	-
Brightwell, S LB	0-1	0.5	DNP	DNP	-	-	-	-	0.5-3	-

The Automated ScoreBook
Pitt Fumbles Game-by-Game (as of Oct 26, 2019)
All games

FUMBLES	No-Lost	VA	OHIO	PSU	UCF	DELAWA	DU	SU	UM
French, M WR	4-2	-	1-0	1-0	-	1-1	-	1-1	-
Pickett, K QB	2-0	-	-	1-0	1-0	DNP	-	-	-
Carter, V WR	1-0	-	-	-	-	-	-	-	1-0
Davis, A RB	1-1	-	-	-	1-1	DNP	DNP	-	-
Mack, T WR	1-1	-	-	-	-	-	-	-	1-1
Butler-Jenkins WR	1-1	-	-	-	-	-	1-1	-	-
Ford, P	1-1	-	-	-	-	-	1-1	-	-
TEAM	1-0	-	DNP	-	-	-	-	1-0	-

FUMBLES FORCED	Number	VA	OHIO	PSU	UCF	DELAWA	DU	SU	UM
Jones, P	4	-	1	-	-	-	2	-	1
Campbell, P	2	1	-	1	-	-	-	-	-
Ford, P	2	1	-	-	-	-	-	1	-
Bright, C	1	-	-	-	-	-	1	-	-
Johnson, K	1	-	-	-	1	-	-	-	-

FUMBLES RECOVERED	Number	VA	OHIO	PSU	UCF	DELAWA	DU	SU	UM
Baldonado, H	1	-	-	-	-	-	1	-	-
Alexandre, D	1	-	-	-	-	-	1	-	-
Campbell, P	1	-	-	-	-	-	1	-	-