

# GEORGIA TECH

127<sup>TH</sup> SEASON • 4 NATIONAL CHAMPIONSHIPS • 15 CONFERENCE CHAMPIONSHIPS • 45 BOWL APPEARANCES • 25 BOWL VICTORIES

## GEORGIA TECH (1-5, 0-3 ACC) AT MIAMI (FLA.) (3-3, 1-2 ACC)

SATURDAY, OCTOBER 19, 2019 • NOON ET • MIAMI GARDENS, FLA. • HARD ROCK STADIUM (64,767)

### MATCHUP AT A GLANCE



<b>GEORGIA TECH</b>	<b>vs.</b>	<b>MIAMI (FLA.)</b>
1-5 (0-3 ACC).....	<b>Record</b> .....	3-3 (1-2 ACC)
Atlanta, Ga. ....	<b>Location</b> .....	Coral Gables, Fla.
1885.....	<b>Founded</b> .....	1925
35,000.....	<b>Enrollment</b> .....	17,021
Yellow Jackets, Ramblin' Wreck.....	<b>Nickname</b> .....	Hurricanes
Tech Gold and White.....	<b>Colors</b> .....	Orange, Green and White
Atlantic Coast (Coastal Division).....	<b>Conference</b> .....	Atlantic Coast (Coastal Division)
Bobby Dodd Stadium at Historic Grant Field (55,000).....	<b>Stadium (Capacity)</b> .....	Hard Rock Stadium (64,767)
Geoff Collins.....	<b>Head Coach</b> .....	Manny Diaz
1-5 (1st season).....	<b>Head Coach's Record at School</b> .....	2-3 (1st season)
16-15 (3rd season).....	<b>Head Coach's Overall Record</b> .....	Same
None.....	<b>National Ranking</b> .....	None
Spread Pro-Style.....	<b>Basic Offense</b> .....	Multiple
16.5 (14th/124th).....	<b>Points Per Game (Conference/National Rank)</b> .....	29.5 (7th/64th)
162.5 (8th/71st).....	<b>Rushing Yards Per Game (Conference/National Rank)</b> .....	125.2 (10th/103rd)
147.0 (14th/122nd).....	<b>Passing Yards Per Game (Conference/National Rank)</b> .....	292.8 (2nd/19th)
309.5 (14th/121st).....	<b>Total Yards Per Game (Conference/National Rank)</b> .....	418.0 (7th/61st)
4-2-5 Effort Based.....	<b>Basic Defense</b> .....	Multiple
32.0 (13th/99th).....	<b>Points Allowed Per Game (Conference/National Rank)</b> .....	19.2 (3rd/25th)
237.7 (14th/127th).....	<b>Rushing Yards Allowed Per Game (Conference/National Rank)</b> .....	77.7 (2nd/7th)
183.2 (2nd/22nd).....	<b>Passing Yards Allowed Per Game (Conference/National Rank)</b> .....	211.2 (6th/60th)
420.8 (10th/93rd).....	<b>Total Yards Allowed Per Game (Conference/National Rank)</b> .....	288.8 (3rd/18th)
L, 41-23 at Duke (Oct. 12, 2019).....	<b>Last Game</b> .....	W, 17-9 vs. No. 19/20 Virginia (Oct. 11, 2019)

### TOP STORYLINES

- Georgia Tech closes a two-game road stint with a trip to ACC Coastal Division rival Miami (Fla.).
- The road game is Georgia Tech's third in the last four contests and fourth in the first seven games of the season.
- After this week's game, the Yellow Jackets have their second open week of the campaign, followed by four home dates in their final five games of the regular season.
- Last Saturday, Georgia Tech's offense racked up a season-high 379 yards of total offense and allowed just 105 yards and three points in the second half, but was unable to overcome a first-half flurry by Duke in a 41-23 loss to the Blue Devils.
- Georgia Tech's offense, in particular, continues to improve in its transition from an option scheme to an NFL-style spread attack. Last Saturday's 379-yard output marked the fourth-straight game that the Yellow Jackets set a season high for total offense. Additionally, the Jackets' 23 points against Duke were the most that they've scored against an NCAA Division I FBS opponent this season.
- The Yellow Jackets continue to deploy one of the nation's youngest rosters. Georgia Tech has only eight seniors on its active roster and freshmen and sophomores played 71 percent of the Jackets' total snaps last Saturday at Duke.
- Georgia Tech and Miami are squaring off for the 25th time in a series that dates back to 1955. The all-time series is tied at 12-12.
- Miami has won eight of the last 10 games in the series, including five-straight at Hard Rock Stadium. Georgia Tech's 27-21 win in Atlanta last season (Nov. 10) snapped a three-game skid against the Hurricanes.

### SERIES HISTORY

<b>Series Record (Streak):</b> .....	Series tied 12-12 (GT, W1)
<b>at Georgia Tech:</b> .....	Georgia Tech leads 10-5
<b>at Miami (Fla.):</b> .....	Miami (Fla.) leads 6-2
<b>Neutral Sites:</b> .....	Miami (Fla.) leads 1-0
<b>Last Meeting:</b> .....	Georgia Tech 27, Miami 21 (Nov. 10, 2018 - Atlanta, Ga.)

### TALE OF THE TAPE

Average heights and weights of players listed Above The Line (Georgia Tech)/on the depth chart (Miami):

Georgia Tech		Miami (Fla.)
6-3, 301.....	<b>Offensive Line</b> .....	6-4, 292
6-4, 239.....	<b>Tight Ends</b> .....	6-4, 238
6-0, 203.....	<b>Offensive Backs (QB and RB)</b> .....	6-0, 207
6-3, 185.....	<b>Receivers</b> .....	6-0, 191
6-3, 268.....	<b>Defensive Line</b> .....	6-4, 275
6-2, 223.....	<b>Linebackers</b> .....	6-1, 221
6-2, 198.....	<b>Defensive Backs</b> .....	6-2, 182

### TOP PERFORMERS AT A GLANCE

PASSING	COMP.	ATT.	INT.	YDS.	TD
<b>Georgia Tech</b>					
James Graham	41	91	3	569	4
<b>Miami (Fla.)</b>					
Jarren Williams	89	124	3	1,074	7
RUSHING	ATT.	YDS.	AVG.	TD	
<b>Georgia Tech</b>					
Jordan Mason	75	425	5.7	5	
<b>Miami (Fla.)</b>					
DeeJay Dallas	70	472	6.7	6	
RECEIVING	NO.	YDS.	AVG.	TD	
<b>Georgia Tech</b>					
Ahmarean Brown	9	200	22.2	2	
<b>Miami (Fla.)</b>					
Brevin Jordan	25	417	16.7	2	
TACKLES	UT	AT	TT	TFL	SACK
<b>Georgia Tech</b>					
David Curry	24	26	50	1.5	1.0
<b>Miami (Fla.)</b>					
Gurvan Hall, Jr.	19	20	39	3.5	2.0

### 2019 GEORGIA TECH SCHEDULE/RESULTS

• Overall: **1-5** | ACC: **0-3** | Place: **7th (Coastal)**  
 • Home: **1-2** | Away: **0-3** | Neutral: **0-0** | Streak: **L4**

Date	Opponent	Time/Result	TV
Aug. 29 (Thu.)	at No. 1/1 Clemson*	L, 52-14	ACCN
Sept. 7	<b>USF</b>	W, 14-10	ACCN
Sept. 14	<b>THE CITADEL</b>	L, 27-24 <sup>OT</sup>	ACC RSN
Sept. 28	at Temple	L, 24-2	CBSN
Oct. 5	<b>NORTH CAROLINA*</b>	L, 38-22	ACCN
Oct. 12	at Duke*	L, 41-23	ACC RSN
Oct. 19	at Miami (Fla.)*	Noon	ACCN
Nov. 2	<b>PITT*</b>	TBA	TBA
Nov. 9	at No. 22/23 Virginia*	TBA	TBA
Nov. 16	<b>VIRGINIA TECH*</b>	TBA	TBA
Nov. 21 (Thu.)	<b>NC STATE*</b>	8 p.m.	ESPN
Nov. 30	<b>No. 3/3 GEORGIA</b>	TBA	TBA

All times Eastern; Home games in **BOLD CAPS**

\* ACC game

Ranks for past/current games = AP/Coaches ranks at time of game

Ranks for future games = current AP/Coaches rank

### ON THE AIR

TV: ACC Network

- **Play-by-Play**..... Wes Durham
- **Analyst**..... Roddy Jones
- **Sideline Reporter**..... Eric Wood
- Online: WatchESPN.com

RADIO: Georgia Tech IMG Sports Network

- **Play-by-Play**..... Andy Demetra
- **Analyst**..... Sean Bedford
- **Sideline Reporter**..... Wiley Ballard
- In Atlanta: 680 AM/93.7 FM The Fan
- Across Georgia: Visit RamblinWreck.com for 31-station affiliate list
- Satellite: Sirius 136 / XM 380
- Mobile App: GT Gameday
- TuneIn: buzz.gt/LiveTuneIn

### GEORGIA TECH'S LAST GAME

<b>at Duke</b> .....	L, 41-23
<b>Date</b> .....	Oct. 12
<b>Location</b> .....	Durham, N.C. (Wallace Wade Stadium)
<b>Total Offense</b> .....	379
<b>Rushing</b> .....	173
<b>Passing</b> .....	206
<b>Turnovers</b> .....	0
<b>Total Defense</b> .....	373
<b>Rushing</b> .....	197
<b>Passing</b> .....	176
<b>Takeaways</b> .....	0
<b>Passing Leader</b>	
James Graham.....	15-35-0, 206 yds., 1 TD
<b>Receiving Leaders</b>	
Adonias Sanders.....	3 rec., 69 yds.
Jerry Howard, Jr. ....	2 rec., 31 yds., 1 TD
<b>Rushing Leaders</b>	
Jordan Mason.....	18 att., 106 yds.
Dontae Smith.....	2 att., 32 yds.
<b>Defensive Leaders</b>	
Quez Jackson.....	9 tackles (4 solo)
Charlie Thomas.....	6 tackles, 1.0 TFL, 1 PBU
Jerry Howard, Jr. ....	3 tackles, 1 blocked punt

**GEORGIA TECH MEDIA AVAILABILITY**

SUN 13	MON 14	TUE 15	WED 16	THU 17	FRI 18	SAT 19
NO AVAILABILITY	NO AVAILABILITY	<p><b>Approx. 9:45 p.m.</b> — Practice open to media for approximately 20 min. (Rose Bowl Field/Brock Football Practice Facility — enter at gate at corner of Fowler Street and 6th Street)</p> <p><b>Noon</b> — Head coach Geoff Collins weekly press conference (Bobby Dodd Stadium — Letterwinners Lounge — enter at Gate 6, adjacent to Callaway Plaza, take elevator to Suite Level and make a left off the elevator)</p> <p><b>Following Coach Collins' press conference</b> — Media availability: offensive coordinator Dave Patenaude and defensive coordinator Andrew Thacker</p>	<p><b>Approx. 3:30 p.m.</b> - Practice open to media for approximately 20 min. (Rose Bowl Field/Brock Football Practice Facility — enter at gate at corner of Fowler Street and 6th Street)</p> <p><b>Approx. 5:15 p.m.</b> — Media availability: Selected student-athletes (Bobby Dodd Stadium — Gate 6 Lobby, adjacent to Callaway Plaza)</p>	NO AVAILABILITY	NO AVAILABILITY	<p><b>Postgame press conference</b> - Head coach Geoff Collins and selected student-athletes (location TBA)</p>

**GEORGIA TECH ATHLETICS COMMUNICATIONS & PUBLIC RELATIONS**

- Assistant A.D./Communications & P.R. (Primary Football Contact):** Mike Flynn  
**Office:** (404) 894-5445 • **Mobile:** (828) 964-6406  
**Email:** mflynn@athletics.gatech.edu
- Assistant Director/Communications & P.R. (Secondary Football Contact):** Andrew Clausen  
**Office:** (404) 894-5445 • **Mobile:** (678) 764-0867  
**Email:** aclausen@athletics.gatech.edu
- Associate Director/Communications & P.R. (Football Credentials):** Mike Stamus  
**Office:** 404-894-5445 • **Mobile:** (404) 218-9723  
**Email:** mstamus@athletics.gatech.edu

**FOLLOW GEORGIA TECH ONLINE**
**OFFICIAL WEBSITE:** [www.RamblinWreck.com](http://www.RamblinWreck.com)

 @GTathletics  
 @GeorgiaTechFB  
 @GTFootball  
 @CoachCollins

 @GTathletics  
 @GeorgiaTechFB

 /GTathletics  
 /GTFootball


TogetherWeSwarm



RamblinWreckTube

**GEORGIA TECH FOOTBALL BY THE NUMBERS**

# 1

Jr. LB **David Curry** is only student-athlete in the country from a Power Five conference (and one of only five players overall) with 50 tackles, an interception and a fumble recovery this season.

# 5/7

Georgia Tech ranks fifth nationally in fewest penalties per game (4.17) and seventh nationally in fewest penalty yards per game (24.5).

# 7

Since the beginning of the 2016 season, Georgia Tech has played games in seven different NFL stadiums (Atlanta, Detroit, Jacksonville, Miami, Philadelphia, Pittsburgh and Tampa), which are the most NFL venues played in by any college team during that span.

# 7

So. LB **Charlie Thomas** is one of only seven Power Five conference student-athletes (and the only sophomore) that has amassed at least 40 tackles, 8.0 tackles for loss and 2.0 sacks this season.

# 8

With season-ending injuries to WR **Jalen Camp**, OL **Kenny Cooper** and OL/DL **Jahaziel Lee**, Georgia Tech is down to eight seniors on its active roster. Texas A&M is the only NCAA Division I FBS teams with fewer seniors (6).

# 15

Georgia Tech's 15 pass completions last Saturday at Duke were its most in a game since 2013 (15 vs. Clemson).

# 55

Georgia Tech's roster includes 55 freshmen (28 true and 27 redshirt), the 11th-most total freshmen on any NCAA Division I FBS roster this season.

# 106

So. RB **Jordan Mason** recorded the first 100-yard rushing game of his career with 106 yards last Saturday at Duke.

# 206

Georgia Tech's 206 passing yards last Saturday at Duke were its most in a game since the Yellow Jackets threw for 264 yards against Duke on Oct. 29, 2016.

**A GEORGIA TECH WIN WOULD ...**

- up the Yellow Jackets to 2-5 on the season;
- move it to 1-3 in the ACC;
- be its first win in four road games this season and snap a five-game overall losing streak in games played away from Bobby Dodd Stadium;
- up it to 13-12 all-time against Miami (Fla.);
- be its second-straight win over Miami but only its third win in the last 11 matchups with the Hurricanes;
- snap a five-game losing streak at Miami;
- be its third win in 10 all-time games at Miami;
- be its first win over Miami at Hard Rock Stadium;
- up it to 3-7 all-time at Hard Rock Stadium.

**A GEORGIA TECH LOSS WOULD ...**

- drop it to 1-6 on the season and 0-4 in ACC play;
- be its sixth-straight loss in games played away from home;
- be its sixth-straight loss at Miami (Fla.);
- be its ninth loss in last 11 games vs. Miami;
- drop the Yellow Jackets to 0-6 versus Miami and 2-8 all-time at Hard Rock Stadium.

## GEORGIA TECH'S 20TH HEAD COACH — GEOFF COLLINS

Geoff Collins, an Atlanta area native and one of college football's most successful and innovative coaches, was named the 20th football head coach in Georgia Tech history on Dec. 7, 2018.

Born in Decatur, Ga. and raised in Conyers, Ga., Collins took the reins at Georgia Tech after serving as the head coach at Temple University in 2017 and 2018. At Temple, he put together the most successful first two seasons by a head coach in the school's 121-year football history.

Collins compiled 15 wins and led Temple to two bowl games in his two seasons with the Owls, which are both school records for a coach in his first two campaigns at TU.

In his first season at Temple, Collins led the Owls a 28-3 win over Florida International in the 2017 Gasparilla Bowl, which was good for only the third bowl victory in school history and its first since 2011.

He coached the Owls to an 8-4 record and 7-1 mark in the American Athletic Conference in 2018, with Temple's only conference defeat coming at No. 8-ranked and undefeated UCF. The 8-4 campaign earned Temple a berth in the Independence Bowl.

Prior to becoming head coach at Temple, Collins was one of the nation's most respected defensive coordinators, serving in the role at Florida (2015-16), Mississippi State (2013-14, co-DC: 2011-12), FIU (2010) and his alma mater, Western Carolina (2002-05).

Highlights of his career as a coordinator included ranking among the nation's top 10 in total defense in each of his two seasons at Florida (No. 8 in 2015 and No. 5 in 2016), ranking among the top 25 nationally in total defense (18th - 2013) and scoring defense (23rd - 2014) during his two seasons calling plays at Mississippi State and leading the Sun Belt Conference in total defense, scoring defense and turnover margin in his lone campaign at FIU (2010).

He is the only coach to ever be nominated for the Broyles Award, given to college football's top assistant coach, at three different schools (FIU – 2010, Mississippi State – 2014 and Florida – 2015).

Collins' 26-year career also includes a pair of prior stints at Georgia Tech. He first came to The Flats as a graduate assistant (1999-2000), then tight ends coach (2001) under head coach George O'Leary from 1999-2001, followed by a year as director of player personnel under head coach Chan Gailey in 2006.

During his initial three seasons at Georgia Tech under O'Leary, the Yellow Jackets were 25-12 with three consecutive bowl appearances. As the Jackets' director of player personnel in 2006, Collins led the efforts to land a recruiting class that included Derrick Morgan (all-American, first-round NFL Draft pick), Morgan Burnett (all-American, third-round NFL Draft pick), Joshua Nesbitt (quarterbacked GT to two ACC Championship Games) and Jonathan Dwyer (the sixth-leading rusher in GT history).

Collins' coaching career also includes stops at Western Carolina (student assistant – 1993-94), Franklin (N.C.) H.S. (assistant coach – 1995), Fordham (linebackers coach – 1996), Albright (defensive coordinator – 1997-98), Alabama (director of player personnel – 2007) and UCF (linebackers coach/recruiting coordinator – 2008-09).

In all, Collins has recruited and/or coached more than three dozen players that have gone on to play in the National Football League. Among Collins' pupils in the NFL are Philadelphia Eagles All-Pro defensive tackle Fletcher Cox (a consensus All-American at Mississippi State and No. 12 overall pick in the 2012 NFL Draft), Tampa Bay Buccaneers cornerback Vernon Hargreaves (a consensus All-American at Florida and No. 11 overall pick in the 2016 NFL Draft), Atlanta Falcons safety Keanu Neal (the No. 17 overall pick in the 2016 NFL Draft) and Indianapolis Colts cornerback Rock Ya-Sin (who earned first-team all-American Athletic Conference honors at Temple after transferring from Presbyterian College and went on to be selected in the second round of the 2019 NFL Draft).

In addition to being renowned as a coach, strategist and evaluator, Collins is also widely recognized as the nation's top head coach when it comes to branding his football program, particularly when it comes to utilizing social media in branding and recruiting efforts. His expertise in marketing and branding has led to him being a guest lecturer for Georgia Tech's Scheller College of Business executive MBA program and a featured speaker at the 2019 Hashtag Sports conference in New York City.

His innovations in utilizing social media to aid in recruiting efforts not only helped Georgia Tech land the highest-rated recruiting class in program history in 2006-07, but also helped Alabama sign the No. 1 class in the nation in 2007-08. Alabama's 2008 signing class included running back Mark Ingram, who went on to become the first Heisman Trophy winner in Crimson Tide history in 2009.

As a student-athlete, Collins totaled 194 career tackles as an outside linebacker and defensive back at Western Carolina (1989-92). He had 68 tackles and six tackles for loss as a junior and helped lead WCU to a 7-4 record with 62 stops, including five behind the line of scrimmage, as a senior.

Collins, 48, is married to the former Jennifer Haynes. They have a daughter, Astrid (3).

### THE GEOFF COLLINS FILE

#### Personal

Hometown: Conyers, Ga.

Birthdate: April 10, 1971 (48 years old)

Education: Western Carolina, 1994

Family: Wife: Jennifer; Daughter: Astrid (3)

#### Coaching Experience

1993-94 – Western Carolina (student assistant)

1995 – Franklin (N.C.) H.S. (assistant coach)

1996 – Fordham (linebackers coach)

1997-98 – Albright (defensive coordinator)

1999-2000 – Georgia Tech (graduate assistant)

2001 – Georgia Tech (tight ends coach)

2002-05 – Western Carolina (defensive coordinator)

2006 – Georgia Tech (recruiting coordinator)

2007 – Alabama (director of player personnel)

2008-09 – UCF (linebackers coach/recruiting coordinator)

2010 – Florida International (defensive coordinator)

2011-12 – Mississippi State (co-defensive coordinator)

2013-14 – Mississippi State (defensive coordinator)

2015-16 – Florida (defensive coordinator)

2017-18 – Temple (head coach)

2019 — Georgia Tech (head coach)

#### Previous Head Coaching Experience

2017 – Temple

7-6 overall, 4-4 AAC

def. Florida International, 28-3, in 2017 Gasparilla Bowl

2018 – Temple

8-4 overall, 7-1 AAC

faced Duke in 2018 Independence Bowl

### COLLINS' CAREER HIGHLIGHTS

- 27th season in the college football coaching profession

- 17th season at an NCAA Division I FBS institution

- third season as a head coach

- o 15-10 in two seasons at Temple (2017-18)

- o 7-6 in 2017 – won the Gasparilla Bowl; Temple's first bowl win since 2011, only the third bowl win in school history

- o 8-4 in 2018 – 7-1 in American Athletic Conference; only loss at No. 8-ranked and undefeated UCF

- 13 seasons as a defensive coordinator

- four seasons as a recruiting coordinator/director of player personnel

- As Georgia Tech's director of player personnel in 2006, he was instrumental in landing the 2007 signing class that produced:

- o **Derrick Morgan**

- all-American, first round NFL draft pick

- o **Morgan Burnett**

- all-American, third round NFL draft pick

- o **Joshua Nesbitt**

- quarterbacked GT to two ACC Championship Games

- o **Jonathan Dwyer**

- 3,226 career rushing yards rank sixth in GT history

- As Alabama's director of player personnel in 2007, he was instrumental in landing the 2008 signing class that was ranked No. 1 nationally, including Alabama's first-ever Heisman Trophy winner (Mark Ingram – 2009)

### WHAT THEY'RE SAYING ABOUT COLLINS

- Ranked No. 1 among the 21 head-coaching hires in NCAA Division I FBS this past offseason by *Sports Illustrated*

"I am really happy for Geoff and his entire family. When you look at a guy like Geoff and the energy that he brings, the excitement he brings to the sidelines, the juice he has on a daily basis, he will do a great job. I think he will do an amazing job and I think it's a great hire for Georgia Tech."

**Dan Mullen, Head Coach, University of Florida**

"I'm thrilled for Coach Collins to get this opportunity at Georgia Tech. I learned a lot playing under him at the University of Florida as he helped mold us into one of the top defensive units in the country. It will be good to have him in Atlanta and I know he'll put together a strong program."

**Brian Poole, Cornerback, New York Jets**

"Congratulations to Georgia Tech on a great hire! Geoff Collins is not only an innovative mind but he relates to today's players as well as any coach in the country. With the recruiting base around Atlanta and the incredible academics that Georgia Tech has to offer, the Jackets are poised to build on their football tradition with Coach Collins at the helm!"

**Kirk Herbstreit, College Football Analyst, ESPN**

"Geoff has been incredible for Georgia Tech football since the day he was hired in December. The buzz around the city, the buzz across the region – everybody's talking about Georgia Tech football. The thing that I really admire about Geoff Collins is that everything that he does is deliberate, there's a method to the madness and he knows exactly what he's trying to do and why he's trying to do it. He is a consummate teacher. He takes every opportunity to teach his young men what he's trying to do and why they're doing it. I'm really impressed by what Geoff Collins has done here so far."

**Todd Stansbury, Director of Athletics, Georgia Tech**

**GEORGIA TECH-MIAMI SERIES HISTORY**

- In a series that dates back to 1955, Georgia Tech and Miami (Fla.) are meeting for the 25th time overall and 16th time as Atlantic Coast Conference foes.

- The all-time series is tied 12-12.

- Georgia Tech won 10 of the first 14 games in the series but Miami has won eight of the last 10.

- Georgia Tech snapped a three-game losing streak to Miami with a 27-21 win on Nov. 10 of last season at Bobby Dodd Stadium.

- The home team has won 16 of the 24 games in series history.

- Georgia Tech has never beaten Miami at Hard Rock Stadium, as the Yellow Jackets have lost each of their five road games against the Hurricanes since the stadium became Miami's home in 2008.

- However, Georgia Tech is 2-6 all-time at Hard Rock Stadium, as it is 2-1 in bowl games played at the venue. The Yellow Jackets defeated Mississippi State, 49-34, in the 2014 Capital One Orange Bowl and downed West Virginia, 35-30, in the 1997 Carquest Bowl but dropped a 24-14 decision to Iowa in the FedEx Orange Bowl following the conclusion of the 2009 season.

**GEORGIA TECH-MIAMI SERIES RESULTS**

DATE	RANK			GT RESULT		SCORE
	GT	UM	H/A	W/L/T		
9/17/1955	10	-	H	W		14-6
9/26/1964	-	-	H	W		20-0
11/10/1967	-	-	A	L		7-49
9/27/1968	-	15	H	L		7-10
9/26/1970	19	-	H	W		31-21
9/20/1975	-	-	H	W		38-23
9/17/1977	-	-	H	W		10-6
10/14/1978	-	-	H	W		24-19
1/1/2000	17/15	23/23	N1	L		13-28
10/2/2004	-	4/4	H	L		3-27
11/19/2005	-	3/3	A	W		14-10
10/28/2006	21/21	-	H	W		30-23
10/13/2007	-	-	A	W		17-14
11/20/2008	-	23/RV	H	W		41-23
9/17/2009 (TH)	14/13	22/20	A	L		17-33
11/13/2010	-	-	H	L		10-35
10/22/2011	20/19	-	A	L		7-24
9/22/2012	RV/RV	-	H	L (OT)		36-42
10/5/2013	RV/RV	14/14	A	L		30-45
10/4/2014	-	-	H	W		28-17
11/21/2015	-	-	A	L		21-38
10/8/2016	-	14/14	H	L		21-35
10/14/2017	-	11/10	A	L		24-25
11/10/2018	-	-	H	W		27-21

1 - Toyota Gator Bowl (Jacksonville, Fla.)

**GEORGIA TECH AT HARD ROCK STADIUM**

Date	Opponent	Result
Dec. 29, 1997	West Virginia <sup>1</sup>	W, 35-30
Sept. 17, 2009	No. 22 Miami	L, 33-17
Jan. 5, 2010	No. 10 Iowa <sup>2</sup>	L, 24-14
Oct. 22, 2011	Miami	L, 24-7
Oct. 5, 2013	No. 14 Miami	L, 45-30
Dec. 31, 2014	No. 8 Mississippi State <sup>3</sup>	W, 49-34
Nov. 21, 2015	Miami	L, 38-21
Oct. 14, 2017	No. 11 Miami	L, 25-24

1 - Carquest Bowl

2 - FedEx Orange Bowl

3 - Capital One Orange Bowl

**OFFENSE**

- The most noticeable change for the majority of observers as **Geoff Collins** takes the reins at Georgia Tech is the transition from the option-based offense that the Yellow Jackets ran under former head coach Paul Johnson for the past 11 seasons to a spread, pro-style offense.

- Leading the transition to Georgia Tech's spread, pro-style offense is offensive coordinator/quarterbacks coach **Dave Patenaude**.

- Patenaude also served as the offensive coordinator and quarterbacks coach under Collins the past two seasons at Temple.

- With Patenaude at the helm of Temple's offense the past two seasons, the Owls amassed two of the three highest single-season passing totals in school history (3,273 yards in 2017, 3,297 yards in 2018).

- Making Georgia Tech's transition to the new spread, pro-style offense more challenging has been a slew of injuries across its offensive line. The Yellow Jackets lost their two most experienced offensive linemen — seniors **Jahaziel Lee** and **Kenny Cooper** — to season-ending injuries after just three and four games, respectively. Lee and Cooper have combined for 43 collegiate starts (23 for Cooper, 20 for Lee) while the rest of the offensive linemen on Tech's roster had combined for just 41 career starts before Cooper and Lee were lost for the year.

- Georgia Tech has lost a total of three senior offensive starters for the season due to injury. In addition to Lee and Cooper, WR **Jalen Camp**, who made 17-consecutive starts at wideout, also underwent season-ending injury following the fourth game of the season.

- Due in large part to the slew of injuries, seven of Georgia Tech's 11 starters last Saturday at Duke were freshmen or sophomores, including r-Fr. QB **James Graham**, who made the second start of his career.

- Despite the major transformation of Georgia Tech's offensive scheme and the large number of underclassmen leading the charge, the Yellow Jackets have set season highs for total offense in each of the last four games, including its new season high of 379 yards last Saturday at Duke.

**GEORGIA TECH TOTAL OFFENSE — 2019**

Date	Opponent	Yards
Aug. 29	at No. 1 Clemson	294
Sept. 7	USF	257
Sept. 14	The Citadel	301
Sept. 28	at Temple	305
Oct. 5	North Carolina	321
Oct. 12	at Duke	379

- In addition to its 379 yards of total offense last Saturday at Duke, Georgia Tech also set season highs for passing yards (206), pass completions (15), third-down conversions (8) and first-half points (14).

- The Yellow Jackets' 206 passing yards against Duke were their most in a game since they threw for 264 yards against Duke on Oct. 29, 2016.

- Georgia Tech's 11-play, 75-yard touchdown drive on last Saturday's opening possession against Duke marked the first time this year that the Yellow Jackets scored in the first quarter of a game.

- Georgia Tech's 15 pass completions against Duke were its most in a game since it also completed 15 passes against Clemson in 2013.

- Three of the Yellow Jackets' six highest completion totals since 2008 have come in the past five games.

**MOST COMPLETIONS IN A GAME (SINCE 2008)**

Completions	Opponent	Year	Result
1. 18	Middle Tennessee	2012	L, 49-28
2. 15	Duke	2019	L, 41-23
15	Clemson	2013	L, 55-31
4. 14	Temple	2019	L, 24-2
14	USF	2019	W, 14-10
14	Duke	2014	L, 31-25

- On Oct. 5 versus North Carolina, Georgia Tech totaled 321 yards of offense and 6.1 yards per play (season high vs. an NCAA Division I FBS opponent), despite managing only 92 yards of offense in a scoreless first half.

- Making the offensive output against UNC even more impressive is that Georgia Tech amassed 229 yards and 22 points on just 26 plays (8.8 yards per play) in the second half of the contest.

- On Sept. 28 at Temple, GT had success moving the ball, as it entered Temple territory on six of its 12 offensive possessions and drove inside the 35 yard line five times but came away with no points (three turnovers, two turnovers on downs and a punt on its six possessions in TU territory).

- On Sept. 14 versus The Citadel, Georgia Tech averaged 6.5 yards per play (301 yards of total offense in just 46 snaps) and scored 24 points despite having possession for just 18:10.

- If Georgia Tech's offensive numbers against The Citadel were extrapolated over 30 minutes of possession, the Yellow Jackets would have amassed 497 yards of offense and scored 40 points.

- In the season opener at No. 1 Clemson (Aug. 29), Georgia Tech totaled 294 yards of offense and averaged 4.7 yards per play. In Clemson's 17 games since the beginning of last season, the Yellow Jackets are one of only six teams to amass at least 294 yards of offense against Clemson and one of only three teams to average as much as 4.7 yards per play against the Tigers.

- Georgia Tech had two student-athletes rush for at least 56 yards in the opener at top-ranked Clemson — So. RB **Jordan Mason** (72) and So. QB **Tobias Oliver** (56). Since the beginning of last season, only two other teams have had two players with at least 56 rushing yards against Clemson — Pitt in the 2018 ACC Championship Game and Alabama in the 2019 College Football Playoff Championship Game.

- Georgia Tech averaged 19.6 yards per completion in the season opener against Clemson (seven completions for 137 yards), which was the third-highest yards-per-completion rate in the nation during Week One of the 2019 season, behind only Air Force (41.0 ypc vs. Colgate) and UTEP (26.8 ypc vs. Houston Baptist).

- Georgia Tech's offense has been plagued by slow starts for much of the season but has been a force to be reckoned with in the second halves of contests.

**2019 GT OFFENSE — 1ST HALF vs. 2ND HALF**

Total Offense	Points	Yards	15+-yd plays
First Half	34	771	15
Second Half	65	1,086	25

Rushing	Attempts	Yards	Yards/Rush
First Half	127	480	3.8
Second Half	104	495	4.8

Passing	Comp.	Comp. %	Yds.	TD	Effic.
First Half	27	.429	291	1	80.55
Second Half	41	.494	591	4	115.47



**OFFENSE**

• Georgia Tech has played 280-consecutive games without being shut out, good for the seventh-longest active streak in NCAA Division I FBS.

• The Yellow Jackets have not been held scoreless since a 38-0 loss at No. 3 Florida State on Oct. 18, 1997.

• Even more impressively, Georgia Tech has not been blanked at home since a 7-0 loss to Georgia on Nov. 30, 1957 — good for a streak of 381-straight games played at Bobby Dodd Stadium without being shut out.

**ACTIVE STREAKS WITHOUT BEING SHUT OUT (FBS)**

	Streak	Year Began
Florida ^	392	1988
TCU	339	1992
Virginia Tech	316	1995
Georgia	310	1995
Nebraska	302	1996
Boise State	284	1997
<b>Georgia Tech</b>	<b>280</b>	<b>1997</b>
Texas Tech	276	1997
Oklahoma	274	1998

^ NCAA record

**QUARTERBACKS**

• At Georgia Tech, Collins and Patenaude inherited one of the least-experienced corps of passing quarterbacks in all of college football, as the three returners at the position on Tech's roster — sophomores **Lucas Johnson** and **Tobias Oliver** and redshirt freshman **James Graham** — combined to throw just 17 passes coming into this season.

• Georgia Tech's 17 combined pass attempts among the quarterbacks on its roster were the sixth-fewest in the nation heading into the 2019 season.

**FEWEST COMBINED PASS ATTEMPTS RETURNING IN 2019 — NCAA DIVISION I FBS**

School	Att.	Comp.	TD
Auburn	2	1	0
Penn State	7	5	2
NC State	7	8	0
Boise State	10	7	1
Fresno State	12	8	1
<b>Georgia Tech</b>	<b>17</b>	<b>8</b>	<b>2</b>
Middle Tennessee	21	9	0

• Graham became the third member of the trio to start a game this season when he made his first-career start against North Carolina on Oct. 5. He made his second-consecutive start last Saturday at Duke.

• Despite starting only two of Georgia Tech's six games, Graham leads the team in passing yards (569), pass completions (41), pass attempts (91) and touchdown passes (4) this season.

• Graham is only Georgia Tech QB with more touchdown passes (4) than interceptions (3) this season.

• Graham is also the only GT QB to crack the 100-yard passing barrier in a game this season, a feat he has accomplished each of the past three contests (100 vs. Temple, 171 vs. North Carolina and 206 vs. Duke).

**JAMES GRAHAM - GAME-BY-GAME**

2019	C-A-I	Yds.	TD	Rush	Yds.	TD	Total Off.
Clemson	4-7-0	72	1	4	15	0	87
USF	1-1-0	20	0	6	2	0	22
The Citadel	--	DNP	--	--	--	--	--
Temple	10-24-1	100	0	4	-2	0	98
North Carolina	11-24-2	171	2	13	48	0	219
Duke	15-35-0	206	1	12	6	1	210
<b>2019 Total</b>	<b>41-91-3</b>	<b>569</b>	<b>4</b>	<b>39</b>	<b>69</b>	<b>1</b>	<b>636</b>
<b>Career</b>	<b>62-92-3</b>	<b>591</b>	<b>4</b>	<b>44</b>	<b>95</b>	<b>1</b>	<b>684</b>

• In his two starts, Graham has accounted for 431 yards of total offense (219 vs. UNC, 212 vs. Duke), which are the two highest offensive production totals by a GT QB this season.

**MOST TOTAL OFFENSE BY A GT QB THIS SEASON**

Player	Yards (Pass/Rush)	Opponent	Date
1. James Graham*	219 (171/48)	UNC	Oct. 5
2. James Graham*	212 (206/6)	Duke	Oct. 12
3. Tobias Oliver*	162 (74/58)	Temple	Sept. 28
4. Tobias Oliver*	121 (65/56)	Clemson	Aug. 29
5. Tobias Oliver	119 (27/92)	The Citadel	Sept. 14
6. James Graham	98 (100/-2)	Temple	Sept. 28
7. Lucas Johnson*	96 (91/5)	The Citadel	Sept. 14
8. James Graham	87 (72/15)	Clemson	Aug. 29

\*starter

• With 569 passing yards through six games this season, Graham is the first Georgia Tech freshman to throw for more than 550 passing yards through the first six games of a campaign since Reggie Ball had 1,051 passing yards through six contests in 2003.

• With his two touchdown passes against UNC, Graham became only the third Georgia Tech QB over the past four seasons to throw for multiple TDs in a game.

**MOST TD PASSES IN A GAME (SINCE 2016)**

Player	TD	Opponent	Year
1. TaQuon Marshall	3	Jacksonville St.	2017
<b>2. James Graham</b>	<b>2</b>	<b>North Carolina</b>	<b>2019</b>
3. Justin Thomas	2	Duke	2016

• Graham also became the first Georgia Tech freshman with multiple touchdown passes in a game since Ball threw for three TDs against North Carolina on Nov. 15, 2003.

• With 15 pass completions against Duke and 11 against UNC, Graham has recorded two of the four highest completion tallies for a Yellow Jacket over the past four seasons.

**MOST PASS COMPLETIONS IN A GAME (SINCE 2016)**

Player	Comp.	Opponent	Year
<b>1. James Graham</b>	<b>15</b>	<b>Duke</b>	<b>2019</b>
<b>2. James Graham</b>	<b>11</b>	<b>North Carolina</b>	<b>2019</b>
Lucas Johnson	11	USF	2019
Justin Thomas	11	Duke	2016

• Since 2008, Graham is one of only six Georgia Tech quarterbacks to complete as many as 11 passes in a game, a feat that has been accomplished by a Yellow Jacket a total of just 14 times in the past 12 seasons.

• In just three series behind center at Clemson (Aug. 29), Graham completed 4-of-7 passes for 72 yards and a touchdown.

• Oliver boasts the most game experience of Georgia Tech's signal-callers, as he appeared in 12 games and made one start as a redshirt freshman in 2018 and has seen extensive action behind center this season, including two starts (Aug. 29 at Clemson, Sept. 28 at Temple).

• On Sept. 28 at Temple, Oliver was Georgia Tech's leading rusher (68 yards on 11 carries - 6.2 avg.) and also completed four passes for 74 yards.

• Against The Citadel (Sept. 14), Oliver ran for 92 yards on just 11 carries (8.4 avg.).

• One of the nation's most dynamic weapons, Oliver leads Georgia Tech with 501 all-purpose yards this season (279 rushing, 19 receiving, 203 kick return).

**TOBIAS OLIVER - GAME-BY-GAME**

2018	C-A-I	Yds.	TD	Rush	Yds.	TD	Total Off.
Alcorn St.	0-0-0	0	0	12	72	0	72
USF	0-0-0	0	0	18	97	3	97
Pitt	--	DNP	--	--	--	--	--
Clemson	2-2-0	28	1	9	34	0	63
Bowling Green	0-1-0	0	0	7	115	2	115
Louisville	0-0-0	0	0	8	103	2	103
Duke	2-6-0	34	0	10	24	0	58
Virginia Tech	0-1-0	0	0	40	215	3	215
North Carolina	2-2-0	104	1	28	120	2	224
Miami (Fla.)	0-0-0	0	0	1	1	0	1
Virginia	0-0-0	0	0	9	27	0	27
Georgia	0-1-0	0	0	1	-1	0	-1
Minnesota	1-3-0	1	0	9	69	0	70
<b>2018 Total</b>	<b>7-15-0</b>	<b>167</b>	<b>2</b>	<b>152</b>	<b>876</b>	<b>12</b>	<b>943</b>

2019	C-A-I	Yds.	TD	Rush	Yds.	TD	Total Off.
Clemson	3-9-2	65	0	20	56	0	121
USF	2-3-0	11	0	9	48	0	59
The Citadel	2-3-0	27	0	11	92	0	119
Temple	4-11-0	74	0	11	68	0	85
North Carolina	0-0-0	0	0	3	11	0	11
Duke	0-0-0	0	0	1	4	0	4
<b>2019 Total</b>	<b>11-26-2</b>	<b>177</b>	<b>0</b>	<b>55</b>	<b>279</b>	<b>0</b>	<b>399</b>
<b>Career</b>	<b>18-41-2</b>	<b>344</b>	<b>2</b>	<b>207</b>	<b>1,155</b>	<b>12</b>	<b>1,342</b>

• With a 19-yard run to The Citadel 6-yard line during Georgia Tech's first touchdown drive of the game, Oliver became the eighth quarterback and the 50th overall player in GT history with 1,000 career rushing yards.

• Oliver reached the 1,000-yard rushing plateau in just the 15th game of his career.

• Only a sophomore, Oliver has already etched his name in Georgia Tech's record book several times.

**GEORGIA TECH RUSHING YARDS BY A QUARTERBACK\* — CAREER**

Player	Years	Rushing Yards
1. Joshua Nesbitt	2007-10	2,806
2. Justin Thomas	2013-16	2,412
3. Tevin Washington	2009-12	2,225
4. TaQuon Marshall	2015-18	2,131
5. Joe Hamilton	1996-99	1,758
6. Reggie Ball	2003-06	1,451
<b>7. Tobias Oliver</b>	<b>2018-pres.</b>	<b>1,151</b>
8. Vad Lee	2012-13	1,057
9. Danny Myers	1973-75	921
10. Shawn Jones	1989-92	855

**GEORGIA TECH RUSHING YARDS BY A QUARTERBACK\* — SINGLE SEASON**

Player	Year	Rushing Yards
1. TaQuon Marshall	2017	1,146
2. Justin Thomas	2014	1,086
3. Joshua Nesbitt	2009	1,037
4. Tevin Washington	2011	987
5. TaQuon Marshall	2018	971
<b>6. Tobias Oliver</b>	<b>2018</b>	<b>876</b>
7. Joshua Nesbitt	2010	737
8. Joe Hamilton	1999	734
9. Joshua Nesbitt	2008	693
10. Tevin Washington	2012	684

**GEORGIA TECH RUSHING YARDS BY A QUARTERBACK\* — SINGLE GAME**

Player	Yards	Opponent	Year
1. TaQuon Marshall	249	Tennessee	2017
<b>2. Tobias Oliver</b>	<b>215</b>	<b>Virginia Tech</b>	<b>2018</b>
3. Eddie Prokop	199	Tulsa	1943^
4. Justin Thomas	195	Duke	2016
5. Tevin Washington	176	Clemson	2011
6. TaQuon Marshall	175	Louisville	2018
7. Justin Thomas	165	Virginia Tech	2014
8. TaQuon Marshall	163	Wake Forest	2017
9. Joshua Nesbitt	151	Virginia Tech	2008
10. TaQuon Marshall	143	Virginia	2017

^ 1944 Sugar Bowl

**OFFENSE**
**GEORGIA TECH RUSHING TDs BY A QUARTERBACK\*  
— CAREER**

Player	Years	Rushing TDs
1. Tevin Washington	2009-12	38
2. Joshua Nesbitt	2007-10	35
3. TaQuon Marshall	2015-pres.	29
4. Justin Thomas	2013-16	22
5. Shawn Jones	1989-92	19
6. Joe Hamilton	1996-99	18
7. Vad Lee	2012-13	17
8. Billy Lothridge	1961-63	15
9. Danny Myers	1973-75	14
<b>10. Tobias Oliver</b>	<b>2018-pres.</b>	<b>12</b>

**GEORGIA TECH RUSHING TDs BY A QUARTERBACK\*  
— SINGLE SEASON**

Player	Year	Rushing TDs
1. Tevin Washington	2012	20
2. Joshua Nesbitt	2009	18
3. TaQuon Marshall	2017	17
4. Tevin Washington	2011	14
<b>5. Tobias Oliver</b>	<b>2018</b>	<b>12</b>

\* only includes Oliver's statistics when lined up as a QB

• Johnson made his first two starts of and saw the most extensive action of his career over the Yellow Jackets' second and third games of this season — Sept. 7 vs. USF and Sept. 14 vs. The Citadel.

• Splitting action with Oliver, Johnson threw for a career-high 91 yards against The Citadel. His 91 yards included his first-career touchdown pass, a 33-yard strike to senior wide receiver **Jalen Camp**.

**LUCAS JOHNSON - GAME-BY-GAME**

2019	C-A-I	Yds.	TD	Rush			Total	
				Yds.	TD	Off.		
Clemson	0-2-0	0	0	1	1	0	1	
USF	11-17-1	45	0	9	36	0	81	
The Citadel	5-10-0	91	1	7	5	0	96	
Temple	--	DNP	--	--	--	--	--	
North Carolina	--	DNP	--	--	--	--	--	
Duke	--	DNP	--	--	--	--	--	
<b>2019 Total</b>	<b>16-29-1</b>	<b>136</b>	<b>1</b>	<b>17</b>	<b>42</b>	<b>0</b>	<b>178</b>	
<b>Career</b>	<b>16-29-1</b>	<b>136</b>	<b>1</b>	<b>18</b>	<b>43</b>	<b>0</b>	<b>179</b>	

**RUNNING BACKS**

• Georgia Tech returned seven student-athletes that played running back a season ago and combined for 1,675 rushing yards and 16 touchdowns in 2018.

• Headlining the returners are a pair of 2019 Doak Walker Award candidates in sophomore **Jordan Mason** (659 rushing yards, seven touchdowns in 2018) and junior **Jerry Howard Jr.** (564 rushing yards and five touchdowns in 2018).

• Georgia Tech is one of only eight teams nationally with multiple student-athletes among the 71 running backs on the official 2019 Doak Walker Award watch list (joining Arkansas, Duke, Louisiana-Lafayette, Minnesota, Notre Dame, Oregon and Tulsa).

• Mason is Georgia Tech's leading rusher this season with 425 yards and five touchdowns on 75 carries (5.7 avg.).

• Mason's five rushing touchdowns are tied for third in the ACC and 40th nationally.

• Mason's 5.7 yards per carry rank seventh in the ACC and 46th nationally.

• Mason recorded the first 100-yard rushing game of his career when he ran for 106 yards on 18 carries (5.9 avg.) last Saturday at Duke.

• Earlier this season against USF (Sept. 7), Mason had 101 rushing yards after 19 carries but lost two yards on his final rush of the afternoon as he was trying to help Georgia Tech melt the final minutes off the clock and finished with 99 yards.

• After being limited to just five carries due to injury at Temple (Sept. 28), Mason bounced back for 62 yards and a touchdown on eight carries (7.8 avg.) against North Carolina (Oct. 5).

• Mason's 43-yard run that set up Georgia Tech's first touchdown against UNC was the longest run by a Yellow Jacket this season (prev.: 39 by Tobias Oliver vs. Clemson, Aug. 29).

• Against The Citadel (Sept. 14), Mason ran for 78 yards and two touchdowns on just 11 carries (7.1 avg.).

• Mason ran for a then-career-high 99 yards and a score on 20 attempts (5.0 avg.) in Georgia Tech's 14-10 win over USF.

• Mason carried the ball 13 times for 72 yards (5.5 avg.) and a touchdown in the season opener at No. 1 Clemson (Aug. 29).

• Since the beginning of last season, Mason is one of only two ball-carriers that has averaged at least 5.5 yards per run on a minimum of 13 carries against Clemson (Pitt's Darrin Hall averaged 6.1 yards per carry in the 2018 ACC Championship Game).

• In 216 career carries, Mason has been held to negative yardage only 13 times.

**JORDAN MASON - GAME-BY-GAME**

2018	Rush	Yds.	TD	Rec.	Yds.	TD	All-Purp.
Alcorn St.	11	85	1	0	0	0	85
USF	13	95	0	0	0	0	95
Pitt	10	94	0	1	2	0	96
Clemson	4	30	0	0	0	0	30
Bowling Green	7	61	2	0	0	0	61
Louisville	13	78	1	0	0	0	78
Duke	12	39	0	0	0	0	39
Virginia Tech	12	82	3	0	0	0	82
North Carolina	12	40	0	0	0	0	40
Miami (Fla.)	5	24	0	0	0	0	24
Virginia	3	9	0	0	0	0	9
Georgia	1	3	0	0	0	0	3
Minnesota	5	19	0	0	0	0	19
<b>2018 Total</b>	<b>108</b>	<b>659</b>	<b>7</b>	<b>1</b>	<b>2</b>	<b>0</b>	<b>661</b>
2019	Rush	Yds.	TD	Rec.	Yds.	TD	All-Purp.
Clemson	13	72	1	0	0	0	72
USF	20	99	1	3	15	0	114
The Citadel	11	78	2	1	11	0	89
Temple	5	8	0	2	17	0	25
North Carolina	8	62	1	0	0	0	62
Duke	18	106	0	1	2	0	108
<b>2019 Total</b>	<b>75</b>	<b>425</b>	<b>5</b>	<b>7</b>	<b>45</b>	<b>0</b>	<b>470</b>
<b>Career</b>	<b>216</b>	<b>1,084</b>	<b>12</b>	<b>8</b>	<b>47</b>	<b>0</b>	<b>1,231</b>

• Mason's 6.1 yards per carry ranked fourth among all freshmen nationally and t-29th in the nation overall in 2018.

• Mason's 50.7 rushing yards per game ranked 23rd nationally among freshmen in '18.

• Howard put together one of the best all-around performances of his career last Saturday at Duke, finishing with 31 yards on two receptions (including a 19-yard touchdown catch on Georgia Tech's opening drive), 16 yards on four rushes, three special teams tackles and a blocked punt.

• Howard ran for a season-high 31 yards on just three carries (10.3 avg.) the previous Saturday vs. North Carolina (Oct. 5). The 10.3 yards-per-rush average was the second-highest of his career (career high: 13.7 in his collegiate debut vs. Jacksonville State, Sept. 9, 2017).

• Howard caught two passes for 57 yards, including a 54-yarder that set up a Georgia Tech touchdown, in the season opener at Clemson (Aug. 29). The two receptions, 57 receiving yards and 54-yard catch were all career highs for the junior.

**JERRY HOWARD JR. - GAME-BY-GAME**

2017	Rush	Yds.	TD	Rec.	Yds.	TD	All-Purp.
Tennessee	--	--	--	--	--	--	--
Jax State	6	82	1	0	0	0	82
Pitt	3	19	0	0	0	0	19
UNC	5	34	0	0	0	0	34
Miami	--	--	--	--	--	--	--
WF	3	14	1	0	0	0	14
Clemson	3	19	0	1	15	0	34
UVA	2	7	0	0	0	0	7
VT	0	0	0	0	0	0	0
Duke	1	0	0	0	0	0	36
UGA	0	0	0	0	0	0	28
<b>2017 Total</b>	<b>23</b>	<b>175</b>	<b>2</b>	<b>1</b>	<b>15</b>	<b>0</b>	<b>254</b>
2018	Rush	Yds.	TD	Rec.	Yds.	TD	All-Purp.
Alcorn St.	3	7	0	0	0	0	7
USF	1	1	0	0	0	0	1
Pitt	8	82	0	0	0	0	82
Clemson	10	18	0	0	0	0	18
Bowling Green	6	29	1	0	0	0	29
Louisville	8	58	1	0	0	0	58
Duke	12	62	1	1	16	0	78
Virginia Tech	12	76	1	0	0	0	76
North Carolina	10	90	0	1	18	0	108
Miami (Fla.)	12	56	0	0	0	0	56
Virginia	11	43	1	0	0	0	43
Georgia	12	39	0	1	15	0	54
Minnesota	2	3	0	1	1	0	4
<b>2018 Total</b>	<b>107</b>	<b>454</b>	<b>5</b>	<b>4</b>	<b>50</b>	<b>0</b>	<b>614</b>
<b>Career</b>	<b>130</b>	<b>739</b>	<b>7</b>	<b>5</b>	<b>65</b>	<b>0</b>	<b>868</b>
2019	Rush	Yds.	TD	Rec.	Yds.	TD	All-Purp.
Clemson	4	15	0	2	57	0	72
USF	1	1	0	1	-1	0	0
The Citadel	2	12	0	0	0	0	12
Temple	1	4	0	0	0	0	4
North Carolina	3	31	0	0	0	0	31
Duke	4	16	0	2	31	1	56
<b>2019 Total</b>	<b>15</b>	<b>79</b>	<b>0</b>	<b>5</b>	<b>87</b>	<b>1</b>	<b>175</b>
<b>Career</b>	<b>156</b>	<b>881</b>	<b>0</b>	<b>13</b>	<b>208</b>	<b>1</b>	<b>1,162</b>

• Freshmen **Dontae Smith** and **Jamious Griffin** saw the most extensive action of their young careers on Sept. 28 at Temple.

• Smith, a redshirt freshman who had one career carry for minus-two yards going into the game at Temple, rushed seven times for 35 yards against TU.

• Griffin, a true freshman who had two career carries for one yard going into the Temple game, rushed six times for 20 yards against the Owls.

• Smith ran for 32 yards on just two carries (including a career-long 25-yarder) last Saturday at Duke.

**OFFENSE**

**WIDE RECEIVERS**

- Georgia Tech's wide receivers corps took a hit prior to Game Five vs. North Carolina (Oct. 5) when senior **Jalen Camp** underwent season-ending surgery.
- After going without a reception over the first two games of the season, Camp had broken out with seven receptions for 134 yards over his final two games of the season — three catches for 71 yards and a touchdown against The Citadel (Sept. 14) and four catches for 64 yards at Temple (Sept. 28).
- Camp's season came to a close with 134 receiving yards (first on team through four games) on seven receptions (t-2nd), good for a 19.1-yards-per-catch average (1st). His one touchdown catch was also tied for the team lead through four contests.
- Camp's four receptions at Temple (Sept. 28) were a career high (prev.: vs. The Citadel, Sept. 14 and vs. Minnesota, 2018 Quick Lane Bowl).
- Camp's 71 yards against The Citadel (Sept. 14) set a new career high (prev.: 70 vs. Minnesota, 2018 Quick Lane Bowl).
- Camp's touchdown against The Citadel, a 33-yarder from QB **Lucas Johnson**, was the first touchdown reception of his career.
- Sophomore **Malachi Carter** leads Georgia Tech with 11 receptions (101 yards) this season.
- Carter hauled in his first touchdown catch of the season (second of his career) with a 28-yard touchdown reception from QB **James Graham** last Saturday vs. North Carolina.
- True freshman **Ahmarean Brown** leads the team in receiving yards (200), yards per reception (22.2 and touchdown catches (2) this season. He ranks second on the squad with nine receptions.
- Last Saturday at Duke, Brown hauled in a 40-yard reception late in the first half that set up an 8-yard touchdown run by Graham one play later. It was Brown's second catch of at least 40 yards this season (he had a 42-yard reception at Temple on Sept. 28).
- Against North Carolina (Oct. 5), Brown hauled in his second touchdown reception of the season, a 32-yarder from Graham.
- On Sept. 28 at Temple, Brown set career highs with three receptions for 64 yards, including the career-long 42-yard gain.
- Brown's first-career reception was a 28-yard touchdown catch from Graham in the fourth quarter of the season opener at Clemson (Aug. 29). With the touchdown catch, Brown became the first true freshman receiver at Georgia Tech to haul in a touchdown in his first-career game since Kerry Watkins caught a 6-yard TD pass from Joe Hamilton in the 1999 season opener at Navy (Sept. 4, 1999).
- Following Camp's season-ending injury, r-So. **Adonias Sanders** has started each of the past two games (Oct. 5 vs. North Carolina and Oct. 12 at Duke).
- In two games since moving into the starting lineup, Sanders has amassed six receptions for 136 yards (three catches for 67 yards vs. UNC, three catches for 69 yards vs. Duke). He has led Georgia Tech in receiving yardage in both games.

- Prior to catching six passes for 136 yards over the past two games, Sanders had just three receptions for 25 yards in his entire career (all this season).
- Despite only seeing significant playing time the past two games, Sanders ranks second on the team with 161 receiving yards and is tied for second on the squad with nine receptions.
- Entering this season, Georgia Tech returned only three wide receivers that caught a pass in 2018 — Camp (who is out for the season), Carter and junior **Stephen Dolphus**, who has not played this season due to injury.
- The trio of Camp, Carter and Dolphus had combined for just 16 receptions for 330 yards and one touchdown in the careers coming into 2019.

**TIGHT ENDS**

- Georgia Tech's game experience at wide receiver looks deep compared to the tight end position.
- The Yellow Jackets have reintroduced the tight end position to their offense for the first time since 2007, as former head coach Paul Johnson's double-slot option-based offense did not utilize tight ends.
- The only tight end on Georgia Tech's roster that had any collegiate game experience at the position coming into the season is **Tyler Davis**, a graduate transfer from UConn.
- With a 7-yard reception in the fourth quarter of the season opener at Clemson (Aug. 29), Davis became the first Georgia Tech tight end to catch a pass in a game since Collin Peek's 4-yard catch in the third quarter vs. Georgia on Nov. 24, 2007.
- Davis hauled in a two-point conversion pass versus North Carolina (Oct. 5), becoming the first Georgia Tech tight end to score in a game since Peek hauled in a 17-yard touchdown pass against Georgia in '07.
- Davis led all Georgia Tech pass-catchers with a season-high four receptions for 29 yards last Saturday at Duke.
- Davis, a converted quarterback, caught 47 passes for 500 yards and seven touchdowns in three seasons at UConn, including 22 receptions for 237 yards and six scores in 2018.
- Davis is on the official watch list for the 2019 Mackey Award, presented annually to college football's top tight end.

**OFFENSIVE LINE**

- Considered the position making the most radical transition in playing style as Georgia Tech transforms to a spread, pro-style offense this season, the Yellow Jackets' offensive line has been decimated by injuries this season.
- Seniors **Jahaziel Lee** (LT) and **Kenny Cooper** (C) have both been lost for the season due to injuries after appearing in just three and four games, respectively.
- Tech's most experienced linemen, Cooper and Lee have combined to start 43 collegiate starts (23 for Cooper, 20 for Lee) while the rest of the offensive linemen on Tech's roster have combined for 51 career starts.

**GEORGIA TECH OFFENSIVE LINE START CHART**

	Career Games	Career Starts	2019 Starts	Consec. Starts
*C/RG Kenny Cooper	31	23	4	11
*LT/C Jahaziel Lee	35	20	2	—
LT/RT Zach Quinney	19	18	6	18
RG Connor Hansen	22	12	3	3
^RG/LT Jared Southers	33	12	6	6
RT/LG Jack DeFoor	14	5	5	4
LG Mikey Minihan	4	2	2	—
C William Lay III	4	2	2	2
<b>TOTALS</b>	<b>162</b>	<b>94</b>		

\* out for the season due to injury  
 ^ includes 27 games and 6 starts at Vanderbilt

- Additionally, Georgia Tech has been without the services of So. **Mikey Minihan** (the starting left guard for the first two games of the season) for the past four games.
- The Yellow Jackets were also without right guard **Connor Hansen** for the majority of spring practice, all of fall camp and the first three games of the season before the junior made his 2019 debut at Temple (Sept. 28).
- Due to the rash of injuries across the offensive front, three walk-on offensive linemen have seen significant action over the past four games, highlighted by r-So. **William Lay III**, who played the majority of the snaps at center against USF (Sept. 7) and Temple (Sept. 28) before making his first two collegiate starts in place of Cooper vs. North Carolina (Oct. 5) and Duke (last Saturday).
- R-So. **Hamp Gibbs** also played significant snaps at right guard against The Citadel (Sept. 14), and r-Jr. **Chet Lagod** saw significant action at Temple (Sept. 28).
- Cooper was on the official preseason watch list for the Rimington Trophy, awarded annually to college football's top center.

**DEFENSE**
**TEAM**

• Dubbed the "Minister of Mayhem," Georgia Tech head coach **Geoff Collins** has been known for putting together some of college football's top defenses over the past eight seasons — first as defensive coordinator at Mississippi State (2011-14) and Florida (2015-16), then as head coach at Temple (2017-18).

- Over the past eight seasons, Collins' defenses have:
  - ranked in top 20 nationally in total defense three times (twice in top 8)
  - ranked in top 25 in scoring defense four times (twice in top 12)
  - ranked in top 30 in passing defense five times (twice in top 13)
  - ranked in top 45 in pass efficiency defense seven times (four times in top 22)
  - ranked in top 35 in turnovers gained five times (twice in top 6)
  - ranked in top 15 in interceptions four times (twice in top 10)
  - ranked in top 25 in sacks four times (twice in top 15)

• In its first season under Collins and defensive coordinator **Andrew Thacker**, Georgia Tech ranks second in the ACC and 22nd nationally in pass defense, allowing just 183.2 yards per game through the air.

• Only two teams have thrown for more than 200 yards against the Yellow Jackets this season — Clemson (221 yds. - Aug. 29) and North Carolina (376 yds. - Oct. 5).

• Excluding two outliers on either end of the spectrum (North Carolina - 376 yds. and The Citadel - 30 yds.), Georgia Tech is allowing just 173.3 passing yards per game, which would rank 14th nationally.

• The Yellow Jackets also rank fifth in the ACC and 38th nationally in red zone defense, as their opponents have come away with points on just 22-of-28 trips inside the Jackets' 20 yard line (.786).

• Living up to Collins' "Minister of Mayhem" moniker, Georgia Tech has also seen a significant uptick in negative plays through six games this season.

• The Yellow Jackets have recorded 32 tackles for loss through six games this season (5.3 per game). Last season, the Jackets ranked 125th out of 129 NCAA Division I FBS teams with 4.2 tackles for loss per game. They did not record their 32nd TFL of last season until the eighth game of the year.

• In addition to the 32 tackles for loss, Georgia Tech has also registered nine sacks through the first five games of this season, marking the first time since 2010 that the Yellow Jackets have had at least 29 TFL and nine sacks through the first six contests of the campaign.

• After surrendering 31 points and 268 yards of offense in the first half of last Saturday's game at Duke, Georgia Tech's defense surrendered just three points and 105 yards in the second half of the contest.

• The previous Saturday versus North Carolina (Oct. 5), Georgia Tech limited UNC to 5.9 yards per play on first and second downs but allowed 6.6 yards per play on third and fourth downs, as UNC converted 12-of-20 third and fourth downs. The third- and fourth-down conversions played a big part in UNC running 97 plays, 44 more than the Yellow Jackets' 53 (the teams' yards per play were even at 6.1).

• On Sept. 28, Georgia Tech limited Temple to just 322 yards of total offense, nearly 150 yards less than the Owls' season average of 470.3 yards per game going into the contest.

• The Yellow Jackets also surrendered just 127 yards on 9-of-22 passing against Temple. The Owls ranked ninth nationally with 347.3 passing yards per game going into the contest.

• A year after surrendering 426 yards in a 49-38 loss to USF, Georgia Tech's defense limited USF to just 261 yards and 10 points in a 14-10 win on Sept. 7.

• USF's 10 points were the fewest that Georgia Tech has surrendered to an NCAA Division I FBS opponent since a 33-7 win over North Carolina on Sept. 30, 2017.

• USF's 261 yards of total offense were the fewest that Georgia Tech surrendered against an FBS opponent since it allowed 258 yards in a 28-22 win over Virginia Tech on Nov. 11, 2017.

• Outside of a handful of big plays, Georgia Tech more than held its own against Clemson's high-powered offense in the season opener (Aug. 29). Clemson gained 15 or more yards nine times, amassing 320 yards in those nine plays. In Clemson's remaining 70 offensive snaps, Georgia Tech limited the Tigers to 312 yards, an average of just 4.45 yards per play.

• Yellow Jackets that record takeaways have the opportunity to sign the "Get The Ball Board" on Georgia Tech's sideline. Introduced by head coach **Geoff Collins** when he was the defensive coordinator at Western Carolina in 2002, the "Get The Ball Board" has evolved from players simply adorning the board with their signatures to signing with their social media handles.

**#GETTHEBALL — 2019 GEORGIA TECH TAKEAWAYS**

Player (Social Media Handle)	Type	Opp.
1. Justice Dingle (@justicedingle21)	FR	CLEM
2. Tre Swilling (@TreSwilling)	INT	CLEM
3. Kaleb Oliver (@_K2Tha_0)	INT	CLEM
4. David Curry (@D_Curry_22)	FR	USF
5. T.K. Chimedza (@_TKC11)	FR	USF
6. David Curry (@D_Curry_22)	INT	CIT
7. Kaleb Oliver (@_K2Tha_0)	INT	TEM
8. Antwan Owens (@TheAntwanOwens)	INT	UNC

**INDIVIDUAL**

• The mayhem being created by Georgia Tech's defense is reflected by the number of Yellow Jackets ranked among the nation's top 45 in various individual statistical categories.

**GT DEFENDERS — NATIONAL/ACC RANKS, 2019**

Category/Player	No.	FBS Rank	ACC Rank
<b>Forced Fumbles</b>			
So. LB Charlie Thomas	.33 pg	t-21st	t-3rd
<b>Tackles for Loss</b>			
So. LB Charlie Thomas	1.3 pg	t-30th	t-3rd
<b>Interceptions</b>			
So. DB Kaleb Oliver	2	t-30th	t-5th
<b>Total Tackles</b>			
Jr. LB David Curry	8.3 pg	t-57th	t-6th
<b>Fumbles Recovered</b>			
r-Fr. DL T.K. Chimedza	1	t-44th	t-1st
Jr. LB David Curry	1	t-44th	t-1st
r-Fr. DL Justice Dingle	1	t-44th	t-1st

• Making So. DB **Kaleb Oliver's** team-leading two interceptions even more impressive is the fact that they came against two of the nation's top quarterbacks in Clemson's Trevor Lawrence (Aug. 29) and Temple's Anthony Russo (Sept. 28).

• Last Saturday at Duke, five different Yellow Jackets set career highs for tackles — So. LB **Quez Jackson** (9 - prev. career high: 7 vs. The Citadel, Sept. 14), So. DL **Kelton Dawson** (6 - prev.: 5, 2x, last vs. North Carolina, Oct. 5), Fr. LB **Demetrius Knight III** (6 - prev.: 1, 3x, last vs. UNC, Oct. 5), walk-on Jr. DL **Djimon Brooks** (5 - prev.: 2, 2x, last vs. The Citadel, Sept. 14) and Fr. DL **Sylvain Yondjoun** (4 - prev.: 1 vs. Temple, Sept. 28).

• Linebackers **David Curry** and **Charlie Thomas** lead Georgia Tech in tackles this season with 50 and 40, respectively.

• Curry (50) and Thomas (40) are the first pair of Georgia Tech teammates to each have 40 or more tackles through six games since P.J. Davis (43) and Quayshawn Nealy (40) in 2014.

**MOST TOTAL TACKLES — GEORGIA TECH THROUGH SIX GAMES, SINCE 2005**

Player	UT-AT	Total Tackles	Year
1. Julian Burnett	29-29	58	2011
2. <b>David Curry</b>	<b>24-26</b>	<b>50</b>	<b>2019</b>
3. Isaiah Johnson	28-18	46	2012
4. Gerris Wilkinson	21-23	44	2005
5. P.J. Davis	35-8	43	2014
6. Kamichael Hall	28-14	42	2006
7. Phillip Wheeler	27-14	41	2006
8. <b>Charlie Thomas</b>	<b>29-11</b>	<b>40</b>	<b>2019</b>
P.J. Davis	29-11	40	2015
Quayshawn Nealy	31-9	40	2014

• Curry registered a career-high 16 tackles vs. North Carolina (Oct. 5), which is tied for the most tackles by a Yellow Jacket in a single game since Morgan Burnett made 16 stops against Georgia on Nov. 28, 2009.

• Curry's 16 tackles against UNC gives him 30 stops in the Yellow Jackets' last two home games. He had 14 stops against The Citadel (Sept. 14).

**MOST TOTAL TACKLES — GT SINGLE GAME, SINCE 2005**

Player	Tackles	Opponent	Year
1. <b>David Curry</b>	<b>16</b>	<b>North Carolina</b>	<b>2019</b>
Morgan Burnett	16	Georgia	2009
2. Jemea Thomas	15	Ole Miss	2013*
Jemea Thomas	15	Virginia	2013
4. <b>David Curry</b>	<b>14</b>	<b>The Citadel</b>	<b>2019</b>
Isaiah Johnson	14	Pittsburgh	2014
Paul Davis	14	North Carolina	2014
Isaiah Johnson	14	Clemson	2012
Morgan Burnett	14	Louisiana State	2008
Gerris Wilkinson	14	North Carolina	2005

\* 2013 Music City Bowl

• Curry is one of only four NCAA Division I FBS student-athletes and the only player from a Power Five conference with at least 50 tackles, one interception and one fumble recovery this season.

**50 TT, 1 INT, 1 FR CLUB — NCAA DIVISION I FBS**

Player, Team	Yr.	TT	INT	FR
1. Drake Spears, Western Michigan*	Sr.	56	2	1
2. Reed Blankenship, MTSU	Jr.	52	2	1
3. <b>David Curry, Georgia Tech</b>	<b>Jr.</b>	<b>50</b>	<b>1</b>	<b>1</b>
4. Carlton Martial, Troy^	So.	50	1	1

\* Through seven games (all others have played only six games)

^ Through just five games played

• Curry turned in one of the most impressive performances in recent memory by a collegiate defender when he recorded a sack and an interception to go along with his then-career-high 14 tackles against The Citadel.



**DEFENSE**

• Curry's performance against The Citadel marked only the 13th time since 2015 that an NCAA Division I FBS student-athlete recorded at least 14 tackles, a sack and an interception in a game. Michigan State's Joe Bachie is the only other FBS player to accomplish the feat this season (Sept. 21 vs. Northwestern).

• Thomas is one of only five Power Five conference student-athletes with at least 40 tackles, 8.0 tackles for loss and 2.0 sacks this season.

• Of the seven Power Five conference players with at least 40 tackles, 8.0 TFL and 2.0 sacks this season, Thomas is one of six that has accomplished the feat in six games.

• Thomas is the only sophomore on the exclusive list.

**40 TT, 8 TFL, 2 SACKS CLUB — POWER FIVE**

Player, Team	Yr.	Tackles	TFL	Sacks
1. Jordyn Brooks, Texas Tech	Sr.	68	11.5	3.0
2. Joe Bachie, Michigan St.*	Sr.	65	8.5	3.5
3. Clay Johnston, Baylor	Sr.	58	8.0	2.5
4. Garret Wallow, TCU	Jr.	55	10.0	2.5
5. Rayshard Ashby, Virginia Tech	Jr.	54	8.0	2.5
6. Isaiah Simmons, Clemson	Jr.	51	8.0	4.0
<b>7. Charlie Thomas, Georgia Tech</b>	<b>So.</b>	<b>34</b>	<b>7.0</b>	<b>2.0</b>

\* Through seven games (all others have played only six games)

• Thomas was responsible for Georgia Tech's lone points at Temple (Sept. 28) when he teamed up with Jr. DL **Antwan Owens** to tackle TU RB Re'Mahn Davis in the end zone for a safety.

• Thomas stuffed the stat sheet with nine tackles, two tackles for loss, two sacks and a forced fumble (all career highs) against USF (Sept. 7).

• With his performance against USF, Thomas became the first Yellow Jacket with at least nine tackles and two sacks in a game since Jeremiah Attaochu accomplished the feat against Florida State in the 2012 ACC Championship Game (Dec. 1, 2012).

• For his efforts against USF, Thomas was named ACC Linebacker of the Week.

• As a true freshman last season, Thomas' three fumble recoveries last season were the most by a Yellow Jacket since Quayshawn Nealy in 2014 (3).

• Thomas became only the third Yellow Jacket in the past decade with as many as three fumble recoveries in a season (Jerrard Terrant – 3, 2010; Nealy – 3, 2014).

• Thomas tied a single-game school record by recovering two fumbles in the Yellow Jackets' 66-31 win at Louisville on Oct. 5 of last season (both of which led to Georgia Tech touchdowns). He is the 18th Yellow Jacket to recover two fumbles in a game.

**MOST FUMBLE RECOVERIES — GT SINGLE-GAME HISTORY**

Player	FR	Opponent	Year
<b>1. Charlie Thomas</b>	<b>2</b>	<b>Louisville</b>	<b>2018</b>
Quayshawn Nealy	2	Pittsburgh	2014
Joe Anoa'i	2	Tulsa	2003
Daryl Smith	2	Navy	2000
Jermaine Miles	2	UCF	1995
Ronald Rogers	2	Maryland	1994
Gary Brown	2	Clemson	1993
Willis Crocket	2	VMI	1988
Cedric Stallworth	2	Virginia	1986
Dante Jones	2	Tennessee	1984
Anthony Harrison	2	Tennessee	1983
Seven more tied	2	Pre-ACC era	

• Entering this season, Georgia Tech returned just three starters from last year's defense — Curry, Carpenter and sophomore cornerback **Tre Swilling**.

• Ten different defensive players have made their first-career starts this season — r-Fr. **T.K. Chimedza**, r-So. **Kelton Dawson**, Sr. DT **Brentavious Glanton**, Jr. DE **Jaquan Henderson**, Jr. DT **Chris Martin**, So. NB **Kaleb Oliver**, Jr. DE **Antwan Owens**, r-So. **Avery Showell**, So. S **Juanyeh Thomas** and r-Fr. CB **Zamari Walton**.

• Highlighting Collins' "Above The Line" philosophy (in which Georgia Tech doesn't set a depth chart but rather lists players who are ready to contribute on gameday as "Above The Line"), Georgia Tech set the tone by having 28 different Yellow Jackets were on the field for 10 or more plays on defense in the season opener at Clemson (Aug. 29).

**HONORING BRANDON ADAMS**

**Dec. 22, 1997-March 23, 2019**

• In honor of teammate **Brandon Adams**, a would-be senior defensive lineman who died on March 23, Georgia Tech head coach **Geoff Collins** has announced that a different Yellow Jacket will wear Adams' jersey number 90 for each game this season.

• Junior DL **Chris Martin** wore the No. 90 for the Yellow Jackets' season opener vs. Clemson on Aug. 29. Martin, who normally wears No. 96, was Adams' best friend on the team and has dedicated the rest of his football playing career in Adams' memory.



**JERSEY NO. 90**

Game 1 vs. Clemson .....	Jr. DL Chris Martin
Game 2 vs. USF .....	Sr. TE Tyler Cooksey
Game 3 vs. The Citadel .....	Sr. RB Nathan Cottrell
Game 4 at Temple.....	Sr. WR Omahri Jarrett
Game 5 vs. North Carolina.....	So. DL Kelton Dawson
Game 6 at Duke.....	Sr. TE Tyler Davis

**SPECIALISTS**

• Two of Georgia Tech's three postseason honorees in 2018 earned the recognition on special teams — So. P **Pressley Harvin III** and Fr. KR **Juanyeh Thomas**.

• Through the first six games of his junior campaign, Harvin has punted 36 times for a 43.5-yard average, an average that has been somewhat limited due to a number of opportunities to pin opponents deep inside their territory.

• Most impressively, 11 of Harvin's 36 punts have been downed inside the 20-yard line and five have been downed inside the 10-yard line. Harvin's 11 punts downed inside the 20 rank third in the ACC.

• Eleven of Harvin's 36 punts this season have traveled 50 yards or more. He has had at least one punt travel 50 yards or more in every game this season.

• Four of Harvin's five punts at Duke last Saturday traveled at least 50 yards.

• Harvin averaged a whopping 51.4 yards per punt against Duke, by far his highest average of the season (prev.: 43.3 at Temple, Sept. 28).

• Harvin had a pair of season-long 55-yard punts vs. USF (Sept. 7).

• One of the nation's least-utilized weapons a season ago, Harvin would've led the ACC and ranked 16th nationally through the 2018 regular season with a 44.3-yard punting average (*he did not qualify for official NCAA/ACC statistical rankings because he fell far short of the minimum 3.6 attempts per game*).

• Harvin III's season average fell to 41.3 yards per punt after he uncharacteristically punted four times for 75 yards (18.8 avg.) in the Quick Lane Bowl vs. Minnesota.

• Harvin III averaged a whopping 47.7 yards per punt in six home games but just 34.6 yards per punt in six games away from home in 2018.

• As a true freshman in 2017, Harvin III set a Georgia Tech freshman record by averaging 44.1 yards per punt.

• Despite the limited opportunities, Harvin was named second-team all-ACC as a sophomore in 2018.

• Thomas earned true freshman all-America recognition in 2018 on the strength of returning two kickoffs for touchdowns this season, with both coming in the final two games of the regular season — a 77-yard return vs. Virginia (Nov. 17) and a 100-yarder at No. 5 Georgia (Nov. 24).

• With his two kickoff returns for touchdowns last season, Thomas set or matched five school records.

**JUANYEH THOMAS SCHOOL RECORDS**

1) His 100-yard kickoff return vs. Georgia is tied for the longest in school history. Thomas became the fourth Yellow Jacket to achieve the feat, joining Drew Hill (vs. Georgia, 1978) Dez White (vs. Maryland, 1998) and Jamal Golden (vs. North Carolina, 2012).

2) He is the third player in school history with two kickoff returns for touchdowns in a single season, joining Hill (1978) and Golden (2012).

3) He is the first Georgia Tech freshman with two kickoff returns for touchdowns and one of only two Tech freshmen with even one kickoff return for a TD (joining White, 1997).

4) He is the fifth player in school history with two kickoff returns for touchdowns in a career, joining Hill (1975-78), Gary Lee (1983-86), White (1997-99) and Golden (2011-15).

5) He is the only player in school history to return kickoffs for touchdowns in consecutive games.

• Despite Thomas' return prowess, it is Georgia Tech sophomore quarterback **Tobias Oliver** that is stealing the spotlight as a kick returner this season, ranking fourth in the ACC and 23rd nationally with a 25.4-yard average (eight returns for 203 yards).

• At 25.4 yards per return, Oliver is on pace for the seventh-best single-season kickoff return average in Georgia Tech history.

**GEORGIA TECH KICKOFF RETURN AVERAGE — SINGLE SEASON (MIN. 10 RETURNS)**

	Player	Year	Avg.
1.	Drew Hill	1978	30.0
2.	Kevin Tisdell	1990	29.5
3.	Jamal Golden	2012	28.3
4.	Drew Hill	1976	26.4
5.	Dez White	1998	26.2
6.	Derrick Steagall	1993	25.8
—	<b>Tobias Oliver</b>	<b>2019</b>	<b>25.4</b>

• Oliver is one of only seven FBS student-athletes that has two kickoff returns of at least 40 yards this season.

• Oliver is the only FBS QB this decade (2010-pres.) who has a kickoff return of at least 30 yards.

• For the first time in his career, sophomore **Wesley Wells** missed a kick attempt when his lone PAT attempt against The Citadel (Sept. 14) was no good. Wells had been a perfect 50-for-50 in his career on place-kick attempts (41-of-41 PATs, 9-of-9 field goals) before the miss against The Citadel.

• Georgia Tech has blocked 20 kicks since the beginning of the 2013 season, which is tied for the 10th-most by an NCAA Division I FBS team during that span.

• Georgia Tech got its first blocked kick of the season and its first blocked punt in nearly three years when Jerry Howard Jr. blocked a punt last Saturday at Duke.

• Howard's blocked punt was the first of his career and the first by a Yellow Jacket since Antonio Simmons blocked a punt against Kentucky in the 2016 TaxSlayer Bowl (Dec. 31, 2016).

• The nation's most blocked kicks over the past seven seasons belong to Temple (26). Six of those came the last two seasons (2017-18), when current Georgia Tech head coach **Geoff Collins** was at the helm of the Owls. Temple blocked five kicks in 2018 alone, which was good for a tie for fifth nationally.

**MOST BLOCKED KICKS SINCE 2013 (FBS)**

Temple	26
Oklahoma State	24
Southern California	24
BYU	23
Air Force	23
Texas A&M	23
Northern Illinois	23
North Texas	21
Rutgers	21
<b>GEORGIA TECH</b>	<b>20</b>
Arkansas State	20
Indiana	19
Virginia Tech	18

**2019 HONORS AND AWARDS**
**ACC Linebacker of the Week**

So. LB Charlie Thomas (Sept. 7 vs. USF)

**Doak Walker Award Watch List** (running back)

So. RB Jordan Mason

Jr. RB Jerry Howard Jr.

**Mackey Award Watch List** (tight end)

Sr. TE Tyler Davis

**Rimington Trophy Watch List** (Center)

Sr. C Kenny Cooper

**Ray Guy Award Watch List** (punter)

Jr. P Pressley Harvin III

**Allstate AFCA Good Works Team** (community service)

Sr. OL/DL Jahaziel Lee

**Wuerffel Trophy Nominee** (community service)

Sr. OL/DL Jahaziel Lee

**Senior Bowl Watch List**

Sr. TE Tyler Davis

Sr. OL Jared Southers



**MISCELLANEOUS**

• New head coach **Geoff Collins** inherited one of college football's youngest teams when he took the reins at Georgia Tech.

• Georgia Tech's 2019 roster includes just 11 seniors (third-fewest in NCAA Division I FBS) and a total of 55 freshmen (28 true, 27 redshirt — 12th-most in NCAA Division I FBS).

**FEWEST SENIORS IN 2019 — NCAA DIVISION I FBS**

1. Texas A&M	6
2. Coastal Carolina	10
<b>3. GEORGIA TECH</b>	<b>11</b>
4. Rice	12

**MOST FRESHMEN IN 2019 — NCAA DIVISION I FBS**

1. Nebraska	78
2. Oklahoma State	72
3. UCLA	64
4. Virginia	63
Virginia Tech	63
6. Coastal Carolina	62
Iowa	62
8. Kansas State	60
SMU	60
10. Alabama	57
11. Texas	56
<b>12. GEORGIA TECH</b>	<b>55</b>

• Of the 11 seniors on Georgia Tech's roster, three of the most significant contributors — OL **Kenny Cooper** and **Jahaziel Lee** and WR **Jalen Camp** — are out for the remainder of the season due to injury.

• With Lee and Cooper out of the lineup, there are only three seniors remaining on Georgia Tech's roster that have started games this season: TE **Tyler Davis** and OL **Jared Southers** (graduate transfers from UConn and Vanderbilt, respectively) and DL **Brentavious Glanton**.

• Since Camp and Cooper underwent season-ending surgeries prior to the North Carolina game (Oct. 5), 72 and 71 percent of Georgia Tech's total snaps vs. UNC and Duke (Oct. 12), respectively, have been played by freshmen and sophomores.

• Twenty-three total freshmen, including 11 true freshmen, have seen action for the Yellow Jackets this season.

• Despite its youth, Georgia Tech has one of the nation's most disciplined teams this season, ranking fifth nationally in fewest penalties per game (4.17) and seventh nationally in fewest penalty yards per game (38.00).

**2019 FEWEST PENALTIES PER GAME — NCAA DIVISION I FBS**

1. Rice	3.00
Air Force	3.00
3. Iowa State	4.00
Wake Forest	4.00
<b>5. GEORGIA TECH</b>	<b>4.17</b>
Iowa	4.17
Wisconsin	4.17
UNLV	4.17
9. FIU	4.33
10. Minnesota	4.50

**2019 FEWEST PENALTY YARDS PER GAME — NCAA DIVISION I FBS**

1. Rice	24.50
Air Force	26.33
3. Iowa	28.17
4. Wake Forest	32.83
5. Iowa State	34.33
6. Boston College	37.00
<b>7. GEORGIA TECH</b>	<b>38.00</b>
8. UNLV	28.67
9. Wisconsin	39.83
10. Fresno State	40.20

• Since the beginning of the 2016 season, Georgia Tech has played games in seven different National Football League stadiums (Mercedes-Benz Stadium - Atlanta, Ford Field - Detroit, TIAA Bank Field - Jacksonville, Hard Rock Stadium - Miami, Lincoln Financial Field - Philadelphia, Heinz Field - Pittsburgh and Raymond James Stadium - Tampa Bay), which is the most NFL stadiums that any college football team has played in during that span.

**MOST NFL STADIUMS PLAYED IN BY COLLEGE FOOTBALL TEAMS (SINCE 2016)**

**7 — GEORGIA TECH** — Atlanta, Detroit, Jacksonville, Miami, Philadelphia, Pittsburgh, Tampa Bay

**6 — Alabama** — Atlanta, Dallas, Miami, New Orleans, San Francisco, Tampa Bay,

**6 — BYU** — Arizona, New England, New Orleans, San Diego, Tampa Bay, Washington

**6 — Clemson** — Arizona, Carolina, Dallas, New Orleans, San Francisco, Tampa Bay

**5 — Notre Dame** — Dallas, Jacksonville, Los Angeles (Rams), Miami, New York

**5 — Wisconsin** — Dallas, Green Bay, Indianapolis, Miami, Tampa Bay

**4 — Auburn** — Atlanta, Dallas, New Orleans, Tennessee

**4 — Florida** — Atlanta, Dallas, Jacksonville, Tampa Bay

**4 — Mississippi State** — Jacksonville, New England, New Orleans, Tampa Bay

**4 — Navy** — Baltimore, Jacksonville, Philadelphia, Tampa Bay

**GEORGIA TECH COACHES ON GAMEDAY**

**ON THE FIELD**

**Head Coach:**

Geoff Collins — First season (Western Carolina, 1994)

**Asst. Head Coach/Run Game Coordinator/Offensive Line:**

Brent Key — First season (Georgia Tech, 2001)

**Defensive Coordinator/Linebackers:**

Andrew Thacker — First season (Furman, 2007)

**Running Backs:**

Tashard Choice — First season (Georgia Tech, 2007)

**Defensive Ends/Outside Linebackers:**

Marco Coleman — First season (Flagler, 2015)

**Wide Receivers:**

Kerry Dixon — First season (Hampton, 2004)

**Defensive Line:**

Larry Knight — First season (Central Michigan, 2010)

**Cornerbacks/Defensive Special Teams Coordinator:**

Jeff Popovich — First season (Miami (Fla.), 2000)

**IN THE BOOTH**

**Offensive Coordinator/Quarterbacks:**

Dave Patenaude — First season (Central Connecticut State, 1990)

**Co-Defensive Coordinator/Safeties:**

Nathan Burtn — First season (Georgia Tech, 2005)

**Tight Ends/Tackles/Offensive Special Teams Coordinator:**

Chris Wiesehan — First season (Wabash, 1994)

**GEORGIA TECH ALL-TIME vs. AP TOP 25**

	ALL	H	A	N	BOWL
Top 25	92-173-6	49-76-4	26-84-2	17-13	16-8
vs. ACC	29-50	18-20	10-23	1-2	0-0
vs. No. 1	2-8-1	1-2-1	1-6	0-0	0-0
vs. No. 2	0-10-1	0-5-1	0-4	0-1	0-0
vs. No. 3	1-11	0-6	1-5	0-0	0-0
vs. No. 4	3-9	2-5	1-4	0-0	0-0
vs. No. 5	3-13	1-8	2-6	0-0	0-0
vs. No. 6	5-6	3-4	1-2	1-0	1-0
vs. No. 7	3-13	2-5	0-6	1-2	1-1
vs. No. 8	5-10	3-4	1-6	1-0	1-0
vs. No. 9	7-11	4-3	1-6	1-1	1-1
vs. No. 10	4-10	0-4	1-5	3-1	3-1
vs. No. 11	4-7	1-2	1-4	2-1	2-1
vs. No. 12	5-6	2-2	2-4	1-0	1-0
vs. No. 13	5-7	2-2	2-3	1-2	1-1
vs. No. 14	2-11	1-6	1-5	0-0	0-0
vs. No. 15	4-6-2	3-5-1	0-1-1	1-0	1-0
vs. No. 16	5-5-2	4-0-1	1-4-1	0-1	0-0
vs. No. 17	9-5	6-2	1-1	2-2	2-2
vs. No. 18	7-7	4-3	3-4	0-0	0-0
vs. No. 19	7-3	2-1	3-2	2-0	2-0
vs. No. 20	4-7	3-4	1-3	0-0	0-0
vs. No. 21	1-1	1-1	0-0	0-0	0-0
vs. No. 22	2-4	2-2	0-2	0-0	0-0
vs. No. 23	3-1	1-0	2-0	0-1	0-1
vs. No. 24	0-0	0-0	0-0	0-0	0-0
vs. No. 25	2-4*	1-2	0-1	1-1	0-0

\* Win vacated due to NCAA sanctions

**ASSOCIATED PRESS TOP 25 POLL (WEEK 8)**

Team (1st-place votes)	Record	Points	Prev.
1 Alabama (30)	6-0	1503	1
2 LSU (12)	6-0	1449	5
3 Clemson (11)	6-0	1427	2
4 Ohio State (9)	6-0	1404	3
5 Oklahoma	6-0	1333	6
6 Wisconsin	6-0	1245	8
7 Penn State	6-0	1129	10
8 Notre Dame	5-1	1042	9
9 Florida	6-1	1041	7
10 Georgia	5-1	995	3
11 Auburn	5-1	985	12
12 Oregon	5-1	906	13
13 Utah	5-1	729	15
14 Boise State	6-0	716	14
15 Texas	4-2	672	11
16 Michigan	5-1	648	16
17 Arizona State	5-1	524	18
18 Baylor	6-0	470	22
19 SMU	6-0	398	21
20 Minnesota	6-0	330	NR
21 Cincinnati	5-1	308	25
22 Missouri	5-1	233	NR
23 Iowa	4-2	210	17
24 Appalachian State	5-0	148	NR
25 Washington	5-2	107	NR

**USA TODAY COACHES TOP 25 POLL (WEEK 8)**

Team (1st-place votes)	Record	Points	Prev.
1 Alabama (44)	6-0	1601	1
2 Clemson (14)	6-0	1536	2
3 LSU (3)	6-0	1455	6
4 Ohio State (4)	6-0	1454	4
5 Oklahoma	6-0	1414	5
6 Wisconsin	6-0	1297	8
7 Penn State	6-0	1182	9
8 Notre Dame	5-1	1107	10
9 Florida	6-1	1057	7
10 Georgia	5-1	1049	3
11 Auburn	5-1	998	12
12 Oregon	5-1	955	13
13 Boise State	6-0	795	14
14 Utah	5-1	768	15
15 Texas	4-2	695	11
16 Michigan	5-1	674	16
17 Arizona State	5-1	504	24
18 Baylor	6-0	501	23
19 SMU	6-0	421	22
20 Minnesota	6-0	419	25
21 Cincinnati	5-1	298	NR
22 Iowa	4-2	230	18
23 Washington	5-2	149	NR
24 Appalachian State	5-0	140	NR
25 Temple	5-1	88	NR

Georgia Tech opponents in italics

# ABOVE THE LINE

Since he was first asked about depth charts and two-deeps, Georgia Tech head coach Geoff Collins has insisted that he doesn't believe in them. He coaches his student-athletes to be **ABOVE THE LINE (ATL)**. Those who are ATL are ready to play and can see game action, while others work to get to that level. In place of a traditional depth chart that often omits some student-athletes who see game action and lists others who seldom enter the game, Georgia Tech will list student-athletes who are above the line, in numerical order by position (student-athletes that started the previous game are printed in **bold**).

The ATL list is updated on Thursday of each game week. The list below reflects those who are ATL going into Game 7 vs. Miami.

OFFENSE (Spread Pro-Style)				DEFENSE (4-2-5 Effort Based)				SPECIALISTS						
<b>OFFENSIVE LINE</b>				<b>DEFENSIVE END</b>				<b>PLACE KICKER</b>						
<b>No.</b>	<b>Name</b>	<b>Ht.</b>	<b>Wt.</b>	<b>No.</b>	<b>Name</b>	<b>Ht.</b>	<b>Wt.</b>	<b>No.</b>	<b>Name</b>	<b>Ht.</b>	<b>Wt.</b>	<b>Class</b>	<b>Class</b>	<b>Class</b>
56	<b>Connor Hansen (RG)</b>	6-2	314	15	Chico Bennett Jr.	6-4	228	37	Brenton King	6-0	176	r-So.	r-So.	r-So.
57	Mikey Minihan	6-3	297	32	Sylvain Yondjouen	6-4	255	38	Wesley Wells	6-0	205	So.		
59	Scott Morgan	6-4	302	41	Jaquan Henderson	6-1	211							
61	Michael Maye	6-3	310	52	Justice Dingle	6-3	265							
63	Chet Lagod	6-0	282	<b>89</b>	<b>Antwan Owens</b>	6-4	275							
65	Austin Smith	6-5	295	<b>91</b>	<b>Kelton Dawson</b>	6-3	258							
68	Hamp Gibbs	6-3	293	<b>DEFENSIVE TACKLE</b>				<b>LONG SNAPPER</b>						
<b>70</b>	<b>Jared Southers (RT)</b>	6-5	310	<b>No.</b>	<b>Name</b>	<b>Ht.</b>	<b>Wt.</b>	<b>No.</b>	<b>Name</b>	<b>Ht.</b>	<b>Wt.</b>	<b>Class</b>	<b>Class</b>	<b>Class</b>
<b>73</b>	<b>Zach Quinney (LT)</b>	6-6	295	86	Djimon Brooks	6-1	300	52	Cade Long	5-11	220	r-Fr.	r-Fr.	r-Fr.
<b>78</b>	<b>Jack DeFoor (LG)</b>	6-5	305	92	Ja'Quon Griffin	6-0	276	66	Jack Coco	6-3	276	r-So.	r-So.	r-So.
<b>79</b>	<b>William Lay III (C)</b>	6-2	305	<b>93</b>	<b>T.K. Chimedza</b>	6-3	295	<b>RETURN SPECIALIST (KICKOFF AND PUNT)</b>						
<b>TIGHT END</b>				96	Chris Martin	6-1	285	<b>No.</b>	<b>Name</b>	<b>Ht.</b>	<b>Wt.</b>	<b>Class</b>	<b>Class</b>	<b>Class</b>
<b>No.</b>	<b>Name</b>	<b>Ht.</b>	<b>Wt.</b>	<b>97</b>	<b>Brentavious Glanton</b>	6-3	302	1	Juanyeh Thomas	6-3	216	So.	So.	So.
<b>9</b>	<b>Tyler Davis</b>	6-4	250	<b>LINEBACKER</b>				8	Tobias Oliver	6-2	190	r-So.	r-So.	r-So.
43	Tyler Cooksey	6-2	236	<b>No.</b>	<b>Name</b>	<b>Ht.</b>	<b>Wt.</b>	10	Ahmarean Brown	5-10	155	Fr.	Fr.	Fr.
80	Dylan Leonard	6-5	215	<b>6</b>	<b>David Curry</b>	6-2	230	26	Josh Blancato	5-10	180	r-So.	r-So.	r-So.
83	Dylan Deveney	6-6	256	12	Bruce Jordan-Swilling	6-1	225	<b>PRONUNCIATION GUIDE</b>						
<b>WIDE RECEIVER</b>				17	Demetrius Knight	6-2	230	<b>Student-Athletes</b>						
<b>No.</b>	<b>Name</b>	<b>Ht.</b>	<b>Wt.</b>	<b>25</b>	<b>Charlie Thomas</b>	6-2	210	1	JUANYEH Thomas	wahn-YAY				
8	Tobias Oliver	6-2	190	44	Quez Jackson	6-1	219	2	OMAHRI Jarrett	oh-MAR-ee				
<b>10</b>	<b>Ahmarean Brown</b>	5-10	155	<b>SAFETY</b>				7	ANTONNEOUS Clayton	an-TONE-ee-us				
<b>12</b>	<b>Adonias Sanders</b>	6-1	195	<b>No.</b>	<b>Name</b>	<b>Ht.</b>	<b>Wt.</b>	8	TOBIAS Oliver	toe-BYE-us				
<b>15</b>	<b>Malachi Carter</b>	6-3	195	<b>1</b>	<b>Juanyeh Thomas</b>	6-3	216	10	AHMAREAN Brown	uh-MAR-ee-in				
18	PeJe' Harris	6-3	212	<b>2</b>	<b>Tariq Carpenter</b>	6-2	223	13	Avery SHOWELL	sho-ELL				
26	Josh Blancato	5-10	180	10	Christian Campbell	6-2	210	18	PEJE' Harris	P.J.				
82	Kalani Norris	6-0	170	13	Avery Showell	6-1	208	18	Rich STANZIONE	stan-zee-OWN				
<b>QUARTERBACK</b>				14	Jaylon King	6-1	186	20	JAIR Hawkins-Anderson	jah-EER				
<b>No.</b>	<b>Name</b>	<b>Ht.</b>	<b>Wt.</b>	<b>CORNERBACK</b>				20	TIJANI Whatley	TIE-jay				
<b>4</b>	<b>James Graham</b>	6-1	192	<b>No.</b>	<b>Name</b>	<b>Ht.</b>	<b>Wt.</b>	21	ZAMARI Walton	zuh-MAR-ee				
7	Lucas Johnson	6-3	215	<b>3</b>	<b>Tre Swilling</b>	6-0	200	27	Josh BLANCATO	blahn-COT-oh				
13	Jordan Yates	6-0	200	16	Myles Sims	6-3	185	28	DONTAE Smith	DON-tay				
<b>RUNNING BACK</b>				<b>21</b>	<b>Zamari Walton</b>	6-3	180	29	TARIQ Carpenter	tuh-REEK				
<b>No.</b>	<b>Name</b>	<b>Ht.</b>	<b>Wt.</b>	23	Jordan Huff	6-2	191	31	Nathan COTTRELL	COT-trill				
5	Jerry Howard Jr.	6-0	217	<b>NICKEL/DIME</b>				31	KENAN Johnson	KEE-nin				
22	Jamious Griffin	5-10	212	<b>No.</b>	<b>Name</b>	<b>Ht.</b>	<b>Wt.</b>	32	Sylvain YONDJOUEN	yun-JEW-in				
<b>27</b>	<b>Jordan Mason</b>	6-1	219	<b>22</b>	<b>Kaleb Oliver</b>	6-4	212	33	JAYTLIN ASKEW	JATE-lynn ASK-you				
28	Dontae Smith	5-11	190	33	Jaylin Askew	5-11	180	36	Joseph MACRINA	mah-CREEN-uh				
<b>FLEX</b>				<b>DEFENSIVE LINEBACKER</b>				38	AJANI Kerr	uh-JOHN-ee				
<b>No.</b>	<b>Name</b>	<b>Ht.</b>	<b>Wt.</b>	<b>No.</b>	<b>Name</b>	<b>Ht.</b>	<b>Wt.</b>	41	JAQUAN Henderson	JAY-qwon				
2	Omahri Jarrett	5-10	185	<b>22</b>	<b>Kaleb Oliver</b>	6-4	212	45	Tony AMERSON	AM-er-sun				
20	Jair Hawkins-Anderson	6-1	187	<b>DEFENSIVE TACKLE</b>				54	Jerrold ABEE	AY-bee				
31	Nathan Cottrell	5-11	193	<b>No.</b>	<b>Name</b>	<b>Ht.</b>	<b>Wt.</b>	57	Lucas PATELLES	puh-TELL-iss				
				<b>22</b>	<b>Kaleb Oliver</b>	6-4	212	63	Chet LAGOD	luh-GOD				
				33	Jaylin Askew	5-11	180	70	Jared SOUTHERS	SUH-thers				
				<b>DEFENSIVE END</b>				82	KALANI Norris	kuh-LAHN-ee				
				<b>No.</b>	<b>Name</b>	<b>Ht.</b>	<b>Wt.</b>	83	Dylan DEVENEY	duh-VAIN-ee				
				15	Chico Bennett Jr.	6-4	228	86	DJIMON Brooks	JAH-mon				
				32	Sylvain Yondjouen	6-4	255	93	T.K. CHIMEDZA	chih-MED-zuh				
				41	Jaquan Henderson	6-1	211	95	JAHAZIEL Lee	juh-HAY-zull				
				52	Justice Dingle	6-3	265	97	BRENTAVIOUS Glanton	brent-TAY-vee-us				
				<b>89</b>	<b>Antwan Owens</b>	6-4	275	<b>Coaches</b>						
				<b>91</b>	<b>Kelton Dawson</b>	6-3	258	TASHARD Choice	tuh-SHARD					
				<b>DEFENSIVE TACKLE</b>				Dave PATENAUDE	PAT-in-node					
				<b>No.</b>	<b>Name</b>	<b>Ht.</b>	<b>Wt.</b>	Chris WIESEHAN	WEEZ-uh-hann					
				86	Djimon Brooks	6-1	300							
				92	Ja'Quon Griffin	6-0	276							
				<b>93</b>	<b>T.K. Chimedza</b>	6-3	295							
				96	Chris Martin	6-1	285							
				<b>97</b>	<b>Brentavious Glanton</b>	6-3	302							
				<b>LINEBACKER</b>										
				<b>No.</b>	<b>Name</b>	<b>Ht.</b>	<b>Wt.</b>							
				<b>6</b>	<b>David Curry</b>	6-2	230							
				12	Bruce Jordan-Swilling	6-1	225							
				17	Demetrius Knight	6-2	230							
				<b>25</b>	<b>Charlie Thomas</b>	6-2	210							
				44	Quez Jackson	6-1	219							
				<b>SAFETY</b>										
				<b>No.</b>	<b>Name</b>	<b>Ht.</b>	<b>Wt.</b>							
				<b>1</b>	<b>Juanyeh Thomas</b>	6-3	216							
				<b>2</b>	<b>Tariq Carpenter</b>	6-2	223							
				10	Christian Campbell	6-2	210							
				13	Avery Showell	6-1	208							
				14	Jaylon King	6-1	186							
				<b>CORNERBACK</b>										
				<b>No.</b>	<b>Name</b>	<b>Ht.</b>	<b>Wt.</b>							
				<b>3</b>	<b>Tre Swilling</b>	6-0	200							
				16	Myles Sims	6-3	185							
				<b>21</b>	<b>Zamari Walton</b>	6-3	180							
				23	Jordan Huff	6-2	191							
				<b>NICKEL/DIME</b>										
				<b>No.</b>	<b>Name</b>	<b>Ht.</b>	<b>Wt.</b>							
				<b>22</b>	<b>Kaleb Oliver</b>	6-4	212							
				33	Jaylin Askew	5-11	180							

# 2019 ROSTERS

ALPHABETICAL			NUMERICAL						
NO.	NAME	POS.	NO.	NAME	POS.	HT.	WT.	CLASS	HOMETOWN/HIGH SCHOOL (PREVIOUS COLLEGE)
54	Jerrold Abee	LB	1	Jalen Camp	WR	6-2	220	Sr.	Cumming, Ga./South Forsyth
*90	Brandon Adams	DL	1	Juanyeh Thomas	DB	6-3	216	So.	Niceville, Fla./Niceville
18	Derrick Allen	DB	2	Tariq Carpenter	DB	6-2	223	Jr.	Ludowici, Ga./Long County
45	Tony Amerson	RB	2	Omahri Jarrett	WR	5-10	185	r-Sr.	Douglasville, Ga./New Manchester
33	Jaytlin Askew	DB	3	Tre Swilling	DB	6-0	200	r-So.	New Orleans, La./Brother Martin
67	Tad Aycocock	OL	4	James Graham	QB	6-1	192	r-Fr.	Fitzgerald, Ga./Fitzgerald
15	Chico Bennett, Jr.	DE	5	Jerry Howard Jr.	RB	6-0	217	Jr.	Rock Hill, S.C./Northwestern
26	Josh Blancato	WR	6	David Curry	LB	6-2	230	r-Sr.	Buford, Ga./Buford
40	Michael Brimer	DB	7	Lucas Johnson	QB	6-3	215	r-Jr.	San Diego, Calif./Mount Carmel
30	Olin Broadway	LB	8	Tobias Oliver	QB	6-2	190	r-So.	Warner Robins, Ga./Northside
86	Djimon Brooks	DL	9	Tyler Davis	TE	6-4	250	r-Sr.	North Bellmore, N.Y./Mepham (UConn)
10	Ahmarean Brown	WR	10	Ahmarean Brown	WR	5-10	155	Fr.	Tampa, Fla./Jefferson
16	Liam Byrne	QB	10	Christian Campbell	DB	6-2	210	r-Sr.	Ponchatoula, La./Ponchatoula
1	Jalen Camp	WR	10	Josh Carlson	DB	5-10	177	Jr.	Johns Creek, Ga./Home School
50	Jamal Camp	DL	11	Antoneous Clayton	DL	6-2	265	R-Jr.	Vienna, Ga./Dooly County (Florida)
10	Christian Campbell	DB	11	Marquez Ezzard	WR	6-2	205	R-Fr.	Atlanta, Ga./Stockbridge (Miami (Fla.))
10	Josh Carlson	DB	11	Devin Smith	DB	5-10	178	r-So.	Acworth, Ga./Harrison
2	Tariq Carpenter	DB	12	Bruce Jordan-Swilling	LB	6-1	225	Jr.	New Orleans, La./Brother Martin
15	Malachi Carter	WR	12	Adonias Sanders	WR	6-1	195	r-So.	North Charleston, S.C./Fort Dorchester
93	T.K. Chimedza	DL	13	Avery Showell	DB	6-1	208	r-So.	Atlanta, Ga./Cartersville
72	Charlie Clark	OL	13	Jordan Yates	QB	6-0	200	Fr.	Alpharetta, Ga./Milton
7	Antoneous Clayton	DL	14	Jaylon King	DB	6-1	186	r-Fr.	La Vergne, Tenn./Ensworth
66	Jack Coco	OL	14	Ryan Lantz	QB	6-1	190	r-Fr.	North Palm Beach, Fla./Suncoast Community
43	Tyler Cooksey	TE	15	Chico Bennett, Jr.	DE	6-4	228	Fr.	Ashburn, Va./Battle Ground Academy (Tenn.)
55	Kenny Cooper	OL	15	Malachi Carter	WR	6-3	195	So.	Lawrenceville, Ga./Mountain View
31	Nathan Cottrell	RB	16	Liam Byrne	QB	6-4	202	r-So.	Woodstock, Ga./Woodstock
6	David Curry	LB	16	Myles Sims	DB	6-3	185	r-Fr.	Atlanta, Ga./Westlake (Michigan)
9	Tyler Davis	TE	17	Demetrius Knight	LB	6-2	230	Fr.	Locust Grove, Ga./Strong Rock Christian
91	Kelton Dawson	DL	18	PeJe' Harris	WR	6-3	212	r-Fr.	Newnan, Ga./Newnan
78	Jack DeFoor	OL	18	Derrick Allen	DB	6-2	213	r-Fr.	Marietta, Ga./Lassiter (Notre Dame)
83	Dylan Deveney	TE	20	Jair Hawkins-Anderson	WR/DB	6-1	187	r-Jr.	Suwanee, Ga./Northview
52	Justice Dingle	DL	21	Stephen Dolphus	WR	6-5	217	r-Jr.	Macon, Ga./Westside
21	Stephen Dolphus	WR	21	Zamari Walton	DB	6-3	180	r-Fr.	Melbourne, Fla./Melbourne Central Catholic
42	Jordan Domineck	DL	22	Jamious Griffin	RB	5-10	212	Fr.	Rome, Ga./Rome
99	D'Quon Douse	DL	22	Kaleb Oliver	DB	6-4	212	r-So.	La Vergne, Tenn./Oakland
32	Devin Ellison	RB	23	Jordan Huff	DB	6-2	191	Fr.	Madison, Ga./Morgan County
47	Cornelius Evans	LB	23	Austin Nash	WR	5-10	177	r-So.	Grayson, Ga./Grayson
11	Marquez Ezzard	WR	24	Kenan Johnson	DB	6-1	176	Fr.	Minneola, Fla./Lake Minneola
85	Hinson Fowler	DL	24	Christian Malloy	RB	5-10	201	r-Fr.	Lilburn, Ga./Parkview
47	Henry Freer	LS	25	Charlie Thomas	LB	6-2	210	So.	Thomasville, Ga./Thomasville
75	Scotty Fulgham	OL	26	Josh Blancato	WR	5-10	180	r-So.	Marietta, Ga./Kell
47	Cliff Gandis	PK/P	27	Pressley Harvin III	P	6-0	245	Jr.	Alcolu, S.C./Sumter
68	Hamp Gibbs	OL	27	Jordan Mason	RB	6-1	219	r-So.	Gallatin, Tenn./Gallatin
97	Brentavious Glanton	DL	28	Dontae Smith	RB	5-11	190	r-Fr.	Spring Hill, Tenn./Spring Hill
4	James Graham	QB	28	Jeremiah Smith	DB	6-2	190	Fr.	Grayson, Ga./Grayson
22	Jamious Griffin	RB	29	Keegan Hemingway	RB	5-6	180	r-So.	Boyd's, Md./Poolesville
92	Ja'Quon Griffin	DL	30	Olin Broadway	LB	6-3	231	r-So.	Atlanta, Ga./St. Pius X
56	Connor Hansen	OL	31	Nathan Cottrell	RB	5-11	193	r-Sr.	Knoxville, Tenn./Knoxville West
18	PeJe' Harris	WR	31	Thompson Rudolph	DB	6-0	195	r-Fr.	Spartanburg, S.C./Spartanburg
27	Pressley Harvin III	P	32	Devin Ellison	RB	5-9	200	Fr.	Jacksonville, Fla./Bartram Trail
20	Jair Hawkins-Anderson	WR/DB	32	Sylvain Yondjouen	DL	6-4	255	Fr.	Ruisbroek, Belgium/Don Bosco
29	Keegan Hemingway	RB	33	Jaytlin Askew	DB	5-11	180	Jr.	Douglasville, Ga./McEachern
41	Jaquan Henderson	DL	36	Joseph Macrina	TE	6-0	259	r-Jr.	Suwanee, Ga./Northview
5	Jerry Howard Jr.	RB	36	Rich Stanzone	DB	6-0	201	r-Jr.	Washington Township, N.J./Williamstown (Stetson)
23	Jordan Huff	DB	37	Brenton King	PK	6-0	176	r-So.	Auburn, Ga./Mill Creek
44	Quez Jackson	LB	38	Ajani Kerr	DB	6-0	190	r-Jr.	Powder Springs, Ga./McEachern
2	Omahri Jarrett	WR	38	Wesley Wells	PK	6-0	205	So.	Dahlonega, Ga./Lumpkin County
48	Luke Johns	DL	39	Wesley Walker	DB	6-1	194	Fr.	Nashville, Tenn./Ensworth
24	Kenan Johnson	DB	40	Michael Brimer	DB	5-11	181	r-So.	Acworth, Ga./Harrison (NJIT)
7	Lucas Johnson	QB	41	Jaquan Henderson	DL	6-1	211	Jr.	Covington, Ga./Newton
12	Bruce Jordan-Swilling	LB	42	Jordan Domineck	DL	6-3	225	r-Fr.	Lakeland, Fla./George Jenkins
71	Harrison Jump	OL	43	Tyler Cooksey	TE	6-2	236	r-Sr.	Suwanee, Ga./Greater Atlanta Christian School
38	Ajani Kerr	DB	44	Quez Jackson	LB	6-1	219	So.	Fort Valley, Ga./Peach County
37	Brenton King	PK	45	Tony Amerson	RB	5-11	209	Fr.	Montgomery, Ala./St. James
14	Jaylon King	DB	45	Taylor McCawley	LB	6-0	216	Fr.	Birmingham, Ga./East Coweta
17	Demetrius Knight	LB	46	Henry Freer	LS	6-0	200	Fr.	College Park, Ga./Woodward Academy
63	Chet Lagod	OL	47	Cornelius Evans	LB	6-4	205	Fr.	Lawrenceville, Ga./Central Gwinnett

# 2019 ROSTERS

NO.	NAME	POS.	HT.	WT.	CLASS	HOMETOWN/HIGH SCHOOL (PREVIOUS COLLEGE)
47	Cliff Gandis	PK/P	6-1	218	r-Fr.	Greer, S.C./Christ Church Episcopal School
47	Nathan Tyler	TE	6-2	215	r-Fr.	Gibson, Ga./Glascok County
48	Luke Johns	DL	6-5	256	r-Fr.	Dalton, Ga./Southeast Whitfield
49	Spence Massey	RB	6-1	208	Fr.	Tifton, Ga./Tiftarea Academy
50	Jamal Camp	DL	6-2	292	Fr.	Cumming, Ga./South Forsyth
51	Jahaziel Lee	OL/DL	6-2	300	Sr.	Ponchatoula, La./Ponchatoula
52	Justice Dingle	DL	6-3	265	r-Fr.	Bowling Green, Ky./Bowling Green
52	Cade Long	LS	5-11	220	r-Fr.	Hixson, Tenn./Baylor School
54	Jerrold Abee	LB	6-1	203	r-So.	Gainesville, Ga./Lakeview Academy
55	Kenny Cooper	OL	6-3	317	Sr.	Calhoun, Ga./Sonorville
56	Connor Hansen	OL	6-2	314	Jr.	Tallahassee, Fla./Chiles
57	Mikey Minihan	OL	6-3	297	r-So.	Honolulu, Hawaii/Saint Louis
57	Lucas Patelles	LS	5-8	198	r-Jr.	Fayetteville, Ga./Starr's Mill
58	Will Scissum	OL	6-2	265	Fr.	Marietta, Ga./The Walker School
59	Scott Morgan	OL	6-4	302	r-Sr.	Woodstock, Ga./Etowah
61	Michael Maye	OL	6-3	310	r-Fr.	Hoover, Ala./Hoover
63	Chet Lagod	OL	6-0	282	r-Jr.	Marietta, Ga./Marist
65	Austin Smith	OL	6-5	295	r-Fr.	McDonough, Ga./Ola
66	Jack Coco	OL	6-3	276	r-So.	Johns Creek, Ga./Johns Creek
67	Tad Aycock	OL	6-3	284	r-Fr.	Roswell, Ga./Fellowship Christian School
68	Hamp Gibbs	OL	6-3	293	r-So.	Augusta, Ga./Augusta Prep
70	Jared Southers	OL	6-5	310	r-Sr.	South Orange, N.J./Seton Hall Prep (Vanderbilt)
71	Harrison Jump	OL	6-5	275	r-Fr.	Statham, Ga./Prince Avenue Christian School
72	Charlie Clark	OL	6-4	292	r-So.	Atlanta, Ga./Marist
73	Zach Quinney	OL	6-6	295	r-So.	Savannah, Ga./Savannah Christian Prep
75	Scotty Fulgham	OL	6-3	303	Fr.	Tuscaloosa, Ala./Tuscaloosa Academy
76	Kevin Wolf	OL	6-6	291	r-Fr.	Charlotte, N.C./Providence Day School
77	Matthew Morgan	OL	6-4	300	r-Fr.	Woodstock, Ga./Etowah
78	Jack DeFoor	OL	6-5	305	r-Jr.	Calhoun, Ga./Calhoun (Ole Miss)
79	William Lay III	OL	6-2	305	r-So.	Bowersville, Ga./Hart County
80	Dylan Leonard	TE	6-5	215	Fr.	Milton, Ga./Milton
81	Zach Owens	WR	6-3	210	Fr.	Marietta, Ga./Pope
82	Kalani Norris	WR	6-0	170	Fr.	Miami, Fla./Christopher Columbus
83	Dylan Deveney	TE	6-6	256	Fr.	Medford, N.J./The Hun School
84	Chris Miller	TE	6-4	222	Fr.	Atlanta, Ga./St. Pius X
85	Hinson Fowler	DL	6-2	275	r-Fr.	Augusta, Ga./Augusta Prep
86	Dijmon Brooks	DL	6-1	300	r-Jr.	Sandersville, Ga./Washington County
87	Ben Wilhelm	TE	6-6	230	Fr.	Thomasville, Ga./Thomas County Central
88	Josh Tukes	TE	6-6	220	r-So.	Covington, Ga./Newton
89	Antwan Owens	DL	6-4	275	Jr.	Tallahassee, Fla./Godby
*90	Brandon Adams	DL	6-2	325	Sr.	Brentwood, Tenn./Brentwood Academy
91	Kelton Dawson	DL	6-3	258	r-So.	Stockbridge, Ga./Stockbridge
92	Ja'Quon Griffin	DL	6-0	276	r-Fr.	Rome, Ga./Rome
93	T.K. Chimedza	DL	6-3	295	r-Fr.	Dacula, Ga./IMG Academy
94	Mike Lockhart	DL	6-4	282	Fr.	Birmingham, Ala./Huffman
96	Chris Martin	DL	6-1	285	r-Jr.	Loganville, Ga./Grayson
97	Brentavious Glanton	DL	6-3	302	r-Sr.	Albany, Ga./Monroe Comprehensive
98	Curtis Ryans	DL	6-5	240	r-Fr.	Kennesaw, Ga./North Cobb
99	D'Quon Douse	DL	6-3	264	Fr.	Savannah, Ga./Calvary Day School

\* in memoriam; died March 23, 2019

NO.	NAME	POS.
14	Ryan Lantz	QB
79	William Lay III	OL
51	Jahaziel Lee	DL
80	Dylan Leonard	TE
94	Mike Lockhart	DL
52	Cade Long	LS
36	Joseph Macrina	TE
24	Christian Malloy	RB
96	Chris Martin	DL
27	Jordan Mason	RB
49	Spence Massey	RB
61	Michael Maye	OL
45	Taylor McCawley	LB
84	Chris Miller	TE
57	Mikey Minihan	OL
77	Matthew Morgan	OL
59	Scott Morgan	OL
23	Austin Nash	WR
82	Kalani Norris	WR
22	Kaleb Oliver	DB
8	Tobias Oliver	QB
89	Antwan Owens	DL
81	Zach Owens	WR
57	Lucas Patelles	LS
73	Zach Quinney	OL
31	Thompson Rudolph	DB
98	Curtis Ryans	DL
12	Adonias Sanders	WR
58	Willard Scissum	OL
13	Avery Showell	DB
16	Myles Sims	DB
65	Austin Smith	OL
11	Devin Smith	DB
28	Dontae Smith	RB
28	Jeremiah Smith	DB
70	Jared Southers	OL
36	Rich Stanzione	DB
3	Tre Swilling	DB
25	Charlie Thomas	LB
1	Juanyeh Thomas	DB
88	Josh Tukes	TE
47	Nathan Tyler	TE
39	Wesley Walker	DB
21	Zamari Walton	DB
38	Wesley Wells	PK
87	Ben Wilhelm	TE
76	Kevin Wolf	OL
13	Jordan Yates	QB
32	Sylvain Yondjouen	DL

## COACHING AND SUPPORT STAFF

**Head Coach:** Geoff Collins (Western Carolina, 1994) — 1st season at Georgia Tech  
**Assistant Head Coach/Run Game Coord./OL:** Brent Key (Georgia Tech, 2001)  
**Offensive Coord./QB:** Dave Patenaude (Central Connecticut St., 1990)  
**Defensive Coordinator/Linebackers:** Andrew Thacker (Furman, 2007)  
**Co-Defensive Coordinator/Safeties:** Nathan Burton (Georgia Tech, 2005)  
**Running Backs/Off. Recruiting Coord.:** Tashard Choice (Georgia Tech, 2007)  
**Defensive Ends/Outside Linebackers:** Marco Coleman (Flagler, 2015)  
**Wide Receivers:** Kerry Dixon (Hampton, 2004)  
**Defensive Line/Def. Recruiting Coord.:** Larry Knight (Central Michigan, 2010)  
**Cornerbacks/Def. Special Teams Coord.:** Jeff Popovich (Miami (Fla.), 2000)  
**Tight Ends/Offensive Special Teams Coord.:** Chris Wiesehan (Wabash, 1994)  
**Chief of Staff:** Vince Sinagra (Rhode Island, 1975)  
**General Manager:** Patrick Suddes (Alabama, 2005)  
**Head FB Strength and Conditioning Coach:** Lewis Caralla (Defiance, 2008)  
**Director of Applied Sports Science:** Ryan Horton (Otterbein, 2007)  
**Player Development Coach:** Zach Reed (Tennessee Tech, 2001)  
**Player Development Coach:** Kyle Seger (Ball State, 2016)  
**Player Development Coach:** Edward Thompson (Louisiana Lafayette, 2018)  
**Director of Football Operations:** Scott Wallace (California (Pa.), 2011)  
**Assistant Director of Football Operations:** Kevin Cone (Georgia Tech, 2010)

**Football Research and Analytics Coordinator:** Pay Boyle (Temple, 2012)  
**Senior Offensive Analyst:** Chris Ostrowsky (Jersey City State College, 1993)  
**Quality Control Specialist/Offense:** Will Glover (Clayton State, 2009)  
**Quality Control Specialist/Defense:** Jason Semore (Adams State, 2005)  
**Analyst (Offense):** Joe Battaglia (Coastal Carolina, 2014)  
**Analyst (Defense):** Anthony Parker (Tennessee, 2008)  
**Analyst (Special Teams):** Tim Conner (Maryville, 2011)  
**Graduate Assistant Coach:** Pat Jasinski (UCF, 2019)  
**Graduate Assistant Coach:** Erin Joe (Georgia Tech, 2014)  
**Graduate Assistant Coach:** Nick Newsome (Austin Peay, 2011)  
**Graduate Assistant Coach:** Tyson Wachenheim (Christopher Newport, 2015)  
**Director of On-Campus Recruiting:** Carina Hargreaves (Florida, 2014)  
**Assoc. Director of Player Personnel:** Mike Gregory (UCF, 2009)  
**Assoc. Director of Player Personnel:** Thomas Guerry (Mississippi State, 2008)  
**Brand Manager:** Santino Stancato (Bloomsburg, 2016)  
**Recruiting and Marketing Coord.:** Brittany McCormick (Michigan State, 2012)  
**Digital Content Coordinator:** Brad Ahern (Villanova, 2017)  
**Head Football Athletic Trainer:** Mark Smith (SUNY Brockport, 2010)  
**Assistant Football Athletic Trainer:** Eric Avila (Slippery Rock, 2010)  
**Administrative Coordinator:** Teri Anton (Florida State, 1991)



**RECORD BREAKDOWN**

Current Streak	.....Lost 4
Current Home Streak	.....Lost 2
Current Road Streak	.....Lost 4
Current Neutral Streak	.....Lost 2
Last Win	.....14-10 vs. USF (9/7/19)
Last Home Win	.....14-10 vs. USF (9/7/19)
Last Home Loss	.....38-22 vs. North Carolina (10/7/19)
Last Win Away From Home	.....38-28 at North Carolina (11/3/18)
Last True Road Win	.....38-28 at North Carolina (11/3/18)
Last Loss Away from Home	.....41-23 at Duke (10/12/19)
Last True Road Loss	.....41-23 at Duke (10/12/19)

**2019**

Overall	.....1-5
Playing at home	.....1-2
Playing on the road	.....0-3
Playing at a neutral site	.....0-0
In bowl games	.....0-0
In overtime	.....0-0
More than 7 days to prepare	.....1-2

In August	.....0-1
In September	.....1-2
In October	.....0-2
In November	.....0-0
In December	.....0-0
In January	.....0-0

Outrushing opponent	.....1-0
When rushing for 300 yards	.....0-0
When rushing for 400 yards	.....0-0
When rushing for 500 yards	.....0-0
When rushing for 600 yards	.....0-0
Outrushed by opponent	.....0-5
When allowing 300 yards rushing	.....0-2
Rushing yards the same	.....0-0
Outpassing opponent	.....0-3
When passing for 300 yards	.....0-0
Outpassed by opponent	.....1-2
When allowing 300 yards passing	.....0-1
When allowing 400 yards passing	.....0-0

More total offense than opponent	.....0-1
When having 400+ total offense	.....0-0
When having 500+ total offense	.....0-0
When having 600+ total offense	.....0-0
Less total offense than opponent	.....1-4
When allowing 400+ total offense	.....0-2
When allowing 500+ total offense	.....0-2

Committing fewer turnovers	.....1-1
Committing more turnovers	.....0-2
Turnovers are even	.....0-2

< 30:00 of time of possession	.....0-5
> 30:00 of time of possession	.....1-0

Scoring first	.....1-1
Opponent scores first	.....0-4

Leading after the 1st quarter	.....0-0
Trailing after the 1st quarter	.....1-5
Tied after the 1st quarter	.....0-0
Leading at halftime	.....1-0
Trailing at halftime	.....0-5
Tied at halftime	.....0-0
Leading after the 3rd quarter	.....1-0
Trailing after the 3rd quarter	.....0-5
Tied after the 3rd quarter	.....0-0

Scoring 0-10 points	.....0-1
Scoring 11-20 points	.....1-1
Scoring 21-30 points	.....0-3
Scoring 31-40 points	.....0-0
Scoring 41-plus points	.....0-0

Opponent scores 0-10 points	.....1-0
Opponent scores 11-20 points	.....0-0
Opponent scores 21-30 points	.....0-2
Opponent scores 31-40 points	.....0-1
Opponent scores 41-plus points	.....0-2

**STARTS AND GAMES PLAYED**

**CAREER STARTS**

NAME	'16	'17	'18	'19	TOT.	CONS.
K. Cooper	1	11	7	4	23	-
J. Lee	3	8	6	2	19	-
D. Curry	1	-	12	6	19	16
T. Carpenter	-	-	13	5	18	1
Z. Quinney	-	-	12	6	18	16
T. Swilling	-	-	11	6	17	14
J. Camp	-	-	11	4	15	9
B. Glanton	-	10	-	4	14	1
C. Hansen	-	-	9	3	12	3
C. Thomas	-	-	6	5	11	3
J. Mason	-	-	5	6	11	6
J. Howard	-	-	7	-	7	3
A. Brown	-	-	-	6	6	6
M. Carter	-	-	-	6	6	6
T. Davis	-	-	-	6	6	6
J. Southers	-	-	-	6	6	6
J. Thomas	-	-	-	6	6	6
J. Askew	-	-	5	-	5	-
C. Martin	-	-	-	5	5	-
Z. Walton	-	-	-	5	5	3
K. Oliver	-	-	-	5	5	3
A. Owens	-	-	-	5	5	4
J. DeFoor	-	-	-	5	5	4
A. Kerr	-	-	3	1	4	-
K. Dawson	-	-	-	4	4	4
N. Cottrell	-	3	-	-	3	-
T.K. Chimedza	-	-	-	3	3	2
T. Oliver	-	-	1	2	3	1
S. Dolphus	-	-	-	2	2	-
J. Henderson	-	-	-	2	2	-
M. Minihan	-	-	-	2	2	-
B. Jordan-Swilling	-	1	-	1	2	-
L. Johnson	-	-	-	2	2	-
C. Campbell	-	1	-	1	2	-
J. Graham	-	-	-	2	2	2
W. Lay III	-	-	-	2	2	2
A. Sanders	-	-	-	2	2	2
J. Dingle	-	-	-	1	1	1
J. Dingle	-	-	-	1	1	-
A. Showell	-	-	-	1	1	-

**CAREER GAMES**

NAME	'15	'16	'17	'18	'19	TOT.	CONS.
N. Cottrell	-	11	11	13	6	41	37
C. Campbell	-	9	11	13	6	39	32
J. Camp	-	11	11	12	4	38	-
J. Lee	-	10	9	12	3	34	-
K. Cooper	-	5	11	11	4	31	-
D. Curry	-	13	-	13	5	31	18
B. Glanton	-	6	11	7	6	30	6
A. Kerr	-	-	11	13	5	29	-
T. Cooksey	-	4	6	13	6	29	19
P. Harvin III	-	-	11	12	6	29	22
J. Howard	-	-	9	13	6	28	25
B. Jordan-Swilling	-	-	11	11	6	28	17
J. Askew	-	-	10	11	6	27	14
A. Owens	-	-	8	13	6	27	19
T. Carpenter	-	-	6	13	6	25	23
J. Henderson	-	-	11	8	5	24	1
O. Jarrett	-	1	10	6	5	22	4
M. Carter	-	-	-	13	6	19	19
J. Mason	-	-	-	13	6	19	19
K. Oliver	-	-	-	13	6	19	19
Z. Quinney	-	-	-	13	6	19	19
J. Thomas	-	-	-	13	6	19	19
C. Hansen	-	-	3	11	4	18	4
B. King	-	-	8	4	6	18	6
T. Oliver	-	-	-	12	6	18	16
T. Swilling	-	-	-	12	6	18	15
C. Thomas	-	-	-	10	6	16	6
J. Coco	-	-	-	11	4	15	1
J. DeFoor	-	-	-	9	6	15	9
S. Morgan	-	-	3	10	1	14	-
W. Wells	-	-	-	10	4	14	2
C. Martin	-	-	2	5	6	13	6
L. Johnson	-	-	9	-	3	12	-
S. Dolphus	-	-	3	8	-	11	-
A. Showell	-	-	-	6	5	11	1
Z. Walton	-	-	-	4	6	10	6
T.K. Chimedza	-	-	-	4	6	10	8
J. Dingle	-	-	-	4	5	9	2
J. King	-	-	-	3	6	9	6
J. Hawkins-Anderson	-	-	3	3	2	8	-
J. Graham	-	-	-	3	5	8	3
K. Dawson	-	-	-	2	6	8	6
Don. Smith	-	-	-	2	6	8	6
A. Sanders	-	-	-	2	6	8	6
J. Tukes	-	-	-	7	-	7	-
JaQ. Griffin	-	-	-	2	5	7	4
J. Blacato	-	-	-	1	6	7	6
D. Brooks	-	-	1	-	6	7	6
C. Clark	-	-	-	6	-	6	1
C. Bennett	-	-	-	-	6	6	6
A. Brown	-	-	-	-	6	6	6
T. Davis	-	-	-	-	6	6	6
D. Deveney	-	-	-	-	6	6	6
Q. Jackson	-	-	-	-	6	6	6
D. Knight	-	-	-	-	6	6	6
D. Leonard	-	-	-	-	6	6	6
J. Southers	-	-	-	-	6	6	6
C. Long	-	-	-	-	6	6	6
R. Stanzione	-	-	-	-	6	6	6
M. Maye	-	-	-	-	5	5	1
P. Harris	-	-	-	-	5	5	3
M. Sims	-	-	-	-	5	5	3
S. Yondjouen	-	-	-	-	5	5	5
J. Macrina	-	-	-	4	-	4	-
J. Domineck	-	-	-	3	1	4	-
M. Minihan	-	-	-	2	2	4	-
J. Griffin	-	-	-	-	4	4	3
W. Lay III	-	-	-	-	4	4	3
K. Norris	-	-	-	-	3	3	1
C. Ryans	-	-	-	-	3	3	3
K. Johnson	-	-	-	-	2	2	-
L. Byrne	-	-	-	2	-	2	-
C. Malloy	-	-	-	1	1	2	-
N. Burnett	-	-	-	-	2	2	1
J. Huff	-	-	-	-	2	2	-
L. Johns	-	-	-	1	-	1	-
H. Gibbs	-	-	-	-	1	1	-
A. Nash	-	-	-	-	1	1	-
W. Walker	-	-	-	-	1	1	-
L. Patelles	-	-	-	-	1	1	-
Dev. Smith	-	-	-	-	1	1	-
A. Smith	-	-	-	-	1	1	1
J. Yates	-	-	-	-	1	1	1

## CAREER HIGHS

## JAYTLIN ASKEW

**Tackles:** 6 at USF (Sept. 8, 2018)  
**Solo Tackles:** 4 at USF (Sept. 8, 2018)  
**Tackles for Loss:** 1.0 vs. Alcorn St. (Sept. 1, 2018)  
**Pass Breakups:** 1, twice - last at Pittsburgh (Sept. 15, 2018)  
**Kick Returns:** 1 vs. Minnesota (Dec. 26, 2018)  
**Kick Return Yards:** 27 vs. Minnesota (Dec. 26, 2018)

## CHICO BENNETT, JR.

**Tackles:** 5 at Temple (Sept. 28, 2019)  
**Solo Tackles:** 4 at No. 1 Clemson (Aug. 29, 2019)  
**Sacks:** 0.5 vs. USF (Sept. 7, 2019)  
**Tackles for Loss:** 0.5 vs. USF (Sept. 7, 2019)

## JOSH BLANCATO

**Rushing Attempts:** 1 vs. Alcorn State, Sept. 1, 2018  
**Receptions:** 1 at No. 1 Clemson (Aug. 29, 2019)  
**Receiving Yards:** 34 at No. 1 Clemson (Aug. 29, 2019)  
**Longest Reception:** 34 at No. 1 Clemson (Aug. 29, 2019)

## DJIMON BROOKS

**Tackles:** 5 at Duke (Oct. 12, 2019)  
**Solo Tackles:** 2 at Duke (Oct. 12, 2019)

## AHMAREAN BROWN

**Receptions:** 3 at Temple (Sept. 28, 2019)  
**Receiving Yards:** 64 at Temple (Sept. 28, 2019)  
**Longest Reception:** 42 at Temple (Sept. 28, 2019)  
**Receiving TDs:** 1, twice - last vs. North Carolina (Oct. 5, 2019)  
**Rushing Attempts:** 1 vs. USF (Sept. 7, 2019)  
**Rushing Yards:** 3 vs. USF (Sept. 7, 2019)  
**Longest Rush:** 2 yards vs. USF (Sept. 7, 2019)  
**Punt Returns:** 5 vs. USF (Sept. 7, 2019)  
**Punt Return Yards:** 23 vs. USF (Sept. 7, 2019)  
**Kick Returns:** 2 at No. 1 Clemson (Aug. 29, 2019)  
**Kick Return Yards:** 26 at No. 1 Clemson (Aug. 29, 2019)

## JALEN CAMP

**Rush Attempts:** 1 vs. Virginia (Nov. 17, 2018)  
**Rush Yards:** 3 vs. Virginia (Nov. 17, 2018)  
**Longest Rush:** 3 vs. Virginia (Nov. 17, 2018)  
**Receptions:** 4 at Temple (Sept. 28, 2019)  
**Receiving Yards:** 71 vs. The Citadel (Sept. 14, 2019)  
**Longest Reception:** 49 at Virginia (Nov. 04, 2017)  
**Receiving Touchdowns:** 1 vs. The Citadel (Sept. 14, 2019)

## CHRISTIAN CAMPBELL

**Tackles:** 7 at Temple (Sept. 28, 2019)  
**Solo Tackles:** 5 at Temple (Sept. 28, 2019)  
**Sacks:** 1.0, twice - last at Louisville (Oct. 05, 2018)  
**Tackles for Loss:** 1.0, three times - last at Louisville (Oct. 5, 2018)  
**Pass Breakups:** 1, three times - last vs. USF (Sept. 7, 2019)

## TARIQ CARPENTER

**Tackles:** 10 vs. Virginia (Nov. 17, 2018)  
**Tackles for Loss:** 2.0 vs. USF (Sept. 7, 2019)  
**Interceptions:** 1, twice - last at North Carolina (Nov. 3, 2018)  
**Longest Interception Return:** 6 at North Carolina (Nov. 3, 2018)  
**Pass Breakups:** 1, six times - last vs. Minnesota (Dec. 26, 2018)  
**Fumbles Forced:** 1, twice - last vs. The Citadel (Sept. 14, 2019)

## MALACHI CARTER

**Receptions:** 3, three times - last North Carolina (Oct. 5, 2019)  
**Receiving Yards:** 45 vs. North Carolina (Oct. 5, 2019)  
**Receiving TDs:** 1, twice - last vs. North Carolina (Oct. 5, 2019)  
**Longest Reception:** 32 vs. Duke (Oct. 13, 2018)

## T.K. CHIMEDZA

**Tackles:** 4, twice - last vs. The Citadel (Sept. 14, 2019)  
**Solo Tackles:** 2 vs. USF (Sept. 7, 2019)  
**Tackles for Loss:** 1.0 at Temple (Sept. 28, 2019)  
**Sacks:** 1.0 at Temple (Sept. 28, 2019)  
**Fumbles Recovered:** 1 vs. USF (Sept. 7, 2019)

## TYLER COOKSEY

**Tackles:** 1, twice - last vs. North Carolina (Oct. 5, 2019)  
**Solo Tackles:** 1, twice - last vs. North Carolina (Oct. 5, 2019)

## NATHAN COTTRELL

**Rush Attempts:** 9 at North Carolina (Nov. 3, 2018)  
**Rush Yards:** 90 at North Carolina (Nov. 3, 2018)  
**Rush TDs:** 1, four times - last vs. Minnesota (Dec. 26, 2018)  
**Longest Rush:** 69 vs. Virginia Tech (Nov. 11, 2017)  
**Receptions:** 2 vs. Duke (Oct. 13, 2018)  
**Receiving Yards:** 6, twice - last vs. Duke (Oct. 13, 2018)  
**Longest Reception:** 9 vs. Duke (Oct. 13, 2018)  
**Kick Returns:** 8 at Virginia (Nov. 4, 2017)  
**Kick Return Yards:** 178 at Virginia (Nov. 4, 2017)  
**Longest Kick Return:** 35 at Miami (Oct. 14, 2017)  
**Fumble Recoveries:** 1 at No. 18/22 Virginia Tech (Nov. 12, 2016)

## DAVID CURRY

**Tackles:** 16 vs. North Carolina (Oct. 5, 2019)  
**Solo Tackles:** 8 vs. North Carolina (Oct. 5, 2019)  
**Sacks:** 1.0 vs. The Citadel (Sept. 14, 2019)  
**Tackles for Loss:** 1.0 vs. The Citadel (Sept. 14, 2019)  
**Interceptions:** 1, twice - last vs. The Citadel (Sept. 14, 2019)  
**Fumbles Recovered:** 1, twice - last vs. USF (Sept. 7, 2019)  
**Touchdowns:** 1 vs. Alcorn St. (Sept. 1, 2018)

## TYLER DAVIS

**Receptions:** 4 at Duke (Oct. 12, 2019)  
**Receiving Yards:** 29 at Duke (Oct. 12, 2019)  
**Longest Reception:** 16 at Duke (Oct. 12, 2019)

## KELTON DAWSON

**Tackles:** 6 at Duke (Oct. 12, 2019)  
**Solo Tackles:** 4, twice - last vs. North Carolina (Oct. 5, 2019)  
**Tackles for Loss:** 2.0 vs. North Carolina (Oct. 5, 2019)  
**Fumbles Forced:** 1 vs. North Carolina (Oct. 5, 2019)

## DYLAN DEVENEY

**Receptions:** 1, twice - last vs. North Carolina (Oct. 5, 2019)  
**Receiving Yards:** 11 vs. North Carolina (Oct. 5, 2019)  
**Longest Reception:** 11 vs. North Carolina (Oct. 5, 2019)

## JUSTICE DINGLE

**Tackles:** 2 at Duke (Oct. 12, 2019)  
**Solo Tackles:** 1, three times - last at Duke (Oct. 12, 2019)  
**Fumbles Recovered:** 1 at No. 1 Clemson (Aug. 29, 2019)

## STEPHEN DOLPHUS

**Receptions:** 1 vs. Bowling Green, Sept. 29, 2018  
**Receiving Yards:** 39 yards vs. Bowling Green, Sept. 29, 2018  
**Long Reception:** 39 yards vs. Bowling Green, Sept. 29, 2018

## JORDAN DOMINECK

**Tackles:** 4 at USF, Sept. 8, 2018  
**Solo Tackles:** 3 at USF, Sept. 8, 2018

## DEVIN ELLISON

**Tackles:** 2 at Temple (Sept. 28, 2019)  
**Solo Tackles:** 1 at Temple (Sept. 28, 2019)

## BRENTAVIOUS GLANTON

**Tackles:** 6 vs. Wake Forest (Oct. 21, 2017)  
**Solo Tackles:** 6 vs. Wake Forest (Oct. 21, 2017)  
**Tackles for Loss:** 1.0, five times - last vs. USF (Sept. 7, 2019)  
**Sacks:** 1.0, twice - last vs. USF (Sept. 7, 2019)  
**Pass Breakups:** 1 at Virginia (Nov. 4, 2017)

## JAMES GRAHAM

**Rushing Attempts:** 13 vs. North Carolina (Oct. 5, 2019)  
**Rushing Yards:** 48 vs. North Carolina (Oct. 5, 2019)  
**Longest Rush:** 15, twice - last vs. North Carolina (Oct. 5, 2019)  
**Passing TDs:** 1 at Duke (Oct. 12, 2019)  
**Pass Attempts:** 35 at Duke (Oct. 12, 2019)  
**Pass Completions:** 15 at Duke (Oct. 12, 2019)  
**Passing Yards:** 206 at Duke (Oct. 12, 2019)  
**Longest Pass:** 40 at Duke (Oct. 12, 2019)  
**Passing TDs:** 1, three times - last at Duke (Oct. 12, 2019)

## JAMIOUS GRIFFIN

**Rushing Attempts:** 6 at Temple (Sept. 28, 2019)  
**Rushing Yards:** 20 at Temple (Sept. 28, 2019)  
**Longest Rush:** 7 at Temple (Sept. 28, 2019)

## JA'QUAN GRIFFIN

**Tackles:** 3 vs. The Citadel (Sept. 14, 2019)  
**Solo Tackles:** 2 vs. Alcorn State, Sept. 1, 2018

## PRESSLEY HARVIN III

**Punt Attempts:** 9, twice - last at Virginia (Nov. 4, 2017)  
**Highest Punt Avg. (min. 2 att.):** 51.5 vs. Wake Forest (Oct. 21, 2017)  
**Longest Punt:** 62, twice - last at USF (Sept. 8, 2019)  
**50+ Yard Punts:** 5 at No. 7 Clemson (Oct. 28, 2017)  
**Punts Downed Inside 20:** 4, twice - last at Virginia (Nov. 4, 2017)

## JAIR HAWKINS-ANDERSON

**Receptions:** 1 vs. North Carolina (Oct. 5, 2019)  
**Receiving Yards:** 2 vs. North Carolina (Oct. 5, 2019)  
**Longest Reception:** 2 vs. North Carolina (Oct. 5, 2019)

## JAQUON HENDERSON

**Tackles:** 5 vs. The Citadel (Sept. 14, 2019)  
**Solo Tackles:** 3 at No. 1 Clemson (Aug. 29, 2019)  
**Tackles for Loss:** 2.0 at No. 1 Clemson (Aug. 29, 2019)  
**Sacks:** 0.5 at Duke (Oct. 12, 2019)  
**Pass Breakups:** 1 at No. 1 Clemson (Aug. 29, 2019)

## JERRY HOWARD JR.

**Rush Attempts:** 12, four times - last at No. 5 Georgia (Nov. 24, 2018)  
**Rush Yards:** 90 at North Carolina (Nov. 3, 2018)  
**Rush TDs:** 1, seven times - last vs. Virginia (Nov. 17, 2018)  
**Longest Rush:** 65, vs. Jacksonville State, (Sept. 9, 2017)  
**Receptions:** 2, twice - last at Duke (Oct. 12, 2019)  
**Receiving Yards:** 57 at No. 1 Clemson (Aug. 29, 2019)  
**Longest Reception:** 54 at No. 1 Clemson (Aug. 29, 2019)  
**Receiving TDs:** 1 at Duke (Oct. 12, 2019)  
**Kick Returns:** 2, twice - last vs. No. 7 Georgia (Nov. 25, 2017)  
**Kick Return Yards:** 36 at Duke (Nov. 18, 2017)  
**Longest Kick Return:** 20 vs. No. 7 Georgia (Nov. 25, 2017)  
**Tackles:** 3 at Duke (Oct. 12, 2019)  
**Blocked Kick:** 1 at Duke (Oct. 12, 2019)

## JORDAN HUFF

**Tackles:** 1 vs. The Citadel (Sept. 14, 2019)

## QUEZ JACKSON

**Tackles:** 9 at Duke (Oct. 12, 2019)  
**Solo Tackles:** 4, twice - last at Duke (Oct. 12, 2019)  
**Tackles for Loss:** 2.0 vs. USF (Sept. 7, 2019)

## OMAHRI JARRETT

**Rush Attempts:** 1, four times - last at Louisville (Oct. 5, 2018)  
**Rush Yards:** 29 at Louisville (Oct. 5, 2018)  
**Longest Rush:** 29 at Louisville (Oct. 05, 2018)  
**Kick Returns:** 5 at Duke (Nov. 18, 2017)  
**Kick Return Yards:** 84 at Duke (Nov. 18, 2017)  
**Longest Kick Return:** 24 vs. Virginia Tech (Nov. 11, 2017)

## KENAN JOHNSON

**Tackles:** 3 at No. 1 Clemson (Aug. 29, 2019)  
**Solo Tackles:** 3 at No. 1 Clemson (Aug. 29, 2019)  
**Tackles for Loss:** 1.0 at No. 1 Clemson (Aug. 29, 2019)

## LUCAS JOHNSON

**Passing Attempts:** 17 vs. USF (Sept. 7, 2019)  
**Passing Completions:** 11 vs. USF (Sept. 7, 2019)  
**Passing Yards:** 91 vs. The Citadel (Sept. 14, 2019)  
**Longest Pass:** 33 yards vs. The Citadel (Sept. 14, 2019)  
**Passing TDs:** 1 vs. The Citadel (Sept. 14, 2019)  
**Rushing Attempts:** 9 vs. USF (Sept. 7, 2019)  
**Rushing Yards:** 36 vs. USF (Sept. 7, 2019)  
**Longest Rush:** 13 yards vs. USF (Sept. 7, 2019)

## BRUCE JORDAN-SWILLING

**Tackles:** 11 at Virginia (Nov. 4, 2017)  
**Solo Tackles:** 6 at Virginia (Nov. 4, 2017)  
**Tackles for Loss:** 1.5 at Duke (Oct. 12, 2019)  
**Sacks:** 1.5 at Duke (Oct. 12, 2019)  
**Fumbles Forced:** 1 at Virginia (Nov. 4, 2017)  
**Fumbles Recovered:** 1, twice - last vs. Duke (Oct. 13, 2018)  
**Interceptions:** 1 at Virginia (Nov. 4, 2017)  
**Pass Breakups:** 1 vs. Pittsburgh (Sept. 23, 2017)  
**Quarterback Hurries:** 1 at No. 7 Clemson (Oct. 28, 2017)  
**Touchdowns:** 1 at Virginia (Nov. 4, 2017) (interception return)

## AJANI KERR

**Tackles:** 9 vs. Bowling Green (Sept. 29, 2018)  
**Solo Tackles:** 6 vs. Bowling Green (Sept. 29, 2018)  
**Pass Breakups:** 1, five times - last at Pitt (Sept. 15, 2018)  
**Fumbles Recovered:** 1 vs. Miami (Fla.) (Nov. 10, 2018)



## CAREER HIGHS

### BRENTON KING

**Field Goals Made:** 2 vs. Wake Forest (Oct. 21, 2017)  
**Field Goal Attempts:** 2, twice - last vs. The Citadel (Sept. 14, 2019)  
**Longest Field Goal:** 42, twice - last at Duke (Oct. 12, 2019)  
**PATs Made:** 5 at USF (Sept. 8, 2018)  
**Points Scored:** 8, twice - last at USF (Sept. 8, 2018)  
**Kickoff Touchbacks:** 1 vs. Wake Forest (Oct. 21, 2017)

### JAYLON KING

**Tackles:** 3 vs. North Carolina (Oct. 5, 2019)  
**Solo Tackles:** 1 vs. North Carolina (Oct. 5, 2019)

### DEMETRIUS KNIGHT III

**Tackles:** 6 at Duke (Oct. 12, 2019)  
**Solo Tackles:** 1, four times - last at Duke (Oct. 12, 2019)  
**Tackles for Loss:** 1.0 vs. USF (Sept. 7, 2019)  
**Pass Breakups:** 1, twice - last at Duke (Oct. 12, 2019)

### DYLAN LEONARD

**Receptions:** 1, twice - last at Duke (Oct. 12, 2019)  
**Receiving Yards:** 3, twice - last at Duke (Oct. 12, 2019)  
**Longest Reception:** 3 yards, twice - last at Duke (Oct. 12, 2019)

### JOSEPH MACRINA

**Rushing Attempts:** 2, twice - last vs. Bowling Green, Sept. 29, 2018  
**Rushing Yards:** 8 yards vs. Alcorn State, Sept. 1, 2018  
**Longest Rush:** 4 yards, twice - last vs. Bowling Green, Sept. 29, 2018

### CHRISTIAN MALLOY

**Rushing Attempts:** 4 at Virginia Tech, Oct. 25, 2018  
**Rushing Yards:** 27 at Virginia Tech, Oct. 25, 2018  
**Longest Rush:** 10 yards at Virginia Tech, Oct. 25, 2018

### CHRIS MARTIN

**Tackles:** 4 vs. The Citadel (Sept. 14, 2019)  
**Solo Tackles:** 2, twice - last vs. The Citadel (Sept. 14, 2019)

### JORDAN MASON

**Rush Attempts:** 20 vs. USF (Sept. 7, 2019)  
**Rush Yards:** 106 at Duke (Oct. 12, 2019)  
**Rush TDs:** 3 at Virginia Tech (Oct. 25, 2018)  
**Longest Rush:** 46 at USF (Sept. 8, 2018)  
**Receptions:** 3 vs. USF (Sept. 7, 2019)  
**Receiving Yards:** 17 at Temple (Sept. 28, 2019)  
**Longest Reception:** 11, twice - last at Temple (Sept. 28, 2019)

### KALEB OLIVER

**Tackles:** 7 vs. The Citadel (Sept. 14, 2019)  
**Solo Tackles:** 4 at No. 1 Clemson (Aug. 29, 2019)  
**Tackles for Loss:** 1.0, four times  
**Interceptions:** 1, three times - last at Temple (Sept. 28, 2019)  
**Longest Interception Return:** 25 vs. Alcorn St. (Sept. 1, 2018)  
**Fumbles Forced:** 1, twice - last vs. USF (Sept. 7, 2019)  
**Pass Breakups:** 1, three times - last vs. USF (Sept. 7, 2019)

### TOBIAS OLIVER

**Pass Completions:** 4 at Temple (Sept. 28, 2019)  
**Pass Attempts:** 11 at Temple (Sept. 28, 2019)  
**Pass Yards:** 104 at North Carolina (Nov. 3, 2018)  
**Pass TDs:** 1, twice - last at North Carolina (Nov. 3, 2018)  
**Longest Pass:** 86 at North Carolina (Nov. 3, 2018)  
**Rush Attempts:** 40 at Virginia Tech (Oct. 25, 2018)  
**Rush Yards:** 215 at Virginia Tech (Oct. 25, 2018) (40 Carries)  
**Rush TDs:** 3 at Virginia Tech (Oct. 25, 2018)  
**Longest Rush:** 65 [T-8th], At Louisville, Oct 05, 2018  
**Receptions:** 1, twice - last at Duke (Oct. 12, 2019)  
**Receiving Yards:** 10 at Duke (Oct. 12, 2019)  
**Longest Reception:** 10 at Duke (Oct. 12, 2019)  
**Kick Returns:** 2, three times - last at Duke (Oct. 12, 2019)  
**Kick Return Yards:** 96 vs. The Citadel (Sept. 14, 2019)  
**Longest Kick Return:** 52 vs. The Citadel (Sept. 14, 2019)

### ANTWAN OWENS

**Tackles:** 6 vs. The Citadel (Sept. 14, 2019)  
**Solo Tackles:** 4, twice - last at No. 1 Clemson (Aug. 29, 2019)  
**Sacks:** 1.0 vs. Jacksonville State (Sept. 9, 2017)  
**Tackles for Loss:** 1.0, twice - vs. The Citadel (Sept. 14, 2019)  
**Fumbles Recovered:** 1 vs. Bowling Green (Sept. 29, 2018)  
**Interceptions:** 1 vs. North Carolina (Oct. 5, 2019)  
**Rushing Attempts:** 1 at Pittsburgh (Sept. 15, 2018)

### CURTIS RYANS

**Tackles:** 1, twice - last at Duke (Oct. 12, 2019)  
**Solo Tackles:** 1 vs. North Carolina (Oct. 5, 2019)

### ADONICAS SANDERS

**Receptions:** 3, twice - last at Duke (Oct. 12, 2019)  
**Receiving Yards:** 69 at Duke (Oct. 12, 2019)  
**Longest Reception:** 39 vs. North Carolina (Oct. 5, 2019)

### AVERY SHOWELL

**Tackles:** 3, twice - last at Duke (Oct. 12, 2019)  
**Solo Tackles:** 3 at Louisville (Oct. 5, 2018)  
**Kick Returns:** 1 vs. Bowling Green, Sept. 29, 2018  
**Kick Returns Yards:** 14 yards vs. Bowling Green, Sept. 29, 2018  
**Longest Kick Return:** 14 yards vs. Bowling Green, Sept. 29, 2018

### MYLES SIMS

**Tackles:** 2 vs. North Carolina (Oct. 5, 2019)  
**Solo Tackles:** 2 vs. North Carolina (Oct. 5, 2019)

### DEVIN SMITH

**Tackles:** 1, twice - last at Temple (Sept. 28, 2019)  
**Solo Tackles:** 1, twice - last at Temple (Sept. 28, 2019)

### DONTAE SMITH

**Rush Attempts:** 7 at Temple (Sept. 28, 2019)  
**Rushing Yards:** 35 at Temple (Sept. 28, 2019)  
**Longest Rush:** 25 at Duke (Oct. 12, 2019)  
**Receptions:** 1, twice - last at Duke (Oct. 12, 2019)  
**Receiving Yards:** 10 vs. USF (Sept. 7, 2019)  
**Longest Reception:** 10 vs. USF (Sept. 7, 2019)  
**Kick Returns:** 3 vs. North Carolina (Oct. 5, 2019)  
**Kick Return Yards:** 77 vs. North Carolina (Oct. 5, 2019)  
**Longest Kick Return:** 31 vs. North Carolina (Oct. 5, 2019)

### TRE SWILLING

**Tackles:** 6 at Louisville (Oct. 5, 2018)  
**Solo Tackles:** 4 at Louisville (Oct. 5, 2018)  
**Sacks:** 1.0 vs. Duke (Oct. 13, 2018)  
**Tackles for Loss:** 1.0 vs. Duke (Oct. 13, 2018)  
**Interceptions:** 1, twice - last at No. 1 Clemson (Aug. 29, 2019)  
**Longest INT Return:** 41 yards at No. 1 Clemson (Aug. 29, 2019)  
**Fumbles Forced:** 1 vs. Duke (Oct. 13, 2018)  
**Pass Breakups:** 2 vs. Miami (Fla.) (Nov. 10, 2018)

### CHARLIE THOMAS

**Tackles:** 9, twice - last vs. USF (Sept. 7, 2019)  
**Solo Tackles:** 7 vs. USF (Sept. 7, 2019)  
**Sacks:** 2.0, twice - last vs. North Carolina (Oct. 5, 2019)  
**Tackles for Loss:** 2.0 vs. USF (Sept. 7, 2019)  
**Fumbles Forced:** 1, three times - last vs. The Citadel (Sept. 14, 2019)  
**Fumbles Recovered:** 2 at Louisville (Oct. 5, 2018)  
**Safeties:** 1 at Temple (Sept. 28, 2019)  
**Pass Breakups:** 1 vs. Duke (Oct. 13, 2018)

### JUANYEH THOMAS

**Tackles:** 6 vs. North Carolina (Oct. 5, 2019)  
**Solo Tackles:** 4, twice - last at Temple (Sept. 28, 2019)  
**Fumbles Forced:** 1 at No. 1 Clemson (Aug. 29, 2019)  
**Fumbles Recovered:** 1 vs. Miami (Fla.) (Nov. 10, 2018)  
**Pass Breakups:** 1 at Louisville (Oct. 5, 2018)  
**Interceptions:** 1 at Louisville (Oct. 5, 2018)  
**Longest Interception Return:** 95 at Louisville (Oct. 5, 2018)  
**Punt Returns:** 3 vs. Alcorn St. (Sept. 1, 2018)  
**Punt Return Yards:** 31 vs. Alcorn St. (Sept. 1, 2018)  
**Longest Punt Return:** 25 vs. Alcorn St. (Sept. 1, 2018)  
**Kick Returns:** 6 at USF (Sept. 8, 2018)  
**Kick Return Yards:** 134 at USF (Sept. 08, 2018)  
**Longest Kick Return:** 100 at No. 5 Georgia (Nov. 24, 2018)

### ZAMARI WALTON

**Tackles:** 4 vs. North Carolina (Oct. 5, 2019)  
**Solo Tackles:** 3 vs. North Carolina (Oct. 5, 2019)  
**Pass Breakups:** 2, twice - last at Temple (Sept. 28, 2019)

### WESLEY WELLS

**Field Goals Made:** 4 vs. Virginia (Nov. 17, 2018)  
**Field Goal Attempts:** 4 vs. Virginia (Nov. 17, 2018)  
**Longest Field Goal:** 48 vs. Virginia (Nov. 17, 2018)  
**Kick PATs:** 9, twice - last at Louisville (Oct. 05, 2018)  
**Points Scored:** 12, twice - last at Virginia (Nov. 17, 2018)

### SYLVAIN YOUNDJOUEN

**Tackles:** 4 at Duke (Oct. 12, 2019)  
**Solo Tackles:** 2 at Duke (Oct. 12, 2019)

**STARTING LINEUPS, ETC.**

<b>OFFENSIVE STARTERS</b>	<b>QB</b>	<b>RB</b>	<b>WR</b>	<b>WR</b>	<b>WR</b>	<b>TE</b>	<b>LT</b>	<b>LG</b>	<b>C</b>	<b>RG</b>	<b>RT</b>
Clemson	T. Oliver	Mason	J. Camp	A. Brown	M. Carter	T. Davis	Quinney	Minihan	Cooper	Southers	DeFoor
South Florida	L. Johnson	Mason	J. Camp	A. Brown	M. Carter	T. Davis	Lee	Minihan	Cooper	Southers	Quinney
The Citadel	L. Johnson	Mason	J. Camp	A. Brown	M. Carter	T. Davis	Lee	DeFoor	Cooper	Southers	Quinney
Temple	T. Oliver	Mason	J. Camp	A. Brown	M. Carter	T. Davis	Quinney	DeFoor	Cooper	Hansen	Southers
North Carolina	J. Graham	Mason	A. Sanders	A. Brown	M. Carter	T. Davis	Quinney	DeFoor	Lay III	Hansen	Southers
Duke	J. Graham	Mason	A. Sanders	A. Brown	M. Carter	T. Davis	Quinney	DeFoor	Lay III	Hansen	Southers

<b>DEFENSIVE STARTERS</b>	<b>DE</b>	<b>DT</b>	<b>DT</b>	<b>DE</b>	<b>LB</b>	<b>LB</b>	<b>S</b>	<b>S</b>	<b>S</b>	<b>CB</b>	<b>CB</b>
Clemson	Henderson	Martin	Glanton	Owens	Curry	C. Thomas	J. Thomas	Carpenter	K. Oliver	T. Swilling	Walton
South Florida	Henderson	Martin	Glanton	Owens	Curry	C. Thomas	J. Thomas	Carpenter	K. Oliver	T. Swilling	Walton
The Citadel	Dawson	Martin	Chimedza	Owens	Curry	Jordan-Swilling	J. Thomas	Carpenter	Kerr	T. Swilling	Showell
Temple	Dawson	Martin	Glanton	Owens	Curry	C. Thomas	J. Thomas	Carpenter	K. Oliver	T. Swilling	Walton
North Carolina	Dawson	Martin	Glanton	Owens	Curry	C. Thomas	J. Thomas	Campbell	K. Oliver	T. Swilling	Walton
Duke	Dawson	Chimedza	Glanton	Owens	Curry	C. Thomas	J. Thomas	Carpenter	K. Oliver	T. Swilling	Walton

**GAME INFORMATION**

	<b>TECH CAPTAINS</b>	<b>COIN TOSS</b>	<b>GT KO/REC.</b>	<b>GT 1ST OFF. PLAY</b>	<b>GT 1ST POSSESSION</b>	<b>OPP. 1ST POSSESSION</b>	<b>KICKOFF TIME</b>	<b>GAME LENGTH</b>	<b>GT HELMET</b>	<b>GT JERSEY</b>	<b>GT PANTS</b>
Clemson	J. Camp, T. Carpenter D. Curry, Z. Quinney	GT	KO	Oliver 2 run	Punt	Punt	8:07 p.m.	3:16	Gold	White/Gold	Gold
South Florida	K. Cooper, T. Swilling B. Glanton, T. Cooksey	USF	Rec.	Johnson 9 pass Mason	Punt	Punt	2:05 p.m.	3:06	White	White/White	White
The Citadel	O. Jarrett, J. Howard, C. Campbell, J. Lee	CIT	KO	Johnson 28 pass Carter	Punt	Punt	12:35 p.m.	3:24	White	Gold/Navy	White
Temple	T. Carpenter, T. Davis K. Oliver, J. Mason	GT	KO	Mason 4 run	Punt	Interception	3:37 p.m.	3:20	Gold	White/Gold	White
North Carolina	N. Cottrell, A. Owens, DeFoor, Southers	GT	KO	Graham 11 pass Sanders	Punt	Interception	4:01 p.m.	3:17	Grey	Grey/Gold	Grey
Duke	T. Swilling, Curry, Sanders, S. Morgan	DU	Rec.	Mason 9 run	Touchdown	FG	12:35 p.m.	3:19	Gold	White/Navy	White

\* touchdown

**TURNOVERS**
**GEORGIA TECH TAKEAWAYS**

<b>NO.</b>	<b>OPP.</b>	<b>QTR</b>	<b>TURNOVER</b>	<b>DEFENDER(S)</b>	<b>LED TO</b>	<b>PTS. OFF</b>
1.	CJ (3)	1	Fumble	Juanyeh Thomas (F); Justice Dingle (R)	Punt	0
2.		2	Interception	Tre Swilling	INT	0
3.		2	Interception	Kaleb Oliver	End-of-Half	0
4.	USF (2)	2	Fumble	David Curry (R)	Punt	0
5.		4	Fumble	Kaleb Oliver (F); T.K. Chimedza (R)	Punt	0
6.	CIT (1)	1	Interception	David Curry	Punt	0
7.	TEM (1)	1	Interception	Kaleb Oliver	Punt	0
8.	UNC (1)	1	Interception	Antwan Owens	Punt	0

\* Defensive touchdown

**Points**
**0**
**GEORGIA TECH GIVEAWAYS**

<b>NO.</b>	<b>OPP.</b>	<b>QTR</b>	<b>TURNOVER</b>	<b>OFFENSIVE PLAYER</b>	<b>LED TO</b>	<b>PTS. OFF</b>
1.	CJ (3)	1	Fumble	Juanyeh Thomas	TD	7
2.		2	Fumble	Jamious Griffin	TD	7
3.		2	Interception	Tobias Oliver	TD	7
4.		3	Interception	Tobias Oliver	Downs	0
5.		3	Interception	Lucas Johnson	TD	7
6.		4	Fumble	Dylan Deveney	Fumble	0
7.	TEM (3)	2	Fumble	Tobias Oliver	Punt	0
8.		3	Fumble	Tobias Oliver	TD*	7
9.		4	Interception	James Graham	Downs	0
10.	UNC (2)	2	Interception	James Graham	TD	7
		4	Interception	James Graham	End Game	0

\* Defensive touchdown

**Points**
**42**



**DRIVES**

**DRIVE CHART**

DISPLAYED GEORGIA TECH/OPPONENT

	Possessions	TDs	FGs Made	FGs Missed	Fum.	Int.	Safety	Punt	Downs	Half	Game	80+yard Drives	3 and Out
Clemson	16/16	2/7	0/1	0/0	1/2	2/2	0/0	8/3	0/1	1/1	0/1	1/2	7/2
South Florida	12/12	2/1	0/1	1/0	1/2	1/0	0/0	5/7	0/0	1/1	1/0	0/0	3/4
The Citadel	10/10	3/3	1/2	1/1	0/0	0/1	0/0	4/3	1/0	1/0	1/0	0/1	2/2
Temple	12/12	0/3	0/1	0/0	2/0	1/1	0/1	6/4	2/1	1/1	0/1	1/0	4/3
North Carolina	13/13	3/5	0/1	0/1	0/0	2/0	0/0	7/4	0/0	1/1	0/1	0/1	4/3
Duke	13/13	3/5	1/2	0/0	0/0	0/0	0/0	6/5	2/0	1/1	1/0	0/1	5/3
<b>TOTALS</b>	<b>76/76</b>	<b>13/24</b>	<b>2/8</b>	<b>2/2</b>	<b>4/4</b>	<b>6/4</b>	<b>0/1</b>	<b>36/26</b>	<b>5/2</b>	<b>6/5</b>	<b>3/3</b>	<b>2/5</b>	<b>25/17</b>

**GEORGIA TECH SCORING DRIVES**

	QTR	TD	FG	PLAYERS	PLAY	PL	YDS	TIME
Clemson	3	X		Jordan Mason	7-yd rush	3	75	1:02
	4	X		Ahmarean Brown from James Graham	28-yd pass	9	90	4:17
South Florida	2	X		Jordan Mason	1-yd rush	7	43	3:02
	2	X		Tobias Oliver	7-yd rush	9	76	3:19
The Citadel	2	X		Jordan Mason	4-yd rush	8	71	3:45
	3	X		Jalen Camp from Lucas Johnson	33-yd pass	1	33	0:07
	4	X		Jordan Mason	25-yd rush	4	67	1:17
	4	X	X	Brenton King	34-yd FG	6	31	1:39
Temple	3			Charlie Thomas safety				
North Carolina	3	X		Malachi Carter from James Graham	28-yd pass	5	78	2:18
	4	X		Jordan Mason	2-yd rush	5	73	1:46
	4	X		Ahmarean Brown from James Graham	32-yd pass	5	68	1:31
Duke	1	X		Jerry Howard Jr. from James Graham	19-yd pass	11	75	4:53
	2	X		James Graham	8-yd rush	6	75	2:02
	3	X	X	Brenton King	42-yd FG	7	64	1:40
	4	X		Tobias Oliver	4-yd rush	8	41	2:55

**OPPONENT SCORING DRIVES**

	QTR	TD	FG	PLAYERS	PLAY	PL	YDS	TIME
Clemson	1	X		Trevor Lawrence	6-yd rush	5	16	1:50
	1	X		Travis Etienne	90-yd rush	1	80	0:28
	2	X		Travis Etienne	14-yd rush	1	14	0:04
	2	X		Tee Higgins from Trevor Lawrence	62-yd pass	5	94	2:01
South Florida	3	X		Travis Etienne	48-yd rush	2	60	0:29
	3	X		Lyn-J Dixon	18-yd rush	8	77	3:25
	4	X		Frank Ladson, Jr. from Chase Brice	21-yd pass	7	67	3:13
	4	X	X	B.T. Potter	51-yd FG	9	41	4:15
The Citadel	1	X		Coby Weiss	27-yd FG	9	56	3:28
	4	X		Johnny Ford from Jordan McCloud	20-yd pass	3	25	1:23
The Citadel	1	X		Raleigh Webb from Brandon Rainey	30-yd pass	9	80	4:53
	2	X		Dante Smith	12-yd rush	13	67	5:15
	3	X		Brandon Rainey	22-yd rush	9	75	4:45
	4	X	X	Jacob Godek	47-yd FG	11	45	5:38
Temple	OT	X		Jacob Godek	37-yd FG	4	5	0:00
	2	X		Re'Mahn Davis	18-yd rush	9	58	3:29
	2	X		Re'Mahn	1-yd rush	13	73	5:19
	3	X		Benny Walls fumble recovery	74-yd return			
North Carolina	3	X	X	Will Mobley	34-yd FG	11	47	6:05
	1	X	X	Noah Ruggles	32-yd FG	15	65	4:02
	2	X		Dazz Newsome from Sam Howell	20-yd pass	11	68	3:55
	2	X		Beau Corrales from Sam Howell	6-yd pass	5	61	1:17
Duke	4	X		Dyami Brown from Sam Howell	18-yd pass	14	77	5:10
	4	X		Garrett Walston from Sam Howell	16-yd pass	6	87	2:26
	4	X		Javonte Williams	3-yd rush	10	72	5:57
	1	X		AJ Reed	33-yd FG	11	60	2:51
Duke	1	X		Eli Pancel	3-yd rush	13	55	4:38
	2	X		Deon Jackson	1-yd rush	8	59	3:37
	2	X		Quentin Harris	1-yd rush	8	82	2:29
	2	X		Deon Jackson	7-yd rush	4	31	1:31
	2	X		Javon Jackson	Blocked kick return			
	2	X		AJ Reed	36-yd FG	8	43	4:08
	3	X		AJ Reed				

**TOUCHDOWN DRIVES SUMMARY**

	GT	OPP
Touchdown plays of 20-plus yards	5	7
Touchdown plays of 50-plus yards	0	3
Touchdown drives of 80-plus yards	1	4
Touchdown drives of 90-plus yards	1	1
Touchdown drives of 20 yards or less	0	2
Touchdown drives of 5:00 or more	0	6
Touchdown drives of 7:00 or more		
Touchdown drives of 3:00 or less	9	10
Touchdown drives of 2:00 or less	6	7
Touchdown drives of 1:00 or less	1	3
Touchdown drives of 5 plays or less	6	8
Touchdown drives of 10 plays or more	1	10
Touchdown drives of 1 play	1	2

*does not include special teams or defensive touchdowns*

**BIG PLAYS**
**GEORGIA TECH BIG PLAYS (20+ YARDS)**

NO.	OPPONENT	PLAYER(S)	PLAY	* Touchdown	
				DOWN-DIST.	YDS.
1.	Clemson	Jerry Howard, Jr. from Tobias Oliver	Pass	1-10	54
2.		Tre Swilling	INT		41
3.		Tobias Oliver	Rush	1-15	39
4.		Josh Blancato from James Graham	Pass	1-10	34
5.		Ahmarean Brown from James Graham	Pass	3-11	28*
6.	South Florida	Jordan Mason	Rush	2-1	32
7.		Ahmarean Brown	Punt Return		23
8.		Ahmarean Brown from James Graham	Pass	3-10	20
9.	The Citadel	Tobias Oliver	KO Return		52
10.		Tobias Oliver	KO Return		44
11.		Nathan Cottrell	KO Return		34
12.		Jalen Camp from Lucas Johnson	Pass	1-10	33*
13.		Jalen Camp from Tobias Oliver	Pass	1-10	29
14.		Malachi Carter from Lucas Johnson	Pass	1-10	28
15.		Dontae Smith	KO Return		27
16.		Jordan Mason	Rush	1-10	25*
17.		Tobias Oliver	Rush	2-4	22
18.		Tobias Oliver	Rush	1-10	20
19.	Temple	Ahmarean Brown from Tobias Oliver	Pass	1-10	42
20.		Jalen Camp from James Graham	Pass	1-10	27
21.		Tobias Oliver	KO Return		21
22.	North Carolina	Jordan Mason	Rush	2-2	43
23.		Adonicas Sanders from James Graham	Pass	2-10	39
24.		Ahmarean Brown from James Graham	Pass	1-10	32*
25.		Dontae Smith	KO Return		31
26.		Malachi Carter from James Graham	Pass	3-11	28*
27.		Dontae Smith	KO Return		24
28.		Dontae Smith	KO Return		22
29.		Jerry Howard, Jr.	Rush	1-10	20
30.	Duke	Ahmarean Brown from James Graham	Pass	3-13	40
31.		Adonicas Sanders from James Graham	Pass	1-10	35
32.		Tobias Oliver	KO Return		26
33.		Jordan Mason	Rush	2-6	25
34.		Dontae Smith	Rush	2-10	25

**OPPONENT BIG PLAYS (20+ YARDS)**

NO.	OPPONENT	PLAYER(S)	PLAY	* Touchdown	
				DOWN-DIST.	YDS.
1.	Clemson	Travis Etienne	Rush	1-20	90*
2.		Tee Higgins from Trevor Lawrence	Pass	1-10	62*
3.		Travis Etienne	Rush	1-10	48*
4.		Joseph Ngata	KR		32
5.		Lyn-J Dixon from Trevor Lawrence	Pass	1-20	22
6.		Tee Higgins from Trevor Lawrence	Pass	1-15	22
7.		Frank Ladson, Jr. from Chase Brice	Pass	2-6	21*
8.		Jaelyn Lay from Trevor Lawrence	Pass	3-3	20
9.	South Florida	Mitchell Wilcox from Jordan McCloud	Pass	1-10	54
10.		Blake Barnett	Rush	3-14	48
11.		Randall St. Felix from Blake Barnett	Pass	4-4	22
12.		Bentlee Sanders	KO Return		22
13.		Terrence Horne	KO Return		21
14.		Johnny Ford from Jordan McCloud	Pass	3-5	20*
15.	The Citadel	Raleigh Webb from Brandon Rainey	Pass	2-6	30*
16.		Nkem Njoku	Rush	1-10	25
17.		Brandon Rainey	Rush	1-10	22*
18.	Temple	Benny Walls	Fum. Return		74*
19.		Benny Walls	INT Return		65
20.		Jadan Blue from Anthony Russo	Pass	3-5	38
21.		Isaiah Wright from Anthony Russo	Pass	3-2	26
22.	North Carolina	Michael Carter from Sam Howell	Pass	1-10	41
23.		Javonte Williams	Rush	2-10	32
24.		Javonte Williams	Rush	1-10	29
25.		Michael Carter	KO Return		27
26.		Michael Carter	KO Return		25
27.		Rontavius Groves from Sam Howell	Pass	2-5	21
28.		Dyami Brown from Sam Howell	Pass	2-8	21
29.		Beau Corrales from Sam Howell	Pass	3-16	20
30.		Dazz Newsome from Sam Howell	Pass	2-10	20*
31.	Duke	Calhoun, J. from Quentin Harris	Pass	2-9	42
32.		Harding, D. from Quentin Harris	Pass	1-10	41
33.		Mataeo Durant	Rush	2-10	38
34.		Josh Blackwell	Punt Return		32
35.		Philyah-Johnson from Quentin Harris	Pass	1-10	26
36.		Deon Jackson	KO Return		22
37.		Josh Blackwell	Punt Return		21
38.		Michael Carter	KO Return		20

**BIG PLAYS FROM SCRIMMAGE SUMMARY**

RUSH/CATCH	20-29	30-39	40-49	50-59	60-69	70-79	80-89	90-99	TOT
Tobias Oliver	2 (2/0)	1 (1/0)							3
Jalen Camp	2 (0/2)	1 (0/1)							3
Jordan Mason	2 (2/0)	1 (1/0)	1 (1/0)						4
Ahmarean Brown	1 (0/1)	1 (0/1)	2 (0/2)						4
Malachi Carter	2 (0/2)								2
Jerry Howard, Jr.	1 (1/0)			1 (0/1)					2
Josh Blancato		1 (0/1)							1
Adonicas Sanders		2 (0/2)							2
Dontae Smith	1 (1/0)								1
<b>Totals</b>	<b>11 (6/5)</b>	<b>7 (2/5)</b>	<b>3 (1/2)</b>	<b>1 (0/1)</b>					<b>22</b>
<b>Opponents</b>	<b>15 (3/12)</b>	<b>4 (2/2)</b>	<b>6 (2/4)</b>	<b>1 (0/1)</b>	<b>1 (0/1)</b>			<b>1 (1/0)</b>	<b>28</b>
<b>PASSING</b>	<b>20-29</b>	<b>30-39</b>	<b>40-49</b>	<b>50-59</b>	<b>60-69</b>	<b>70-79</b>	<b>80-89</b>	<b>90-99</b>	<b>TOT</b>
James Graham	4	4	1						9
Tobias Oliver	1		1	1					3
Lucas Johnson	1	1							2
<b>Totals</b>	<b>6</b>	<b>5</b>	<b>2</b>	<b>1</b>					<b>14</b>
<b>Opponents</b>	<b>11</b>	<b>2</b>	<b>3</b>	<b>1</b>	<b>1</b>				<b>18</b>

**THE LAST TIME IT HAPPENED ...**

TEAM	GEORGIA TECH	OPPONENT
<b>Scored 50 Points</b>	Oct. 5, 2018 at Louisville (66)	Aug. 29, 2019 by No. 1 Clemson (52)
<b>Scored 50 Points, ACC Game</b>	Oct. 5, 2018 at Louisville (66)	Aug. 29, 2019 by No. 1 Clemson (52)
<b>Scored 35 Points, Half</b>	Oct. 5, 2018 at Louisville (35/2nd)	Oct. 12, 2019 by Duke (38/1st)
<b>Scored 28 Points, Quarter</b>	Sept. 3, 2015 vs. Alcorn State (34/1st)	Dec. 31, 2008 by LSU (28/2nd) (Chick-fil-A Bowl)
<b>Scored 0 Points</b>	Oct. 18, 1997 at Florida State	Sept. 1, 2018 by Alcorn State
<b>Scored 0 Points, Half</b>	Oct. 5, 2019 vs. North Carolina (1st)	Sept. 1, 2018 by Alcorn State (2nd)
<b>Overcame 10-Point Deficit, Win</b>	Oct. 21, 2017 vs. Wake Forest (10-21)	Sept. 8, 2018 by USF (28-38)
<b>Overcame 10-Point Halftime Deficit, Win</b>	Nov. 29, 2008 at Georgia (12-28)	Nov. 30, 2013 by Georgia (20T) (7-20)
<b>40-Point Margin of Victory</b>	Sept. 29, 2018 vs. Bowling Green (63-17)	Sept. 24, 2005 by Virginia (7-51)
<b>30-39-Point Margin of Victory</b>	Oct. 5, 2018 at Louisville (66-31)	Aug. 29, 2019 by No. 1 Clemson (52-14)
<b>Scored 30 Points or more, Loss</b>	Sept. 8, 2018 at USF (38)	Oct. 5, 2018 by Louisville (31)
<b>Scored fewer than 10 Points, Win</b>	Nov. 11, 2006 at North Carolina (7-0)	Dec. 2, 2006 by Wake Forest (9-6)
<b>7 Touchdowns</b>	Oct. 25, 2018 at Virginia Tech (7)	Aug. 29, 2019 by No. 1 Clemson (7)
<b>0 Touchdowns</b>	Sept. 28, 2019 at Temple	Sept. 1, 2018 by Alcorn State
<b>5+ Rushing Touchdowns</b>	Oct. 25, 2018 at Virginia Tech (7)	Aug. 29, 2019 by No. 1 Clemson (5)
<b>4+ Passing Touchdowns</b>	Sept. 13, 2014 vs. Georgia Southern (4)	Nov. 24, 2018 by No. 5 Georgia (4)
<b>Interception Return for TD</b>	Oct. 5, 2018 at Louisville Juanyeh Thomas (95 yards) (Jordan Travis pass)	Nov. 11, 2017 by No. 17 Virginia Tech Greg Stroman (24 yards) (TaQuon Marshall pass)
<b>Fumble Return for TD</b>	Sept. 1, 2018 vs. Alcorn State; David Curry (15 yards)	Sept. 28, 2019 at Temple; Benny Walls (74 yards)
<b>Punt Return for TD</b>	Sept. 10, 2009 vs. Clemson; Jerrard Tarrant (85 yards)	Sept. 23, 2017 by Pittsburgh; Quadree Henderson (80 yards)
<b>Blocked Punt Return for TD</b>	Sept. 27, 1997 vs. Clemson Block by Ajenavi Ezimefe, Djay Jones recovered for TD	Oct. 12, 2019 by Duke Xander Gagnon blocked and Javon Jackson recovered for a touchdown
<b>Kickoff Return for TD</b>	Nov. 24, 2018 at No. 5 Georgia; Juanyeh Thomas (100-yard return)	Sept. 8, 2018 by USF; Terrence Horne (98 yards) Sept. 8, 2018 by USF; Terrence Horne (97 yards)
<b>2 Non-Offensive TDs</b>	Nov. 8, 2014 at NC State (INT return, fumble return)	Sept. 8, 2018 by USF (2 kickoff returns)
<b>4 Field Goals Made</b>	Dec. 31, 2016 vs. Kentucky (4)	Oct. 14, 2017 by No. 11/10 Miami (4)
<b>3 Field Goals Missed</b>	Oct. 20, 2012 vs. Boston College (3)	Sept. 29, 2007 by Clemson (4)
<b>5 Field Goals Attempted</b>	Dec. 31, 2011 vs. Utah (5)	Nov. 17, 2007 by North Carolina (5)
<b>50-yard Field Goal Made</b>	Dec. 31, 2016 vs. Kentucky (Harrison Butker, 52)	Sept. 23, 2017 by Pittsburgh; Alex Kessman (55 yards)
<b>Missed PAT</b>	Sept. 14, 2019 vs. The Citadel	Nov. 18, 2017 by Duke
<b>Missed more than 1 PAT</b>	Nov. 3, 2012 at Maryland (2)	Nov. 5, 1977 by Notre Dame (2)
<b>Made 2-Point Conversion</b>	Oct. 5, 2019 vs. North Carolina (J. Graham pass to T. Davis)	Nov. 3, 2018 by North Carolina (N. Elliott pass to A. Ratliff)
<b>Failed 2-Point Conversion</b>	Oct. 12, 2019 at Duke (Jordan Yates pass failed)	Nov. 11, 2017 by No. 17 Virginia Tech (Josh Jackson pass failed)
<b>Two+ 2-Point Conversions Att.</b>	Nov. 17, 2018 vs. Virginia (OT) (2, 2 converted)	Nov. 11, 2017 by No. 17 Virginia Tech (2, 2 failed)
<b>Defensive Extra Point Scored</b>	Oct. 28, 1989 at Duke Ken Swilling 99-yard INT return (Steve Prince pass)	None recorded
<b>Recorded Safety</b>	Sept. 28, 2019 at Temple Temple RB was tackled in their own end zone	Nov. 4, 2017 by Virginia GT recovered a fumble in their own end zone
<b>Blocked Field Goal</b>	Nov. 12, 2016 at No. 18/22 Virginia Tech TEAM blocked Joey Slye's attempt	Sept. 4, 2017 by No. 25/24 Tennessee (20T) Paul Bain blocked Shawn Davis' attempt
<b>Blocked PAT</b>	Nov. 8, 2014 at NC State (Adam Gotsis)	Nov. 18, 2017 by Duke (Mike Ramsay)
<b>Blocked Punt</b>	Oct. 12, 2019 at Duke Jerry Howard, Jr. blocked punt of Austin Parker	Oct. 12, 2019 by Duke Xander Gagnon blocked punt of Pressley Harvin III
<b>Blocked 2 Kicks/Punts</b>	Dec. 30, 2013 vs. Ole Miss (field goal/PAT)	Nov. 4, 1989 by Western Carolina (2 FGAs)
<b>30+ First Downs</b>	Oct. 25, 2018 at Virginia Tech (35)	Oct. 5, 2019 by North Carolina (34)
<b>10 (or fewer) First Downs</b>	Oct. 28, 2017 at No. 7 Clemson (10)	Sept. 1, 2018 by Alcorn State (9)
<b>500-599 Yards Total Offense</b>	Oct. 5, 2018 at Louisville (554)	Oct. 5, 2019 by North Carolina (587)
<b>600+ Yards Total Offense</b>	Sept. 8, 2018 at USF (602)	Aug. 29, 2019 by No. 1 Clemson (632)
<b>&lt; 200 Yards Total Offense</b>	Sept. 22, 2016 vs. No. 5/3 Clemson (124)	Sept. 1, 2018 by Alcorn State (146)
<b>&lt; 100 Yards Total Offense</b>	Nov. 18, 1961 at Alabama (96)	Oct. 9, 2004 by Maryland (82)
<b>300+ Yards Total Offense, Half</b>	Sept. 8, 2018 at USF (337/2nd)	Aug. 29, 2019 by No. 1 Clemson (339/1st)
<b>&lt; 50 Yards Total Offense, Half</b>	Sept. 22, 2016 vs. No. 5/3 Clemson (22/1st)	Sept. 9, 2017 by Jacksonville State (45/2nd)
<b>90 Offensive Plays</b>	Sept. 4, 2017 vs. No. 25/24 Tennessee (20T) (96)	Oct. 5, 2019 by North Carolina (97)
<b>50 (or fewer) Offensive Plays</b>	Nov. 19, 2016 vs. Virginia (41)	Oct. 25, 2018 by Virginia Tech (47)
<b>300-399 Yards Rushing</b>	Sept. 29, 2018 vs. Bowling Green (376)	Sept. 14, 2019 by The Citadel (320)
<b>400+ Yards Rushing</b>	Nov. 3, 2018 at North Carolina (461)	Aug. 29, 2019 by No. 1 Clemson (411)
<b>50 Yards (or less) Rushing</b>	Nov. 27, 2004 at Georgia (24)	Sept. 23, 2017 by Pittsburgh (37)
<b>0 Yards (or less) Rushing</b>	1968 (two times – vs. Notre Dame and Navy)	Nov. 2, 2013 by Pittsburgh (-5)
<b>60+ Rushing Attempts</b>	Oct. 25, 2018 at Virginia Tech (78)	Sept. 14, 2019 by The Citadel (71)
<b>30 (or fewer) Rushing Attempts</b>	Nov. 1, 2007 vs. Virginia Tech (26)	Nov. 10, 2018 by Miami (Fla.)
<b>25+ Pass Completions</b>	Sept. 10, 2005 vs. North Carolina (25)	Oct. 5, 2019 by North Carolina (33)
<b>5 (or fewer) Pass Completions</b>	Nov. 24, 2018 at No. 5 Georgia (5)	Sept. 14, 2019 by The Citadel (1)

**THE LAST TIME IT HAPPENED ...**
**TEAM**

	<b>GEORGIA TECH</b>	<b>OPPONENT</b>
<b>40+ Pass Attempts</b>	Sept. 22, 2007 at Virginia (40)	Oct. 5, 2019 by North Carolina (51)
<b>10 (or fewer) Pass Attempts</b>	Nov. 17, 2018 vs. Virginia (OT) (8)	Sept. 14, 2019 by The Citadel (4)
<b>Threw 3 Interceptions</b>	Nov. 1, 2007 vs. Virginia Tech (5)	Nov. 3, 2018 by North Carolina (3)
<b>300-399 Yards Passing</b>	Sept. 1, 2011 vs. Western Carolina (365)	Oct. 5, 2019 by North Carolina (376)
<b>400+ Yards Passing</b>	Nov. 10, 2001 at Virginia (486)	Dec. 31, 2014 by Mississippi State (453)
<b>100 (or less) Yards Passing</b>	Sept. 7, 2019 vs. USF (76)	Sept. 1, 2018 by Alcorn State (69)
<b>Completed 70 Percent of Passes</b>	Nov. 10, 2018 vs. Miami (Fla.) (.750, 3-of-4)	Nov. 24, 2018 by No. 5 Georgia (.789, 15-of-19)
<b>5+ Fumbles</b>	Oct. 13, 2018 vs. Duke (6)	Oct. 25, 2014 by Pittsburgh (7)
<b>4+ Fumbles Lost</b>	Sept. 23, 2017 vs. Pittsburgh (4)	Oct. 25, 2014 by Pittsburgh (6)
<b>5 Turnovers</b>	Oct. 26, 2013 at Virginia (5)	Oct. 25, 2014 by Pittsburgh (6)
<b>0 Turnovers</b>	Oct. 12, 2019 at Duke	Oct. 12, 2019 by Duke
<b>10 Penalties</b>	Oct. 12, 2013 at BYU (10)	Sept. 28, 2019 by Temple (10)
<b>2 (or fewer) Penalties</b>	Sept. 7, 2019 vs. USF (2)	Nov. 24, 2018 by No. 5 Georgia (2)
<b>100+ Penalty Yards</b>	Oct. 20, 2007 vs. Army (110)	Oct. 28, 2004 by Virginia Tech (108)
<b>10 (or fewer) Penalty Yards</b>	Oct. 14, 2017 vs. No. 11/10 Miami (6)	Nov. 24, 2018 by No. 5 Georgia (10)
<b>10 Punts</b>	Sept. 29, 2007 vs. Clemson (10)	Oct. 11, 2008 by Gardner-Webb (10)
<b>0 Punts</b>	Oct. 5, 2018 at Louisville	Dec. 5, 2009 by Clemson
<b>10 Third-Down Conversions</b>	Nov. 17, 2018 vs. Virginia (OT) (10)	Oct. 5, 2019 by North Carolina (11)
<b>2+ Fourth-Down Conversions</b>	Nov. 3, 2018 at North Carolina (2-of-4)	Oct. 5, 2018 by Louisville (2-of-3)
<b>4 Fourth-Down Attempts</b>	Nov. 24, 2018 at No. 5 Georgia (3-of-6)	Nov. 11, 2017 by No. 17 Virginia Tech (2-of-4)
<b>37:00 or higher TOP</b>	Oct. 25, 2018 at Virginia Tech (42:18)	Nov. 19, 2016 by Virginia (38:37)
<b>15 Tackles for Loss</b>	Sept. 1, 2007 at Notre Dame (19)	None Recorded
<b>10 Sacks</b>	Oct. 9, 1993 vs. Maryland (11)	None Recorded
<b>5 Players to Score TD</b>	Oct. 5, 2018 at Louisville (6)	Aug. 29, 2019 by No. 1 Clemson (5)
<b>4 Players to Rush for TD</b>	Oct. 5, 2018 at Louisville (5)	Nov. 10, 2012 by North Carolina (4)
<b>3 Players to Catch TD Pass</b>	Sept. 12, 2015 vs. Tulane (3)	Nov. 24, 2018 by No. 5 Georgia (3)
<b>2 Players to Throw TD Pass</b>	Sept. 17, 2016 vs. Vanderbilt (2 - Justin Thomas & Matthew Jordan)	Aug. 29, 2019 by No. 1 Clemson (2 - Trevor Lawrence & Chase Brice)
<b>15-Play+ Touchdown Drive</b>	Oct. 13, 2018 vs. Duke (15)	Nov. 10, 2018 by Miami (Fla.) (15)
<b>8-Minute+ Touchdown Drive</b>	Sept. 30, 2017 vs. North Carolina (8:54)	Sept. 9, 2017 by Jacksonville State (8:11)
<b>90-Yard+ Touchdown Drive</b>	Aug. 29, 2019 at No. 1 Clemson (90)	Nov. 10, 2018 by Miami (Fla.) (95)
<b>1-Play Touchdown Drive</b>	Nov. 3, 2018 at North Carolina (Q. Searcy 86-yd pass from T. Oliver)	Aug. 29, 2019 by No. 1 Clemson (twice) (T. Etienne 90-yd run & 14-yd run)
<b>Won an Overtime Game</b>	Nov. 17, 2018 vs. Virginia (OT) (30-27)	Sept. 14, 2019 by The Citadel (OT) (27-24)
<b>Game Won on Final Play</b>	Oct. 24, 2015 vs. Florida State (Lance Austin 78-yard missed FG return)	Sept. 14, 2019 by The Citadel (37-yard FG in overtime)

**BOTH TEAMS COMBINED**

<b>90 Points</b>	Oct. 5, 2018 at Louisville (97) (66-31)	<b>100+ Rushing Attempts</b>	Sept. 14, 2019 vs. The Citadel (104)
<b>20 (or fewer) Points</b>	Nov. 28, 2015 vs. Georgia (20) (13-7)	<b>60 (or fewer) Rushing Attempts</b>	Sept. 9, 2006 vs. Samford (51)
<b>10 (or fewer) Points</b>	Nov. 11, 2006 at North Carolina (7) (7-0)	<b>700+ Yards Passing</b>	Nov. 10, 2001 at Virginia (813)
<b>50 Points in a Half</b>	Oct. 12, 2019 at Duke (52/1st)	<b>150 (or fewer) Yards Passing</b>	Nov. 3, 2012 at Maryland (146)
<b>0 Points in a Half</b>	Nov. 11, 2006 at North Carolina (2nd)	<b>50 Pass Completions</b>	Sept. 15, 2007 vs. Boston College (50)
<b>30 Points in a Quarter</b>	Oct. 12, 2019 at Duke (35/2nd)	<b>20 (or fewer) Completions</b>	Sept. 14, 2019 vs. The Citadel (8)
<b>10+ Touchdowns</b>	Oct. 25, 2018 at Virginia Tech (11)	<b>90 Pass Attempts</b>	Oct. 26, 2002 vs. Virginia (101)
<b>0 Touchdowns</b>	Dec. 2, 2006 vs. Wake Forest	<b>30 (or fewer) Pass Attempts</b>	Sept. 14, 2019 vs. The Citadel (17)
<b>5 Touchdowns in a Quarter</b>	Oct. 12, 2019 at Duke (5/2nd)	<b>5 Passes Intercepted</b>	Nov. 1, 2007 vs. Virginia Tech (5)
<b>8 Touchdowns in a Half</b>	Nov. 10, 2012 at North Carolina (8/1st, 8/2nd)	<b>10 Fumbles</b>	Oct. 13, 2018 vs. Duke (10)
<b>6 Field Goals</b>	Nov. 17, 2018 vs. Virginia (OT) (6)	<b>5 Fumbles Lost</b>	Sept. 23, 2017 vs. Pittsburgh (5)
<b>4 Field Goals Missed</b>	Oct. 20, 2012 vs. Boston College (4)	<b>10 Turnovers</b>	Nov. 17, 1990 at Wake Forest (10)
<b>8 Field Goals Attempted</b>	Nov. 17, 2007 vs. North Carolina (8)	<b>0 Turnovers</b>	Oct. 15, 2016 vs. Georgia Southern
<b>50 First Downs</b>	Oct. 25, 2018 at Virginia Tech (51)	<b>20 Penalties</b>	Sept. 10, 2004 vs. Western Carolina (21)
<b>25 (or fewer) First Downs</b>	Oct. 18, 2008 at Clemson (24) (12-12)	<b>5 (or fewer) Penalties</b>	Nov. 24, 2018 at No. 5 Georgia (4)
<b>1,000+ Yards Total Offense</b>	Oct. 5, 2018 at Louisville (1,037)	<b>200 Penalty Yards</b>	Sept. 9, 2000 vs. Florida State (254)
<b>500 Yards (or fewer) Total Offense</b>	Oct. 22, 2011 at Miami (473)	<b>25 (or fewer) Penalty Yards</b>	Oct. 22, 2011 at Miami (15)
<b>160+ Offensive Plays</b>	Oct. 26, 2002 vs. Virginia (165)	<b>15+ Punts</b>	Nov. 4, 2017 at Virginia (18)
<b>120 (or fewer) Offensive Plays</b>	Nov. 10, 2018 vs. Miami (110)	<b>0 Punts</b>	Dec. 5, 2009 vs. Clemson
<b>600+ Yards Rushing</b>	Oct. 5, 2018 at Louisville (655)	<b>10 Sacks</b>	Nov. 10, 2007 at Duke (10)
<b>150 (or fewer) Yards Rushing</b>	Nov. 19, 2005 at Miami (150)		

**THE LAST TIME IT HAPPENED ...**
**INDIVIDUAL**

	<b>GEORGIA TECH</b>	<b>OPPONENT</b>
<b>30+ Rushing Attempts</b>	Oct. 25, 2018 at Virginia Tech, Tobias Oliver (40)	Nov. 8, 2003 by Duke, Chris Douglas (30)
<b>150-199 Yards Rushing</b>	Oct. 5, 2018 at Louisville, TaQuon Marshall (175)	Oct. 14, 2017 by No. 11/10 Miami, Travis Homer (170)
<b>200+ Yards Rushing</b>	Oct. 25, 2018 at Virginia Tech, Tobias Oliver (215)	Aug. 29, 2019 by No. 1 Clemson, Travis Etienne (205)
<b>50+ Pass Attempts</b>	Oct. 6, 2005 vs. NC State, Reggie Ball (53)	Oct. 5, 2019 by North Carolina, Sam Howell (51)
<b>40+ Pass Attempts</b>	Sept. 22, 2007 at Virginia, Taylor Bennett (40)	Oct. 5, 2019 by North Carolina, Sam Howell (51)
<b>25+ Pass Completions</b>	Nov. 8, 2003 vs. Duke, Reggie Ball (27)	Oct. 5, 2019 by North Carolina, Sam Howell (33)
<b>Threw 3 Interceptions</b>	Nov. 1, 2007 vs. Virginia Tech, Taylor Bennett (4)	Nov. 3, 2018 by North Carolina, Nathan Elliott (3)
<b>300-399 Yards Passing</b>	Oct. 6, 2007 vs. Maryland, Taylor Bennett (309)	Oct. 5, 2019 by North Carolina, Sam Howell (376)
<b>400+ Yards Passing</b>	Nov. 10, 2001 at Virginia, George Godsey (486)	Sept. 22, 2012 by Miami, Stephen Morris (436)
<b>Rushed &amp; Passed for 100+ Yds.</b>	Nov. 3, 2018 at North Carolina, Tobias Oliver (120/104)	Oct. 3, 2015 by North Carolina, Marquise Williams (148/134)
<b>Rushed &amp; Received for 100+ Yds.</b>	Nov. 14, 2013 at Clemson, Robert Godhigh (126/203)	Oct. 30, 1997 by North Carolina, J. Linton (138/137)
<b>300-399 Yards Total Offense</b>	Nov. 4, 2017 at Virginia, TaQuon Marshall (322)	Oct. 14, 2017 by No. 11/10 Miami, Malik Rosier (317)
<b>400+ Yards Total Offense</b>	Oct. 29, 2016 vs. Duke, Justin Thomas (459)	Oct. 6, 2012 by Clemson, Tajh Boyd (460)
<b>10+ Receptions</b>	Oct. 7, 2006 vs. Maryland, Calvin Johnson (10)	Nov. 17, 2018 by Virginia, Olamide Zaccheaus (10)
<b>100-199 Yards Receiving</b>	Sept. 8, 2018 at USF, Clinton Lynch (111)	Sept. 29, 2018 by Bowling Green, Scott Miller (117)
<b>200+ Yards Receiving</b>	Oct. 4, 2008 vs. Duke, Demaryius Thomas (230)	Dec. 29, 2005 by Utah, Travis Latendresse (214)
<b>4+ Touchdowns Scored</b>	Sept. 4, 2017 vs. No. 25/24 Tennessee (20T), TaQuon Marshall (5)	Nov. 24, 2018 by No. 5 Georgia, Jake Fromm (4)
<b>3+ Touchdowns Rushing</b>	Oct. 25, 2018 at Virginia Tech, Tobias Oliver/Jordan Mason (3)	Aug. 29, 2019 by No. 1 Clemson, Travis Etienne (3)
<b>3+ Touchdowns Receiving</b>	Sept. 11, 2004 vs. Clemson, Calvin Johnson (3)	Nov. 29, 2008 by Georgia, Mohamed Massaquoi (3)
<b>4+ Touchdowns Passing</b>	Sept. 13, 2014 vs. Georgia Southern, Justin Thomas (4)	Oct. 5, 2019 by North Carolina, Sam Howell (4)
<b>Rushing &amp; Receiving TDs</b>	Oct. 14, 2017 vs. No. 11/10 Miami, J.J. Green (1/1)	Oct. 14, 2017 by No. 11/10 Miami, Travis Homer (1/1)
<b>Rushing &amp; Passing TDs</b>	Oct. 12, 2019 at Duke, James Graham (1/1)	Oct. 25, 2018 by Virginia Tech, Ryan Willis (1/2)
<b>Passing &amp; Receiving TDs</b>	Nov. 17, 2007 vs. North Carolina, Taylor Bennett (1/1)	Nov. 18, 2017 by Duke, Shaun Wilson (1/2)
<b>3 Field Goals</b>	Nov. 12, 2016 at No. 18/22 Virginia Tech, Harrison Butker (3-of-3)	Nov. 18, 2017 by Duke, Austin Parker (3-of-3)
<b>4+ Field Goals</b>	Nov. 17, 2018 vs. Virginia, Wesley Wells (4-of-4)	Oct. 14, 2017 by No. 11/10 Miami, Michael Badgley (4-of-4)
<b>5 Field Goal Attempts</b>	Sept. 1, 2007 vs. Notre Dame, Travis Bell (5)	Nov. 17, 2007 by North Carolina, Connor Barth (5)
<b>Made a 50-yard Field Goal</b>	Dec. 31, 2016 vs. Kentucky, Harrison Butker (52)	Sept. 23, 2017 by Pittsburgh, Alex Kessman (55)
<b>Attempted a 60-yard Field Goal</b>	Nov. 24, 2007 vs. North Carolina, Travis Bell (62/miss)	Nov. 17, 2007 by North Carolina, Connor Barth (63/miss)
<b>10+ Punts</b>	Sept. 15, 2007 vs. Boston College, Durant Brooks (10)	None recorded
<b>60-69 yard Punt</b>	Sept. 8, 2018 at USF, Presley Harvin III (62)	Nov. 4, 2017 by Virginia, Lester Coleman (63)
<b>70-yard+ Punt</b>	Nov. 17, 2007 vs. North Carolina, Durant Brooks (77)	Sept. 4, 2017 by No. 25/24 Tennessee (20T), Trevor Daniel (70)
<b>100+ Punt Return Yards</b>	Aug. 31, 2002 vs. Vanderbilt, Kelley Rhino (110)	None recorded
<b>70-89 yard Punt Return</b>	Sept. 10, 2009 vs. Clemson, Jerrard Tarrant (85 TD)	Sept. 23, 2017 by Pittsburgh, Quadree Henderson (80 TD)
<b>Punt Return for a Touchdown</b>	Sept. 10, 2009 vs. Clemson, Jerrard Tarrant	Sept. 23, 2017 by Pittsburgh, Quadree Henderson
<b>90-yard+ Kickoff Return</b>	Nov. 24, 2018 at No. 5 Georgia, Juanyeh Thomas (100 TD)	Sept. 8, 2018 by USF, Terrence Horne (98 TD, 97 TD)
<b>Kickoff Return for a Touchdown</b>	Nov. 24, 2018 at No. 5 Georgia, Juanyeh Thomas (100 TD)	Sept. 8, 2018 by USF, Terrence Horne (98 TD, 97 TD)
<b>70-yard+ Interception Return</b>	Aug. 31, 2013 vs. Elon, Tyler Marcordes (95)	Nov. 9, 2002 by Florida State, S. Samuels (82 TD)
<b>15+ Tackles</b>	Oct. 5, 2019 vs. North Carolina, David Curry (16)	Oct. 13, 2018 by Duke, Joe Giles-Harris (15)
<b>3.0+ Sacks</b>	Nov. 30, 2013 vs. Georgia (20T), Jeremiah Attaochu (4.0)	Oct. 12, 2019 by Duke, Victor Dimukeje (3.0)
<b>2+ Interceptions</b>	Sept. 30, 2017 vs. North Carolina, A.J. Gray (2)	Oct. 26, 2013 by Virginia, Anthony Harris (2)
<b>2+ Fumble Recoveries</b>	Oct. 5, 2018 at Louisville, Charlie Thomas (2)	None recorded
<b>2+ Forced Fumbles</b>	Oct. 5, 2018 at Louisville, Anree Saint-Amour (2)	Nov. 3, 2018 by North Carolina, Cole Holcomb (3)

**TWO PLAYERS**

	<b>GEORGIA TECH</b>	<b>OPPONENT</b>
<b>2 100-yard Rushers</b>	Oct. 5, 2018 at Louisville TaQuon Marshall (175) and Tobias Oliver (103)	Nov. 28, 2009 by Georgia Washaun Ealey (183) and Caleb King (166)
<b>2 100-yard Receivers</b>	Sept. 10, 2005 vs. North Carolina Damarius Bilbo (131) and Calvin Johnson (114)	Nov. 14, 2013 by Clemson Martavis Bryant (176) and Sammy Watkins (104)
<b>100-yard Rusher/100-yard Receiver</b>	Sept. 8, 2018 TaQuon Marshall (113) and Clinton Lynch (111)	Sept. 4, 2017 by No. 25/24 Tennessee (20T) John Kelly (128) and Marquez Callaway (115)
<b>250 Combined Yards Rushing</b>	Oct. 25, 2018 at Virginia Tech Tobias Oliver and Jordan Mason (297)	Aug. 29, 2019 by No. 1 Clemson Travis Etienne and Lyn-J Dixon (272)
<b>250 Combined Yards Receiving</b>	Jan. 1, 2007 vs. West Virginia Calvin Johnson and James Johnson (254)	Nov. 14, 2013 by Clemson Martavis Bryant and Sammy Watkins (280)
<b>20 Combined Receptions</b>	Nov. 10, 2001 at Virginia Will Glover and Kerry Watkins (21)	Oct. 26, 2013 by Virginia Darius Jennings and Tim Smith (23)

	<b>GEORGIA TECH</b>	<b>14</b>
	<b>0-1, 0-1</b>	
	<b>No. 1/1 CLEMSON</b>	<b>52</b>
	<b>1-0, 1-0</b>	

**Game 1 • Aug. 29, 2019 • Clemson, S.C. • Memorial Stadium (79,118)**
**SCORING SUMMARY**

	1	2	3	4	F
Georgia Tech	0	0	7	7	14
Clemson	14	14	14	10	52

1st 11:52	CU	Trevor Lawrence 6 yd run (B.T. Potter kick)	GT 0, CU 7
5:39	CU	Travis Etienne 90 yd run (B.T. Potter kick)	GT 0, CU 14
2nd 12:45	CJ	Travis Etienne 14 yd run (B.T. Potter kick)	GT 0, CU 21
4:34	CU	Tee Higgins 62 yd pass from Trevor Lawrence (B.T. Potter kick)	GT 0, CU 28
3rd 12:42	CU	Travis Etienne 48 yd run (B.T. Potter kick)	GT 0, CU 35
11:40	GT	Jordan Mason 7 yd run (Wesley Wells kick)	GT 7, CU 35
8:08	CU	Lyn-J Dixon 18 yd run (B.T. Potter kick)	GT 7, CU 42
4th 14:54	CU	Frank Ladson, Jr. 21 yd pass from Chase Brice (B.T. Potter kick)	GT 7, CU 49
10:33	GT	Ahmarean Brown 28 yd pass from James Graham (Wesley Wells kick)	GT 14, CU 49
6:11	CU	B.T. Potter 51 yd field goal	GT 14, CU 52

**TEAM STATISTICS**

	GT	CU
First Downs.....	13	29
Rushes-Yards.....	45-157	49-411
Passing Yards.....	137	221
Pass Comp-Att-Int.....	7-18-2	18-30-2
Total Offense.....	294	632
Fumbles-Lost.....	3-2	1-1
Penalties-Yards.....	2-10	6-43
Punts-Yards (Avg./Net).....	8-345 (43.1/39.6)	3-120 (40.0/40.0)
Kickoffs-Yards (Avg./Net).....	3-170 (56.7/37.3)	9-585 (65.0/43.9)
Punt Returns (No.-Yds.-TD).....	1-0-0	1-8-0
Kickoff Returns (No.-Yds.-TD).....	3-40-0	3-58-0
Interceptions (No.-Yds.-TD).....	2-39-0	2-19-0
Fumble Returns (No.-Yds.-TD).....	0-0-0	0-0-0
Time of Possession.....	27:12	32:48
Third-Down Conversions.....	5-of-16	6-of-12
Fourth-Down Conversions.....	0-of-2	1-of-2
Red-Zone Scores-Chances.....	1-2	3-4
Sacks By (No.-Yds.).....	0-0	4-22
Field Goals.....	0-0	1-1
Points Off Turnovers.....	0	21

**INDIVIDUAL STATISTICS**

**RUSHING:** GT — J. Mason 13-72; T. Oliver 20-56; J. Howard 4-15; J. Graham 4-15; L. Johnson 1-1; J. Griffin 1-1; N. Cottrell 1-(-3).  
 CU — Etienne 12-205; Dixon 8-64; Mellusi 6-36; Dukes 7-29; Lawrence 3-24; Phommachanh 5-21; Rencher 6-21; Brice 2-11.

**PASSING:** GT — T. Oliver 3-9-2, 65; J. Graham 4-7-0, 72; L. Johnson 0-2-0, 0.  
 CU — Lawrence 13-23-2, 168; Brice 5-7-0, 53.

**RECEIVING:** GT — J. Howard 2-57; J. Blacato 1-34; A. Brown 1-28; M. Carter 1-11; T. Davis 1-7; J. Mason 1-0.  
 CU — Higgins 4-98; Ross 3-13; Dixon 1-22; Ladson 1-21; Lay 1-20; Powell 1-13; Ngata 1-12; Chalk 1-8; Swinney 1-4; Etienne 1-3; Overton 1-3; Spector 1-3; Chase 1-1.

**INTERCEPTIONS:** GT — Swilling; K. Oliver.  
 CU — Muse; Johnson.

**FUMBLE RECOVERIES:** GT — Dingle.  
 CU — Spector; Kelly.

**FORCED FUMBLES:** GT — J. Thomas.  
 CU — Smith.

**TACKLES FOR LOSS:** GT — Henderson 2.0-3; Oliver 1.0-1; Johnson 1.0-1; C. Thomas 0.5-1; Jordan-Swilling 0.5-1; Glanton 0.5-0.  
 CU — Thomas 1.5-13; Pinckney 1.0-10; Smith 1.0-4; Spector 1.0-3; Henry 1.0-5; Venables 1.0-2; Zanders 0.5-1; Skalski 0.5-4; Davis 0.5-1.

**SACKS:** GT — None.  
 CU — Pinckney 1.0-10; Henry 1.0-5; Skalski 0.5-4; Thomas 0.5-2; Davis 0.5-1; Venables 0.5-0.

	<b>USF</b>	<b>10</b>
	<b>0-2, 0-0</b>	
	<b>GEORGIA TECH</b>	<b>14</b>
	<b>1-1, 0-1</b>	

**Game 2 • Sept. 7, 2019 • Atlanta, Ga. • Bobby Dodd Stadium (46,599)**
**SCORING SUMMARY**

	1	2	3	4	F
USF	3	0	0	7	10
Georgia Tech	0	14	0	0	14

1st 3:40	USF	WEISS, Coby 27 yd field goal	USF 3 - GT 0
2nd 11:03	GT	Jordan Mason 1 yd run (Brenton King kick)	USF 3 - GT 7
0:53	GT	Tobias Oliver 7 yd run (Brenton King kick)	USF 3 - GT 14
4th 14:53	USF	FORD, Johnny 20 yd pass from McCLOUD, Jordan (WEISS, Coby kick)	USF 10 - GT 14

**TEAM STATISTICS**

	USF	GT
First Downs.....	11	21
Rushes-Yards.....	30-92	49-181
Passing Yards.....	169	76
Pass Comp-Att-Int.....	16-25-0	14-21-1
Total Offense.....	261	257
Fumbles-Lost.....	4-2	2-1
Penalties-Yards.....	9-95	2-20
Punts-Yards (Avg./Net).....	7-361 (51.6/45.4)	6-248 (41.3/40.0)
Kickoffs-Yards (Avg./Net).....	3-150 (50.0/38.7)	3-155 (51.7/37.3)
Punt Returns (No.-Yds.-TD).....	3-8-0	5-23-0
Kickoff Returns (No.-Yds.-TD).....	2-43-0	2-34-0
Interceptions (No.-Yds.-TD).....	1-6-0	0-0-0
Fumble Returns (No.-Yds.-TD).....	0-0-0	0-0-0
Time of Possession.....	27:25	32:35
Third-Down Conversions.....	4-of-15	5-of-14
Fourth-Down Conversions.....	2-of-2	0-of-0
Red-Zone Scores-Chances.....	2-3	2-2
Sacks By (No.-Yds.).....	2-17	4-22
Field Goals.....	1-1	0-1
Points Off Turnovers.....	7	0

**INDIVIDUAL STATISTICS**

**RUSHING:** GT — J. Mason 20-99; T. Oliver 9-48; L. Johnson 9-36; J. Graham 6-2; Ah. Brown 1-2; J. Howard, Jr. 1-1; Team 3-(-7).  
 USF — B. Barnett 8-42; J. Cronkrite 12-16; J. Evans 3-15; J. McCloud 4-12; J. Ford 3-7.

**PASSING:** GT — L. Johnson 11-17-1 45; T. Oliver 2-3-0 11; J. Graham 1-1-0 20.  
 USF — B. Barnett 12-20-0 79; J. McCloud 4-5-0 90.

**RECEIVING:** GT — J. Howard 2-57; J. Blacato 1-34; A. Brown 1-28; M. Carter 1-11; T. Davis 1-7; J. Mason 1-0.  
 USF — J. Ford 4-23; M. Wilcox 3-60; R. St. Felix 3-38; E. McDoom 3-8; B. Miller 1-19; T. Horne 1-14; J. Phillips 1-7.

**INTERCEPTIONS:** GT — None  
 USF — Sails.

**FUMBLE RECOVERIES:** GT — Chimedza; Curry.  
 USF — Slade.

**FORCED FUMBLES:** GT — C. Thomas; K. Oliver.  
 USF — Roberts.

**TACKLES FOR LOSS:** GT — C. Thomas 2.0-12; Carpenter 2.0-4; Jackson 2.0-2; Jordan-Swilling 1.0-9; Knight 1.0-3; Glanton 1.0-1.  
 USF — Kegler 2.5-3; Yates 2.0-7; Boyles 1.5-3; Jones 1.0-14; Studstill 1.0-2; Macon 1.0-2; Mims 1.0-1; Grier 0.5-1; Slade 0.5-0.

**SACKS:** GT — C. Thomas 2.0-12; Jordan-Swilling 1.0-9; Glanton 1.0-1.  
 USF — Jones 1.0-14; Yates 1.0-3.



	<b>THE CITADEL</b>	<b>27</b>
	1-2, 0-0	
	<b>GEORGIA TECH</b>	<b>24</b>
	1-2, 0-1	

Game 3 • Sept. 14, 2019 • Atlanta, Ga. • Bobby Dodd Stadium (42,871)

**SCORING SUMMARY**

	1	2	3	4	OT	F
The Citadel	7	7	7	3	3	27
Georgia Tech	0	6	8	10	0	24

1st 5:55	CIT	Raleigh Webb 30 yd pass from Brandon Rainey (Jacob Godek kick)	CIT 7 - GT 0
2nd 12:49	GT	Jordan Mason 4 yd run (Wesley Wells kick failed)	CIT 7 - GT 6
0:15	CIT	Dante Smith 12 yd run (Jacob Godek kick)	CIT 14 - GT 6
3rd 10:50	GT	Jalen Camp 33 yd pass from Lucas Johnson (Jalen Camp pass from Johnson, L.)	CIT 14 - GT 14
6:05	CIT	Brandon Rainey 22 yd run (Jacob Godek kick)	CIT 21 - GT 14
4th 7:29	GT	Jordan Mason 25 yd run (Brenton King kick)	CIT 21 - GT 21
1:51	CIT	Jacob Godek 47 yd field goal	CIT 24 - GT 21
0:00	GT	Brenton King 34 yd field goal	CIT 24 - GT 24
OT 0:00	CIT	Jacob Godek 37 yd field goal	CIT 27 - GT 24

**TEAM STATISTICS**

	CIT	GT
First Downs.....	25	14
Rushes-Yards.....	71	33-183
Passing Yards.....	320	118
Pass Comp-Att-Int.....	1-4-1	7-13-0
Total Offense.....	350	301
Fumbles-Lost.....	3-0	0-0
Penalties-Yards.....	5-55	8-80
Punts-Yards (Avg./Net).....	3-114 (38.0/38.0)	4-161 (40.2/35.0)
Kickoffs-Yards (Avg./Net).....	5-322 (64.4/28.0)	4-185 (46.2/40.0)
Punt Returns (No.-Yds.-TD).....	1-1-0	2-0-0
Kickoff Returns (No.-Yds.-TD).....	0-0-0	4-157-0
Interceptions (No.-Yds.-TD).....	0-0-0	1-8-0
Fumble Returns (No.-Yds.-TD).....	0-0-0	0-0-0
Time of Possession.....	41:50	18:10
Third-Down Conversions.....	8-of-16	3-of-9
Fourth-Down Conversions.....	1-of-1	0-of-1
Red-Zone Scores-Chances.....	1-4	2-2
Sacks By (No.-Yds).....	3-22	1-4
Field Goals.....	2-3	1-2
Points Off Turnovers.....	0	0

**INDIVIDUAL STATISTICS**

**RUSHING:** GT — Tobias Oliver 11-92; Jordan Mason 11-78; Jerry Howard Jr. 2-12; Lucas Johnson 7-5; TEAM 1-(-2); Dontae Smith 1-(-2).  
 CIT — Clay Harris 26-93; Brandon Rainey 17-70; Dante Smith 6-43; Nkem Njoku 3-39; Remus Bulmer 6-36; Brian Murdaugh 11-21; Raleigh Webb 1-16; Keyonte Sessions 1-2.  
**PASSING:** GT — Lucas Johnson 5-10-0 91; Tobias Oliver 2-3-0 27.  
 CIT — Brandon Rainey 1-4-1-30.  
**RECEIVING:** GT — Jalen Camp 3-71; Malachi Carter 1-28; Jordan Mason 1-11; Ahmrean Brown 1-10; Tyler Davis 1-(-2).  
 CIT — Raleigh Webb 1-30.  
**INTERCEPTIONS:** GT — Curry 1-8  
 CIT — None.  
**FUMBLE RECOVERIES:** GT — None.  
 CIT — None.  
**FORCED FUMBLES:** GT — C. Thomas; T. Carpenter.  
 CIT — None.  
**TACKLES FOR LOSS:** GT — C. Thomas 1.0-8; Curry 1.0-4; Jackson 1.0-1; Owens 1.0-1.  
 CIT — Randolph II 2.0-10; Greene IV 1.0-12; Botkin 1.0-2; Eubanks 1.0-2; Brawley 0.5-1; Smith 0.5-0.  
**SACKS:** GT — Curry 1.0-4.  
 CIT — Randolph II 2.0-10; Greene IV 1.0-12.

	<b>GEORGIA TECH</b>	<b>2</b>
	1-3, 0-1	
	<b>TEMPLE</b>	<b>24</b>
	3-1, 0-0	

Game 4 • Sept. 28, 2019 • Philadelphia, Pa. • Lincoln Financial Field (31,094)

**SCORING SUMMARY**

	1	2	3	4	F
Georgia Tech	0	0	2	0	2
Temple	0	14	10	0	24



2nd 6:53	TEM	Re'Mahn Davis 18 yd run (Will Mobley kick)	GT 0 - TEM 7
0:08	TEM	Re'Mahn Davis 1 yd run (Will Mobley kick)	GT 0 - TEM 14
3rd 10:33	TEM	Benny Walls 74 yd fumble recovery (Will Mobley kick)	GT 0 - TEM 21
9:09	GT	Charlie Thomas safety	GT 2 - TEM 21
0:55	TEM	Will Mobley 34 yd field goal	GT 2 - TEM 24

**TEAM STATISTICS**

	GT	TEM
First Downs.....	18	17
Rushes-Yards.....	35-131	49-195
Passing Yards.....	174	127
Pass Comp-Att-Int.....	14-35-0	9-22-1
Total Offense.....	305	322
Fumbles-Lost.....	2-2	0-0
Penalties-Yards.....	4-38	10-70
Punts-Yards (Avg./Net).....	6-260 (43.3/40.3)	4-148 (37.0/37.0)
Kickoffs-Yards (Avg./Net).....	1-55 (55.0/55.0)	6-391 (65.2/44.3)
Punt Returns (No.-Yds.-TD).....	0-0-0	2-16-0
Kickoff Returns (No.-Yds.-TD).....	3-50-0	0-0-0
Interceptions (No.-Yds.-TD).....	1-0-0	1-65-0
Fumble Returns (No.-Yds.-TD).....	0-0-0	1-74-1
Time of Possession.....	27:01	32:59
Third-Down Conversions.....	2-of-14	7-of-16
Fourth-Down Conversions.....	2-of-4	2-of-3
Red-Zone Scores-Chances.....	0-3	3-4
Sacks By (No.-Yds).....	1-6	2-10
Field Goals.....	0-0	1-1
Points Off Turnovers.....	0	7

**INDIVIDUAL STATISTICS**

**RUSHING:** GT — Tobias Oliver 11-68; Dontae Smith 7-35; Jamious Griffin 6-20; Jordan Mason 5-8; Jerry Howard Jr. 1-4; James Graham 4-minus 2; Team 1-(-2).  
 Temple — DAVIS, Re'Mahn 29-135; GARDNER, Jager 18-69; Team 1-(-3); RUSSO, Anthony 1-(-6).  
**PASSING:** GT — James Graham 10-24-1 100; Tobias Oliver 4-11-0 74.  
 Temple — RUSSO, Anthony 9-22-1 127.  
**RECEIVING:** GT — Jalen Camp 4-63; Ahmrean Brown 3-64; Malachi Carter 3-11; Adonias Sanders 2-19; Jordan Mason 2-17.  
 Temple — BLUE, Jadan 4-66; WRIGHT, Isaiah 2-33; DAVIS, Re'Mahn 1-12; MACK, Branden 1-9; BOAH, Kenny 1-7.  
**INTERCEPTIONS:** GT — K. Oliver.  
 Temple — Walls.  
**FUMBLE RECOVERIES:** GT — None.  
 Temple — Walls; Braswell.  
**FORCED FUMBLES:** GT — None.  
 Temple — Graham-Mobley; Majeh.  
**TACKLES FOR LOSS:** GT — C. Thomas 1.5-2; T.K. Chimedza 1.0-6; Antwan Owens 0.5-1.  
 Temple — Graham-Mobley 2.0-3; Majeh 2.0-2; Roche 1.0-7; Levine 1.0-3.  
**SACKS:** GT — T.K. Chimedza 1.0-6.  
 Temple — Roche 1.0-7; Levine 1.0-3.

	<b>NORTH CAROLINA</b>	<b>38</b>
	3-3, 2-1	
	<b>GEORGIA TECH</b>	<b>22</b>
	1-4, 0-2	

Game 5 • Oct. 6, 2019 • Atlanta, Ga. • Bobby Dodd Stadium (45,044)

**SCORING SUMMARY**

	1	2	3	4	F
North Carolina	3	14	0	21	38
Georgia Tech	0	0	7	15	22



1st 5:59	NC	Noah Ruggles 32 yd field goal	NC 3 - GT 0
2nd 6:30	NC	Dazz Newsome 20 yd pass from Sam Howell (Noah Ruggles kick)	NC 10 - GT 0
0:13	NC	Beau Corrales 6 yd pass from Sam Howell (Noah Ruggles kick)	NC 17 - GT 0
3rd 7:29	GT	Malachi Carter 28 yd pass from James Graham (Brenton King kick)	NC 17 - GT 7
4th 14:18	NC	Dyami Brown 18 yd pass from Sam Howell (Noah Ruggles kick)	NC 24 - GT 7
12:25	GT	Jordan Mason 2 yd run (Tyler Davis pass from Graham, J.)	NC 24 - GT 15
9:53	NC	Garrett Walston 16 yd pass from Sam Howell (Noah Ruggles kick)	NC 31 - GT 15
3:24	NC	Javonte Williams 3 yd run (Noah Ruggles kick)	NC 38 - GT 15
1:45	GT	Ahmarean Brown 32 yd pass from James Graham (Brenton King kick)	NC 38 - GT 22

**TEAM STATISTICS**

	UNC	GT
First Downs.....	34	14
Rushes-Yards.....	46-211	29-150
Passing Yards.....	376	171
Pass Comp-Att-Int.....	33-51-1	11-24-2
Total Offense.....	587	321
Fumbles-Lost.....	2-0	1-0
Penalties-Yards.....	6-61	3-25
Punts-Yards (Avg./Net).....	4-158 (39.5/35.5)	7-294 (42.0/36.3)
Kickoffs-Yards (Avg./Net).....	7-432 (61.7/38.9)	3-189 (63.0/41.3)
Punt Returns (No.-Yds.-TD).....	2-20-0	3-16-0
Kickoff Returns (No.-Yds.-TD).....	3-65-0	5-110-0
Interceptions (No.-Yds.-TD).....	2-0-0	1-18-0
Fumble Returns (No.-Yds.-TD).....	0-0-0	0-0-0
Time of Possession.....	36:54	23:06
Third-Down Conversions.....	11-of-19	4-of-11
Fourth-Down Conversions.....	1-of-1	0-of-0
Red-Zone Scores-Chances.....	6-7	1-1
Sacks By (No.-Yds.).....	2-14	1-7
Field Goals.....	1-2	0-0
Points Off Turnovers.....	7	0

**INDIVIDUAL STATISTICS**

**RUSHING:** GT — Jordan Mason 8-62; James Graham 13-48; Jerry Howard Jr. 3-31; Tobias Oliver 3-11; Team 1-(-1); Jamious Griffin 1-(-1).  
 UNC — Javonte Williams 20-144; Michael Carter 20-68; Sam Howell 5-1; TEAM 1-(-2).  
**PASSING:** GT — James Graham 11-24-2 171.  
 UNC — Sam Howell 33-51-1 376.  
**RECEIVING:** GT — Adonias Sanders 3-67; Malachi Carter 3-45; Ahmarean Brown 1-32; Dylan Deveney 1-11; Tobias Oliver 1-9; Tyler Davis 1-5; Jair Hawkins-Anderson 1-2.  
 UNC — Dazz Newsome 8-81; Dyami Brown 6-77; Beau Corrales 5-54; Michael Carter 5-52; Rontavius Groves 3-47; Javonte Williams 3-25; Garrett Walston 2-29; Emery Simmons 1-11.  
**INTERCEPTIONS:** GT — Owens.  
 UNC — Ford; Chapman.  
**FUMBLE RECOVERIES:** GT — None.  
 UNC — None.  
**FORCED FUMBLES:** GT — Dawson.  
 UNC — None.  
**TACKLES FOR LOSS:** GT — K. Dawson 2.0-10; C. Thomas 2.0-7; Campbell 1.0-4; Jordan-Swilling 1.0-2; Glanton 1.0-1.  
 UNC — Crawford 2.5-8; Fox 1.5-9; Gemmel 1.5-2; Surratt 0.5-1.  
**SACKS:** GT — Dawson 1.0-7.  
 UNC — Fox 1.0-8; Crawford 1.0-6

	<b>GEORGIA TECH</b>	<b>23</b>
	1-5, 0-3	
	<b>DUKE</b>	<b>41</b>
	4-2, 2-1	

Game 6 • Oct. 12, 2019 • Durham, N.C. • Wallace Wade Stadium (21,741)

**SCORING SUMMARY**

	1	2	3	4	F
Georgia Tech	7	7	3	6	23
Duke	10	28	3	0	41

1st 10:07	GT	Jerry Howard Jr. 19 yd pass from James Graham (Brenton King kick)	GT 7 - DU 0
7:10	DU	Reed,A. 33 yd field goal	GT 7 - DU 3
1:18	DU	Pancoi,E. 3 yd run (Reed,A. kick)	GT 7 - DU 10
2nd 10:29	DU	Jackson,D. 1 yd run (Reed,A. kick)	GT 7 - DU 17
6:34	DU	Harris,Q. 1 yd run (Reed,A. kick)	GT 7 - DU 24
3:35	DU	Jackson,D. 7 yd run (Reed,A. kick)	GT 7 - DU 31
3:10	DU	Jackson,J. 14 yd blocked punt return (Reed,A. kick)	GT 7 - DU 38
1:08	GT	James Graham 8 yd run (Brenton King kick)	GT 14 - DU 38
3rd 12:07	GT	Brenton King 42 yd field goal	GT 17 - DU 38
1:10	DU	Reed,A. 36 yd field goal	GT 17 - DU 41
4th 10:39	GT	Tobias Oliver 4 yd run (Jordan Yates pass failed)	GT 23 - DU 41

**TEAM STATISTICS**

	GT	DU
First Downs.....	20	20
Rushes-Yards.....	40-171	55-197
Passing Yards.....	206	176
Pass Comp-Att-Int.....	15-35-0	11-20-0
Total Offense.....	379	373
Fumbles-Lost.....	2-0	1-0
Penalties-Yards.....	6-55	4-25
Punts-Yards (Avg./Net).....	6-257 (42.8/30.3)	5-201 (40.2/30.4)
Kickoffs-Yards (Avg./Net).....	5-256 (51.2/39.4)	8-487 (60.9/40.6)
Punt Returns (No.-Yds.-TD).....	1-9-0	4-75-1
Kickoff Returns (No.-Yds.-TD).....	2-37-0	3-59-0
Interceptions (No.-Yds.-TD).....	0-0-0	0-0-0
Fumble Returns (No.-Yds.-TD).....	0-0-0	0-0-0
Time of Possession.....	27:32	32:28
Third-Down Conversions.....	8-of-18	6-of-16
Fourth-Down Conversions.....	0-of-2	3-of-3
Red-Zone Scores-Chances.....	3-4	6-6
Sacks By (No.-Yds.).....	2-6	4-24
Field Goals.....	1-1	2-2
Points Off Turnovers.....	0	0

**INDIVIDUAL STATISTICS**

**RUSHING:** GT — Jordan Mason 18-106; Dontae Smith 2-32; Jerry Howard Jr. 4-16; Jamious Griffin 3-9; James Graham 12-6; Tobias Oliver 1-4.  
 Duke — Durant,M. 13-74; Jackson,D. 20-69; Harris,Q. 14-38; Pancoi,E. 2-12; Coleman,J. 4-8; Team 2-(-4).  
**PASSING:** GT — James Graham 15-35-0 206.  
 Duke — Harris,Q. 11-20-0 176.  
**RECEIVING:** GT — Tyler Davis 4-29; Adonias Sanders 3-69; Jerry Howard Jr. 2-31; Ahmarean Brown 1-40; Josh Blancato 1-19; Tobias Oliver 1-10; Dontae Smith 1-3; Dylan Leonard 1-3; Jordan Mason 1-2.  
 Duke — Calhoun,J. 4-68; Bracey,S. 2-22; Gray,N. 2-7; Harding,D. 1-41; Philyaw-Johnson 1-26; Jackson,D. 1-12.  
**INTERCEPTIONS:** GT — None.  
 Duke — None.  
**FUMBLE RECOVERIES:** GT — None.  
 Duke — None.  
**FORCED FUMBLES:** GT — None.  
 Duke — Dimukeje; McSwain.  
**TACKLES FOR LOSS:** GT — Jordan-Swilling 1.5-6; C. Thomas 1.0-1; J. Henderson 0.5-0.  
 Duke — Dimukeje 3.0-16; Quansah 1.5-4; McSwain 1.0-8; Young 1.0-3; Frye 1.0-2; Rumph 1.0-2; Hill 1.0-0; Jordan 0.5-0.  
**SACKS:** GT — Jordan-Swilling 1.5-6; J. Henderson 0.5-0.  
 Duke — Dimukeje 3.0-16; McSwain 1.0-8.

2019 Georgia Tech Football  
Georgia Tech Game Results (as of Oct 15, 2019)  
All games

Date	Opponent	Score	Overall	Conference	Time	Attend
* Aug 29, 2019	at Clemson	L 14-52	0-1	0-1	3:16	79118
Sep 07, 2019	SOUTH FLORIDA	W 14-10	1-1	0-1	3:06	46599
Sep 14, 2019	THE CITADEL	Lo 24-27	1-2	0-1	3:24	42871
Sep 28, 2019	at Temple	L 2-24	1-3	0-1	3:20	31094
* Oct 05, 2019	NORTH CAROLINA	L 22-38	1-4	0-2	3:17	45044
* Oct 12, 2019	at Duke	L 23-41	1-5	0-3	3:19	21741

2019 Georgia Tech Football  
Georgia Tech Overall Team Statistics (as of Oct 15, 2019)  
All games

Team Statistics	GT	OPP
SCORING	99	192
Points Per Game	16.5	32.0
Points Off Turnovers	0	42
FIRST DOWNS	100	136
Rushing	54	81
Passing	38	46
Penalty	8	9
RUSHING YARDAGE	975	1426
Yards gained rushing	1163	1523
Yards lost rushing	188	97
Rushing Attempts	231	300
Average Per Rush	4.2	4.8
Average Per Game	162.5	237.7
TDs Rushing	8	14
PASSING YARDAGE	882	1099
Comp-Att-Int	68-146-6	88-152-5
Average Per Pass	6.0	7.2
Average Per Catch	13.0	12.5
Average Per Game	147.0	183.2
TDs Passing	5	8
TOTAL OFFENSE	1857	2525
Total Plays	377	452
Average Per Play	4.9	5.6
Average Per Game	309.5	420.8
KICK RETURNS: #-Yards	19-428	11-225
PUNT RETURNS: #-Yards	12-48	13-128
INT RETURNS: #-Yards	5-65	6-90
KICK RETURN AVERAGE	22.5	20.5
PUNT RETURN AVERAGE	4.0	9.8
INT RETURN AVERAGE	13.0	15.0
FUMBLES-LOST	10-5	11-3
PENALTIES-Yards	25-228	40-349
Average Per Game	38.0	58.2
PUNTS-Yards	37-1565	26-1102
Average Per Punt	42.3	42.4
Net punt average	37.2	38.2
KICKOFFS-Yards	19-1010	38-2367
Average Per Kick	53.2	62.3
Net kick average	40.0	39.8
TIME OF POSSESSION/Game	25:56	34:04
3RD-DOWN Conversions	27/82	42/94
3rd-Down Pct	33%	45%
4TH-DOWN Conversions	2/9	10/12
4th-Down Pct	22%	83%
SACKS BY-Yards	9-45	18-110
MISC YARDS	0	0
TOUCHDOWNS SCORED	13	24
FIELD GOALS-ATTEMPTS	2-4	8-10
ON-SIDE KICKS	0-1	0-0
RED-ZONE SCORES	(9-14) 64%	(22-28) 79%
RED-ZONE TOUCHDOWNS	(8-14) 57%	(16-28) 57%
PAT-ATTEMPTS	(9-10) 90%	(24-24) 100%
ATTENDANCE	134514	131953
Games/Avg Per Game	3/44838	3/43984
Neutral Site Games		0/0

Score by Quarters	1st	2nd	3rd	4th	OT	Total
Georgia Tech	7	27	27	38	0	99
Opponents	37	77	34	41	3	192

2019 Georgia Tech Football  
Georgia Tech Overall Individual Statistics (as of Oct 15, 2019)  
All games

Rushing	gp-gs	att	gain	loss	net	avg	td	lg	avg/g
Jordan Mason	6-6	75	447	22	425	5.7	5	43	70.8
Tobias Oliver	6-2	55	320	41	279	5.1	2	39	46.5
Jerry Howard Jr.	6-0	15	80	1	79	5.3	0	20	13.2
James Graham	5-2	39	145	76	69	1.8	1	15	13.8
Dontae Smith	6-0	10	68	3	65	6.5	0	25	10.8
Lucas Johnson	3-2	17	67	25	42	2.5	0	13	14.0
Jamious Griffin	4-0	12	34	5	29	2.4	0	7	7.2
Ahmarean Brown	6-6	1	2	0	2	2.0	0	2	0.3
Nathan Cottrell	6-0	1	0	3	-3	-3.0	0	0	-0.5
TEAM	5-0	6	0	12	-12	-2.0	0	0	-2.4
Total	6	231	1163	188	975	4.2	8	43	162.5
Opponents	6	300	1523	97	1426	4.8	14	90	237.7

Passing	gp-gs	effic	comp	att	in	pct	yds	td	lg	avg/g
James Graham	5-2	105.49	41	91	3	45.1	569	4	40	113.8
Lucas Johnson	3-2	99.05	16	29	1	55.2	136	1	33	45.3
Tobias Oliver	6-2	84.11	11	26	2	42.3	177	0	54	29.5
Total	6	100.40	68	146	6	46.6	882	5	54	147.0
Opponents	6	129.42	88	152	5	57.9	1099	8	62	183.2

Receiving	gp-gs	no.	yds	avg	td	lg	avg/g
Malachi Carter	6-6	11	101	9.2	1	28	16.8
Ahmarean Brown	6-6	9	200	22.2	2	42	33.3
Adonicas Sanders	6-2	9	161	17.9	0	39	26.8
Tyler Davis	6-6	8	50	6.2	0	16	8.3
Jordan Mason	6-6	8	45	5.6	0	11	7.5
Jalen Camp	4-4	7	134	19.1	1	33	33.5
Jerry Howard Jr.	6-0	5	87	17.4	1	54	14.5
Josh Blancato	6-0	2	53	26.5	0	34	8.8
Tobias Oliver	6-2	2	19	9.5	0	10	3.2
Dontae Smith	6-0	2	13	6.5	0	10	2.2
Dylan Deveney	6-0	2	11	5.5	0	11	1.8
Dylan Leonard	6-0	2	6	3.0	0	3	1.0
Jair Hawkins-Ander	2-0	1	2	2.0	0	2	1.0
Total	6	68	882	13.0	5	54	147.0
Opponents	6	88	1099	12.5	8	62	183.2

Punt Returns	no.	yds	avg	td	lg
Ahmarean Brown	7	23	3.3	0	23
Josh Blancato	3	16	5.3	0	8
Jerry Howard Jr.	1	9	9.0	0	0
Juanyeh Thomas	1	0	0.0	0	0
Total	12	48	4.0	0	23
Opponents	13	128	9.8	1	32

Interceptions	no.	yds	avg	td	lg
Kaleb Oliver	2	-2	-1.0	0	0
David Curry	1	8	8.0	0	8
Antwan Owens	1	18	18.0	0	18
Tre Swilling	1	41	41.0	0	41
Total	5	65	13.0	0	41
Opponents	6	90	15.0	0	65

Kick Returns	no.	yds	avg	td	lg
Tobias Oliver	8	203	25.4	0	52
Dontae Smith	6	138	23.0	0	31
Nathan Cottrell	2	47	23.5	0	34
Ahmarean Brown	2	26	13.0	0	16
Juanyeh Thomas	1	14	14.0	0	14
Total	19	428	22.5	0	52
Opponents	11	225	20.5	0	32

Fumble Returns	no.	yds	avg	td	lg
T.K. Chimedza	1	2	2.0	0	2
Total	1	2	2.0	0	2
Opponents	1	74	74.0	1	74

2019 Georgia Tech Football  
 Georgia Tech Overall Individual Statistics (as of Oct 15, 2019)  
 All games

Scoring	td	fg	PAT				dx	saf	pts
			kick	rush	rcv	pass			
Jordan Mason	5	-	-	-	-	-	-	30	
Brenton King	-	2-4	7-7	-	-	-	-	13	
Ahmarean Brown	2	-	-	-	-	-	-	12	
Tobias Oliver	2	-	-	-	-	-	-	12	
Jalen Camp	1	-	-	-	1	-	-	8	
James Graham	1	-	-	-	-	1-1	-	6	
Jerry Howard Jr.	1	-	-	-	-	-	-	6	
Malachi Carter	1	-	-	-	-	-	-	6	
Tyler Davis	-	-	-	-	1	-	-	2	
Wesley Wells	-	-	2-3	-	-	-	-	2	
Charlie Thomas	-	-	-	-	-	-	1	2	
Lucas Johnson	-	-	-	-	-	1-1	-	0	
Jordan Yates	-	-	-	-	-	0-1	-	0	
Total	13	2-4	9-10	-	2	2-3	-	1 99	
Opponents	24	8-10	24-24	-	-	-	-	192	

Total Offense	g	plays	rush	pass	total	avg/g
James Graham	5	130	69	569	638	127.6
Tobias Oliver	6	81	279	177	456	76.0
Jordan Mason	6	75	425	0	425	70.8
Lucas Johnson	3	46	42	136	178	59.3
Jerry Howard Jr.	6	15	79	0	79	13.2
Dontae Smith	6	10	65	0	65	10.8
Jamious Griffin	4	12	29	0	29	7.2
Ahmarean Brown	6	1	2	0	2	0.3
Nathan Cottrell	6	1	-3	0	-3	-0.5
TEAM	5	6	-12	0	-12	-2.4
Total	6	377	975	882	1857	309.5
Opponents	6	452	1426	1099	2525	420.8

Field Goals	fg	pct.	01-19	20-29	30-39	40-49	50-99	lg	blk
Brenton King	2-4	50.0	0-0	0-0	1-1	1-2	0-1	42	0

FG Sequence	Georgia Tech	Opponents
Clemson	-	(51)
South Florida	51	(27)
The Citadel	(34),46	50,(47),(37)
Temple	-	(34)
North Carolina	-	(32),39
Duke	(42)	(33),(36)

Punting	no.	yds	avg	lg	tb	fc	i20	50+	blk
Pressley Harvin	36	156	43.5	55	3	11	11	11	1
TEAM	1	0	0.0	0	0	0	0	0	0
Total	37	156	42.3	55	3	11	11	11	1
Opponents	26	110	42.4	60	3	1	8	9	1

Kickoffs	no.	yds	avg	tb	ob	retn	net yd	ln
Brenton King	14	754	53.9	1	1			
Wesley Wells	5	256	51.2	0	1			
Total	19	1015	53.2	1	2	20.5	40.0	25
Opponents	38	236	62.3	17	0	22.5	39.8	25

Numbers in (parentheses) indicate field goal was made.

2019 Georgia Tech Football  
 Georgia Tech Overall Individual Statistics (as of Oct 15, 2019)  
 All games

All Purpose	g	rush	rcv	pr	kr	ir	total	avg/g
Tobias Oliver	6	279	19	0	203	0	501	83.5
Jordan Maso	6	425	45	0	0	0	470	78.3
Ahmarean Br	6	2	200	23	26	0	251	41.8
Dontae Smith	6	65	13	0	138	0	216	36.0
Jerry Howard	6	79	87	9	0	0	175	29.2
Adonicas San	6	0	161	0	0	0	161	26.8
Jalen Camp	4	0	134	0	0	0	134	33.5
Malachi Cart	6	0	101	0	0	0	101	16.8
James Graha	5	69	0	0	0	0	69	13.8
Josh Blancat	6	0	53	16	0	0	69	11.5
Tyler Davis	6	0	50	0	0	0	50	8.3
Nathan Cottr	6	-3	0	0	47	0	44	7.3
Lucas Johnso	3	42	0	0	0	0	42	14.0
Tre Swilling	6	0	0	0	0	41	41	6.8
Jamious Griff	4	29	0	0	0	0	29	7.2
Antwan Owe	6	0	0	0	0	18	18	3.0
Juanyeh Tho	6	0	0	0	14	0	14	2.3
Dylan Deven	6	0	11	0	0	0	11	1.8
David Curry	6	0	0	0	0	8	8	1.3
Dylan Leonar	6	0	6	0	0	0	6	1.0
Jair Hawkins-	2	0	2	0	0	0	2	1.0
Kaleb Oliver	6	0	0	0	0	-2	-2	-0.3
TEAM	5	-12	0	0	0	0	-12	-2.4
Total	6	975	882	48	428	65	2398	399.7
Opponents	6	1426	1099	128	225	90	2968	494.7

2019 Georgia Tech Football  
Georgia Tech Overall Defensive Statistics (as of Oct 15, 2019)  
All games

#	Defensive Leaders	gp-gs	Tackles				tfl/yds	Sacks	Pass defense			Fumbles		blkd	
			ua	a	tot	no-yds		int-yds	brup	qbh	rcv-yds	ff	kick	saf	
6	David Curry	6-6	24	26	50	1.5-4	1.0-4	1-8	.	.	1-0	.	.	.	
25	Charlie Thomas	6-5	26	14	40	8.0-31	2.0-12	.	.	.	.	2	.	1	
2	Tariq Carpenter	6-5	27	6	33	2.0-4	.	.	3	.	.	1	.	.	
44	Quez Jackson	6-0	14	13	27	3.0-3	.	.	.	.	.	.	.	.	
12	Bruce Jordan-Swillin	6-1	13	13	26	3.0-9	1.5-6	.	.	.	.	.	.	.	
2K	Kaleb Oliver	6-5	14	11	25	1.0-1	.	2--2	2	.	.	1	.	.	
1	Juanyeh Thomas	6-6	17	8	25	.	.	.	.	.	.	1	.	.	
91	Kelton Dawson	6-4	13	9	22	2.0-10	1.0-7	.	.	2	.	1	.	.	
10	Christian Campbell	6-1	15	7	22	1.0-4	.	.	1	.	.	.	.	.	
38	Ajani Kerr	5-1	15	3	18	.	.	.	.	.	.	.	.	.	
1X	Chico Bennett Jr	6-0	12	5	17	0.5-4	0.5-4	.	.	1	.	.	.	.	
93	T.K. Chimedza	6-3	8	8	16	1.5-11	1.5-11	.	.	.	1-2	.	.	.	
89	Antwan Owens	6-5	7	8	15	1.5-2	.	1-18	.	1	.	.	.	.	
3	Tre Swilling	6-6	10	3	13	.	.	1-41	5	1	.	.	.	.	
97	Brentavious Glanton	6-4	4	7	11	2.5-2	1.0-1	.	.	.	.	.	.	.	
86	Djimon Brooks	6-0	4	7	11	.	.	.	.	.	.	.	.	.	
2D	Zamari Walton	6-5	7	3	10	.	.	.	3	.	.	.	.	.	
41	Jaquan Henderson	5-2	5	5	10	2.5-3	0.5-0	.	1	1	.	.	.	.	
17	Demetrius Knight II	6-0	4	5	9	1.0-3	.	.	2	.	.	.	.	.	
96	Chris Martin	6-5	4	4	8	.	.	.	.	1	.	.	.	.	
3Y	Sylvain Yondjouen	5-0	3	4	7	.	.	.	.	.	.	.	.	.	
92	JaQuon Griffin	5-0	1	5	6	.	.	.	.	1	.	.	.	.	
13	Avery Showell	5-1	4	1	5	.	.	.	.	.	.	.	.	.	
2Y	Kenan Johnson	2-0	4	.	4	1.0-1	.	.	.	.	.	.	.	.	
16	Myles Sims	5-0	4	.	4	.	.	.	.	.	.	.	.	.	
5	Jerry Howard Jr.	6-0	.	4	4	.	.	.	.	.	.	.	1	.	
14	Jaylon King	6-0	2	2	4	.	.	.	.	.	.	.	.	.	
31	Nathan Cottrell	6-0	1	2	3	.	.	.	.	.	.	.	.	.	
52	Justice Dingle	5-1	2	1	3	.	.	.	.	.	1-0	.	.	.	
33	Jaytlin Askew	6-0	2	.	2	.	.	.	.	.	.	.	.	.	
98	Ryans, C.	2-0	1	1	2	.	.	.	.	.	.	.	.	.	
8	Tobias Oliver	6-2	1	.	1	.	.	.	.	.	.	.	.	.	
28	Dontae Smith	6-0	.	1	1	.	.	.	.	.	.	.	.	.	
37	Brenton King	6-0	1	.	1	.	.	.	.	.	.	.	.	.	
5S	Cade Long	6-0	1	.	1	.	.	.	.	.	.	.	.	.	
42	Jordan Domineck	1-0	1	.	1	.	.	.	.	.	.	.	.	.	
15	Malachi Carter	6-6	1	.	1	.	.	.	.	.	.	.	.	.	
11	Devin Smith	1-0	1	.	1	.	.	.	.	.	.	.	.	.	
43	Tyler Cooksey	6-0	1	.	1	.	.	.	.	.	.	.	.	.	
2B	Jordan Mason	6-6	1	.	1	.	.	.	.	.	.	.	.	.	
Total		6	275	186	461	32-92	9-45	5-65	17	8	3-2	6	1	1	
Opponents		6	233	136	369	49-177	18-110	6-90	18	16	5-74	6	1	.	



2019 Georgia Tech Football  
Georgia Tech Individual Season/Career Statistics (as of Oct 15, 2019)  
All games

	SEASON								CAREER											
<b>Rushing</b>	gp	att	gain	loss	net	avg	td	lg	avg/g	gp	att	gain	loss	net	avg	td	lg	avg/g		
Jordan Mason	6	75	447	22	425	5.7	5	43	70.8	19	183	1107	23	1084	5.9	12	46	57.1		
Tobias Oliver	6	55	320	41	279	5.1	2	39	46.5	18	207	1249	94	1155	5.6	14	65	64.2		
Jerry Howard Jr.	6	15	80	1	79	5.3	0	20	13.2	28	145	830	12	818	5.6	7	65	29.2		
James Graham	5	39	145	76	69	1.8	1	15	13.8	8	44	175	79	96	2.2	1	15	12.0		
Dontae Smith	6	10	68	3	65	6.5	0	25	10.8	6	10	68	3	65	6.5	0	25	10.8		
Lucas Johnson	3	17	67	25	42	2.5	0	13	14.0	12	18	68	25	43	2.4	0	13	3.6		
Jamious Griffin	4	12	34	5	29	2.4	0	7	7.2	4	12	34	5	29	2.4	0	7	7.2		
Ahmarean Brown	6	1	2	0	2	2.0	0	2	0.3	6	1	2	0	2	2.0	0	2	0.3		
Nathan Cottrell	6	1	0	3	-3	-3.0	0	0	-0.5	41	81	650	14	636	7.9	4	69	15.5		
TEAM	5	6	0	12	-12	-2.0	0	0	-2.4											
Total	6	231	1163	188	975	4.2	8	43	162.5											
Opponents	6	300	1523	97	1426	4.8	14	90	237.7											
<b>Passing</b>	gp	effic	comp	att	int	pct	yds	td	lg	avg/g	gp	effic	comp	att	int	pct	yds	td	lg	avg/g
James Graham	5	105.49	41	91	3	45.1	569	4	40	113.8	8	107.44	42	92	3	45.7	591	4	40	73.9
Lucas Johnson	3	99.05	16	29	1	55.2	136	1	33	45.3	12	99.05	16	29	1	55.2	136	1	33	11.3
Tobias Oliver	6	84.11	11	26	2	42.3	177	0	54	29.5	18	117.85	18	42	2	42.9	344	2	86	19.1
Total	6	100.40	68	146	6	46.6	882	5	54	147.0										
Opponents	6	129.42	88	152	5	57.9	1099	8	62	183.2										
<b>Receiving</b>	gp	no.	yds	avg	td	lg	avg/g	gp	no.	yds	avg	td	lg	avg/g						
Malachi Carter	6	11	101	9.2	1	28	16.8	19	14	157	11.2	2	32	8.3						
Ahmarean Brown	6	9	200	22.2	2	42	33.3	6	9	200	22.2	2	42	33.3						
Adonicas Sanders	6	9	161	17.9	0	39	26.8	8	9	161	17.9	0	39	20.1						
Tyler Davis	6	8	50	6.2	0	16	8.3	6	8	50	6.2	0	16	8.3						
Jordan Mason	6	8	45	5.6	0	11	7.5	19	9	47	5.2	0	11	2.5						
Jalen Camp	4	7	134	19.1	1	33	33.5	38	19	369	19.4	1	49	9.7						
Jerry Howard Jr.	6	5	87	17.4	1	54	14.5	28	10	152	15.2	1	54	5.4						
Josh Blancato	6	2	53	26.5	0	34	8.8	7	2	53	26.5	0	34	7.6						
Tobias Oliver	6	2	19	9.5	0	10	3.2	18	2	19	9.5	0	10	1.1						
Dontae Smith	6	2	13	6.5	0	10	2.2	6	2	13	6.5	0	10	2.2						
Dylan Deveney	6	2	11	5.5	0	11	1.8	6	2	11	5.5	0	11	1.8						
Dylan Leonard	6	2	6	3.0	0	3	1.0	6	2	6	3.0	0	3	1.0						
Jair Hawkins-Ander	2	1	2	2.0	0	2	1.0	8	1	2	2.0	0	2	0.2						
Total	6	68	882	13.0	5	54	147.0													
Opponents	6	88	1099	12.5	8	62	183.2													
<b>Total Offense</b>	g	plays	rush	pass	total	avg/g	g	plays	rush	pass	total	avg/g								
James Graham	5	130	69	569	638	127.6	8	136	96	591	687	85.9								
Tobias Oliver	6	81	279	177	456	76.0	18	249	1155	344	1499	83.3								
Jordan Mason	6	75	425	0	425	70.8	19	183	1084	0	1084	57.1								
Lucas Johnson	3	46	42	136	178	59.3	12	47	43	136	179	14.9								
Jerry Howard Jr.	6	15	79	0	79	13.2	28	145	818	0	818	29.2								
Dontae Smith	6	10	65	0	65	10.8	6	10	65	0	65	10.8								
Jamious Griffin	4	12	29	0	29	7.2	4	12	29	0	29	7.2								
Ahmarean Brown	6	1	2	0	2	0.3	6	1	2	0	2	0.3								
Nathan Cottrell	6	1	-3	0	-3	-0.5	41	81	636	0	636	15.5								
TEAM	5	6	-12	0	-12	-2.4														
Total	6	377	975	882	1857	309.5														
Opponents	6	452	1426	1099	2525	420.8														

2019 Georgia Tech Football  
 Georgia Tech Individual Season/Career Statistics (as of Oct 15, 2019)  
 All games

Scoring	SEASON						CAREER									
	td	fg	PAT			dxd	saf	pts	td	fg	PAT			dxd	saf	pts
kick	rush	rcv	pass	kick	rush				rcv	pass						
Jordan Mason	5	-	-	-	-	-	-	30	12	-	-	-	-	-	-	72
Brenton King	-	2-4	7-7	-	-	-	-	13	-	8-14	32-34	-	-	-	-	56
Tobias Oliver	2	-	-	-	-	-	-	12	14	-	-	-	-	-	-	84
Ahmarean Brown	2	-	-	-	-	-	-	12	2	-	-	-	-	-	-	12
Jalen Camp	1	-	-	-	1	-	-	8	1	-	-	-	1	-	-	8
James Graham	1	-	-	-	-	1-1	-	6	1	-	-	-	-	1-1	-	6
Malachi Carter	1	-	-	-	-	-	-	6	2	-	-	-	-	-	-	12
Jerry Howard Jr.	1	-	-	-	-	-	-	6	8	-	-	-	-	-	-	48
Charlie Thomas	-	-	-	-	-	-	1	2	-	-	-	-	-	-	1	2
Wesley Wells	-	-	2-3	-	-	-	-	2	-	9-9	41-42	-	-	-	-	68
Tyler Davis	-	-	-	-	1	-	-	2	-	-	-	-	1	-	-	2
Jordan Yates	-	-	-	-	-	0-1	-	0	-	-	-	-	-	0-1	-	0
Lucas Johnson	-	-	-	-	-	1-1	-	0	-	-	-	-	-	1-1	-	0
<b>Total</b>	<b>13</b>	<b>2-4</b>	<b>9-10</b>	<b>-</b>	<b>2</b>	<b>2-3</b>	<b>-</b>	<b>1</b>	<b>99</b>							
<b>Opponents</b>	<b>24</b>	<b>8-10</b>	<b>24-24</b>	<b>-</b>	<b>-</b>	<b>-</b>	<b>-</b>	<b>-</b>	<b>192</b>							

Punt Returns	no.	yds	avg	td	lg	no.	yds	avg	td	lg
Ahmarean Brown	7	23	3.3	0	23	7	23	3.3	0	23
Josh Blancato	3	16	5.3	0	8	3	16	5.3	0	8
Juanyeh Thomas	1	0	0.0	0	0	6	43	7.2	0	25
Jerry Howard Jr.	1	9	9.0	0	0	1	9	9.0	0	0
<b>Total</b>	<b>12</b>	<b>48</b>	<b>4.0</b>	<b>0</b>	<b>23</b>					
<b>Opponents</b>	<b>13</b>	<b>128</b>	<b>9.8</b>	<b>1</b>	<b>32</b>					

Kick Returns	no.	yds	avg	td	lg	no.	yds	avg	td	lg
Tobias Oliver	8	203	25.4	0	52	8	203	25.4	0	52
Dontae Smith	6	138	23.0	0	31	6	138	23.0	0	31
Nathan Cottrell	2	47	23.5	0	34	34	704	20.7	0	35
Ahmarean Brown	2	26	13.0	0	16	2	26	13.0	0	16
Juanyeh Thomas	1	14	14.0	0	14	25	620	24.8	2	100
<b>Total</b>	<b>19</b>	<b>428</b>	<b>22.5</b>	<b>0</b>	<b>52</b>					
<b>Opponents</b>	<b>11</b>	<b>225</b>	<b>20.5</b>	<b>0</b>	<b>32</b>					

Interceptions	no.	yds	avg	td	lg	no.	yds	avg	td	lg
Kaleb Oliver	2	-2	-1.0	0	0	3	23	7.7	0	25
Antwan Owens	1	18	18.0	0	18	1	18	18.0	0	18
David Curry	1	8	8.0	0	8	2	8	4.0	0	8
Tre Swilling	1	41	41.0	0	41	2	41	20.5	0	41
<b>Total</b>	<b>5</b>	<b>65</b>	<b>13.0</b>	<b>0</b>	<b>41</b>					
<b>Opponents</b>	<b>6</b>	<b>90</b>	<b>15.0</b>	<b>0</b>	<b>65</b>					

Fumble Returns	no.	yds	avg	td	lg	no.	yds	avg	td	lg
T.K. Chimedza	1	2	2.0	0	2	1	2	2.0	0	2
<b>Total</b>	<b>1</b>	<b>2</b>	<b>2.0</b>	<b>0</b>	<b>2</b>					
<b>Opponents</b>	<b>1</b>	<b>74</b>	<b>74.0</b>	<b>1</b>	<b>74</b>					

2019 Georgia Tech Football  
Georgia Tech Individual Season/Career Statistics (as of Oct 15, 2019)  
All games

All Purpose	SEASON							CAREER								
	g	rush	rcv	pr	kr	ir	total	avg/g	g	rush	rcv	pr	kr	ir	total	avg/g
Tobias Oliver	6	279	19	0	203	0	501	83.5	18	1155	19	0	203	0	1377	76.5
Jordan Mason	6	425	45	0	0	0	470	78.3	19	1084	47	0	0	0	1131	59.5
Ahmarean Br	6	2	200	23	26	0	251	41.8	6	2	200	23	26	0	251	41.8
Dontae Smith	6	65	13	0	138	0	216	36.0	6	65	13	0	138	0	216	36.0
Jerry Howard	6	79	87	9	0	0	175	29.2	28	818	152	9	64	0	1043	37.2
Adonicas San	6	0	161	0	0	0	161	26.8	8	0	161	0	0	0	161	20.1
Jalen Camp	4	0	134	0	0	0	134	33.5	38	3	369	0	-9	0	363	9.6
Malachi Carte	6	0	101	0	0	0	101	16.8	19	0	157	0	0	0	157	8.3
James Graha	5	69	0	0	0	0	69	13.8	8	96	0	0	0	0	96	12.0
Josh Blancato	6	0	53	16	0	0	69	11.5	7	-1	53	16	0	0	68	9.7
Tyler Davis	6	0	50	0	0	0	50	8.3	6	0	50	0	0	0	50	8.3
Nathan Cottre	6	-3	0	0	47	0	44	7.3	41	636	12	1	704	0	1353	33.0
Lucas Johnso	3	42	0	0	0	0	42	14.0	12	43	0	0	0	0	43	3.6
Tre Swilling	6	0	0	0	0	41	41	6.8	18	0	0	0	0	41	41	2.3
Jamious Griffi	4	29	0	0	0	0	29	7.2	4	29	0	0	0	0	29	7.2
Antwan Owen	6	0	0	0	0	18	18	3.0	27	-2	0	0	0	18	16	0.6
Juanyeh Tho	6	0	0	0	14	0	14	2.3	19	0	0	43	620	95	758	39.9
Dylan Devene	6	0	11	0	0	0	11	1.8	6	0	11	0	0	0	11	1.8
David Curry	6	0	0	0	0	8	8	1.3	32	0	0	0	0	8	8	0.2
Dylan Leonar	6	0	6	0	0	0	6	1.0	6	0	6	0	0	0	6	1.0
Jair Hawkins-	2	0	2	0	0	0	2	1.0	8	0	2	0	0	0	2	0.2
Kaleb Oliver	6	0	0	0	0	-2	-2	-0.3	19	0	0	0	0	23	23	1.2
TEAM	5	-12	0	0	0	0	-12	-2.4								
Total	6	975	882	48	428	65	2398	399.7								
Opponents	6	1426	1099	128	225	90	2968	494.7								

Field Goals	att	good	long	blkd	att	good	long	blkd
Brenton King	4	2	42	0	14	8	42	0
Total	4	2	42	0				
Opponents	10	8	51	0				

Punting	no.	yds	avg	lg	blk	no.	yds	avg	lg	blk
Pressley Harvin	36	156	43.5	55	1	36	156	43.5	55	1
TEAM	1	0	0.0	0	0					
Total	37	156	42.3	55	1					
Opponents	26	110	42.4	60	1					

Kickoffs	no.	yds	avg	tb	ob	no.	yds	avg	tb	ob
Brenton King	14	754	53.9	1	1	38	2176	57.3	2	2
Wesley Wells	5	256	51.2	0	1	10	545	54.5	1	1
Total	19	1011	53.2	1	2					
Opponents	38	236	62.3	17	0					



2019 Georgia Tech Football  
 Georgia Tech Passing Game-by-Game (as of Oct 15, 2019)  
 All games

#4 Graham, J.	Comp	Att	Int	Pct	Yards	TD	Long	Sacked	Effic
Clemson	4	7	0	57.1	72	1	34	1-1	190.69
South Florida	1	1	0	100.0	20	0	20	2-17	268.00
Temple	10	24	1	41.7	100	0	27	2-10	68.33
North Carolina	11	24	2	45.8	171	2	39	2-14	116.52
Duke	15	35	0	42.9	206	1	40	4-24	101.73
TOTALS	41	91	3	45.1	569	4	40	11-66	105.49

#7 Johnson, L.	Comp	Att	Int	Pct	Yards	TD	Long	Sacked	Effic
Clemson	0	2	0	0.0	0	0	0	0-0	0.00
South Florida	11	17	1	64.7	45	0	11	0-0	75.18
The Citadel	5	10	0	50.0	91	1	33	3-22	159.44
TOTALS	16	29	1	55.2	136	1	33	3-22	99.05

#8 Oliver, T.	Comp	Att	Int	Pct	Yards	TD	Long	Sacked	Effic
Clemson	3	9	2	33.3	65	0	54	3-21	49.56
South Florida	2	3	0	66.7	11	0	6	0-0	97.47
The Citadel	2	3	0	66.7	27	0	29	0-0	142.27
Temple	4	11	0	36.4	74	0	42	1-1	92.87
TOTALS	11	26	2	42.3	177	0	54	4-22	84.11

2019 Georgia Tech Football  
 Georgia Tech Rushing/Receiving Game-by-Game (as of Oct 15, 2019)  
 All games

RUSHING	No-Yds/TD	CU	USF	CIT	TEM	NC	DU
Mason, J. RB	75-425/5	13-72/1	20-99/1	11-78/2	5-8/0	8-62/1	18-106/
Oliver, T. QB	55-279/2	20-56/0	9-48/1	11-92/0	11-68/0	3-11/0	1-4/1
Howard, J. RB	15-79/0	4-15/0	1-1/0	2-12/0	1-4/0	3-31/0	4-16/0
Graham, J. QB	39-69/1	4-15/0	6-2/0	DNP	4--2/0	13-48/0	12-6/1
Smith, Dontae RB	10-65/0	-	-	1--2/0	7-35/0	-	2-32/0
Johnson, L. QB	17-42/0	1-1/0	9-36/0	7-5/0	DNP	DNP	DNP
Griffin, J. RB	12-29/0	2-1/0	DNP	DNP	6-20/0	1--1/0	3-9/0
Brown, Ah. WR	1-2/0	-	1-2/0	-	-	-	-
Cottrell, N. RB	1--3/0	1--3/0	-	-	-	-	-
TEAM	6--12/0	DNP	3--7/0	1--2/0	1--2/0	1--1/0	-

RECEIVING	No-Yds/TD	CU	USF	CIT	TEM	NC	DU
Brown, Ah. WR	9-200/2	1-28/1	2-26/0	1-10/0	3-64/0	1-32/1	1-40/0
Sanders, A. WR	9-161/0	-	1-6/0	-	2-19/0	3-67/0	3-69/0
Camp, J. WR	7-134/1	-	-	3-71/1	4-63/0	DNP	DNP
Carter, M. WR	11-101/1	1-11/0	3-6/0	1-28/0	3-11/0	3-45/1	-
Howard, J. RB	5-87/1	2-57/0	1--1/0	-	-	-	2-31/1
Blancato, J. WR	2-53/0	1-34/0	-	-	-	-	1-19/0
Davis, T. TE	8-50/0	1-7/0	1-11/0	1--2/0	-	1-5/0	4-29/0
Mason, J. RB	8-45/0	1-0/0	3-15/0	1-11/0	2-17/0	-	1-2/0
Oliver, T. QB	2-19/0	-	-	-	-	1-9/0	1-10/0
Smith, Dontae RB	2-13/0	-	1-10/0	-	-	-	1-3/0
Deveney, D. TE	2-11/0	-	1-0/0	-	-	1-11/0	-
Leonard, D. TE	2-6/0	-	1-3/0	-	-	-	1-3/0
Hawkins-Anderso WR	1-2/0	DNP	-	DNP	DNP	1-2/0	DNP

2019 Georgia Tech Football  
 Georgia Tech Total Tackles Game-by-Game (as of Oct 15, 2019)  
 All games

Total Tackles	UA-A	Total	CU	USF	CIT	TEM	NC	DU
Curry, D. LB	24-26	50	2-3	2-1	6-8	4-3	8-8	2-3
Thomas, C. LB	26-14	40	4-2	7-2	4-2	3-4	3-3	5-1
Carpenter, T. DB	27-6	33	5-1	7-0	5-0	1-0	4-3	5-2
Jackson, Q. LB	14-13	27	1-2	2-0	4-3	3-2	0-1	4-5
Jordan-Swilling LB	13-13	26	1-2	1-0	1-4	4-2	4-1	2-4
Thomas, Jua. DB	17-8	25	3-1	4-1	1-1	4-1	3-3	2-1
Oliver, K. DB	14-11	25	4-2	2-0	3-5	0-1	4-0	1-3
Dawson, K. DL	13-9	22	-	1-2	4-1	2-1	4-1	2-4
Campbell, C. DB	15-7	22	1-0	1-0	3-1	5-2	3-2	2-2
Kerr, A. DB	15-3	18	2-1	3-0	5-0	1-1	4-1	DNP
Bennett, C.	12-5	17	4-0	1-1	2-1	2-3	1-0	2-0
Chimedza, T.K. DL	8-8	16	2-0	2-2	1-3	1-2	2-0	0-1
Owens, A. DL	7-8	15	4-1	-	3-3	0-2	0-2	-
Swilling, T. DB	10-3	13	2-0	-	-	2-1	3-2	3-0
Glanton, B. DL	4-7	11	0-3	1-1	0-1	1-1	2-0	0-1
Brooks, D. DL	4-7	11	1-1	-	0-2	0-1	1-0	2-3
Henderson, J. DL	5-5	10	3-1	-	2-3	-	DNP	0-1
Walton, Z. DB	7-3	10	2-1	1-0	-	1-1	3-1	-
Knight, D. LB	4-5	9	1-0	1-0	-	-	1-0	1-5
Martin, C. DL	4-4	8	0-1	-	2-2	2-0	-	0-1
Yondjouen, S. DL	3-4	7	DNP	-	-	1-2	-	2-2
Griffin, JaQ. DL	1-5	6	1-0	DNP	0-3	-	0-2	-
Showell, A. DB	4-1	5	1-0	-	1-0	-	DNP	2-1
King, J. DB	2-2	4	1-0	-	-	-	1-2	-
Howard, J.	0-4	4	-	-	-	-	0-1	0-3
Sims, M. DB	4-0	4	-	1-0	DNP	1-0	2-0	-
Johnson, K. DB	4-0	4	3-0	1-0	DNP	DNP	DNP	DNP
Cottrell, N.	1-2	3	-	-	0-1	1-0	0-1	-
Dingle, J. DL	2-1	3	-	-	-	DNP	1-0	1-1
Ryans, C. DL	1-1	2	DNP	DNP	DNP	DNP	1-0	0-1
Askew, J. DB	2-0	2	-	-	1-0	1-0	-	-
Mason, J.	1-0	1	1-0	-	-	-	-	-
Oliver, T.	1-0	1	1-0	-	-	-	-	-
Domineck, J. LB	1-0	1	DNP	1-0	DNP	DNP	DNP	DNP
King, B.	1-0	1	1-0	-	-	-	-	-
Cooksey, T.	1-0	1	-	-	-	-	1-0	-
Smith, Devin DB	1-0	1	DNP	DNP	DNP	1-0	DNP	DNP
Smith, Dontae	0-1	1	-	-	-	-	-	0-1
Carter, M.	1-0	1	-	1-0	-	-	-	-
Long, C.	1-0	1	-	-	-	1-0	-	-

2019 Georgia Tech Football  
Georgia Tech Team Game-by-Game (as of Oct 15, 2019)  
All games

TEAM STATISTICS

Date	Opponent	Rushing				Receiving				Passing				Kick Returns				Punt Returns				tot off		
		no.	yds	td	lg	no.	yds	td	lg	cmp	att	int	yds	td	lg	no.	yds	td	lg	no.	yds		td	lg
Aug 29	at Clemson	45	157	1	39	7	137	1	54	7	18	2	137	1	54	3	40	0	16	1	0	0	0	294
Sep 07	SOUTH FLORIDA	49	181	2	32	14	76	0	20	14	21	1	76	0	20	2	34	0	18	5	23	0	23	257
Sep 14	THE CITADEL	33	183	2	25	7	118	1	33	7	13	0	118	1	33	4	157	0	52	2	0	0	3	301
Sep 28	at Temple	35	131	0	17	14	174	0	42	14	35	1	174	0	42	3	50	0	21	0	0	0	0	305
Oct 05	NORTH CAROLINA	29	150	1	43	11	171	2	39	11	24	2	171	2	39	5	110	0	31	3	16	0	8	321
Oct 12	at Duke	40	173	2	25	15	206	1	40	15	35	0	206	1	40	2	37	0	26	1	9	0	0	379
Georgia Tech		231	975	8	43	68	882	5	54	68	146	6	882	5	54	19	428	0	52	12	48	0	23	1857
		300	1426	14	90	88	1099	8	62	88	152	5	1099	8	62	11	225	0	32	13	128	1	32	2525

Games: 6 • Avg/rush: 4.2 • Avg/catch: 13.0 • Pass effic: 100.40 • KR avg: 22.5 • PR avg: 4.0 • All purpose avg/game: 399.7 • Total offense

Date	Opponent	Tackles				Sacks	Fumble		Pass Defense			blkd	PAT Attempts			off			
		ua	a	total	tfl-yds	no-yds	ff	fr-yds	int-yds	qbh	brup	kick	kick	rush	rcv	saf	t/o	pts	
Aug 2	at Clemson	51	22	73	6.0-7	0.0-0	1	1-0	2-39	0	2	0	2-2	0	0	0	0	0	14
Sep 0	SOUTH FLORIDA	40	10	50	9.0-31	4.0-22	2	2-2	0-0	2	4	0	2-2	0	0	0	0	14	
Sep 1	THE CITADEL	48	44	92	4.0-14	1.0-4	2	0-0	1-8	0	1	0	1-2	0	1	0	0	24	
Sep 2	at Temple	42	30	72	3.0-9	1.0-6	0	0-0	1-0	3	3	0	0-0	0	0	1	0	2	
Oct 05	NORTH CAROLINA	56	34	90	7.0-24	1.0-7	1	0-0	1-18	2	3	0	2-2	0	1	0	0	22	
Oct 12	at Duke	38	46	84	3.0-7	2.0-6	0	0-0	0-0	1	4	1	2-2	0	0	0	0	23	
Georgia Tech		275	186	461	32.0-92	9.0-45	6	3-2	5-65	8	17	1	9-10	0	2	1	0	99	
		233	136	369	49.0-177	18.0-110	6	5-74	6-90	16	18	1	24-24	0	0	0	42	192	

Date	Opponent	Punting								Field Goals			Kickoffs					
		no.	yds	avg	long	blkd	tb	fc	50+	i20	md-att	long	blkd	no.	yds	avg	tb	ob
Aug 2	at Clemson	8	345	43.1	51	0	1	5	1	2	0-0	0	0	3	170	56.7	0	0
Sep 0	SOUTH FLORIDA	6	248	41.3	55	0	0	0	2	4	0-1	0	0	3	155	51.7	0	0
Sep 1	THE CITADEL	4	161	40.2	51	0	1	1	1	2	1-2	34	0	4	185	46.2	1	0
Sep 2	at Temple	6	260	43.3	53	0	0	2	2	2	0-0	0	0	1	55	55.0	0	1
Oct 05	NORTH CAROLINA	7	294	42.0	51	0	1	2	1	1	0-0	0	0	3	189	63.0	0	0
Oct 12	at Duke	6	257	42.8	54	1	0	1	4	0	1-1	42	0	5	256	51.2	0	1
Georgia Tech		37	1565	42.3	55	1	3	11	11	11	2-4	42	0	19	1010	53.2	1	2
		26	1102	42.4	60	1	3	1	9	8	8-10	51	0	38	2367	62.3	17	0



2019 Georgia Tech Football  
Georgia Tech Opponent Game-by-Game (as of Oct 15, 2019)  
All games

OPPONENT STATISTICS

Date	Opponent	Rushing				Receiving				Passing				Kick Returns				Punt Returns				tot off		
		no.	yds	td	lg	no.	yds	td	lg	cmp	att	int	yds	td	lg	no.	yds	td	lg	no.	yds		td	lg
Aug 29	at Clemson	49	411	5	90	18	221	2	62	18	30	2	221	2	62	3	58	0	32	1	8	0	8	632
Sep 07	SOUTH FLORIDA	30	92	0	48	16	169	1	54	16	25	0	169	1	54	2	43	0	22	3	8	0	8	261
Sep 14	THE CITADEL	71	320	2	25	1	30	1	30	1	4	1	30	1	30	0	0	0	0	1	1	0	1	350
Sep 28	at Temple	49	195	2	18	9	127	0	38	9	22	1	127	0	38	0	0	0	0	2	16	0	15	322
Oct 05	NORTH CAROLINA	46	211	1	32	33	376	4	41	33	51	1	376	4	41	3	65	0	27	2	20	0	12	587
Oct 12	at Duke	55	197	4	38	11	176	0	42	11	20	0	176	0	42	3	59	0	22	4	75	1	32	373
Opponents		300	1426	14	90	88	1099	8	62	88	152	5	1099	8	62	11	225	0	32	13	128	1	32	2525
		231	975	8	43	68	882	5	54	68	146	6	882	5	54	19	428	0	52	12	48	0	23	1857

Games: 6 • Avg/rush: 4.8 • Avg/catch: 12.5 • Pass effic: 129.42 • KR avg: 20.5 • PR avg: 9.8 • All purpose avg/game: 494.7 • Total offense

Date	Opponent	Tackles				Sacks	Fumble		Pass Defense			blkd	PAT Attempts			off		
		ua	a	total	tfl-yds	no-yds	ff	fr-yds	int-yds	qbh	brup	kick	kick	rush	rcv	saf	t/o	pts
Aug 2	at Clemson	37	34	71	8.0-43	4.0-22	1	2-0	2-19	1	3	0	7-7	0	0	0	21	52
Sep 0	SOUTH FLORIDA	55	20	75	13.0-37	2.0-17	1	1-0	1-6	0	3	0	1-1	0	0	0	7	10
Sep 1	THE CITADEL	34	14	48	6.0-27	3.0-22	0	0-0	0-0	1	3	0	3-3	0	0	0	0	27
Sep 2	at Temple	45	10	55	6.0-15	3.0-11	2	2-74	1-65	5	2	0	3-3	0	0	0	7	24
Oct 05	NORTH CAROLINA	32	22	54	6.0-20	2.0-14	0	0-0	2-0	1	2	0	5-5	0	0	0	7	38
Oct 12	at Duke	30	36	66	10.0-35	4.0-24	2	0-0	0-0	8	5	1	5-5	0	0	0	0	41
Opponents		233	136	369	49.0-177	18.0-110	6	5-74	6-90	16	18	1	24-24	0	0	0	42	192
		275	186	461	32.0-92	9.0-45	6	3-2	5-65	8	17	1	9-10	0	2	1	0	99

Date	Opponent	Punting								Field Goals			Kickoffs					
		no.	yds	avg	long	blkd	tb	fc	50+	i20	md-att	long	blkd	no.	yds	avg	tb	ob
Aug 2	at Clemson	3	120	40.0	43	0	0	0	0	2	1-1	51	0	9	585	65.0	6	0
Sep 0	SOUTH FLORIDA	7	361	51.6	60	0	1	0	5	2	1-1	27	0	3	150	50.0	0	0
Sep 1	THE CITADEL	3	114	38.0	47	0	0	0	0	0	2-3	47	0	5	322	64.4	1	0
Sep 2	at Temple	4	148	37.0	40	0	0	0	0	1	1-1	34	0	6	391	65.2	3	0
Oct 05	NORTH CAROLINA	4	158	39.5	51	0	0	0	1	1	1-2	32	0	7	432	61.7	2	0
Oct 12	at Duke	5	201	40.2	52	1	2	1	3	2	2-2	36	0	8	487	60.9	5	0
Opponents		26	1102	42.4	60	1	3	1	9	8	8-10	51	0	38	2367	62.3	17	0
		37	1565	42.3	55	1	3	11	11	11	2-4	42	0	19	1010	53.2	1	2

2019 Georgia Tech Football  
Georgia Tech Team Game-by-Game Comparison (as of Oct 15, 2019)  
All games

Opponent	Score	First Downs				Pen	Rushing Number-Yards	Passing		Total Offense Plays-Yards	Return Yards	Turn- Overs
		Total	Rush	Pass	Comp-Att-Int			Yards				
Clemson	14 - 52	13 / 29	8 / 20	5 / 9	0 / 0		45-157 / 49-411	7-18-2 / 18-30-2	137 / 221	63-294 / 79-632	79 / 85	4 / 3
SOUTH FLORIDA	14 - 10	21 / 11	13 / 4	2 / 6	6 / 1		49-181 / 30-92	14-21-1 / 16-25-0	76 / 169	70-257 / 55-261	59 / 57	2 / 2
THE CITADEL	24 - 27	14 / 25	10 / 21	4 / 1	0 / 3		33-183 / 71-320	7-13-0 / 1-4-1	118 / 30	46-301 / 75-350	165 / 1	0 / 1
Temple	2 - 24	18 / 17	5 / 9	11 / 6	2 / 2		35-131 / 49-195	14-35-1 / 9-22-1	174 / 127	70-305 / 71-322	50 / 155	3 / 1
NORTH CAROLINA	22 - 38	14 / 34	7 / 14	7 / 19	0 / 1		29-150 / 46-211	11-24-2 / 33-51-1	171 / 376	53-321 / 97-587	144 / 85	2 / 1
Duke	23 - 41	20 / 20	11 / 13	9 / 5	0 / 2		40-173 / 55-197	15-35-0 / 11-20-0	206 / 176	75-379 / 75-373	46 / 134	0 / 0
Totals	99 - 19	10 / 13	54 / 81	38 / 46	8 / 9		231-975 / 300-142	68-146-6 / 88-152-5	882 / 109	377-185 / 452-252	543 / 517	11 / 8

Opponent	3rd Down Conversions	4th Down Conversions	Time of Possession	TOP Margin	Avg Yds/Rush	Avg Yds/Pass	Avg Yds/Play	Punting Number-Avg	Penalties Number-Yards	Sacks
Clemson	5-16 / 6-12	0-2 / 1-2	27:12 / 32:48	-5:36	3.5 / 8.4	7.6 / 7.4	4.7 / 8.0	8-43.1 / 3-40.0	2-10 / 6-43	0 / 4
SOUTH FLORIDA	5-14 / 4-15	0-0 / 2-2	32:35 / 27:25	5:10	3.7 / 3.1	3.6 / 6.8	3.7 / 4.7	6-41.3 / 7-51.6	2-20 / 9-95	4 / 2
THE CITADEL	3-9 / 8-16	0-1 / 1-1	18:10 / 41:50	-23:40	5.5 / 4.5	9.1 / 7.5	6.5 / 4.7	4-40.2 / 3-38.0	8-80 / 5-55	1 / 3
Temple	2-14 / 7-16	2-4 / 2-3	27:01 / 32:59	-5:58	3.7 / 4.0	5.0 / 5.8	4.4 / 4.5	6-43.3 / 4-37.0	4-38 / 10-70	1 / 3
NORTH CAROLINA	4-11 / 11-19	0-0 / 1-1	23:06 / 36:54	-13:48	5.2 / 4.6	7.1 / 7.4	6.1 / 6.1	7-42.0 / 4-39.5	3-25 / 6-61	1 / 2
Duke	8-18 / 6-16	0-2 / 3-3	27:32 / 32:28	-4:56	4.3 / 3.6	5.9 / 8.8	5.1 / 5.0	6-42.8 / 5-40.2	6-55 / 4-25	2 / 4
Totals	27-82 / 42-94	2-9 / 10-12	155:36 / 204:24	-48:48	4.2 / 4.8	6.0 / 7.2	4.9 / 5.6	37-42.3 / 26-42.4	25-22 / 40-34	9 / 18

Note: Game totals are displayed in the format TEAM/OPPONENT for each category

2019 Georgia Tech Football  
Georgia Tech By-Quarter Statistics (as of Oct 15, 2019)  
All games

3rd-Down Conversions

Date	Opponent	Score	Overall		1st Qtr		2nd Qtr		3rd Qtr		4th Qtr		Overtime	
Aug 29, 201	at Clemson	L 14-52	5-16	31.2	1-4	25.0	1-6	16.7	1-3	33.3	2-3	66.7		
Sep 07, 201	SOUTH FLORIDA	14-10	5-14	35.7	1-4	25.0	2-4	50.0	2-3	66.7	0-3	0.0		
Sep 14, 201	THE CITADEL	L 24-27	3-9	33.3	2-4	50.0	0-1	0.0	0-2	0.0	1-1	100.0	0-1	0.0
Sep 28, 201	at Temple	L 2-24	2-14	14.3	2-5	40.0	0-3	0.0	0-2	0.0	0-4	0.0		
Oct 05, 201	NORTH CAROLINA	L 22-38	4-11	36.4	0-2	0.0	2-4	50.0	1-3	33.3	1-2	50.0		
Oct 12, 201	at Duke	L 23-41	8-18	44.4	2-3	66.7	1-5	20.0	2-5	40.0	3-5	60.0		
	Georgia Tech		27-82	32.9	8-22	36.4	6-23	26.1	6-18	33.3	7-18	38.9	0-1	0.0
	Opponents		42-94	44.7	13-27	48.1	13-25	52.0	10-22	45.5	6-19	31.6	0-1	0.0

4th-Down Conversions

Date	Opponent	Score	Overall		1st Qtr		2nd Qtr		3rd Qtr		4th Qtr		Overtime	
Aug 29, 201	at Clemson	L 14-52	0-2	0.0	0-0	0.0	0-2	0.0	0-0	0.0	0-0	0.0		
Sep 07, 201	SOUTH FLORIDA	14-10	0-0	0.0	0-0	0.0	0-0	0.0	0-0	0.0	0-0	0.0		
Sep 14, 201	THE CITADEL	L 24-27	0-1	0.0	0-0	0.0	0-0	0.0	0-1	0.0	0-0	0.0	0-0	0.0
Sep 28, 201	at Temple	L 2-24	2-4	50.0	0-1	0.0	1-1	100.0	0-0	0.0	1-2	50.0		
Oct 05, 201	NORTH CAROLINA	L 22-38	0-0	0.0	0-0	0.0	0-0	0.0	0-0	0.0	0-0	0.0		
Oct 12, 201	at Duke	L 23-41	0-2	0.0	0-0	0.0	0-1	0.0	0-1	0.0	0-0	0.0		
	Georgia Tech		2-9	22.2	0-1	0.0	1-4	25.0	0-2	0.0	1-2	50.0	0-0	0.0
	Opponents		10-12	83.3	3-3	100.0	3-3	100.0	2-3	66.7	2-3	66.7	0-0	0.0

Time of Possession

Date	Opponent	Score	Overall		1st Qtr		2nd Qtr		3rd Qtr		4th Qtr		Overtime	
Aug 29, 201	at Clemson	L 14-52	27:12		6:24		9:10		5:54		5:44			
Sep 07, 201	SOUTH FLORIDA	14-10	32:35		7:35		9:03		5:27		10:30			
Sep 14, 201	THE CITADEL	L 24-27	18:10		5:47		3:35		5:40		3:08		0:00	
Sep 28, 201	at Temple	L 2-24	27:01		8:03		3:56		8:50		6:12			
Oct 05, 201	NORTH CAROLINA	L 22-38	23:06		5:03		7:59		5:47		4:17			
Oct 12, 201	at Duke	L 23-41	27:32		7:25		6:15		7:11		6:41			
	Georgia Tech	Total	155:36		40:17		39:58		38:49		36:32		0:00	
		Avg.	25:56		6:42		6:39		6:28		6:05		0:00	
	Opponents	Total	204:24		49:43		50:02		51:11		53:28		0:00	
		Avg.	34:04		8:17		8:20		8:31		8:54		0:00	

2019 Georgia Tech Football  
Georgia Tech Red-Zone Results (as of Oct 15, 2019)  
All games

Georgia Tech Inside Opponent Red-Zone

Date	Opponent	Score	Times In RZ	Times Score	Total Pts	Rush TDs	Pass TDs	FGs Made	Failed to score inside RZ					
									FGA	Down	Int	Fum	Half	Gam
Aug 29, 201	at Clemson	L 14-52	2	1	7	1	1	0	0	0	1	0	0	0
Sep 07, 201	SOUTH FLORIDA	14-10	2	2	14	2	2	0	0	0	0	0	0	0
Sep 14, 201	THE CITADEL	L 24-27	2	2	9	1	1	0	1	0	0	0	0	0
Sep 28, 201	at Temple	L 2-24	3	0	0	0	0	0	0	0	1	1	1	0
Oct 05, 201	NORTH CAROLINA	L 22-38	1	1	8	1	1	0	0	0	0	0	0	0
Oct 12, 201	at Duke	L 23-41	4	3	20	3	2	1	0	0	0	0	0	1
Totals			14	9	58	8	7	1	1	0	1	2	1	1
9 of 14 (64.3%)														

Opponents Inside Georgia Tech Red-Zone

Date	Opponent	Score	Times In RZ	Times Score	Total Pts	Rush TDs	Pass TDs	FGs Made	Failed to score inside RZ					
									FGA	Down	Int	Fum	Half	Gam
Aug 29, 201	at Clemson	L 14-52	4	3	21	3	3	0	0	1	0	0	0	0
Sep 07, 201	SOUTH FLORIDA	14-10	3	2	10	1	0	1	1	0	0	0	1	0
Sep 14, 201	THE CITADEL	L 24-27	4	2	10	1	1	0	1	1	0	1	0	0
Sep 28, 201	at Temple	L 2-24	4	3	17	2	2	0	1	0	0	1	0	0
Oct 05, 201	NORTH CAROLINA	L 22-38	7	6	38	5	1	4	1	1	0	0	0	0
Oct 12, 201	at Duke	L 23-41	6	6	34	4	4	0	2	0	0	0	0	0
Totals			28	22	130	16	11	5	6	2	1	2	1	0
22 of 28 (78.6%)														

2019 Georgia Tech Football  
Georgia Tech Game Superlatives (as of Oct 15, 2019)  
All games

INDIVIDUAL GAME HIGHS

Rushes	20	Tobias Oliver at Clemson (Aug 29, 2019)
	20	Jordan Mason vs South Florida (Sep 07, 2019)
Yards Rushing	106	Jordan Mason at Duke (Oct 12, 2019)
TD Rushes	2	Jordan Mason vs The Citadel (Sep 14, 2019)
Long Rush	43	Jordan Mason vs North Carolina (Oct 05, 2019)
Pass attempts	35	James Graham at Duke (Oct 12, 2019)
Pass completions	15	James Graham at Duke (Oct 12, 2019)
Yards Passing	206	James Graham at Duke (Oct 12, 2019)
TD Passes	2	James Graham vs North Carolina (Oct 05, 2019)
Long Pass	54	Tobias Oliver at Clemson (Aug 29, 2019)
Receptions	4	Jalen Camp at Temple (Sep 28, 2019)
	4	Tyler Davis at Duke (Oct 12, 2019)
Yards Receiving	71	Jalen Camp vs The Citadel (Sep 14, 2019)
TD Receptions	1	Ahmarean Brown at Clemson (Aug 29, 2019)
	1	Jalen Camp vs The Citadel (Sep 14, 2019)
	1	Ahmarean Brown vs North Carolina (Oct 05, 2019)
	1	Malachi Carter vs North Carolina (Oct 05, 2019)
	1	Jerry Howard Jr. at Duke (Oct 12, 2019)
Long Reception	54	Jerry Howard Jr. at Clemson (Aug 29, 2019)
Field Goals	1	Brenton King vs The Citadel (Sep 14, 2019)
	1	Brenton King at Duke (Oct 12, 2019)
Long Field Goal	42	Brenton King at Duke (Oct 12, 2019)
Punts	8	Pressley Harvin at Clemson (Aug 29, 2019)
Punting Avg	51.4	Pressley Harvin at Duke (Oct 12, 2019)
Long Punt	55	Pressley Harvin vs South Florida (Sep 07, 2019)
Punts inside 20	4	Pressley Harvin vs South Florida (Sep 07, 2019)
Long Punt Return	23	Ahmarean Brown vs South Florida (Sep 07, 2019)
Long Kickoff Return	52	Tobias Oliver vs The Citadel (Sep 14, 2019)
Tackles	16	David Curry vs North Carolina (Oct 05, 2019)
Sacks	2.0	Charlie Thomas vs South Florida (Sep 07, 2019)
Tackles For Loss	2.0	Jaquan Henderson at Clemson (Aug 29, 2019)
	2.0	Tariq Carpenter vs South Florida (Sep 07, 2019)
	2.0	Charlie Thomas vs South Florida (Sep 07, 2019)
	2.0	Quez Jackson vs South Florida (Sep 07, 2019)
	2.0	Charlie Thomas vs North Carolina (Oct 05, 2019)
	2.0	Kelton Dawson vs North Carolina (Oct 05, 2019)
Interceptions	1	Kaleb Oliver at Clemson (Aug 29, 2019)
	1	Tre Swilling at Clemson (Aug 29, 2019)
	1	David Curry vs The Citadel (Sep 14, 2019)
	1	Kaleb Oliver at Temple (Sep 28, 2019)
	1	Antwan Owens vs North Carolina (Oct 05, 2019)

2019 Georgia Tech Football  
 Georgia Tech Game Superlatives (as of Oct 15, 2019)  
 All games

TEAM GAME HIGHS

Rushes	49	vs South Florida (Sep 07, 2019)
Yards Rushing	183	vs The Citadel (Sep 14, 2019)
Yards Per Rush	5.5	vs The Citadel (Sep 14, 2019)
TD Rushes	2	vs South Florida (Sep 07, 2019)
	2	vs The Citadel (Sep 14, 2019)
	2	at Duke (Oct 12, 2019)
Pass attempts	35	at Temple (Sep 28, 2019)
	35	at Duke (Oct 12, 2019)
Pass completions	15	at Duke (Oct 12, 2019)
Yards Passing	206	at Duke (Oct 12, 2019)
Yards Per Pass	9.1	vs The Citadel (Sep 14, 2019)
TD Passes	2	vs North Carolina (Oct 05, 2019)
Total Plays	75	at Duke (Oct 12, 2019)
Total Offense	379	at Duke (Oct 12, 2019)
Yards Per Play	6.5	vs The Citadel (Sep 14, 2019)
Points	24	vs The Citadel (Sep 14, 2019)
Sacks By	4	vs South Florida (Sep 07, 2019)
First Downs	21	vs South Florida (Sep 07, 2019)
Penalties	8	vs The Citadel (Sep 14, 2019)
Penalty Yards	80	vs The Citadel (Sep 14, 2019)
Turnovers	4	at Clemson (Aug 29, 2019)
Interceptions By	2	at Clemson (Aug 29, 2019)
Punts	8	at Clemson (Aug 29, 2019)
Punting Avg	43.3	at Temple (Sep 28, 2019)
Long Punt	55	vs South Florida (Sep 07, 2019)
Punts inside 20	4	vs South Florida (Sep 07, 2019)
Long Punt Return	23	vs South Florida (Sep 07, 2019)

2019 Georgia Tech Football  
 Georgia Tech Game Superlatives (as of Oct 15, 2019)  
 All games

OPPONENT INDIVIDUAL GAME HIGHS

Rushes	29	DAVIS,Re'Mahn, at Temple (Sep 28, 2019)
Yards Rushing	205	ETIENNE, at Clemson (Aug 29, 2019)
TD Rushes	3	ETIENNE, at Clemson (Aug 29, 2019)
Long Rush	90	ETIENNE, at Clemson (Aug 29, 2019)
Pass attempts	51	Howell, S, vs North Carolina (Oct 05, 2019)
Pass completions	33	Howell, S, vs North Carolina (Oct 05, 2019)
Yards Passing	376	Howell, S, vs North Carolina (Oct 05, 2019)
TD Passes	4	Howell, S, vs North Carolina (Oct 05, 2019)
Long Pass	62	LAWRENCE, at Clemson (Aug 29, 2019)
Receptions	8	Newsome, D, vs North Carolina (Oct 05, 2019)
Yards Receiving	98	HIGGINS, at Clemson (Aug 29, 2019)
TD Receptions	1	HIGGINS, at Clemson (Aug 29, 2019)
	1	LADSON, at Clemson (Aug 29, 2019)
	1	FORD, Johnny, vs South Florida (Sep 07, 2019)
	1	Raleigh Webb, vs The Citadel (Sep 14, 2019)
	1	Corrales, B, vs North Carolina (Oct 05, 2019)
	1	Brown, D, vs North Carolina (Oct 05, 2019)
	1	Walston, G, vs North Carolina (Oct 05, 2019)
	1	Newsome, D, vs North Carolina (Oct 05, 2019)
Long Reception	62	HIGGINS, at Clemson (Aug 29, 2019)
Field Goals	2	Jacob Godek, vs The Citadel (Sep 14, 2019)
	2	Reed,A., at Duke (Oct 12, 2019)
Long Field Goal	51	POTTER, at Clemson (Aug 29, 2019)
Punts	7	SCHNEIDER, T, vs South Florida (Sep 07, 2019)
Punting Avg	51.6	SCHNEIDER, T, vs South Florida (Sep 07, 2019)
Long Punt	60	SCHNEIDER, T, vs South Florida (Sep 07, 2019)
Punts inside 20	2	SPIERS, at Clemson (Aug 29, 2019)
	2	SCHNEIDER, T, vs South Florida (Sep 07, 2019)
	2	Parker,A., at Duke (Oct 12, 2019)
Long Punt Return	32	Blackwell,J., at Duke (Oct 12, 2019)
Long Kickoff Return	32	NGATA, at Clemson (Aug 29, 2019)
Tackles	12	Surratt, C, vs North Carolina (Oct 05, 2019)
Sacks	3.0	Dimukeje,V., at Duke (Oct 12, 2019)
Tackles For Loss	3.0	Dimukeje,V., at Duke (Oct 12, 2019)
Interceptions	1	D. JOHNSON, at Clemson (Aug 29, 2019)
	1	MUSE, at Clemson (Aug 29, 2019)
	1	SAILS, KJ, vs South Florida (Sep 07, 2019)
	1	WALLS,Benny, at Temple (Sep 28, 2019)
	1	Ford, D, vs North Carolina (Oct 05, 2019)
	1	Chapman, D, vs North Carolina (Oct 05, 2019)

2019 Georgia Tech Football  
 Georgia Tech Game Superlatives (as of Oct 15, 2019)  
 All games

OPPONENT TEAM GAME HIGHS

Rushes	71	vs The Citadel (Sep 14, 2019)
Yards Rushing	411	at Clemson (Aug 29, 2019)
Yards Per Rush	8.4	at Clemson (Aug 29, 2019)
TD Rushes	5	at Clemson (Aug 29, 2019)
Pass attempts	51	vs North Carolina (Oct 05, 2019)
Pass completions	33	vs North Carolina (Oct 05, 2019)
Yards Passing	376	vs North Carolina (Oct 05, 2019)
Yards Per Pass	8.8	at Duke (Oct 12, 2019)
TD Passes	4	vs North Carolina (Oct 05, 2019)
Total Plays	97	vs North Carolina (Oct 05, 2019)
Total Offense	632	at Clemson (Aug 29, 2019)
Yards Per Play	8.0	at Clemson (Aug 29, 2019)
Points	52	at Clemson (Aug 29, 2019)
Sacks By	4	at Clemson (Aug 29, 2019)
	4	at Duke (Oct 12, 2019)
First Downs	34	vs North Carolina (Oct 05, 2019)
Penalties	10	at Temple (Sep 28, 2019)
Penalty Yards	95	vs South Florida (Sep 07, 2019)
Turnovers	3	at Clemson (Aug 29, 2019)
Interceptions By	2	at Clemson (Aug 29, 2019)
	2	vs North Carolina (Oct 05, 2019)
Punts	7	vs South Florida (Sep 07, 2019)
Punting Avg	51.6	vs South Florida (Sep 07, 2019)
Long Punt	60	vs South Florida (Sep 07, 2019)
Punts inside 20	2	at Clemson (Aug 29, 2019)
	2	vs South Florida (Sep 07, 2019)
	2	at Duke (Oct 12, 2019)
Long Punt Return	32	at Duke (Oct 12, 2019)