


GEORGIA TECH[®]

GOLF



2019-20 INFORMATION GUIDE

**Will Dickson**

r-Sophomore • Providence, R.I.

**Bartley Forrester**

r-Freshman • Gainesville, Ga.

**Connor Howe**

Sophomore • Ogden, Utah

**Luka Karaulic**

r-Freshman • Dacula, Ga.

**Andy Mao**

Freshman • Johns Creek, Ga.

**Noah Norton**

Junior • Chico, Calif.

**Andy Ogletree**

Senior • Little Rock, Miss.

**Luke Schniederjans**

Senior • Powder Springs, Ga.

**Anton Serafini**

Senior • Lake Mary, Fla.

**Ben Smith**

r-Sophomore • Novi, Mich.

**Tyler Strafaci**

Senior • Davie, Fla.

**Bruce Heppler**

Head Coach

**Devin Stanton**

Assistant Coach

**Bryce Molder**

Volunteer Coach

**Stephanie Swant Tobin**

Director of Operations



Quick Facts

Official Name	Georgia Institute of Technology
Location	Atlanta, Ga.
Founded	1885
Enrollment	32,700
Colors	Old Gold and White
Nicknames	Yellow Jackets, Ramblin Wreck
Official Athletics Website	Ramblinwreck.com
Conference	Atlantic Coast (ACC)
President	Dr. Angel Cabrera
Director of Athletics	Todd Stansbury
Faculty Athletics Rep.	Dr. Charles Isbell
Head Coach	Bruce Heppler (25th year) bheppler@athletics.gatech.edu
Assistant Coach	Devin Stanton (1st year) dstanton@athletics.gatech.edu
Volunteer Coach	Bryce Molder (1st year)

Director of Operations	Stephanie Swant Tobin (1st year) sswant@athletics.gatech.edu
Office Phone	(404) 894-0961
Lettermen Returning/Lost	9/1
2019 ACC Finish	1st
2019 NCAA Regional Finish	4th
2019 NCAA Finals Finish	18th
ACC Championships	18 (1985-91-92-93-94-99-2001-02-06-07-09-10-11-12-14-15-18-19)
NCAA Regional Championships	Five (1991-98-99-2002-15)
NCAA Top-8 Finishes	17
Highest NCAA Finish	2nd in 1993, 2000, 2002, 2005
NCAA Finals Appearances	28 (1947-85-86-87-88-89-90-91-92-93-94-95-98-99-2000-01-02-03-04-05-06-07-08-09-10-11-12-13-14-15-19)
All-America Honorees	63

Communications / Social Media

Golf contact	Mike Stamus
Phone	404-218-9723 (cell) / 404-894-5445 (ofc)
E-Mail	mstamus@athletics.gatech.edu
Official website	www.ramblinwreck.com
Twitter	@GTGolf
Instagram	georgiatechgolf
Facebook	www.facebook.com/GeorgiaTechGolf

2018-19 National Rankings

Golfstat	12
Golfweek/Sagarin Index	7 (strength of schedule = 6)
Head-to-Head	115-45-3
vs. Top 100	95-45-3
vs. Top 50	70-45-2
vs. Top 25	39-40-1

Individuals	Golfstat	GW/Sagarin	#WAGR
Connor Howe	234	226	977
Noah Norton	74	101	95
Andy Ogletree	19	23	41
Luke Schniederjans	30	22	122
Tyler Strafaci	82	76	111

#WAGR rankings as of 8/27/2019

GEORGIA TECH GOLF INFORMATION GUIDE



2019-20 GEORGIA TECH GOLF TEAM

From left standing - Ben Smith, Will Dickson, Bartley Forrester, Noah Norton, Andy Mao, Luke Schniederjans, Connor Howe; seated - Anton Serafini, Luka Karaulic, Tyler Strafaci; inside the car - Andy Ogletree.

2019-20 Roster

Name	Ht.	Wt.	Cl.	Hometown/High School	Major
Will Dickson	6-2	182	r-So.	Providence, R.I. / Moses Brown HS	Business Administration
Bartley Forrester	6-4	171	r-Fr.	Gainesville, Ga. / North Hall HS	Mechanical Engineering
Connor Howe	6-1	169	So.	Ogden, Utah / Weber HS	Business Administration
Luka Karaulic	6-0	162	r-Fr.	Dacula, Ga. / Mill Creek HS	Business Administration
Andy Mao	5-11	171	Fr.	Johns Creek, Ga. / Johns Creek HS	Industrial Engineering
Noah Norton	6-0	179	Jr.	Chico, Calif. / Pleasant Valley HS	Business Administration
Andy Ogletree	6-1	168	Sr.	Little Rock, Miss. / Union HS	Business Administration
Luke Schniederjans	6-1	164	Sr.	Powder Springs, Ga. / Harrison HS	Business Administration
Anton Serafini	6-1	182	Sr.	Lake Mary, Fla. / Lake Mary Prep	Industrial Engineering
Ben Smith	6-1	176	r-So.	Novi, Mich. / Detroit Catholic Central	Business Administration
Tyler Strafaci	6-0	175	Sr.	Davie, Fla. / American Heritage School	Business Administration

Head Coach: Bruce Heppler (Brigham Young, 1985), 25th season

Assistant Coach: Devin Stanton (Georgia Tech, 2015), 1st season

Volunteer Coach: Bryce Molder (Georgia Tech, 2001), 1st season

Karaulic = kuh-RAW-lik

Mao = rhymes with "wow"

Schniederjans = shny-der-JANNZ

Serafini = serra-FEE-nee

Strafaci = struh-FAH-chee

2019-20 Schedule and Results

Sept. 6-8	Carpet Capital Collegiate, Rocky Face, Ga. (The Farm Golf Club)
Sept. 20-22	Olympia Fields/Fighting Illini Invitational, Olympia Fields, Ill. (Olympia Fields Country Club)
Oct. 18-20	Golf Club of Georgia Collegiate, Alpharetta, Ga. (Golf Club of Georgia)
Oct. 28-29	Cypress Point Classic, Pebble Beach, Calif. (Cypress Point Golf Club)
Feb. 6-8	Amer Ari Invitational, Waikoloa, Hawai'i (Waikoloa Resort - Kings Course)
Feb. 16-18	Puerto Rico Classic, Rio Grande, Puerto Rico (Westin Rio Mar Resort - River Course)
Mar. 1-3	Southern Highlands Collegiate, Las Vegas, Nev. (Southern Highlands Golf Club)
Mar. 15-17	Valspar Collegiate Invitational, Palm City, Fla. (The Floridian Golf & Yacht Club)
Apr. 5-7	Calusa Cup, Calusa Pines Golf Club (Naples, Fla.)
Apr. 17-20	ACC Championship, New London, N.C. (Old North State Club)
May 18-20	NCAA Regionals, site TBA
May 29-June 3	NCAA Championship, Scottsdale, Ariz. (Grayhawk Golf Club)

TECH GOLF NOTEBOOK

Georgia Tech advanced to the NCAA Division I Men's Golf Championship for the first time since 2015, but the 7th-seeded Yellow Jackets missed the 54-hole cut, tying for 18th place, three strokes behind 15th place Southern California.

After six victories in 2018-19, including the program's 18th all-time Atlantic Coast Conference championship, and four players earning All-ACC honors, the Yellow Jackets' season came to an end.

Tyler Strafaci wound up as the Yellow Jackets' highest finisher, tying for 34th place at 222 (+6). Luke Schniederjans tied for 65th at 226 (+10), Connor Howe tied for 88th at 229 (+13), and Andy Ogletree tied for 96th at 230 (+14). Noah Norton tied for 124th place at 235 (+29).

All five of those players return for the 2019-20 season.

Team Update

The Yellow Jackets finished the spring season No. 12 in the nation in the Golfstat, and No. 7 in the Golfweek/Sagarin rankings and No. 4 in the most recent Bushnell Coaches Poll. Tech has won six tournaments this year, one shy of the all-time high of seven won by the 2001-02 and 2013-14 teams and more than any other team in Division I golf except top-ranked Oklahoma State. (Golfstat rankings are used to seed the teams in the NCAA Championship and the regional qualifying tournaments.)

Tech advanced to the NCAA Championship by finishing fourth in the NCAA regional held in Pullman, Wash., behind Texas A&M, Brigham Young and Oklahoma.

In the spring, Tech won a share of the Puerto Rico Classic title, took an 11-stroke victory at the Clemson Invitational and a 15-shot win at the Atlantic Coast Conference Championship this spring. Tech finished sixth at the Southern Highlands Collegiate after holding the 36-hole lead, and was 12th in the Valspar Collegiate Invitational, both against extremely strong fields, prior to winning the Clemson event the first weekend of April.

In the fall, the Jackets won the Maui Jim Intercollegiate and were co-champions at the Carpet Capital Collegiate and the Jack Nicklaus Invitational, a match play event.

Tech was 39-40-1 against current top-25 teams, 70-45-2 vs. top-50 teams, and 94-45-2 vs. top-100 teams, and its schedule was rated the sixth-most difficult in the nation according to the Golfweek/Sagarin Index.

Statistically, Tech ranked No. 26 in the nation in average team score (281.03), No. 2 in comparison to par (-0.87), and No. 4 in average individual score (71.13). Tech led the nation in first-round average (70.70), was No. 7 in last-round average (71.36), No. 2 in par-4 scoring (4.04), and No. 5 in both par-3 and par-4 scoring.

The Yellow Jackets also ranked 11th in total birdies (611), No. 6 in eagles (24) and No. 4 in average drop score (75.27).

Tech Lineup

Head coach Bruce Heppler sent out the same starting five for the Yellow Jackets' last seven events of the spring season, beginning with the Puerto Rico Classic in mid-February — juniors Luke Schniederjans (Powder Springs, Ga.), Andy Ogletree (Little Rock, Miss.), Tyler Strafaci (Davie, Fla.), sophomore Noah Norton (Chico, Calif.) and freshman Connor Howe (Ogden, Utah).

Four Yellow Jackets, each of whom played all 12 team events this year, were selected to the All-Atlantic Coast Conference team and were named GCAA All-East Region. They ranked No. 82 or higher in the national Golfstat rankings. Ogletree (No. 19), who was the Yellow Jackets' top finisher in six of Tech's seven spring events and had four top-10 finishes, including a runner-up performance at the ACC Championship, finished as the team's highest ranked player, followed by Schniederjans (No. 30), Norton (No. 74) and Strafaci (No. 82).

They combined for 16 top-10 finishes (Schniederjans had five, Ogletree and Strafaci each had four, Norton had three). They were separated by just over a stroke in stroke average, with Schniederjans leading the way at 70.27.

Ogletree tied for 12th place at the NCAA Pullman Regional to lead the Jackets, while Schniederjans tied for 17th.

Howe, with a 72.23 stroke average in 30 rounds, played the last seven spring events as a counting member of the travel team, having tied for 14th place at the ACC Championship and 17th at the Pullman Regional.

Tech's NCAA Championship History

Georgia Tech reached the NCAA Championship finals for the 29th time since 1985 (30th time in program history), which is tied for fifth most in that time period behind Oklahoma State (34), Arizona State (32), Florida (31) and Texas (31). Tech has posted nine top-8 finishes in the last 15 tries.

The Yellow Jackets have qualified for match play four times since the advent of the stroke-play/match-play format in 2009, finishing third in 2010, second in 2011, second in 2013, fifth in 2014. Tech did not

advance out of its regional in 2012, 2016, 2017 or 2018.

Tech lost to the eventual champion three times in its four forays into match play - Augusta State by the score of 3-2 in the quarterfinals in 2010 and 2011 and to Alabama (3-0-2) in 2013.

Tech has been the runner-up in the NCAA Championship four times (1993, 2000, 2002 and 2005, all before the advent of match play), more than any team in the history of the championship except Houston, Michigan, Texas and Wake Forest, who also have four, and Oklahoma State, which has five.

In 1993 and 2002, the Yellow Jackets led after 54 holes, but finished second by one shot to Florida in 1993, and by four shots to Minnesota in 2002.

In 2000, the Yellow Jackets rallied to tie Oklahoma State after 72 holes, but lost to the Cowboys on the first hole of a playoff. Tech and OSU matched the lowest 72-hole team score in NCAA Championship history (36-under-par 1,116) at the Grand National Lake Course in Opelika, Ala. In 2005, Tech finished 11 shots behind Georgia, and seven shots ahead of third-place Washington.

Since Bruce Heppler became Tech's coach, the Jackets have finished in the top eight 11 times.

Three Tech players have won national collegiate championships. Troy Matteson did it most recently in 2002 at Ohio State. Watts Gunn (1927) and Charlie Yates (1934) won national titles under a match play format before the NCAA took sponsorship of the championship in 1939.

Tech and NCAA Match Play

The 2009 NCAA Championship featured a new twist with the team champion determined via match play. The top eight teams after 54 holes of stroke play advance to a match play tournament format.

The NCAA added a fourth round of stroke play in 2016 for the top 15 teams and nine individuals not on those teams, after which the national individual champion and the top eight teams for match play will be determined.

Match play is a format that Bruce Heppler has supported vigorously. Under Heppler, Georgia Tech finished in the top eight of the NCAA Finals seven times in 10 tries under the 72-hole, stroke-play format. Tech is one of only two teams (Oklahoma State is the other) to have advanced to match play four times in the six years the current format has been in effect.

In the stroke-play/match play era, the Yellow Jackets have finished 10th, third, second, second and fifth, respectively, in the stroke-play portion the NCAA Championship in five tries (Tech did not advance out of its regional in 2012 or 2016). Tech lost to the eventual national champion three of the four times it has qualified for match play (Augusta State in the 2010 and 2011 quarterfinals, Alabama in the 2013 semifinals).

Tech has had success in other match-play events in recent years, reaching the finals of the Callaway Collegiate Match Play Championship four times in six appearances.

Georgia Tech Match Play History

While match play in college golf may be infrequent, Georgia Tech is no stranger to it, having participated in 10 regular season match play events since 2000, as well as three times since the NCAA added match play to determine its champion. Here is a history of Tech's participation.

2018 Jack Nicklaus Invitational - d. Kent State 3.5-2.5, d. South Carolina, 4-2
2017 Cypress Point Classic - d. Georgia, 8.5-3.5, d. Stanford, 8-4, l. Southern California, 19.5-4.5
2016 FarmLinks Collegiate Match Play Championship - l. Vanderbilt, 4-1-1, l. Alabama, 3-2-1
2014 NCAA Championship - l. Oklahoma State, 4-0-1
2014 Capital City Club Match Play Championship - d. Auburn, 4-2, d. Georgia, 5-1
2013 NCAA Championship - d. UNLV 3-2 (quarterfinals), l. Alabama* 3-0-2 (semifinals)
2013 regular season - l. South Carolina 3-2-1, l. TCU 3-2-1
2011 NCAA Championship - l. Augusta State* 3-2
2010 NCAA Championship - l. Augusta State* 3-2
2008 Callaway Golf Collegiate Match Play - d. Texas 4-1, d. Georgia 3-2, d. South Carolina 3-2, l. UCLA 4-1
2006 Hooters Collegiate Match Play - d. Missouri 5-0, d. Arizona State 3-1-1, d. Stanford 3-1-1, l. Georgia 3-2
2005 Hooters Collegiate Match Play - d. Penn State 3-2, d. Arizona 4-1, d. Texas 3-0-2, l. Oklahoma State 4-0-1
2004 Hooters Collegiate Match Play - d. USC 3-2, d. Georgia 3-2, l. Florida 3-1-1, d. Oklahoma State
2000 CGF National Intercollegiate Match Play - d. Texas 2.5-2.5 (won playoff), d. Georgia 3-2, l. Arizona 3-2
*won national championship

Tech Captures 18th ACC Golf Championship

Georgia Tech defended its Atlantic Coast Conference Championship in record fashion at the Old North State Club, and captured its 18th all-time conference title in men's golf.

ACC Men's Golf Titles (since 1954)

Wake Forest	18
GEORGIA TECH	16-2
North Carolina	10-1
Clemson	9-1
Duke	8
Florida State	1
NC State	0-1
Virginia Tech	0-1
Maryland	0-1
South Carolina	0-1
<i>(outright-shared)</i>	

ACC Men's Golf Titles (by coach)

Jesse Haddock, WF	15
Bruce Heppler, GT	11-2
Larry Penley, CU	8-1
Devon Brouse, NC	6
Puggy Blackmon, GT	5
Ellis Hagler, DU	5
Bones McKinney, WF	3
Chuck Erickson, NC	2
Jamie Green, DU	2
Trey Jones, FS	1
Ed Kenney, NC	1
Mike McLeod, NC	1
Rod Myers, DU	1
Bobby Robinson, CU	1
Frank Cronin, MD	0-1
Jay Hardwick, VT	0-1
John Inman, UNC	0-1
Frank Johnson, SC	0-1
Richard Sykes, ST	0-1
<i>(outright-shared)</i>	

ACC Individual Champions (by school)

Wake Forest	22
North Carolina	13
GEORGIA TECH	10-1
Clemson	7
Duke	6
NC State	6
Virginia	4
Maryland	3
Florida State	2
Louisville	1-1
Virginia Tech	0-1
<i>(outright-shared)</i>	

NCAA Championship Finals Appearances - 1985 to present

Oklahoma State	34
Arizona State	32
Florida	31
Texas	31
GEORGIA TECH	28
Clemson	28
Southern California	26
Oklahoma	26
Georgia	25
Arizona	24
Wake Forest	23
North Carolina	23
UCLA	22

TECH GOLF NOTEBOOK

When the Yellow Jackets won their first ACC Championship in 1985, Wake Forest had already won 18. Tech pulled even with the Demon Deacons on Sunday with 18 championships, won for the 13th time under head coach Bruce Heppler and for the 12th time at the Old North State Club. Heppler's 13 titles alone would rank second among schools, and he ranks No. 2 among coaches behind Wake's Jesse Haddock, who coached 15 of the Deacons' 18 championships.

In the process, Tech broke its own tournament scoring record by posting a 37-under-par total of 827, eclipsing the 33-under-par 831 by the 2011 Jackets' team.

With a comfortable 17-shot lead to start the final round, Georgia Tech played even-par around the front nine as high winds made scoring difficult. Virginia and No. 3 Wake Forest, playing in the groups ahead of the Yellow Jackets, crept within 10 strokes with strong starts. But Tech came home in 7-under-par 281, while its playing partners, No. 9 Duke and No. 29 Florida State closed out with 1-over-par rounds of 289.

Schniederjans, a junior from Powder Springs, Ga., played a steady round with five birdies and one bogey, and finished the championship sixth individually with an 8-under-par total of 208. Norton eagled the first hole to open his round and added five birdies, helping the sophomore from Chico, Calif., overcome a double bogey and a bogey on consecutive holes on the back nine. He finished in a tie for 27th at even-par 216.

Freshman Connor Howe (Ogden, Utah) posted a closing even-par 72 Sunday, tying for 14th place at 4-under-par 212 in his first ACC Championship. Tyler Strafaci (Jr., Davie, Fla.) added a 1-over-par 73 for the Jackets Sunday, as did Andy Ogletree (Jr., Little Rock, Miss.). Ogletree, who began the day with the individual lead, surrendered it with a double-bogey at the sixth hole, but battled to the last hole and finished second by a stroke at 12-under-par 204.

As it did during Thursday's 36-hole day, Tech commanded the par-5 holes, playing them in 11-under-par. The Jackets finished the tournament 36-under-par on the par 5s, nine shots better than any other team, and piled up 63 birdies, eight more than any other team.

Four Jackets Make All-ACC Team, GCAA All-Region

Georgia Tech's Noah Norton, Andy Ogletree, Luke Schniederjans and Tyler Strafaci have been named to the All-Atlantic Coast Conference Men's Golf Team, giving Tech four honorees for the second year in a row and for the fourth time in program history.

Schniederjans made the team for the third time in his three years on The Flats, while Norton and Strafaci are second-time honorees. Ogletree, the Yellow Jackets' highest-ranked player nationally, is on the team for the first time.

Ogletree (ranked No. 15 in Golfstat and No. 14 in the Golfweek/Sagarin ratings, Schniederjans (No. 19 Golfstat, No. 16 Sagarin) and Strafaci (No. 50 Golfweek, No. 45 Sagarin) each made the team automatically. Norton, ranked No. 66 in Golfstat and No. 64 in Golfweek/Sagarin, earned his way onto the team via a vote of the ACC's 12 coaches.

The trio of juniors has been the core of the Yellow Jackets' success the last three years, including a nation-leading six tournament victories in 2018-19. Ogletree (junior, Little Rock, Miss.), with four top-10 finishes in spring tournaments, leads the Yellow Jackets in stroke average at 69.96, less than 2/1,000th of a stroke ahead of Schniederjans (junior, Powder Springs, Ga.), whose five top-10 finishes leads the team. Strafaci (junior, Davie, Fla.), averaging 70.67 strokes, has four top-10 finishes this year, and Norton (sophomore (Chico, Calif.), averaging 70.93, has three top-10s.

Heppler ACC Coach of the Year 10 times

Georgia Tech Bruce Heppler has been named ACC Coach of the Year for the 10th time in his 24-year tenure on The Flats. That is the most for one coach in conference history.

Tech won the Atlantic Coast Championship in April for the 18th time, matching Wake Forest for the most in conference history. The Yellow Jackets have won six tournaments altogether, more than any other Division I team in 2018-19, bringing to 59 the total number of titles earned by the Jackets under Heppler. He has coached Tech to 13 of its 18 ACC titles.

Norton, Ogletree, Schniederjans Qualify for U.S. Amateur

Andy Ogletree and Luke Schniederjans have qualified for the United States Amateur Championship, each having grabbed one of the five spots available at the Capital City Club-Crabapple Course in Woodstock, Ga.

Schniederjans, a senior from Powder Springs, Ga., tied for

second place in the 36-hole qualifier with rounds of 65-67 for an 8-under-par total of 132, while Ogletree, a senior from Little Rock, Miss., finished alone in fourth place after rounds of 68-65 for a 7-under-par score of 133. A field of 132 players competed for five qualifying spots at Crabapple Tuesday and Wednesday.

They joined rising junior Noah Norton (Chico, Calif.) in the field for the 119th U.S. Amateur, which will be conducted Aug. 12-18 at Pinehurst Resort in Pinehurst, N.C. Norton is exempt into the field by virtue of his qualifying for the U.S. Open in June.

Tee Shots

- Georgia Tech won six tournaments this year, more than any team in the nation except top-ranked Oklahoma State, one shy of the all-time high of seven won by the 2001-02 and 2013-14 teams.

- Georgia Tech was ranked as high as No. 2 this year in Golfstat (Oct. 31, Nov. 15, Dec. 31) on the heels of winning the Carpet Capital Collegiate, the Maui Jim Intercollegiate and the Jack Nicklaus Invitational in the fall season.

- According to the Golfweek/Sagarin ratings, Tech has faced the seventh-most difficult schedule in Division I -- Tech has gone 31-25-1 vs. the nation's top 25 teams, 58-28-2 vs. the top 50, 83-28-3-3 vs. the top 100.

- Tech was one of seven schools (Arizona State, BYU, Georgia, Illinois, Louisville, SMU) that did not have a senior in its opening round lineup at the NCAA Championship.

- Tech ranked fourth in the nation in lowest average drop score, according to Golfstat. Only seven individuals have finished outside the top 50 in any event prior to the NCAA Championship.

- Collectively, Tech's team compiled 16 individual top-10 finishes, five by Luke Schniederjans, four each by Andy Ogletree and Tyler Strafaci, three by Noah Norton. That group has been involved in 10 team victories over the past two years.

- Tech's top four players rank No. 81 or higher in the Golfstat rankings and in the Golfweek/Sagarin Index.

- Tech's top four players all had stroke averages under 72, ranging from 70.27 to 71.42, all of which rank among the top 20 season stroke averages in program history. They all ranked in the top 15 of the ACC scoring rankings. No. 5 player Connor Howe, a freshman, has a 72.23 average.

- Georgia Tech's collective average team score of 281.03 ranked fourth in the nation and is more than two strokes better than last year's 283.15.

- The Yellow Jackets were an aggregate 209-under-par across all of their events in 2018-19 prior to the NCAA Championship (+39), and 141-under-par over the six spring events.

- Tech scored an aggregate 111-under-par in its last three events before the NCAA Championship (52-under-par at the Clemson Invitational, 37-under-par at the ACC Championship, 22-under-par at the NCAA Pullman Regional) and won the first two of those events by a combined 26 strokes.

- According to Golfstat national statistical rankings, Tech is No. 4 in average individual score (70.80), No. 2 in comparison to par (-0.87), No. 5 in birdies (567) and No. 1 in first-round scoring average (70.18).

- Broken down, the Yellow Jackets are No. 2 in par-4 scoring, No. 4 in par-5 scoring, and No. 11 in par-3 scoring.

Tech Signs One in Class of 2019

Andy Mao, a highly-regarded junior golfer from Johns Creek, Ga., signed a letter-of-intent in the November signing period and is the Yellow Jackets' only signee for the class of 2019. Tech graduates only one member of the current team, fifth-year senior James Clark.

Mao is ranked No. 5 in the state of Georgia by the Golfweek/Sagarin boys rankings, No. 63 in the class of 2019 and No. 174 overall. He is ranked No. 80 in the class of 2019 and No. 138 overall by the Junior Golf Scoreboard.

A senior at Johns Creek High School, Mao enjoyed an excellent 2018 in junior golf, finishing as the runner-up in the Amino VITAL Junior Championship, fourth at AJGA Junior at RiverWatch, fourth at Georgia Junior Championship, 11th at AJGA Championship presented by Stuart Francis and 18th at Callaway Golf-Ollie Schniederjans Junior Classic at Country Club of the South. He qualified for the U.S. Junior Amateur by finishing second at the UGA Golf Course.

Mao has won the Region 7AAAAAA individual title four years in a row and helped his Johns Creek team win the state team title in 2016.

Tech Golf APR Perfect for 14 Straight Years

Bruce Heppler's golf program again earned a perfect four-year APR score of 1000 for the four-year period ending in the 2017-18 academic year in the NCAA's survey announced May 8. The Yellow Jackets have

earned a perfect four-year score every year since its inception in 2006, and has also received an APR Public Recognition Award every year. Georgia Tech golf is one of only 73 programs nationally that has earned all 14 Public Recognition Awards. Among Power 5 conferences, it is one of two men's golf teams and 16 programs overall that have achieved the feat.

APR is an annual scorecard of academic achievement calculated for all Division I sports teams. It measures eligibility, graduation and retention each semester or academic term and provides a clear picture of the academic performance for each team in every sport.

Clark, Strafaci Named All-America Scholars

James Clark and Tyler Strafaci were named Srixon/Cleveland Golf All-America Scholars by the Golf Coaches Association of America, marking the 13th time in Tech golf history that two or more of its players have been named All-America Scholars. Four Tech players earned the distinction in 2014, and three Yellow Jackets were honored in 2005, 2006, 2008 and 2017.

Twenty-two different Yellow Jackets have earned All-America Scholar honors a total of 39 times under head coach Bruce Heppler. Clark, who also earned the honor in 2017, is the 18th Yellow Jacket to be named an All-America Scholar twice in his career. Strafaci, a junior from Davie, Fla., earned the distinction for the first time. Only juniors and seniors (academically) are eligible.

Tech in NCAA Regional Competition

Georgia Tech has advanced through an NCAA regional 24 times in 29 tries, and all but four times since the NCAA went to a six-regional qualifying format in 2009. Head coach Bruce Heppler's teams have won five regional tournaments outright, most recently in 2014, and tied for one other.

The NCAA began using regional qualifying tournaments in 1989, first with the 81 teams split among three sites (27 teams each), then among six sites with either 13 or 14 teams each beginning in 2009. Since the NCAA went to six regional sites in 2009, Tech has finished third (Bowling Green, Ky.), third (Milton, Ga.), tied for third (Radford, Va.), sixth/did not advance (Norman, Okla.), fourth (Tallahassee, Fla.), first (Raleigh, N.C.), third (San Diego) and tied for seventh/did not advance (Tucson).

Tech's first four victories all occurred in 27-team regionals in 1991 (New Haven, Conn.), 1998 (Daufuskie Island, S.C.), 1999 (Providence, R.I.) and 2002 (Roswell, Ga., tied with Clemson). Only the 2014 win occurred in a 13-team field.

Tech's ACC Championship History

With its 15-stroke victory in the 2019 ACC Championship, Georgia Tech won its 18th title in program history, putting the Yellow Jackets in a tie with Wake Forest for the most titles in conference history. Tech's titles have all come from 1985 to the present. Wake Forest's 18 titles all came before the Yellow Jackets won their first.

Tech has won the ACC Championship 10 times in the last 14 years, including the last two in a row. The Yellow Jackets won the 2019 championship with a tournament record score of 827 (37-under-par), breaking the previous mark of 831 (-33) set by the Jackets in 2011.

Tech has won 13 of its conference titles under current head coach Bruce Heppler, 11 of those outright (1999, 2001, 2002, 2009, 2010, 2011, 2012, 2014, 2015, 2018, 2019) and two shared (2006, 2007). The Yellow Jackets won five championships (1985, 1991, 1992, 1993, 1994) under previous head coach Puggy Blackmon.

Twelve of Tech's ACC titles have been won at the Old North State Club in New London, N.C., site of the event 22 of the last 25 years. The first occurred in 1999 by 10 strokes over North Carolina and Duke. Tech won its 2018 crown without an individual finishing higher than 12th place.

Anders Albertson won his second title in 2015, sharing medalist honors with Louisville's Robin Sciort-Siegrist and Virginia Tech's Trevor Cone with a score of 11-under-par 205. He also won the championship in 2013 with a record score of 15-under 201. He is one of five players to win two ACC titles, and one of two Tech players to do so, joining David Duval in 1991 and 1993.

Albertson is one of 10 ACC individual champions from Tech, joining Bob McDonnell (1985), David Duval (1991, 1993), Mikko Rantanen (1994), Bryce Molder (2000), Cameron Tringale (2006), Chesson Hadley (2010), Paul Haley (2011), Albertson (2013, 2015) and Ollie Schniederjans (2014).

2018-19 STATISTICS AND RESULTS

Player	Rounds	Strokes	Low Tour.	Low	Par/-	#	Finish Top			Rel.							Career	
			54-holes	Round	Rounds	Evnts	1	5	10	W-L	W-L%	To Par	Average	Rounds	Strokes	LowRnd	W-L	Average
Luke Schniederjans	33	2319	202	62	25	11	-	3	5	744-200	.788	-1	70.27	96	6840	62	.737	71.25
Andy Ogletree	32	2252	203	63	23	11	-	3	4	686-258	.727	-1	70.38	95	6803	63	.703	71.61
Tyler Strafaci	33	2348	202	65	20	11	-	1	4	685-259	.726	E	71.15	87	6228	65	.728	71.59
Noah Norton	33	2357	202	65	21	11	-	1	3	615-329	.651	E	71.42	63	4500	65	.697	71.43
Connor Howe	30	2167	204	66	17	10	-	-	-	469-395	.543	+1	72.23	30	2167	66	.543	72.23
James Clark	18	1301	213	68	8	6	-	-	-	273-226	.547	+1	72.28	107	7806	67	.609	72.95
Ben Smith	6	445	220	68	2	2	-	-	-	64-90	.416	+2	74.17	6	445	68	.416	74.17
Anton Serafini	3	235	235	75	-	1	-	-	-	3-71	.041	+6	78.33	3	235	75	.041	78.33
Will Dickson	3	262	262	86	-	1	-	-	-	1-73	.014	+15	87.33	3	262	86	.014	87.33
FOUR-PLAYER TEAM	33	9274	812	265	116	11	-	8	16	121-45	.729	-5	281.03					

Tournament	Dates	Rounds	Place	Teams	Players	+/-	Score	W-L
Carpet Capital Collegiate	9/7-9/2018	3	1	15	81	-21	843	14-0
Maui Jim Intercollegiate	9/21-23/2018	3	1	14	78	-28	812	13-0
Jack Nicklaus Invitational (match play)	10/8-9/2018		def. Kent State, 3-2-1; def. South Carolina, 3-1-2					
Golf Club of Georgia Collegiate Inv.	10/19-21/2018	3	3	14	75	-19	845	11-2
Amer Ari Intercollegiate	2/7-9/2019	3	8	18	109	-13	851	10-7
Puerto Rico Classic	2/17-19/2019	3	1	15	75	-16	848	14-0
Southern Highlands Collegiate	3/3-5/2019	3	6	15	81	-4	860	9-5
Valspar Collegiate Invitational	3/17-19/2019	3	12	15	84	+3	855	3-11
Clemson Invitational	4/5-7/2019	3	1	15	81	-52	812	14-0
Atlantic Coast Conference Championship	4/18-20/2019	3	1	12	60	-37	827	11-0
NCAA Pullman Regional	5/13-15/2019	3	4	14	75	-22	818	10-3
NCAA Championship	5/24-29/2019	3	18	30	156	+39	903	12-17

Georgia Tech Low Round Scores Summary

Team low rounds (best 10)

1.	-19	Clemson Invitational, 4/5-7/2019 (3rd round)
2.	-18	Golf Club of Georgia Collegiate Inv., 10/19-21/2018 (1st round)
	-18	Atlantic Coast Conference Championship, 4/18-20/2019 (2nd round)
4.	-17	Clemson Invitational, 4/5-7/2019 (2nd round)
5.	-16	Clemson Invitational, 4/5-7/2019 (1st round)
6.	-15	Maui Jim Intercollegiate, 9/21-23/2018 (1st round)
7.	-13	Carpet Capital Collegiate, 9/7-9/2018 (2nd round)
8.	-12	Atlantic Coast Conference Championship, 4/18-20/2019 (1st round)
9.	-11	Amer Ari Intercollegiate, 2/7-9/2019 (1st round)
10.	-10	NCAA Pullman Regional, 5/13-15/2019 (2nd round)

Player low rounds (best 30)

1.	-10	Luke Schniederjans	Clemson Invitational, 4/5-7/2019 (2nd round)
2.	-8	Andy Ogletree	Valspar Collegiate Invitational, 3/17-19/2019 (3rd round)
	-8	Andy Ogletree	Clemson Invitational, 4/5-7/2019 (3rd round)
4.	-7	Tyler Strafaci	Carpet Capital Collegiate, 9/7-9/2018 (2nd round)
	-7	Noah Norton	Golf Club of Georgia Collegiate Inv., 10/19-21/2018 (1st round)
	-7	Andy Ogletree	Atlantic Coast Conference Championship, 4/18-20/2019 (2nd round)
7.	-6	Luke Schniederjans	Golf Club of Georgia Collegiate Inv., 10/19-21/2018 (1st round)
	-6	Andy Ogletree	Atlantic Coast Conference Championship, 4/18-20/2019 (1st round)
9.	-5	Luke Schniederjans	Maui Jim Intercollegiate, 9/21-23/2018 (1st round)
	-5	Tyler Strafaci	Maui Jim Intercollegiate, 9/21-23/2018 (1st round)
	-5	Noah Norton	Carpet Capital Collegiate, 9/7-9/2018 (2nd round)
	-5	Andy Ogletree	Amer Ari Intercollegiate, 2/7-9/2019 (1st round)
	-5	Noah Norton	Southern Highlands Collegiate, 3/3-5/2019 (1st round)
	-5	Andy Ogletree	Clemson Invitational, 4/5-7/2019 (1st round)
	-5	Tyler Strafaci	Atlantic Coast Conference Championship, 4/18-20/2019 (1st round)
	-5	Luke Schniederjans	NCAA Championship, 5/24-29/2019 (2nd round)
16.	-4	Connor Howe	NCAA Pullman Regional, 5/13-15/2019 (1st round)
	-4	Andy Ogletree	NCAA Pullman Regional, 5/13-15/2019 (2nd round)
	-4	Luke Schniederjans	NCAA Pullman Regional, 5/13-15/2019 (2nd round)
	-4	Tyler Strafaci	Valspar Collegiate Invitational, 3/17-19/2019 (1st round)
	-4	James Clark	Golf Club of Georgia Collegiate Inv., 10/19-21/2018 (1st round)
	-4	Ben Smith	Golf Club of Georgia Collegiate Inv., 10/19-21/2018 (2nd round)
	-4	Noah Norton	Amer Ari Intercollegiate, 2/7-9/2019 (1st round)
	-4	Luke Schniederjans	Puerto Rico Classic, 2/17-19/2019 (3rd round)
	-4	Noah Norton	Clemson Invitational, 4/5-7/2019 (1st round)
	-4	Tyler Strafaci	Clemson Invitational, 4/5-7/2019 (1st round)
	-4	Noah Norton	Clemson Invitational, 4/5-7/2019 (2nd round)
	-4	Tyler Strafaci	Clemson Invitational, 4/5-7/2019 (2nd round)
	-4	Connor Howe	Clemson Invitational, 4/5-7/2019 (3rd round)
	-4	Tyler Strafaci	Clemson Invitational, 4/5-7/2019 (3rd round)
	-4	Connor Howe	Atlantic Coast Conference Championship, 4/18-20/2019 (2nd round)
	-4	Noah Norton	Atlantic Coast Conference Championship, 4/18-20/2019 (2nd round)
	-4	Luke Schniederjans	Atlantic Coast Conference Championship, 4/18-20/2019 (3rd round)
	-4	Noah Norton	Atlantic Coast Conference Championship, 4/18-20/2019 (3rd round)
	-4	Noah Norton	Atlantic Coast Conference Championship, 4/18-20/2019 (3rd round)

2018-19 Team and Individual Bests

Low Individual 18-hole Score/Relation to Par:

-10 (62), Luke Schniederjans, Clemson Invitational, 4/5/2019 (2nd round)

Low Individual 54-hole Score: 202 (-14), Luke

Schniederjans, Clemson Invitational, 4/5-7/2019; 202 (-8), Noah Norton & Tyler Strafaci, Maui Jim Intercollegiate, 9/21-23/2018

Low Individual 54-hole Score/Relation to Par:

-14 (202), Luke Schniederjans, Clemson Invitational, 4/5-7/2019

Low Team 18-hole Score in Relation to Par: -19

(269), Clemson Invitational, 4/7/2019 (3rd round)

Low Team 54-hole Score: 812 (-52), Clemson

Invitational, 4/5-7/2019

Low Team 54-hole Score in Relation to Par: -52

(812), Clemson Invitational, 4/5-7/2019

Best Team Finish: 1st, Carpet Capital Collegiate (tie),

9/7-9/2018; Maui Jim Intercollegiate, 9/21-23/2018; Jack Nicklaus Invitational, 10/8-9/2018; Puerto Rico Classic (tie), 2/17-19/2019; Clemson Invitational, 4/5-7/2019; ACC Championship, 4/18-20/2019

Largest Margin of Victory: 15 strokes, ACC

Championship, 4/18-20/2019

Best Individual Finish in a Team Stroke Play

Event: t2nd, Luke Schniederjans, Golf Club of Georgia Collegiate, 10/19-21/2-19

2018-19 STATISTICS AND RESULTS

FALL RESULTS

9/7-9/2018 -- CARPET CAPITAL COLLEGIATE

The Farm Golf Club -- Rocky Face, Ga.

Par 72, 7178 yards -- 15 teams, 81 players

Georgia Tech.....	281	275	287	843	-21	t-1st
Luke Schniederjans.....	69	70	71	210	-6	t-4th
Tyler Strafaci.....	70	65	77	212	-4	t-6th
Noah Norton.....	71	67	76	214	-2	t-11th
James Clark.....	72	73	70	215	-1	t-14th
Andy Ogletree.....	71	75	70	216	E	t-16th
Ben Smith#.....	79	71	75	225	+9	t-58th

9/21-23/2018 -- MAUI JIM INTERCOLLEGIATE

Mirabel Golf Club -- Scottsdale, Ariz.

Par 70, 7081 yards -- 14 teams, 78 players

Georgia Tech.....	265	274	273	812	-28	1st
Noah Norton.....	67	67	68	202	-8	t-6th
Tyler Strafaci.....	65	67	70	202	-8	t-6th
Luke Schniederjans.....	65	70	68	203	-7	t-6th
Andy Ogletree.....	68	70	67	205	-5	t-12th
Connor Howe#.....	67	75	67	209	-1	t-30th
James Clark.....	71	71	71	213	+3	t-48th

10/8-9/2018 -- JACK NICKLAUS INVITATIONAL

Muirfield Village Golf Club -- Dublin, Ohio

Par 72, 7392 yards -- 8 teams

Georgia Tech d. Kent State, 3-2-1

Schniederjans W 2up, Strafaci W 2&1, Ogletree H, Smith L 2up,
Clark W 2up, Howe L 1up

Georgia Tech d. South Carolina, 3-1-2

Schniederjans H, Strafaci W 2&1, Ogletree H, Smith W 2&1, Clark
W 5&3, Howe L 4&3

Championship match vs. Clemson rained out

10/19-21/2018 -- GOLF CLUB OF GEORGIA COLLEGIATE

Golf Club of Georgia - Lakeside Course -- Alpharetta, Ga.

Par 72, 7017 yards -- 14 teams, 75 players

Georgia Tech.....	270	289	286	845	-19	3rd
Luke Schniederjans.....	66	71	69	206	-10	t-2nd
James Clark.....	68	74	72	214	-2	t-17th
Tyler Strafaci.....	71	70	74	215	-1	t-19th
Noah Norton.....	65	76	75	216	E	t-21st
Connor Howe#.....	75	72	70	217	+1	t-29th
Ben Smith#.....	79	68	73	220	+4	t-34th
Anton Serafini#.....	83	75	77	235	+19	t-72nd
Will Dickson#.....	86	90	86	262	+46	74th
Andy Ogletree.....	dq	74	71			

SPRING RESULTS

2/7-9/2019 -- AMER ARI INTERCOLLEGIATE

Kings Course -- Waikoloa, Hawaii

Par 72, 7074 yards -- 18 teams, 109 players

Georgia Tech.....	277	284	290	851	-13	t-8th
Luke Schniederjans.....	70	69	71	210	-6	t-18th
Andy Ogletree.....	67	71	74	212	-4	t-24th
Connor Howe#.....	72	70	71	213	-3	t-30th
Noah Norton.....	68	73	72	213	-3	t-30th
Tyler Strafaci.....	72	72	73	217	+1	t-54th
James Clark.....	72	72	75	219	+3	t-66th

2/17-19/2019 -- PUERTO RICO CLASSIC

Rio Mar Resort River Course -- Rio Grande, P.R.

Par 72, 6902 yards -- 15 teams, 75 players

Georgia Tech.....	283	282	283	848	-16	t-1st
Andy Ogletree.....	70	70	71	211	-5	t-4th
Noah Norton.....	70	69	73	212	-4	t-7th
Tyler Strafaci.....	70	70	72	212	-4	t-7th
Luke Schniederjans.....	73	73	68	214	-2	t-15th
Connor Howe.....	73	76	72	221	+5	t-43rd

3/3-5/2019 -- SOUTHERN HIGHLANDS COLLEGIATE

Southern Highlands Golf Club -- Las Vegas, Nev.

Par 72, 7374 yards -- 15 teams, 81 players

Georgia Tech.....	283	282	295	860	-4	6th
Andy Ogletree.....	71	71	71	213	-3	t-9th
Luke Schniederjans.....	70	69	78	217	+1	t-24th
Tyler Strafaci.....	75	70	72	217	+1	t-24th
Noah Norton.....	67	72	81	220	+4	t-37th
James Clark#.....	77	75	75	227	+11	t-63rd
Connor Howe.....	80	74	74	228	+12	t-69th

3/17-19/2019 -- VALSPAR COLLEGIATE INVITATIONAL

The Floridian National Golf Club -- Palm City, Fla.

Par 71, 6921 yards -- 15 teams, 84 players

Georgia Tech.....	285	288	282	855	+3	12th
Andy Ogletree.....	71	74	63	208	-5	t-14th
Tyler Strafaci.....	67	73	76	216	+3	t-40th
Noah Norton.....	77	69	71	217	+4	t-43rd
Luke Schniederjans.....	73	73	73	219	+6	t-51st
Connor Howe.....	74	73	75	222	+9	t-63rd

4/5-7/2019 -- CLEMSON INVITATIONAL

The Cliffs at Keowee Falls -- Salem, N.C.

Par 72, 7103 yards -- 15 teams, 81 players

Georgia Tech.....	272	271	269	812	-52	1st
Luke Schniederjans.....	69	62	71	202	-14	3rd
Tyler Strafaci.....	68	68	68	204	-12	4th
Noah Norton.....	68	68	69	205	-11	t-5th
Andy Ogletree.....	67	74	64	205	-11	t-5th
Connor Howe.....	71	73	68	212	-4	t-22nd
James Clark#.....	70	74	69	213	-3	t-24th

4/18-20/2019 -- ATLANTIC COAST CONFERENCE
CHAMPIONSHIP

Old North State Club -- New London, N.C.

Par 72, 7102 yards -- 12 teams, 60 players

Georgia Tech.....	276	270	281	827	-37	1st
Andy Ogletree.....	66	65	73	204	-12	2nd
Luke Schniederjans.....	71	69	68	208	-8	6th
Connor Howe.....	72	68	72	212	-4	t-14th
Tyler Strafaci.....	67	73	73	213	-3	t-16th
Noah Norton.....	80	68	68	216	E	t-27th

5/13-15/2019 -- NCAA PULLMAN REGIONAL

Palouse Ridge Golf Club -- Pullman, Wash.

Par 70, 7232 yards -- 14 teams, 75 players

Georgia Tech.....	271	270	277	818	-22	4th
Andy Ogletree.....	67	66	70	203	-7	t-12th
Connor Howe.....	66	70	68	204	-6	t-17th
Luke Schniederjans.....	70	66	68	204	-6	t-17th
Noah Norton.....	68	68	71	207	-3	t-29th
Tyler Strafaci.....	72	73	73	218	+8	60th

5/24-29/2019 -- NCAA CHAMPIONSHIP

Blessings Golf Club -- Fayetteville, Ark.

Par 72, 7550 yards -- 30 teams, 156 players

Georgia Tech.....	307	293	303	903	+39	18th
Tyler Strafaci.....	75	70	77	222	+6	t-34th
Luke Schniederjans.....	79	67	80	226	+10	t-65th
Connor Howe.....	80	77	72	229	+13	t-88th
Andy Ogletree.....	77	79	74	230	+14	t-96th
Noah Norton.....	76	79	80	235	+19	t-124th

Indicates competing as an individual

2018-19 STATISTICS AND RESULTS

JAMES CLARK	DATE	ROUNDS	SCORES	PAR	RANK	W-L
Carpet Capital Collegiate	9/7-9/2018	3	72-73-70=215	-1	t14th/81	67-13
Maui Jim Intercollegiate	9/21-23/2018	3	71-71-71=213	+3	t48th/78	30-47
Golf Club of Georgia Collegiate Inv.	10/19-21/2018	3	68-74-72=214	-2	t17th/75	58-16
Amer Ari Intercollegiate	2/7-9/2019	3	72-72-75=219	+3	t66th/109	43-65
Southern Highlands Collegiate	3/3-5/2019	3	77-75-75=227	+11	t63rd/81	18-62
Clemson Invitational	4/5-7/2019	3	70-74-69=213	-3	t24th/81	57-23
SEASON TOTALS		18	1301 AVG. 72.28	+1		273-226

WILL DICKSON	DATE	ROUNDS	SCORES	PAR	RANK	W-L
Golf Club of Georgia Collegiate Inv.	10/19-21/2018	3	86-90-86=262	+46	74th/75	1-73
SEASON TOTALS		3	262 AVG. 87.33	+15		1-73

CONNOR HOWE	DATE	ROUNDS	SCORES	PAR	RANK	W-L
Maui Jim Intercollegiate	9/21-23/2018	3	67-75-67=209	-1	t30th/78	48-29
Golf Club of Georgia Collegiate Inv.	10/19-21/2018	3	75-72-70=217	+1	t29th/75	46-28
Amer Ari Intercollegiate	2/7-9/2019	3	72-70-71=213	-3	t30th/109	79-29
Puerto Rico Classic	2/17-19/2019	3	73-76-72=221	+5	t43rd/75	32-42
Southern Highlands Collegiate	3/3-5/2019	3	80-74-74=228	+12	t69th/81	12-68
Valspar Collegiate Invitational	3/17-19/2019	3	74-73-75=222	+9	t63rd/84	21-62
Clemson Invitational	4/5-7/2019	3	71-73-68=212	-4	t22nd/81	59-21
Atlantic Coast Conference Championship	4/18-20/2019	3	72-68-72=212	-4	t14th/60	46-13
NCAA Pullman Regional	5/13-15/2019	3	66-70-68=204	-6	t17th/75	58-16
NCAA Championship	5/24-29/2019	3	80-77-72=229	+13	t88th/156	68-87
SEASON TOTALS		30	2167 AVG. 72.23	+1		469-395

NOAH NORTON	DATE	ROUNDS	SCORES	PAR	RANK	W-L
Carpet Capital Collegiate	9/7-9/2018	3	71-67-76=214	-2	t11th/81	70-10
Maui Jim Intercollegiate	9/21-23/2018	3	67-67-68=202	-8	t6th/78	72-5
Golf Club of Georgia Collegiate Inv.	10/19-21/2018	3	65-76-75=216	E	t21st/75	54-20
Amer Ari Intercollegiate	2/7-9/2019	3	68-73-72=213	-3	t30th/109	79-29
Puerto Rico Classic	2/17-19/2019	3	70-69-73=212	-4	t7th/75	68-6
Southern Highlands Collegiate	3/3-5/2019	3	67-72-81=220	+4	t37th/81	44-36
Valspar Collegiate Invitational	3/17-19/2019	3	77-69-71=217	+4	t43rd/84	41-42
Clemson Invitational	4/5-7/2019	3	68-68-69=205	-11	t5th/81	76-4
Atlantic Coast Conference Championship	4/18-20/2019	3	80-68-68=216	E	t27th/60	33-26
NCAA Pullman Regional	5/13-15/2019	3	68-68-71=207	-3	t29th/75	46-28
NCAA Championship	5/24-29/2019	3	76-79-80=235	+19	t124th/156	32-123
SEASON TOTALS		33	2357 AVG. 71.42	E		615-329

ANDY OGLETREE	DATE	ROUNDS	SCORES	PAR	RANK	W-L
Carpet Capital Collegiate	9/7-9/2018	3	71-75-70=216	-5	t16th/81	65-15
Maui Jim Intercollegiate	9/21-23/2018	3	68-70-67=205	-5	t12th/78	66-11
Golf Club of Georgia Collegiate Inv.	10/19-21/2018	3	73-74-71=214	+1	75th/75	0-74
Amer Ari Intercollegiate	2/7-9/2019	3	67-71-74=212	-4	t24th/109	85-23
Puerto Rico Classic	2/17-19/2019	3	70-70-71=211	-5	t4th/75	71-3
Southern Highlands Collegiate	3/3-5/2019	3	71-71-71=213	-3	t9th/81	72-8
Valspar Collegiate Invitational	3/17-19/2019	3	71-74-63=208	-5	t14th/84	70-13
Clemson Invitational	4/5-7/2019	3	67-74-64=205	-11	t5th/81	76-4
Atlantic Coast Conference Championship	4/18-20/2019	3	66-65-73=204	-12	2nd/60	58-1
NCAA Pullman Regional	5/13-15/2019	3	67-66-70=203	-7	t12th/75	63-11
NCAA Championship	5/24-29/2019	3	77-79-74=230	+14	t96th/156	60-95
SEASON TOTALS		32	2252 AVG. 70.38	-1		686-258

LUKE SCHNIEDERJANS	DATE	ROUNDS	SCORES	PAR	RANK	W-L
Carpet Capital Collegiate	9/7-9/2018	3	69-70-71=210	-6	t4th/81	77-3
Maui Jim Intercollegiate	9/21-23/2018	3	65-70-68=203	-7	t6th/78	72-5
Golf Club of Georgia Collegiate Inv.	10/19-21/2018	3	66-71-69=206	-10	t2nd/75	73-1
Amer Ari Intercollegiate	2/7-9/2019	3	70-69-71=210	-6	t18th/109	91-17
Puerto Rico Classic	2/17-19/2019	3	73-73-68=214	-2	t15th/75	60-14
Southern Highlands Collegiate	3/3-5/2019	3	70-69-78=217	+1	t24th/81	57-23
Valspar Collegiate Invitational	3/17-19/2019	3	73-73-73=219	+6	t51st/84	33-50
Clemson Invitational	4/5-7/2019	3	69-62-71=202	-14	3rd/81	78-2
Atlantic Coast Conference Championship	4/18-20/2019	3	71-69-68=208	-8	6th/60	54-5
NCAA Pullman Regional	5/13-15/2019	3	70-66-68=204	-6	t17th/75	58-16
NCAA Championship	5/24-29/2019	3	79-67-80=226	+10	t65th/156	91-64
SEASON TOTALS		33	2319 AVG. 70.27	-1		744-200

ANTON SERAFINI	DATE	ROUNDS	SCORES	PAR	RANK	W-L
Golf Club of Georgia Collegiate Inv.	10/19-21/2018	3	83-75-77=235	+19	t72nd/75	3-71
SEASON TOTALS		3	235 AVG. 78.33	+6		3-71

BEN SMITH	DATE	ROUNDS	SCORES	PAR	RANK	W-L
Carpet Capital Collegiate	9/7-9/2018	3	79-71-75=225	+9	t58th/81	23-57
Golf Club of Georgia Collegiate Inv.	10/19-21/2018	3	79-68-73=220	+4	t34th/75	41-33
SEASON TOTALS		6	445 AVG. 74.17	+2		64-90

TYLER STRAFACI	DATE	ROUNDS	SCORES	PAR	RANK	W-L
Carpet Capital Collegiate	9/7-9/2018	3	70-65-77=212	-4	t6th/81	75-5
Maui Jim Intercollegiate	9/21-23/2018	3	65-67-70=202	-8	t6th/78	72-5
Golf Club of Georgia Collegiate Inv.	10/19-21/2018	3	71-70-74=215	-1	t19th/75	56-18
Amer Ari Intercollegiate	2/7-9/2019	3	72-72-73=217	+1	t54th/109	55-53
Puerto Rico Classic	2/17-19/2019	3	70-70-72=212	-4	t7th/75	68-6
Southern Highlands Collegiate	3/3-5/2019	3	75-70-72=217	+1	t24th/81	57-23
Valspar Collegiate Invitational	3/17-19/2019	3	67-73-76=216	+3	t40th/84	44-39
Clemson Invitational	4/5-7/2019	3	68-68-68=204	-12	4th/81	77-3
Atlantic Coast Conference Championship	4/18-20/2019	3	67-73-73=213	-3	t16th/60	44-15
NCAA Pullman Regional	5/13-15/2019	3	72-73-73=218	+8	60th/75	15-59
NCAA Championship	5/24-29/2019	3	75-70-77=222	+6	t34th/156	122-33
SEASON TOTALS		33	2348 AVG. 71.15	E		685-259

Head-to-Head in 2018-19

Opponent	W-L-T
Alabama	3-0-0
Arizona State	1-1-0
Arkansas	1-0-0
Army West Point	1-0-0
Auburn	3-3-0
Augusta	1-0-0
Baylor	1-1-0
Boston College	2-0-0
Brigham Young	1-1-0
California	1-2-0
Central Florida	1-0-0
Chattanooga	1-0-0
Clemson	5-2-0
College of Charleston	1-0-0
Colorado	1-0-0
Colorado State	2-0-0
Connecticut	1-0-0
Dalton State	1-0-0
Duke	4-1-0
East Carolina	1-0-0
East Tennessee State	1-0-0
Elon	1-0-0
Florida	3-0-0
Florida State	2-1-0
Furman	1-0-0
Georgia	2-0-1
Georgia Southern	1-0-0
Georgia State	1-0-0
Hawaii	1-0-0
Hawaii - Hilo	1-0-0
Houston	2-0-0
Illinois	2-0-0
Iona	1-0-0
Iowa	1-0-0
Kansas State	1-0-0
Kennesaw State	1-0-0
Kent State	3-0-0
Liberty	1-0-0
Louisiana Tech	1-0-0
Louisville	2-0-0
LSU	3-1-0
Marquette	1-0-0
Maryland	1-0-0
Michigan State	1-0-0
Middle Tennessee State	1-0-0
Minnesota	1-0-0
New Mexico	1-0-0
North Carolina	2-0-0
NC State	3-0-0
North Florida	2-0-0
Northern Colorado	1-0-0
Notre Dame	1-0-0
Ohio State	1-1-0
Oklahoma	1-3-0
Oklahoma State	0-3-0
Oregon	1-1-0
Oregon State	1-0-1
Osaka Gakuin University	1-0-0
Pacific	1-0-0
Pepperdine	1-1-0
Purdue	2-0-0
San Jose State	1-0-0
SMU	0-1-0
South Carolina	3-2-0
South Florida	1-0-0
Southern California	1-3-0
Stanford	2-2-0
TCU	2-2-0
Tennessee	0-0-1
Texas	0-4-0
Texas A&M	1-3-0
Texas Tech	0-2-0
UC Davis	1-0-0
UCLA	3-0-0
UNCG	1-0-0
UNCW	1-0-0
UNLV	2-0-0
Utah	1-0-0
Vanderbilt	0-2-0
Virginia	4-0-0
Virginia Tech	2-0-0
Wake Forest	2-2-0
Western Carolina	1-0-0
Wofford	1-0-0
Wright State	1-0-0

STUDENT-ATHLETES AND STAFF

Head coach Bruce Heppler	10
Assistant coach Devin Stanton	12
Director of operations Stephanie Swant Tobin	12
Will Dickson	13
Connor Howe	13
Bartley Forrester	14
Luka Karaulic	14
Andy Mao	14
Noah Norton	15
Andy Ogletree	16
Luke Schniederjans	17
Anton Serafini	18
Ben Smith	18
Tyler Strafaci	19
Director of Athletics Todd Stansbury	20
President Dr. Angel Cabrera	21
Faculty Representative Dr. Charles Isbell	21

HEAD COACH BRUCE HEPPLER



The Heppler File

- **Name:** Bruce Heppler
- **Birthdate:** March 27, 1960 in St. George, Utah
- **Joined Tech Staff:** June 27, 1995
- **Education:** Master's degree in sport management from Massachusetts in 1988; Bachelor's degree in accounting from Brigham Young in 1985; Associate degree in arts and sciences from Dixie Junior College in 1982.
- **Playing Experience:** Lettered at Dixie Junior College (1979).
- **Coaching Experience:** Head coach at Georgia Tech (1995-present), Assistant men's and women's coach at Oklahoma State (1991-95), Assistant men's coach at UNLV (1989-91), Head men's and women's coach at Amherst College (1987), USA Palmer Cup coach (2003, 2015)
- **Honors:** GCAA National Coach of the Year (2002), ACC Coach of the Year (1999, 2001, 2002, 2006, 2009, 2011, 2012, 2014, 2018, 2019), GCAA Region Coach of the Year (1999, 2001, 2002, 2006, 2009, 2011, 2012, 2014), Successful completion of the CPA exam on first sitting (November, 1985); Member of American Institute of Certified Public Accountants
- **Post-Season as a Head Coach:** 22 NCAA regional appearances, 17 NCAA Finals appearances, 3 NCAA runner-up finishes (1998, 2002, 2005), 4 NCAA Match Play appearances (2010, 2011, 2013, 2014), NCAA regional champions (1998, 1999, 2002, 2015), ACC Champions (1999, 2001, 2002, 2006, 2007, 2009, 2010, 2011, 2012, 2014, 2015, 2018, 2019); 2002 NCAA individual champion (Troy Matteson). **As an Assistant Coach:** 1995 NCAA Championship, first place (Oklahoma State); 1992 NCAA Championship, third place (Oklahoma State); 1991 NCAA Individual Champion (Warren Schutte, UNLV); 1990 West Region Champion (UNLV).

24 Years at Tech

ACC Coach of the Year 10 times

13 ACC Championships

17 NCAA Finals Appearances



If a consistently high level of success over a long period of time is the measure of a great program, then Georgia Tech's golf program under Bruce Heppler would certainly meet the standard. His peers recognized this in 2013 when they inducted him into the Golf Coaches Association of America Hall of Fame.

Tech's recent run of Atlantic Coast Conference championships and NCAA Championship finals performances are unprecedented in school history - 10 Atlantic Coast Conference titles in the last 14 years and four trips to match play at the NCAA Championship.

Heppler has guided the Yellow Jackets to an NCAA regional every year since 1998, while 17 of those teams advanced to the NCAA Finals, and 11 finished in the top eight, including three runner-up showings. Since 2000, Tech has finished outside the top 10 in both polls only three times.

During his tenure, Tech has won or shared 13 Atlantic Coast Conference titles. Only two ACC coaches have led their teams to more ACC titles than has Heppler. The Yellow Jackets have captured or shared 59 team titles overall.

He was named ACC Coach of the Year in 2019 for the 10th time, more than any ACC coach in conference history.

In a July, 2015 poll of his coaching peers conducted by Golfweek magazine, Heppler ranked No. 3. His program was ranked No. 2 among College Factual's ranking of the best colleges to play golf, taking into account both the quality of the golf team, as well as the academic success of the players and the quality of the school.

Heppler has recruited and developed his share of star players as well. The Yellow Jackets have had at least a pair of All-Atlantic Coast Conference honorees in 19 of the last 21 years, and landed four members of the team on the squad four times (2005, 2011, 2018, 2019). Tech has had at least two players earn All-America honors 14 of the last 17 years, and Ollie Schniederjans became the program's 20th and 21st first-team selection in his junior and senior years. Three of his players, Matt Kuchar, Bryce Molder and Troy Matteson, have been named national player of the year.

Twelve of Heppler's players are currently active members of either the PGA Tour or the Web.com Tour, with several other recent graduates climbing their way up through the other professional tours.

Heppler has been named to coach the United States team in the Palmer Cup twice, in 2003 and 2015, and eight of his players have also represented the USA in that annual event.

Kuchar, Molder, Nicholas Thompson and Cameron Tringale have represented the United States in the Walker Cup matches. Twice, in 1998 and 2013, five or more of the Heppler's active Tech players have qualified to play in the U.S. Amateur. Six of Tech's seven returning players in 2013 competed in that year's U.S. Amateur in Brookline, Mass., an unprecedented feat.

On the conference level since 1985, when the Yellow Jackets won their first ACC Championship, Tech has earned more NCAA Championship berths than any team except Clemson. The Jackets have earned more top-10, more top-5 and more top-2 finishes in NCAA Championship competition than any other ACC team. Tech also has had more All-America selections (63) than any other ACC team during the same period except the Tigers.

His players have been just as successful in the classroom. Tech's golf program has been recognized with a perfect Academic Progress Report score of 1000 for 14 straight years, and every senior has graduated.

Twenty-one different players under Heppler have been named All-America Scholars (a total of 36 times) by the Golf Coaches Association of America, which requires a minimum 3.2 GPA and participation in at least 75 percent of a team's events. Two, All-Americans Bryce Molder and Roberto Castro, received the NCAA's Top VIII Award, an honor given to eight student-athletes from all sports each year and recognizes those who excel in their sport and in the classroom, and exhibit high character, leadership and service to others.

It didn't take long for Heppler to restore the glory to Tech's golf program following a couple of lean years in the mid-1990s. After recruiting future All-Americans Kuchar and Molder, Heppler had the Yellow Jackets back in the NCAA Tournament in his third season, where they finished third, just four shots off the lead. Tech also was ranked No. 1 in the nation during the course of the year and won the NCAA East Regional.

Even better things were to come as Tech captured the first of its ACC titles under Heppler in 1999. In 2000 the Yellow Jackets came the closest to an NCAA Championship in their history, tying for first after 72 holes with Oklahoma State before losing a one-hole playoff. On the year, Tech captured four team titles and finished in the top four in each event it entered.

During the 2001 campaign, the Jackets won their second ACC crown in three years, the second under Heppler, captured a school-record-tying five tournament wins during the year and finished fourth in the NCAA Championship. For his efforts, Heppler was named ACC Coach of the Year and guided three All-Americans in Molder, who was also the consensus National Player of the Year, Matteson and Kris Mikkelsen.

In 2002, Heppler led the Yellow Jackets to arguably the best season in school history, as Tech



captured seven team titles and finished second at the NCAA Championship. In the process, Heppler earned National and ACC Coach of the Year honors. During the year, the Jackets won the school's eighth ACC title, while placing all five starters on GCAA All-America teams. Under Heppler's tutelage, Matteson became the third Tech player to win the national individual title.

Tech has dominated the Atlantic Coast Conference in recent years, winning nine of the last 13 titles. The Yellow Jackets have been to the NCAA Tournament every year since 1998, and only five times in that period failed to advance out of a regional. In the nine years the NCAA has conducted the current medal/match play format for the championship, Tech has advanced to match play four times.

A 58-year-old native of St. George, Utah, Heppler has demonstrated his strength as a recruiter by attracting both National Players of the Year during 1997-98 and the ACC Players of the Year for 1998, 1999, 2000 and 2001. His first recruit at Tech was Kuchar, who won the 1997 U.S. Amateur Championship and was named the ACC Player of the Year and the Fred Haskins National Player of the Year in 1998. Molder was the Jack Nicklaus Player of the Year in 1998 and in 2001, along with being named the ACC Player of the Year in 1999, 2000 and 2001.

Heppler, a dean's list student at Brigham Young, earned his bachelor's degree in accounting from BYU in 1985, and later received his master's degree in sport management from Massachusetts in 1988. He played golf for one year at Dixie Junior College in St. George before transferring to Brigham Young.

He became a certified public accountant in 1985 and spent one year in the firm of Huber and Associates in Salt Lake City, then began his collegiate coaching career in 1987 as the men's and women's golf coach at Amherst. He then spent two years as an administrative assistant at UNLV, becoming the assistant men's golf coach at UNLV in 1989. He spent two years in that role before moving to Oklahoma State in 1991.

"Georgia Tech is a great fit for me," said Heppler. "This is one of the five or six best programs right now if you look around at college golf's successful teams since the '90s. We have a lot of alumni on the PGA Tour, which is great for the school. Young people can see they have a chance to be player of the year or win a national championship here. It's a great school academically, which is a real draw with the general pool of talent out there interested in playing college golf."

Heppler is married to the former Traci Schull of Southbury, Conn., and they have a son, Zakary, and a daughter, Moriah. Heppler is actively involved with Atlanta Alliance for Children and is a member of the Golf Coaches Association of America.

Heppler Year-by-Year

Year	All-Americans	All-ACC	Wins	+NCAA	#ACC	#Rank
1996	—	—	—	—	9th	—
1997	1	1	—	—	8th	—
1998	2	2	2	2nd	2nd	—
1999	2	3	3	%28th	Champions	—
2000	4	2	4	^2nd	2nd	1/na
2001	3	2	5	4th	Champions	2/2
2002	5	3	7	+2nd	Champions	1/1
2003	2	2	—	T11th	4th	12/13
2004	3	3	2	T5th	3rd	6/5
2005	3	4	1	2nd	2nd	3/3
2006	3	3	3	%26th	Co-champions	4/5
2007	3	2	1	8th	Co-champions	9/9
2008	1	2	—	!15th	4th	9/8
2009	1	1	1	T10th	Champions	7/10
2010	3	3	2	3rd (QF)	Champions	14/5
2011	3	4	2	2nd (QF)	Champions	2/3
2012	2	3	2	!6th	Champions	8/11
2013	3	2	2	2nd (SF)	4th	8/4
2014	2	3	6	5th (SF)	Champions	2/4
2015	2	2	4	9th	Champions	9/12
2016	—	—	—	!6th	4th	38/42
2017	—	2	—	!6th	T7th	21/22
2018	—	4	4	!6th	Champions	8/6
2019	—	4	6	18th	Champions	7/12

+NCAA individual champion (Troy Matteson in 2002)

^Tied after 72 holes, lost playoff

%missed 36- or 54-hole cut at NCAA Championship

!finish in NCAA regional, did not advance to finals

(QF, SF, F) finish in NCAA match play

#Final ranking from Golfweek-Sagarin Ratings/Golfstat

Heppler's Players in Professional Golf*


Anders Albertson	PGA Tour
Bo Andrews	Developmental (retired)
Roberto Castro	PGA Tour
J.T. Griffin	Korn Ferry Tour
Chesson Hadley	PGA Tour
Shun Yat Hak	PGA Tour China

Paul Haley	Korn Ferry Tour
Matt Kuchar	PGA Tour
Troy Matteson	PGA Tour
Bryce Molder	PGA Tour (retired)
Chris Petefish	MacKenzie Tour
Michael Pisciotta	Developmental

Seth Reeves	PGA Tour
Ollie Schniederjans	PGA Tour
Kyle Scott	Korn Ferry Tour (retired)
Nicholas Thompson	PGA Tour
Cameron Tringale	PGA Tour
Minghao Wang	PGA Tour China (retired)

Matt Weibring	PGA Tour (retired)
Richy Werenski	PGA Tour
James White	MacKenzie Tour (retired)
Chan Song	PGA Tour China (retired)
Vincent Whaley	Korn Ferry Tour
*players listed with highest level attained	

GOLF STAFF



DEVIN STANTON

Assistant Coach
First year at Tech
Georgia Tech, 2015

A former standout pitcher for Georgia Tech's baseball team who has spent time as a strength and conditioning coach and a professional caddie the last several years, Devin Stanton joined the Georgia Tech golf staff in July of 2019.

Stanton, 27, begins his new role after spending the past year as a strength and conditioning intern with Georgia Tech athletics, helping coach the baseball team, golf team and track and field athletes in the weight room, and also training the men's and women's cheerleading teams. In the golf program, he will be responsible for recruiting, fitness development during competitions, assisting with practice design and set up, supervising technology at Tech's Noonan Practice Facility, and assisting with all other daily compliance and reporting responsibilities.

"We can't begin to express our excitement with the addition of Devin Stanton to our program," said Hepler. "As a former student-athlete at Georgia Tech, he brings a wealth of knowledge about how to succeed at the Institute. He also brings a special skill set in the area of player development with his strength and conditioning background. He will be a great addition to the program we currently have when the team is competing on the road. Anyone who analyzes the PGA Tour recognizes this area continues to grow in importance, whether that is in either physical development or injury prevention. He has also caddied for several of our former players on the PGA and Korn Ferry Tours and already has a very strong bond with our current and former players. He brings great energy and passion for learning and will challenge all of us to get better every day."

Since August of 2016, Stanton has operated his own business as a physical preparation coach, managing the development process of high school athletes and professional golfers, as well as implementing off-season training programs for professional baseball players. As part of his business, Stanton managed the holistic training program consisting of stretching, strength and power improvement, recovery, and nutrition for former Tech golfers Anders Albertson, now a rookie on the PGA Tour, and Vincent Whaley, now on the Korn Ferry Tour. He also spent two years caddying for Albertson on the Web.com Tour while acting as his personal trainer. He also was on Andy Ogletree's bag when he won the U.S. Amateur in August.

Prior to that, Stanton spent three years as a strength and conditioning coach for Exercise Bioenergetics, Inc., in Sandy Springs, Ga., constructing detailed annual plans and training programs for the long-term athletic development of over 40 high school athletes of various sports.

"I'm extremely grateful to Coach Hepler for this opportunity," said Stanton. "I've always looked up to him because of how much he cares for his athletes and the program he's helped build. Georgia Tech has been home for my wife, Alysha and I since 2010. Through the support and mentorship of coaches and staff, our time at Georgia Tech helped us develop into the young adults we are today. Now, I couldn't be more excited to be on the other side and help develop the student-athletes on and off the course."

As a pitcher at Tech, Stanton appeared in 58 games, including 17 starts, over five seasons between 2011 and 2015. His best season came in 2014 when he returned from an arm injury to pitch in 18 games and make 12 starts. He went 5-3 with a 2.24 ERA in 76 1/3 innings, ranking sixth in the ACC in ERA. He served as team captain in 2014 and 2015 and made the ACC Academic Honor Roll three times.

Originally from Lilburn, Ga., Stanton graduated from Tech in May, 2015, with a bachelor's degree in management. He made the Dean's List every semester from 2010-14, and was nominated as a senior for the Lowe's Senior Class Award, given to senior student-athletes who excel in the community, classroom, character and competition.

Stanton married former Yellow Jacket softball player Alysha Rudnik in 2015, and the couple live in Tucker, Ga.



STEPHANIE SWANT TOBIN

Director of Operations
Five years at Tech
Elon University

Stephanie Swant Tobin handles the dual roles of director of operations for the Georgia Tech golf program and management of special events and projects for the Georgia Tech Athletic Association.

Tobin originally joined the GTAA staff in December 2014 as the assistant to the senior associate athletic director for the Alexander-Tharpe Fund. In May 2015, she was named the executive assistant for Georgia Tech's director of athletics. In February, 2019, she joined Georgia Tech's golf staff as director of operations, supporting the team in the areas of fundraising, travel coordination and administrative support while continuing to manage events and projects for Tech athletics.

Before joining the Georgia Tech staff, Tobin spent time with multiple organizations, including 3i Private Equity (2007-10) in New York, San Eljo Dance and Music Academy (2010-12) in California, and Capital Group Companies (2012-13) in Los Angeles. She also worked in the Alexander-Tharpe Fund as a temp assistant for six months at the beginning of 2014 before moving to the Institute side of development.

A member of the Actors' Equity Association, she was a Regional Musical Theatre performer from 2003-11 and has been a dance choreographer since 2006 with the Southeastern Theatre Conference.

Tobin originally attended the University of Arizona, where she was a presidential scholar and made the Dean's List. She transferred to Elon (N.C.) University, where she graduated cum laude with a bachelor's degree in music theatre. She is married to former Tech football player Sean Tobin.



BRYCE MOLDER

Volunteer Coach
First year at Tech
Georgia Tech, 2001

One of two four-time, first-team All-Americans in Georgia Tech golf history, Bryce Molder has joined Tech's golf staff as a volunteer coach for the 2019-20 academic year.

Molder, 40, retired in 2017 following a 17-year career in professional golf, including 11 full seasons on the PGA Tour. He earned more than \$11 million in 285 events, and won the

2011 Frys.com Open. He now works in commercial real estate.

A native of Conway, Ark., Molder won the Jack Nicklaus National Player of the Year Award in 1998 and 2001, and the Fred Haskins National Player of the Year Award in 2001. He was named ACC Player of the Year three times (1999, 2000, 2001), and a GCAA All-America Scholar as a junior and senior. Following his senior year, he earned the NCAA Top VIII Award, awarded to a select number of student-athletes each year out of nominees from every sport, recognizing those who excel in their sport, in the classroom, and exhibit high character, leadership and service to others. He is one of only two Division I golfers (Roberto Castro is the other) to be so honored.

He went on to participate in the Walker Cup twice (1999, 2001) and the Palmer Cup three times (1998, 1999, 2001), and he won nine collegiate tournaments, most ever for a Tech player, including an ACC Championship in 2000. He set NCAA scoring records for a season (69.43, since broken) and a career (70.69).

Molder and his wife Kelley have a 5-year-old daughter, Jules, and live in Scottsdale, Ariz.



Amanda Brown
Assistant Director
Academic Services



Shelby Varner
Academic Support
Coordinator



Steve Tamborra
Player Development Coach



Paul Wolkoff
Assistant Athletic Trainer



Matthew LaFoy
Assistant Director of Athletic
Grounds (Noonan Golf Facility)



John Noonan
Groundskeeper
(Noonan Golf Facility)

STUDENT-ATHLETE PROFILES

WILL DICKSON

Redshirt Sophomore • 6-2 • 182 • Providence, R.I. • Moses Brown HS

General: The No. 2 junior player in the state of Rhode Island, ranked No. 72 nationally in the class of 2017 by the Junior Golf Scoreboard ... Committed to Tech early in the recruiting process ... Prior to summer of 2016, spent time working at a caddie camp to network and work on his game ... Physically ready for college golf according to Coach Bruce Heppler ... Redshirted in 2017-18 ... Began playing golf at age 3 ... Enjoys swimming and caddying ... Studying business administration with the aim of becoming a financial advisor.

2018-19: Played in one event, the Golf Club of Georgia Collegiate in the fall.

Junior Golf: A qualifier for the U.S. Amateur in August and the U.S. Junior Amateur in July of 2016 ... Advanced to the Round of 16 in the 2014 U.S. Junior Amateur, losing to eventual champion Will Zalatoris ... Also finished seventh at the 2016 Junior Orange Bowl International Championship ... Won the 2012 Rhode Island Junior Amateur at age 13.

High School: Attended Moses Brown High School in Providence, where he won four consecutive state high school championships in 2014, 2015, 2016 and 2017, becoming the first Rhode Island golfer to accomplish that feat ... Led Moses Brown to three state team titles (2014, 2015, 2016) under coach Ransom Griffin ... Earned all-state honors by the Providence Journal all four years of high school ... Also swam freestyle and backstroke events for three seasons on the Moses Brown HS team.



TOURNAMENT RESULTS

2018-19 Date.....Rounds.....Scores.....Par.....Rank W-L
 Golf Club of Georgia Collegiate Inv.10/19-21/2018.....3.....86-90-86=262+46.....74th/751-73
SEASON TOTALS3.....262 Avg. 87.33.....+15.....-1-73

CAREER STATISTICS

Season	Rounds	Lo54	LoRnd	Par/-	Events	Top1	Top5	Top10	W-L	WLPct	Avg
2018-19	3	262	86	-	1	-	-	-	1-73	.014	87.33
Totals	3	262	86	-	1	-	-	-	1-73	.014	87.33

CONNOR HOWE

Sophomore • 6-1 • 169 • Ogden, Utah • Weber HS

General: Came to Georgia Tech after a high school career in which he earned all-state honors four times and with a top-50 ranking nationally in the class of 2018 ... Highest-ranked Tech signee in that class ... Chose the Yellow Jackets over Stanford, Washington, Arizona State, UNLV, UCLA, BYU and Utah ... Worked his way into the Tech lineup regularly in the spring ... Has a twin brother and two younger siblings.

Father played college football at BYU Idaho, an aunt played college golf at Weber State, and his grandfather played professional baseball in the Philadelphia Phillies organization ... His father first took him to the golf course at age 5 ... Enjoys hunting and fishing, as well as playing basketball, table tennis and cornhole, in his spare time ... Enrolled in business administration at Tech.



2018-19: Played in all 11 Tech events since missing out on the fall opener at the Carpet Capital Collegiate, and steadily improved in the spring season ... Posteda 72.23 average in stroke play events, playing No. 5 in the Tech lineup for the last seven events after competing as an individual for three tournaments ... Posted his top finish of the year at the ACC Championship, tying for 14th (212, -4) ... Tied for 17th at the NCAA Pullman Regional (204, -6) ... Tied for 22nd at the Clemson Invitational (212, -4) right before the ACC ... Tied for 29th at the Golf Club of Georgia Collegiate for his top finish in the fall ... Finished the spring No. 226 nationally in the Golfweek/Sagarin Index, No. 234 in Golfstat.

2018 Amateur Highlights: Won the Trusted Choice Big "I" National Championship at Daniel Island Club, S.C., by three shots (281, -7) ... Tied for 31st (+12) at the Monroe Invitational in Pittsford, N.Y., and for 46th at the Sahalee Players Championship in Sammamish, Wash.

Junior Golf: Ranked No. 41 in the Class of 2018 and 168th overall by Golfweek ... Listed No. 110 in the class of 2018 (No. 2 in the state of Utah) and 190th overall by the Junior Golf Scoreboard ... Won the AJGA Hale Irwin Junior in 2017, and finished in the top 10 in four of 10 junior golf events since the beginning of 2017, including a runner-up performance in the FCWT Junior Tournament in Phoenix, Ariz. ... Other top-10 finishes included the AJGA Project Worldwide Championship in Palos Verdes, Calif., and the Golfweek West Coast Junior Invitational ... Also earned top-10 finishes in the AJGA PING Heather Farr Classic and the FCWT at Grayhawk Raptor.

High School: Four-time all-state and all-district performer for coach Kory Woodland at Weber High School in Pleasant View, Utah, Lettered four years, serving as team captain all four years ... Won the Utah individual state championship in 2016 and 2017 ... Led Weber HS to district titles in 2016, 2017 and 2018 ... Shot a state-record low score of 62 (-10) in the 2015 state high school championship.

Personal: Full name is Connor C. Howe ... Born March 1, 2000 in Omaha, Neb. ... Son of Chad and Kami Howe ... Has a twin brother, Hunter, and two younger siblings ... Father, Chad, played college football at BYU Idaho, aunt Tenille played college golf at Weber State, grandfather Virgil played professional baseball in the Philadelphia Phillies organization ... His father first took him to the golf course at age 5 ... Enjoys hunting and fishing, as well as playing basketball, table tennis and cornhole, in his spare time ... Plans to study business administration at Tech.

TOURNAMENT RESULTS

2018-19 Date.....Rounds.....Scores.....Par.....Rank W-L
 Maui Jim Intercollegiate9/21-23/2018.....3.....67-75-67=209-1.....130th/7848-29
 Golf Club of Georgia Collegiate Inv.10/19-21/2018.....3.....75-72-70=217+1.....129th/7546-28
 Amer Ari Intercollegiate2/7-9/2019.....3.....72-70-71=213-3.....130th/10979-29
 Puerto Rico Classic2/17-19/2019.....3.....73-76-72=221+5.....143rd/7532-42
 Southern Highlands Collegiate3/3-5/2019.....3.....80-74-74=228+12.....169th/8112-68
 Valspar Collegiate Invitational3/17-19/2019.....3.....74-73-75=222+9.....163rd/8421-62
 Clemson Invitational4/5-7/2019.....3.....71-73-68=212-4.....122nd/8159-21
 Atlantic Coast Conference Championship...4/18-20/2019.....3.....72-68-72=212-4.....114th/6046-13
 NCAA Pullman Regional5/13-15/2019.....3.....66-70-68=204-6.....117th/7558-16
 NCAA Championship5/24-29/2019.....3.....80-77-72=229+13.....188th/15668-87
SEASON TOTALS30.....2167 Avg. 72.23.....+1.....-469-395

CAREER STATISTICS

Season	Rounds	Lo54	LoRnd	Par/-	Events	Top1	Top5	Top10	W-L	WLPct	Avg
2018-19	30	204	66	17	10	-	-	-	469-395	.543	72.23
Totals	30	204	66	17	10	-	-	-	469-395	.543	72.23

STUDENT-ATHLETE PROFILES

BARTLEY FORRESTER

Redshirt Freshman • 6-4 • 171 • Gainesville, Ga. • North Hall HS

General: One of the state of Georgia's top golf prospects and a star student who enrolled at Georgia Tech on the heels of a standout prep and junior career ... Redshirted in 2018-19 but made the ACC Academic Honor Roll ... Oldest of two children ... His uncle, Carlton, played golf at Georgia Tech from 1996-2000 and earned All-ACC honors in 1999 ... Several other relatives have attended Georgia Tech ... Began playing golf competitively in eighth grade (age 14) ... Enjoys playing basketball, video games and table tennis ... Studying mechanical engineering.



Junior Golf: Ranked No. 76 nationally in the class of 2018 Golfweek boys rankings ... Finished in the top 25 in seven of 12 junior events since April of 2017, including a ninth-place finish in the 2017 Georgia Junior Amateur Championship in Statesboro, Ga. (1-over-par 217) ... Also finished 21st in the 2017 AJGA Davis Love III Junior Open, 22nd in the Bubba Conlee National Junior Tournament, 23rd in both the AJGA Philadelphia Junior and the Jones Cup Junior Invitational (where he was the low finisher from Georgia) ... In 2016, he won the Athens Junior Classic (8-under-par 136) and finished sixth at the Bubba Conlee National.

High School: First-team all-state selection (2016) for coach Kyle Frederick at North Hall High School ... Won the GHSA region 8AAAA individual title in 2015 and 2016, and the area 3AAA individual title in 2018 ... Won the Hall County Boys Championship in 2016 and 2017 ... Won the 2017 and 2018 Coal Mountain Golf Classic in Cumming, Ga. ... Earned North Hall's STAR Student Award for having the highest SAT score in his senior class, and compiled a 4.0 GPA.

LUKA KARAULIC

Redshirt Freshman • 6-0 • 162 • Dacula, Ga. • Mill Creek HS

General: One of the state of Georgia's top prospects, all-state three times and Gwinnett County boys golfer of the year in 2018, who enrolls at Georgia Tech on the heels of leading his high school team to consecutive state championships in the highest classification ... Father competed for his native Yugoslavia (4x400m relay) in the 1988 Seoul Olympic Games ... Third of four children ... Oldest brother was a varsity swimmer at Berry College in 2012-13 ... Enjoys fishing and table tennis ... Studying business administration with a career goal to be a stock broker or financial advisor ... Last name pronounced "kuh-RAW-lik."



2018 Amateur Highlights: Tied for 23rd (+5) at the Southeastern Amateur in Columbus, Ga.

Junior Golf: Ranked No. 180 in the class of 2018 (No. 7 in Georgia) and No. 347 overall by the Junior Golf Scoreboard, as well as No. 378 in Golfweek's boys rankings ... In six junior events in 2017, Karaulic's best performance was a 10th place finish at the AJCA Under Armour/Hunter Mahan Championship ... Had top-25 showings in the AJGA Junior at RiverWatch and the AJGA Davis Love III Junior Open.

High School: Three-time all-state selection for Jeremy York and David Allen at Mill Creek High School, which won the 7A state championship in 2017 and 2018, as well as a region title in 2016 ... Named Gwinnett County Golf of the Year in 2018 by the Gwinnett Daily Post, and all-county each of his final three years at Mill Creek ... Shot 71 and 76 in the 2017 state tournament to place fourth individually and help the Hawks to the team championship ... Shot 71 in a rain-shortened 2018 state championship and finished second individually, but his Hawks team won the team title by a stroke.

ANDY MAO

Freshman • 5-11 • 171 • Johns Creek, Ga. • Johns Creek HS

General: Top player on the top high school team in the state of Georgia, won the individual state title while his high school team captured the team crown as a senior ... Right-handed player ranked No. 10 nationally in the Golfweek/Sagarin boys junior rankings at the time of his enrollment at Tech ... Took up golf at age 7 when his father took him and his sister to the range ... Older sister Janet completed four years in the golf program at Northwestern in 2019 ... Enjoys playing the piano, basketball and soccer ... Chose Tech for its combination of top golf program, high-level education and proximity to home ... Plans to major in industrial engineering.



2019 Amateur Highlights: Won the U.S. Open local qualifier at Whitewater Creek ... Third (-19) at the Junior PGA Championship.

Junior Golf: Runner-up finish in the Callaway Golf - Ollie Schniederjans Junior Classic in April, 2019 ... 11th at the Foley Performance Academy at EaglesDream Junior Championship in January, 2019 ... Six top-10 finishes in 2018, including runner-up at the Amino VITAL Junior Championship ... Four top-10 finishes in 2017, including runner-up at the Callaway Golf Junior Classic and the Peachtree Junior Open.

High School: Four-year all-state golfer at state powerhouse Johns Creek High School ... Named the Metro Atlanta and State Player of the Year by the Atlanta Journal-Constitution as a senior ... Won the individual state championship as a senior, shooting rounds of 64-68 (-12) to win by nine strokes and help his Johns Creek team to a 26-stroke victory ... Also helped the Gladiators win the state title as a junior, sophomore and freshman ... Shot a school-record 65 and won the Area 3 championship by seven shots in 2019, the fourth straight year he had won the area tournament ... Helped Johns Creek win area title three times (2016, 2017, 2019) ... Scored a hole-in-one in a high school match as a sophomore (Country Club of the South, No. 4, par 3).

STUDENT-ATHLETE PROFILES

NOAH NORTON

Junior • 6-0 • 179 • Chico, Calif. • Pleasant Valley HS

General: Two-time All-ACC performer has been in the Tech lineup for all but one event in his career and has compiled a strong 71.43 stroke average in 63 career rounds with seven top-10 finishes ... The No. 6 player in the class of 2017, No. 11 among players in all classes, according to the Junior Golf Scoreboard ... Second-team Rolex Junior All-American by the American Junior Golf Association ... Came to Tech on the heels of a standout summer, including an appearance in the U.S. Amateur at Riviera Country Club ... Ranked No. 95 in the World Amateur Golf Rankings. at the start of fall semester.

Began playing golf at age 5 with clubs given to him by his grandfather ... Enjoys working out, table tennis and basketball ... Studying business administration.



2019 Amateur Highlights: Qualified for the U.S. Open, winning his local qualifier in Chico, Calif. (67, -5), and sharing medalist honors at his sectional qualifier in Ball Ground, Ga. (66-67--133 (-11)) ... Missed the 36-hole cut with rounds of 80-75 (see video recap) ... Tied for 13th at the Northeast Amateur (276, E) ... Reached the finals of the North & South Amateur at Pinehurst, N.C., where he lost to Cooper Dossey after defeating Harrison Ott, Garrett Rank, Travis Vick and Hunter Wolcott in succession (tied for 18th in stroke play portion) ... Tied for eighth, five strokes off the lead, at the Players Amateur in Bluffton, S.C. (274, -14) ... Tied for fifth at the Porter Cup (275, -5) ... U.S. Open appearance earned him an exemption to the U.S. Amateur (also at Pinehurst, N.C.), where he competed for the third time ... Tied for 28th in stroke play, lost in the opening round of match play, 7&6, to Parker Coody of Texas.

2018-19: Made the All-ACC team for the second straight year ... Has three top-10 finishes in 10 stroke-play events, topping out with a tie for fifth at the Clemson Invitational (205, -11) ... Also tied for the seventh at the Puerto Rico Classic (212, -4) ... Top finish in the fall was a tie for sixth at the Maui Jim Intercollegiate (202, -8) ... Tied for 29th at the NCAA Pullman Regional (207, -3) ... Has finished 54 holes under par in six tournaments, and his 70.73 stroke average and his 74.5 head-to-head winning percentage are third on the team ... Finished the spring ranked No. 74 nationally in Golfstat and No. 101 in the the Golfweek/Sagarin Index.

2018 Amateur Highlights: Tied for 48th at the Sunnehanna Amateur (289, +9) ... Qualified for the U.S. Amateur by finishing second at the qualifier in Green Valley, Calif. (68-68).

2017-18: Finished the spring as Tech's highest-ranked player - No. 66 by Golfstat, No. 64 in the Golfweek/Sagarin Index ... Earned a spot on the All-ACC team and the GCAA All-East Region team ... Also named to the GCAA All-Freshman team ... Led the Yellow Jackets with four top-10 finishes and ranked second with a 71.43 stroke average ... Tied for 15th in his first collegiate event (Carpet Capital Collegiate), then followed with a T-8 at the Maui Jim Intercollegiate and a T-7 at the Franklin American Mortgage Collegiate ... This spring, he finished T-7 (Puerto Rico Classic, T-2 (General Hackler Championship) and T-13 (Valspar Collegiate) before missing the Irish Creek event and struggling in the ACC Championship with a back injury ... Tied for 23rd at the Amer Ari Invitational, but shot his best score of the spring there (-6, 210) ... Named to the All-ACC Academic golf team and the ACC Academic Honor Roll.

2017 Amateur Highlights: Won two matches at the U.S. Amateur before losing to No. 42 Theo Humphrey in the round of 16 ... Advanced to match play with a T-35 finish in stroke play ... Qualified for the U.S. Amateur by tying for second place and grabbing one of three spots available at Sunnyside, Calif. ... Advanced to match play (T-53) at the U.S. Junior Amateur and won his first-round match against the defending champion Min Woo Lee of Australia before falling in the round of 32 ... Advanced all the way to the finals of the California Amateur where he lost 1-up in the championship match, tied for 25th place in stroke play.

Junior Golf: Made the field for the 2016 and 2017 U.S. Junior Amateur Championships ... Shared medalist honors with 66-70--136 at the Fresno, Calif., sectional qualifier in 2016 ... Also shot a 67 in the U.S. Open local qualifying at Pasatiempo Golf Club in Santa Cruz to advance to sectional play ... Captured the Chico City Championship in 2014 and 2016 ... Scored a 3-shot win at the 2016 AJGA Ping Invitational at Karsten Creek Golf Club in Oklahoma, an event which featured the top 50 ranked junior golfers in the world ... Runner-up at the 2017 AJGA Thunderbird Invitational.

High School: Attended Pleasant Valley High School, which won the NSCIF Championship in 2016 and 2017 under coach Dave Crawford ... Qualified as an individual for the California State Championship all four years, finishing 16th in 2014, fourth in 2015, 12th in 2016 and runner-up in 2017, and was his school's division champion all four years, and sectional champion three years ... Made the All-USA Boys Golf second team in 2017 ... Graduated with a perfect 4.0 GPA.

TOURNAMENT RESULTS

2017-18	Date	Rounds	Scores	Par	Rank	W-L
Carpet Capital Collegiate	9/8-10/2017	3	73-73-69=215	-1	115th/81	66-14
Maui Jim Intercollegiate	9/22-24/2017	3	69-75-70=214	-2	18th/78	70-7
Franklin American Mortgage Collegiate	10/8-10/2017	3	76-68-71=215	-1	17th/68	61-6
Golf Club of Georgia Collegiate	10/20-22/2017	3	75-71-74=220	+4	159th/78	19-58
Amer Ari Invitational	2/1-3/2018	3	69-67-74=210	-6	123rd/114	91-22
Puerto Rico Classic	2/18-20/2018	3	68-71-74=213	E	17th/75	68-6
General James Hackler Championship	3/10-11/2018	3	70-72-69=211	-5	12nd/84	82-1
Valspar Collegiate Invitational	3/18-20/2018	3	73-69-71=213	-3	13th/90	77-12
Atlantic Coast Conference Championship	4/20-22/2018	3	77-71-73=221	+5	148th/60	12-47
NCAA Raleigh Regional	5/14-16/2018	3	70-69-72=211	-2	126th/75	49-25
SEASON TOTALS		30	2143 Avg. 71.43	E		595-198

2018-19	Date	Rounds	Scores	Par	Rank	W-L
Carpet Capital Collegiate	9/7-9/2018	3	71-67-76=214	-2	111th/81	70-10
Maui Jim Intercollegiate	9/21-23/2018	3	67-67-68=202	-8	16th/78	72-5
Golf Club of Georgia Collegiate Inv.	10/19-21/2018	3	65-76-75=216	E	121st/75	54-20
Amer Ari Intercollegiate	2/7-9/2019	3	68-73-72=213	-3	130th/109	79-29
Puerto Rico Classic	2/17-19/2019	3	70-69-73=212	-4	17th/75	68-6
Southern Highlands Collegiate	3/3-5/2019	3	67-72-81=220	+4	137th/81	44-36
Valspar Collegiate Invitational	3/17-19/2019	3	77-69-71=217	+4	143rd/84	41-42
Clemson Invitational	4/5-7/2019	3	68-68-69=205	-11	15th/81	76-4
Atlantic Coast Conference Championship	4/18-20/2019	3	80-68-68=216	E	127th/60	33-26
NCAA Pullman Regional	5/13-15/2019	3	68-68-71=207	-3	129th/75	46-28
NCAA Championship	5/24-29/2019	3	76-79-80=235	+19	1124th/156	32-123
SEASON TOTALS		33	2357 Avg. 71.42	E		615-329

CAREER STATISTICS

Season	Rounds	Lo54	LoRnd	Par/-	Events	Top1	Top5	Top10	W-L	WLPct	Avg
2017-18	30	210	67	18	10	-	1	4	595-198	.750	71.43
2018-19	33	202	65	21	11	-	1	3	615-329	.651	71.42
Totals	63	202	65	39	21	-	2	7	1210-527	.697	71.43

STUDENT-ATHLETE PROFILES

ANDY OGLETREE

Senior • 6-1 • 168 • Little Rock, Miss. • Union HS

General: Strong, long hitter with good athletic ability ... Zoomed up to No. 41 in the World Amateur Golf Ranking ... Earned a spot on the United States team for the Walker Cup matches in Hoylake, England ... Has a career stroke average of 71.61 over 95 rounds and seven top-10 finishes ... Tech's first golfer from the state of Mississippi ... One of the best drivers ever in the program ... Has the best fundamentals, produces very good shots ... Has markedly improved his putting, taking advantage of a tip from teammate Noah Norton, and worked hard on his short game between the fall and spring ... Top-ranked player in the state of Mississippi and No. 11 nationally in his class when he signed ... Enjoys all sports ... Majoring in business administration.



2019 Amateur Highlights: Tied for 19th in stroke play at the U.S. Amateur at Pinehurst, N.C., and won the title after he came from four holes behind to defeat John Augenstein of Vanderbilt, 2&1, in the 36-hole final ... Defeated Chandler Phillips of Texas A&M in the round of 64, Indiana high schooler Maxwell Moldovan in the round of 32, Blake Hathcoat of Fresno, Calif., in the round of 16, Spencer Ralston of Georgia in the quarterfinals and Mississippi high school junior Cohen Trollo in the semifinals ... Won the Monroe Invitational with a 1-under-par score of 279, winning by two strokes ... Tied for 11th in stroke play at the North & South Amateur (also at Pinehurst) and reached the round of 16 of match play ... Tied for 17th at the Players Amateur in Bluffton, S.C. (277, -11) ... Qualified for the U.S. Amateur by finishing fourth and grabbing one of five spots at Capital City Club-Crabapple (133, -7).

2018-19: Made the All-ACC team for the first time in his career, and GCAA All-Region for the second time ... Semifinalist for the Jack Nicklaus Award ... Was Tech's top player in the spring season, high finisher for the Jackets in six of eight events ... Only event he was not the high finisher was the Clemson Invitational, where he tied for fifth (205, -11) and the NCAA Championship ... Runner-up at the ACC Championship by one stroke (204, -12) ... Tied for 12th at the NCAA Pullman Regional (203, -7) ... Has four top-10 finishes this spring - tied for fourth at the Puerto Rico Classic (211, -5) and for ninth at the Southern Highlands Collegiate (208, -5) ... Tied for 14th at the Valspar Collegiate Invitational after closing with a career-low round of 63 ... Under par 15 of 21 rounds in the spring, compiling a 69.33 stroke average, 68.33 over his last 12 rounds, prior to the NCAA Championship ... Second on the team for the year with a career-best 70.38, collectively 37-under-par ... Highest-ranked Tech player in both national rankings, finished spring at No. 19 in Golfstat and No. 23 in Golfweek/Sagarin Index.

2018 Amateur Highlights: Advanced out of a U.S. Open local qualifier April 30 in Marietta, Ga., co-medalist with a 67 (-3), but fell two shots shy of qualifying for the U.S. Open at his sectional qualifier in Roswell, Ga. ... Shot 70-69 on the weekend to finish tied for third at the Monroe Invitational (284, +4) ... Tied for 38th at the Players Amateur ... Qualified for the U.S. Amateur by finishing third (71-69) at the Brickyard in Macon, Ga.

2017-18: Continued his solid, steady play, posting five top-20 finishes and between 16th and 43rd in the rest ... Earned GCAA All-East Region recognition ... Tied for seventh in the opening event of the fall, the Carpet Capital Collegiate ... Top finishes in the spring were a T-15 at the General Hackler Championship and T-13 at the Valspar Collegiate, and he tied for 16th at the NCAA Raleigh Regional (209, -4) ... Stroke average of 71.88 was fifth on the team ... Ranked No. 86 nationally by Golfstat, No. 101 in Golfweek/Sagarin ratings ... One of three Jackets to play in all 10 events this year ... Advanced out of a U.S. Open local qualifier April 30 in Marietta, Ga., co-medalist with a 67 (-3).

2017 Amateur Highlights: Qualified for the U.S. Amateur by tying for third place in his qualifier at Capital City Club-Crabapple Course ... Tied for 15th in stroke play at the U.S. Amateur, but lost his opening round match ... Three top-10 finishes this summer; T-7 at the Monroe Invitational, T-10 at the Dogwood Invitational and T-10 at the Players Amateur.

2016-17: Enjoyed a solid freshman year, playing in every event, eight of those as a member of the travel team ... Had four top-20 finishes (T18 at Maui Jim Intercollegiate, T12 at Puerto Rico Classic, T18 at Valspar Collegiate, T17 at NCAA Stanford Regional), and three others close to the top 20 (T22 at Amer Ari Invitational, Clemson Invitational and ACC Championship) ... Best tournament score was 211 (-2 at Maui Jim, -5 at Amer Ari) ... Did not finish lower than 44th with one exception (Golf Club of Georgia) ... Posted a 72.63 stroke average (5th on the team) and was ranked No. 173 by Golfstat (No. 194 in the Golfweek/Sagarin Index).

2016 Amateur Highlights: Capped off a solid summer with a five-shot victory at the Cardinal Amateur ... Also tied for 13th at the Southeastern Amateur and 36th at the Sage Valley Junior Invitational.

High School: Lettered six years in varsity golf at Union High School ... Won class AA state medalist honors five times, and won the 2016 title by 16 strokes ... Earned all-state honors six times from 2011-16 and was named the state player of the year in 2016 ... Led Union to 2016 state team championship and six district titles ... Also played basketball in ninth grade ... Perennial honor roll student.

Junior Golf: Ranked No. 25 nationally in all classes and No. 11 in the class of 2016 by the Junior Golf Scoreboard ... Top-ranked junior in his class in the state of Mississippi and No. 2 overall ... In 2015, finished 23rd in the Western Junior, 24th in the Junior Players and 24th in the Foot Joy Junior ... Made it to the quarterfinals of the U.S. Junior Amateur Championship and shot a 65 in a sectional qualifier to reach the U.S. Amateur.

TOURNAMENT RESULTS

2016-17	Date	Rounds	Scores	Par	Rank	W-L
Carpet Capital Collegiate	9/9-11/2016	3	72-77-70=219	+3	138th/78	40-37
Maui Jim Intercollegiate	9/23-25/2016	3	69-70-72=211	-2	118th/93	75-17
Golf Club of Georgia Collegiate	10/21-23/2016	3	74-82-77=233	+17	180th/90	10-79
Amer Ari Invitational	2/2-4/2017	3	72-68-71=211	-5	122nd/120	98-21
Puerto Rico Classic	2/19-21/2017	3	73-70-72=215	-1	112th/75	63-11
Seminole Intercollegiate	3/10-12/2017	3	75-72-72=219	+3	144th/81	37-43
Valspar Collegiate Invitational	3/19-21/2017	3	74-73-70=217	-4	118th/78	60-17
Clemson Invitational	4/7-9/2017	3	73-71-79=223	+7	122nd/70	48-21
Atlantic Coast Conference Championship	4/21-22/2017	3	73-75-72=220	+4	122nd/60	38-21
NCAA Stanford Regional	5/15-17/2017	3	70-72-69=211	+1	117th/75	58-16
SEASON TOTALS		30	2179 Avg. 72.63	+1		527-283

2017-18	Date	Rounds	Scores	Par	Rank	W-L
Carpet Capital Collegiate	9/8-10/2017	3	69-68-73=210	-6	17th/81	74-6
Maui Jim Intercollegiate	9/22-24/2017	3	80-74-69=223	+7	133rd/78	45-32
Franklin American Mortgage Collegiate	10/8-10/2017	3	75-77-68=220	+4	117th/68	51-16
Golf Club of Georgia Collegiate	10/20-22/2017	3	71-71-70=212	-4	123rd/78	55-22
Amer Ari Invitational	2/1-3/2018	3	73-69-71=213	-3	132nd/114	82-31
Puerto Rico Classic	2/18-20/2018	3	74-74-75=223	+10	143rd/75	32-42
General James Hackler Championship	3/10-11/2018	3	70-76-69=215	-1	115th/84	69-14
Valspar Collegiate Invitational	3/18-20/2018	3	73-68-72=213	-3	131th/90	77-12
Irish Creek Intercollegiate	4/7-8/2018	3	74-73-74=221	+8	130th/88	58-29
Atlantic Coast Conference Championship	4/20-22/2018	3	72-68-73=213	-3	124th/60	36-23
NCAA Raleigh Regional	5/14-16/2018	3	70-69-70=209	-4	116th/75	59-15
SEASON TOTALS		33	2372 Avg. 71.88	E		638-242

2018-19	Date	Rounds	Scores	Par	Rank	W-L
Carpet Capital Collegiate	9/7-9/2018	3	71-75-70=216	-E	116th/81	65-15
Maui Jim Intercollegiate	9/21-23/2018	3	68-70-67=205	-5	112th/78	66-11
Golf Club of Georgia Collegiate Inv.	10/19-21/2018	3	73-74-71=214	+1	75th/75	0-74
Amer Ari Intercollegiate	2/7-9/2019	3	67-71-74=212	-4	124th/109	85-23
Puerto Rico Classic	2/17-19/2019	3	70-70-71=211	-5	14th/75	71-3
Southern Highlands Collegiate	3/3-5/2019	3	71-71-71=213	-3	19th/81	72-8
Valspar Collegiate Invitational	3/17-19/2019	3	71-74-63=208	-5	114th/84	70-13
Clemson Invitational	4/5-7/2019	3	67-74-64=205	-11	15th/81	76-4
Atlantic Coast Conference Championship	4/18-20/2019	3	66-65-73=204	-12	2nd/60	58-1
NCAA Pullman Regional	5/13-15/2019	3	67-66-70=203	-7	112th/75	63-11
NCAA Championship	5/24-29/2019	3	77-79-74=230	+14	196th/156	60-95
SEASON TOTALS		32	2252 Avg. 70.38	-1		686-258

CAREER STATISTICS

Season	Rounds	Lo54	LoRnd	Par/-	Events	Top1	Top5	Top10	W-L	WLPct	Avg
2016-17	30	211	68	16	10	-	-	-	527-283	.651	72.63
2017-18	33	209	68	18	11	-	-	1	638-242	.725	71.88
2018-19	32	203	63	23	11	-	3	4	686-258	.727	70.38
Totals	95	203	63	57	32	-	3	5	1851-783	.703	71.61

STUDENT-ATHLETE PROFILES

LUKE SCHNIEDERJANS

Senior • 6-1 • 164 • Powder Springs, Ga. • Harrison HS

General: Won two individual titles as a freshman and has remained at or near the top of Tech's lineup ... Has recorded nine top-10 finishes and a 71.25 stroke average over 96 career rounds ... No. 122 in the World Amateur Golf Ranking ... Came to Georgia Tech ranked No. 51 nationally in the class of 2016 by the Junior Golf Scoreboard when he signed with the Yellow Jackets in the spring of 2016 ... Followed older brother and three-time All-American Ollie Schniederjans into the Tech program ... Has made the All-Atlantic Coast Conference team all three years at Georgia Tech ... Very good driver of the ball ... Puts as well as anyone on the team ... Creative around the greens and a very good wedge player ... Has similar confidence and belief in his ability as does Ollie.



Last name pronounced "shny-der-JANNZ" ... Older brother Ollie was a first-team All-American and Atlantic Coast Conference Player of the Year in 2014 and 2015, and is currently a PGA Tour pro ... Older brother Ben was a pitcher on the Yellow Jackets' baseball team ... Began playing golf full-time around age 12 ... Enjoys all sports, golf history and movies ... Studying business administration.

2019 Amateur Highlights: Tied for 19th at the Dogwood Invitational (279, -9) ... Tied for sixth at the Northeast Amateur (274, -2) ... Tied for 13th at the Players Amateur in Bluffton, S.C. (276, -12) ... Qualified for the U.S. Amateur by tying for second place and grabbing one of five spots at Capital City Club-Crabapple (132, -8) for the third time in his career (missed 36-hole cut at Pinehurst).

2018-19: All-ACC and GCAA All-Region selection for the third time in his career ... Semifinalist for the Jack Nicklaus Award ... Played No. 1 on the Tech lineup all spring and was the Yellow Jackets' second highest-ranked player in the Golfweek/Sagarin Index (22) and in Golfstat (30) ... Led the team in stroke average with a career-best 70.27 and led in head-to-head winning percentage (78.8), having posted five top-10 finishes ... Scored three top-10 finishes in the fall - tied for fourth at the Carpet Capital Collegiate (208, -6), sixth at the Maui Jim Intercollegiate (203, -7) and second at the Golf Club of Georgia Collegiate (206, -10) ... Finishes in the spring ranged from T15 to T51 until he tied for third at the Clemson Invitational (202, -14), holding the 36-hole lead after a second-round 62 ... Finished sixth in the ACC Championship (208, -8), tied for 17th at the NCAA Pullman Regional (204, -6).

2018 Amateur Highlights: Tied for sixth at The Dogwood (274, -14) ... Tied for 45th at the Sunnehanna Amateur (288, +8) ... Tied for 11th at the Players Amateur (277, -7) ... Tied for 37th at the Porter Cup (286, +6).

2017-18: Had a solid sophomore season with six top-20 finishes in 11 events and a 71.67 stroke average, third on the team ... Made the All-ACC team and the GCAA All-Region team for the second straight year ... Four of those top-20s came in the fall season, with best finish of T-7 at the Franklin American Mortgage Collegiate ... Best showing of the spring was a tie for 12th at the ACC Championship, where he shot a career-best 65 (-7) in the opening round ... Tied for 18th at the Valspar Collegiate Invitational ... Ranked No. 70 nationally by Golfstat and No. 90 in the Golfweek/Sagarin Ratings ... Tied for ninth in the Patriot All-American over the holiday break between semesters.

2017 Amateur Highlights: Qualified for the U.S. Amateur by winning the qualifier at Capital City Club-Crabapple Course, missed by one stroke of reaching match play at the U.S. Amateur ... Runner-up by one stroke at the Dogwood Invitational ... Tied for seventh at the Players Amateur and tied for 10th at the Northeast Amateur.

2016-17: Made the All-ACC team and the GCAA All-East Region team on the strength of two tournament victories ... Made a splash from the start, winning the Carpet Capital Collegiate (competing as an individual) in his very first collegiate event in the fall (205, -11) ... Added a second victory at the Puerto Rico Classic in the spring (206, -10) ... Earned his third top-5 finish with a T-3 at the Seminole Intercollegiate (205, -11) ... Tech's top finisher at the NCAA Stanford Regional (T-12) ... Finished with Tech's best stroke average at 71.87 in 30 rounds, and is ranked No. 89 nationally in the Golfweek/Sagarin Index (No. 122 in Golfstat) ... Teamed with Tyler Strafaci to win both of their foursomes matches at the Cypress Point Classic match play event in the fall.

2016 Amateur Highlights: Medalist (65-69) at the U.S. Amateur qualifier at Horseshoe Bend Country Club in Atlanta ... Reached the semifinals of match play in the Georgia State Amateur after tying for 11th in stroke play ... Also played well in U.S. Open local (T-4) and sectional (T-11) qualifiers ... Tech's top finisher in the Dogwood Invitational (T-10) ... T-25 at the Terra Cotta Invitational.

High School/Junior Golf: All-state performer in Georgia in 2014 and 2015 at Harrison High School for coach Dennis Attaway ... Helped the Hoyas to three class AAAAAA regional titles from 2013 to 2015 and won medalist honors in 2015 ... Graduated from Harrison before his senior season ... On the junior circuit, Schniederjans was ranked No. 110 nationally among all classes, No. 6 in Georgia in his class, having earned four victories in junior events and 18 top-10 finishes overall in the last three years ... In 2016, won the Amelia Island Junior Open in the Hurricane Junior Golf Tour, tied for seventh at the Florida Azalea Amateur and tied for 19th at the Puerto Rico Junior Open, an American Junior Golf Association event.

TOURNAMENT RESULTS

Tournament	Date	Rounds	Scores	Par	Rank	W-L
Carpet Capital Collegiate	9/9-11/2016	3	69-66-70=205	-11	1st/78	77-0
Maui Jim Intercollegiate	9/23-25/2016	3	69-67-72=208	-5	13th/93	80-12
Golf Club of Georgia Collegiate	10/21-23/2016	3	75-71-75=221	+5	143rd/90	47-42
Amer Ari Invitational	2/2-4/2017	3	73-73-76=222	+6	181st/120	39-80
Puerto Rico Classic	2/19-21/2017	3	68-73-65=206	-10	1st/75	74-0
Seminole Intercollegiate	3/10-12/2017	3	66-71-68=205	-11	3rd/81	78-2
Valspar Collegiate Invitational	3/19-21/2017	3	78-69-72=223	+10	146th/78	32-45
Clemson Invitational	4/7-9/2017	3	75-74-76=225	+9	128th/70	42-27
Atlantic Coast Conference Championship	4/21-22/2017	3	77-74-80=231	+15	50th/60	10-49
NCAA Stanford Regional	5/15-17/2017	3	76-62-72=210	E	112th/75	63-11
SEASON TOTALS		30	2156 Avg. 71.87		E	542-268

2017-18	Date	Rounds	Scores	Par	Rank	W-L
Carpet Capital Collegiate	9/8-10/2017	3	74-73-68=215	-1	115th/81	66-14
Maui Jim Intercollegiate	9/22-24/2017	3	76-69-72=217	+1	116th/78	62-15
Franklin American Mortgage Collegiate	10/8-10/2017	3	74-67-74=215	-1	17th/68	61-6
Golf Club of Georgia Collegiate	10/20-22/2017	3	72-68-71=211	-5	112th/78	66-11
Amer Ari Invitational	2/1-3/2018	3	73-67-72=212	-4	129th/114	85-28
Puerto Rico Classic	2/18-20/2018	3	71-75-77=223	+10	143rd/75	32-42
General James Hackler Championship	3/10-11/2018	3	71-69-77=217	+1	122nd/84	62-21
Valspar Collegiate Invitational	3/18-20/2018	3	68-73-73=214	-2	118th/90	72-17
Irish Creek Intercollegiate	4/7-8/2018	3	70-74-77=221	+8	130th/88	58-29
Atlantic Coast Conference Championship	4/20-22/2018	3	65-74-69=208	-8	112th/60	48-11
NCAA Raleigh Regional	5/14-16/2018	3	68-72-72=212	-1	132nd/75	43-31
SEASON TOTALS		33	2365 Avg. 71.67		E	655-225

2018-19	Date	Rounds	Scores	Par	Rank	W-L
Carpet Capital Collegiate	9/7-9/2018	3	69-70-71=210	-6	14th/81	77-3
Maui Jim Intercollegiate	9/21-23/2018	3	65-70-68=203	-7	16th/78	72-5
Golf Club of Georgia Collegiate Inv.	10/19-21/2018	3	66-71-69=206	-10	12nd/75	73-1
Amer Ari Intercollegiate	2/7-9/2019	3	70-69-71=210	-6	118th/109	91-17
Puerto Rico Classic	2/17-19/2019	3	73-73-68=214	-2	115th/75	60-14
Southern Highlands Collegiate	3/3-5/2019	3	70-69-78=217	+1	124th/81	57-23
Valspar Collegiate Invitational	3/17-19/2019	3	73-73-73=219	+6	151st/84	33-50
Clemson Invitational	4/5-7/2019	3	69-62-71=202	-14	3rd/81	78-2
Atlantic Coast Conference Championship	4/18-20/2019	3	71-69-68=208	-8	6th/60	54-5
NCAA Pullman Regional	5/13-15/2019	3	70-66-68=204	-6	117th/75	58-16
NCAA Championship	5/24-29/2019	3	79-67-80=226	+10	165th/156	91-64
SEASON TOTALS		33	2319 Avg. 70.27	-1		744-200

CAREER STATISTICS

Season	Rounds	Lo54	LoRnd	Par/-	Events	Top1	Top5	Top10	W-L	WLPct	Avg
2016-17	30	205	62	13	10	2	3	3	542-268	.669	71.87
2017-18	33	208	65	17	11	-	-	1	655-225	.744	71.67
2018-19	33	202	62	25	11	-	3	5	744-200	.788	70.27
Totals	96	202	62	55	32	2	6	9	1941-693	.737	71.25

STUDENT-ATHLETE PROFILES

ANTON SERAFINI

Senior • 6-1 • 182 • Lake Mary, Fla. • Lake Mary Prep

General: One of Florida's top prep golfers, graduated early from high school and enrolled at Georgia Tech in January, 2016, for the spring semester ... Did not see action in 2017-18 ... Enjoys basketball, reading and fishing ... Majoring in industrial engineering.

2018-19: Played in one event, the Golf Club of Georgia Collegiate in the fall ... Named to the ACC Academic Honor Roll.

2016 Amateur Highlights: Tied for 21st at the Eastern Amateur in Portsmouth, Va.

Junior Golf: Ranked 12th among junior golfers in the state of Florida ... Competed in the U.S. Junior Amateur Championship for the second time in July of 2016 (Ooltewah, Tenn.) ... Also tied for ninth place in stroke play and made the round of 16 in the 2014 U.S. Junior ... Posted nine top-10 finishes in junior tournaments over the last three years prior to enrolling at Tech, including three top-5 finishes in the Florida Boys Junior Championship ... Ranked No. 147 nationally in the Junior Golf Scoreboard and No. 167 in the Golfweek/Sagarin junior ratings.

High School: Lettered four years in golf for coaches Steve Ira and Bobby Hayes, helping Lake Mary with two state championships (2013, 2015), four regional titles (2012, 2013, 2014, 2015) and four district crowns (2012, 2013, 2014, 2015) ... Made the All-Central Florida boys team three times (2013, 2014, 2015) ... Graduated early from Lake Mary Prep with a 4.0 grade-point average.



BEN SMITH

Redshirt Sophomore • 6-1 • 176 • Novi, Mich. • Detroit Catholic Central

General: One of the top junior players in the state of Michigan who qualified for the U.S. Amateur prior to his senior year of high school ... Ranked as high as 158th overall, 99th in the class of 2017, and No. 2 in the state of Michigan according to the Junior Golf Scoreboard ... Redshirted in 2017-18, and was named to the ACC Academic Honor Roll ... Began playing golf at age 5 ... Enjoys playing table tennis, video games and basketball ... Majoring in business administration.

2018-19: Played in two fall events, the Carpet Capital Collegiate (T58) and the Golf Club of Georgia Collegiate (T34) ... low score was a second-round 71 at the Carpet Capital.



2018 Amateur Highlights: Advanced to match play at the Michigan State Amateur (Country Club of Detroit) by finishing third in stroke play (70-69, -3) ... T58 at the Monroe Invitational in Pittsford, N.Y.

2017 Amateur Highlights: Won the Michigan Junior State Amateur for the second year in a row, topping Eric Nunn, 2 and 1, at Eagle Eye Golf Club in Bath ... Became the third golfer in state history to win the junior championship on consecutive years, and the first since match play was instituted in 2000.

Junior Golf: Qualified for 2016 U.S. Amateur at Oakland Hills in Michigan by finishing second in his sectional ... Earned five top-10 finishes in 12 events in 2016 and was ranked at one time among the top 50 junior in the country by the American Junior Golf Association ... Among his victories as a junior player were the 2016 Michigan Junior Amateur, the 2015 AJGA Philadelphia Runner Junior at Saucon Valley and the 2013 Michigan Optimist International.

High School: Lettered four years and served as team captain two years for coach Mike Anderson at Detroit Catholic Central ... Helped lead DCC to a pair of state championships in 2015 and 2016, finishing in the top five individually both times, as well as regional and district titles in 2014 and 2016 and a conference crown in 2017 ... Made the All-State Super Team three times (2015, 2016, 2017) ... Four-year honor roll student.

TOURNAMENT RESULTS

2018-19 Date.....Rounds.....Scores.....Par.....Rank.....W-L
Golf Club of Georgia Collegiate Inv.10/19-21/2018.....3.....83-75-77=235.....+19.....172nd/75.....3-71
SEASON TOTALS3.....235 Avg. 78.33.....+6.....3-71

CAREER STATISTICS

Season	Rounds	Lo54	LoRnd	Par/-	Events	Top1	Top5	Top10	W-L	WLPct	Avg
2018-19	3	235	75	-	1	-	-	-	3-71	.041	78.33
Totals	3	235	75	-	1	-	-	-	3-71	.041	78.33

TOURNAMENT RESULTS

2018-19 Date.....Rounds.....Scores.....Par.....Rank.....W-L
Carpet Capital Collegiate9/7-9/2018.....3.....79-71-75=225.....+9.....158th/81.....23-57
Golf Club of Georgia Collegiate Inv.10/19-21/2018.....3.....79-68-73=220.....+4.....134th/75.....41-33
SEASON TOTALS6.....445 Avg. 74.17.....+2.....64-90

CAREER STATISTICS

Season	Rounds	Lo54	LoRnd	Par/-	Events	Top1	Top5	Top10	W-L	WLPct	Avg
2018-19	6	220	68	2	2	-	-	-	64-90	.416	74.17
Totals	6	220	68	2	2	-	-	-	64-90	.416	74.17

STUDENT-ATHLETE PROFILES

TYLER STRAFACI

Senior • 6-0 • 175 • Davie, Fla. • American Heritage School

General: Product of a golfing family who has been Tech's top player on the amateur circuit since his enrollment, and his World Amateur Golf Ranking (No. 111) reflects that ... Two-time All-ACC performer who has played No. 1 or 2 in Tech's lineup consistently ... Career stroke average of 71.59 in 87 rounds ... One of the nation's top-ranked juniors in the class of 2016 who led his high school team to a pair of state titles and arrived at Tech on the heels of an excellent amateur schedule in 2016 ... Top-ranked player from the state of Florida when he enrolled ... Much stronger through work in the gym since his arrival on campus, gained 25-30 yards off the tee ... Improve length has allowed him to be more aggressive ... High IQ for playing the game, has good strategy for playing the course as well as how he practices.



Last name pronounced "struh-fah-chee" ... One of two children ... His father played collegiate golf at Miami Dade North Junior College (1975-76) and the University of Florida (1976) ... His mother was a four-year golf letterwinner at Florida (1975-79) ... His grandfather was a highly-ranked amateur golfer during the 1930s, '40s and '50s ... Introduced to golf at age 6 ... Enjoys fishing in the Florida Keys, basketball and movies ... Majoring in business administration.

2019 Amateur Highlights: Two top-10 finishes this summer ... Won his local qualifier for the U.S. Open in Plantation, Fla. (66, -6) ... Tied for 24th at the Monroe Invitational with a 1-under-par score of 279, winning by two strokes ... Finished fifth, three strokes off the lead, at the Players Amateur in Bluffton, S.C. (272, -16) ... Finished 10th at the Porter Cup (276, -4).

2018-19: Made the All-ACC team and named GCAA All-Region for the second straight year ... Played in the middle of Tech's lineup, and ranked No. 76 nationally in the Golfweek/Sagarin Index and No. 82 in Golfstat ... Had four top-10 finishes in nine stroke-play events, and won both of his matches in the Jack Nicklaus Invitational in the fall ... Finished fourth at the Clemson Invitational (204, -12) and tied for seventh at the Puerto Rico Classic (212, -4) this spring ... Tied for 16th at the ACC Championship (213, -3) ... Started fast in the fall by tying for sixth place at the Carpet Capital Collegiate (212, -4) and the Maui Jim Invitational (202, -8) ... Third on the team in stroke average (career-best 71.15) and head-to-head winning percentage (72.6) ... Named to the All-ACC Academic golf team and the ACC Academic Honor Roll after posting a perfect 4.0 GPA for the year.

2018 Amateur Highlights: Became the first Georgia Tech undergraduate since 1998 to qualify for the U.S. Open ... Shot 78-72 (+10) at Shinnecock Hills to miss the cut by two strokes ... Prevailed in a 6-for-1 playoff in his U.S. Open sectional qualifier in Jupiter, Fla., taking the final available spot to qualify ... Finished T2 (67, -5) to advance from his U.S. Open local qualifier in Plantation, Fla. ... Qualifying for the U.S. Open earned him an exemption into the U.S. Amateur ... Tied for seventh at the Players Amateur (-9), and tied for second at the Porter Cup (-8) ... Tied for seventh in 72 holes of stroke play and advanced to the match play portion of the Western Amateur in Northfield, Ill. ... Tied for 19th in stroke play at the U.S. Amateur but fell in the first round of match play, 4 & 3, to Luis Gagne of Costa Rica.

2017-18: Tech's No. 2 player most of the year, No. 1 at the NCAA Raleigh Regional, where he was Tech's top finisher (T-13) ... Recorded a pair of top-10 finishes in 10 events, and led the team with a 71.30 stroke average ... Made the All-ACC team and the GCAA All-East Region team for the first time ... Best finish of the spring was a tie for seventh at the Puerto Rico Classic, and tied for 12th at the ACC Championship, firing a 5-under-par 31 on the back nine of the final round to help lift Tech to victory ... Tied for 23rd at the Valspar Collegiate and 24th at the Irish Creek Intercollegiate most recently ... Three top-20s in the fall, including a fourth-place finish at the Maui Jim Intercollegiate ... Played in the PGA Tour's Valspar Championship in March on a sponsor exemption he earned for winning the Valspar Collegiate last spring ... Ranked No. 54 by Golfstat and No. 62 in the Golfweek/Sagarin Index ... Named to the All-ACC Academic golf team and the ACC Academic Honor Roll.

2017 Amateur Highlights: Reached the round of 32 at the U.S. Amateur, defeating Matthew Wolf of Oklahoma State, 3 and 2, before falling to Mark Lawrence of Virginia Tech, 1-up ... Tied for 35th to advance out of stroke play ... Won his sectional qualifier for the U.S. Amateur in Miami Beach (67-66) ... Tied for seventh place at the Monroe Invitational ... Tied for 12th place in stroke play and reached the semifinals of match play at the North & South Amateur ... Tied for fifth at the Trans-Mississippi Championship ... Competed in the U.S. Junior Amateur and lost a 10-for-1 playoff for the final spot in match play ... Named to the All-ACC Academic team.

2016-17: Played in only one stroke-play event in the fall but became a solid member of Tech's starting five in the spring, winning the Valspar Collegiate (211, -2) and tying for 18th at the Seminole Intercollegiate ... Did not finish below 48th in any tournament ... Third on the Tech team with a 72.54 stroke average, and was ranked No. 142 nationally in the Golfstat rankings (No. 155 in Golfweek/

Sagarin Index) ... Teamed with Luke Schniederjans to win both of their foursomes matches at the Cypress point Classic match play event in the fall.

2016 Amateur Highlights: Busy and excellent amateur schedule, beginning with a fifth-place finish at the Terra Cotta Invitational and a tie for 30th at the Sage Valley Junior Invitational ... Also tied for 27th at the Monroe Invitational.

High School: Played six years of varsity golf at American Heritage School in Plantation, Fla., for coach Brandt Moser ... Team captain as a junior and senior ... Won the individual state championship in 2015 and helped his team to state titles in 2012 and 2014 and runner-up finishes in 2013 and 2015 ... Made the all-county team from 2012-15 and was named county golfer of the year in 2015 ... Set a county record for consecutive 18-hole rounds under par (7) in 2015 ... National Honor Society member who graduated with highest honors.

Junior Golf: An honorable-mention Rolex Junior All-American in 2015 by the American Junior Golf Association ... Ranked as high as No. 24 nationally, No. 4 in the class of 2016 by the AJGA ... Ranked as high as No. 7 overall by the Golfweek/Sagarin index and 19th by the Junior Golf Scoreboard ... Top-ranked player in Florida in all three services ... Logged a pair of victories, another top-5 finish, seven top-10s and 11 top-20s out of 14 junior events in 2015 ... Captured victories in sectional qualifying tournaments for the U.S. Amateur and U.S. Junior Amateur, and reached the round of 32 in match play at the U.S. Junior Amateur.

Personal: Full name is Tyler Edwin Strafacci ... Born July 23, 1998 in Miami, Fla. ... Son of Frank and Jill Strafacci ... One older brother, Trent ... Last name pronounced "struh-fah-chee" ... Frank played collegiate golf at Miami Dade North Junior College (1975-76) and the University of Florida (1976) ... Jill was a four-year golf letterwinner at Florida (1975-79) ... Grandfather, also named Frank, was a highly-ranked amateur golfer during the 1930s, '40s and '50s ... Introduced to golf at age 6 ... Enjoys fishing in the Florida Keys, basketball and movies ... Majoring in business administration.

TOURNAMENT RESULTS

2016-17	Date	Rounds	Scores	Par	Rank	W-L
Golf Club of Georgia Collegiate	10/21-23/2016	3	75-73-73=221	+5	143rd/90	47-42
Amer Ari Invitational	2/2-4/2017	3	69-70-69=208	-8	113th/120	107-12
Puerto Rico Classic	2/19-21/2017	3	80-71-73=224	+8	148th/75	27-47
Seminole Intercollegiate	3/10-12/2017	3	70-70-71=211	-5	181th/81	63-17
Valspar Collegiate Invitational	3/19-21/2017	3	73-69-69=211	-2	1st/78	77-0
Clemson Invitational	4/7-9/2017	3	81-71-75=227	+11	131st/70	39-30
Atlantic Coast Conference Championship	4/21-22/2017	3	69-79-77=225	+9	134th/60	26-33
NCAA Stanford Regional	5/15-17/2017	3	70-70-74=214	+4	127th/75	48-26
SEASON TOTALS		24	1741 Avg. 72.54	+1		434-207

2017-18	Date	Rounds	Scores	Par	Rank	W-L
Carpet Capital Collegiate	9/8-10/2017	3	74-70-71=215	-1	115th/81	66-14
Maui Jim Intercollegiate	9/22-24/2017	3	73-68-70=211	-5	4th/78	74-3
Franklin American Mortgage Collegiate	10/8-10/2017	3	78-71-70=219	+3	113th/68	55-12
Golf Club of Georgia Collegiate	10/20-22/2017	3	71-68-78=217	+1	149th/78	29-48
Amer Ari Invitational	2/1-3/2018	3	66-73-74=213	-3	132nd/114	82-31
Puerto Rico Classic	2/18-20/2018	3	69-71-73=213	-E	17th/75	68-6
Valspar Collegiate Invitational	3/18-20/2018	3	73-72-70=215	-1	123rd/90	67-22
Irish Creek Intercollegiate	4/7-8/2018	3	71-76-73=220	+7	124th/88	64-23
Atlantic Coast Conference Championship	4/20-22/2018	3	70-70-68=208	-8	112th/60	48-11
NCAA Raleigh Regional	5/14-16/2018	3	68-69-71=208	-5	113th/75	62-12
SEASON TOTALS		30	2139 Avg. 71.30	-E		615-182

2018-19	Date	Rounds	Scores	Par	Rank	W-L
Carpet Capital Collegiate	9/7-9/2018	3	70-65-77=212	-4	16th/81	75-5
Maui Jim Intercollegiate	9/21-23/2018	3	65-67-70=202	-8	16th/78	72-5
Golf Club of Georgia Collegiate Inv.	10/19-21/2018	3	71-70-74=215	-1	19th/75	56-18
Amer Ari Intercollegiate	2/7-9/2019	3	72-72-73=217	+1	154th/109	55-53
Puerto Rico Classic	2/17-19/2019	3	70-70-72=212	-4	17th/75	68-6
Southern Highlands Collegiate	3/3-5/2019	3	75-70-72=217	+1	124th/81	57-23
Valspar Collegiate Invitational	3/17-19/2019	3	67-73-76=216	+3	140th/84	44-39
Clemson Invitational	4/5-7/2019	3	68-68-68=204	-12	4th/81	77-3
Atlantic Coast Conference Championship	4/18-20/2019	3	67-73-73=213	-3	116th/60	44-15
NCAA Pullman Regional	5/13-15/2019	3	72-73-73=218	+8	60th/75	15-59
NCAA Championship	5/24-29/2019	3	75-70-77=222	+6	134th/156	122-33
SEASON TOTALS		33	2348 Avg. 71.15	-E		685-259

CAREER STATISTICS

Season	Rounds	Lo54	LoRnd	Par/-	Events	Top1	Top5	Top10	W-L	WLPct	Avg
2016-17	24	208	69	13	8	1	1	1	434-207	.677	72.54
2017-18	30	208	66	20	10	-	1	2	615-182	.772	71.30
2018-19	33	202	65	20	11	-	1	4	685-259	.726	71.15
Totals	87	202	65	53	29	1	3	7	1734-648	.728	71.59

ADMINISTRATION



TODD STANSBURY

Director of Athletics

Todd Stansbury, a Georgia Tech alumnus and football letterwinner, was introduced as the Institute's ninth director of athletics on Sept. 22, 2016.

In just his second full year as the A.D. at his alma mater, he oversaw one of Georgia Tech athletics' most successful all-around years in recent memory in 2018-19.

Among the accomplishments in 2018-19:

- Georgia Tech leaped 55 spots in the final Learfield IMG Directors' Cup standings, from No. 121 in 2017-18 to No. 66 in 2018-19, Tech's highest finish in the national all-sports standings since 2010-11;

• nine teams — football, men's cross country, women's cross country, men's swimming and diving, women's indoor track and field, women's outdoor track and field, women's tennis, golf and baseball — earned Directors' Cup points for the Yellow Jackets based on NCAA postseason qualification and performance, the most GT teams to earn Directors' Cup points since 2009-10;

• in the latest Academic Progress Rate (APR) data released by the NCAA, Tech was the only institution from a Power Five conference that had a multiyear APR higher than the national average in every sport;

• Georgia Tech's NCAA Graduation Success Rate (GSR) came in at 89 percent, the highest mark in school history for the sixth-straight year;

• GT athletics' Jackets Without Borders international service program won the prestigious ACC Game Changers award for community service;

• buoyed by contributions to Athletics Initiative 2020, a \$125 million fundraising initiative introduced by Stansbury in June 2018 (see below for more details), Tech athletics enjoyed a record-breaking fundraising year with more than \$50 million in donations.

Stansbury began setting the stage for these accomplishments as soon as he officially arrived back on The Flats on Nov. 28, 2016. In the first months of his tenure as athletics director, he identified four strategic priorities for Georgia Tech athletics — to define the GT athletics brand, to establish an internal culture, to align the internal structure and to generate new revenue. He has addressed those priorities through a slew of initiatives and accomplishments. Highlights include:

• a significant revenue lift, which can be traced in large part to an innovative overhaul of sales operations that focused on integrating fundraising and ticket sales efforts;

• the establishment of a partnership with adidas to serve as the official apparel provider of Georgia Tech athletics, which was announced on Aug. 22, 2017 and went into affect on July 1, 2018;

• significant facilities upgrades, including a new \$4.5 million football locker room, a \$1.2 million investment in new videoboards at several competition venues (baseball, softball, volleyball and tennis, as well as Bobby Dodd Stadium's Callaway Plaza) and a refresh of the student-athletes' nutrition center and training table;

• a re-emphasis on Georgia Tech athletics iconic Total Person Program, with investments for additional staff and programming for student-athletes, including the department's first three Jackets

Without Borders service trips to Costa Rica (2017) and Puerto Rico (2018 and 2019);

- a comprehensive brand refinement that included defining Georgia Tech athletics' official colors, Tech's first-ever athletics wordmark and a simplification of the iconic interlocking GT logo;

- the creation of Georgia Tech's "Gold Code," which outlines the department's core values, brand differentiators, vision, mission and the Everyday Champions formula — Winning + The Institute + Total Person Program = Everyday Champions;

- the establishment of two new offices within the athletics department — the office of brand and ideation, which works to identify and tell the story of the Yellow Jackets' brand, and the office of innovation, which oversees Georgia Tech's efforts to build on its status as college athletics' leader in innovation, particularly through collaboration and partnerships with the Institute and innovation hubs throughout Atlanta.

In June 2018, Stansbury unveiled the most significant undertaking of his tenure as Georgia Tech's A.D. — Athletics Initiative 2020. AI 2020 aims to raise \$125 million for athletics facilities, endowments and operations by Dec. 31, 2020 with three priorities in mind — recruiting (putting GT in position to attract the special type of student-athlete that can excel both athletically and academically at Tech), building a better student-athlete (equipping them with the tools they need to excel in their sport, while also developing each as a Total Person that succeeds in academics and life) and winning (being true to the great tradition of excellence at Georgia Tech by competing for ACC and national championships).

The crown jewel of AI 2020 is a \$70 million renovation of Georgia Tech's Edge Center. The new Edge Center will serve as a sleek and innovative home base for Georgia Tech athletics' teams and administration, a one-stop shop for key student-athlete services, an anchor for recruiting efforts and a showcase for the Institute's commitment to student-athlete success and fan engagement.

In the first year since the public unveil, Georgia Tech raised more than \$90 million towards AI 2020's \$125 million goal.

A native of Oakville, Ontario, Stansbury was initially drawn to Georgia Tech when he befriended several Tech football student-athletes while on a family vacation in Florida as a youngster. The student-athletes invited Stansbury and his family to attend a practice on their way back through Atlanta. They accepted and, after visiting campus, Stansbury was determined to attend and play football at Tech.

Several years later, he was offered and accepted a football scholarship to attend Tech. He enrolled in 1980 and played linebacker and special teams for the Yellow Jackets under head coach Bill Curry. He went on to be selected in the third round of the Canadian Football League draft by the Saskatchewan Roughriders in 1984 but after a brief CFL career, returned to Atlanta to begin a banking career.

In 1988, he left banking and returned to The Flats to become an academic advisor for Georgia Tech's football program. In 1991, he was promoted to assistant athletics director for academics by legendary A.D. Homer Rice.

After leaving Tech in 1995, Stansbury's career included stops at Houston (associate A.D. - 1997-2000) and Oregon State (executive associate A.D. - 2003-12), as well as three stints as an athletics director at East Tennessee State (2000-03), UCF (2012-15) and Oregon State (2015-16).

Stansbury and his wife, Karen, who were married inside Georgia Tech's Arthur B. Edge Intercollegiate Athletics Center, reside in Atlanta. After they were married in 1995, the couple traveled the world for 18 months before returning to the United States.





DR. ANGEL CABRERA

President

On Sept. 1, 2019, the Georgia Institute of Technology welcomed Angel Cabrera as its 12th president since its founding in 1885. After serving for a little over seven years as president of George Mason University (GMU) in Fairfax, Virginia, Cabrera was named June 13, 2019, by the University System of Georgia Board of Regents to succeed Dr. G.P. "Bud" Peterson, who had served since April 1, 2009.

Cabrera is a Georgia Tech alumnus, the second in the Institute's 134-year history to serve as president. Peterson's predecessor, Dr. G. Wayne Clough (1994 – 2008), earned bachelor's and master's degrees in civil engineering from Georgia Tech.

Cabrera holds an M.S. and Ph.D. in cognitive psychology from Georgia Tech, which he attended as a Fulbright Scholar. He also holds a telecommunications engineering degree from Universidad Politécnica de Madrid (B.S. and M.S. in computer and electrical engineering). For the past decade, he has served as a member of the Georgia Tech Advisory Board, including a stint as its chair.

Cabrera met his wife, Beth, while both were graduate students at Georgia Tech. Dr. Beth Fraser Cabrera was a management professor at Carlos III University in Madrid and Arizona State University, and currently delivers leadership development programs for business executives. Their son Alex, who recently received his undergraduate degree from the Institute, is continuing his studies this fall at Carnegie Mellon University. Daughter Emilia is a rising junior at Harvard University.

George Mason is the largest, fastest growing, and most diverse public university in Virginia. Listed among the top 300 research universities in the world by the Academic Ranking of World Universities, GMU reached the top tier among research universities in the Carnegie Classification and accounted for more than half of all public university enrollment growth in Virginia under Cabrera's leadership. In 2018, it was named by Forbes as one of America's best midsize employers.

Before becoming GMU's president, Cabrera served as dean of IE Business School in Madrid and president of Thunderbird School of Global Management (now part of Arizona State University). As a business educator, Cabrera played a key role in advancing professional ethics, internationalization, and corporate social responsibility. As a senior advisor to the United Nations Global Compact, in 2007 he was the lead author of the "Principles for Responsible Management Education," now adopted by more than 700 schools around the world.

Cabrera's research has been published in leading academic journals. He has been quoted by leading global media, including The Economist, BBC, CNN, CNBC, El País, Forbes, The International Herald Tribune, and The New York Times. His op-eds have been published by The Washington Post and the international press, and he has appeared on NPR programs and PBS NewsHour.

He's been named a "Young Global Leader" by the World Economic Forum, a "Star of Europe" by Businessweek, "Henry Crown Fellow" by the Aspen Institute, and "Great Immigrant" by the Carnegie Corporation of New York. He has received honorary degrees from Miami Dade College and Universidad Politécnica de Madrid. He is the first native of Spain to serve as president of an American university.



DR. CHARLES L. ISBELL, JR.

Faculty Athletics Representative

Charles Isbell, executive associate dean and professor in the College of Computing, was named faculty athletics representative (FAR) to the Georgia Tech Athletic Association on June 6, 2017. His three-year term as FAR began July 1, 2017. The FAR serves as the liaison between the Institute and the Athletic Association on issues regarding rules compliance, developments at the National Collegiate Athletic Association (NCAA), and activities related to Atlantic Coast Conference (ACC) membership.

His first institutional service role at Tech was with the Institute Undergraduate Curriculum Committee, where he worked with student-athletes returning to finish their degrees. "Since the very beginning of being here as a faculty member, I've been interested in the way student-athletes interact with the rest of the institution," he said.

For Isbell, understanding the experience of student-athletes is paramount to success in higher education. Athletic achievements can elevate a university's profile to prospective students, and student-athletes' relationship to the university is one that can be used as a model for the broader campus community.

"Anyone interested in higher education and how it has to grow and change has to understand how Division I athletics works at a university," he said. "As higher education changes, we have to think of ourselves more as a community and consider what lets people build connections and keep coming back. It's going to have to happen with all students, faculty, and staff, and athletics can be an example of how to do that well."

While Isbell is a fan and frequent attendee of Georgia Tech athletic events, his support for student-athletes extends beyond the stands.

"I want the student-athletes to know I am here for them, and I intend to talk with them and be a resource for them," he said. "I want them to know that and believe it, and know that I take it very seriously."

Isbell's research passion is artificial intelligence. In particular, he focuses on applying statistical machine learning to building autonomous agents that must live and interact with large numbers of other intelligent agents, some of whom may be human.

Isbell received his B.S. in computer science in 1990 from Georgia Tech and his Ph.D. in computer science from the Massachusetts Institute of Technology in 1998. After four years at AT&T Labs/Research, he returned to Georgia Tech in 2002 to join the faculty of the College of Computing. His research interests are varied, but recently he has been building autonomous agents that engage in lifelong learning when in the presence of thousands of other intelligent agents, including humans.

His work has been featured in the popular media, including The New York Times and The Washington Post, as well as in technical collections. He also pursues reform in computing education. He was a developer of Threads, Georgia Tech's new structuring principle for computing curricula, and one of the key developers in Georgia Tech's new MOOC-supported Master of Science in Computer Science, the first of its kind in the world. He teaches several courses both to on-campus students and to students around the world in Tech's Online master of science in computer science program.



Mark Rountree
Deputy Director of Athletics



Ayo Taylor-Dixon
Senior Associate AD
External Operations



Joeleen Akin
Associate AD/
Student-Athlete Development/
SWA



Shoshanna Engel
Associate AD
Compliance



Dr. Angelo Galante
Associate AD
Sports Medicine/Chief Medical
Officer



Jim Hall
Associate VP/Associate AD
Development





Jeff Keisler
Associate AD
Annual Giving and Engagement



Phyllis LaBaw
Associate AD
Student Services



Marvin Lewis
Associate AD
Finance and Administration



HISTORY AND RECORDS

Noonan Practice Facility	24
Dellinger Golf Center	25
Carpet Capital Collegiate	26
Golf Club of Georgia Collegiate	27-29
Georgia Tech All-Americans	30
National Honors	31
National Champions	32
All-Conference Honors	33
Professional and Amateur Champions	34
Yellow Jackets in International Competition	35
Georgia Tech Team Awards / Hall of Fame	36
Georgia Tech Coaching History	37
Georgia Tech All-Time Greats	38-51
All-Time Tournament Champions	52
All-Time Letterwinners	53
Individual and Team Records	54-55
ACC Championship Summaries	56-57
NCAA Championship Summaries	58-59
Team History At-A-Glance	61
Year-by-Year Results (since 1947)	62-67
Georgia Tech Head-to-Head under Bruce Heppler	68-69

NOONAN PRACTICE FACILITY

A new era in the Georgia Tech golf program began on February 17, 2017 with the grand opening of the Noonan Golf Facility, a 13-acre complex on the edge of the Tech campus in midtown Atlanta where the Yellow Jackets can practice and work on every part of their games on a daily basis.

Every step of the way, two people have stood at the forefront of fundraising: Kim P. Noonan, IM 1983, and Thomas E. Noonan, ME 1983. Their leadership has been integral to the success of the project to date. They, along with countless other generous donors and volunteers, have continued to reach out to individuals, foundations, and corporations in helping to ensure that the overall philanthropic goal for the project is met, and that Georgia Tech's golf team will enjoy and make the most of the significant benefits that come with having a first-rate practice facility near the Tech campus.

"There is no doubting the importance of having a quality practice site near campus," said head coach Bruce Heppler. "We cannot thank our alumni and friends enough for supporting Georgia Tech golf, or put into words how much their association with the program means to us."

The story of this facility's birth is long, but the story here is about these Jackets and how they may benefit not only from the ability to hit balls from garages in the dead of winter, but having a facility where they can practice every shot imaginable practically in their back yard.

There are seven greens, shaped bunkers and approaches, all built with golf architect Tom Fazio's firm at the helm and former players like Matt Kuchar, Roberto Castro, Kris Mikkelsen and Carlton Forrester and others advising. The East end of the property, named for alumnus David Dorman, is designed for work on every short-game situation imaginable. Routing has been designed into the entire property for a par-3 competition course, named for alumni Linda and Ray Helton.

Add the fact that one of the world's top teaching pros is splitting time between working with professional golfers in south Florida, North Carolina and the new facility, and Tech has a gold mine.

Beyond the clubhouse, named for Stewart and Lisa Cink, which includes lockers, showers, a kitchen area, a washer and a dryer, a refrigerator, microwave, and large television screens everywhere, there is the business of technology.

Inside the Kuchar Teaching Center, which includes three hitting bays, one of which is can be set up specifically for putting work, players and coaches have the ability to study their shots on video and with devices that monitor club head speed, weight on front foot vs. back foot, on toes vs. heels, club angle, ball velocity, and more.

"I think you can hit more individual shots here that you would see on a course," said 2018 graduate Chris Petefish. "Before, it was just more of a wide-open piece of land of grass and range. Now, we have a lot more greens that you can hit more kinds of shots into and see how the ball reacts, and have competition with each other."

Beyond the par-3 options, players can work on everything.

Volunteer coach Jeff Pierce, a professional instructor, volunteers time to the Tech program in exchange for being allowed to use the facility and all the new video and technology equipment that he helped Heppler order to work with multiple PGA professionals, as well as the Jackets.

It's all about how they can practice any and every shot to goals designed by professionals -- and Tech graduates -- Kuchar, Cink, Castro and the Tom Fazio design group.

Former players Mikkelsen and Forrester also had a lot to do with the design, right down to the nuances of the false front on one of the practice greens.

The contributions of former Tech golfers are huge in this. Tech people give back.

"It came out even better than we ever expected," said Castro. "Matt Kuchar and Kris Mikkelsen and I have hit balls out here, and just the different shots that you can hit ... it might be the best practice facility in the Southeast."

Forrester believes that Tech's new practice facility will help recruiting.

"Oh, I think so," he said. "I think you'll see ... it was a piece of land with a couple holes on it, but now you've got this clubhouse and just a spectacular facility that's going to attract alumni, players and ... I think for a college golfer, this is just a spectacular asset."

Castro, a PGA Tour professional who lives close to campus, said he'll make the new facility his second home, especially since his coach -- Pierce -- is on hand.

"I left my house at 8:30, and at 8:35 I'm here and I got a full morning of work in with him. It's a game changer," Castro said. "It's top-to-bottom. I'll continue to use it, hopefully, and it's a huge asset to anyone playing professionally."

"I still live in town, and if you spend a day here you're not going to leave this facility and say, 'Well, if I had been at East Lake, or Golf Club of Georgia, I could've gotten X, Y or Z. It's amazing.'"

This remarkable, one-of-a-kind set-up would not have been possible without Heppler or the dozens of donors whom he marshalled for the \$16 million project between 14th and 16th Streets in Midtown Atlanta. This is a multi-decade project, spanning four athletic directors.

The go-ahead came from Tech president G.P. "Bud" Peterson in the fall of 2014 after many months of collaborating with philanthropic partners to secure the financial resources needed to initiate the first phase of the project to renovate the existing site. The property, which has served as the Yellow Jackets practice site for several years, was purchased in 2015 by the Georgia Tech Athletic Association, which then embarked on an ambitious plan to re-develop the site into one of the top practice facilities in college golf.

"Georgia Tech's golf team has a tradition of excellence, both athletically and academically," said Peterson. "Through ongoing support, we're taking bold and decisive steps to provide a state-of-the-art practice facility immediately adjacent to campus. This exciting and transformative project has the potential to make a dramatic impact on student-athletes' experience while at Tech, and on our ability to continue the successful recruitment of the best golfers in the nation."

The golf program at Georgia Tech has set a high standard -- winning 18 Atlantic Coast



Conference championships, producing talented professional golfers, and maintaining a Dean's List cumulative GPA among players and achieving a perfect score every year in the NCAA Academic Progress Index.

As Cink (MGT 1995) put it, "In an effort to recruit the best possible student-athletes, a program must provide outstanding facilities. The proximity of the practice facility to campus is a tremendous asset."

FACTS AND FIGURES

Thirteen acres in midtown Atlanta

Stewart and Lisa Cink Clubhouse

- Living Room
- Locker Room
- Kitchen
- Storage room

Kuchar Learning Center with Hitting Bays

- Three bays to hit out to range
- Each equipped with cameras, V1 software, and Trackman
- One bay set up with SAM Putt Lab

Seven Greens

- 4-acre short game area includes 6,000 square-foot putting green, a 4,000 square-foot chipping green and a specially designed wedge green
- 4 additional greens used for par 3 course, chipping, putting, or full shots

Six Tee Boxes

- Used for par-3 course or additional wedge/iron targets

Range Tee

- Located just in front of club house and hitting bays
- Provides largest area for range practice

Driver Tee

- Fairway up to 340 yards
- Defined by several bunkers and different grass types

Five Greenside Bunkers

- Can also be used as fairway bunkers

Three Different Types of Fairway Grasses Used

- Zoysia
- 419 bermuda
- Tift grand bermuda

Nine-Hole Par-3 Course routing

- Shots ranging from 75 yards to 225 yards



DELLINGER GOLF CENTER

The Dellinger Golf Center, housed on the ground level of the North stands of Bobby Dodd Stadium, was originally dedicated on Oct. 13, 1990, and reopened after renovation and expansion of the North end zone in the fall of 2003. It was named for Tech golf enthusiast James Dellinger, and is the perfect spot for studying, relaxing, watching television, playing pool and table tennis or browsing the internet. It is also a glorious reminder of Georgia Tech's great golf tradition.

The Dellinger Center houses a lounge with a large-screen television and audio/visual system, video game console and comfortable couches for the enjoyment of Tech's golfers. Additionally, there are offices for the Tech coaching staff and a golf club-style locker room. The center also includes a study hall with computer stations with internet access, along with a recreation room that includes table tennis, shuffleboard and billiards as well as exercise equipment.

The carpeted lounge area is named for Charles R. Brown, the catalyst responsible for the modern success of Tech golf.

On the walls, you'll find portraits of each of Tech's All-America golfers, from Watts Gunn in 1927 to the most recent All-Americans Anders Albertson and Ollie Schniederjans, plus photos of Tech championship teams and memorabilia of alumni accomplishments in professional golf.

On display in trophy cases is memorabilia from the days of Watts Gunn, Bobby Jones and Charlie Yates. Encased in the center are Tech's National Player of the Year trophies honoring David Duval, Stewart Cink, Matt Kuchar and Bryce Molder. Also on display are Tech's NCAA Regional individual championship trophies, and all 16 ACC championship trophies. Prominent displays of Tech's GCAA All-America honorees are in both the locker room and television lounge.

Tech's three team trophies, the Robert Tyre Jones Award for the team's outstanding player, the Watts Gunn Trophy for the team's most improved and dedicated player, and the Charles Yates Cup for academic achievement, are also displayed here.

As part of Tech's renovation of Bobby Dodd Stadium, the renovated golf center was completed in the fall of 2003 along with the expanded north end zone of the stadium.



CARPET CAPITAL COLLEGIATE

The annual Carpet Capital Collegiate, a staple of the fall collegiate golf schedule for many of the nation's top golf programs for more than 25 years, annually hosts one of the toughest fields on one of the most challenging golf courses that stage college events.

"With the excellent ACC and SEC teams in the tournament, outcome plays a significant role in which teams are selected for postseason competition," said Tech head coach Bruce Heppler.

Georgia Tech has won the event eight times, most recently in 2017, and has been the runner-up five other times.

Future PGA stars such as Tech's Stewart Cink, Troy Matteson and Ollie Schniederjans, Clemson's Lucas Glover, Kyle Stanley and D.J. Trahan, Alabama's Justin Thomas and NC State's Tim Clark have won medalist honors. But former Yellow Jacket Bryce Molder captured the event three consecutive times between 1998 and 1999.

Three different formats have been used for the event. In the inaugural 1989 event, the low five of six scores by round were used for team totals, while the four low scores on each hole were used in 1991. All others have used the standard low four-of-five rounds each day counting toward the team score.

The Carpet Capital Collegiate is played at The Farm Golf Club, the 6,896-yard, par-72 course designed by Tom Fazio, located in Rocky Face, Ga., just outside the city of Dalton in Northwest Georgia. The tournament takes its name from the city, which is home to some of the largest carpet manufacturers in the world. The Farm has been recognized as one of the nation's premier modern facilities.

The original idea for the tournament, conceived by former Tech coach Puggy Blackmon and born with the help of many Tech alumni in the Dalton area, was to pit the six best teams each from the Atlantic Coast Conference and the Southeastern Conference, with the winner claiming bragging rights.

The event was envisioned as a tribute to amateur and collegiate golf in the South, particularly Georgia, where Bobby Jones and The Masters have contributed to the heritage of the sport. The event has grown to include many nationally prominent programs outside the ACC and SEC area, and better than half of the tournament participants each year are ranked among the nation's top 25 teams.

The permanent Carpet Capital Collegiate champions trophy is named for Lowell Fritz, golf professional at Dalton Golf and Country Club. Fritz has long been dedicated to junior golf and the youth of the Dalton area. Boys or girls, members or non-members, Fritz has taken many hours of his personal time to teach the game of golf.

CARPET CAPITAL COLLEGIATE CLASSIC GEORGIA TECH

SEP 8-10, 2017

COACH: *Heppler*

		RD 1	RD 2	36 H	RD 3	54 H
SCHNIEDERJANS	Luke <i>Georgia Tech</i>	74	73	147	68	215
STRAFACI	Tyler <i>Georgia Tech</i>	74	70	144	71	215
OGLETREE	Andy <i>Georgia Tech</i>	69	68	137	73	210
NORTON	Noah <i>Georgia Tech</i>	73	73	146	69	215
PETEFISH	Chris <i>Georgia Tech</i>	71	73	144	71	215

TEAM
TOTALS

RD 1	RD 2	36 H	RD 3	54 H
287	284	571	279	850

STEALTH

Annual Tournament Results

Year	Team Champion (Score)	Medalist (Score)
1989*	Florida (377-381-357—1115) Bruce Kennerson, Duke (73-71-71—215)	Bo Fennell, Georgia Southern (71-75-69—215)#
1990	North Carolina (282-287-308—877)	Mike Sposa, Tennessee (68-67-74—209)
1991+	Georgia Tech (289-276-278—843)	Pat Moore, North Carolina (70-64-74—208)
1993!	Clemson (290-283—573)	Danny Ellis, Clemson (70-67—137)
1994	Georgia Tech (288-291-301—880)	David Seawell, South Carolina (69-68-73—210)
1995	Georgia Tech (295-278-303—876)	Stewart Cink, Georgia Tech (74-65-73—212)
1996	Clemson (278-296-295—869)	Tim Clark, N.C. State (69-70-73—212)
1997	Auburn (289-309-289—887)	Oscar Sanchez, Wake Forest (73-72-68—213)
1998	Clemson (285-286-284—855)	Lucas Glover, Clemson (69-71-72—212) Bryce Molder, Georgia Tech (74-69-69—212)
1999(s)	Georgia (290-275-293—858)	Bryce Molder, Georgia Tech (66-71-67—204)
1999(f)	Georgia Tech (279-288-283—850)	Bryce Molder, Georgia Tech (68-68-68—204)
2000	Georgia Tech (286-280-304—870)	Kyle Thompson, S. Carolina (69-69-70—208)
2001	Georgia Tech (280-282-296—858)	D.J. Trahan, Clemson (69-69-72—210)
2002	Clemson (287-282-281—850)	Troy Matteson, Georgia Tech (72-64-69—205) Bill Haas, Wake Forest (66-70-69—205)
2003	Florida (295-277-281—853)	Jason Hartwick, Texas (71-65-67—203)
2004	Georgia (290-297-292—879)	Rhys Davies, ETSU (74-70-73—217)
2005	Georgia State (284-289-283—856)	Mark Haastrup, Georgia State (71-67-67—205)
2006	Alabama (276-285-280—841)	Chris Kirk, Georgia (68-70-67—205)
2007	Alabama (292-295-282—869)#	Chesson Hadley, Georgia Tech (65-69-74—208)
2008	Chattanooga (291-283-290—864)	Kyle Stanley, Clemson (73-66-69—208)
2009	Tennessee (290-287-274—851)	Nils Floren, Texas Tech (73-69-68—210) Darren Renwick, Tennessee (71-70-69—210)
2010	Alabama (280-287-289—856)	Lee Bedford, Wake Forest (72-66-68—206)
2011	Auburn (290-279-282—851)	Justin Thomas, Alabama (71-70-65—206)
2012	Texas (293-266-292—851)	Brandon Stone, Texas (69-63-72—204)
2013	Georgia Tech (280-289-281—850)	Ollie Schniederjans, Georgia Tech (67-67-73—207) Bailey Patrick, North Carolina (68-69-70—207)
2014	South Carolina (291-281-276—848)	Ollie Schniederjans, Georgia Tech (72-64-68—204)
2015	Auburn (293-288-287—868)	Jacob Joiner, Georgia Tech (66-74-72—212)
2016	Virginia (276-277-280—833)	Luke Schniederjans, Georgia Tech (69-66-70—205)
2017	Georgia Tech (287-284-279—835)	Alejandro Tosti, Florida (66-68-71—205)
2018	Georgia Tech (281-275-287—843) Tennessee (280-276-287—843)	Bryson Nimmer, Clemson (72-69-65—206)

*Six-man teams; low five scores counted toward team score.; +Low four scores on each hole (rather than each round) counted toward team score; #Won playoff; !First round cancelled due to rain.

Tournament Records

INDIVIDUAL

Low Round: 63 (-9), Brandon Stone, Texas (2nd round), 2012

Low Tournament Score: 203 (-13), Jason Hartwick, Texas, 2003

Highest Winning Score: 217, Rhys Davies, East Tennessee State, 2004

Largest Margin of Victory: 5 strokes, Pat Moore, North Carolina, 1991; Rhys Davies, East Tennessee State, 2004; Kyle Stanley, Clemson, 2009

TEAM (STANDARD FORMAT)

Low Round: 266 (-22), Texas, second round, 2012

Low Tournament Score: 833 (-31), Virginia, 2016

Highest Winning Score: 887, Auburn, 1997

Largest Margin of Victory: 14 strokes, Florida, 1989; Georgia Tech, 1995; Clemson, 1996

Slimmest Margin of Victory: Alabama defeated South Carolina in a playoff, 2007

GOLF CLUB OF GEORGIA COLLEGIATE INVITATIONAL

When the Golf Club of Georgia and Georgia Tech joined forces with the idea of hosting one of the nation's premier collegiate golf events in 2005, the idea was to bring together the nation's top golf programs to play one of the top golf facilities in the state of Georgia and enjoy a first-class golf experience.

The United States Collegiate Championship was the result, and the event has been a rousing success, drawing rave reviews from coaches and players alike. The first four events were played during the spring, but due to scheduling conflicts, the tournament was not played during the 2009-10 academic year. It then became a major event on the collegiate fall schedule in 2010. In 2016, the name was changed to The Golf Club of Georgia Collegiate Invitational to reflect the host venue.

The 2008 event, in which Clemson captured its second title in four years, attracted the nation's top 11 teams according to the Golfweek/Sagarin Performance Index, making it the strongest field of any regular-season collegiate event, and that pattern continues to the present.

"This event is in a class by itself in college golf," said East Tennessee State coach Fred Warren. "Everything associated with the tournament was first-class in every sense of the word."

"It really does kind of give you a feel of Augusta," said Wake Forest alumnus Webb Simpson, the 2005 Southern Amateur champion who had a first- and second-place finish in the event.

"To have a tournament of this magnitude at a facility we feel is the best in the country is very exciting," said Georgia Tech coach Bruce Hepler, whose program has enjoyed a long-standing relationship with The Golf Club of Georgia. "Knowing and appreciating the commitment and enthusiasm the staff and the members hold toward the event, it makes us feel very comfortable that it will become a very special tournament."

The competition and golf experience of The Golf Club of Georgia Collegiate Invitational are as first-class as the quality of its teams.

The course is not roped, allowing galleries an intimate

opportunity to walk with the competitors, as is the case with the club's annual Georgia Cup match between the United States and British Amateur champions. Rules officials and scoring volunteers also accompany each group, giving the competitors the feel of a championship event.

"As far as college tournaments go, the U.S. Collegiate Championship did, in fact, raise the bar," wrote the late Ron Balicki in Golfweek magazine. "Providing a great golf course is one thing. Providing all the extras and the unsurpassed hospitality is another, and is what pushed the bar to new heights of what a college tournament could be."

The Golf Club of Georgia, a 36-hole Arthur Hills facility north of Atlanta named "Best New Private Course in America" in 1991 by Golf Digest, also served as the host site for the 2007 NCAA East Regional Championship, with Georgia Tech as the host institution. The Lakeside Course, on which both tournaments have been played, measures 7,017 yards and plays to a par of 72.

Annual Tournament Results

Year	Team Champion (Score)	Medalist (Score)
2006	Clemson (291-283-290—864)	Stephen Poole, Clemson (70-70-71—211)
2007	Georgia (296-295-293—884)	Webb Simpson, Wake Forest (72-72-71—215)
2008	Southern California (294-287-283—864)	Trent Leon, Oklahoma State (69-69-70—208)
2009	Clemson (283-309-284—876)	Erik Flores, UCLA (65-74-73—212)
2010	Georgia Tech (271-285-280—836)	James White, Georgia Tech (62-70-72—204)
2011	UCLA (288-281-283—852)	Johannes Veerman, Texas A&M (71-70-69—210)
2012	Georgia Tech (291-291-292—874)	Patrick Rodgers, Stanford (70-72-67—209)
2013	Oklahoma State (284-281-284—849)	Ollie Schniederjans, Georgia Tech (66-69-71—206)
2014	Texas (278-288-277—843)	Derek Bard, Virginia (66-71-64—201)
2015	Auburn (285-285-285—855)	Derek Bard, Virginia (66-72-72—210)
	Wake Forest (284-285-286—855)	Maverick McNealy, Stanford (69-74-67—210)
		Will Long, Auburn (68-68-74—210)
		Cameron Young, Wake Forest (70-73-68—210)
2016	Virginia (289-287-280—856)	Jimmy Stanger, Virginia (67-68-72—207)
	Texas (291-288-277—856)	Max McGreevey, Oklahoma (68-69-70—207)
2017	Oklahoma State (277-286-274—837)	Doug Ghim, Texas (66-67-70—203)
2018	Southern California (278-280-284—842)	Justin Suh, Southern California (67-67-68—202)

Tournament Records

INDIVIDUAL

Low round: 62 (10-under), James White, Georgia Tech, 2010

Low tournament score: 201 (-15), Derek Bard, Virginia, 2014

Highest winning score: 215 (-1), Webb Simpson, Wake Forest, 2007

Largest margin of victory: 5 strokes, James White, Georgia Tech, 2010

TEAM

Low round: 270 (-18), Georgia Tech, 1st round, 2018

Low tournament score: 836 (-28), Georgia Tech, 2010

Highest winning score: 884, Georgia, 2007

Largest margin of victory: 27 strokes, Georgia Tech, 2010

Slimmest margin of victory: Auburn and Wake Forest tied for 1st place, 2015; Virginia and Texas tied for 1st place, 2017



GOLF CLUB OF GEORGIA COLLEGIATE | ALL-TIME RESULTS

2006 (April 10-11)

Team Results	1	2	3	Total	+/-
1. Clemson			290	864	E
2. Florida			292	867	+3
3. Wake Forest			300	875	+11
4. Georgia Tech			288	876	+12
Georgia			285	876	+12
6. Georgia State			303	885	+21
7. TCU			294	890	+26
8. East Tennessee State			296	895	+31
9. Alabama			304	896	+32
10. Texas			308	899	+35
11. Brigham Young			298	903	+39
12. Tennessee			309	913	+49
13. Florida State			311	916	+52

Top 10 Individuals	1	2	3	Total	+/-
1. Stephen Poole, Clemson	70	70	71	211	-5
2. Brendon Todd, Georgia	70	72	70	212	-4
Webb Simpson, Wake Forest	68	67	77	212	-4
4. Michael Barbosa, Georgia Tech	70	75	68	213	-3
Matt Every, Florida	68	72	73	213	-3
6. Chris McCartin, Wake Forest	72	69	74	215	-1
7. Rhys Davies, East Tennessee St.	68	75	73	216	E
Billy Horschel, Florida	73	72	71	216	E
Jeff Bell, Texas	75	67	74	216	E
10. Jonas Blixt, Florida State	72	70	75	217	+1
Daniel Summerhays, BYU	75	71	71	217	+1
Tanner Ervin, Clemson	74	70	73	217	+1
Matthew Swan, Alabama	71	74	72	217	+1

2007 (April 9-11)

Team Results	1	2	3	Total	+/-
1. Georgia	296	295	293	884	+20
2. UCLA	299	302	291	892	+28
3. Wake Forest	296	305	293	894	+30
4. Georgia Tech	292	306	298	896	+32
Georgia State	298	302	296	896	+32
6. Clemson	292	301	305	898	+34
7. East Tennessee State	300	305	294	899	+35
8. Alabama	299	313	289	901	+37
Oklahoma State	298	302	301	901	+37
10. Florida	305	298	300	903	+39
11. Brigham Young	310	297	302	909	+45
12. Southern California	304	301	305	910	+46
13. Texas	305	312	299	916	+52
14. TCU	309	306	302	917	+53
15. Florida State	310	306	305	921	+57

Top 10 Individuals	1	2	3	Total	+/-
1. Webb Simpson, Wake Forest	72	72	71	215	-1
2. Hudson Swafford, Georgia	74	72	72	218	+2
3. Chris Kirk, Georgia	70	77	72	219	+3
Chris McCartin, Wake Forest	72	73	74	219	+3
Joel Sjöholm, Georgia State	71	75	73	219	+3
6. Kevin Chappell, UCLA	73	75	72	220	+4
Ryan Posey, Oklahoma State	76	75	69	220	+4
8. Rhys Davies, East Tennessee State	76	73	72	221	+5
Cameron Tringale, Georgia Tech	72	77	72	221	+5
10. Roberto Castro, Georgia Tech	74	74	74	222	+6
Lucas Lee, UCLA	74	75	73	222	+6

2008 (March 24-26)

Team Results	1	2	3	Total	+/-
1. Southern California	294	287	283	864	E
2. Oklahoma State	292	294	281	867	+3
3. Alabama	294	289	289	872	+8
4. Georgia Tech	296	290	289	875	+11
5. Florida State	291	301	285	877	+13
6. Texas A&M	304	293	284	881	+17
7. UCLA	290	298	294	882	+18
8. Georgia State	298	296	289	883	+19
9. Georgia	302	298	286	886	+22
10. Charlotte	304	297	288	889	+25
11. Stanford	310	301	286	897	+33
12. East Tennessee State	294	306	299	899	+35
13. Coastal Carolina	302	306	294	902	+38
14. Texas	313	300	303	916	+52
15. Brigham Young	312	313	295	920	+56

Top 10 Individuals	1	2	3	Total	+/-
1. Trent Leon, Oklahoma State	69	69	70	208	-8
2. Rickie Fowler, Oklahoma State	72	70	67	209	-7
Jamie Lovemark, Southern California	74	69	66	209	-7
4. Joel Sjöholm, Georgia State	69	73	68	210	-6
5. Cameron Tringale, Georgia Tech	69	71	73	213	-3
6. Ignacio Elvira, Texas A&M	74	72	69	215	-1
Matt Van Zandt, Texas A&M	71	74	70	215	-1
8. Corey Nagy, Charlotte	72	71	74	217	+1
Michael Thompson, Alabama	71	73	73	217	+1
10. Esteban Calisto, Brigham Young	71	77	70	218	+2
Kevin Chappell, UCLA	69	75	74	218	+2
Steve Ziegler, Stanford	76	74	68	218	+2

2009 (April 5-7)

Team Results	1	2	3	Total	+/-
1. Clemson	283	309	284	876	+12
2. Stanford	289	290	299	878	+14
3. Georgia Tech	291	302	288	881	+17
4. Georgia	295	292	296	883	+19
5. Alabama	291	301	294	886	+22
Texas A&M	296	287	303	886	+22
7. UCLA	284	305	298	887	+23
Washington	287	298	302	887	+23
9. Southern California	285	308	295	888	+24
10. Oklahoma State	289	305	301	895	+31
11. South Carolina	291	303	303	897	+33
12. East Tennessee State	306	303	297	906	+42
13. Florida	296	314	299	909	+45
14. Indiana	303	297	310	910	+46
15. Florida State	302	309	304	915	+51

Top 10 Individuals	1	2	3	Total	+/-
1. Bud Cauley, Alabama	70	69	73	212	-4
Erik Flores, UCLA	65	74	73	212	-4
3. David Chung, Stanford	75	66	73	214	-2
4. J.T. Griffin, Georgia Tech	72	74	70	216	E
Steve Ziegler, Stanford	70	71	75	216	E
6. Brian Harman, Georgia	75	71	71	217	+1
7. Brooks Koepka, Florida State	70	74	74	218	+2
Geoff Shaw, Texas A&M	73	73	72	218	+2
9. Rhys Enoch, East Tennessee State	75	73	71	219	+3
Kyle Stanley, Clemson	69	79	71	219	+3

2010 (October 24-26)

Team Results	1	2	3	Total	+/-
1. Georgia Tech	271	285	280	836	-28
2. UCLA	286	287	290	863	-1
3. Texas A&M	284	286	296	866	+2
4. Southern California	288	279	300	867	+3
5. Virginia	289	293	288	870	+6
6. Wake Forest	300	291	280	871	+7
7. Duke	292	290	290	872	+8
8. California	291	290	295	876	+12
9. Kent State	294	301	294	889	+25
Florida State	298	298	293	889	+25
11. Washington	301	293	300	894	+30
12. Clemson	303	300	302	905	+41
13. East Tennessee State	300	302	305	907	+43
14. Georgia State	309	304	296	909	+45
15. South Carolina	305	302	312	919	+55

Top 10 Individuals	1	2	3	Total	+/-
1. James White, Georgia Tech	62	70	72	204	-12
2. T.J. Vogel, Southern California	74	69	66	209	-7
3. Jordan Russell, Texas A&M	69	70	71	210	-6
4. Kyle Scott, Georgia Tech	70	71	71	212	-4
Richy Werski, Georgia Tech	70	75	67	212	-4
6. Steve Lim, Southern California	69	69	75	213	-3
7. Lee Bedford, Wake Forest	70	74	71	215	-1
Patrick Cantlay, UCLA	72	68	75	215	-1
Mario Clemens, UCLA	73	70	72	215	-1
Austin Cody, Duke	69	72	74	215	-1
J.T. Griffin, Georgia Tech	69	76	70	215	-1
Paul Haley, Georgia Tech	71	69	75	215	-1
Ben Kohles, Virginia	75	70	70	215	-1

2011 (October 23-25)

Team Results	1	2	3	Total	+/-
1. UCLA	288	281	283	852	-12
2. Washington	288	282	285	855	-9
Auburn	282	288	285	855	-9
4. Georgia Tech	284	282	298	864	E
5. Clemson	294	286	288	868	+4
Iowa	293	291	284	868	+4
7. Southern California	282	288	301	871	+7
8. Duke	283	300	290	873	+9
9. Kent State	295	288	291	874	+10
Texas A&M	300	290	284	874	+10
11. Florida State	286	292	304	882	+18
12. Wake Forest	295	298	297	890	+26
13. Virginia	297	303	307	907	+43
14. East Tennessee State	304	304	300	908	+44

Top 10 Individuals	1	2	3	Total	+/-
1. Dominic Bozzelli, Auburn	67	73	70	210	-6
Johannes Verman, Texas A&M	71	70	69	210	-6
3. Blayne Barber, Auburn	72	70	70	212	-4
Patrick Cantlay, UCLA	69	71	72	212	-4
Michael Johnson, Auburn	69	71	72	212	-4
Cheng-Tsung Pan, Washington	71	68	73	212	-4
Julian Suri, Duke	67	74	71	212	-4
8. Bo Andrews, Georgia Tech	71	69	73	213	-3
Steven Ihm, Iowa	68	75	70	213	-3
10. Barrett Kelpin, Iowa	72	71	71	214	-2
Kevin Miller, Kent State	69	74	71	214	-2
Chris Williams, Washington	72	72	70	214	-2

2012 (October 19-21)

Team Results	1	2	3	Total	+/-
1. Georgia Tech	291	291	292	874	+10
2. UCLA	297	283	295	875	+11
3. Southern California	289	299	291	879	+15
4. Virginia	295	294	291	880	+16
5. Stanford	306	289	286	881	+17
6. Duke	305	290	287	882	+18
Clemson	301	289	292	882	+18
8. Washington	297	297	289	883	+19
9. Auburn	297	298	291	886	+22
Oklahoma State	293	295	298	886	+22
11. East Tennessee State	303	296	293	892	+28
12. Wake Forest	291	303	299	893	+29
13. Kent State	297	305	294	896	+32
14. Texas A&M	303	301	298	902	+38
15. Iowa	304	303	305	912	+48

Top 10 Individuals	1	2	3	Total	+/-
1. Patrick Rodgers, Stanford	70	72	67	209	-7
T2. Taylor Gooch, Oklahoma State	68	71	74	213	-3
T2. Michael Johnson, Auburn	69	72	72	213	-3
T2. Cheng-Tsung Pan, Washington	74	69	70	213	-3
T5. Corey Connors, Kent State	72	71	72	215	-1
T5. Trevor Simsbly, Washington	72	74	69	215	-1
T7. Cody Provieux, Clemson	72	73	72	217	+1
T7. Ollie Schniederjans, Georgia Tech	70	76	71	217	+1
T9. Bo Andrews, Georgia Tech	73	72	73	218	+2
T9. Jonathan Garrick, UCLA	74	69	75	218	+2
T9. Yi Keun Chang, Southern California	71	75	72	218	+2
T9. Ji Soo Park, Virginia	76	74	68	218	+2

2013 (October 18-20)

Team Results	1	2	3	Total	+/-
1. Oklahoma State	284	281	284	849	-15
2. Georgia Tech	279	287	284	850	-14
3. Wake Forest	286	288	288	862	-2
4. Virginia	285	290	288	863	-1
5. Texas A&M	285	292	287	864	E
UCLA	286	287	291	864	E
7. Stanford	288	288	290	866	+2
Iowa	287	287	292	866	+2
9. Southern California	290	289	290	869	+5
10. Washington	294	287	293	874	+10
11. Auburn	297	285	296	878	+14
East Tennessee State	294	290	294	878	+14
13. Kent State	296	295	290	881	+17
14. Duke	291	297	298	886	+22
15. Clemson	299	293	296	888	+24

Top 10 Individuals	1	2	3	Total	+/-
1. Ollie Schniederjans, Georgia Tech	66	69	71	206	-10
2. Ben Rusch, Virginia	66	74	70	210	-6
3. Anders Albertson, Georgia Tech	70	70	71	211	-5
4. Lorens Chan, UCLA	71	71	70	212	-4
Wyndham Clark, Oklahoma State	73	71	68	212	-4
Ian Davis, Oklahoma State	71	69	72	212	-4
Danny Guise, Wake Forest	72	70	70	212	-4
Rico Hoey, Southern California	70	71	71	212	-4
Ian Vandervee, Iowa	69	74	69	212	-4
10. Bo Andrews, Georgia Tech	70	73	70	213	-3
Thomas Birdsey, Wake Forest	71	71	71	213	-3
Andrew Lister, Texas A&M	71	70	72	213	-3
John Niebrugge, Oklahoma State	69	70	74	213	-3
Rhys Pugh, East Tennessee State	69	71	73	213	-3

GOLF CLUB OF GEORGIA COLLEGIATE | ALL-TIME RESULTS

2014 (October 17-19)

Team Results	1	2	3	Total	+/-
1. Texas	278	288	277	843	-21
2. Virginia	272	295	277	844	-20
3. LSU	296	279	282	857	-7
4. Wake Forest	288	284	286	858	-6
5. UCLA	287	294	279	860	-4
6. Auburn	286	289	286	861	-3
7. Georgia Tech	296	285	281	862	-2
Washington	290	290	282	862	-2
9. Texas A&M	281	289	293	863	-1
10. Clemson	294	290	284	868	+4
11. Iowa	291	289	289	869	+5
12. East Tennessee State	286	292	297	875	+11
13. Stanford	283	293	300	876	+12
14. Oklahoma State	290	286	304	880	+16
15. Kent State	304	296	292	892	+28

Top 10 Individuals	1	2	3	Total	+/-
1. Derek Bard, Virginia	66	71	64	201	-15
2. Denny McCarthy, Virginia	63	72	72	207	-9
3. Gavin Hall, Texas	67	75	67	209	-7
Cheng-Tsung Pan, Washington	67	75	67	209	-7
Cody Proveaux, Clemson	73	67	69	209	-7
6. Scottie Scheffler, Texas	68	75	67	210	-6
Olle Schniederjans, Georgia Tech	73	68	69	210	-6
8. Jonathan Garrick, UCLA	69	75	67	211	-5
Eric Ricard, LSU	74	68	69	211	-5
Greg Yates, Texas A&M	72	73	66	211	-5

2015 (October 16-18)

Team Results	1	2	3	Total	+/-
1. Auburn	285	285	285	855	-9
Wake Forest	284	285	286	855	-9
3. Clemson	286	293	280	859	-5
4. Florida State	282	290	288	860	-4
5. Georgia Tech	286	299	282	867	+3
6. Texas	292	292	285	869	+5
Stanford	290	289	290	869	+5
8. Southern California	298	287	286	871	+7
9. Oklahoma	289	292	293	874	+10
10. Virginia	283	298	295	876	+12
11. LSU	297	293	288	878	+14
12. East Tennessee State	293	282	307	882	+18
13. Oklahoma State	298	292	295	885	+21
14. UCLA	300	293	295	888	+24
15. Ole Miss	292	303	300	895	+31
16. Kent State	295	297	306	898	+34
17. Iowa	303	293	312	908	+44

Top 10 Individuals	1	2	3	Total	+/-
1. Derek Bard, Virginia	66	72	72	210	-6
Will Long, Auburn	68	68	74	210	-6
Maverick McNeely, Stanford	69	74	67	210	-6
Cameron Young, Wake Forest	68	69	73	210	-6
5. Rico Hoey, Southern California	70	70	71	211	-5
Michael Johnson, Auburn	70	72	69	211	-5
Will Zalatoris, Wake Forest	70	73	68	211	-5
8. Miller Capps, Clemson	69	73	70	212	-4
Beau Hossler, Texas	70	71	71	212	-4
Adrian Meronk, East Tennessee State	72	70	70	212	-4
Jonah Teixeira, Southern California	73	69	70	212	-4

2016 (October 21-23)

Team Results	1	2	3	Total	+/-
1. Virginia	289	287	280	856	-8
Texas	291	288	277	856	-8
3. Southern California	299	279	279	857	-7
Stanford	293	286	278	857	-7
5. Texas A&M	291	285	282	858	-6
6. Oklahoma	283	291	285	859	-5
7. Duke	285	293	282	860	-4
8. Oklahoma State	293	287	281	861	-3
9. Wake Forest	299	279	285	863	-1
10. Auburn	293	290	285	868	+4
11. LSU	296	295	280	871	+7
12. Georgia Tech	297	286	294	877	+13
13. Clemson	292	301	286	879	+15
14. UCLA	295	301	293	889	+25
15. TCU	300	305	300	905	+41
16. East Tennessee State	300	305	309	914	+50
17. Villanova	316	307	306	929	+65

Top 10 Individuals	1	2	3	Total	+/-
1. Max McGreevy, Oklahoma	68	69	70	207	-9
Jimmy Stanger, Virginia	67	68	72	207	-9
3. Doug Ghim, Texas	71	67	71	209	-7
4. Chandler Eaton, Duke	68	70	72	210	-6
Gavin Hall, Texas	75	72	63	210	-6
Will Long, Auburn	68	74	68	210	-6
Chandler Phillips, Texas A&M	71	69	70	210	-6
Brandon Wu, Stanford	73	68	69	210	-6
9. Sam Burns, LSU	69	72	71	212	-4
Rico Hoey, Southern California	76	70	66	212	-4
Andrew Levitt, Southern California	74	66	72	212	-4

2017 (October 20-22)

Team Results	1	2	3	Total	+/-
1. Oklahoma State	277	286	274	837	-27
2. Texas	279	279	282	840	-24
3. Wake Forest	282	271	289	842	-22
4. Georgia Tech	284	277	285	846	-18
UCLA	282	283	281	846	-18
6. Stanford	285	281	282	848	-16
Clemson	288	279	281	848	-16
8. Virginia	285	282	282	849	-15
9. Texas A&M	288	279	284	851	-13
10. Duke	282	276	296	854	-10
11. Oklahoma	295	278	282	855	-9
TCU	285	281	289	855	-9
13. Florida State	287	284	287	858	-6
14. UNLV	282	284	299	865	+1
15. East Tennessee State	293	288	290	871	+7

Top 10 Individuals	1	2	3	Total	+/-
1. Doug Ghim, Texas	66	67	70	203	-13
2. Matthew Wolff, Oklahoma State	66	71	67	204	-12
3. Alex Smalley, Duke	67	65	73	205	-11
4. Will Zalatoris, Wake Forest	68	68	70	206	-10
5. Zach Bauchou, Oklahoma State	69	71	68	208	-8
Brad Dalke, Oklahoma	74	66	68	208	-8
7. Tyler Joiner*, Georgia Tech	68	76	66	210	-6
Triston Fisher, TCU	69	71	70	210	-6
Chandler Phillips, Texas A&M	69	71	70	210	-6
Jacob Joiner, Georgia Tech	70	70	70	210	-6
John Pak, Florida State	69	69	72	210	-6



2018 (October 19-21)

Team Results	1	2	3	Total	+/-
1. Southern California	278	280	284	842	-22
2. Clemson	276	280	287	843	-21
3. Georgia Tech	270	289	286	845	-19
4. Wake Forest	276	281	291	848	-16
5. Alabama	286	278	285	849	-15
6. Duke	286	282	290	858	-6
7. Virginia	287	288	292	867	+3
UCLA	293	284	290	867	+3
9. Stanford	288	281	299	868	+4
10. Texas A&M	286	290	293	869	+5
11. Florida State	286	294	292	872	+8
12. East Tennessee State	302	292	289	883	+19
13. TCU	300	292	296	888	+24
14. New Mexico	304	290	296	890	+26

Top 10 Individuals	1	2	3	Total	+/-
1. Justin Suh, Southern California	67	67	68	202	-14
2. Luke Schniederjans, Georgia Tech	66	71	69	206	-10
Turk Pettit, Clemson	68	68	70	206	-10
4. Kengo Aoshima, Wake Forest	67	70	71	208	-8
5. Alex Smalley, Duke	68	69	72	209	-7
6. Brandon Wu, Stanford	70	67	73	210	-6
7. Bryson Nimmer, Clemson	69	70	72	211	-5
Kyle Suppa, Southern California	70	67	74	211	-5
Jacob Bridgeman, Clemson	69	69	73	211	-5
10. Thomas Walsh, Virginia	70	74	68	212	-4
Wilson Furr, Alabama	75	69	68	212	-4
Davis Shore, Alabama	70	71	71	212	-4
Davis Riley, Alabama	74	66	72	212	-4
Eugenio Chacarra, Wake Forest	66	72	74	212	-4

Indicates individual player

GEORGIA TECH ALL-AMERICANS



The Golf Coaches Association of America selects a 60-man All-America team each year following the NCAA Division I Championship. The first, second and third teams each honor 10 golfers, with the remainder named honorable mention. Golfers not initially named to the 60-man team but who finish in the top 15 of the NCAA Championship are automatically added to the honorable mention unit. The GCAA has been selecting All-America teams since 1958.

Bryce Molder (1998-2001) and David Duval (1990-93), pictured above, are two of only four Division I players ever to be named first-team All-American four times. The others are Gary Hallberg of Wake Forest (1975-78) and Phil Mickelson of Arizona State (1989-92). Nicholas Thompson and Roberto Castro earned All-America recognition each of their four years at Tech, though not first-team honors each time.

GCAA ALL-AMERICANS BY YEAR

1927	Watts Gunn, 1st*
1934	Charlie Yates, 1st*
1962	Bill Ploeger, HM
1967	Bunky Henry, 1st
1985	Bob McDonnell, 2nd; Nacho Gervas, HM; Bill McDonald, HM
1986	Nacho Gervas, HM
1987	Jay Nichols, HM
1988	Charlie Rymer, 3rd; Bill McDonald, HM
1989	Charlie Rymer, HM
1990	David Duval, 1st; Tripp Isenhour, HM
1991	David Duval, 1st; Chan Reeves, HM
1992	David Duval, 1st; Jimmy Johnson, 2nd
1993	David Duval, 1st; Stewart Cink, 2nd; Mikko Rantanen, HM; Carlos Beutell, HM
1994	Stewart Cink, 2nd
1995	Stewart Cink, 1st
1997	Matt Kuchar, 3rd
1998	Matt Kuchar, 1st; Bryce Molder, 1st
1999	Bryce Molder, 1st; Carlton Forrester, HM
2000	Matt Kuchar, 1st; Bryce Molder, 1st; Carlton Forrester, HM; Matt Weibring, HM
2001	Bryce Molder, 1st; Troy Matteson, 3rd; Kris Mikkelsen, HM
2002	Troy Matteson, 1st; Kris Mikkelsen, 2nd; Matt Weibring, 3rd; Chan Song, HM; Nicholas Thompson, HM
2003	Troy Matteson, 1st; Nicholas Thompson, HM
2004	Nicholas Thompson, 3rd; Roberto Castro, HM; Chan Song, HM
2005	Roberto Castro, 1st; Chan Song, 2nd; Nicholas Thompson, 2nd
2006	Cameron Tringale, 2nd; Kevin Larsen, 3rd; Roberto Castro, HM
2007	Roberto Castro, 2nd; Cameron Tringale, 2nd; Chesson Hadley, HM
2008	Chesson Hadley, 2nd
2009	Cameron Tringale, 1st
2010	John-Tyler Griffin, HM; Chesson Hadley, HM; Paul Haley, HM
2011	James White, 1st; John-Tyler Griffin, 2nd; Kyle Scott, 2nd
2012	James White, 3rd; Anders Albertson, HM
2013	Anders Albertson, 3rd; Ollie Schniederjans, 3rd; Seth Reeves, HM
2014	Ollie Schniederjans, 1st; Seth Reeves, 2nd
2015	Ollie Schniederjans, 1st; Anders Albertson, HM
2019	Andy Ogletree, 2nd; Luke Schniederjans, 3rd

GOLFWEK ALL-AMERICANS BY YEAR

Golfweek magazine began selecting an All-America team in 2007

2007	Roberto Castro, 2nd; Cameron Tringale, 2nd
2008	Chesson Hadley, 1st; Cameron Tringale, HM
2009	Cameron Tringale, 1st
2010	John-Tyler Griffin, 3rd
2011	Kyle Scott, 1st; James White, 1st; John-Tyler Griffin, 2nd
2012	James White, 3rd; Anders Albertson, HM
2013	Anders Albertson, 3rd; Ollie Schniederjans, 3rd
2014	Ollie Schniederjans, 1st; Seth Reeves, 2nd
2015	Ollie Schniederjans, 1st; Anders Albertson, HM
2019	Andy Ogletree, 3rd; Luke Schniederjans, 3rd

GCAA FRESHMAN ALL-AMERICANS

Golf Coaches Association of America chooses a five-man team

2018	Noah Norton
------	-------------

NATIONAL HONORS

NATIONAL PLAYERS OF THE YEAR

Fred Haskins Award

Voted upon by coaches, players and media, given by the Fred Haskins Commission in Columbus, Ga.

1993 David Duval
1995 Stewart Cink
1998 Matt Kuchar
2001 Bryce Molder

Jack Nicklaus Award

Given by the Golf Coaches Association of America

1993 David Duval
1995 Stewart Cink
1998 Bryce Molder
2001 Bryce Molder

Golfweek Player of the Year

Given by Golfweek magazine

1998 Bryce Molder (co-winner)
2001 Bryce Molder

Dave Williams Award

National player of the year

1993 David Duval
1995 Stewart Cink
2000 Matt Kuchar
2001 Bryce Molder

Arnold Palmer Award

Given by the GCAA to the NCAA champion

2002 Troy Matteson

Byron Nelson Award

Given by the GCAA to the nation's outstanding senior golfer

2003 Troy Matteson
2007 Roberto Castro
2012 James White
2015 Anders Albertson

GCAA ALL-AMERICA SCHOLARS

All-America Scholars are selected by the Golf Coaches Association of America from players who are juniors and seniors academically, hold a grade-point average of 3.2 or higher, play in a minimum of 75 percent of their team's events and have a stroke average of 76 or lower.

1990 Tom Shaw
1991 Tom Shaw
2000 Bryce Molder
2001 Kris Mikkelsen, Bryce Molder
2002 Kris Mikkelsen, Troy Matteson
2003 Troy Matteson
2004 Chan Song, Nicholas Thompson
2005 Mike Barbosa, Chan Song, Nicholas Thompson
2006 Mike Barbosa, Roberto Castro, Kevin Larsen
2007 Roberto Castro, Kevin Larsen
2008 David Dragoo, Taylor Hall, Cameron Tringale
2009 David Dragoo, Cameron Tringale
2011 James White
2012 James White
2013 Bo Andrews
2014 Anders Albertson, Bo Andrews, Seth Reeves, Ollie Schniederjans
2015 Anders Albertson, Drew Czuchry, Ollie Schniederjans
2016 Michael Hines, Vincent Whaley
2017 James Clark, Chris Petefish, Vincent Whaley
2018 Chris Petefish
2019 James Clark, Tyler Strafaci

NCAA TODAY'S TOP VIII AWARD

The NCAA honors eight student-athletes each year out of nominees from every sport, recognizing those who excel in their sport, in the classroom, and exhibit high character, leadership and service to others.

Roberto Castro (bottom), who graduated in 2007 with high honor in Industrial Engineering and won the Byron Nelson Award as a senior, and Bryce Molder (below), who won four national player of the year honors in 2001, are the only two men's golfers ever to win the prestigious NCAA Today's Top VIII Award.



HISTORY

NATIONAL CHAMPIONS

TROY MATTESON

NCAA Champion in 2002


Troy Matteson capped an outstanding junior season by winning the biggest tournament of the year, the NCAA Championship in Columbus, Ohio. The victory was his fourth of the year and marked the first time since 1934 that a Yellow Jacket was crowned National Collegiate Champion.

Matteson's run to the title began inauspiciously as he opened with a 2-over-par score of 73 to stand tied for 88th place, seven shots off the tournament lead. That would change quickly, as he found his scoring groove over the next 54 holes of play.

Day two saw the first significant move, as Matteson carded a 5-under-par round of 66 to move into a tie for 12th place at 73-66—139. The steady play continued over the final two rounds, as Matteson finished with sub-par rounds of 70 and 67 respectively to take over the individual lead as the final round came to an end.

His NCAA title tied him for most tournament wins in one year with David Duval, along with being the third time in school history that a Yellow Jacket had been the individual national champion.

For his efforts, Matteson was named the recipient of the Arnold Palmer National Player of the Year award and earned first-team All-America honors for the first time in his career.



CHARLIE YATES

National Collegiate Champion in 1934

Yates, who won the British Amateur in 1938 and the Western Amateur in 1935, won the Georgia state championship in 1931 and 1935, advanced to the second round of match play in the U.S. Amateur and was the low amateur in the first Masters tournament in 1934.

He culminated a fine college career by winning the 1934 National Collegiate Championship in Cleveland, Ohio, joining Watts Gunn as the only two Tech golfers ever to do so. Yates is one of eight Yellow Jackets to have competed in the Walker Cup, as he was a team member in both 1936 and 1938, compiling a 3-0-1 record in those matches. In 1953, he was named the captain of the Walker Cup team and was an honorary captain in 1985.

Yates played in the first 11 Masters tournaments, five times finishing as low amateur and three times finishing in the top 24.

He was inducted into the Georgia Tech Hall of Fame in 1959 and an award named in his honor has been given annually to the member of the Yellow Jacket golf team displaying the most outstanding academic achievement.



WATTS GUNN

National Collegiate Champion in 1927

The Rambling Wreck and the name of Watts Gunn rose to supreme heights in 1927.

Becoming the first Georgia Tech golfer to win the National Collegiate Championship, Gunn shot a total of 302 over the 72-hole event at the Garden City Country Club to win the medal competition. He went on to dispatch Walker Cup teammate Roland McKenzie, 10-9, to win the individual title, and his 69 in the final round broke the course record. He also helped Tech win the Southern Intercollegiate title the same year.

Along with winning the collegiate championship, Gunn was a two-time U.S. Walker Cup team member, joining the squad in both 1926 and 1928. In those two events, he compiled a combined 4-0 record, posting a pair of victories in each.

Gunn was inducted into the Georgia Tech Hall of Fame in 1961. The annual Yellow Jacket men's golf team award for the season's most improved player is named in Gunn's honor.

ALL-CONFERENCE PERFORMERS



Bob McDonnell (left), Bill McDonald (center) and Nacho Gervas not only were Tech's first All-Atlantic Coast Conference performers in golf, they led the Yellow Jackets to their first ACC title in 1985.

ACC Player of the Year

1992	David Duval
1993	David Duval
1995	Stewart Cink
1998	Matt Kuchar
1999	Bryce Molder
2000	Bryce Molder
2001	Bryce Molder
2014	Ollie Schniederjans
2015	Ollie Schniederjans

ACC Rookie of the Year

1997	Matt Kuchar
1998	Bryce Molder
2002	Chan Song
2004	Roberto Castro
2006	Cameron Tringale
2018	Noah Norton

ACC Coach of the Year

1984	Puggy Blackmon
1985	Puggy Blackmon
1992	Puggy Blackmon
1993	Puggy Blackmon
1999	Bruce Heppler
2001	Bruce Heppler
2002	Bruce Heppler
2006	Bruce Heppler
2009	Bruce Heppler
2011	Bruce Heppler
2012	Bruce Heppler
2014	Bruce Heppler
2018	Bruce Heppler
2019	Bruce Heppler

All-Atlantic Coast Conference

1985	Nacho Gervas, Bill McDonald, Bob McDonnell
1986	Nacho Gervas
1987	Jay Nichols
1988	Charlie Rymer
1989	Charlie Rymer
1990	David Duval
1991	David Duval
1992	David Duval, Jimmy Johnston
1993	Stewart Cink, David Duval
1994	Stewart Cink, Mikko Rantanen
1995	Stewart Cink, Jason Walters
1997	Matt Kuchar
1998	Matt Kuchar, Bryce Molder
1999	Carlton Forrester, Matt Kuchar, Bryce Molder
2000	Matt Kuchar, Bryce Molder
2001	Troy Matteson, Bryce Molder
2002	Troy Matteson, Kris Mikkelsen, Matt Weibring
2003	Troy Matteson, Nicholas Thompson
2004	Roberto Castro, Chan Song, Nicholas Thompson
2005	Mike Barbosa, Roberto Castro, Chan Song, Nicholas Thompson
2006	Roberto Castro, Kevin Larsen, Cameron Tringale
2007	Roberto Castro, Cameron Tringale
2008	Chesson Hadley, Cameron Tringale
2009	Cameron Tringale
2010	John-Tyler Griffin, Chesson Hadley, James White
2011	John-Tyler Griffin, Paul Haley, Kyle Scott, James White
2012	Anders Albertson, Bo Andrews, James White
2013	Anders Albertson, Ollie Schniederjans
2014	Anders Albertson, Seth Reeves, Ollie Schniederjans
2015	Anders Albertson, Ollie Schniederjans
2017	James Clark, Luke Schniederjans
2018	Noah Norton, Chris Petefish, Luke Schniederjans, Tyler Strafaci
2019	Noah Norton, Andy Ogletree, Luke Schniederjans, Tyler Strafaci

All-Southeastern Conference

1948	Albert Swann
------	--------------

Academic All-ACC Golf Team

2006	Mike Barbosa, Roberto Castro, Taylor Hall, Kevin Larsen
2007	Roberto Castro, Taylor Hall, Kevin Larsen, Cameron Tringale
2008	David Drago, Taylor Hall, Cameron Tringale
2009	David Drago, Cameron Tringale, James White
2010	Bo Andrews, Kyle Scott, James White
2011	James White (ACC Scholar-Athlete of the Year)
2012	Anders Albertson, Bo Andrews, Ollie Schniederjans, Richy Werenski, James White (ACC Scholar-Athlete of the Year)
2013	Anders Albertson, Bo Andrews, Seth Reeves, Ollie Schniederjans, Richy Werenski
2014	Anders Albertson, Bo Andrews, Seth Reeves, Richy Werenski, Ollie Schniederjans (ACC Scholar-Athlete of the Year)
2015	Anders Albertson (ACC Scholar-Athlete of the Year), James Clark, Chris Petefish, Ollie Schniederjans, Vincent Whaley
2016	Chris Petefish, Vincent Whaley
2017	James Clark, Chris Petefish, Vincent Whaley
2018	Noah Norton, Tyler Strafaci
2019	Tyler Strafaci

In 2005-06, the ACC began voting on an academic all-conference team in every sport. Honorees must achieve a minimum 3.2 grade-point average and be a front-line participant in his or her sport.

ACC Academic Honor Roll

1980	Thomas Moody, Rick Riddle, Robert Muir
1981	David Deiters, Chris Handy, Joe Lowery, John Peay, Rick Riddle
1983	Frank Harbist
1984	Peter Davison, Frank Harbist, Bob McDonnell, Lenny Nash
1985	Frank Harbist, Lenny Nash, Jay Nichols, Charlie Thomas
1987	Chris Cupit
1988	Chris Cupit, Alan Rosen, Tom Shaw
1989	Mark Lofye, Tom Shaw
1990	Tom Shaw
1992	Carlos Beutell, Stewart Cink
1993	Stewart Cink, Tommy Johnston
1994	Brad Carroll, Sam Hulse, Brian Newton, Lance Stover
1995	Rob Anderson, Brad Carroll, Brian Newton, Lance Stover
1996	Rob Anderson, Brad Carroll, Mauricio Muniz, Brian Newton
1997	Matt Kuchar, Wes Latimer, Mauricio Muniz, Brian Newton
1998	Chip Brown, Bryce Molder, Mauricio Muniz, Brian Newton
1999	Chip Brown, Adam Cranford, Carlton Forrester, Wes Latimer, Troy Matteson, Kris Mikkelsen, Bryce Molder
2000	Chip Brown, Adam Cranford, Carlton Forrester, Matt Kuchar, Troy Matteson, Kris Mikkelsen, Bryce Molder
2001	Chip Brown, Adam Cranford, Troy Matteson, Kris Mikkelsen, Bryce Molder, Matt Weibring
2002	Mike Barbosa, Adam Cranford, Kris Mikkelsen, Chan Song, Nicholas Thompson
2003	Mike Barbosa, Adam Cranford, Thomas Jordan, Chan Song, Nicholas Thompson
2004	Mike Barbosa, Roberto Castro, Kevin Larsen, Chan Song, Nicholas Thompson
2005	Mike Barbosa, Roberto Castro, Adam Cohan, David Drago, Taylor Hall, Thomas Jordan, Chan Song
2006	Mike Barbosa, Roberto Castro, Adam Cohan, David Drago, Taylor Hall, Thomas Jordan, Kevin Larsen
2007	Daniel Bowden, Roberto Castro, Adam Cohan, David Drago, Taylor Hall, Kevin Larsen, Cameron Tringale
2008	Daniel Bowden, Adam Cohan, David Drago, Taylor Hall, William Miller, Cameron Tringale
2009	Adam Cohan, David Drago, John-Tyler Griffin, Taylor Hall, William Miller, Cameron Tringale, Minghao Wang, James White
2010	Bo Andrews, Paul Haley, William Miller, Seth Reeves, Kyle Scott, Minghao Wang, James White
2011	Anders Albertson, Bo Andrews, Paul Haley, John-Tyler Griffin, William Miller, Ollie Schniederjans, Minghao Wang, James White
2012	Anders Albertson, Bo Andrews, Drew Czuchry, William Miller, Seth Reeves, Ollie Schniederjans, Minghao Wang, Richy Werenski, James White
2013	Anders Albertson, Bo Andrews, Drew Czuchry, Seth Reeves, Ollie Schniederjans, Minghao Wang, Richy Werenski
2014	Anders Albertson, Bo Andrews, Drew Czuchry, Michael Hines, Seth Reeves, Ollie Schniederjans, Vincent Whaley
2015	Anders Albertson, James Clark, Drew Czuchry, Michael Hines, Chris Petefish, Ollie Schniederjans, Vincent Whaley
2016	James Clark, Michael Hines, Tyler Joiner, Chris Petefish, Anton Serafini, Vincent Whaley
2017	Michael Hines, Tyler Joiner, Chris Petefish, Vincent Whaley
2018	James Clark, Jacob Joiner, Tyler Joiner, Noah Norton, Tyler Strafaci
2019	James Clark, Bartley Forrester, Anton Serafini, Tyler Strafaci

The ACC Academic Honor Roll is compiled following the conclusion of each academic year, recognizing student-athletes in all sports who posted a grade-point average of 3.0 for the entire academic year, with no minimum placed on playing time.

PROFESSIONAL AND AMATEUR CHAMPIONS



BOBBY JONES

CHAMPION OF U.S. OPEN, U.S. AMATEUR, BRITISH OPEN AND BRITISH AMATEUR IN 1930, THEN CONSIDERED GOLF'S GRAND SLAM.

MATT KUCHAR

1997 U.S. AMATEUR CHAMPION


LARRY MIZE

1987 MASTERS CHAMPION



STEWART CINK

2009 OPEN CHAMPION



DAVID DUVAL

2001 OPEN CHAMPION

USGA CHAMPIONS

1923	Bobby Jones, U.S. Open, Inwood Country Club, Inwood, N.Y.
1924	Bobby Jones, U.S. Amateur, Merion Cricket Club, Ardmore, Pa. Defeated George Von Elm, 9 and 8
1925	Bobby Jones, U.S. Amateur, Oakmont (Pa.) Country Club Defeated Watts Gunn, 8 and 7
1927	Bobby Jones, U.S. Open, Scioto Country Club, Columbus, Ohio
1927	Bobby Jones, U.S. Amateur, Minikahda Club, Minneapolis, Minn. Defeated Charles Evans, Jr., 8 and 7
1928	Bobby Jones, U.S. Amateur, Brae Burn C.C., West Newton, Mass. Defeated T. Phillip Perkins, 10 and 9
1929	Bobby Jones, U.S. Open, Winged Foot G.C., Mamaroneck, N.Y.
1930	Bobby Jones, U.S. Open, Interlachen C.C., Minneapolis, Minn.
1930	Bobby Jones, U.S. Amateur, Merion Cricket Club, Ardmore, Pa. Defeated Eugene V. Homans, 8 and 7
1958	Gordon "Buddy" Baker, U.S. Jr. Amateur, Univ. of Minnesota Golf Club, St. Paul, Minn. Defeated R. Douglas Lindsay, 2 and 1
1985	Charlie Rymer, U.S. Junior Amateur, Brookfield Country Club, Clarence, N.Y. Defeated Greg Leshner, 1-up (19 holes)
1989	David Duval, U.S. Junior Amateur, Singing Hills G&CC, El Cajon, Calif. Defeated Austin Maki, 1-up
1997	Matt Kuchar, U.S. Amateur, Cog Hill Golf and CC, Lemont, Ill. Defeated Joel Kribel, 2 and 1
1999	Bill Ploeger, U.S. Senior Amateur, Portland (Ore.) Golf Club Defeated Gary Menzel, 3 and 2
2019	Andy Ogletree, U.S. Amateur, Pinehurst Resort and Country Club, Pinehurst, N.C. Defeated John Augenstein, 2 and 1


PGA TOUR CHAMPIONS

1969	Bunky Henry, National Airlines Open
1983	Larry Mize, Danny Thomas Memphis Classic
1987	Larry Mize, The Masters Tournament
1993	Larry Mize, Northern Telecom Open
1993	Larry Mize, Buick Open
1997	Stewart Cink, Canon Greater Hartford Open
1997	David Duval, Michelob Championship at Kingsmill
1997	David Duval, Walt Disney World/Oldsobile Classic
1997	David Duval, The Tour Championship
1998	David Duval, Tucson Chrysler Classic
1998	David Duval, Shell Houston Open
1998	David Duval, NEC World Series of Golf
1998	David Duval, Michelob Championship at Kingsmill
1999	David Duval, Mercedes Championships
1999	David Duval, Bob Hope Chrysler Championship
1999	David Duval, The Players Championship
1999	David Duval, BellSouth Classic
2000	David Duval, Buick Challenge
2000	Stewart Cink, MCI Classic
2000	Michael Clark II, John Deere Classic
2002	Matt Kuchar, Honda Classic
2004	Stewart Cink, MCI Heritage
2004	Stewart Cink, WGC-NEC Invitational
2006	Troy Matteson, Frys.com Open
2008	Stewart Cink, Travelers Championship
2009	Troy Matteson, Frys.com Open
2009	Matt Kuchar, Turning Stone Resort Championship
2010	Matt Kuchar, The Barclays
2011	Bryce Molder, Frys.com Open
2012	Matt Kuchar, The Players Championship
2013	Matt Kuchar, Accenture World Match Play Championship
2013	Matt Kuchar, The Memorial Tournament
2014	Chesson Hadley, Puerto Rico Open
2014	Matt Kuchar, RBC Heritage
2018	Matt Kuchar, Mayakoba Golf Classic
2019	Matt Kuchar, Sony Open at Hawai'i

ROYAL AND ANCIENT CHAMPIONS

1926	Bobby Jones, British Open, Royal Lytham and St. Anne's, Southport, England
1927	Bobby Jones, British Open, Old Course, St. Andrews, Scotland
1930	Bobby Jones, British Open, Royal Liverpool Golf Club, Hoylake, England
1930	Bobby Jones, British Amateur, Old Course, St. Andrews, Scotland Defeated Roger Wethered, 7 and 6
1938	Charlie Yates, British Amateur, Royal Troon, Troon, Scotland
2001	David Duval, British Open, Royal Lytham and St. Anne's, Southport, England
2009	Stewart Cink, British Open, Turnberry, Ayrshire, Scotland

INTERNATIONAL COMPETITION



RYDER CUP

1987 - Larry Mize
1999 - David Duval
2002 - Stewart Cink, David Duval
2004 - Stewart Cink
2006 - Stewart Cink
2008 - Stewart Cink
2010 - Matt Kuchar, Stewart Cink
2012 - Matt Kuchar
2014 - Matt Kuchar
2016 - Matt Kuchar
2018 - David Duval, Matt Kuchar (vice captains)

1991 - David Duval
1999 - Matt Kuchar, Bryce Molder
2001 - Bryce Molder
2005 - Nicholas Thompson
2009 - Cameron Tringale
2019 - Andy Ogletree

WORLD AMATEUR

United States

1992 - David Duval
1998 - Matt Kuchar
2000 - Bryce Molder
Puerto Rico
1994, '96, '98, '08 - Mauricio Muniz
China
2010, '12 - Minghao Wang

PALMER CUP

1998 - Matt Kuchar, Bryce Molder
1999 - Matt Kuchar, Bryce Molder
2001 - Bryce Molder
2003 - Bruce Heppler (head coach)
2005 - Roberto Castro
2006 - Roberto Castro, Kevin Larsen
2008 - Chesson Hadley
2009 - Cameron Tringale
2012 - James White
2014 - Ollie Schniederjans
2015 - Anders Albertson, Ollie Schniederjans.
Bruce Heppler (head coach)

USA-JAPAN MATCHES

1999 - Carlton Forrester
2002 - Kris Mikkelsen

USA-CHINA FRIENDSHIP CUP

2006 - Cameron Tringale

PRESIDENTS CUP

1998 - David Duval
2000 - Stewart Cink, David Duval
2005 - Stewart Cink
2007 - Stewart Cink
2009 - Stewart Cink
2011 - Matt Kuchar
2013 - Matt Kuchar
2015 - Matt Kuchar
2017 - Matt Kuchar
2019 - Matt Kuchar

OLYMPIC GAMES

2016 - Matt Kuchar (bronze medalist)

WORLD CUP

2000, '01 - David Duval
2005, '06 - Stewart Cink
2011, '13, '18 - Matt Kuchar

WALKER CUP

1922, '24, '26, '28, '30 - Bobby Jones
1926, '28 - Watts Gunn
1936, '38 - Charlie Yates

Georgia Tech players have been integral parts of United States teams in international competitions on both the amateur and professional levels.

Stewart Cink and Matt Kuchar (top left) both played for the United States in the 2010 Ryder Cup in Newport, Wales. Cink has competed in five Ryder Cups for the U.S., including the victorious 2002 team with David Duval (left). Kuchar played in his fourth Ryder Cup in 2016, and also earned a bronze medal on the 2016 Olympic Games golf competition in Rio de Janeiro, Brazil.

Kuchar and Bryce Molder, pictured together during the 1999 Walker Cup below, combined to participate in eight Walker and Palmer Cup matches for the United States. Cameron Tringale (bottom left) is Tech's most recent representative in the Walker Cup (2009), while Roberto Castro (bottom right) played in two Palmer Cup matches for the USA.



GEORGIA TECH TEAM AWARDS



CAMERON TRINGALE, A THREE-TIME ALL-AMERICAN, WAS INDUCTED IN 2019.



BOBBY JONES

THE GREATEST AMATEUR GOLFER, HE CAPTURED FIVE U.S. AMATEUR TITLES, FOUR U.S. OPEN TITLES AND WAS UNDEFEATED IN FIVE WALKER CUP MATCHES. HE CAPTURED GOLF'S ONLY GRAND SLAM IN 1930.



CHARLIE YATES

HE CAPTURED THE 1934 NCAA CHAMPIONSHIP AND WAS UNDEFEATED IN THE 1936 AND '38 WALKER CUPS. AMONG HIS GREATEST AMATEUR ACHIEVEMENTS WERE WINNING THE BRITISH AMATEUR AND THE WESTERN OPEN.



WATTS GUNN

GUNN CAPTURED THE 1927 NCAA CHAMPIONSHIP AND WAS UNDEFEATED IN THE 1926 AND '28 WALKER CUPS.

Georgia Tech Hall of Fame Inductees

Name	Inducted
Perry Adair	1973
Tommy Barnes	1960
Puggy Blackmon (coach)	2008
Roberto Castro	2017
Stewart Cink	2005
James R. Cleveland	1981
Charles Dannals, Jr.	1986
H.E. Dennison (coach)	1970
David Duval	2003
Bill Eager, Jr.	1979
Carlton Forrester	2012
Nacho Gervas	1997
Watts Gunn	1961
Charles Harrison	1962
George W. (Bunky) Henry	1984
George D. Johnson, Jr.	1989
Robert Tyre (Bobby) Jones	1958
Matt Kuchar	2010
Troy Matteson	2013
Bill McDonald	1995
Bob McDonnell	1993
Kris Mikkelsen	2015
Larry Mize	1992
Bryce Molder	2011
Berrien Moore	1956
Jay Nichols	2001
Tommy Plaxico (coach)	1993
William D. (Bill) Ploeger	2001
Frank M. Ridley, Jr.	1956
John H. Ridley	1972
Charlie Rymer	2000
Chan Song	2018
Albert Swann	1964
Nicholas Thompson	2016
Cameron Tringale	2019
Ewing G. Watkins	1974
Charles R. Yates	1959
Daniel Yates, Jr.	1984

Robert Tyre Jones Award

(Player of the Year)

1984	Nacho Gervas
1985	Bob McDonnell
1986	Nacho Gervas
1987	Jay Nichols
1988	Bill McDonald, Charlie Rymer
1989	Charlie Rymer
1990	David Duval
1991	David Duval
1992	David Duval
1993	David Duval
1994	Stewart Cink
1995	Stewart Cink
1996	Sam Hulsey
1997	Matt Kuchar
1998	Matt Kuchar, Bryce Molder
1999	Bryce Molder
2000	Matt Kuchar, Bryce Molder
2001	Bryce Molder
2002	Troy Matteson
2003	Troy Matteson
2004	not awarded
2005	Roberto Castro, Nicholas Thompson
2006	Cameron Tringale
2007	Roberto Castro, Cameron Tringale
2008	Chesson Hadley
2009	Cameron Tringale
2010	John-Tyler Griffin
2011	John-Tyler Griffin, James White
2012	James White
2013	Anders Albertson, Ollie Schniederjans
2014	Ollie Schniederjans
2015	Anders Albertson, Ollie Schniederjans
2016	Vincent Whaley
2017	James Clark
2018	Tyler Strafaci
2019	Andy Ogletree, Luke Schniederjans

Charles Yates Cup

(Outstanding Academic Achievement)

1984	Peter Davison
1985	Charlie Thomas
1986	Bob McDonnell
1987	Chris Cupit
1988	Chris Cupit
1989	Tripp Isenhour
1990	Tom Shaw
1991	Tom Shaw
1992	Stewart Cink
1993	Stewart Cink
1994	Brian Newton
1995	Brian Newton
1996	Lance Stover
1997	Lance Stover
1998	Wes Latimer
1999	Bryce Molder
2000	Troy Matteson
2001	Kris Mikkelsen
2002	Kris Mikkelsen
2003	Chan Song
2004	Chan Song
2005	Roberto Castro
2006	Roberto Castro
2007	Roberto Castro
2008	Daniel Bowden
2009	John-Tyler Griffin
2010	James White
2011	Bo Andrews
2012	Bo Andrews
2013	Bo Andrews
2014	Bo Andrews
2015	Drew Czuchry
2016	Michael Hines
2017	Michael Hines
2018	Tyler Joiner
2019	James Clark

Watts Gunn Trophy

(Most Improved Player)


1984	Dave Hopson
1985	Jay Nichols
1986	Lenny Nash
1987	Jeff Rich
1988	Tripp Isenhour
1989	Trey Holroyd
1990	Tom Shaw
1991	Chan Reeves
1992	Jimmy Johnston
1993	Carlos Beautell
1994	Mikko Rantanen
1995	Sam Hulsey
1996	Mauricio Muniz
1997	Mike Pearson
1998	Carlton Forrester
1999	Wes Latimer
2000	Matt Weibring
2001	Troy Matteson
2002	Troy Matteson
2003	Adam Cranford
2004	Mike Barbosa
2005	Chan Song
2006	Taylor Hall
2007	Adam Cohan
2008	David Dragoo
2009	Adam Cohan
2010	James White
2011	Kyle Scott
2012	Seth Reeves
2013	Ollie Schniederjans
2014	Seth Reeves
2015	Vincent Whaley
2016	Jacob Joiner
2017	James Clark
2018	Jacob Joiner
2019	Andy Ogletree

TECH COACHING HISTORY

H.E. DENNISON • 1931-55

A professor of economics and social science, as well as the director of industrial management, H.E. Dennison served as Georgia Tech's first golf coach from 1931-55. He shepherded a program which had already earned success on the national stage when Watts Gunn won the national collegiate championship in 1927. Collegiate golf was strictly a dual match sport in Dennison's time, and Tech went three straight years from 1933-35 without losing a match.

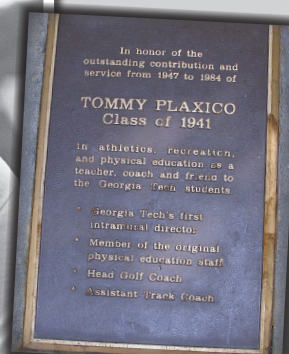

Dennison had the distinction of coaching such standouts as Charlie Yates, the 1934 national collegiate champion, 1938 British Amateur champion and three-time Walker Cup team member, as well as the 1938 Southern Intercollegiate champion Tommy Barnes and 1948 Southeastern Conference champion Albert Swann. He also led the Yellow Jackets to their first NCAA Championship appearance as a team in 1947.



TOMMY PLAXICO • 1956-82

Likeable Tommy Plaxico, a former Georgia Tech star of the cinders in the 1940s, served as the Yellow Jackets' golf coach from January of 1956 until he retired in 1982, an era which saw the landscape of college golf evolve from schools playing dual matches exclusively to playing stroke-play tournaments. Among his players were future PGA Tour star Larry Mize, 1967 NCAA runner-up Bunky Henry and 1999 U.S. Senior Amateur champion Bill Ploeger.

Plaxico, a contemporary of such Tech coaching luminaries as Bobby Dodd, Whack Hyder and Jim Luck, was a regular on the Tech track team for three years and was captain of the 1941 squad. After serving four years as a Navy fighter pilot in World War II, Plaxico returned to campus to receive his degree in industrial management in 1946. He immediately joined the Tech faculty as a member of the Physical Training staff, a capacity in which he served until he retired. Plaxico, also an avid tennis player, served as an assistant track coach for five years and was in charge of Georgia Tech's intramural program.



PUGGY BLACKMON • 1982-95

The arrival of Puggy Blackmon signaled a new era in golf at Georgia Tech, keeping the Yellow Jackets in line with the way college golf was growing. The South Carolina native came from a teaching and professional golf background, and laid the foundation for the stature of the program today. Heavily involved in junior golf, Blackmon immediately began recruiting top junior players, set about raising money for the program and started the booster club which continues to support Tech golf today.

Within three years, he guided the Yellow Jackets to their first Atlantic Coast Conference championship, and Tech became a perennial top-25 program. That led to the program being invited to compete in bigger and better events, and the Jackets would go on to win five ACC titles, compete in 11 NCAA Championships and win 33 tournaments overall during his tenure. He recruited and coached PGA Tour players Stewart Cink, Michael Clark II, David Duval and Tripp Isenhour.



ALL-TIME GREATS

ROBERT TYRE "BOBBY" JONES • ATLANTA, GA.

On Sept. 27, 1930, Robert Tyre Jones, Jr., of Atlanta walked off the 11th green at the Merion Cricket Club and into history. No one before him had won golf's four major championships in a single year. No one has done it since.

No one might ever do it again.

"It may be 60 years, if then, before we see another Grand Slam," said Joe Dey, former commissioner of the PGA Tour and former executive director of the United States Golf Association.

"You never say never," said Ben Hogan, who was 18 when Jones won the Slam and remains the only golfer to win three professional majors in one year. "But considering the times — there are so many more good players — it's improbable that any player will win all four."

Of all the single-season sustained records of excellence in major sports, Jones' mark has stood the longest. Longer than Babe Ruth's 60 home runs, a record that last 34 years after he set it in 1927; longer than Joe DiMaggio's 1941 hitting streak of 56 games, which is still alive after 49 years; longer than Wilt Chamberlain's 50.4 points-per-game average, set in 1961-62; longer than Bryon Nelson's PGA Tour streak of 11 straight victories and 18 overall in 1945.

The four tournaments Jones won — the national Open and amateur championships of the United States and Britain — originally were known as the "Impregnable Quadrilateral." That term eventually evolved into the Grand Slam, a term that stuck even when the PGA Championship and the Masters replaced the two amateur tournaments in the mythical foursome.

To understand the magnitude of Jones' deed, consider that in the ensuing 60 years only four players — Hogan, Gene Sarazen, Gary Player and Jack Nicklaus — in their careers have won each of the four events that make up the modern Slam.

In golf's record books, Hogan comes across as the most serious challenger to Jones record when in 1953 the Texan won the Masters, U.S. Open and British Open. But because there was some overlap in dates of the British Open and the PGA Championship, the possibility of Hogan completing the Slam never existed.

Perhaps the most incredible thing about Jones' Slam is that he planned it. He didn't have a name for it, nor was he glory-seeking. His reasons were purely personal. Being an amateur golfer, his finances and family obligations would not allow him to play in all four tournaments after 1930. As it turned out, he didn't have to. He announced his retirement from competitive golf a few weeks after winning the U.S. Amateur. He was 28.

Dey, then a 23-year-old sportswriter for The Philadelphia Evening Bulletin, was there at Merion in Ardmore, Pa., when Jones completed the Grand Slam. Now 83, Dey said Jones' performance was "simply unbelievable."

"I saw every shot, and I haven't seen anyone since as dominant as Jones was in that Amateur," Dey said. "None of his matches went past the 14th hole. He cruised along. Considering the pressure and the crowds — you have to remember in those days the fairways weren't roped — it was a remarkable performance by a remarkable player."

Dey has seen all the great players and says only Hogan and Nicklaus equaled Jones in figuring out a way to win.

"If Nicklaus couldn't do it, I don't think it could be done. Maybe Hogan could have, but there wasn't that much emphasis on the Grand Slam during his day. I don't see anyone out there today who knows how to win like they did and like Jones did."

"Also, it's just too hard now because there are too many good players to expect one to win all four, and too, I believe the intense media attention given to the majors creates tremendous pressure that begins to build when someone wins the first two."

Hogan, now 78, agrees about the media pressure. "It's incredible," he said, "much more so than when I played. Because it was impossible for me to play in all four in 1953, there was none of that."

Dey credits Jones with the Grand Slam transformation from two amateurs and two Opens to today's four pro majors. "When Jones retired, there was not another amateur of his ability, and after he started Augusta National, and the Masters took hold, the attention turned away from the amateurs to the professionals," he said.

"What Jones did was win the Grand Slam, then without realizing it, created another one."

How good was Jones? From 1923 through 1930, Jones won 13 major national titles in the U.S. and Great Britain, 62 percent of the championships he entered.

In the last 11 British and U.S. Opens in which he played, he finished no worse than second in 10, winning seven times. And from the time he was 14 to the time he was 28, no player ever beat him twice in championship match play.

It also must be noted that Jones was hardly a full-time golfer. Often he would go months without picking up a club. Instead, he studied mechanical engineering at Georgia Tech, got a degree in English literature at Harvard, dabbled in real estate and then attended law school at Emory. In his 13 years in major championship competition, he was a student, high school or college, in nine of them. He played only 52 tournaments in that span, an average of four a year, and won 23.

Though Jones was born and raised in Atlanta, there is no public display of his memorabilia. His old locker remains at East Lake Country Club men's locker room and several pictures hang on the walls of the grill room. Most of his trophies and his famous putter, Calamity Jane, are on display in a showcase in the Jones Room at the Atlanta Athletic Club.

Jones died in the early evening of Dec. 18, 1971. He played his last round of golf in 1948, the year he was stricken with syringomyeliam, a disease that attacks the central nervous system. His



burial is in Atlanta's Oakland Cemetery. His tombstone reads:

Robert Tyre Jones, Jr.
Born 1902 Died 1971
No other words were thought necessary.

This story was written by the late Tom McCollister, who covered golf for the Atlanta Journal-Constitution and paid this tribute to Bobby Jones on the 60th anniversary of his Grand Slam, in the Sept. 27, 1990, edition of the Journal and Constitution.

ALL-TIME GREATS

WATTS GUNN • MACON, GA.

Watts Gunn was born in Macon, Ga., on January 11, 1905. He made golf history in 1925 in the U.S. Amateur at Oakmont Country Club, setting the world record for international championship golf by winning 15 straight holes in the first round of the 36-hole match. In that tournament, he went to the finals against friend and rival Bobby Jones, marking the only time two players from the same city ever met for the U.S. Amateur crown.

Gunn's first major tournament win was in the 1923 Georgia Amateur. In 1927, he won the Southern and National Intercollegiate tournaments, and the following year he won the Southern Amateur and Southern Open Championships. In 1926 and 1928, he played on the Walker Cup teams with Jones, defeating the British team both years. He played many benefit tournaments, including several exhibitions with Jones in 1927 and 1928. He took the Georgia State Amateur title in 1927 and 1928. At Lanier High School, he captained golf teams that never lost a match.

Watts Gunn was inducted into the Georgia Golf Hall of Fame on January 14, 1989.


From a Time Magazine account dated July 11, 1927

Last week, Watts Gunn of Georgia Tech, playmate of Robert Tyre Jones Jr., went four times around the Garden City (L. I.) Golf Club course in a total of 302 strokes. Had he been alive to do this in 1902, he would have won the U. S. Open Championship by five strokes.* But, at 22, his reward was the qualifying medal of the national intercollegiate golf tournament.

Consistently but not brilliantly, Golfer Gunn battered his way to the finals where he found the other favorite, Roland Mackenzie of Brown University, his good friend, with nerves set for a 36-hole struggle.

Beginning at the fifth hole of their first round, Golfer Gunn went stark, staring golf-mad, made six birdies, used only nine putts on seven consecutive holes—putts varying between 35 and 12 feet—sunk with a borrowed putter. His score for the first 18 holes was 69, breaking the course record by two strokes. After that it was only a matter of time before Mr. Gunn won match and championship, 10 up, 9 to go.

Another figure in the tournament was John D. Ames, blond son of Knowlton L. ("Snake") Ames (sinuous Princeton quarterback of the strenuous '90s), who lost to Watts Gunn in the second round but was elected president of the Intercollegiate Golf Association.



CHARLIE YATES • ATLANTA, GA.



Charlie Yates, a link to Atlanta's vast golf history who later shepherded the city's arts community into the future, was once heralded by Life magazine as owning "the best grin in golf."

He didn't mind using it either, whether to woo the English crowds while he was winning the 1938 British Amateur championship or while heading the effort to raise the \$20 million that built the High Museum. A participant in the city's history for much of the 20th century, it is not inappropriate he be remembered first for that smile and a benevolent demeanor that underscored his life.

Yates, 92, died October 17, 2005 at his home in Buckhead.

Mentored by Bobby Jones - he in fact played with Jones in his final round in 1948 at East Lake Golf Club - Yates was national college champion while at Georgia Tech (1934), a two-time Walker Cup competitor (1936 and 1938) and was captain of the U.S. Walker team in 1953.

He seized the international limelight at the 1938 British Amateur at Royal Troon. Beating two U.S. and British Amateur champions along his eight-match campaign, he struck a tone with the British galleries who were not then so easily charmed by foreigners taking away their titles. Afterward, the legendary British golf author Bernard Darwin wrote, "There has been no invading Champion more popular than Charlie Yates, whose cheerfulness and humor, of his own particular brand, made everybody like him."

Yates played 11 times in the Masters, including the inaugural tournament in 1934.

"There wasn't any strict rule about who was eligible to play in the Masters then," he once told The Augusta Chronicle. "Bob invited some of his friends, such as myself."

He tied for 21st that year and twice was low amateur, but his most memorable Masters came in 1935. Yates was playing in the group ahead when Gene Sarazen made double eagle on the par-5 15th to force a playoff he won the next day. That shot put the Masters on the map.

Yates' amateur career, except for playing the Masters, ended with World War II when he was drafted into the Army. He transferred to the Navy and spent 30 months as a lieutenant on the destroyer USS Mayo, which was struck by enemy fire during the invasion of Italy.

For nearly 50 years, he served on the Masters' Press Committee, a constant presence in the media quarters and, to many who returned to Augusta National year after year, a Masters tradition in himself.

"I am deeply saddened by the passing of Charlie Yates," Augusta National chairman Hootie Johnson said. "Charlie was an outstanding amateur golfer and a member who was linked to Bobby Jones and the club's history, attending every Masters through 2003. He will be greatly missed."

But it was in 1973 that Yates began some of his most lasting work. He accepted Mayor Ivan Allen's suggestion to retire at age 60 and head up the Atlanta Arts Alliance (which later became the Woodruff Arts Center).

Yates had already served as president of the Atlanta Symphony Orchestra (1962-65) and helped recruit Robert Shaw to be its conductor.

"When you look at who had a heavy influence on the thinking of people like the late Ivan Allen, or Robert W. Woodruff, Charlie was an effective leader in getting those people to see how Atlanta's strategy should include the development of world class arts and organizations," said Beauchamp Carr, executive vice president of the Woodruff Arts Center.

Originally drawn to the arts when his wife Dorothy recruited him for nights at the symphony, Yates ushered the city into a new age. Besides overseeing the effort to build the High, he helped raise the \$5.4 million for the center's endowment. In his 10 years as president (1973-83) of what became the Woodruff Arts Center, the overall budget rocketed from \$3.8 million to \$16.3 million.

"I don't think of it as reaching into their pockets," he once said of his fund-raising ethic. "I think of it as their doing something for their own benefit."

The smile didn't hurt much either.

This story was written by Thomas M. Stinson and published in the Oct. 18, 2005 edition of the Atlanta Journal-Constitution. Additional information from an Associated Press story was added to this account.

ALL-TIME GREATS

ANDERS ALBERTSON • WOODSTOCK, GA.

Career Honors and Statistics

GCAA All-American	2012 (HM), 2013 (3rd), 2015 (HM)
Golfweek All-American	2012 (HM), 2013 (3rd), 2015 (HM)
Byron Nelson Award recipient	2015
All-Atlantic Coast Conference	2012, 2013, 2014, 2015
ACC Champion	2013, 2015
GCAA All-America Scholar	2014, 2015
CoSIDA Academic All-American	2015 (3rd)
ACC Post-Graduate Scholarship Award recipient	2015
Academic All-ACC	2012, 2013, 2014, 2015
U.S. Palmer Cup team member	2015

Season	Rounds	Strokes	LoRnd	Par/-	Events	T10	W-L	Pct	Avg
2011-12	33	2356	66	18	11	5	727-158	.821	71.39
2012-13	38	2700	66	26	17	5	827-212	.796	71.05
2013-14	39	2809	65	24	16	6	662-387	.631	72.03
2014-15	40	2859	65	25	13	5	797-242	.767	71.48
Totals	150	10724	65	93	57	21	3013-999	.751	71.49

Career Tournament Results

2011-12									
Carpet Capital Collegiate	74-70-67=211	-5	t3						
Golfweek Conference Challenge	72-73-75=220	+4	t18						
Brickyard Collegiate	72-67-70=209	-7	t2						
United States Collegiate Championship	73-72-75=220	+4	t31						
Amer Ari Invitational	70-75-70=215	-1	t35						
Puerto Rico Classic	75-75-67=217	+1	t23						
Seminole Intercollegiate	72-66-70=208	-5	t6						
Barona Collegiate Cup	67-69-73=209	-7	t13						
Gary Koch Invitational	74-67-74=215	-1	t7						
Atlantic Coast Conference Championship	69-68-72=209	-7	t4						
NCAA Norman Regional	74-76-73=223	+7	t27						
2012-13									
Carpet Capital Collegiate	73-78-72=223	+7	t40						
PING-Golfweek Preview Invitational	71-70-72=213	+3	t16						
Brickyard Collegiate	72-71-72=215	-1	t14						
United States Collegiate Championship	74-75-75=224	+8	t41						
Western Refining College All-American	70-67-70=207	-6	t12						
Amer Ari Invitational	72-70-69=211	-5	t10						
Puerto Rico Classic	75-70-71=216	E	t26						
Southern Highlands Collegiate Masters	75-73-72=220	+4	t19						
Linger Longer Invitational	72-68=140	-4	t4						
Gary Koch Invitational	69-68-75=212	-4	t6						
Atlantic Coast Conference Championship	66-67-68=201	-15	t1						
NCAA Tallahassee Regional	66-71-72=209	-7	t10						
NCAA Championship	69-67-73=209	-1	t26						
2013-14									
Carpet Capital Collegiate	70-71-75=216	E	t12						
Tar Heel Intercollegiate	72-72-70=214	-2	t4						
Brickyard Collegiate	74-68-71=213	-3	t16						
United States Collegiate Championship	70-70-71=211	-5	t3						
Western Refining College All-America	67-70-67=204	-9	t3						
Amer Ari Invitational	72-72-73=217	+1	t74						
Puerto Rico Classic	71-66-70=207	-9	t6						
Southern Highlands Collegiate Masters	84-78-79=241	+25	t74						
Valspar Invitational at Floridian	71-72-77=220	+7	t53						
Robert Kepler Invitational	71-75-76=222	+9	t20						
Capital City Match Play vs. Auburn	def. Dan Stringfellow, 3 & 2								
Capital City Match Play vs. Georgia	def. Nicholas Reach, 5 & 4								
Atlantic Coast Conference Championship	76-68-65=209	-7	t2						
NCAA Raleigh Regional	73-67-71=211	-2	t8						
NCAA Championship (stroke play)	79-73-72=224	+14	t125						
NCAA Championship (match play)	L, 1-up vs. Wyndham Clark (Oklahoma State)								
2014-15									
Carpet Capital Collegiate	77-67-70=214	-2	t18						
DICK'S Sporting Goods Challenge Cup	69-73-72=214	+1	t13						
Jerry Pate National Intercollegiate	70-71-77=218	+8	t27						
United States Collegiate Championship	79-82-73=234	+18	t76						
Warrior Princeville Makai Invitational	68-67-65=200	-16	t4						
Puerto Rico Classic	74-70-70=214	-2	t11						
Seminole Intercollegiate	70-70-67=207	-9	t4						
Valspar Collegiate Invitational	72-70-69=211	-2	t11						
Mason Rudolph Championship	70-73-71=214	+1	t8						
Atlantic Coast Conference Championship	67-69-69=205	-11	t1						
NCAA San Diego Regional	75-72-70=217	+1	t14						
NCAA Championship (stroke play)	69-75-85-74=303	+15	t67						

ROBERTO CASTRO • ALPHARETTA, GA.

Career Honors and Statistics

GCAA All-American	2004 (HM), 2005 (1st), 2006 (HM), 2007 (2nd)
Byron Nelson Award recipient	2007
All-Atlantic Coast Conference	2004, 2005, 2006, 2007
ACC Rookie of the Year	2004
GCAA All-America Scholar	2006, 2007
CoSIDA Academic All-American	2005 (3rd), 2006 (1st), 2007 (1st)
ACC Post-Graduate Scholarship Award recipient	2007
Academic All-ACC	2006, 2007
NCAA Today's Top VIII Award	2007
U.S. Palmer Cup team member	2005, 2006
Georgia Tech Hall of Fame	2017

Season	Rounds	Strokes	LoRnd	Par/-	Events	T10	W-L	Pct	Avg
2003-04	36	2588	66	20	12	4	797-250	.761	71.9
2004-05	37	2622	64	23	12	8	964-112	.896	70.9
2005-06	36	2631	65	15	12	2	710-223	.761	73.1
2006-07	34	2444	65	18	11	6	726-192	.791	71.9
Totals	143	10285	64	76	47	20	3197-777	.804	71.9

Career Tournament Results

2003-04									
Bank of Tennessee at the Ridges	72-73-72=217	+1	t12						
PING/Golfweek Preview Invitational	75-67=142	+2	t9						
Jerry Pate National Intercollegiate	72-69-71=212	-1	t25						
Gary Koch/Cleveland Golf Intercollegiate	68-70-70=208	-8	t2						
TaylorMade/Waikoloa Intercollegiate	74-72-71=217	+1	t42						
Puerto Rico Classic	74-78-72=224	+8	t46						
Southern Highlands Collegiate	77-72-69=218	+2	t24						
Western Intercollegiate	72-66-74=212	+2	t7						
Atlanta Intercollegiate	73-71-75=219	+3	t31						
Atlantic Coast Conference Championship	70-74-69=213	-3	t11						
NCAA East Regional	74-68-70=212	+2	t9						
NCAA Championship	76-74-70-74=294	+14	t44						
2004-05									
PING/Golfweek Preview Invitational	68-72-71=211	+1	t7						
Jerry Pate National Intercollegiate	68-69-71=208	-5	t10						
Isleworth Collegiate Invitational	69-68-75=212	-4	t4						
Carpet Capital Collegiate	73-78-70=221	+5	t11						
TaylorMade/Waikoloa Intercollegiate	68-67-64=199	-17	t4						
Puerto Rico Classic	78-67-72=217	+1	t21						
Southern Highlands Collegiate Championship	74-69-75=218	+2	t15						
Oregon Duck Invitational	71-68-71=210	-6	t3						
Hooties at Bulls Bay Intercollegiate	77-74-72=223	+7	t32						
Atlantic Coast Conference Championship	71-72-74=217	+1	t4						
NCAA East Regional	73-69-65=207	-6	t10						
NCAA Championship	69-68-71-71=279	-1	t3						
2005-06									
PING/Golfweek Preview Invitational	73-67-68=208	-8	t3						
Jerry Pate National Intercollegiate	65-74-71=210	-3	t11						
Isleworth-UCF Collegiate Invitational	70-74-77=221	+5	t11						
Carpet Capital Collegiate	74-68-74=216	E	t12						
UH Hilo Intercollegiate	68-72-68=208	-5	t5						
Puerto Rico Classic	70-76-74=220	+4	t38						
Southern Highlands Collegiate	76-71-80=227	+11	t20						
Morris Williams Intercollegiate	69-79-77=225	+9	t57						
The United States Intercollegiate	75-75-74=224	+8	t31						
Atlantic Coast Conference Championship	72-70-71=213	-3	t16						
NCAA Central Regional	77-73-70=220	+7	t30						
NCAA Championship	77-84-78-0=239	+23	*						
<i>*through 54 holes (Tech missed cut)</i>									
2006-07									
Carpet Capital Collegiate	71-72-72=215	-1	t27						
Olympia Fields/Fighting Illini Invitational	78-71-72=221	+5	t20						
PING/Golfweek Preview Invitational	72-72-76=220	+10	t51						
Isleworth-UCF Collegiate Invitational	74-70-74=218	+2	t4						
UH Hilo Intercollegiate	67-65-67=199	-11	t2						
Puerto Rico Classic	68-70-71=209	-7	t1						
Southern Highlands Collegiate	70-71-78=219	+3	t10						
United States Collegiate Championship	74-74-74=222	+6	t10						
Atlantic Coast Conference Championship	69-72-72=213	-3	t5						
NCAA East Regional	75-73-73=221	+5	t27						
NCAA Championship	74-70-72-71=287	+7	t46						

ALL-TIME GREATS

STEWART CINK • FLORENCE, ALA.

Career Honors and Statistics

GCAA All-American	1993 (2nd), 1994 (2nd), 1995 (1st)
Fred Haskins Player of the Year	1995
Jack Nicklaus Player of the Year	1995
Dave Williams Award	1995
All-Atlantic Coast Conference	1993, 1994, 1995
ACC Player of the Year	1995
ACC Academic Honor Roll	1992, 1993
Georgia Tech Hall of Fame	2005

Season	Rounds	Strokes	LoRnd	Par/-	Events	T10	W-L	Pct	Avg
1991-92	37	2765	67	8	12	2	648-426	.603	74.73
1992-93	38	2761	66	19	13	6	910-173	.840	72.66
1993-94	45	3252	65	22	15	10	944-261	.783	72.27
1994-95	37	2630	65	22	13	10	868-45	.951	71.08
Totals	157	11408	65	71	53	28	3370-905	.788	72.66

Career Tournament Results

1991-92									
Carpet Capital Collegiate	74-77-72	—223	t 23						
Preview Classic	73-73-75	—221	t 43						
LSU National	77-76-80	—233	t 32						
Golf World-Palmetto Dunes	78-74-77	—229	t 56						
Miami National Collegiate	72-70-77	—219	t 14						
Golf Digest Collegiate	76-82-73	—231	t 57						
Furman Intercollegiate	73-74-72	—219	t 7						
PING American Airlines Collegiate	78-71-76	—225	t 35						
Cavalier Classic	75-74-74	—223	t 21						
ACC Championship	75-68-67	—210	t 3						
NCAA East Regional	78-81-81	—240	t 105						
NCAA Championship	73-74-72-73	—292	t 42						
1992-93									
Jerry Pate National	78-73-69	—220	t 9						
Golf-World Palmetto Dunes	73-75-66	—214	t 12						
UNLV Rebel Classic	68-71-69	—208	t 1						
American University Collegiate	71-77-69	—217	t 2						
PING Arizona Collegiate	68-71-75	—214	t 3						
Golf Digest Collegiate	82-71	—153	t 26						
Carpet Capital Collegiate	78-70	—148	t 22						
PING America Collegiate	74-78-75	—227	t 42						
ACC Championship	75-72-72	—219	t 12						
Cavalier Classic	68-73-81	—221	t 10						
The Maxwell	69-70-73	—212	t 7						
NCAA East Regional	71-74-73	—218	t 27						
NCAA Championship	70-74-71-74	—289	t 13						
1993-94									
Preview Classic	75-72-72	—221	t 19						
Red River Classic	DQ-69-70	—NA	81						
John Hancock All-American Collegiate	76-79-75	—230	t 2						
Jerry Pate National	69-71-68	—208	t 51						
NCAA Puerto Rico Challenge	73-77-71	—221	t 9						
Golf Digest Collegiate	75-74-68	—217	t 3						
Morris Williams Intercollegiate	82-74-82	—238	t 57						
Carpet Capital Collegiate	69-73-73	—215	t 4						
PING Intercollegiate	72-68-74	—214	t 2						
ACC Championship	69-71-75	—215	t 4						
Cavalier Classic	67-72-71	—210	t 2						
The Maxwell	74-72-74	—220	t 31						
NCAA East Regional	74-75-76	—216	t 3						
NCAA Championship	75-67-65-73	—280	t 5						
1994-95									
Preview Classic	70-70	—140	t 1						
Topy Cup/U.S.-Japan Friendship	74-73-70	—217	t 8						
Jerry Pate National	74-67-68	—209	t 3						
Golf World Palmetto Dunes	70-70-69	—209	t 2						
NCAA Puerto Rico Challenge	69-69-70	—208	t 1						
Golf Digest Collegiate	72-73-75	—220	t 11						
Morris Williams Intercollegiate	73-70-71	—214	t 2						
Carpet Capital Collegiate	74-65-73	—212	t 1						
PING Intercollegiate	68-75-70	—213	t 4						
ACC Championship	73-69-72	—214	t 8						
The Maxwell	69-66-76	—211	t 1						
NCAA East Regional	71-73-74	—218	t 15						
NCAA Championship	73-72	—145	NA						

DAVID DUVAL • PONTE VEDRA BEACH, FLA.

Career Honors and Statistics

GCAA All-American	1990 (1st), 1991 (1st), 1992 (1st), 1993 (1st)
Fred Haskins Player of the Year	1993
Jack Nicklaus Player of the Year	1993
Dave Williams Award Recipient	1993
All-Atlantic Coast Conference	1990, 1991, 1992, 1993
ACC Player of the Year	1992, 1993
ACC Champion	1991, 1993
U.S. Walker Cup Team	1992
U.S. World Amateur Team	1992
Georgia Tech Hall of Fame	2003

Season	Rounds	Strokes	LoRnd	Par/-	Events	T10	W-L	Pct	Avg
1989-90	40	2895	66	24	13	9	1059-171	.861	72.38
1990-91	41	2960	65	24	14	9	1076-172	.862	72.20
1991-92	40	2881	66	24	13	8	983-114	.896	72.03
1992-93	41	2900	65	31	14	13	1067-39	.965	70.73
Totals	162	11636	65	103	54	39	4185-496	.894	71.83

Career Tournament Results

1989-90									
U.S.-Japan Friendship	70-74-70	—214	t 2						
Carpet Capital Collegiate	69-74-76	—219	t 4						
Southern Intercollegiate	71-71-83	—225	t 47						
Golf World-Palmetto Dunes Collegiate	80-76-76	—232	t 70						
PING Arizona Intercollegiate	73-71-72	—216	t 17						
Doral Park National	72-76-71	—219	t 4						
ImperialLakes Classic	66-75-70	—211	t 2						
Furman Intercollegiate	75-69-67	—211	t 2						
The American at MacGregor Downs	73-71-76	—220	t 12						
ACC Championships	68-72-76	—216	t 2						
NCAA East Regional	70-72-71	—213	t 9						
NCAA Championship	74-68-76-70	—288	t 8						
1990-91									
Carpet Capital Collegiate	76-78-72	—226	t 40						
Preview Classic	80-73-73	—226	t 40						
Red River Classic	69-72-70	—211	t 4						
Southern Intercollegiate	74-77-66	—217	t 3						
Golf World-Palmetto Dunes Collegiate	69-70-74	—213	t 9						
PING Arizona Intercollegiate	77-71-76	—224	t 128						
Doral Park National	67-74-77	—218	t 12						
Golf Digest Collegiate	71-81-72	—224	t 37						
Furman Intercollegiate	70-68	—138	t 1						
PING American Intercollegiate	75-69-71	—215	t 2						
Cavalier Classic	72-72-69	—213	t 3						
ACC Championship	67-70	—137	t 1						
NCAA East Regional	73-65-74	—212	t 4						
NCAA Championship	76-70-71-69	—286	t 2						
1991-92									
Carpet Capital Collegiate	83-72-69	—224	t 27						
Preview Classic	66-72-70	—208	t 2						
LSU National Collegiate	78-76-75	—229	t 22						
Golf World-Palmetto Dunes Collegiate	70-68-72	—210	t 2						
Miami National Collegiate	74-73-72	—219	t 14						
Golf Digest Collegiate	72-71-76	—219	t 8						
Furman Intercollegiate	76-72-73	—221	t 13						
PING American Airlines Collegiate	70-72-74	—216	t 6						
Cavalier Classic	68-75-70	—213	t 1*						
ACC Championship	73-66-71	—210	t 3						
NCAA East Regional	76-73-68	—217	t 5						
NCAA Championship	68-74-72-75	—289	t 23						
1992-93									
John Hancock All-American	72-67-67	—206	t 2						
Jerry Pate National Collegiate	80-69-74	—223	t 17						
Golf World-Palmetto Dunes	71-72-68	—211	t 6						
UNLV Rebel Classic	71-70-67	—208	t 1						
American University Collegiate	76-71-73	—220	t 7						
Ping Arizona Collegiate	74-68-72	—214	t 3						
Golf Digest Collegiate	72-75	—147	t 3						
Carpet Capital Collegiate	70-72	—142	t 4						
PING American Collegiate	70-70-71	—211	t 2						
ACC Championship	70-69-67	—206	t 1						
Cavalier Classic	73-69-72	—214	t 1						
Perry Maxwell Collegiate	68-70-70	—207	t 1						
NCAA East Regional	67-74-70	—211	t 3						
NCAA Championship	73-71-65-70	—279	t 2						

* Won playoff

ALL-TIME GREATS

J.T. GRIFFIN • WILSON, N.C.

Career Honors and Statistics

GCAA All-American	2007 (HM), 2008 (2nd), 2010 (HM)
All-Atlantic Coast Conference	2008, 2010
ACC Champion	2010
USA Palmer Cup team	2008

Season	Rounds	Strokes	LoRnd	Par/-	Events	T10	W-L	Pct	Avg
2007-08	20	1507	71	4	7	-	270-328	.452	75.35
2008-09	33	2442	69	11	11	2	573-369	.608	74.00
2009-10	34	2446	65	20	12	6	871-172	.835	71.94
2010-11	35	2504	65	22	12	7	788-114	.874	71.54
Totals	122	8899	65	57	42	15	2502-983	.718	72.94

Career Tournament Results

2007-08

Brickyard Collegiate Championship	78-76-72=226	+10	t 49
Isleworth CF Collegiate	73-74-75=222	+6	t 40
Southern Highlands Collegiate	80-80-77=237	+21	.67
United States Collegiate Championship	77-72-74=223	+7	t 33
Administrative ASU Invitational	74-72=146	+2	t 38
Atlantic Coast Championship	77-76-71=224	+8	t 43
NCAA Central Regional	78-77-74=229	+16	t 65

2008-09

Carpet Capital Collegiate	79-77-72=228	+12	t 71
Ping/Golfweek Preview Invitational	77-71-75=223	+10	t 38
Brickyard Collegiate Championship	69-74-72=215	+5	t 3
Isleworth-UCF Collegiate	76-73-78=227	+11	t 35
UH-Hilo Intercollegiate	76-75-73=224	+8	t 39
Puerto Rico Classic	71-72-72=215	-1	t 21
Southern Highlands Collegiate	78-76-81=235	+19	t 71
United States Collegiate Championship	72-74-70=216	E	t 4
Atlantic Coast Conference Championship	72-74-74=220	+4	t 27
NCAA Central Regional	74-72-71=217	+1	t 11
NCAA Championship	76-74-72=222	+9	t 60

2009-10

Carpet Capital Collegiate	79-69-70=218	+2	t 20
Mason Rudolph Intercollegiate	69-68=137	-5	t 4
Brickyard Collegiate Championship	2 69-70=139	-5	t 2
UNCG Bridgestone Collegiate	68-68-72=208	-8	t 4
Mauna Lani Invitational	74-71-72=217	+1	t 10
Puerto Rico Classic	70-65-70=205	-11	t 4
Southern Highlands Collegiate Masters	76-83-75=234	+18	t 37
Linger Longer Invitational	76-76-73=225	+9	t 30
Wolfpack Intercollegiate	74-75-72=221	+8	t 22
Atlantic Coast Conference Championship	68-74-76=218	+2	t 23
NCAA Southeast Regional	68-73-68=209	-1	t 3
NCAA Championship	71-72-72=215	-1	t 25
NCAA Match Play	Henrik Norlander, Augusta State	L	1-up

2010-11

Carpet Capital Collegiate	72-72-70=214	-2	t 9
Ping/Golfweek Preview	75-70-77=222	+6	t 13
Brickyard Collegiate	75-69-69=213	-3	t 8
United States Collegiate Championship	69-76-70=215	-1	t 7
Western Refining College All-American	71-65-68=204	-9	t 2
Amer Ari Invitational	67-74-69=210	-6	t 14
Puerto Rico Classic	70-72-70=212	-4	t 8
Southern Highlands Collegiate Masters	71-74-79=224	+8	t 25
Yellow Jacket Classic	69-72=141	-3	.3
Atlantic Coast Conference Championship	73-70-66=209	-7	t 3
NCAA East Regional	74-74-73=221	+5	t 17
NCAA Championship	73-72-74=219	+3	t 17
NCAA Match Play	Patrick Reed, Augusta State	L	1-up

CHESSON HADLEY • RALEIGH, N.C.

Career Honors and Statistics

GCAA All-American	2007 (HM), 2008 (2nd), 2010 (HM)
Golfweek All-American	2008 (1st)
All-Atlantic Coast Conference	2008, 2010
ACC Champion	2010
USA Palmer Cup team	2008

Season	Rounds	Strokes	LoRnd	Par/-	Events	T10	W-L	Pct	Avg
2006-07	22	1586	66	12	7	3	460-148	.757	72.09
2007-08	32	2275	65	21	11	5	768-119	.866	71.09
2008-09	27	2002	66	7	9	1	410-317	.564	74.15
2009-10	25	1809	66	14	9	2	599-192	.757	72.36
Totals	106	7672	65	54	36	11	2237-776	.742	72.38

Career Tournament Results

2006-07

UH Hilo Intercollegiate	71-66-68=205	-5	t 18
Puerto Rico Classic	73-72-75=220	+4	t 36
Southern Highlands Collegiate	72-83-74=229	+13	t 45
United States Collegiate Championship	74-79-75=228	+12	t 36
Atlantic Coast Conference Championship	72-72-71=215	-1	t 9
NCAA East Regional	68-75-71=214	-2	t 7
NCAA Championship	72-67-66-70=275	-5	t 4

2007-08

Carpet Capital Collegiate	65-69-74=208	-8	.1
Brickyard Collegiate Championships	70-70-68=208	-8	.6
Isleworth CF Collegiate	72-69-71=212	-4	t 5
Western Refining All-American Classic	70-66-77=213	E	t 16
UH Hilo Invitational	68-66-69=203	-7	t 9
Puerto Rico Classic	66-72-74=212	-4	t 6
Southern Highlands Collegiate	73-71-74=218	+2	t 12
United States Collegiate Championship	75-73-74=222	+6	t 28
Administrative ASU Invitational	72-71=143	-1	t 15
Atlantic Coast Championship	72-71-71=214	-2	t 20
NCAA Central Regional	72-75-75=222	+9	t 12

2008-09

PING/Golfweek Preview Invitational	74-69-74=217	+4	t 17
Brickyard Collegiate Championship	75-80-77=232	+22	t 69
Isleworth-UCF Collegiate	77-73-88=238	+22	t 77
Western Refining College All-American	73-74-69=216	+3	t 16
UH-Hilo Intercollegiate	78-75-75=228	+12	t 56
United States Collegiate Championship	73-75-72=220	+4	t 11
Atlantic Coast Conference Championship	71-70-66=207	-9	t 3
NCAA Central Regional	75-72-77=224	+8	t 30
NCAA Championship	72-72-76=220	+7	t 47

2009-10

Mason Rudolph Intercollegiate	70-72=142	E	t 21
Brickyard Collegiate Championship	77-71=148	+4	t 44
UNCG Bridgestone Collegiate	71-72-69=212	-4	t 12
Southern Highlands Collegiate Masters	74-79-78=231	+15	t 29
Linger Longer Invitational	75-75-69=219	+3	t 13
Wolfpack Intercollegiate	76-76-76=228	+15	t 59
Atlantic Coast Conference Championship	69-66-71=206	-10	.1
NCAA Southeast Regional	73-69-68=210	E	t 8
NCAA Championship	72-72-69=213	-3	t 14
NCAA Match Play	Patrick Reed, Augusta State	L	2-up

ALL-TIME GREATS

PAUL HALEY • DALLAS, TEXAS

Career Honors and Statistics

GCAA All-American	2010 (HM)
All-Atlantic Coast Conference	2011
ACC Champion	2011

Season	Rounds	Strokes	LoRnd	Par/-	Events	T10	W-L	Pct	Avg
2007-08	20	1502	69	6	7	1	328-320	.506	75.10
2009-10	31	2285	68	10	11	2	590-370	.615	73.71
2010-11	35	2554	68	16	12	5	601-301	.666	72.97
Totals	86	6341	68	32	30	8	1519-991	.605	73.73

Career Tournament Results

2007-08

Carpet Capital Collegiate	77-73-70=220	+4	t 23
Brickyard Collegiate Championships	72-71-79=222	+6	t 39
Isleworth CF Collegiate	75-74-78=227	+11	t 66
UH Hilo Invitational	72-69-74=215	+5	t 53
Puerto Rico Classic	80-72-89=241	+25	t 78
United States Collegiate Championship	73-83-76=232	+16	t 61
Yale Men's Spring Open	69-76=145	+5	t 7

2009-10

Carpet Capital Collegiate	72-73-71=216	E	t 14
Mason Rudolph Intercollegiate	73-72=145	+3	t 40
Brickyard Collegiate Championships	77-76=153	+9	t 64
Mauna Lani Invitational	79-78-77=234	+18	t 85
Puerto Rico Classic	70-74-76=220	+4	t 47
Southern Highlands Collegiate Masters	75-81-80=236	+20	t 43
Linger Longer Invitational	77-73-71=221	+5	t 19
Wolfpack Intercollegiate	72-73-74=219	+6	t 15
Atlantic Coast Conference Championship	71-69-70=210	-6	t 4
NCAA Southeast Regional	75-76-68=219	+9	t 41
NCAA Championship	70-69-73=212	-4	t 9
NCAA Match Play	Carter Newman, Augusta State	L	1-up

2010-11

Carpet Capital Collegiate	70-68-75=213	-3	t 7
PING/Golfweek Preview	75-73-73=221	+5	t 10
Brickyard Collegiate	78-77-76=231	+15	t 68
United States Collegiate Championship	71-69-75=215	-1	t 7
Western Refining College All-American	72-73-70=215	+2	t 23
Amer Ari Invitational	72-70-75=217	+1	t 51
Puerto Rico Classic	71-74-72=217	+1	t 23
Southern Highlands Collegiate Masters	77-75-80=232	+16	t 60
Yellow Jacket Classic	71-68=139	-5	t 1
Atlantic Coast Conference Championship	68-68-70=206	-10	t 1
NCAA East Regional	76-76-76=228	+12	t 42
NCAA Championship	71-72-77=220	+4	t 20
NCAA Match Play	Carter Newman, Augusta State	L	2-up

BUNKY HENRY • POMPANO BEACH, FLA.

Career Honors and Statistics

GCAA All-American	1967 (1st)
NCAA Championship runner-up	1967
Georgia Tech Hall of Fame	1984
Georgia Golf Hall of Fame	2008
Southern Amateur champion	1962
Georgia Amateur champion	1964
Canadian Amateur champion	1965
PGA Tour career	1968-81
U.S. Open	1966, 1967, 1969 (9th), 1970, 1972
Masters Tournament	1969, 1970
PGA Championship	1969 (T11)
PGA Champions Tour career	1994-2001

Year	Rounds	Strokes	Low	High	Avg	Record*
1964-65	14	1019	69	82	72.79	8-4-0
1965-66	records not available					
1966-67	23	1674	70	82	72.78	10-3-2

*dual-match record

ALL-TIME GREATS

JIMMY JOHNSTON • KNOXVILLE, TENN.

Career Honors and Statistics

GCAA All-American	1992 (2nd)
All-Atlantic Coast Conference	1992
NCAA East Regional Champion	1992

Season	Rounds	Strokes	LoRnd	Par/-	Events	T10	W-L	Pct	Avg
1990-91	38	2813	69	12	13	5	819-349	.701	74.03
1991-92	37	2679	67	20	12	6	941-133	.876	72.41
Totals	75	5492	67	32	25	11	1760-482	.785	73.23

Career Tournament Results

<u>1990-91</u>		
Carpet Capital Collegiate.....	74-75-78—227.....	t 44
Preview Classic.....	76-71-70—217.....	t 5
Red River Classic.....	79-82-75—236.....	t 70
Southern Intercollegiate.....	72-74-72—218.....	t 6
Palmetto Dunes Collegiate.....	71-72-69—212.....	t 7
PING Arizona Collegiate.....	71-73-80—224.....	t 28
Doral Park National.....	79-74-73—226.....	t 48
Furman Intercollegiate.....	78-76—154.....	t 61
PING American.....	77-74-74—225.....	t 21
Cavalier Classic.....	74-70-72—216.....	t 8
ACC Championship.....	73-69—142.....	t 6
NCAA East Regional.....	72-73-71—216.....	t 13
NCAA Championship.....	73-75-81-71—300.....	t 45
<u>1991-92</u>		
Carpet Capital Collegiate.....	71-75-72—218.....	t 5
Preview Classic.....	73-69-72—214.....	t 11
LSU National Invitational.....	81-78-73—232.....	t 28
Palmetto Dunes Collegiate.....	72-73-74—219.....	t 13
National Collegiate.....	73-68-70—211.....	2
Furman Intercollegiate.....	76-79-71—226.....	t 35
Golf Digest Collegiate.....	74-75-72—221.....	t 13
PING American.....	69-74-73—216.....	t 6
Cavalier Classic.....	74-71-69—214.....	3
ACC Championship.....	67-72-70—209.....	2
NCAA East Regional.....	72-67-70—209.....	1
NCAA Championship.....	73-76-70-71—290.....	t 26

MATT KUCHAR • LAKE MARY, FLA.

Career Honors and Statistics

U.S. Amateur Champion	1997
First-team All-American	1997 (3rd), 1998 (1st), 2000 (1st)
Fred Haskins Player of the Year	1998
Dave Williams Award	2000
All-Atlantic Coast Conference	1997, 1998, 1999, 2000
ACC Player of the Year	1998
ACC Rookie of the Year	1997
NCAA East Regional Champion	1998
Walker Cup	1999
Palmer Cup	1998, 1999
World Amateur Team	1998
ACC Academic Honor Roll	1997, 2000
Georgia Tech Hall of Fame	2010

Season	Rounds	Strokes	LoRnd	Par/-	Events	T10	W-L	Pct	Avg
1996-97	40	2900	67	22	14	6	917-168	.845	72.50
1997-98	35	2478	64	24	12	9	1028-114	.900	70.80
1998-99	29	2137	69	10	10	2	605-315	.658	73.69
1999-00	34	2402	67	25	11	8	862-76	.919	70.65
Totals	138	9917	64	81	47	25	3412-673	.835	71.86

Career Tournament Results

1996-97		
William H. Tucker Invitational.....	72-74-69—215.....	t 20
Keswick Club Cavalier Classic.....	75-75-73—223.....	t 40
Tennessee Tournament of Champions.....	70-67-69—206.....	1
Taylor Made Red River Classic.....	72-68-72—212.....	t 19
Duke Golf Classic.....	75-74-76—225.....	t 18
Country Club of Louisiana Intercollegiate.....	71-72-77—220.....	t 19
PING Arizona Intercollegiate.....	72-72-72—216.....	t 9
Puerto Rico Golf Classic.....	76-74-69—219.....	t 15
Furman Intercollegiate.....	69-70-70—209.....	1
Carpet Capital Collegiate.....	72-75-72—219.....	t 10
ACC Championships.....	76-70-70—216.....	2
Liberty University Golf Classic.....	76-75—151.....	t 21
NCAA East Regional.....	68-74-74—216.....	t 6
NCAA Championship.....	77-76—153.....	mc
1997-98		
William H. Tucker Invitational.....	69-71—140.....	t 5
Tennessee Tournament of Champions.....	69-74-75—218.....	t 21
Duke Golf Classic.....	80-73—153.....	t 38
Country Club of Louisiana Intercollegiate.....	72-74-72—218.....	t 8
Nelson Stanford Invitational.....	71-70-70—211.....	t 2
PING Arizona Intercollegiate.....	74-66-72—212.....	t 5
Waikoloa Intercollegiate.....	74-75-70—219.....	t 31
Puerto Rico Golf Classic.....	68-70-70—208.....	1
Carpet Capital Collegiate.....	68-73-73—214.....	t 4
ACC Championships.....	70-71-66—207.....	3
NCAA East Regional.....	64-69-69—202.....	1
NCAA Championship.....	69-67-70-70—276.....	t 7
1998-99		
Ridges Invitational.....	71-75-69—215.....	t 14
PING/Golfweek Preview Invitational.....	78-73-75—226.....	t 26
Golfworld Palmetto Dunes Invitational.....	75-75-76—226.....	t 54
Waikoloa Intercollegiate.....	71-74-76—221.....	t 1
Puerto Rico Challenge.....	69-71-74—214.....	t 20
Golf Digest Intercollegiate.....	75-76-75—226.....	t 47
Carpet Capital Collegiate.....	72-70-79—221.....	t 29
ACC Championship.....	75-74-71—220.....	t 12
NCAA East Regional.....	70-69-70—209.....	2
NCAA Championship.....	83-76—159.....	t 120
1999-2000		
PING/Golfweek Preview Invitational.....	72-73-71—216.....	t 14
Carpet Capital Collegiate.....	69-72-72—213.....	t 8
Golfworld Palmetto Dune Invitational.....	69-69-69—207.....	t 7
Savane College All-America Classic.....	69-67-72—214.....	1
Waikoloa Intercollegiate.....	68-69-71—208.....	t 1
San Juan Shootout.....	73-68-71—212.....	t 4
Las Vegas Intercollegiate.....	70-74-67—211.....	t 7
U.S. Collegiate Championship.....	73-71-67—211.....	t 7
ACC Championship.....	71-73-69—213.....	t 4
NCAA East Regional.....	74-73-73—220.....	t 14
NCAA Championship.....	67-70-72-74—283.....	t 20

ALL-TIME GREATS

KEVIN LARSEN • SANTA BARBARA, CALIF.

Career Honors and Statistics

GCAA All-American	2006 (3rd)
GCAA All-America Scholar	2006, 2007
All-Atlantic Coast Conference	2006
Academic All-ACC	2006, 2007

Season	Rounds	Strokes	LoRnd	Par/-	Events	T10	W-L	Pct	Avg
2003-04	36	2671	67	12	12	1	533-510	.511	74.19
2004-05	28	2094	69	6	9	1	436-428	.505	74.79
2005-06	36	2605	66	18	12	5	727-206	.779	72.36
2006-07	34	2500	67	13	11	-	405-452	.473	73.53
Totals	134	9870	66	49	44	7	2101-1596	.568	73.66

Career Tournament Results

2003-04	
PING/Golfweek Preview Invitational	77-71=148.....+8.....t 38
Carpet Capital Collegiate	73-70-72=215.....-1.....t 12
Jerry Pate National Intercollegiate	68-73-67=208.....-5.....t 17
Gary Koch/Cleveland Golf Intercollegiate	67-70-76=213.....-3.....t 9
TaylorMade/Waikoloa Intercollegiate	70-73-69=212.....-4.....t 14
Puerto Rico Classic	71-74-74=219.....+3.....t 24
Southern Highlands Collegiate	74-79-80=233.....+17.....70
Western Intercollegiate	77-78-78=233.....+23.....t 74
Atlanta Intercollegiate	76-76-71=223.....+7.....40
Atlantic Coast Conference Championship	75-78-72=225.....+9.....37
NCAA East Regional	80-80-74=234.....+24.....t111
NCAA Championship	82-69-78-79=308.....+28.....t 76
2004-05	
Carpet Capital Collegiate	76-74-70=220.....+4.....t 6
TaylorMade/Waikoloa Intercollegiate	69-71-72=212.....-4.....t 54
Puerto Rico Classic	71-75-77=223.....+7.....t 43
Southern Highlands Collegiate Championship	79-71-74=224.....+8.....t 35
Oregon Duck Invitational	74-77-75=226.....+10.....t 55
Hooties at Bulls Bay Intercollegiate	82-81-76=239.....+23.....t 71
Atlantic Coast Conference Championship	78-73-75=226.....+10.....t 24
NCAA East Regional	72-75-75=222.....+9.....t 82
NCAA Championship	77-74-74-77=302.....+22.....t 67
2005-06	
PING/Golfweek Preview Invitational	71-71-71=213.....-3.....t 9
Jerry Pate National Intercollegiate	67-72-69=208.....-5.....t 7
Isleworth-UCF Collegiate Invitational	71-73-74=218.....+2.....t 3
Carpet Capital Collegiate	73-66-72=211.....-5.....5
UH Hilo Intercollegiate	67-70-68=205.....-8.....4
Puerto Rico Classic	73-76-76=225.....+9.....t 59
Southern Highlands Collegiate	72-78-81=231.....+15.....t 36
Morris Williams Intercollegiate	73-74-74=221.....+5.....t 36
The United States Intercollegiate	78-72-74=224.....+8.....t 31
Atlantic Coast Conference Championship	73-67-72=212.....-4.....t 12
NCAA Central Regional	69-78-70=217.....+4.....t 15
NCAA Championship	76-71-73-0=220.....+4.....*
*through 54 holes (Tech missed cut)	
2006-07	
Carpet Capital Collegiate	69-72-78=219.....+3.....t 44
Olympia Fields/Fighting Illini Invitational	71-75-75=221.....+5.....t 20
PING/Golfweek Preview Invitational	75-76-67=218.....+8.....t 44
Western Refining College All-America	72-69-71=212.....-1.....t 17
UH Hilo Intercollegiate	71-69-73=213.....+3.....t 59
Puerto Rico Classic	75-75-71=221.....+5.....t 39
Southern Highlands Collegiate	71-84-78=233.....+17.....t 63
United States Collegiate Championship	72-77-77=226.....+10.....t 24
Atlantic Coast Conference Championship	74-72-72=218.....+2.....t 19
NCAA East Regional	74-76-76=226.....+10.....t 66
NCAA Championship	75-70-74-74=293.....+13.....t 68
+played as an individual	

TROY MATTESON • AUSTIN, TEXAS

Career Honors and Statistics

NCAA Champion	2002
GCAA All-American	2001 (3rd), 2002 (1st), 2003 (1st)
All-Atlantic Coast Conference	2001, 2002, 2003
Arnold Palmer Award	2002
Byron Nelson Award	2003
GCAA All-America Scholar	2002, 2003
ACC Academic Honor Roll	1999, 2000, 2001
Georgia Tech Hall of Fame	2013

Season	Rounds	Strokes	LoRnd	Par/-	Events	T10	W-L	Pct	Avg
1999-00	33	2399	64	14	11	1	713-291	.710	72.70
2000-01	33	2391	64	15	11	2	739-236	.758	72.45
2001-02	37	2642	65	21	12	7	852-168	.835	71.41
2002-03	36	2564	64	21	12	6	983-138	.877	71.22
Totals	139	9996	64	71	46	16	3287-833	.798	71.91

Career Tournament Results

1999-2000	
PING/Golfweek Preview Invitational	72-75-73=220.....t 26
Carpet Capital Collegiate	70-76-70=216.....t 17
Iron Duke Golf Classic	74-75=149.....t 15
Golf World Palmetto Dunes Invitational	76-68-75=219.....t 55
Waikoloa Intercollegiate	74-71-77=222.....t 39
San Juan Shoot Out	75-71-74=220.....t 29
Las Vegas Intercollegiate	67-72-74=213.....t 17
U.S. Collegiate Championship	75-64-70=209.....t 5
ACC Championship	72-73-73=218.....t 13
NCAA East Regional	81-75-72=228.....t 56
NCAA Championship	73-71-72-69=285.....t 30
2000-01	
Carpet Capital Collegiate	73-70-79=222.....t 23
Jerry Pate Intercollegiate	76-64-72=212.....t 15
Golf World Invitational	70-68-75=213.....t 28
Taylor Made/Waikoloa Intercollegiate	75-78-72=225.....t 13
Puerto Rico Classic	75-71-73=219.....t 15
Las Vegas Intercollegiate	72-72-66=210.....2
Morris Williams Intercollegiate	75-75=150.....t 37
Ford U.S. Collegiate Championship	74-72-73=219.....t 20
ACC Championship	70-74-71=215.....t 10
NCAA East Regional	73-69-73=215.....t 49
NCAA Championship	74-76-69-70=289.....t 27
2001-02	
PING/Golfweek Preview Invitational	75-72-72=219.....+6.....t 19
Carpet Capital Collegiate	68-69-76=213.....-3.....t 3
Jerry Pate National Intercollegiate	70-69-74=213.....E.....t 7
Long Cove Invitational	76-68-67=211.....-2.....t 2
Savane College All-American Classic	70-75-70=215.....+2.....t 17
TaylorMade/Waikoloa Intercollegiate	67-70-73=210.....-6.....1
Puerto Rico Classic	69-65-71=205.....-11.....1
Callaway Golf Las Vegas Collegiate	70-69-69=208.....-8.....t 1
PING/US Collegiate Championships	74-75-78=227.....+11.....t 45
Atlantic Coast Conference Championship	69-77-72=218.....+2.....t 23
NCAA East Regional	73-76-78=227.....+11.....t 60
NCAA Championships	73-66-70-67=276.....-8.....1
2002-03	
Carpet Capital Collegiate	72-64-69=205.....-11.....t 1
PING/Golfweek Preview	73-76-72=221.....+5.....t 10
Jerry Pate National Intercollegiate	71-69=140.....-2.....t 12
Nelson Invitational	71-72-73=216.....+3.....t 23
TaylorMade/Waikoloa Intercollegiate	73-69-69=211.....-3.....t 11
Puerto Rico Classic	73-71-70=214.....-2.....t 3
Toyota Collegiate Championship	71-73-72=216.....E.....t 22
Morris Williams Intercollegiate	73-74-68=215.....-1.....t 17
Cleveland Golf/Augusta State Invit.	71-68-68=207.....-9.....t 8
Atlantic Coast Conference Championship	74-67-73=214.....-2.....t 3
NCAA East Regional	68-67-66=201.....-15.....1
NCAA Championship	78-74-77-75=304.....+16.....t 39

ALL-TIME GREATS

BILL McDONALD • DALTON, GA.

Career Honors and Statistics

GCAA All-American	1985 (HM), 1988 (HM)
All-Atlantic Coast Conference	1985
Georgia Tech Hall of Fame	1995

Season	Rounds	Strokes	LoRnd	Par/-	Events	T10	W-L	Pct	Avg
1984-85	37	2707	67	13	12	6	865-122	.876	73.16
1985-86	32	2392	68	9	11	3	702-396	.639	74.75
1986-87	17	1251	68	6	6	2	497-140	.780	73.59
1987-88	36	2650	68	16	12	2	813-127	.865	73.61
Totals	122	9000	67	44	41	13	2877-785	.786	73.77

Career Tournament Results

1984-85

McGregor Invitational	76-75-76=227	+11	n/a
John Ryan Memorial	67-69-72=208	-5	1st
Dixie Intercollegiate	77-72-70=219	+3	t10th
Gator Bowl Invitational	74-72-75=221	+7	1st
Tampa Winter Collegiate Invitational	80-71-74=225	+9	16th
Florida Southern/ImperialLakes Classic	73-73-78=224	+8	n/a
Iron Duke Classic	73-68-71=212	-1	1st
Furman Intercollegiate	71-80-76=227	+11	n/a
Atlantic Coast Conference Championship	68-69-73=210	-6	3rd
Chris Schenkel Intercollegiate	76-69-73=218	+2	t36th
Southern Intercollegiate Championship	76-68-71=215	-1	19th
NCAA Championship	74-76-76-75=301	+13	t54th

1985-86

Honda Fall Collegiate	72-78-74=224	+8	n/a
Grandfather Mountain Invitational	83-78-81=242	+26	t70th
John Ryan Memorial	80-75=155	+13	t90th
Miami/Doral Park National Collegiate	74-74-80=228	+12	t22nd
ImperialLakes Classic	72-74-74=220	+4	t24th
Iron Duke Classic	69-68-71=208	-5	1st
Furman Intercollegiate	77-68-77=222	+6	t29th
Atlantic Coast Conference Championship	73-72-71=216	-1	t6th
Chris Schenkel Intercollegiate	75-73-73=221	+5	t52nd
NCAA Championship	80-79-75-76=310	+22	t109th

1986-87

John Ryan Memorial	72-78=150	+8	t21st
Furman Intercollegiate	72-76=148	+4	t8th
Atlantic Coast Conference Championship	72-70-74=216	-1	t6th
Chris Schenkel Intercollegiate	73-71-71=215	-1	t12th
Oak Tree Intercollegiate	75-68-76=219	+9	t40th
NCAA Championship	75-76-75-77=303	+15	t59th

1987-88

Guilford Invitational	75-73=148	+4	t10th
Southwestern Intercollegiate	76-76-77=229	+13	n/a
Southern Intercollegiate Fall Classic	78-70-72=220	+4	t14th
Golf World/Palmetto Dunes Collegiate	71-77-72=220	+4	n/a
Bill Bell Memorial Classic	76-71-74=221	+5	t13th
Miami/Doral Park National Collegiate	69-77-78=224	+8	t16th
Florida Southern ImperialLakes Classic	72-71-70=213	-3	t13th
Iron Duke Classic	71-77-78=226	+10	t20th
Furman Intercollegiate	77-71-72=220	+4	t13th
Atlantic Coast Conference Championship	73-77-75=225	+15	t13th
Chris Schenkel Invitational	74-71-72=217	+1	t23rd
NCAA Championship	77-68-69-73=287	+3	t2nd

BOB McDONNELL • ORMOND BEACH, FLA.

Career Honors and Statistics

GCAA All-American	1985 (3rd)
All-Atlantic Coast Conference	1985
ACC Champion	1985
ACC Academic Honor Roll	1984
Georgia Tech Hall of Fame	1993

Season	Rounds	Strokes	LoRnd	Par/-	Events	T10	W-L	Pct	Avg
1982-83	18	1334	68	5	6	2	442-126	.778	74.11
1983-84	30	2231	67	8	10	3	390-190	.672	74.37
1984-85	40	2929	67	16	13	3	843-153	.846	73.23
1985-86	32	2352	70	13	11	3	851-217	.797	73.50
Totals	120	8846	67	42	40	11	2526-686	.786	73.72

Career Tournament Results

1982-83

Gator Invitational	71-74-76=221	t 54
Seminole Invitational	72-76-75=223	t 13
Central Florida Intercollegiate	73-72-77-73=295	3
Junior-Senior Championship	68-76=144	t 7
Tar Heel Invitational	79-70-74=223	t 28
ACC Championship	79-74-75=228	t 27

1983-84

Hall of Fame Invitational	75-72-73=220	5
Gator Invitational	67-72-67=206	3
ImperialLakes Classic	77-76-69=222	t 50
Iron Duke Classic	79-77-73=229	n/a
Furman Invitational	77-77-73=227	n/a
Tar Heel Invitational	73-77-72=222	24
ACC Championship	68-76-80=224	7
Chris Schenkel Intercollegiate	75-80-71=226	t 58
Southern Intercollegiate	73-76-75=224	t 50

1984-85

Forest Hills Invitational	75-76-74=225	t 19
McGregor Intercollegiate	79-72-75=226	n/a
John Ryan Memorial	74-72-70=216	t 13
Dixie Intercollegiate	72-75-74=221	t 10
Gator Bowl Invitational	69-81-80=230	n/a
Hall of Fame Invitational	82-74-74=230	n/a
Hilton Head Invitational	72-77-74=223	11
ImperialLakes Classic	69-74-70=213	n/a
Iron Duke Classic	72-74-73=219	t 14
Furman Invitational	74-76-70=220	t 7
ACC Championship	68-69-68=205	1
Chris Schenkel Intercollegiate	72-71-70=213	t 18
Southern Intercollegiate	70-67-69=206	1
NCAA Championship	77-73-77-78=305	t 74

1985-86

Honda Fall Collegiate	75-71-75=221	t 16
Grandfather Mountain Invitational	80-78-82=240	n/a
John Ryan Memorial	74-73=147	n/a
Miami National Collegiate	71-70-70=211	1
Hilton Head Intercollegiate	72-73=145	2
ImperialLakes Classic	74-72-71=218	t 15
Iron Duke Classic	73-71-78=222	n/a
Furman Invitational	73-74-71=218	n/a
ACC Championship	74-72-72=218	10
Chris Schenkel Intercollegiate	74-74-70=218	n/a
NCAA Championship	77-72-74-71=294	t 38

ALL-TIME GREATS

KRIS MIKKELSEN • WOODSTOCK, GA.

Career Honors and Statistics

GCAA All-American	2001 (HM), 2002 (2nd)
All-Atlantic Coast Conference	2002
GCAA All-America Scholar	2001, 2002
ACC Academic Honor Roll	1999, 2000, 2001, 2002
U.S.-Japan Matches	2002

Season	Rounds	Strokes	LoRnd	Par/-	Events	T10	W-L	Pct	Avg
1998-99	21	1538	68	12	7	2	430-172	.714	73.24
1999-00	8	583	69	4	3	1	179-57	.758	72.88
2000-01	35	2574	66	15	12	4	647-407	.614	73.54
2001-02	37	2668	67	17	12	6	840-180	.824	72.11
Totals	101	7363	66	48	34	13	2096-816	.720	72.90

Career Tournament Results

1998-99									
Red River Classic.....							75-72-70—217.....	t 44	
Duke Golf Classic.....							75-72-76—223.....	t 33	
Golf World Palmetto Dunes Invitational.....							72-70-70—212.....	t 2	
Waikoloa Intercollegiate.....							70-85-75—230.....	t 21	
Puerto Rico Classic.....							70-70-68—208.....	5	
Golf Digest Intercollegiate.....							76-69-71—216.....	t 12	
Chris Schenkel Invitational.....							79-78-75—232.....	t 162	
1999-2000									
Carpet Capital Collegiate.....							72-72-73—217.....	t 21	
Iron Duke Golf Classic.....							78-74—152.....	t 31	
San Juan Shoot Out.....							72-73-69—214.....	t 8	
2000-01									
PING/Golfweek Preview Invitational.....							79-79—158.....	t 71	
Carpet Capital Collegiate.....							73-70-79—222.....	t 23	
Jerry Pate Intercollegiate.....							74-74-72—220.....	t 33	
Golf World Invitational.....							70-68-74—212.....	t 24	
Taylor Made/Waikoloa Intercollegiate.....							87-81-75—243.....	t 96	
Puerto Rico Classic.....							80-72-70—222.....	t 28	
Las Vegas Intercollegiate.....							74-69-70—213.....	t 6	
Morris Williams Intercollegiate.....							70-73—143.....	t 9	
U.S. Collegiate Championship.....							73-74-79—226.....	44	
ACC Championship.....							69-73-71—213.....	6	
NCAA East Regional.....							72-72-74—221.....	t 75	
NCAA Championship.....							66-72-72-71—281.....	t 4	
2001-02									
PING/Golfweek Preview Invitational.....							73-74-77—224.....	+11.....	t 43
Carpet Capital Collegiate.....							72-70-75—217.....	+1.....	t 11
Jerry Pate National Intercollegiate.....							69-72-73—214.....	+1.....	t 10
Long Cove Invitational.....							76-68-70—214.....	+1.....	t 9
Savane College All-American Classic.....							69-73-73—215.....	+2.....	t 17
TaylorMade/Waikoloa Intercollegiate.....							71-72-74—217.....	+1.....	t 9
Puerto Rico Classic.....							67-73-73—213.....	-3.....	t 7
Callaway Golf Las Vegas Collegiate.....							71-74-71—216.....	E.....	t 10
PING/US Collegiate Championships.....							72-74-74—220.....	+4.....	t 16
Atlantic Coast Conference Championship.....							67-74-70—211.....	-5.....	t 9
NCAA East Regional.....							73-74-74—221.....	+5.....	t 18
NCAA Championship.....							70-74-71-71—286.....	+2.....	t 33

BRYCE MOLDER • CONWAY, ARK.

Career Honors and Statistics

GCAA All-American	1998 (1st), 1999 (1st), 2000 (1st), 2001 (1st)
Fred Haskins Player of the Year	2001
Jack Nicklaus Player of the Year	1998, 2001
Golfweek Collegiate Player of the Year	2001
Dave Williams Award Recipient	2001
All-Atlantic Coast Conference	1998, 1999, 2000, 2001
ACC Player of the Year	1999, 2000, 2001
ACC Rookie of the Year	1998
ACC Champion	2000
Academic All-America Team Member of Year	2001
Academic All-American	1999, 2000, 2001
GCAA All-America Scholar	2000, 2001
World Amateur Medalist	2000
U.S. Walker Cup Team	1999, 2001
U.S. Palmer Cup Team	1999, 2001
NCAA Today's Top VIII Award	2001
Set all-time NCAA season (69.43, since broken)	2001
Set career (70.69) scoring average record	2001
Tied NCAA single-round scoring record of 60	2001
Georgia Tech Hall of Fame	2011

Season	Rounds	Strokes	LoRnd	Par/-	Events	T10	W-L	Pct	Avg
1997-98	38	2696	66	25	13	9	1089-112	.907	70.95
1998-99	38	2720	65	24	13	10	1007-149	.871	71.58
1999-00	36	2546	66	28	12	7	924-103	.900	70.72
2000-01	35	2430	60	29	12	11	1023-31	.971	69.43
Totals	147	10392	60	106	50	37	4043-395	.911	70.69

Career Tournament Results

1997-98									
William H. Tucker Invitational.....							70-69—139.....	t 3	
Tennessee Tournament of Champions.....							76-72-74—222.....	t 37	
Duke Golf Classic.....							72-71—143.....	3	
Country Club of Louisiana Intercollegiate.....							67-70-73—210.....	2	
Nelson Stanford Invitational.....							74-72-71—217.....	t 12	
PING Arizona Intercollegiate.....							69-77-68—214.....	t 7	
Waikoloa Intercollegiate.....							73-69-75—217.....	t 18	
Puerto Rico Golf Classic.....							71-77-78—226.....	t 27	
Cuscowilla Intercollegiate.....							72-67-68—208.....	t 2	
Carpet Capital Collegiate.....							74-69-69—212.....	t 1	
Atlantic Coast Conference Championship.....							70-71-68—209.....	t 5	
NCAA East Regional.....							73-67-66—206.....	2	
NCAA Championship.....							68-68-68-69—273.....	6	
1998-99									
Ridges Invitational.....							71-70-69—210.....	t 13	
PING/Golfweek Preview Invitational.....							80-76-75—231.....	t 42	
Taylor Made Red River Classic.....							71-67-67—205.....	t 2	
Duke Golf Classic.....							76-70-69—215.....	9	
Golf World Palmetto Dunes Invitational.....							69-67-76—212.....	t 2	
Waikoloa Intercollegiate.....							65-79-80—224.....	t 5	
Puerto Rico Classic.....							74-67-69—210.....	7	
Golf Digest Intercollegiate.....							70-69-69—208.....	t 1	
Chris Schenkel Invitational.....							70-72-78—220.....	t 15	
Carpet Capital Collegiate.....							66-71-67—204.....	1	
Atlantic Coast Conference Championship.....							73-71-73—217.....	t 17	
NCAA East Regional.....							69-74-67—210.....	t 3	
NCAA Championship.....							77-77—154.....	t 65	
1999-2000									
PING/Golfweek Preview Invitational.....							73-74-69—216.....	t 14	
Carpet Capital Collegiate.....							68-68-68—204.....	1	
Iron Duke Golf Classic.....							70-74—144.....	t 2	
Golf World/Palmetto Dunes Invitational.....							70-69-72—211.....	t 18	
Savane College All-America Classic.....							72-72-70—214.....	7	
Waikoloa Intercollegiate.....							66-69-73—208.....	t 1	
San Juan Shoot Out.....							67-70-77—214.....	t 18	
Las Vegas Intercollegiate.....							68-73-72—213.....	t 17	
U.S. Collegiate Championship.....							71-71-70—212.....	t 10	
Atlantic Coast Conference Championship.....							72-67-67—206.....	1	
NCAA East Regional.....							71-75-76—222.....	t 21	
NCAA Championship.....							69-72-71-70—282.....	t 15	
2000-01									
PING/Golfweek Preview Invitational.....							68-72—140.....	1	
Carpet Capital Collegiate.....							70-68-73—211.....	2	
Jerry Pate Intercollegiate.....							67-62-67—196\$.....	1	
Golf World Invitational.....							69-67-60—196\$#.....	2	
Taylor Made/Waikoloa Intercollegiate.....							76-82-67—225.....	t 13	
Puerto Rico Classic.....							71-71-70—212.....	3	
Las Vegas Intercollegiate.....							75-69-68—212.....	t 4	
Morris Williams Intercollegiate.....							67-68—135.....	1	
U.S. Collegiate Championship.....							72-78-71—211.....	t 4	
Atlantic Coast Conference Championship.....							69-70-66—205%.....	2	
NCAA East Regional.....							68-69-66—203.....	2	
NCAA Championships.....							73-72-66-73—284.....	t 8	

*School record for 72-hole tournament

\$Lowest 54-hole tournament in school history

#NCAA-tying and school-record round

%Tied Lowest 54-hole ACC Championship score in school history

ALL-TIME GREATS

SETH REEVES • DULUTH, GA.

Career Honors and Statistics

GCAA All-American	2013 (HM), 2014 (2nd)
Golfweek All-American	2014 (2nd)
All-Atlantic Coast Conference	2014
GCAA All-America Scholar	2014
Academic All-ACC	2013, 2014

Season	Rounds	Strokes	LoRnd	Par/-	Events	T10	W-L	Pct	Avg
2010-11	9	662	66	4	3	1	157-81	.660	73.56
2011-12	21	1520	65	13	7	2	426-180	.703	72.38
2012-13	29	2132	66	12	14	1	522-326	.616	73.52
2013-14	36	2547	66	21	15	6	897-132	.872	70.75
Totals	95	6861	65	50	39	10	2002-719	.736	72.22

Career Tournament Results

2010-11

Brickyard Collegiate	70-74-72=216	E	t16
United States Collegiate Championship	77-77-79=233	+17	t67
Grub Mart Collegiate	76-71-66=213	-3	t1

2011-12

Carpet Capital Collegiate	74-83-65=222	+6	t33
Golfweek Conference Challenge	71-86-73=230	+14	t56
Brickyard Collegiate	65-74-70=209	-7	t2
United States Collegiate Championship	71-69-79=219	+3	t26
Amer Ari Invitational	69-73-71=213	-3	t23
Seminole Intercollegiate	70-70-68=208	-5	t6
Barona Collegiate Cup	71-76-72=219	+3	t41

2012-13

Carpet Capital Collegiate	82-80-74=236	+20	t76
PING/Golfweek Preview Invitational	73-71-66=210	E	t12
Brickyard Collegiate	71-74-76=221	+5	t35
United States Collegiate Championship	71-76-72=219	+3	t13
Puerto Rico Classic	69-72-76=217	+1	t28
Southern Highlands Collegiate Masters	72-72-76=220	+4	t19
Linger Longer Invitational	75-73=148	+4	t32
Gary Koch Invitational	74-77-79=230	+14	t58
NCAA Tallahassee Regional	75-71-79=225	+9	t60
NCAA Championship (stroke play)	69-69-68=206	-4	t13
NCAA Championship (match play)	lost to Carl Johnson (UNLV), 4 & 3		
NCAA Championship (match play)	lost to Justin Thomas (Alabama), 3 & 1		

2013-14

Carpet Capital Collegiate	74-74-67=215	-1	t11
Tar Heel Intercollegiate	69-69-70=208	-8	t1
Brickyard Collegiate	70-68-69=207	-9	t1
United States Collegiate Championship	73-75-73=221	+5	t39
Amer Ari Invitational	74-66-67=207	-9	t16
Puerto Rico Classic	69-75-68=212	-4	t16
Southern Highlands Collegiate Masters	78-73-75=226	+10	t26
Valspar Invitational at Floridian	68-71-73=212	-1	t15
Robert Kepler Invitational	70-72-72=214	+1	t3
Atlantic Coast Conference Championship	74-69-69=212	-4	t7
NCAA Raleigh Regional	69-69-69=207	-6	t3
NCAA Championship (stroke play)	66-72-68=206	-4	t6
NCAA Championship (match play)	lost to Jordan Niebrugge (Oklahoma State), 2 & 1		

CHARLIE RYMER • FORT MILL, S.C.

Career Honors and Statistics

GCAA All-American	1988 (3rd), 1989 (HM)
All-Atlantic Coast Conference	1988, 1989
Georgia Tech Hall of Fame	2000

Season	Rounds	Strokes	LoRnd	Par/-	Events	T10	W-L	Pct	Avg
1986-87	32	2377	68	11	11	4	767-314	.710	74.28
1987-88	36	2645	67	14	12	4	858-157	.845	73.47
1988-89	38	2794	66	14	13	5	726-269	.730	73.53
1989-90	40	2958	66	13	13	3	909-321	.739	73.95
Totals	146	10774	66	52	49	16	3260-1061	.754	73.79

Career Tournament Results

1986-87

USA-Japan Friendship	70-72-74=216	t7
John Ryan Memorial	69-71=140	t2
Dixie Intercollegiate	75-71-72=218	t5
Palmetto Dunes Collegiate	74-76-76=226	t44
Doral Park Invitational	73-76-83=232	t37
Iron Duke Classic	72-77-75=224	t24
Furman Invitational	68-74=142	t1
Atlantic Coast Conference Championship	71-76-73=220	t20
Chris Schenkel Invitational	72-72-76=220	t37
Oak Tree Collegiate	73-75-83=231	t65
NCAA Championship	74-82-74-78=308	t91

1987-88

Guilford Invitational	75-76=151	t23
Southwestern Intercollegiate	73-76-70=219	t18
Southern Intercollegiate	73-75-79=227	t26
Golf World-Palmetto Dunes Collegiate	72-73-80=225	t3
Bill Bell Memorial	71-73-67=211	t3
Doral Park Collegiate	67-72-77=216	t2
Imperial Lakes Classic	69-69-68=206	t1
Iron Duke Classic	71-72-75=218	t5
Furman Invitational	84-74-73=231	t47
Atlantic Coast Conference Championship	72-77-80=229	t19
Chris Schenkel Invitational	75-72-70=217	t23
NCAA Championship	74-74-76-71=295	t26

1988-89

Tennessee Tournament of Champions	69-73-71=213	t1
Red River Classic	73-78-72=223	t33
Southern Intercollegiate	74-74-69=215	t1
Golf World-Palmetto Dunes	72-81-76=229	t75
Arizona Intercollegiate	74-77-80=231	t39
Doral Park Collegiate	84-74-75=233	t62
Imperial Lakes Classic	74-67-75=216	t27
Wofford Invitational	76-66-72=214	t2
Furman Intercollegiate	77-75-70=222	t17
Atlantic Coast Conference Championship	71-72-76=219	t15
Chris Schenkel Invitational	70-71-75=216	t16
NCAA East Regional	73-73-71=217	t3
NCAA Championship	76-70=146	t35

1989-90

U.S.-Japan Friendship	77-75-69=221	t7
Carpet Capital Collegiate	79-73-74=226	t16
Southern Intercollegiate	69-70-69=208	t1
Golf World-Palmetto Dunes Collegiate	79-79-72=230	t60
PING Arizona Intercollegiate	70-73-72=215	t15
Doral Park Collegiate	79-76-73=228	t25
Imperial Lakes Classic	75-68-75=218	t32
Furman Intercollegiate	74-74-79=227	t43
The American at MacGregor Downs	66-80-74=220	t12
Atlantic Coast Conference Championship	83-70-75=228	t24
Cavalier Classic	74-74-77=225	t22
NCAA East Regional	70-71-72=213	t9
NCAA Championship	73-76-77-73=299	t68

ALL-TIME GREATS

OLLIE SCHNIEDERJANS • POWDER SPRINGS, GA.

Career Honors and Statistics

GCAA All-American	2013 (3rd), 2014 (1st), 2015 (1st)
Golfweek All-American	2013 (3rd), 2014 (1st), 2015 (1st)
ACC Player of the Year	2014, 2015
All-Atlantic Coast Conference	2013, 2014, 2015
ACC Scholar-Athlete of the Year	2014
GCAA All-America Scholar	2014, 2015
Academic All-ACC	2012, 2013, 2014, 2015
U.S. Palmer Cup team member	2014, 2015
Mark H McCormack Medal recipient	2014

Season	Rounds	Strokes	LoRnd	Par/-	Events	T10	W-L	Pct	Avg
2011-12	33	2402	66	14	11	2	607-278	.686	72.79
2012-13	35	2496	66	21	16	6	841-176	.827	71.31
2013-14	39	2711	65	32	16	10	982-67	.936	69.51
2014-15	37	2609	64	25	12	9	805-145	.847	70.51
Totals	144	10218	64	92	55	27	3235-666	.829	70.96

Career Tournament Results

2011-12									
Carpet Capital Collegiate	70-77-67=214	-2	t11						
Golfweek Conference Challenge	76-82-79=237	+21	t70						
Brickyard Collegiate	70-71-73=214	-2	t16						
United States Collegiate Championship	77-69-73=219	+3	t26						
Amer Ari Invitational	73-75-69=217	+1	t43						
Puerto Rico Classic	72-74-75=221	+5	t37						
Seminole Intercollegiate	73-72-68=213	E	t20						
Barona Collegiate Cup	73-73-68=214	-2	t22						
Gary Koch Invitational	76-75-72=223	+7	t32						
Atlantic Coast Conference Championship	66-73-72=211	-5	t7						
NCAA Norman Regional	72-69-78=219	+3	t15						
2012-13									
Carpet Capital Collegiate	74-73-72=219	+3	t19						
PING/Golfweek Preview Invitational	73-71-70=214	+4	t22						
Brickyard Collegiate	73-71-67=211	-5	t5						
United States Collegiate Championship	70-76-71=217	+1	t7						
Amer Ari Invitational	75-72-69=216	E	t34						
Puerto Rico Classic	71-69-66=206	-10	t2						
Southern Highlands Collegiate Masters	74-74-76=224	+8	t36						
Linger Longer Invitational	74-69=143	-1	t10						
Gary Koch Invitational	69-73-74=216	E	t16						
Atlantic Coast Conference Championship	69-67-77=213	-3	t10						
NCAA Tallahassee Regional	70-71-71=212	-4	t19						
NCAA Championship (stroke play)	67-68-70=205	-5	t8						
NCAA Championship (match play)	def. Kevin Penner (UNLV), 1-up (19 holes)								
NCAA Championship (match play)	lost to Cory Whitsett (Alabama), 3 & 2								
2013-14									
Carpet Capital Collegiate	67-67-73=207	-9	t1						
Tar Heel Intercollegiate	71-72-70=213	-3	t3						
Brickyard Collegiate	67-69-72=208	-8	t4						
United States Collegiate Championship	66-69-71=206	-10	t1						
Western Refining College All-America	70-72-69=211	-2	t12						
Amer Ari Invitational	69-69-72=210	-6	t30						
Puerto Rico Classic	70-69-70=209	-7	t10						
Southern Highlands Collegiate Masters	76-76-70=222	+6	t12						
Valspar Invitational at Floridian	67-67-67=201	-12	t1						
Robert Kepler Invitational	70-73-67=210	-3	t1						
Capital City Match Play vs. Auburn	AS vs. Niclas Carlsson								
Capital City Match Play vs. Georgia	def. Joey Garber, 2-up								
Atlantic Coast Conference Championship	65-70-69=204	-12	t1						
NCAA Raleigh Regional	66-68-72=206	-7	t2						
NCAA Championship (stroke play)	71-65-68=204	-6	t2						
NCAA Championship (match play)	AS vs. Ian Davis (Oklahoma State)								
2014-15									
Carpet Capital Collegiate	72-64-68=204	-12	t1						
DICK'S Sporting Goods Challenge Cup	74-67-67=208	-5	t3						
Jerry Pate National Intercollegiate	67-67-68=202	-8	t2						
United States Collegiate Championship	73-68-69=210	-6	t6						
Warrior Princeville Makai Invitational	66-65-68=199	-17	t2						
Puerto Rico Classic	75-67-72=214	E	t11						
Valspar Collegiate Invitational	75-73-82=230	-3	t63						
Mason Rudolph Championship	70-72-71=213	E	t6						
Atlantic Coast Conference Championship	71-67-69=207	-9	t4						
NCAA San Diego Regional	75-69-70=214	-2	t7						
NCAA Championship (stroke play)	76-74-70=78=298	+10	t49						

CHAN SONG • ORLANDO, FLA.

Career Honors and Statistics

GCAA All-American	2002 (HM), 2004 (HM), 2005 (2nd)
GCAA All-America Scholar	2004, 2005
All-Atlantic Coast Conference	2004, 2005
ACC Rookie of the Year	2002
ACC Academic Honor Roll	2002, 2003, 2004, 2005
Georgia Tech Hall of Fame	2018

Season	Rounds	Strokes	LoRnd	Par/-	Events	T10	W-L	Pct	Avg
2001-02	34	2474	66	13	11	3	713-245	.744	72.76
2002-03	33	2454	67	10	11	-	590-443	.571	74.36
2003-04	39	2833	67	19	13	1	766-369	.675	72.64
2004-05	40	2860	65	22	13	6	913-191	.827	71.50
Totals	146	10621	65	64	48	10	2982-1248	.705	72.75

Career Tournament Results

2001-02									
PING/Golfweek Preview Invitational	72-73-78=223	+10	t37						
Carpet Capital Collegiate	69-75-70=214	-2	t5						
Jerry Pate National Intercollegiate	75-69-76=220	+7	t25						
Long Cove Invitational	72-72-74=218	+5	t16						
TaylorMade/Waikoloa Intercollegiate	71-73-73=217	+1	t9						
Puerto Rico Classic	72-68-74=214	-2	t11						
Callaway Golf Las Vegas Collegiate	80-66-70=216	E	t10						
PING/US Collegiate Championships	73-78-71=222	+6	t24						
Atlantic Coast Conference Championship	71-71-74=216	E	t20						
NCAA East Regional	76-70-74=220	+4	t13						
NCAA Championship	70-73-76-75=294	+10	t86						
2002-03									
PING/Golfweek Preview	78-79-78=235	+19	t53						
Jerry Pate National Intercollegiate	75-67=142	E	t20						
Nelson Invitational	74-71-75=220	+7	t37						
TaylorMade/Waikoloa Intercollegiate	70-73-74=217	+3	t48						
Puerto Rico Classic	76-72-77=225	+9	t41						
Toyota Collegiate Championship	76-75-75=226	+10	t64						
Morris Williams Intercollegiate	79-70-75=224	+8	t58						
Cleveland Golf/Augusta State Invitational	74-68-70=212	-4	t25						
Atlantic Coast Conference Championship	79-77-73=229	+13	t29						
NCAA East Regional	70-71-70=211	-5	t12						
NCAA Championship	77-82-76-78=313	+25	t67						
2003-04									
Bank of Tennessee at the Ridges	71-71-76=218	+2	t18						
PING/Golfweek Preview Invitational	78-72=150	+10	t47						
Carpet Capital Collegiate	77-71-71=219	+3	t30						
Jerry Pate National Intercollegiate	71-73-72=216	+3	t36						
Gary Koch/Cleveland Golf Intercollegiate	70-77-69=216	E	t16						
TaylorMade/Waikoloa Intercollegiate	69-71-69=209	-7	t5						
Puerto Rico Classic	82-75-69=226	+10	t57						
Southern Highlands Collegiate	68-73-71=212	-4	t11						
Western Intercollegiate	70-75-78=223	+13	t45						
Atlanta Intercollegiate	78-71-75=224	+8	t41						
Atlantic Coast Conference Championship	74-72-67=213	-3	t11						
NCAA East Regional	72-72-76=220	+10	t41						
NCAA Championship	70-69-77-71=287	+7	t24						
2004-05									
PING/Golfweek Preview Invitational	71-73-70=214	+4	t12						
Jerry Pate National Intercollegiate	71-69-67=207	-6	t8						
Isleworth Collegiate Invitational	75-73-73=221	+5	t20						
Carpet Capital Collegiate	78-74-75=227	+11	t40						
Western Refining Collegiate All-American#	70-71-71=212	-1	t10						
TaylorMade/Waikoloa Intercollegiate	69-69-65=203	-13	t11						
Puerto Rico Classic	68-71-71=210	-6	t4						
Southern Highlands Collegiate Championship	79-71-72=222	+6	t25						
Oregon Duck Invitational	72-74-75=221	+5	t32						
Hooties at Bulls Bay Intercollegiate	66-73-73=212	-4	t3						
Atlantic Coast Conference Championship	74-72-68=214	-2	t2						
NCAA East Regional	68-69-70=207	-6	t10						
NCAA Championship	73-72-74-71=290	+10	t27						
#individual event									

ALL-TIME GREATS

NICHOLAS THOMPSON • CORAL SPRINGS, FLA.

Career Honors and Statistics

GCAA All-American	2002 (HM), 2003 (HM), 2004 (3rd), 2005 (2nd)
GCAA All-America Scholar	2004, 2005
All-Atlantic Coast Conference	2003, 2004, 2005
ACC Academic Honor Roll	2002, 2003, 2004, 2005
U.S. Walker Cup Team	2005
Georgia Tech Hall of Fame	2016

Season	Rounds	Strokes	LoRnd	Par/-	Events	T10	W-L	Pct	Avg
2001-02	31	2257	67	14	10	3	675-209	.764	72.81
2002-03	36	2618	64	16	12	2	831-290	.741	72.72
2003-04	36	2562	64	21	12	5	920-156	.855	71.17
2004-05	40	2866	65	18	13	5	898-206	.813	71.65
Totals	143	10303	64	69	47	15	3324-861	.794	72.05

Career Tournament Results

2001-02	
Carpet Capital Collegiate.....	75-69-79=223.....+7.....t 23
Jerry Pate National Intercollegiate.....	75-76-79=230.....+17.....t 49
Long Cove Invitational.....	76-72-74=222.....+9.....t 26
TaylorMade/Waikoloa Intercollegiate.....	72-73-74=219.....+3.....t 20
Puerto Rico Classic.....	70-70-70=210.....-6.....t 30
Callaway Golf Las Vegas Collegiate.....	69-71-77=217.....+1.....t 12
PING/US Collegiate Championships.....	68-78-72=218.....+2.....t 10
Atlantic Coast Conference Championship.....	67-69-71=207.....-9.....t 2
NCAA East Regional.....	75-72-75=222.....+6.....t 23
NCAA Championship.....	67-73-75-74=289.....+5.....t 51

2002-03	
Carpet Capital Collegiate.....	77-71-72=220.....+4.....t 36
PING/Golfweek Preview.....	77-78-73=228.....+12.....t 32
Jerry Pate National Intercollegiate.....	70-68=138.....-4.....t 6
Nelson Invitational.....	66-69-67=202.....-11.....t 2
TaylorMade/Waikoloa Intercollegiate.....	74-67-70=211.....-3.....t 11
Puerto Rico Classic.....	73-76-73=222.....+6.....t 24
Toyota Collegiate Championship.....	73-67-77=217.....+1.....t 24
Morris Williams Intercollegiate.....	74-75-76=225.....+9.....t 61
Cleveland Golf/Augusta State Invitational.....	77-64-72=213.....-3.....t 28
Atlantic Coast Conference Championship.....	77-77-72=226.....+10.....t 23
NCAA East Regional.....	71-76-73=220.....+4.....t 43
NCAA Championship.....	77-77-72-70=296.....+8.....t 12

2003-04	
Bank of Tennessee at the Ridges.....	70-73-77=220.....+4.....t 31
PING/Golfweek Preview Invitational.....	74-69=143.....+3.....t 12
Carpet Capital Collegiate.....	75-68-68=211.....-5.....t 8
Gary Koch/Cleveland Golf Intercollegiate.....	67-69-75=211.....-5.....t 6
TaylorMade/Waikoloa Intercollegiate.....	64-77-71=212.....-4.....t 14
Puerto Rico Classic.....	75-74-70=219.....+3.....t 24
Southern Highlands Collegiate.....	74-67-77=218.....+2.....t 24
Western Intercollegiate.....	70-70-70=210.....E.....t 4
Atlanta Intercollegiate.....	73-66-72=211.....-5.....t 8
Atlantic Coast Conference Championship.....	71-68-69=208.....-8.....t 3
NCAA East Regional.....	72-73-70=215.....+5.....t 17
NCAA Championship.....	70-73-68-73=284.....+4.....t 17

2004-05	
PING/Golfweek Preview Invitational.....	71-74-73=218.....+8.....t 24
Jerry Pate National Intercollegiate.....	67-71-68=206.....-7.....t 3
Isleworth Collegiate Invitational.....	74-70-70=214.....-2.....t 5
Carpet Capital Collegiate.....	73-74-75=222.....+6.....t 17
Western Refining Collegiate All-American#.....	67-65-72=204.....-9.....t 1
TaylorMade/Waikoloa Intercollegiate.....	68-69-66=203.....-13.....t 11
Puerto Rico Classic.....	70-71-70=211.....-5.....t 6
Southern Highlands Collegiate Championship.....	74-72-76=222.....+6.....t 25
Oregon Duck Invitational.....	74-69-74=217.....+1.....t 12
Hooties at Bulls Bay Intercollegiate.....	76-75-75=226.....+10.....t 45
Atlantic Coast Conference Championship.....	74-73-73=220.....+4.....t 10
NCAA East Regional.....	72-72-69=213.....E.....t 33
NCAA Championship.....	75-69-77-69=290.....+10.....t 27

#individual event

CAMERON TRINGALE • LAGUNA NIGUEL, CALIF.

Career Honors and Statistics

GCAA All-American	2006 (2nd), 2007 (2nd), 2008 (HM), 2009 (1st)
GCAA All-America Scholar	2008, 2009
All-Atlantic Coast Conference	2006, 2007, 2008, 2009
Academic All-ACC	2007, 2008, 2009
ACC Academic Honor Roll	2007, 2008, 2009
U.S. Walker Cup Team	2009
U.S. Palmer Cup Team	2009

Season	Rounds	Strokes	LoRnd	Par/-	Events	T10	W-L	Pct	Avg
2005-06	37	2671	65	20	12	6	883-205	.812	72.19
2006-07	37	2645	64	21	12	5	782-163	.828	71.49
2007-08	32	2311	65	18	11	4	604-283	.681	72.22
2008-09	33	2355	67	18	11	7	825-117	.876	71.36
Totals	139	9982	64	77	46	22	3094-768	.801	71.81

Career Collegiate Finishes

2005-06	
PING/Golfweek Preview Invitational.....	75-77-69=221.....+5.....t 28
Jerry Pate National Intercollegiate.....	73-67-67=207.....-6.....t 4
Isleworth-UCF Collegiate Invitational.....	74-74-82=230.....+14.....t 45
Carpet Capital Collegiate.....	79-69-74=222.....+6.....t 40
UH Hilo Intercollegiate.....	65-67-70=202.....-11.....t 1
Puerto Rico Classic.....	70-70-78=218.....+2.....t 27
Southern Highlands Collegiate.....	78-72-80=230.....+14.....t 30
Morris Williams Intercollegiate.....	70-70-74=214.....-2.....t 8
The United States Intercollegiate.....	72-77-73=222.....+6.....t 21
Atlantic Coast Conference Championship.....	69-65-72=206.....-10.....t 1
NCAA Central Regional.....	71-71-72=214.....+1.....t 4
NCAA Championship.....	73-70-68-74=285.....-3.....t 8

2006-07	
Carpet Capital Collegiate.....	73-74-66=213.....-3.....t 19
Olympia Fields/Fighting Illini Invitational.....	74-76-69=219.....+3.....t 13
PING/Golfweek Preview Invitational.....	73-74-68=215.....+5.....t 31
Isleworth-UCF Collegiate Invitational.....	70-77-77=224.....+8.....t 25
Western Refining College All-America.....	77-67-70=214.....+1.....t 22
UH Hilo Intercollegiate.....	64-64-73=201.....-9.....t 5
Puerto Rico Classic.....	71-70-74=215.....-1.....t 17
Southern Highlands Collegiate.....	73-70-76=219.....+3.....t 10
United States Collegiate Championship.....	72-77-72=221.....+5.....t 8
Atlantic Coast Conference Championship.....	72-68-69=209.....-7.....t 2
NCAA East Regional.....	67-70-80=217.....+1.....t 14
NCAA Championship.....	67-68-69-74=278.....-2.....t 9

2007-08	
Carpet Capital Collegiate.....	77-84-75=236.....+20.....t 82
Brickyard Collegiate Championships.....	70-68-68=206.....-10.....t 3
Isleworth CF Collegiate.....	74-72-72=218.....+2.....t 23
Western Refining All-American Classic#.....	74-73-69=216.....+3.....t 24
UH Hilo Invitational.....	65-67-68=200.....-10.....t 4
Puerto Rico Classic.....	74-73-70=217.....+1.....t 17
Southern Highlands Collegiate.....	71-69-76=216.....E.....t 7
United States Collegiate Championship.....	69-71-73=213.....-3.....t 5
Administrative ASU Invitational.....	71-74=145.....+1.....t 27
Atlantic Coast Championship.....	71-72-69=212.....-4.....t 13
NCAA Central Regional.....	80-74-78=232.....+19.....t 89

#individual event

2008-09	
Carpet Capital Collegiate.....	75-73-67=215.....-1.....t 7
PING/Golfweek Preview Invitational.....	75-67-72=214.....+1.....t 13
Brickyard Collegiate Championship.....	67-75-69=211.....+1.....t 1
Isleworth-UCF Collegiate.....	71-72-75=218.....+2.....t 10
UH-Hilo Intercollegiate.....	74-73-67=214.....-2.....t 10
Puerto Rico Classic.....	70-75-70=215.....-1.....t 21
Southern Highlands Collegiate.....	67-70-68=205.....-11.....t 1
United States Collegiate Championship.....	73-79-75=227.....+11.....t 41
Atlantic Coast Conference Championship.....	67-69-71=207.....-9.....t 3
NCAA Central Regional.....	69-74-71=214.....-2.....t 3
NCAA Championship.....	74-67-74=215.....+2.....t 18

#individual event

ALL-TIME GREATS

MATT WEIBRING • PLANO, TEXAS

Career Honors and Statistics

GCAA All-American	2000 (HM), 2002 (3rd)
All-Atlantic Coast Conference	2002
ACC Academic Honor Roll	2001

Season	Rounds	Strokes	LoRnd	Par/-	Events	T10	W-L	Pct	Avg
1998-99	9	684	74	-	3	-	96-132	.421	76.00
1999-00	25	1824	67	11	8	1	476-247	.658	72.96
2000-01	35	2581	68	17	12	1	678-376	.643	73.74
2001-02	34	2459	65	17	11	5	728-230	.760	72.32
Totals	103	7548	65	45	34	7	1978-985	.668	73.28

Career Tournament Results

1998-99									
PING/Golfweek Preview Invitational	80-78-75=233	t 49							
Duke Golf Classic	74-75-77=226	t 49							
Chris Schenkel Invitational	75-75-75=225	t 37							
1999-2000									
PING/Golfweek Preview Invitational	73-71-71=215	t 12							
Carpet Capital Collegiate	74-76-80=230	t 60							
Golf World Palmetto Invitational	73-70-71=214	t 30							
Las Vegas Intercollegiate	73-71-76=220	t 46							
U.S. Collegiate Championship	73-69-73=215	t 14							
ACC Championship	72-75-79=226	t 31							
NCAA East Regional	78-77-73=228	t 56							
NCAA Championship	71-71-67-67=276	6							
2000-01									
PING/Golfweek Preview Invitational	76-76=152	t 44							
Carpet Capital Collegiate	71-73-82=226	t 36							
Jerry Pate Intercollegiate	71-75-71=217	t 27							
Golf World Invitational	69-70-74=213	t 28							
Taylor Made/Waikoloa Intercollegiate	85-80-72=237	t 67							
Puerto Rico Classic	75-75-69=219	t 15							
Las Vegas Intercollegiate	85-69-69=223	t 33							
Morris Williams Intercollegiate	73-77=150	t 37							
Ford U.S. Collegiate Championship	71-68-79=218	t 16							
ACC Championship	72-71-75=216	t 12							
NCAA East Regional	69-71-70=210	t 10							
NCAA Championship	76-78-75-71=300	t 63							
2001-02									
PING/Golfweek Preview Invitational	74-77-76=227	+14	t 55						
Carpet Capital Collegiate	71-74-75=220	+4	t 17						
Jerry Pate National Intercollegiate	75-70-76=221	+8	t 28						
Long Cove Invitational	73-70-69=212	-1	t 4						
TaylorMade/Waikoloa Intercollegiate	73-70-79=222	+6	t 37						
Puerto Rico Classic	69-77-65=211	-5	t 4						
Callaway Golf Las Vegas Collegiate	77-70-71=218	+2	t 19						
PING/US Collegiate Championships	69-73-72=214	-2	t 7						
Atlantic Coast Conference Championship	68-70-69=207	-9	t 2						
NCAA East Regional	70-71-75=216	E	t 5						
NCAA Championships	70-74-74-73=291	+7	t 63						

JAMES WHITE • ACWORTH, GA.

Career Honors and Statistics

GCAA All-American	2011 (1st team), 2012 (3rd)
Byron Nelson Award recipient	2012
GCAA All-America Scholar	2011, 2012
CoSIDA Academic All-American	2012
All-Atlantic Coast Conference	2010, 2011, 2012
ACC Scholar-Athlete of the Year	2012
Academic All-ACC	2009, 2010, 2011, 2012
ACC Academic Honor Roll	2009, 2010, 2011, 2012
U.S. Palmer Cup Team	2012

Season	Rounds	Strokes	LoRnd	Par/-	Events	T10	W-L	WLPct	Avg
2008-09	27	2019	68	7	9	2	324-440	.424	74.78
2009-10	31	2244	67	12	11	2	746-238	.758	72.39
2010-11	32	2290	62	19	11	8	765-107	.877	71.56
2011-12	33	2349	66	24	11	5	726-126	.852	71.18
Totals	123	8902	62	62	42	17	2561-911	.738	72.37

Career Collegiate Finishes

2008-09									
PING/Golfweek Preview Invitational	76-76-83=235	+22	t 71						
Brickyard Collegiate Championship	75-73-72=220	+10	t 28						
UH-Hilo Intercollegiate	80-77-72=229	+13	t 60						
Puerto Rico Classic	68-70-70=208	-8	t 6						
Southern Highlands Collegiate	75-77-77=229	+13	t 57						
United States Collegiate Championshi	73-80-77=230	+14	t 55						
Atlantic Coast Conference Championship	71-71-70=212	-4	t 6						
NCAA Central Regional	75-75-76=226	+10	t 39						
NCAA Championship	79-77-74=230	+17	t 127						
2009-10									
Mason Rudolph Intercollegiate	69-74=143	+1	t 30						
Brickyard Collegiate Championship	71-73=144	E	t 15						
UNCG Bridgestone Collegiate	73-73-67=213	-3	t 14						
Mauna Lani Invitational	78-70-67=215	-1	t 6						
Puerto Rico Classic	69-71-71=211	-5	t 15						
Southern Highlands Collegiate Masters	75-79-73=227	+11	t 16						
Linger Longer Invitational	73-76-68=217	+1	t 7						
Wolfpack Intercollegiate	75-72-75=222	+9	t 32						
Atlantic Coast Conference Championship	73-73-70=216	E	t 19						
NCAA Southeast Regional	71-72-72=215	+5	t 23						
NCAA Championship	77-72-72=221	+5	t 72						
2010-11									
Carpet Capital Collegiate	71-74-74=219	+3	t 19						
PING/Golfweek Preview	74-76-81=231	+15	t 43						
Brickyard Collegiate	71-72-70=213	-3	t 8						
United States Collegiate Championship	62-70-72=204	-12	t 1						
Amer Ari Invitational	72-66-71=209	-7	t 10						
Puerto Rico Classic	69-69-68=206	-10	t 1						
Southern Highlands Collegiate Masters	74-74-68=216	E	t 5						
Yellow Jacket Classic	75-76=151	+7	t 13						
Atlantic Coast Conference Championship	72-73-68=213	-3	t 8						
NCAA East Regional	73-71-68=212	-4	t 2						
NCAA Championship	67-73-76=216	E	t 8						
NCAA Match Play	Mitch Krywulycz	W	t 281						
2011-12									
Golfweek Conference Challenge	76-73-71=220	+4	t 18						
Brickyard Collegiate	71-72-75=218	+2	t 14						
United States Collegiate Championship	69-72-76=217	+1	t 19						
Western Refining All-American Classic#	68-71-69=208	-5	t 4						
Amer Ari Invitational	70-70-68=208	-8	t 4						
Puerto Rico Classic	70-66-72=208	-8	t 3						
Seminole Intercollegiate	68-68-70=206	-7	t 3						
Barona Collegiate Cup	74-73-68=215	-1	t 27						
Gary Koch Invitational	71-71-70=212	-4	t 5						
Atlantic Coast Conference Championship	70-68-77=215	-1	t 16						
NCAA Norman Regional	69-74-79=222	+6	t 24						
NCAA Match Play	Patrick Reed	L	2-up						
#Individual event									

ALL-TIME TOURNAMENT CHAMPIONS

1927

Watts Gunn, National Collegiate Championship, Garden City, N.J. (match play)

1934

Charlie Yates, National Collegiate Championship, Cleveland, Ohio (match play)

1938

Tommy Barnes, Southern Intercollegiate, Athens, Ga. (score unknown)

1948

Albert Swann, Southeastern Conference Championship, Athens, Ga. (73)

1984-85

Bill McDonald, John Ryan Memorial, Durham, N.C. (67-69-72 – 208)
Bill McDonald, Gator Bowl Intercollegiate, Jacksonville, Fla. (74-72-75 – 221)
Bill McDonald, Iron Duke Classic, Durham, N.C. (73-68-71 – 212)
Nacho Gervas, MacGregor Intercollegiate, Pickens, S.C. (69-72-73 – 214)
Bob McDonnell, ACC Championship, Greensboro, N.C. (68-69-68 – 205)
Bob McDonnell, Southern Intercollegiate, Athens, Ga. (70-67-69 – 206)

1985-86

Bob McDonnell, Miami National Collegiate, Miami, Fla. (71-70-70 – 211)
Bill McDonald, Iron Duke Classic, Durham, N.C. (69-68-71 – 208)

1986-87

Jay Nichols, ImperialLakes Classic, Lakeland, Fla. (69-70 – 139)
Charlie Rymer, Furman Invitational, Greenville, S.C. (68-74 – 142)

1987-88

Charlie Rymer, ImperialLakes Classic, Lakeland, Fla. (69-69-68 – 206)

1988-89

Charlie Rymer, Tournament of Champions, Knoxville, Tenn. (69-73-71 – 213)
Charlie Rymer, Southern Intercollegiate, Athens, Ga. (74-74-67 – 215)

1989-90

Charlie Rymer (T1), Southern Intercollegiate, Athens, Ga. (69-70-69 – 208)

1990-91

David Duval, Furman Intercollegiate, Greenville, N.C. (70-68 – 138)
David Duval (T1), ACC Championship, Rocky Mount, N.C. (67-70 – 138)
Chan Reeves, NCAA East Regional, New Haven, Conn. (69-69-69 – 207)

1991-92

David Duval, John Hancock All-American, El Paso, Texas (67-72-67 – 206)
David Duval, Cavalier Classic, Charlottesville, Va. (68-75-70 – 213)
Jimmy Johnston, NCAA East Regional, Hamilton, N.Y. (72-67-70 – 209)

1992-93

David Duval (T1), UNLV Rebel Classic (71-70-67 – 208)
Stewart Cink (T1), UNLV Rebel Classic (68-71-69 – 208)
Jason Walters, Ping Arizona Collegiate (71-71-70 – 212)
David Duval, ACC Championship, Rocky Mount, N.C. (70-69-67 – 206)
David Duval, Cavalier Classic (73-69-72 – 214)
David Duval, Perry Maxwell Collegiate, Ardmore, Okla. (68-70-70 – 207)

1993-94

Mikko Rantanen, NCAA Golf Challenge, Rio Grande, P.R. (73-72-70 – 215)
Mikko Rantanen, ACC Championship, Rocky Mount, N.C. (71-72-66 – 209)

1994-95

Stewart Cink, Ping/Golfweek Preview Invitational, Columbus, Ohio (70-70 – 140)
Stewart Cink, NCAA Golf Challenge, Rio Grande, P.R. (69-69-70 – 208)
Stewart Cink, Carpet Capital Collegiate, Rocky Face, Ga. (74-65-73 – 212)
Stewart Cink (T1), The Maxwell, Armore, Okla. (69-66-76 – 211)

1996-97

Matt Kuchar, Tennessee Tournament of Champions, Knoxville, Tenn. (70-67-69 – 206)
Matt Kuchar, Furman Intercollegiate, Greenville, S.C. (69-70-70 – 209)

1997-98

Matt Kuchar, Puerto Rico Golf Classic, Rio Grande, P.R. (68-70-70 – 208)
Bryce Molder (T1), Carpet Capital Collegiate, Rocky Face, Ga. (74-69-69 – 212)
Matt Kuchar, NCAA East Regional, Dauluskie Island, S.C. (64-69-69 – 202)

1998-99

Carlton Forrester (T1), Waikoloa Intercollegiate, Kona, Hawaii (64-75-82 – 221)
Matt Kuchar (T1), Waikoloa Intercollegiate, Kona, Hawaii (71-74-76 – 221)
Bryce Molder (T1), Golf Digest Intercollegiate, Las Vegas, Nev. (70-69-69 – 208)
Bryce Molder, Carpet Capital Collegiate, Rocky Face, Ga. (66-71-67 – 204)

1999-2000

Bryce Molder, Carpet Capital Collegiate, Rocky Face, Ga. (68-68-68 – 204)
Matt Kuchar (T1), Savane College All-America Classic, El Paso, Texas (69-67-72 – 208)
Bryce Molder (T1), Waikoloa Intercollegiate, Kona, Hawaii (66-69-73 – 208)
Matt Kuchar (T1), Waikoloa Intercollegiate, Kona, Hawaii (68-69-71 – 208)
Bryce Molder, ACC Championship, New London, N.C. (72-67-67 – 206)

2000-01

Bryce Molder, Ping/Golfweek Preview Invitational, Durham, N.C. (68-72 – 140)
Bryce Molder, Jerry Pate National Collegiate, Birmingham, Ala. (67-62-67 – 196)
Bryce Molder, Morris Williams Intercollegiate, Austin, Texas (67-68 – 135)

2001-02

Troy Matteson, Taylor Made/Waikoloa Intercollegiate, Kona, Hawaii (67-70-73 – 210)
Troy Matteson, Puerto Rico Classic, Rio Grande, P.R. (69-65-71 – 205)
Troy Matteson (T1), Las Vegas Collegiate, Las Vegas, Nev. (70-69-69 – 208)
Troy Matteson, NCAA Championship, Columbus, Ohio (73-66-70-67 – 276)

2002-03

Troy Matteson (T1), Carpet Capital Collegiate, Rocky Face, Ga. (72-64-69 – 205)
Troy Matteson, NCAA East Regional, Auburn, Ala. (68-67-66 – 201)

2004-05

Nicholas Thompson (T1), Western Refining Collegiate All-America Classic, El Paso, Texas (67-65-72 – 204)

2005-06

Cameron Tringale, UH-Hilo Intercollegiate, Waikoloa, Hawaii (65-67-70 – 202)
Cameron Tringale, ACC Championship, New London, N.C. (69-65-72 – 206)

2006-07

Roberto Castro (T1), Puerto Rico Classic (68-70-71 – 209)

2007-08

Chesson Hadley, Carpet Capital Collegiate (65-69-74 – 208)

2008-09

Cameron Tringale, Brickyard Collegiate (67-75-69 – 211)
Cameron Tringale, Southern Highlands Collegiate (67-70-68 – 205)

2009-10

Chesson Hadley, ACC Championship (69-66-71 – 206)

2010-11

James White, United States Collegiate Championship (62-70-72 – 204)
James White, Puerto Rico Classic (69-69-68 – 206)
Seth Reeves, Grub Mart Collegiate (76-71-66 - 213)
Paul Haley, Yellow Jacket Classic (71-68 - 139)
Paul Haley, ACC Championship (68-68-70 - 206)

2012-13

Bo Andrews (T1), Gary Koch Invitational (71-70-66 – 207)
Anders Albertson, ACC Championship (66-67-68 – 201)

2013-14

Ollie Schniederjans (T1), Carpet Capital Collegiate (67-67-73 – 207)
Seth Reeves, Tar Heel Intercollegiate (69-69-70 – 208)
Seth Reeves (T1), Brickyard Collegiate (70-68-69 – 207)
Ollie Schniederjans, United States Collegiate Championship (66-69-71 – 206)
Ollie Schniederjans, Valspar Invitational at Floridian (67-67-67 – 201)
Ollie Schniederjans (T1), Robert Kepler Intercollegiate (70-73-67 – 210)
Ollie Schniederjans, ACC Championship (65-70-69 – 204)

2014-15

Ollie Schniederjans, Carpet Capital Collegiate (72-64-68 – 204)
Anders Albertson, Robert Kepler Intercollegiate (71-67-70 – 208)
Vincent Whaley, Robert Kepler Intercollegiate (71-67-70 – 208)
Anders Albertson (T1), ACC Championship (67-69-69 – 205)

Career Victories

Name	Total	Reg	Post
Bryce Molder (1998-2001)	9	8	1
David Duval (1990-93)	7	5	2
Matt Kuchar (1997-2000)	7	6	1
Ollie Schniederjans (2011-15)	6	5	1
Troy Matteson (2000-2003)	6	4	2
Stewart Cink (1992-95)	5	5	-
Charlie Rymer (1987-90)	5	5	-
Bill McDonald (1985-88)	4	4	-
Cameron Tringale (2006-09)	4	3	1
Bob McDonnell (1983-86)	3	2	1
Seth Reeves (2010-14)	3	3	-
Anders Albertson (2011-15)	3	1	2
Mikko Rantanen (1993-94)	2	1	1
Chesson Hadley (2006-10)	2	1	1
Paul Haley (2008-11)	2	1	1
James White (2009-12)	2	2	-
Vincent Whaley (2013-17)	2	2	-
Luke Schniederjans (2016-present)	2	2	-
Jimmy Johnston (1991-92)	1	-	1
Chan Reeves (1988-91)	1	-	1
Albert Swann, Jr. (1948-49)	1	-	1
Tommy Barnes (1950, '56-57)	1	1	-
Carlton Forrester (1997-2000)	1	1	-
Nacho Gervas (1984-87)	1	1	-
Jay Nichols (1984-87)	1	1	-
Nicholas Thompson (2002-05)	1	1	-
Jason Walters (1993-96)	1	1	-
Roberto Castro (2004-07)	1	1	-
Bo Andrews (2009-14)	1	1	-
Jacob Joiner (2014-18)	1	1	-
Tyler Strafaci (2016-present)	1	1	-
Chris Petefish (2014-18)	1	1	-
<i>Reg = regular-season</i>			
<i>Post = conference, NCAA regional or NCAA championship</i>			

2015-16

Jacob Joiner, Carpet Capital Collegiate (66-74-72 – 212)
Vincent Whaley, Clemson Invitational (70-67-71 – 208)

2016-17

Luke Schniederjans, Carpet Capital Collegiate (69-66-70 – 205)
Luke Schniederjans, Puerto Rico Classic (68-73-65 – 206)
Tyler Strafaci, Valspar Collegiate Invitational (73-69-69 – 211)

2018-19

Chris Petefish, General James Hackler Championship (72-68-69 – 209)

No individual victories in 1995-96, 2003-04, 2011-12, 2017-18 or 2018-19
***Lost in a playoff for medalist honors, and is not counted among his official victories. All other (T1) denote title was shared or the playoff was won.**

ALL-TIME LETTERWINNERS

A

Albertson, Anders R.	2012-15
Albright, John R.	1965
Allen, Silas L., III.	1970-71
Allen, Thomas J., III.	1969
Anderson, Robert F.	1995-96
Andrews, Alexander (Bo)	2010, 12-14
Arnold, John N.	1950-52

B

Bachman, Tommie H.	1950-52
Baker, Gordon B., Jr.	1961-63
Bailes, Charles E.	1974
Baird, Michael J.	1991-92
Barbosa, Michael L.	2003-06
Barker, Shawn C.	1981, 83
Barnes, Edward T., Jr.	1950, 56-57
Barnes, Robert B.	1947
Beach, George D.	1960
Beautell, Carlos L.	1992-95
Beer, Joseph L.	1970
Blalock, William P.	1973
Bowden, Bicknel E., III.	1977-79
Bowden, Daniel K.	2007-08
Brown, Frank A., Jr.	1969-70
Busch, Ronald L.	1970-72

C

Carroll, Bradley G.	1996
Cassini, Nick.	1997
Castro, Roberto M.	2004-07
Cates, George E.	1959
Cavin, John M.	1964-66
Cheek, Edwin W.	1968
Cink, Stewart E.	1992-95
Clark, James C.	2015-18, 2019
Clark, M. Michael, II.	1988-91
Clark, William D.	1947-48
Clay, Gordon C.	1946-49
Clay, J.P.	1946
Cleveland, James R., Jr.	1958-60
Cochran, James H.	1982
Cohan, Adam R.	2006-09
Coker, Donald R.	1961
Cole, Don L.	1952
Copeland, Morris R., Jr.	1957-58
Copeland, Roy D.	1960-61
Cranford, Adam G.	2001-03
Cress, Michael A., II.	1994
Cribb, Rembert T., Jr.	1969
Cupit, Christopher	1987-88
Czuchry, Drew	2012-13, 15

D

Dickson, Will G.	2019
Dixon, Joseph Lamar.	1986-87
Dragoo, David C.	2006-09
Dudley, Robert L.	1969
Dudley, William E.	1966-68
Duval, David R.	1990-93

This is a list of Georgia Tech men's golf letterwinners since 1931, compiled through GTAA records, media guides and statistical records. Any errors or omissions regarding this list should be brought to the attention of Mike Stamus, golf communications contact, at mstamus@athletics.gatech.edu. See page 1 for contact information.

E

Edge, Arthur B., III.	1954
Edge, Edward W.	1953-56
Edwards, Richard C.	1953-54
Edwards, William V., Jr.	1963-64
Elliott, Randolph S.	1973-76
Ervin, R.T.	1946
Ethridge, Gene L.	1948
Espy, Robert W., III.	1972-73
Ewing, Charles A.	1949
Ewing, Morris M.	1959-61

F

Ferris, Henry A.	1951-52
Filipowicz, Matthew J.	1995
Forward, Roy C.	1958
Forrester, Carlton M.	1997-2000
Fuller, Alan C.	1982-83

G

Gervas, J. Ignacio	1984-87
Green, Thomas H., Jr.	1946-49
Griffin, John Tyler	2008-09-10-11
Gurley, Paul D.	1947
Guyton, Alan B.	1970-71

H

Hadley, Chesson T.	2007-10
Hailey, Charles D.	1974-76
Hak, Shun Yat.	2013
Haley, Paul D. II.	2008, 10-11
Haley, Robert L., III.	1979-81
Hall, Taylor A.	2006-09
Harrison, Charles W.	1950-52
Haynie, Seth R.	1947
Henry, George W., Jr.	1965-67
Heyward, J.S.	1970
Hill, Gabriel C., III.	1954-57
Hines, Michael P.	2013, 15-17
Hocking, Nelson W.	1947
Holroyd, Francis L., III.	1989
Hopson, David B.	1982-85
Hopson, Steven M.	1976-77
Horak, Robert H.	1962, 64
Houillion, Edward L.	1970-73
Howe, Connor C.	2019
Howell, Homer S.	1949-51
Huges, Marvin L.	1969
Hulsey, Samuel M.	1992, 94-96
Humphreys, Roy W.	1960, 62
Hunter, Richard L., Jr.	1972-73

I

Isenhour, John H., III.	1987-90
------------------------------	---------

J

Johnson, Charles M.	1975, 77
Johnson, George D., Jr.	1954-57
Johnson, James D.	1979-80
Johnson, Lynwood A.	1953-55
Johnson, Roger B.	1956-58
Johnston, H. James.	1991-92
Johnston, Thomas C.	1993
Joiner, Jacob M.	2015-18
Joiner, Tyler P.	2016-18
Jones, W.C.	1950
Jordan, Thomas G.	2003-06

K

Kite, Larry L.	1964
Kuchar, Matthew G.	1997-2000

L

LaClair, Huston L., Jr.	1949-51
Landrey, Frank E.	1961-63
Lane, Joseph H.	1962-63
Larsen, Kevin B.	2004-07
Latimer, Wes D.	1998-2001
Leach, William O., Jr.	1958-60
Lowe, Joe F., Jr.	1978
Lowery, Joseph M.	1979-81

M

Maddox, John R.	1953-55
Manly, Frank W.	1947
Mann, R.S.	1946
Marks, Eugene D.	1953
Martin, Jon S.	1963
Massar, Terry A.	1965
Mathews, Harry T.	1956-57
Matteson, Troy J.	2000-03
McCommon, Clayton J.	1947
McDonald, William R.	1985-88
McDonnell, Robert P.	1983-86
McWilliams, Leonard M.	1967-69
Mikkelsen, Kris K.	1999-2002
Mize, Larry H.	1978-79
Milam, Jay E.	1949, 52
Miller, William R.	2009-10-11-12
Millington, Edgar N., Jr.	1982
Molder, Bryce W.	1998-2001
Moore, Richard P.	1968
Muir, Robert C.	1979
Mullin, Andrew S.	1959
Muniz, Mauricio O.	1995-98

N

Newton, Brian P.	1994-98
Nichols, Jonathan P.	1984-87
Nicklaus, Michael S.	1994-95
Nunn, Samuel A., Jr.	1958-59
Norton, Noah R.	2018-19

O

Ogletree, J. Andrew.	2017-19
---------------------------	---------

P

Park, Roderick.	1985
Pearson, Michael E.	1996-99
Perry, Donald G., Jr.	1966-67, 69
Perry, John W.	1975-77
Petefish, Christopher R.H.	2015-18
Pisciotta, Michael V.	2015-18
Ploeger, William D.	1960-62
Pritchett, William A.	1948-49

Q

Quirk, Joseph E., III.	1977-79
-----------------------------	---------

R

Raney, Ben T.	1979-81
Rantanen, Mikko P.	1993-94
Reeves, Chan.	1988-91
Reeves, Seth A.	2011-14
Retzlaff, Steven F.	1976
Rich, Jett.	1987
Riddle, Richard B.	1980-81
Robbins, Eugene F.	1953
Rollins, H. Wyatt.	1992, 94
Rosenberg, Barry J.	1974
Rowley, David J.	1989
Rudolph, Jacob C.	1952
Rymer, Charles C.	1987-90

S

Sams, Robert B.	1971-74
Sams, T.A.	1971
Sanders, Randall P.	1970
Sands, James U.	1964, 66
Schniederjans, Luke C.	2017-19
Schniederjans, Ollie F.	2012-15
Scott, Isaac A.	1946-47
Scott, Kyle R.	2010-11
Sears, Carl L.	1963-65
Serafini, Anton N.	2019
Shaw, Thomas R., Jr.	1990-91
Sibley, William H., Jr.	1953-54
Smith, Benjamin T.	2019
Smith, Campbell.	1952
Smith, Dan J.	1958-59
Smith, Frasier M.	1967-68
Snyder, Kenneth D., Jr.	1975
Song, Chan.	2002-05
Steinberg, Steven O.	1965-66
Stover, Lance N.	1996
Strafaci, Tyler E.	2017-19
Sturhahn, Richard W.	1961
Sutton, James D.	1956-59
Swann, Albert J.	1974
Swann, Albert J., Jr.	1948-49

T

Taylor, John A.	1947
Terrell, Carter S.	1953-55
Teuscher, James H.	1973, 76
Thomas, Charles S.	1983-85
Thomas, Joseph W.	1972-73
Thompson, Nicholas D.	2002-05
Tringale, Cameron J.	2006-09
Tuten, Henry W., Jr.	1955

W

Walker, Nicholas M., Jr.	1967-69
Walters, Jason A.	1993-96
Wang, Minghao.	2009-13
Weibring, Matthew K.	1999-2002
Werenski, Richard R.	2011-14
Whaley, Vincent C.	2014-17
White, James E.	2009-12
Williams, Davis E., Jr.	1946-47
Williams, Don Q.	1984
Wooley, Jeffrey W.	1982-83
Wright, Boykin C., Jr.	1958

Y

Yates, Charles R.	1931-34
Yates, Daniel, Jr.	1938-41

INDIVIDUAL/TEAM RECORDS

Team Records

Most tournament wins, season: 7 in 2001-02

Most events, season: 14 in 1990-91, 1993-94

Most rounds played, season: 43, 1993-94

Low round: 262 (-26), Waikoloa Intercollegiate, 2005

Low 54-hole score: 808 (-56), Waikoloa Intercollegiate, 2005

Low 72-hole score: 1116, NCAA Championship, 2000

Largest margin of victory: 27, United States Collegiate Championship, 2010

Season - Individual

Most events played: 15, Stewart Cink and Mikko Rantanen, 1993-94

Most rounds: 46, Mikko Rantanen, 1993-94

Lowest stroke average: 69.43, Bryce Molder (35 rounds), 2000-01

Low round: 60, Bryce Molder, Golf World Invitational (3rd round), Nov. 5, 2000

Low tournament score (36 holes): 135, Bryce Molder, Morris Williams Intercollegiate, 2001 (rain-shortened)

Low tournament score (54 holes): 196, Bryce Molder, Jerry Pate Intercollegiate & Golf World Invitational, 2000

Low tournament score (72 holes): 273, Bryce Molder, NCAA Championship, 1998

Most rounds under par: 29, Ollie Schniederjans, 2013-14

Most rounds under 70: 20, Bryce Molder, 2000-01; Ollie Schniederjans, 2013-14

Career - Individual

Most events played: 54, David Duval, 1989-93

Most rounds played: 162, David Duval, 1989-93

Lowest stroke average: 70.69, Bryce Molder, 1998-2001 (NCAA Record)

Most rounds under par: 90, Bryce Molder, 1998-2001



BRYCE MOLDER

Career Stroke Average Leaders

Player (Years)	Rds.	Avg.
1. Bryce Molder (1998-01)	147	*70.69
2. Ollie Schniederjans (2012-15)	144	70.96
3. Anders Albertson (2012-15)	150	71.49
4. Cameron Tringale (2006-09)	139	71.81
5. David Duval (1990-93)	162	71.83
6. Matt Kuchar (1997-00)	138	71.86
7. Roberto Castro (2004-07)	144	71.89
8. Troy Matteson (2000-03)	139	71.91
9.. Nicholas Thompson (2002-05)	143	72.05
10. Seth Reeves (2010-14)	95	72.22
11. James White (2009-12)	123	72.37
12. Chesson Hadley (2007-10)	107	72.38
13. Kyle Scott (2009-11)	62	72.47
14. Stewart Cink (1992-95)	157	72.66
15. Chris Petefish (2015-18)	111	72.67
16. Vincent Whaley (2014-17)	92	72.70
17. Chan Song (2002-05)	146	72.75
18. Kris Mikkelsen (1999-02)	101	72.90
19. J.T. Griffin (2008-11)	122	72.94
20. Nacho Gervas (1984-87)	133	73.11
21. Jimmy Johnston (1991-92)	75	73.23
22. Mikko Rantanen (1993-94)	81	73.27
23. Matt Weibring (1999-02)	103	73.28
24. Carlton Forrester (1997-00)	127	73.30
25. Mike Barbosa (2003-06)	112	73.54
26. Bob McDonnell (1982-86)	120	73.65
27. Kevin Larsen (2004-07)	134	73.66
28. Bill McDonald (1984-88)	122	73.77
29. Paul Haley II (2007-11)	86	73.73
30. Charlie Rymer (1986-90)	146	73.79

*Minimum two complete seasons played at Tech (*NCAA Record)*

Season Stroke Average Leaders

Player (Year)	Rds.	Avg.
1. Bryce Molder (2000-01)	35	69.43
2. Ollie Schniederjans (2013-14)	39	69.51
3. Luke Schniederjans (2018-19)	33	70.27
4. Andy Ogletree (2018-19)	32	70.38
5. Ollie Schniederjans (2014-15)	37	70.51
6. Matt Kuchar (1999-2000)	34	70.65
7. David Duval (1992-93)	41	70.71
8. Bryce Molder (1999-2000)	36	70.72
9. Matt Kuchar (1997-98)	35	70.80
10. Roberto Castro (2004-05)	37	70.84
11. Bryce Molder (1997-98)	38	70.95
12. Anders Albertson (2012-13)	38	71.05
13. Stewart Cink (1994-95)	37	71.08
14. Chesson Hadley (2007-08)	32	71.09
15. Tyler Stratfacci (2018-19)	33	71.15
16. Nicholas Thompson (2003-04)	36	71.17
17. James White (2011-12)	33	71.18
18. Troy Matteson (2002-03)	36	71.22
19. Tyler Stratfacci (2017-18)	30	71.30
20. Ollie Schniederjans (2012-13)	35	71.31
21. Cameron Tringale (2008-09)	33	71.36
22. Anders Albertson (2011-12)	33	71.39
23. Troy Matteson (2001-02)	37	71.41
24. Noah Norton (2018-19)	33	71.42
25. Noah Norton (2017-18)	30	71.43
26. Cameron Tringale (2006-07)	38	71.45
27. Anders Albertson (2014-15)	40	71.48
28. Chan Song (2004-05)	40	71.50
29. John-Tyler Griffin (2010-11)	35	71.54
30. James White (2010-11)	32	71.56
31. Bryce Molder (1998-99)	38	71.57
32. Stewart Cink (1993-94)	45	71.60
33. Kyle Scott (2010-11)	32	71.62
34. Nicholas Thompson (2004-05)	40	71.65
35. Luke Schniederjans (2017-18)	33	71.67
36. Roberto Castro (2006-07)	35	71.77
37. Chris Petefish (2017-18)	33	71.82
38. Roberto Castro (2003-04)	36	71.86
39. Andy Ogletree (2017-18)	33	71.88

Sub-72 average; minimum 20 rounds played

Lowest Team Rounds

262	Waikoloa Intercollegiate	2005
265	UH-Hilo Invitational	2007
265	Maui Jim Intercollegiate (par 70)	2018
267	ACC Championship	2006
268	Waikoloa Intercollegiate	2006
269	Clemson Invitational	2019
270	Waikoloa Intercollegiate	1999
270	ACC Championship	2012
270	Amer Ari Invitational	2014
270	Golf Club of Georgia Invitational	2018
270	ACC Championship	2019
270	NCAA Pullman Regional (par 70)	2019
271	ACC Championship	2002
271	Jerry Pate National	2000
271	United States Collegiate Championship	2010
271	Clemson Invitational	2019
272	Waikoloa Intercollegiate	2004
272	Gary Koch/Cleveland Golf Intercollegiate	2003
272	Augusta State Invitational	2003
272	Golf World Invitational	2000
272	UH Hilo Invitational	2007
272	UH Hilo Invitational	2008
272	NCAA Southeast Regional	2010
272	ACC Championship	2011
272	ACC Championship	2013
272	NCAA Raleigh Regional	2014
272	DICK'S Sporting Goods Challenge Cup	2014
272	Warrior Princeville Makai Invitational	2014
272	Clemson Invitational	2019
273	Las Vegas Intercollegiate	2001
273	ACC Championship	2014
273	Warrior Princeville Makai Invitational	2014
273	NCAA Stanford Regional	2017

Low Tournament Scores (54 holes)

808	Waikoloa Intercollegiate	2005
809	Warrior Princeville Makai Invitational	2014
812	Maui Jim Intercollegiate (par 70)	2018
812	Clemson Invitational	2019
818	UH Hilo Invitational	2007
818	NCAA Pullman Regional (par 70)	2019
823	Puerto Rico Classic	2014
825	Waikoloa Intercollegiate	2006
825	NCAA Raleigh Regional	2014
826	UH Hilo Invitational	2008
827	ACC Championship	2019
828	Jerry Pate National	2005
829	Golf World Invitational	2000
829	Puerto Rico Classic	2002
829	Jerry Pate National Collegiate	2004
830	Seminole Intercollegiate	2012
830	NCAA Championship	2013
831	ACC Championship	2011
833	ACC Championship	2006
834	Puerto Rico Classic	1999
835	Jerry Pate National	2000
835	NCAA East Regional	1998
836	United States Collegiate Championship	2010
836	Seminole Intercollegiate	2017
837	ACC Championship	2002
837	ACC Championship	2012
837	Amer Ari Invitational	2014
837	Valspar Invitational	2014
838	U.S. Collegiate Championship	2000
839	Southern Intercollegiate	1985
839	Brickyard Collegiate	2013
839	ACC Championship	2014

Largest Victory Margins

27	United States Collegiate Championship (836)	2010
25	Puerto Rico Classic (829)	2002
24	Las Vegas Intercollegiate (844)	2001
21	Southern Intercollegiate (839)	1985
20	ACC Championship (831)	2011
20	Tar Heel Intercollegiate (842)	2013
18	Robert Kepler Invitational (858)	2014
17	Waikoloa Intercollegiate (893)	1999
17	NCAA Raleigh Regional (825)	2014
16	Southern Intercollegiate (847)	1989
16	Long Cove Invitational (855)	2001
16	Robert Kepler Invitational (848)	2015

INDIVIDUAL/TEAM RECORDS

Lowest Tournament Scores (54 holes)

Rk	Name	Year	Score	Event
1.	Bryce Molder	2000	196	Jerry Pate National Collegiate
	Bryce Molder	2000	196	Golf World Invitational
3.	Roberto Castro	2005	199	Waikoloa Intercollegiate
	Roberto Castro	2007	199	UH Hilo Invitational
	Ollie Schniederjans	2014	199	Warrior Makai Princeville Invitational
6.	Cameron Tringale	2008	200	UH Hilo Invitational
	Anders Albertson	2014	200	Warrior Makai Princeville Invitational
8.	Troy Matteson	2003	201	NCAA East Regional
	Cameron Tringale	2007	201	UH-Intercollegiate
	Ollie Schniederjans	2014	201	Valspar Invitational
10.	Matt Kuchar	1998	202	NCAA East Regional
	Nicholas Thompson	2002	202	Nelson Invitational
	Cameron Tringale	2006	202	Waikoloa Intercollegiate
	Ollie Schniederjans	2014	202	Jerry Pate National Collegiate
14.	Bryce Molder	2001	203	NCAA East Regional
	Nicholas Thompson	2005	203	Waikoloa Intercollegiate
	Chan Song	2005	203	Waikoloa Intercollegiate
	Chesson Hadley	2008	203	UH Hilo Invitational
18.	Bryce Molder	1999	204	Carpet Capital Collegiate (S)
	Bryce Molder	1999	204	Carpet Capital Collegiate (F)
	Nicholas Thompson	2004	204	Western Refining All-American
	James White	2010	204	United States Collegiate Championship
	John-Tyler Griffin	2010	204	Western Refining All-American
	Anders Albertson	2013	204	Western Refining All-American
	Ollie Schniederjans	2014	204	ACC Championship

Lowest Individual Rounds

1.	Bryce Molder (2000-01)	*60	Golf World Invitational
2.	Bryce Molder (2000-01)	62	Jerry Pate National
	James White (2010-11)	62	U.S. Collegiate Championship
	Richy Werenski (2013-14)	62	Puerto Rico Classic
	Luke Schniederjans (2016-17)	62	NCAA Stanford Regional
	Luke Schniederjans (2018-19)	62	Clemson Invitational
3.	Mikko Rantanen (1993-94)	63	NCAA Championship
	Andy Ogletree (2018-19)	63	Valspar Collegiate Invitational
4.	Nacho Gervas (1985-86)	64	Schenkel Intercollegiate
	Matt Kuchar (1997-98)	64	NCAA East Regional
	Carlton Forrester (1998-99)	64	Waikoloa Intercollegiate
	Troy Matteson (1999-2000)	64	U.S. Collegiate
	Troy Matteson (2000-01)	64	Jerry Pate Intercollegiate
	Troy Matteson (2002-03)	64	Carpet Capital
	Nicholas Thompson (2002-03)	64	Augusta State Invitational
	Nicholas Thompson (2003-04)	64	Waikoloa Intercollegiate
	Roberto Castro (2004-05)	64	Waikoloa Intercollegiate
	Cameron Tringale (2006-07)	64	UH-Hilo Intercollegiate (2)
	Ollie Schniederjans (2014-15)	64	Carpet Capital Collegiate
	Tyler Joiner (2016-18)	64	Carpet Capital Collegiate
	Andy Ogletree (2018-19)	64	Clemson Invitational

* Tied NCAA record

Lowest NCAA Championship Scores (72 holes)

1.	Bryce Molder	1998	273	Albuquerque, N.M.
2.	Chesson Hadley	2007	275	Williamsburg, Va.
3.	Matt Kuchar	1998	276	Albuquerque, N.M.
	Matt Weibring	2000	276	Opelika, Ala.
	Troy Matteson	2002	276	Columbus, Ohio
6.	Cameron Tringale	2007	278	Williamsburg, Va.
7.	David Duval	1993	279	Lexington, Ky.
	Roberto Castro	2005	279	Owings Mills, Md.

Lowest NCAA Championship Scores (54 holes)

1.	Ollie Schniederjans	2014	204	Hutchinson, Kan.
2.	Ollie Schniederjans	2013	205	Milton, Ga.
3.	Seth Reeves	2013	206	Milton, Ga.
	Seth Reeves	2014	206	Hutchinson, Kan.
5.	Anders Albertson	2013	209	Milton, Ga.
6.	Shun Yat Hak	2013	210	Milton, Ga.
7.	Paul Haley	2010	212	Ooltewah, Tenn.
8.	Chesson Hadley	2010	213	Ooltewah, Tenn.
9.	John-Tyler Griffin	2010	215	Ooltewah, Tenn.
10.	James White	2011	216	Stillwater, Okla.



MATT KUCHAR



MIKKO RANTANEN



STEWART CINK



DAVID DUVAL

Season Stroke Average By Class

Fr.	Bryce Molder	1997-98	70.95
So.	Matt Kuchar	1997-98	70.80
Jr.	Ollie Schniederjans	2013-14	69.51
Sr.	Bryce Molder	2000-01	69.43

Rounds Played in One Year

1.	Mikko Rantanen	1993-94	46
2.	Stewart Cink	1993-94	45
3.	Brian Newton	1993-94	43
	Carlos Beautell	1993-94	43
5.	David Duval	1992-93	41

Rounds in the 60s in One Year

1.	Bryce Molder	2000-01	20
	Ollie Schniederjans	2013-14	20
3.	Ollie Schniederjans	2014-15	18
4.	Bryce Molder	1997-98	16
5.	Bryce Molder	1998-99	15
	Roberto Castro	2004-05	15
7.	Stewart Cink	1993-94	13
	Matt Kuchar	1999-2000	13
	Troy Matteson	2001-02	13
10.	David Duval	1992-93	12
	Bryce Molder	1999-2000	12
	Troy Matteson	2002-03	12
	Cameron Tringale	2006-07	12
	Anders Albertson	2014-15	12

Top 10 Finishes in One Year

1.	David Duval	1992-93	13
2.	Bryce Molder	2000-01	11
3.	Stewart Cink	1994-95	10
	Bryce Molder	1998-99	10
	Ollie Schniederjans	2013-14	10
6.	David Duval	1989-90	9
	Stewart Cink	1993-94	9
	Matt Kuchar	1997-98	9
	Bryce Molder	1997-98	9
	Ollie Schniederjans	2014-15	9

Top 20 Finishes in One Year

1.	David Duval	1992-93	14
2.	Stewart Cink	1994-95	12
	Bryce Molder	2000-01	12
	Ollie Schniederjans	2013-14	12
5.	David Duval	1989-90	11
	Stewart Cink	1993-94	11
	Matt Kuchar	1996-97	11
	Bryce Molder	1997-98	11
	Bryce Molder	1998-99	11
	Bryce Molder	1999-2000	11
	Matt Kuchar	1999-2000	11
	John-Tyler Griffin	2010-11	11

Lowest NCAA Regional Scores

1.	Troy Matteson	2003	201	Auburn, Ala.
2.	Matt Kuchar	1998	202	Daufuskie Island, S.C.
3.	Bryce Molder	2001	203	Williamsburg, Va.
4.	Bryce Molder	1998	206	Daufuskie Island, S.C.
	Ollie Schniederjans	2014	206	Raleigh, N.C.
5.	Chan Reeves	1991	207	New Haven, Conn.
	Roberto Castro	2005	207	Kingston Springs, Tenn.
	Chan Song	2005	207	Kingston Springs, Tenn.
	Seth Reeves	2014	207	Raleigh, N.C.

Lowest ACC Championship Scores

1.	Anders Albertson	2013	201*	New London, N.C.
2.	Bob McDonnell	1985	205	Greensboro, N.C.
	Bryce Molder	2001	205	Lake Buena Vista, Fla.
	Anders Albertson	2015	205	New London, N.C.
5.	David Duval	1993	206	Rocky Mount, N.C.
	Bryce Molder	2000	206	New London, N.C.
	Cameron Tringale	2006	206	New London, N.C.
	Chesson Hadley	2010	206	New London, N.C.
	Paul Haley	2011	206	New London, N.C.
	Ollie Schniederjans	2014	204	New London, N.C.
11.	Matt Kuchar	1998	207	New London, N.C.
	Matt Weibring	2002	207	New London, N.C.
	Nicholas Thompson	2002	207	New London, N.C.
	Cameron Tringale	2009	207	New London, N.C.
	Chesson Hadley	2009	207	New London, N.C.
	Kyle Scott	2011	207	New London, N.C.
	Ollie Schniederjans	2015	207	New London, N.C.

*Tournament record

ACC CHAMPIONSHIP SUMMARIES

1979 — Greensboro, N.C.

The Cardinal Golf Club

8th (1188)

Strokes Off Lead/Par: -78/+108

Larry Mize	79	74	75	228	+12	t19
Jody Lowery	73	85	77	235	+19	t37
Scott Muir	79	78	80	237	+21	44
Robert Haley	84	78	80	242	+26	49
Doug Johnson	80	77	79	246	+30	t50
Mark Donohue	78	84	86	248	+32	t53
Joe Lowe	84	87	78	249	+33	55

1980 — Rocky Mount, N.C.

Northgreen Country Club

8th (305-299-306—910)

Strokes Off Lead/Par: -72/+46

Jody Lowery	74	75	76	225	+9	t24
Rick Riddle	84	68	75	227	+11	30
Doug Johnson	78	75	77	230	+14	t34
Robert Haley	77	85	78	240	+24	44
Ben Raney	83	81	79	243	+27	45
Billy Gilliland	76	81	87	244	+28	t46

1981 — Rocky Mount, N.C.

Northgreen Country Club

8th (318-323-311—952)

Strokes Off Lead/Par: -81/+88

Jody Lowery	74	80	78	232	+16	t31
Robert Haley	81	78	83	242	+26	44
Rick Riddle	82	83	79	244	+28	t45
Shawn Barker	81	86	77	244	+28	t45
Ben Raney	85	82	77	244	+28	t45
John Peay	83	84	84	251	+35	48

1982 — Rocky Mount, N.C.

Northgreen Country Club

8th (311-313-319—943)

Strokes Off Lead/Par: -67/+79

Alan Fuller	79	73	79	231	+15	t26
Davy Hopson	78	79	79	236	+20	t30
Eddie Millington	79	79	81	239	+23	t33
Chip Cochran	75	87	80	242	+26	t36
Jeff Wooley	83	82	81	246	+30	t38

1983 — Rocky Mount, N.C.

Northgreen Country Club

7th (303-292-305—900)

Strokes Off Lead/Par: -33/+36

Shawn Barker	74	74	76	224	+8	t20
Davy Hopson	76	74	74	224	+8	t20
Bob McDonnell	79	74	75	228	+12	t27
Alan Fuller	77	72	80	229	+13	30
Charlie Thomas	76	72	dq	-	-	t39

1984 — Pinehurst, N.C.

Pinehurst No. 2 Course

5th (292-307-317—916)

Strokes Off Lead/Par: -34/+52

Bob McDonnell	68	76	80	224	+8	t7
Nacho Gervas	74	76	77	227	+11	t11
Charlie Thomas	76	80	76	232	+16	t19
Davy Hopson	74	81	84	239	+23	t31
Jay Nichols	84	75	84	242	+26	t36

1985 — Greensboro, N.C.

Bryan Park Golf Course

1st (281-280-282—843)

Strokes Off Lead/Par: +5/-21

Bob McDonnell	68	69	68	205	-11	1
Bill McDonald	68	69	73	210	-6	3
Nacho Gervas	72	71	69	212	-4	t5
Jay Nichols	73	71	72	216	E	t16
Rod Park	77	72	75	224	+8	t30

1986 — Greensboro, N.C.

Bryan Park Golf Course

2nd (289-287-291—867)

Strokes Off Lead/Par: -6/+3

Nacho Gervas	71	69	73	213	-3	2
Bill McDonald	73	72	71	216	E	t6
Bob McDonnell	74	72	72	218	+2	10
Jay Nichols	78	74	75	227	+11	t25
Lenny Nash	71	81	76	228	+12	27

1987 — Greensboro, N.C.

Bryan Park Golf Course

T-2nd (286-292-390—868)

Strokes Off Lead/Par: -7/+4

Chris Cupit	72	73	71	216	E	t6
Bill McDonald	72	70	74	216	E	t6
Nacho Gervas	71	76	72	219	+3	t16
Charlie Rymer	71	76	73	220	+4	t20
Jay Nichols	74	73	74	221	+5	t23

1988 — Greensboro, N.C.

The Cardinal Golf Club

5th (297-302-303—902)

Strokes Off Lead/Par: -22/+38

Tripp Isenhour	76	75	70	221	+5	t3
Bill McDonald	73	77	75	225	+9	t13
Michael Clark	76	73	79	228	+12	t16
Charlie Rymer	72	77	80	229	+13	19
Chan Reeves	79	77	79	235	+19	33

1989 — Rocky Mount, N.C.

Northgreen Country Club

2nd (285-295-294—874)

Strokes Off Lead/Par: -4/+10

Michael Clark	71	73	73	217	+1	2
Charlie Rymer	71	72	76	219	+3	t5
Chan Reeves	71	74	75	220	+4	t8
Trey Holroyd	72	76	74	222	+6	t15
Tripp Isenhour	76	76	72	224	+8	t23

1990 — Rocky Mount, N.C.

Northgreen Country Club

T-5th (297-289-298—884)

Strokes Off Lead/Par: -8/+20

David Duval	69	71	71	211	-5	2
Chan Reeves	71	73	76	220	+4	t14
Tripp Isenhour	75	75	76	226	+10	t21
Charlie Rymer	83	70	75	228	+12	t24
Tom Shaw	82	77	76	235	+19	t33

1991 — Rocky Mount, N.C.

Northgreen Country Club

1st (279-286—565, third round rained out)

Strokes Off Lead/Par: +2/-11

David Duval	67	70	137	-7	t1
Jimmy Johnston	73	69	142	-2	t6
Tom Shaw	71	71	142	-2	t6
Chan Reeves	70	77	147	+3	t19
Briny Baird	71	76	147	+3	t19

1992 — Rocky Mount, N.C.

Northgreen Country Club

1st (289-274-279—842)

Strokes Off Lead/Par: +3/-22

Jimmy Johnston	67	72	70	209	-7	2
David Duval	73	66	71	210	-6	t3
Stewart Cink	75	68	67	210	-6	t3
Briny Baird	75	69	73	217	+1	t22
Wyatt Rollins	73	73	71	217	+1	t22

1993 — Rocky Mount, N.C.

Northgreen Country Club

1st (282-288-283—853)

Strokes Off Lead/Par: +5/-11

David Duval	70	69	67	206	-10	1
Mikko Rantanen	69	72	71	212	-4	t3
Jason Walters	69	75	73	217	+1	t9
Stewart Cink	75	72	72	219	+3	t12
Carlos Beutell	74	76	80	230	+14	39

1994 — Rocky Mount, N.C.

Northgreen Country Club

1st (286-287-291—864)

Strokes Off Lead/Par: +9/E

Mikko Rantanen	71	72	66	209	-7	1
Stewart Cink	69	71	75	215	-1	t4
Brian Newton	74	73	74	221	+5	t13
Carlos Beutell	72	75	76	223	+7	t18
Jason Walters	75	71	77	223	+7	t18

1995 — New London, N.C.

Old North State Club at Uwharrie Point

2nd (291-286-285—862)

Strokes Off Lead/Par: -13/-2

Stewart Cink	73	69	72	214	-2	t8
Sam Hulse	72	73	70	215	-1	t11
Jason Walters	71	71	76	218	+2	t15
Carlos Beutell	75	73	72	220	+4	t19
Brian Newton	76	76	71	223	+7	t27

1996 — New London, N.C.

Old North State Club at Uwharrie Point

9th (299-293-301—893)

Strokes Off Lead/Par: -33/+29

Jason Walters	75	73	72	220	+4	t18
Sam Hulse	74	73	75	222	+6	t25
Mike Pearson	80	72	76	228	+12	36
Brad Carroll	77	75	78	230	+14	t41
Mauricio Muniz	73	78	80	231	+15	t43

ACC CHAMPIONSHIP SUMMARIES

1997 — Fayetteville, Ga.

Whitewater Creek Country Club

8th (306-307-294—907)

Strokes Off Lead/Par: -46/+43

Matt Kuchar.....	76	70	70	216	E	2
Nick Cassini.....	73	82	72	227	+11	t26
Carlton Forrester.....	77	78	76	231	+15	t35
Mauricio Muniz.....	80	80	77	237	+21	43
Mike Pearson.....	83	79	76	238	+22	44

1998 — New London, N.C.

Old North State Club at Uwharrie Point

2nd (283-285-275—843)

Strokes Off Lead/Par: -7/-21

Matt Kuchar.....	70	71	66	207	-9	3
Bryce Molder.....	70	71	68	209	-7	t5
Wes Latimer.....	72	71	69	212	-4	t11
Mike Pearson.....	71	72	74	217	+1	t23
Carlton Forrester.....	75	73	72	220	+4	t29

1999 — New London, N.C.

Old North State Club at Uwharrie Point

1st (287-291-285—863)

Strokes Off Lead/Par: +10/-1

Mike Pearson.....	68	74	71	213	-3	2
Wes Latimer.....	71	73	71	215	-1	3
Bryce Molder.....	73	71	73	217	+1	t7
Matt Kuchar.....	75	74	71	220	+4	t12
Carlton Forrester.....	79	73	72	224	+8	t24

2000 — New London, N.C.

Old North State Club at Uwharrie Point

2nd (287-288-286—861)

Strokes Off Lead/Par: -5/-3

Bryce Molder.....	72	67	67	206	-11	1
Matt Kuchar.....	71	73	69	213	-3	t4
Troy Matteson.....	72	73	73	218	+2	13
Matt Weibring.....	72	75	79	226	+10	t31
Carlton Forrester.....	77	79	77	233	+17	40

2001 — Lake Buena Vista, Fla.

Disney's Magnolia Course

1st (280-285-280—845)

Strokes Off Lead/Par: +8/-19

Bryce Molder.....	69	70	66	205	-11	2
Kris Mikkelsen.....	69	73	71	213	-3	t6
Troy Matteson.....	70	74	71	215	-1	t10
Matt Weibring.....	73	71	72	216	E	t12
Wes Latimer.....	72	71	75	218	+2	t15

2002 — New London, N.C.

Old North State Club at Uwharrie Point

1st (271-284-282—837)

Strokes Off Lead/Par: +4/-27

Matt Weibring.....	68	70	69	207	-9	t2
Nicholas Thompson.....	67	69	71	207	-9	t2
Kris Mikkelsen.....	67	74	70	211	-5	t9
Chan Song.....	71	71	74	216	E	t20
Troy Matteson.....	69	77	72	218	+2	t23

2003 — New London, N.C.

Old North State Club at Uwharrie Point

4th (305-287-289—881)

Strokes Off Lead/Par: -16/+17

Troy Matteson.....	74	67	73	214	-2	t3
Thomas Jordan.....	76	69	71	216	E	t5
Nicholas Thompson.....	77	77	72	226	+10	t23
Adam Cranford.....	78	74	75	227	+11	t26
Chan Song.....	79	77	73	229	+13	t29

2004 — New London, N.C.

Old North State Club at Uwharrie Point

3rd (290-284-274—848)

Strokes Off Lead/Par: -11/-16

Nicholas Thompson.....	71	68	69	208	-8	t3
Chan Song.....	74	72	67	213	-5	t11
Roberto Castro.....	70	74	69	213	-3	t11
Mike Barbosa.....	75	70	69	214	-2	t15
Kevin Larsen.....	75	78	72	225	+9	37

2005 — New London, N.C.

Old North State Club at Uwharrie Point

2nd (293-290-286—869)

Strokes Off Lead/Par: -4/+5

Chan Song.....	74	72	68	214	-2	2
Roberto Castro.....	71	72	74	217	+1	t4
Mike Barbosa.....	74	75	71	220	+4	10
Nicholas Thompson.....	74	73	73	220	+4	t10
Kevin Larsen.....	78	73	75	226	+10	t24

2006 — New London, N.C.

Old North State Club at Uwharrie Point

1st (276-267-290—833)

Strokes Off Lead/Par: E/-31

Cameron Tringale.....	69	65	72	206	-10	1
Taylor Hall.....	70	65	76	211	-5	t9
Kevin Larsen.....	73	67	72	212	-4	t12
Roberto Castro.....	72	70	71	213	-3	t16
Mike Barbosa.....	65	74	75	214	-2	t19

**co-champion with North Carolina*

2007 — New London, N.C.

Old North State Club at Uwharrie Point

T1st (287-283-284—854)

Strokes Off Lead/Par: E/-10

Cameron Tringale.....	72	68	69	209	-7	2
Roberto Castro.....	69	72	72	213	-3	t5
Chesson Hadley.....	72	72	71	215	-1	t9
Kevin Larsen.....	74	72	72	218	+2	t19
Taylor Hall.....	74	71	74	219	+3	t25

**co-champion with Virginia Tech*

2008 — New London, N.C.

Old North State Club at Uwharrie Point

4th (287-285-275—847)

Strokes Off Lead/Par: -9/-17

Taylor Hall.....	71	70	68	209	-7	5
David Dragoo.....	73	72	67	212	-4	t13
Cameron Tringale.....	71	72	69	212	-4	t13
Chesson Hadley.....	72	71	71	214	-2	t20
John-Tyler Griffin.....	77	76	71	224	+8	t43

Tournament Superlatives

INDIVIDUAL

Lowest Round: 65 (-7), Mike Barbosa (1st round), 2006; Cameron Tringale (2nd round), 2006; Taylor Hall (2nd round), 2006; Ollie Schniederjans (1st round), 2014; Luke Schniederjans (1st round), 2018

Low Tournament Score: 201 (-15), Anders Albertson, 2012 (tournament record)

Best Finish: 1st, Bob McDonnell, 1985; David Duval, 1991 and 1993; Mikko Rantanen, 1994; Bryce Molder, 2000; Cameron Tringale, 2006; Chesson Hadley, 2010; Paul Haley, 2011; Anders Albertson, 2013; Ollie Schniederjans, 2014

Biggest Victory Margin: 4 shots, Bob McDonnell, 1985

TEAM

Lowest Round: 267 (-21), 2nd round, 2006

Highest Round: 323, 2nd round, 1981

Low Tournament Score: 827 (-37) in 2019 (championship record)

High Tournament Score: 916 in 1984 (under current format)

Best Finish: 1st in 1985, 1991, 1992, 1993, 1994, 1999, 2001, 2002, 2006, 2007, 2010, 2011, 2012, 2014, 2015, 2018, 2019

Worst Finish: 9th in 1996

Largest Victory Margin: 20 shots in 2011

2009 — New London, N.C.

Old North State Club at Uwharrie Point

1st/11 (281-284-281 — 846)

Strokes Off Lead/Par: +3/-18

Cameron Tringale.....	67	69	71	207	-9	t3
Chesson Hadley.....	71	70	66	207	-9	t3
James White.....	71	71	70	212	-4	t6
John Tyler Griffin.....	72	74	74	220	+4	t27
David Dragoo.....	74	74	74	222	+6	t36

2010 — New London, N.C.

Old North State Club at Uwharrie Point

1st/11 teams 279-276-286 — 841

Strokes Off Lead/Par: +13/-23

Chesson Hadley.....	69	66	71	206	-10	1
Paul Haley.....	71	69	70	210	-6	t4
Kyle Scott.....	71	68	75	214	-2	t12
James White.....	73	73	70	216	E	t19
John-Tyler Griffin.....	68	74	76	218	+2	t23

2011 — New London, N.C.

Old North State Club at Uwharrie Point

1st/11 teams (281-278-272 — 831)

Strokes Off Lead/Par: +20/-33

Paul Haley.....	68	68	70	206	-10	1
Kyle Scott.....	68	71	68	207	-9	2
John-Tyler Griffin.....	73	70	66	209	-7	t3
James White.....	72	73	68	213	-3	t8
Richard Werenski.....	74	69	75	218	+2	t21

ACC CHAMPIONSHIP SUMMARIES

2012 — New London, N.C.

Old North State Club at Uwharrie Point

1st/11 teams (270-274-293 — 837)

Strokes Off Lead/Par: +7/-27

Anders Albertson	69	68	72	209	-7	t4
Bo Andrews	66	72	73	211	-5	t7
Ollie Schniederjans	66	73	72	211	-5	t7
Richard Werenski	69	66	76	211	-5	t7
James White	70	68	77	215	-1	t16

2013 — New London, N.C.

Old North State Club at Uwharrie Point

4th/11 teams (284-272-295 — 851)

Strokes Off Lead/Par: -12/-13

Anders Albertson	66	67	68	201	-15	1
Ollie Schniederjans	69	67	77	213	-3	t10
Shun Yat Hak	76	67	75	218	+2	t26
Bo Andrews	73	71	75	219	+3	t29
Michael Hines	83	83	77	243	+27	55

2014 — New London, N.C.

Old North State Club at Uwharrie Point

1st/11 teams (288-278-273 — 839)

Strokes Off Lead/Par: +6/-25

Ollie Schniederjans	65	70	69	204	-12	1
Anders Albertson	76	68	65	209	-7	t2
Seth Reeves	74	69	69	212	-4	t7
Bo Andrews	73	72	70	215	-1	t18
Richard Werenski	77	71	72	220	+4	t31

2015 — New London, N.C.

Old North State Club at Uwharrie Point

*1st/12 teams (284-279-282 — 845)

Strokes Off Lead/Par: won in playoff/-21

Anders Albertson	67	69	69	205	-11	t1
Ollie Schniederjans	71	67	69	207	-9	4
Chris Petefish	73	71	72	216	E	t23
James Clark	73	77	72	222	+6	t34
Vincent Whaley	77	72	74	223	+7	t36

**won championship in a playoff over Clemson*

2016 — New London, N.C.

Old North State Club at Uwharrie Point

4th/12 teams (287-288-289 — 864)

Strokes Off Lead/Par: -25/E

Chris Petefish	69	74	69	212	-4	t7th
Vincent Whaley	74	70	74	218	+2	t25th
James Clark	73	71	75	219	+3	t29th
Michael Hines	76	73	71	220	+4	t31st
Jacob Joiner	71	74	78	223	+7	t39th

2017 — Clinton, S.C.

Musgrove Mill Golf Club

T-7th/12 teams (288-296-299 — 883)

Strokes Off Lead/Par: -33/+19

Vincent Whaley	69	74	74	217	+1	t15th
Andy Ogletree	73	75	72	220	+4	t22nd
Tyler Strafaci	69	79	77	225	+9	t34th
James Clark	77	73	76	226	+10	t37th
Luke Schniederjans	77	74	80	231	+15	50th

2018 — New London, N.C.

Old North State Club at Uwharrie Point

1st/12 teams (276-277-282 — 835)

Strokes Off Lead/Par: +2/-29

Luke Schniederjans	65	74	69	208	-8	t12th
Tyler Strafaci	70	70	68	208	-8	t12th
Chris Petefish	69	68	72	209	-7	t17th
Andy Ogletree	72	68	73	213	-3	t24th
Noah Norton	77	71	73	221	+5	t48th

2019 — New London, N.C.

Old North State Club at Uwharrie Point

1st/12 teams (276-270-281 — 827)

Strokes Off Lead/Par: +15/-37

Andy Ogletree	66	65	73	204	-12	2nd
Luke Schniederjans	71	69	68	208	-8	6th
Connor Howe	72	68	72	212	-4	t14th
Tyler Strafaci	67	73	73	213	-3	t16th
Noah Norton	80	68	68	216	E	t27th

NCAA CHAMPIONSHIP SUMMARIES

1927 Championship

Garden City, N.J./Garden City Country Club

1 Watts Gunn d. Roland McKenzie (Brown), 10-9, in championship match

Gunn won the medal competition with a 72-hole score of 302, and shot 69 in the championship match.

1934 Championship

Cleveland, Ohio/Cleveland Country Club

1 Charles Yates d. Ed White (Texas) in championship match

Frank Ridley lost in semifinals to Yates; Berrien Moore lost in first round of match play to Chuck Kocsis of Michigan; George Harris did not advance from stroke-play portion of championship.

1947 Championship

Michigan (host school)/Ann Arbor, Mich.

T14th/39 teams (634)

Strokes Off Lead: -28

Individual results unknown

1966 Championship

Stanford, Calif./Stanford Golf Course

Bunky Henry 79 77 - - 156 +12 mc

1967 Championship

Shawnee, Pa./Shawnee-on-the-Delaware Golf Club

Bunky Henry 77 71 70 70 E 288 t2

1978 Championship

Eugene, Ore./Eugene Country Club

Larry Mize 77 79 81 - 237 +21 mc

1985 Championship

Haines City, Fla./Grenelefe Golf and Tennis Resort

12th/30 teams (300-300-300-301—1201)

Strokes Off Lead/Par: -29/+49

Jay Nichols 72 75 75 75 297 +9 t26
Nacho Gervas 77 76 72 75 298 +10 t35
Bill McDonald 74 76 76 75 301 +13 t54
Bob McDonnell 77 73 77 78 305 +17 t74
Rod Park 78 82 77 89 326 +38 t97

1986 Championship

Advance, N.C./Bermuda Run Country Club

T-13th/31 teams (296-294-298-292—1180)

Strokes Off Lead/Par: -24/+28

Nacho Gervas 72 70 74 71 287 -1 t3
Jay Nichols 71 73 76 74 294 +6 t38
Bob McDonnell 77 72 74 71 294 +6 t38
Lenny Nash 76 81 75 76 308 +20 t105
Bill McDonald 80 79 75 76 310 +22 t109

1987 Championship

Columbus, Ohio/Ohio State Univ. Scarlet Course

22nd/30 teams (302-310-298-304—1214)

Strokes Off Lead/Par: -54/+62

Nacho Gervas 77 77 74 73 301 +13 t45
Bill McDonald 75 76 75 77 303 +15 t59
Charlie Rymer 74 82 74 78 308 +20 t91
Chris Cupit 76 77 76 80 309 +21 t97
Jay Nichols dq 80 75 76 - - na

1988 Championship

Thousand Oaks, Calif./North Ranch Country Club

7th/32 teams (301-289-296-298—1184)

Strokes Off Lead/Par: -8/+32

Bill McDonald 77 68 69 73 287 -1 t2
Charlie Rymer 74 74 76 71 295 +8 t26
Tripp Isenhour 75 72 74 80 301 +13 t54
Chan Reeves 75 81 81 74 311 +23 82
Michael Clark 85 75 77 82 319 +31 t87

1989 East Regional

North Myrtle Beach, S.C./The Long Bay Club

2nd/19 teams (299-291-288—878)

Strokes Off Lead/Par: -6/+14

Charlie Rymer 73 73 71 217 +1 t3
Chan Reeves 76 71 71 218 +2 t6
Tripp Isenhour 75 75 73 223 +7 t22
Michael Clark 79 72 73 224 +8 t26
Trey Holroyd 75 79 dq 154 - na

1989 Finals

Edmond, Okla./Oak Tree Country Club

MC/30 teams (295-298—593)

Strokes Off Lead/Par: NA/+17

Charlie Rymer 76 70 - - 146 +2 na
Tripp Isenhour 74 73 - - 147 +3 na
Michael Clark 74 75 - - 149 +5 na
Chan Reeves 71 80 - - 151 +7 na
Trey Holroyd 77 82 - - 159 +15 na
Tech stood 18th after 36 holes.

1990 East Regional

Savannah, Ga./Sheraton Resort and Country Club

T-2nd/23 teams (284-280-287—851)

Strokes Off Lead/Par: -3/-13

Tripp Isenhour 71 69 73 213 -3 t9
Charlie Rymer 70 71 72 213 -3 t9
David Duval 70 72 71 213 -3 t9
Tom Shaw 73 68 73 214 -2 t15
Chan Reeves 73 74 71 218 +2 t37

1990 Finals

Tarpon Springs, Fla./Innisbrook Golf & Resort

11th/30 teams (292-288-304-289—1173)

Strokes Off Lead/Par: -18/+21

David Duval 74 68 76 70 288 E t8
Tripp Isenhour 73 72 76 70 291 +3 t23
Charlie Rymer 73 76 77 73 299 +11 t68
Tom Shaw 77 73 75 76 301 +13 t82
Chan Reeves 72 75 79 76 302 +14 t87

1991 East Regional

New Haven, Conn./Yale Golf Course

1st/23 teams (287-274-291—852)

Strokes Off Lead/Par: +13/+12

Chan Reeves 69 69 69 207 -3 1
David Duval 73 65 74 212 +2 t4
Jimmy Johnston 72 73 71 216 +6 t13
Briny Baird 73 73 78 224 +14 t47
Tom Shaw 77 67 77 231 +21 t86

1991 Finals

Pebble Beach, Calif./Poppy Hills Golf Club

6th/30 teams (303-292-302-291—1188)

Strokes Off Lead/Par: -27/+36

David Duval 76 70 71 69 286 -2 2
Jimmy Johnston 73 75 81 71 300 +12 t45
Tom Shaw 79 72 76 74 301 +13 t56
Chan Reeves 76 75 77 77 305 +17 t81
Briny Baird 78 75 78 81 312 +24 t127

1992 East Regional

Hamilton, N.Y./Colgate Seven Oaks Golf Course

3rd/22 teams (301-286-291—878)

Strokes Off Lead/Par: -4/+14

Jimmy Johnston 72 67 70 209 -7 1
David Duval 76 73 68 217 +1 t5
Wyatt Rollins 75 74 74 223 +7 t28
Briny Baird 81 72 79 232 +16 t78
Stewart Cink 78 81 81 240 +24 105

1992 Finals

Albuquerque, N.M./Univ. of New Mexico Championship Course

5th/30 teams (289-294-284-284—1151)

Strokes Off Lead/Par: -22/-1

David Duval 68 74 72 75 289 +1 t23
Jimmy Johnston 73 76 70 71 290 +2 t26
Briny Baird 79 73 70 69 291 +3 t36
Stewart Cink 73 74 72 73 292 +4 t42
Wyatt Rollins 75 73 73 71 292 +4 t42

1993 East Regional

Charlottesville, Va./Birdwood Golf Course

5th/22 teams (285-298-284—867)

Strokes Off Lead/Par: -18/+3

David Duval 67 74 70 211 -5 t3
Mikko Rantanen 71 74 73 218 +2 t27
Stewart Cink 74 74 70 218 +2 t27
Carlos Beutell 74 76 71 221 +5 t44
Tommy Johnston 73 76 78 227 +11 t77

1993 Finals

Lexington, Ky./The Champions Golf Club

2nd/30 teams (288-293-278-287—1146)

Strokes Off Lead/Par: -1/-6

David Duval 73 71 65 70 279 -9 2
Stewart Cink 70 74 71 74 289 +1 t13
Carlos Beutell 72 76 68 73 289 +1 t13
Mikko Rantanen 73 72 78 70 293 +5 t24
Tommy Johnston 83 79 74 74 310 +22 t71

1994 East Regional

Opelika, Ala./Grand National Lake Course

3rd/23 teams (300-292-284—876)

Strokes Off Lead/Par: -8/+12

Stewart Cink 74 75 67 216 E 3
Mikko Rantanen 76 71 71 218 +2 t8
Brian Newton 80 70 72 222 +6 t22
Sam Hulsey 74 80 74 228 +12 t51
Carlos Beutell 76 76 78 230 +14 t64

1994 Finals

McKinney, Texas/Stonebridge Country Club

6th/30 teams (296-274-277-298—1145)

Strokes Off Lead/Par: -8/-7

Stewart Cink 75 67 65 73 280 -8 t5
Mikko Rantanen 71 63 71 82 287 -1 t21
Carlos Beutell 76 71 69 76 292 +4 t45
Jason Walters 77 73 72 76 298 +10 t65
Brian Newton 74 75 79 73 301 +13 t71

1995 East Regional

New Haven, Conn./Yale Golf Course

T-7th/21 teams (293-295-298—886)

Strokes Off Lead/Par: -29/+46

Stewart Cink 71 73 74 218 +8 t15
Carlos Beutell 77 75 73 225 +15 t56
Brian Newton 73 80 72 225 +15 t56
Jason Walters 74 74 79 227 +17 t70
Sam Hulsey 75 73 80 228 +18 t75

NCAA CHAMPIONSHIP SUMMARIES

1995 Finals

Columbus, Ohio/Ohio State Univ. Scarlet Course

MC/30 teams (304-302—606)

Strokes Off Lead/Par: -27/+30

Stewart Cink.....	73	72	-	-	145	+1	na
Sam Hulsey.....	77	75	-	-	152	+8	na
Jason Walters.....	75	79	-	-	154	+10	na
Brian Newton.....	79	76	-	-	155	+11	na
Carlos Beautell.....	82	81	-	-	163	+19	na

Tech stood 29th after 36 holes.

1997 East Regional

Hot Springs, Va./Homestead Resort, Cascades Course

Matt Kuchar..... 68 74 74 216 E t6

1997 Finals

Lake Forest, Ill./Conway Farms Golf Club

Matt Kuchar..... 77 76 - - 153 +9 mc

1998 East Regional

Daufuskie Island, S.C./Melrose Golf Club

1st/23 teams (284-275-276—835)

Strokes Off Lead/Par: -/-29

Matt Kuchar.....	64	69	69	202	-14	1
Bryce Molder.....	73	67	66	206	-10	2
Mike Pearson.....	73	69	73	215	-1	t22
Carlton Forrester.....	75	73	68	216	E	t26
Wes Latimer.....	74	70	75	219	+3	t40

1998 Finals

Albuquerque, N.M./Univ. of New Mexico Championship Course

3rd/30 Teams (281-277-286-278—1122)

Strokes Off Lead/Par: -4/-30

Bryce Molder.....	68	68	68	69	273	-15	6
Matt Kuchar.....	69	67	70	70	276	-12	t7
Wes Latimer.....	76	74	75	67	292	+4	t60
Mike Pearson.....	73	70	73	76	292	+4	t60
Carlton Forrester.....	71	72	78	72	293	+5	t65

1999 East Regional

Providence, R.I./Rhode Island Country Club

1st/23 teams (283-280-282—845)

Strokes Off Lead/Par: +9/-7

Matt Kuchar.....	70	69	70	209	-1	2
Bryce Molder.....	69	74	67	210	E	t3
Wes Latimer.....	72	70	70	212	+2	t5
Mike Pearson.....	73	68	75	216	+6	t18
Carlton Forrester.....	72	73	78	223	+13	t64

1999 Finals

Edina, Minn./Hazeltine National Golf Club

MC/30 teams (314-312—626)

Strokes off Lead/Par: -36/+50

Bryce Molder.....	77	77	-	-	154	+10	na
Wes Latimer.....	74	80	-	-	154	+10	na
Matt Kuchar.....	83	76	-	-	159	+15	na
Carlton Forrester.....	81	79	-	-	160	+16	na
Mike Pearson.....	82	80	-	-	162	+18	na

Tech stood 28th after 36 holes.

2000 East Regional

Moosic, Pa./Glenmaura National Golf Club

3rd/27 teams (297-296-291—884)

Strokes Off Lead/Par: -13/+32

Matt Kuchar.....	74	73	73	220	+7	t14
Carlton Forrester.....	74	73	73	220	+7	t14
Bryce Molder.....	71	75	76	222	+9	t21
Troy Matteson.....	81	75	72	228	+15	t56
Matt Weibring.....	78	77	73	228	+15	t56

2000 Finals

Opelika, Ala./Grand National Lake Course

2nd/30 teams (280-282-278-276—1116)

Strokes off Lead/Par: E/-36

Matt Weibring.....	71	71	67	67	276	-12	6
Carlton Forrester.....	74	70	68	70	282	-6	t15
Bryce Molder.....	69	72	71	70	282	-6	t15
Matt Kuchar.....	67	70	72	74	283	-5	t20
Troy Matteson.....	73	71	72	69	285	-3	t30

2001 East Regional

Williamsburg, Va./Golden Horseshoe Golf Club

7th/27 teams (285-279-282—846)

Strokes Off Lead/Par: -18/-18

Bryce Molder.....	68	69	66	203	-13	2
Matt Weibring.....	69	71	70	210	-6	t10
Troy Matteson.....	73	69	73	215	-1	t49
Wes Latimer.....	75	70	73	218	+2	t64
Kris Mikkelsen.....	75	72	74	221	+5	t75

2001 Finals

Durham, N.C./Duke University Golf Club

4th/30 teams (289-292-282-285—1148)

Strokes off Lead/Par: -22/-4

Kris Mikkelsen.....	66	72	72	71	281	-7	t4
Bryce Molder.....	73	72	66	73	284	-4	t8
Troy Matteson.....	74	76	69	70	289	+1	t27
Wes Latimer.....	76	72	77	74	299	+11	t59
Matt Weibring.....	76	78	75	71	300	+12	t63

2002 East Regional

Roswell, Ga./Ansley Golf Club's Settindown Creek

11st/27 teams (291-287-298—876)

Strokes Off Lead/Par: +1/+12

Matt Weibring.....	70	71	75	216	E	5
Chan Song.....	76	70	74	220	+4	t13
Kris Mikkelsen.....	73	74	74	221	+5	t18
Nicholas Thompson.....	75	72	75	222	+6	t23
Troy Matteson.....	73	76	78	227	+11	t60

2002 Finals

Columbus, Ohio/Ohio State Univ. Scarlet Course

2nd/30 teams (277-286-290-285—1138)

Strokes off Lead/Par: -4/+2

Troy Matteson.....	73	66	70	67	276	-8	1
Kris Mikkelsen.....	70	74	71	71	286	+2	t33
Nicholas Thompson.....	67	73	75	74	289	+5	t51
Matt Weibring.....	70	74	74	73	291	+7	t63
Chan Song.....	70	73	76	75	294	+10	t86

2003 East Regional

Auburn, Ala./Auburn University Club

2nd/27 teams (281-286-281—848)

Strokes Off Lead/Par: -9/-16

Troy Matteson.....	68	67	66	201	-15	1
Chan Song.....	70	71	70	211	-5	t12
Nicholas Thompson.....	71	76	73	220	+4	t43
Adam Cranford.....	72	78	72	222	+6	t51
Thomas Jordan.....	78	72	76	226	+10	t76

2003 Finals

Stillwater, Okla./Karsten Creek Golf Club

11th/30 teams (310-306-302-300—1218)

Strokes off Lead/Par: -27/+66

Nicholas Thompson.....	77	77	72	70	296	+8	t12
Troy Matteson.....	78	74	77	75	304	+16	t39
Thomas Jordan.....	79	77	79	77	312	+24	t63
Chan Song.....	77	82	76	78	313	+25	t67
Adam Cranford.....	78	78	77	89	322	+34	t83

2004 East Regional

New Haven, Conn./The Course at Yale

T3rd/27 teams (291-288-285—864)

Strokes Off Lead/Par: -8/+24

Roberto Castro.....	74	68	70	212	+2	t9
Nicholas Thompson.....	72	73	70	215	+5	t17
Mike Barbosa.....	73	75	71	219	+9	t31
Chan Song.....	72	72	76	220	+10	t41
Kevin Larsen.....	80	80	74	234	+24	t111

2004 Finals

Hot Springs, Va./Homestead Resort, Cascades Course

T5th/30 teams (289-285-287-290-1151)

Strokes off Lead/Par: -17/+31

Nicholas Thompson.....	70	73	68	73	284	E	t17
Chan Song.....	70	69	77	71	287	+3	t24
Mike Barbosa.....	73	74	72	72	291	+11	t36
Roberto Castro.....	76	74	70	74	294	+14	t44
Kevin Larsen.....	82	69	78	79	308	+28	t76

2005 East Regional

Kingston Springs, Tenn./The Golf Club of Tennessee

T6th/27 teams (285-283-279—847)

Strokes Off Lead/Par: -12/-5

Roberto Castro.....	73	69	65	207	-6	t10
Chan Song.....	68	69	70	207	-6	t10
Nicholas Thompson.....	72	72	69	213	E	t33
Kevin Larsen.....	72	75	75	222	+9	t82
Mike Barbosa.....	77	73	75	225	+12	t100

2005 Finals

Owings Mills, Md./Caves Valley Golf Club

2nd/30 teams (288-281-295-282—1146)

Strokes off Lead/Par: -11/+26

Roberto Castro.....	69	68	71	71	279	-1	3
Mike Barbosa	71	72	76	71	290	+10	t27
Chan Song	73	72	74	71	290	+10	t27
Nicholas Thompson....	75	69	77	69	290	+10	t27
Kevin Larsen.....	77	74	74	77	302	+22	t67

2006 Central Regional

Chardon, Ohio/Sand Ridge Golf Club

T3rd/27 teams (295-288-284—867)

Strokes Off Lead/Par: -22/+15

Cameron Tringale.....	71	71	72	214	+1	t4
Kevin Larsen.....	69	78	70	217	+4	t15
Roberto Castro.....	77	73	70	220	+7	t30
Mike Barbosa.....	78	71	72	221	+8	t37
Taylor Hall.....	80	73	73	226	+13	t63

2006 Finals

Sunriver, Ore./Crosswater Golf Club

MC/30 teams (304-294-296—891)

Strokes off Lead/Par: -34/+27

Cameron Tringale.....	73	70	68	74	285	-3	#t8
Kevin Larsen.....	76	71	73	-	220	+4	na
Mike Barbosa.....	75	74	77	-	226	+10	na
Roberto Castro.....	77	84	78	-	239	+23	na
Taylor Hall.....	81	79	80	-	240	+24	na

Tech stood 26th after 54 holes; #made 54-hole cut as individual

2007 East Regional

Alpharetta, Ga./The Golf Club of Georgia

T2nd/27 teams (284-294-289—867)

Strokes Off Lead/Par: -12/+3

Chesson Hadley.....	68	75	71	214	-2	7
Cameron Tringale.....	67	70	80	217	+1	t14
Roberto Castro.....	75	73	73	221	+5	t27
Kevin Larsen.....	74	76	76	226	+10	tT66
Taylor Hall.....	81	78	69	228	+12	t78

NCAA CHAMPIONSHIP SUMMARIES

2007 Finals

Williamsburg, Va./Golden Horseshoe Golf Club (Gold Course)

8th/30 teams (288-275-280-288 — 1131)

Strokes off Lead/Par: -22/+11

Chesson Hadley.....	72	67	66	70	275	-5	t4
Cameron Tringale.....	67	68	69	74	278	-2	t9
Roberto Castro.....	74	70	72	71	287	+7	t46
Kevin Larsen.....	75	70	74	74	293	+13	t68
Taylor Hall.....	78	72	73	73	296	+16	t74

2008 Central Regional

Columbus, Ohio/Ohio State Scarlet Course

15th/27 teams (307-299-302 — 908)

Strokes Off Lead/Par: -29/+56

Chesson Hadley.....	72	75	75	222	+9	t12
Taylor Hall.....	78	74	75	227	+14	t52
John-Tyler Griffin.....	78	77	74	229	+16	t65
Cameron Tringale.....	80	74	78	232	+19	t89
David Dragoo.....	79	76	80	235	+22	t109

2009 Central Regional

Bowling Green, Ky./The Club at Olde Stone

13th/30 teams (292-293-295 — 880)

Strokes Off Lead/Par: -17/+16

Cameron Tringale.....	69	74	71	214	-2	t3
John-Tyler Griffin.....	74	72	71	217	+1	t11
Chesson Hadley.....	75	72	77	224	+8	t30
James White.....	75	75	76	226	+10	t39
David Dragoo.....	74	78	78	230	+14	t48

2009 Finals

Toledo, Ohio/Inverness Club

11th/30 teams (301-285-288 — 874)

Strokes off Lead/Par: -25/+22

Cameron Tringale.....	74	67	74	215	+2	t18
David Dragoo.....	79	72	68	219	+6	t36
Chesson Hadley.....	72	72	76	220	+7	t47
John-Tyler Griffin.....	76	74	72	222	+9	t60
James White.....	79	77	74	230	+17	t127

2010 Southeast Regional

Alpharetta, Ga./Capital City Club Crabapple Course

3rd/13 teams (287-286-272 — 845)

Strokes off Lead/Par: -4/+5

John-Tyler Griffin.....	68	73	68	209	-1	t3
Chesson Hadley.....	73	69	68	210	E	t8
James White.....	71	72	72	215	+5	t23
Kyle Scott.....	77	72	68	217	+7	t30
Paul Haley.....	75	76	68	219	+9	t41

2010 Finals

Ooltewah, Tenn./The Honors Course

3rd/30 teams (290-282-286 — 858)

Strokes off Lead/Par: -8/-6

Paul Haley.....	70	69	73	212	-4	t9
Chesson Hadley.....	72	72	69	213	-3	t14
John-Tyler Griffin.....	71	72	72	215	-1	t25
James White.....	77	72	72	221	+5	t72
Kyle Scott.....	78	69	74	221	+5	t72

Match Play - Lost to Augusta State, 3-2 (quarterfinals) -

Haley L 1-up, Scott W 1-up, White W 2&1, Hadley L 1-up, Griffin L 1-up

2011 East Regional

Radford, Va./Pete Dye River Course at Virginia Tech

T-3rd/13 teams (289-293-287 — 869)

Strokes off Lead/Par: -4/+5

Kyle Scott.....	68	73	71	212	-4	t2
James White.....	73	71	68	212	-4	t2
John-Tyler Griffin.....	74	74	73	221	+5	t17
Richard Werenski.....	74	75	75	224	+8	t28
Paul Haley.....	76	76	76	228	+12	t42

2011 Finals

Stillwater, Okla./Karsten Creek Golf Club

2nd/30 teams (283-290-302 — 875)

Strokes off Lead/Par: -3/+11

James White.....	67	73	76	216	E	t8
John-Tyler Griffin.....	73	72	74	219	+3	t17
Paul Haley.....	71	72	77	220	+4	t20
Kyle Scott.....	72	74	75	221	+5	t29
Richard Werenski.....	76	73	82	231	+15	t102

Match Play - Lost to Augusta State, 3-2 (quarterfinals) -

White L 3&2, Griffin W 3&2 W 1-up, Scott L 1-up, Haley L 2-up, Werenski W 19 holes

2012 Southwest Regional

Norman, Okla./Jimmie Austin OU Golf Club

6th/14 teams (290-286-307 — 883)

Strokes off Lead/Par: -23/+19

Ollie Schniederjans.....	72	69	78	219	+3	t15
James White.....	69	74	79	222	+6	t24
Anders Albertson.....	74	76	73	223	+7	t27
Bo Andrews.....	75	72	77	224	+8	t31
Richard Werenski.....	77	71	81	229	+13	t48

2013 Tallahassee Regional

Tallahassee, Fla./Golden Eagle Golf and Country Club

4th/13 teams (280-284-285 — 849)

Strokes off Lead/Par: -19/-15

Anders Albertson.....	66	71	72	209	-7	t10
Bo Andrews.....	71	71	68	210	-6	t14
Ollie Schniederjans.....	70	71	71	212	-4	t19
Shun Yat Hak.....	73	73	74	220	+4	t42
Seth Reeves.....	75	71	79	225	+9	t60

2013 Finals

Milton, Ga./Capital City Club Crabapple Course

2nd/30 teams (274-274-282 — 830)

Strokes off Lead/Par: -6/-10

Ollie Schniederjans.....	67	68	70	205	-5	t8
Seth Reeves.....	69	69	68	206	-4	t13
Anders Albertson.....	69	67	73	209	-1	t26
Shun Yat Hak.....	69	70	71	210	E	t32
Bo Andrews.....	78	72	73	223	+13	t144

Match Play - Defeated UNLV, 3-2 (quarterfinals) - Reeves

L 4&3, Hak L 2-up, Andrews W 3&2, Schniederjans W

1-up (19 holes), Albertson W 2&1; Lost to Alabama, 3-0-2

(semifinals) - Albertson AS, Hak L 4&3, Andrews AS,

Reeves L 3&1, Schniederjans L 3&2

2014 Raleigh Regional

Raleigh, N.C./Lonnie Poole Golf Course

1st/13 teams (268-272-285 — 825)

Strokes off Lead/Par: +17/-27

Ollie Schniederjans.....	66	68	72	206	-7	2
Seth Reeves.....	69	69	69	207	-6	t3
Bo Andrews.....	67	68	74	209	-4	t6
Anders Albertson.....	73	67	71	211	-2	8
Richard Werenski.....	66	75	73	214	+1	t15

2014 Finals

Hutchinson, Kan./Prairie Dunes Country Club

5th/30 teams (277-282-282 — 841)

Strokes off Lead/Par: -12/+1

Ollie Schniederjans.....	71	65	68	204	-6	2
Seth Reeves.....	66	72	68	206	-4	t6
Richard Werenski.....	69	72	74	215	+5	t69
Bo Andrews.....	71	73	74	218	+8	t89
Anders Albertson.....	79	73	72	224	+14	t125

Match Play - lost to Oklahoma State, 4-0-1

(quarterfinals) - Werenski L 2&1, Andrews L 1-up, Albertson L 1-up; Schniederjans AS, Reeves L 1-up

2015 San Diego Regional

Rancho Sante Fe, Calif./The Farms Golf Club

3rd/13 teams (299-283-287 — 869)

Strokes off Lead/Par: -26/+5

Ollie Schniederjans.....	75	69	70	214	-2	t7
Anders Albertson.....	75	72	70	217	+1	t14
Chris Petefish.....	72	70	75	217	+1	t14
James Clark.....	77	72	73	222	+6	t29
Vincent Whaley.....	78	73	74	225	+9	t49

2015 Finals

Bradenton, Fla./The Concession Golf Club

9th/30 teams (293-295-290-297 — 1175)

Strokes off Lead/Par: -20/+23

Vincent Whaley.....	79	71	68	76	294	+6	t33
Ollie Schniederjans.....	76	74	70	78	298	+10	t49
Chris Petefish.....	72	77	73	77	299	+11	53
James Clark.....	76	75	79	70	300	+12	t54
Anders Albertson.....	69	75	85	74	303	+15	t67

2016 Tucson Regional

Marana, Ariz./The Gallery at Dove Mountain

17th/14 teams (297-288-282 — 867)

Strokes off Lead/Par: -34/+3

Jacob Joiner.....	78	70	68	216	E	t17th
Chris Petefish.....	70	75	71	216	E	t17th
Vincent Whaley.....	75	71	70	216	E	t17th
James Clark.....	74	72	73	219	+3	t26th
Michael Hines.....	86	77	78	241	+25	71st

2017 Stanford Regional

Stanford, Calif./Stanford Golf Course

6th/13 teams (287-273-284 — 844)

Strokes off Lead/Par: -21/+4

Luke Schniederjans.....	76	62	72	210	E	t12
Andy Ogletree.....	70	72	69	211	+1	t17
James Clark.....	71	69	74	214	+4	t27
Tyler Strafaci.....	70	70	74	214	+4	t27
Vincent Whaley.....	76	73	69	218	+8	t48

2018 Raleigh Regional

Raleigh, N.C./Lonnie Poole Golf Course

6th/14 teams (274-279-282 — 835)

Strokes off Lead/Par: -22/-17

Tyler Strafaci.....	68	69	71	208	-5	t13
Andy Ogletree.....	70	69	70	209	-4	t16
Noah Norton.....	70	69	72	211	-2	t26
Chris Petefish.....	68	74	69	211	-2	t26
Luke Schniederjans.....	68	72	72	212	-1	t32

NCAA CHAMPIONSHIP SUMMARIES

2019 Pullman Regional

Pullman, Wash./Palouse Ridge Golf Club

4th/14 teams (271-270-277 — 818)

Strokes off Lead/Par: -11/-22

Andy Ogletree.....	67	66	70	203	-7	t12
Connor Howe.....	66	70	68	204	-6	t17
Luke Schniederjans.....	70	66	68	204	-6	t17
Noah Norton	68	68	71	207	-3	t29
Tyler Strafaci.....	72	73	73	218	+8	60

2019 Finals

Fayetteville, Ark./Blessings Golf Club

18th*/30 teams (307-293-303 — 903)

Strokes off Lead/Par: -51/+39

Tyler Strafaci.....	75	70	77	222	+6	t34
Luke Schniederjans.....	79	67	80	226	+10	t65
Connor Howe.....	80	77	72	229	+13	t88
Andy Ogletree.....	77	79	74	230	+14	t96
Noah Norton	76	79	80	235	+19	t124

*eliminated after 54 holes

Finals Superlatives

INDIVIDUAL

Lowest Round: 63 (9-under-par), Mikko Rantanen, 2nd round, 1994

Low Tournament Score: 273 (15-under-par), Bryce Molder, 1998

Best Finish: 1st, Troy Matteson, 2002

Worst Finish (72 holes): T-127, Briny Baird, 1991

TEAM

Lowest Round: 274 (-14), 2nd round, 1994

Highest Round: 314, 1st round, 1999

Low Tournament Score: 1116 (-36) in 2000

High Tournament Score (72 holes): 1218 in 2003

Best Finish (stroke play): 2nd place, 1993, 2000, 2002, 2005, 2012

Worst Finish (72 holes): 22nd place, 1987

Closest to Leader: Tied, lost playoff in 2000

Furthest from Leader (72 holes): 54 shots, 1987

Most Strokes Under Par: 36-under-par (1116), 2000

Regional Superlatives

INDIVIDUAL

Lowest Round: 64 (-8), Matt Kuchar (1st round), 1998

Low Tournament Score: 201 (-15), Troy Matteson, 2003

Most Shots Under Par: 15-under (201), Troy Matteson, 2003

Best Finish: 1st, Chan Reeves, 1991; Jimmy Johnston, 1992; Matt Kuchar, 1998; Troy Matteson, 2003

Widest Victory Margin: 4 shots, Chan Reeves, 1991; Matt Kuchar, 1998

TEAM

Lowest Round: 270 (-10), 2nd round, 2019

Highest Round: 301, 1st round, 1992

Low Tournament Score: 818 (-22), 2019

High Tournament Score: 886, 1995

Best Finish: 1st place, 1991, 1998, 1999, 2002

Worst Finish: T-7th place, 1995, 2016

Widest Victory Margin: 13 shots, 1991

Most Shots from Lead: 34 shots, 2016

Most Shots Under Par: 29-under (835), 1998

NCAA Championship Timeline

The national collegiate championships were conducted by the United States Golf Association through 1938, and consisted of a medal competition and a match play bracket similar to today's U.S. Amateur.

The NCAA began conducting the championship in 1939, using a match play format through 1965, when it became a 72-hole, stroke-play event.

The NCAA instituted a 54-hole cut from 1979-88. A 36-hole cut was used in 1989, and again from 1992-2001. No cuts were made in 1990, 1991 or 2002.

Regional qualifying tournaments were instituted in 1989, expanding the championship field to 81 teams, 27 in each of three regionals, with 30 teams advancing to the 72-hole finals. In 2009, the format was changed to include six regional tournaments. Thirty teams (five from each regional) advanced to the finals.

The finals structure changed again in 2009, with 30 teams playing 54 holes of stroke play. The individual national champion was crowned after 54 holes, and the top eight teams advanced to a match play bracket to decide the team champion. In 2015, the NCAA added a fourth 18-hole round to the stroke-play portion, cutting the field to the top 15 teams and nine individuals not on those teams for the final round, which determined the medalist and the eight teams for match play.

TEAM HISTORY AT-A-GLANCE

Year	Coach	Captain	*Record/Wins	+NCAA	#Conference
1918	unknown	Tom Prescott	3-0	—	—
1919	unknown	unknown	unknown	—	—
1920	unknown	unknown	unknown	—	—
1921	unknown	unknown	unknown	—	—
1922	unknown	unknown	unknown	—	—
1923	unknown	Bip Farnsworth	2-1	—	—
1924	unknown	Bip Farnsworth	1-2	—	—
1925	unknown	Bill Spalding	2-2	—	—
1926	unknown	Bill Spalding	5-2	—	—
1927	unknown	Watts Gunn+	5-1	—	Champions
1928	unknown	Watts Gunn	6-1	—	—
1929	unknown	Shag Irvin	5-3	—	—
1930	unknown	Charles Brimby	4-5	—	—
1931	H.E. Dennison	Scott Hudson	4-4	—	—
1932	H.E. Dennison	Ivan Allen	unknown	—	—
1933	H.E. Dennison	Frank Ridley	6-0	—	—
1934	H.E. Dennison	Charlie Yates+	7-0	—	—
1935	H.E. Dennison	Charlie Yates	7-0	—	—
1936	H.E. Dennison	S.N. Holditch	unknown	—	—
1937	H.E. Dennison	Tommy Barnes	unknown	—	—
1938	H.E. Dennison	Tommy Barnes	unknown	—	—
1939	H.E. Dennison	Gene Brooks	unknown	—	—
1940	H.E. Dennison	Danny Yates	unknown	—	—
1941	H.E. Dennison	Danny Yates	unknown	—	—
1942	H.E. Dennison	Hal Florence	unknown	—	—
1943	no team				
1944	no team				
1945	no team				
1946	H.E. Dennison	none	unknown	—	—
1947	H.E. Dennison	Ike Scott	11-2	T14th	—
1948	H.E. Dennison	Ashby Taylor	8-5	—	2nd
1949	H.E. Dennison	Albert Swann	8-2	—	Champions
1950	H.E. Dennison	Scott Howell	5-5-1	—	6th
1951	H.E. Dennison	Scott Howell	8-3	—	3rd
1952	H.E. Dennison	Tommy Bachman	6-5	—	3rd
1953	H.E. Dennison	Charlie Harrison	2-7	—	7th
1954	H.E. Dennison	Lynwood Johnson	7-2	—	5th
1955	H.E. Dennison	John Maddox	4-7	—	6th
1956	Tommy Plaxico	Ned Edge	7-3-1	—	3rd
1957	Tommy Plaxico	George Johnson	5-7	—	3rd
1958	Tommy Plaxico	Morris Copeland, Bland Johnson	8-7	—	5th
1959	Tommy Plaxico	Jimmy Cleveland	2-8	—	4th
1960	Tommy Plaxico	Jimmy Cleveland	9-4	—	4th
1961	Tommy Plaxico	Lefty Ewing	8-6	—	5th
1962	Tommy Plaxico	Bill Ploeger	7-7-2	—	t4th
1963	Tommy Plaxico	Buddy Baker	8-9	—	7th
1964	Tommy Plaxico	Robbie Horak	5-10	—	7th
1965	Tommy Plaxico	Larry Sears	7-6-1	—	—
1966	Tommy Plaxico	Bunky Henry	7-2-2	—	—
1967	Tommy Plaxico	Bunky Henry	10-7	—	—
1968	Tommy Plaxico	Bill Dudley	3-15-1	—	—
1969	Tommy Plaxico	Len Williams	8-7	—	—
1970	Tommy Plaxico	none	11-8-1	—	—
1971	Tommy Plaxico	none	3-10	—	—
1972	Tommy Plaxico	none	8-9	—	—
1973	Tommy Plaxico	Lanny Houillion	4-3	—	—
1974	Tommy Plaxico	none	4-5	—	—
1975	Tommy Plaxico	none	—	—	11th
1976	Tommy Plaxico	Jim Teuscher	**2-0	—	12th
1977	Tommy Plaxico	Mike Johnson	**0-1	—	3rd
1978	Tommy Plaxico	Larry Mize	—	—	5th
1979	Tommy Plaxico	Larry Mize	—	—	8th
1980	Tommy Plaxico	—	—	—	—
1981	Tommy Plaxico	—	—	—	—
1982	Tommy Plaxico	—	—	—	8th
1983	Puggy Blackmon	—	1	—	7th

Georgia Tech fielded its first intercollegiate golf team in 1918, “and it was met with marked success in the matches with the Eastern colleges,” reads the 1918 edition of the Blueprint, the Georgia Tech yearbook.

“To get to the personnel and work of the team. Very little time was had by the men to practice, but they went to it with a will and when the time for the first match with Columbia came around, a formidable quartet was on hand. Perry Adair, one of the foremost golfers in the South, was number one man. Adair has been playing golf around Atlanta since twelve years old and holds many of the course records in the South. Fred Howden of Savannah, was elected manager. Howden had a score of notable records to his credit there. Ewing Watkins, one of the best golfers in Tennessee and said to be the longest driver in the South, and Tom Prescott of Atlanta golf fame, comprised the other two members of the team.”

Scoring for matches that year, and in years beyond, “was kept on the Nassau system, the winners on the first nine being awarded one point, the same being true for the second nine holes, and an additional point being awarded for the best ball of the match.”

Year	Coach	Captain	*Record/Wins	+NCAA	#Conference
1984	Puggy Blackmon	—	—	—	5th
1985	Puggy Blackmon	Bob McDonnell	4	12th	Champion
1986	Puggy Blackmon	Bob McDonnell	2	t13th	2nd
1987	Puggy Blackmon	Nacho Gervas, Jay Nichols	4	22nd	t2nd
1988	Puggy Blackmon	—	1	5th	7th
1989	Puggy Blackmon	—	1	%t18th	2nd
1990	Puggy Blackmon	—	2	11th	t5th
1991	Puggy Blackmon	—	4	6th	Champion
1992	Puggy Blackmon	—	4	5th	Champion
1993	Puggy Blackmon	—	5	2nd	Champion
1994	Puggy Blackmon	—	3	6th	Champion
1995	Puggy Blackmon	—	1	%29th	2nd
1996	Bruce Heppler	Sam Hulsey	—	—	9th
1997	Bruce Heppler	Rob Anderson	—	—	8th
1998	Bruce Heppler	Brian Newton	2	3rd	2nd
1999	Bruce Heppler	Carlton Forrester	3	%28th	Champion
2000	Bruce Heppler	Matt Kuchar	4	^2nd	2nd
2001	Bruce Heppler	Bryce Molder	5	4th	Champion
2002	Bruce Heppler	Kris Mikkelsen	7	+2nd	Champion
2003	Bruce Heppler	Troy Matteson	—	t11th	4th
2004	Bruce Heppler	Thomas Jordan	2	t5th	3rd
2005	Bruce Heppler	Mike Barbosa, Nicholas Thompson	1	2nd	2nd
2006	Bruce Heppler	Thomas Jordan	3	%26th	Co-champion
2007	Bruce Heppler	Roberto Castro	1	8th	Co-champion
2008	Bruce Heppler	Cameron Tringale	—	!15th	4th
2009	Bruce Heppler	Adam Cohan, Cameron Tringale	1	t10th	Champion
2010	Bruce Heppler	John-Tyler Griffin	2	3rd/QF	Champion
2011	Bruce Heppler	John-Tyler Griffin	3	2nd/QF	Champion
2012	Bruce Heppler	James White	2	!6th	Champion
2013	Bruce Heppler	Bo Andrews	2	2nd/SF	4th
2014	Bruce Heppler	Bo Andrews	7	5th/QF	Champion
2015	Bruce Heppler	Anders Albertson	4	9th	Champion
2016	Bruce Heppler	Michael Hines	—	!t7th	4th
2017	Bruce Heppler	Michael Hines	—	!6th	7th
2018	Bruce Heppler	James Clark	4	!6th	Champion
2019	Bruce Heppler	James Clark	6	18th	Champion

* dual match record through 1974, tournament wins from 1975 to present

** played both dual matches and tournaments

Southern Conference until 1931, SEC from 1932-64, Southern Independent from 1975-76, Metro Conference from 1977-78, ACC from 1979 to present

+ NCAA individual champion (Troy Matteson in 2002)

^ Tied after 72 holes, lost playoff

% missed 36- or 54-hole cut at NCAA Championship

! finish in NCAA regional, did not advance to finals

(QF, SF, F) finish in NCAA match play

YEAR-BY-YEAR RESULTS (SINCE 1947)

From 1937-39, the Southeastern Conference Championship was held in Baton Rouge, La. From 1940-64, the SEC Championship was held in Athens, Ga., as part of the Southern Intercollegiate Championship (no championship was held from 1943-45 due to World War II). Tech continued to participate in the SIC long after leaving the Southeastern Conference in 1964.

- denotes tri-match or quad-match;

n/a - denotes scores not available

1947-48

Mar. 23	L	Auburn	8-10
Mar. 25	L	Auburn	6.5-11.5
Apr. 3	W	Tennessee	15-3
Apr. 10	W	Florida	14-4
Apr. 15	W	Georgia	10-8
Apr. 23	W	Vanderbilt	18-8
Apr. 24	L	Kentucky	7.5-10.5
na	2nd*	SEC Championship (Athens, Ga.)	306
May 4	L	Emory	8-10
May 8	W	Kentucky	14-4
May 14	L	Sewanee	8-10
May 15	W	Vanderbilt	16-2
May 21	W	Georgia	14.5-3.5
May 22	W	Tennessee	11.5-7.5

*Albert Swann was the SEC medalist with a score of 73.

1948-49

Mar. 22	W	Rollins College	13.5-4.5
Mar. 24	W	Jacksonville NAS	13.5-4.5
Mar. 26	L	Auburn	4-14
Apr. 2	W	South Carolina	17-10
Apr. 9	W	Tennessee	16-2
Apr. 12	W	Emory	13-5
Apr. 20	L	Auburn	8-10
Apr. 22	W	Georgia	13.5-4.5
Apr. 27-30	1st	SEC Championship (Athens, Ga.)	302
May 5	W	Georgia	13-5
May 14	--	Vanderbilt	..dnf
May 20	W	Tennessee	12.5-5.5
May 21	--	Kentucky	..dnf

1949-50

na	L	Auburn	3.5-14.5
na	W	Florida	17.5-9.5
na	W	Tennessee	15.5-2.5
na	W	Emory	13.5-4.5
na	W	Auburn	12.5-5.5
na	L	Georgia	10-17
na	--	Kentucky	cancelled
na	6th/6	SEC Championship (Athens, Ga.)	1263
na	12th/12	Southern Intercollegiate (Athens, Ga.)	1263
na	T	Vanderbilt	9-9
na	L	Georgia	1.5-17.5
na	W	Tennessee	9.5-8.5
na	L	Kentucky	7-11
na	L	Kentucky	3.5-14.5

1950-51

Mar. 26	L	Duke	8.5-18.5
Apr. 4	W	Emory	17.5-0.5
Apr. 7	W	Auburn	17-1
Apr. 14	W	Tennessee	15.5-2.5
Apr. 18	W	Emory	14-4
Apr. 21	W	Vanderbilt	10-8
Apr. 25	L	Georgia	12.5-14.5
Apr. 28	W	Tennessee	15.5-2.5
May 3	L	Georgia	10-17
May 5	W	Kentucky	17-1
May 7	W	Florida	16-2
May 10-12	3rd/5	SEC Championship (Athens, Ga.)	604
May 10-12	6th/12	Southern Intercollegiate (Athens, Ga.)	604
May 18	--	Auburn	cancelled

1951-52

Mar. 24	L	Florida	3-24
Mar. 25	L	Florida State	12.5-14.5
Apr. 4	W	Emory	17-1
Apr. 11	W	Tennessee	13.5-3.5
Apr. 12	W	Florida	14-13
Apr. 18	W	Emory	12.5-5.5
Apr. 24	L	Georgia	3-24
Apr. 26	W	Tennessee	20-7
Apr. 29	L	Alabama	7-11
May 1-3	3rd/9	SEC Championship (Athens, Ga.)	600
May 1-3	5th/20	Southern Intercollegiate (Athens, Ga.)	600
May 9	W	Vanderbilt	9.5-8.5
May 13	L	Georgia	10 ½-16 ½

1952-53

Apr. 3	hW	Emory	14-13
Apr. 4	hL	Tennessee	3-24
Apr. 7	hL	Florida	7.5-19.5
Apr. 18	aL	Vanderbilt	8-10
Apr. 21	hW	Emory	15-12
Apr. 25	aL	Georgia	12.5-14.5
Apr. 29	nL	Alabama (Athens, Ga.)	8-13
A.30-M.2	7th/9	SEC Championship (Athens, Ga.)	646
A.30-M.2	17th/24	Southern Intercollegiate (Athens, Ga.)	646
May 12	hL	Georgia	10-17
May 16	aL	Tennessee	8-19

1953-54

Apr. 1	W	Emory	21-6
Apr. 2	W	Tennessee	19-8
Apr. 8	W	Auburn	15-12
Apr. 12	W	Emory	21.5-5.5
Apr. 16	W	Vanderbilt	20.5-6.5
Apr. 20	L	Auburn	10-17
Apr. 28	W	Florida State	17-10
A.29-M.1	5th/7	SEC Championship (Athens, Ga.)	607
A.29-M.1	10th/22	Southern Intercollegiate (Athens, Ga.)	607
May 13	L	Georgia	8.5-18.5
May 15	W	Tennessee	14.5-12.5

1954-55

Mar. 21	aW	Florida State	15.5-11.5
Mar. 22	aL	Florida	4.5-22.5
Apr. 1	hW	Tennessee	22.5-4.5
Apr. 9	aW	Auburn	22.5-4.5
Apr. 11	hL	Florida	8-19
Apr. 16	aL	Vanderbilt	11-16
Apr. 19	hW	Auburn	18.5-8.5
Apr. 23	aL	Georgia	6.5-21.5
May 4	nL	Memphis (Athens, Ga.)	6.5-21.5
May 5-7	6th/8	SEC Championship (Athens, Ga.)	605
May 5-7	11th/23	Southern Intercollegiate (Athens, Ga.)	605
May 14	aL	Tennessee	12-15
May 17	hL	Georgia	4.5-22.5

Home matches played at East Lake Golf Club #2 course.

1955-56

Mar. 30	hW	Northern Illinois State	24-3
Apr. 2	hW	Florida	15.5-11.5
Apr. 9	hL	Florida State	11.5-15.5
Apr. 13	hW	Rollins College	15-12
Apr. 14	hW	Vanderbilt	21.5-5.5
Apr. 21	aL	7-20	Georgia
Apr. 24	hW	Auburn	22.5-4.5
Apr. 28	aL	Tennessee	12-15
May 5-7	3rd/9	SEC Championship (Athens, Ga.)	602
May 5-7	7th/24	Southern Intercollegiate (Athens, Ga.)	602
May 9	hW	Tennessee	22-5
May 12	aW	Auburn	16.5-10.5
May 15	hT	Georgia	13.5-13.5

1956-57

Mar. 18	aL	Florida State	7.5-19.5
Mar. 19	aL	Florida	6.5-20.5
Mar. 20	aL	Rollins	7-20
Mar. 21	aW	Jacksonville NAS	14-13
Apr. 2	hW	Auburn	17.5-9.5
Apr. 12	hW	Florida	18.5-8.5
Apr. 15	aW	Auburn	22-5
Apr. 20	aL	Vanderbilt	12.5-14.5
Apr. 23	aL	Georgia	11.5-15.5
Apr. 27	aL	Tennessee	12.5-14.5
May 2-4	3rd/9	SEC Championship (Athens, Ga.)	595
May 2-4	7th/28	Southern Intercollegiate (Athens, Ga.)	595
May 14	hL	Georgia	13-14
May 17	hW	Tennessee	20-7

1957-58

Mar. 17	aL	Florida State	6-21
Mar. 18	aL	Florida	5-22
Mar. 19	aL	Rollins	7.5-19.5
Mar. 20	aW	Jacksonville NAS	19.5-7.5
Mar. 28	nL	Auburn (Opelika, Ala.)	10.5-16.5
Apr. 1	hW	Chattanooga	14-4
Apr. 4	hL	Florida	9-18
Apr. 7	hW	Auburn	18-9
Apr. 11	hW	Vanderbilt	23.5-3.5
Apr. 14	hW	Florida State	14-13
Apr. 18	aW	Chattanooga	forfeit
Apr. 19	aL	Georgia	3-24
May 1-3	5th	SEC Championship (Athens, Ga.)	n/a
May 1-3	11th	Southern Intercollegiate (Athens, Ga.)	n/a
May 10	aW	Tennessee	16-11
May 13	hL	Georgia	8-19
May 14	hW	Tennessee	16-11

1958-59

Mar. 23	aL	Florida State	6-21
Mar. 24	aL	Florida	3-24
Mar. 26-28	--	Miami Invitational	n/a
Apr. 4	aW	Tennessee	24-3
Apr. 8	hL	Auburn	13-14
Apr. 10	aL	Vanderbilt	9-18
Apr. 13	aL	Georgia	7-20
Apr. 17	hL	Florida	9-18
Apr. 24	aL	Auburn	6.5-20.5
A.30-M.2	4th	SEC Championship (Athens, Ga.)	n/a
A.30-M.2	7th	Southern Intercollegiate (Athens, Ga.)	n/a
May 6	hW	Tennessee	27.5-1.5
May 12	hL	Georgia	7-20

Home matches played at East Lake Golf Club

1959-60

Mar. 21	aL	Florida State	11-16
Mar. 22	aL	Florida	5.5-21.5
Mar. 23	aW	Rollins College	14.5-12.5
Mar. 24	aal	Florida Southern	9.5-17.5
Mar. 29	hW	Michigan State	15.5-11.5
Apr. 1	hW	Florida	14-13
Apr. 8	hW	Vanderbilt	23.5-3.5
Apr. 11	aL	Georgia	5-22
Apr. 18	aW	Tennessee	25.5-1.5
Apr. 27	hW	Auburn	24-3
May 5-7	4th	SEC Championship (Athens, Ga.)	n/a
May 5-7	8th	Southern Intercollegiate (Athens, Ga.)	n/a
May 13	hW	Tennessee	27-0
May 17	hW	Georgia	14.5-12.5
May 21	aW	Auburn	21-6

Home matches played at East Lake Golf Club

1960-61

Mar. 20	aL#	@Florida State	12-15
Mar. 20	nW#	Vanderbilt (Tallahassee, Fla.)	23-4
Mar. 21	aL	@Florida	8-19
Mar. 22	aL	@Rollins College	10-17
Mar. 23	aW	@Florida Southern	19.5-7.5
Mar. 28	hW	Georgia State	24-3
Apr. 1	aW	@Auburn	15.5-11.5
Apr. 7	aW	@Vanderbilt	22-5
Apr. 14	hL	Florida	12.5-14.5
Apr. 24	aW	@Tennessee	22-5
Apr. 26	hW	Auburn	23-4
Apr. 29	aL	@Georgia	6-21
May 4-6	5th	SEC Championship (Athens, Ga.)	n/a
May 4-6	10th	Southeastern Intercollegiate (Athens, Ga.)	n/a
May 8	hW	Tennessee	25-2
May 16	L	Georgia	7.5-19.5

Home matches played at The Standard Town and Country Club

1961-62

Mar. 19	aL#	@Florida State	10.5-16.5
Mar. 19	nW#	Springfield College (Tallahassee, Fla.)	27-0
Mar. 20	aL	@Florida	10-17
Mar. 21	aL	@Rollins College	11.5-15.5
Mar. 22	aW	@Florida Southern	19-8
Mar. 30	hL#	Florida	12.5-14.5
Mar. 30	hW#	Duke	16-11
Apr. 4	hL	Auburn	12.5-14.5
Apr. 6	hW	Vanderbilt	18-9
Apr. 10	aL#	@Auburn	11.5-15.5
Apr. 10	nW#	Kentucky (Auburn, Ala.)	15-12
Apr. 21	aT	@Tennessee	13.5-13.5
Apr. 24	hW	Georgia State	19.5-7.5
Apr. 28	aL	@Georgia	5.5-20.5
May 3-5	4th	SEC Championship (Athens, Ga.)	n/a
May 3-5	7th	Southern Intercollegiate (Athens, Ga.)	n/a
May 11	hW	Tennessee	18.5-8.5
May 15	hT	Georgia	13.5-13.5

Home matches played at The Standard Town and Country Club

YEAR-BY-YEAR RESULTS (SINCE 1947)

1962-63

Mar. 18	aL#	Florida State.....	7-20
Mar. 18	nL#	Georgia (Tallahassee, Fla.).....	6-21
Mar. 18	nW#	Springfield College (Tallahassee, Fla.).....	26-1
Mar. 19	aL#	Florida.....	6.5-20.5
Mar. 19	nL#	Rollins (Gainesville, Fla.).....	12-15
Mar. 21-23	9th	Florida Intercollegiate (Ocala, Fla.).....	n/a
Mar. 26	hW	Alabama.....	20-7
Mar. 29	hL#	Florida.....	8.5-18.5
Mar. 29	hL#	Duke.....	13.5-4.5
Apr. 2	hW	Georgia State.....	25-2
Apr. 5	aL	Vanderbilt.....	9-18
Apr. 9	hW	Auburn.....	18-9
Apr. 12	hW	Tennessee.....	21-6
Apr. 15	aL	Auburn.....	11-16
Apr. 23	hW	Georgia State.....	14-13
Apr. 27	aL	Georgia.....	1.5-25.5
May 2-4	7th	SEC Championship (Athens, Ga.).....	n/a
May 2-4	14th	Southern Intercollegiate (Athens, Ga.).....	n/a
May 13	aW	Tennessee.....	5.5-3.5
May 14	hL	Georgia.....	5-22

Home matches played at The Standard Town and Country Club

1963-64

Mar. 23	aL#	Florida State.....	1-17
Mar. 23	nW#	Springfield College (Tallahassee, Fla.).....	17-1
Mar. 24	aL	Florida.....	7.5-19.5
Mar. 26-28	7th	Miami Invitational.....	n/a
Mar. 31	hW#	Georgia State.....	16-2
Mar. 31	hL#	Duke.....	8-10
Apr. 3	hW	Vanderbilt.....	23-4
Apr. 6	hL	Alabama.....	12-15
Apr. 10	aL	Alabama.....	6.5-20.5
Apr. 11	aL	Auburn.....	9.5-17.5
Apr. 13	hL	Tennessee.....	3-9
Apr. 20	hW	Auburn.....	22-5
Apr. 21	hW	Georgia State.....	16-11
Apr. 24	aL	Georgia.....	3-24
A.30-M.2	7th	SEC Championship (Athens, Ga.).....	n/a
A.30-M.2	16th/26	Southern Intercollegiate (Athens, Ga.).....	n/a
May 8	aL	Tennessee.....	3-6
May 12	hL	Georgia.....	7.5-19.5

Home matches played at The Standard Town and Country Club

1964-65

Mar. 22	aL	Florida State.....	3-15
Mar. 23	aL	Florida.....	2.5-24.5
Mar. 24	aL#	Florida Southern.....	7.5-19.5
Mar. 24	nW#	Sewanee (Lakeland, Fla.).....	15-12
Mar. 25-27	10th/20	Miami Invitational.....	n/a
Apr. 2	hW#	Georgia State.....	21.5-5.5
Apr. 2	hW#	Florida Southern.....	19-8
Apr. 9	aW	Vanderbilt.....	15.5-11.5
Apr. 13	hW	Auburn.....	20-7
Apr. 20	hW	Tennessee.....	16-11
Apr. 22	hL	Georgia State.....	11-16
Apr. 24	aT	Auburn.....	13.5-13.5
Apr. 26	aL	Georgia.....	4-23
A.29-M.1	14th	Southern Intercollegiate (Athens, Ga.).....	n/a
May 10	aW#	Tennessee.....	12-6
May 10	nL#	Georgia (Knoxville, Tenn.).....	7.5-10.5

Home matches played at The Standard Club

1965-66

Mar. 21	aL	Florida.....	8-19
Mar. 23	7th	Miami Invitational.....	n/a
Mar. 30	hT	Indiana.....	13.5-13.5
Apr. 1	hW	Indiana.....	17.5-9.5
Apr. 5	hW	Georgia State.....	22.5-4.5
Apr. 8	hW	Vanderbilt.....	18.5-8.5
Apr. 19	hW	Tennessee.....	24.5-2.5
Apr. 22	hW	Presbyterian.....	21.5-5.5
Apr. 23	aW	Auburn.....	16.5-10.5
Apr. 26	--	Georgia.....	cancelled
Apr. 27	--	Auburn/Wofford.....	rain
Apr. 30	aL	Georgia.....	7-20
May 5-7	11th	Southern Intercollegiate (Cape Coral, Fla.).....	n/a
May 12	hW	Georgia State.....	22.5-4.5
May 16	aT	Tennessee.....	13.5-13.5

Bunky Henry competed in the NCAA Championship at Stanford, Calif. (79-77 - MC)

1966-67

Mar. 20	aL	Florida.....	8-18
Mar. 22-25	3rd	Miami Invitational.....	n/a
Mar. 29	hW	William & Mary.....	25-2
Mar. 30	hW#	William & Mary.....	22-5
Mar. 30	hL#	Indiana.....	10.5-16.5
Mar. 31	hW	Indiana.....	16-11
Apr. 6	aL	@Tennessee.....	4.5-22.5
Apr. 10	aW	Vanderbilt.....	21.5-5.5
Apr. 18	hL#	Georgia State.....	9-18
Apr. 18	hW#	Wofford.....	16.5-10.5
Apr. 21	aL	Georgia.....	7.5-19.5



Apr. 22	nW	Auburn (Alexander City, Ala.).....	21-6
May 1	hL#	Georgia.....	1-17
May 1	hL#	Georgia State.....	5.5-12.5
May 3	hW	Auburn.....	22.5-4.5
May 5	hW	Georgia State.....	20.5-6.5
May 6	aW	Wofford.....	17-10
May 9	hW	Tennessee.....	16-11

Home matches played at The Standard Club

Bunky Henry tied for second place in the NCAA Championship at Shawnee, Pa. (77-71-70-70 - 288)

1967-68

Mar. 18	aW	Florida State.....	15-12
Mar. 19	aL	Florida.....	396-377
Mar. 21-23	6th	Cape Coral Invitational.....	n/a
Apr. 1	aL#	Tennessee.....	6.5-11.5
Apr. 1	nL#	Furman (Knoxville, Tenn.).....	8-10
Apr. 3	hL	Purdue.....	6-21
Apr. 5	hL	Georgia State.....	9.5-17.5
Apr. 9	hL	East Tennessee State.....	9-18
Apr. 15	aL#	Georgia.....	6.5-11.5
Apr. 15	nL#	Auburn (Athens, Ga.).....	7.5-10.5
Apr. 15	nL#	South Carolina (Athens, Ga.).....	8.5-9.5
Apr. 22	aL#	Auburn.....	384-362
Apr. 22	nL#	Georgia (Auburn, Ala.).....	384-363
Apr. 26	hL	Georgia.....	3-24
Apr. 30	hT#	Tennessee.....	377-377
Apr. 30	hW#	Georgia State.....	377-386
Apr. 30	hW#	Wofford.....	377-392
May 6	aL#	East Tennessee State.....	6-12
May 6	nL#	Virginia Tech (Johnson City, Tenn.).....	6-12
May 7	nL	Wofford (Tryon, N.C.).....	503-496

Home matches played at The Standard Club

1968-69

Mar. 24	aL	@Florida.....	390-370
Mar. 26-29	11th/33	Miami Invitational.....	1238
Apr. 19	aL	@Auburn.....	377-373
Apr. 21	aL	@Georgia.....	3-24
Apr. 25	hW#	Wofford.....	370-377
Apr. 25	hL#	Florida.....	370-369
Apr. 25	hW#	Vanderbilt.....	370-390
Apr. 28	rain	@Tennessee.....	
Apr. 29	hW#	Auburn.....	373-379
Apr. 29	hL#	Georgia.....	373-364
Apr. 29	hL#	Tennessee.....	373-363
May 2	nW#	Wofford (Tryon, N.C.).....	12.5-5.5
May 2	nW#	East Tennessee (Tryon, N.C.).....	9.5-8.5
May 2	nW#	South Carolina (Tryon, N.C.).....	10.5-7.5
May 9	hL#	Georgia State.....	398-395
May 9	hW#	Columbus College.....	398-399
May 12	hW	Georgia State.....	20-7

Home matches played at The Standard Club

1969-70

Mar. 25-28	na	Miami Invitational.....	n/a
Apr. 1	hL#	Indiana.....	7.5-16.5
Apr. 1	hW#	Chattanooga.....	15.5-2.5
Apr. 1	hW#	Wofford.....	13-5
Apr. 2-4	7th	Tennessee Invitational.....	1212
Apr. 13	aL	@Georgia.....	1.5-25.5
Apr. 17	aW#	@Columbus College.....	377-378
Apr. 17	nW#	Mercer (Columbus, Ga.).....	377-408
Apr. 17	nW#	West Florida (Columbus, Ga.).....	377-402
Apr. 18	aL#	@Auburn.....	372-363
Apr. 18	nT#	West Florida (Auburn, Ala.).....	372-372
Apr. 21	hW#	Auburn.....	364-367
Apr. 21	hW#	Georgia State.....	364-381
Apr. 21	hW#	Columbus College.....	364-378
Apr. 24	aL	@Vanderbilt.....	379-376
Apr. 25	aW	@Chattanooga.....	295-299
Apr. 28	hL#	Georgia.....	375-361
Apr. 28	hW#	Tennessee.....	375-377
May 1	nW#	Wofford (Tryon, N.C.).....	459-464
May 1	nL#	South Carolina (Tryon, N.C.).....	459-456
May 1	nL#	East Tennessee State (Tryon, N.C.).....	459-458
May 11	hL	Georgia State.....	397-363

Home matches played at East Lake Golf Club

1970-71

Mar. 22	aW#	@Miami.....	311-335
Mar. 22	nL#	Florida (Miami, Fla.).....	311-285
Mar. 24-27	11th	Miami Invitational.....	1589
Apr. 2-3	6th	Major College Invitational (Knoxville, Tenn.).....	1205
Apr. 5	aL#	@Georgia.....	409-373
Apr. 5	nL#	South Carolina (Athens, Ga.).....	409-375
Apr. 5	nL#	Indiana (Athens, Ga.).....	497-463
Apr. 10	aL#	@Auburn.....	381-376
Apr. 10	nL#	Georgia State (Auburn, Ala.).....	381-371
Apr. 16-17	4th	Junior-Senior Intercollegiate (Alexander City, Ala.).....	n/a
Apr. 19	nL+	Georgia State.....	367-363
Apr. 19	nW+	Chattanooga.....	367-405
Apr. 30	hL#	Georgia.....	391-359
Apr. 30	hL#	Georgia State.....	391-377
May 7	nL#	Wofford (Tryon, N.C.).....	7.5-10.5
May 7	nW#	Appalachian State (Tryon, N.C.).....	9.5-8.5

Home matches played at East Lake Golf Club; +played at Druid Hills Golf Club, Atlanta

1971-72

Jan. 6-7	7th	Senior Bowl (Mobile, Ala.).....	790
Mar. 19	aL#	Georgia Southern.....	307-294
Mar. 19	nL#	Georgia (Statesboro, Ga.).....	307-285
Mar. 19	nL#	South Carolina (Statesboro, Ga.).....	307-293
Mar. 21	aW	Vanderbilt.....	303-324
Mar. 22	aW	Tennessee-Chattanooga.....	376-380
Mar. 28	hL#	Georgia.....	388-373
Mar. 28	hW#	Tennessee-Chattanooga.....	388-420
Apr. 6-7	8th	Major College Invitational (Knoxville, Tenn.).....	1214
Apr. 9	aL	Georgia.....	413-389
Apr. 11	hW#	Auburn.....	377-382
Apr. 11	hW#	Georgia State.....	377-383
Apr. 11	hW#	Armstrong State.....	377-394
Apr. 13-14	7th	Junior-Senior Collegiate (Alexander City, Ala.).....	788
Apr. 21-23	16th	Schenkel Intercollegiate (Statesboro, Ga.).....	n/a
Apr. 24	aL#	Auburn.....	373-360
Apr. 24	nW#	South Alabama (Auburn, Ala.).....	373-386
Apr. 28	nL#	South Carolina (Tryon, N.C.).....	479-459
Apr. 28	nW#	Wofford (Tryon, N.C.).....	479-487
May 1	aL	Georgia State (Peachtree City, Ga.).....	405-385
May 6	hL	Tennessee.....	387-383

1972-73

na	21st/24	Seminole Classic (Tallahassee, Fla.).....	1161
Mar. 21-24	11th/45	Miami Invitational (Miami, Fla.).....	1259
Apr. 5-7	12th/22	Furman Invitational (Greenville, S.C.).....	780
Apr. 12-14	1st/8	Junior-Senior Collegiate (Alexander City, Ala.).....	775
Apr. 18	hW#	Sewanee.....	401-433
Apr. 18	hL#	Georgia State.....	401-389
Apr. 18	hW#	Tennessee-Chattanooga.....	401-408
na	12th/22	Schenkel Intercollegiate (Statesboro, Ga.).....	910
na	hW	Mercer.....	299-308
May 1	hL#	Auburn.....	388-385
May 1	hW#	Georgia State.....	388-390
May 12-13	4th/10	Sam Nunn Invitational (Perry, Ga.).....	601
May 14	nL	Auburn (Pine Mountain, Ga.).....	366-362

Home matches played at East Lake Golf Club

YEAR-BY-YEAR RESULTS (SINCE 1947)

1973-74

Mar. 1-3	11th/22	FSU Invitational (Tallahassee, Fla.)	904
Mar. 21-23	12th/13	Southeast Invitational (Dothan, Ala.)	409-399-396 – 1204
Mar. 28-30	4th/22	Furman Intercollegiate (Greenville, S.C.)	371-387 – 758
Apr. 2	hW#	West Georgia	395-431
Apr. 2	hW#	Georgia State	395-415
Apr. 2	hL#	Georgia	395-377
Apr. 6	aL#	Georgia	407-384
Apr. 6	nW#	Southern Tech (Athens, Ga.)	407-496
Apr. 16	hL#	Auburn	401-381
Apr. 16	hL#	St. Bernard	401-386
Apr. 16	hW#	Mercer	401-419
Apr. 12-13	9th/10	Junior-Senior Collegiate (Alexander City, Ala.)	395-405 – 800
Apr. 20	aL	Auburn	398-368
Apr. 26-28	20th/20	Chris Schenkel Intercollegiate (Statesboro, Ga.)	1188
May 4	4th/7	Warner Robins Invitational (Perry, Ga.)	308

Home matches played at East Lake Golf Club

1974-75

Oct. 11-14	8th/12	Dixie Intercollegiate (Pine Mountain, Ga.)	309-324-317 – 957
Mar. 1-2	17th/22	Seminole Invitational (Tallahassee, Fla.)	309-308-314 – 931
Mar. 25-28	16th/18	Southeastern Intercollegiate (Dothan, Ala.)	313-321-309 – 943
Apr. 3-5	12th/25	Furman Intercollegiate (Greenville, S.C.)	309-314-306 – 929
Apr. 11-12	9th/10	Southern Junior-Senior Collegiate (Alexander City, Ala.)	380-388 – 768
Apr. 25-27	19th/21	Chris Schenkel Intercollegiate (Statesboro, Ga.)	373-372-380 – 1125
May 8-10	18th/20	Southern Intercollegiate (Athens, Ga.)	312-298 – 610
May 16-18	11th/13	Southern Independent Collegiate (Pine Mountain, Ga.)	308-313 – 621

1975-76

Feb. 27-29	17th/26	Seminole Invitational (Tallahassee, Fla.)	310-307-307 – 924
Mar. 25-27	23rd/34	Furman Invitational (Greenville, S.C.)	311-308-308 – 927
Apr. 2	hW	Georgia State	320-238
Apr. 9-11	8th/10	Junior-Senior Invitational (Dadeville, Ala.)	375-378-392 – 1222
Apr. 15	hW	Georgia State	332-338
Apr. 23-25	16th/18	Chris Schenkel Intercollegiate (Statesboro, Ga.)	1135
May 8-9	4th/4	Governors Cup (Perry, Ga.)	303
May 14-16	7th/11	Major Independent (Pine Mountain, Ga.)	802
May 27-29	12th/25	Southern Intercollegiate (Athens, Ga.)	901

Home matches played at East Lake Golf Club

1976-77

fall	19th/21	Dixie Classic (Columbus, Ga.)	n/a
Mar. 4-6	20th/23	FSU Invitational (Tallahassee, Fla.)	n/a
Mar. 24-26	21st/27	Furman Invitational (Greenville, S.C.)	307-316-301 – 924
Apr. 8-10	10th/12	Junior-Senior Invitational (Dadeville, Ala.)	374-386-397 – 1157
Apr. 22-24	14th/18	Chris Schenkel Intercollegiate (Statesboro, Ga.)	299-290-298 – 887
May 3	hL	Georgia State	386-382
May 7	3rd/4	Governors Cup (Perry, Ga.)	307
May 13-15	3rd/7	Metro 7 Tournament (Memphis, Tenn.)	909
May 25-27	22nd/24	Southern Intercollegiate (Athens, Ga.)	n/a

Home matches played at East Lake Golf Club

1977-78

Oct. 7-9	T18th/24	River City Intercollegiate (Memphis, Tenn.)	923
Nov. ??	9th/20	Dixie Intercollegiate (Columbus, Ga.)	899
Feb. 10-12	12th/15	Gator Invitational (Gainesville, Fla.)	897
Feb. 24-26	14th/24	Seminole Invitational (Tallahassee, Fla.)	313-310-318 – 941
Mar. 23-25	17th/24	Furman Invitational (Greenville, S.C.)	309-312 – 621
Apr. 7-9	11th/15	Junior-Senior Invitational (Dadeville, Ala.)	301-295-296 – 892
Apr. 21-23	20th/21	Chris Schenkel Invitational (Statesboro, Ga.)	314-305-304 – 923
Apr. 27-29	22nd/24	Southern Intercollegiate (Athens, Ga.)	320-309 – 629
May 12-14	5th/7	Metro 7 Tournament (Tallahassee, Fla.)	302-301-311 – 914

Larry Mize competed in the NCAA Championship in Eugene, Ore. (77-79-81 – MC).

1978-79

Oct. 2-4	7th/8	Grandfather Mountain Intercollegiate (Linville, N.C.)	320-319 – 639
Nov. 16-19	25th/33	Dixie Intercollegiate (Columbus, Ga.)	306-318 – 624
Feb. 16-18	19th/22	Gator Invitational (Gainesville, Fla.)	303-307-304 – 914
Mar. 2-4	20th/22	Seminole Invitational (Tallahassee, Fla.)	303-314-303 – 920
Mar. 22-24	23rd/24	Furman Invitational (Greenville, S.C.)	316-307 – 623
M.30-A-1	7th/13	Junior-Senior Championship (Dadeville, Ala.)	298-294-301 – 893
Apr. 17-19	8th/8	ACC Championship (Greensboro, N.C.)	389-391-390 – 1188
Apr. 27-29	17th/21	Chris Schenkel Invitational (Statesboro, Ga.)	308-308-295 – 911

1979-80

Nov. 16-18	23rd/25	Dixie Intercollegiate (Columbus, Ga.)	299-324 – 623
Feb. 21-24	20th/22	Gator Invitational (Gainesville, Fla.)	310-299-292 – 901
F.28-M.2	17th/22	Seminole Invitational (Tallahassee, Fla.)	301
Mar. 27-30	11th/16	Junior-Senior Championship (Dadeville, Ala.)	293-297 – 590
Apr. 4-6	15th/21	Southeastern Invitational (Montgomery, Ala.)	308-312-319 – 939
Apr. 18-20	8th/8	ACC Championship (Rocky Mount, N.C.)	305-299-306 – 910
Apr. 25-27	21st/22	Chris Schenkel Invitational (Statesboro, Ga.)	313-312-308 – 933

1980-81

Oct. 24-26	13th/18	Augusta College Invitational (Augusta, Ga.)	310-318-324 – 952
Nov. 14-15	24th/28	Dixie Intercollegiate (Columbus, Ga.)	317-303 – 620
Feb. 13-15	20th/23	Gator Invitational (Gainesville, Fla.)	312-318-305 – 935
F.27-M.1	21st/21	Seminole Invitational (Tallahassee, Fla.)	305-311-303 – 919
Mar. 27-29	10th/15	Junior-Senior Championship (Dadeville, Ala.)	301-299-308 – 908
Apr. 3-5	20th/24	Southeastern Invitational (Montgomery, Ala.)	307-304-310 – 921
Apr. 17-19	8th/8	ACC Championship (Rocky Mount, N.C.)	318-323-311 – 952
Apr. 24-26	22nd/22	Chris Schenkel Invitational (Statesboro, Ga.)	317-319-310 – 946

1981-82

Oct. 2-4	17th/18	Augusta College Invitational (Augusta, Ga.)	324-313-321 – 958
Nov. 20-22	13th/18	Dixie Intercollegiate (Columbus, Ga.)	324-304-315 – 943
Feb. 5-7	17th/18	Gator Invitational (Gainesville, Fla.)	310-306-315 – 931
Feb. 26-28	22nd/23	Seminole Invitational (Tallahassee, Fla.)	316-301-312 – 929
Mar. 26-28	14th/16	Junior-Senior Championship (Dadeville, Ala.)	310-318-325 – 953
Apr. 2-4	25th/26	Southeastern Invitational (Montgomery, Ala.)	321-336-318 – 975
Apr. 16-18	8th/8	ACC Championship (Rocky Mount, N.C.)	311-313-319 – 943
Apr. 23-25	18th/18	Chris Schenkel Invitational (Statesboro, Ga.)	316-297-315 – 928

1982-83

S.30-O.3	18th/18	Augusta College Invitational (Augusta, Ga.)	315-304-307 – 929
spring	16th/19	Gator Invitational (Gainesville, Fla.)	303-289-306 – 898
spring	17th/21	Seminole Invitational (Tallahassee, Fla.)	310-311-312 – 933
spring	1st/24	Central Florida Intercollegiate (Orlando, Fla.)	306-303-303-298 – 1210
spring	7th/26	Junior-Senior Championship (Dadeville, Ala.)	291-300 – 591
spring	8th/12	Tar Heel Invitational (Chapel Hill, N.C.)	296-292-300 – 888
Apr. 15-17	7th/8	ACC Championship (Rocky Mount, N.C.)	303-292-305 – 900

1983-84

S.30-O.2	16th/18	Forest Hills Invitational (Augusta, Ga.)	n/a
Oct. 13-15	8th/24	John Ryan Memorial (Durham, N.C.)	312-302-292 – 906
fall	2nd/15	Shorter Invitational (Rome, Ga.)	n/a
fall	1st/6	Kennesaw Invitational (Kennesaw, Ga.)	n/a
fall	15th/24	Dixie Intercollegiate (Columbus, Ga.)	n/a
Jan. 28-30	3rd/24	Hall of Fame Invitational (Tampa, Fla.)	304-301-298 – 903
Feb. 17-19	5th/21	Gator Invitational (Gainesville, Fla.)	279-290-284 – 853
Mar. 2-4	18th/21	Florida Southern/ImperialLakes Classic (Lakeland, Fla.)	290-287-290 – 867
Mar. 23-25	15th/24	Iron Duke Classic (Durham, N.C.)	306-302-306 – 914
Apr. 5-7	7th/21	Furman Intercollegiate (Durham, N.C.)	303-305-301 – 909
Apr. 13-15	6th/12	Tar Heel Invitational (Chapel Hill, N.C.)	290-301-296 – 887
Apr. 20-22	5th/8	ACC Championship (Pinehurst, N.C.)	292-307-317 – 916
Apr. 27-29	17th/18	Chris Schenkel Invitational (Statesboro, Ga.)	294-305-293 – 892
May 17-19	12th/21	Southern Intercollegiate (Athens, Ga.)	298-288-294 – 880

1984-85

Sept. 28-30	6th/18	Forest Hills Invitational (Augusta, Ga.)	303-300-308 – 911
Oct. 5-7	4th/24	MacGregor Invitational (Pickens, S.C.)	296-293-301 – 890
Oct. 16-17	3rd/14	Shorter Invitational (Rome, Ga.)	286-299 – 585
Oct. 18-20	5th/24	John Ryan Memorial (Durham, N.C.)	286-285-297 – 868
Nov. 2-4	2nd/28	Dixie Intercollegiate (Columbus, Ga.)	291-293-290 – 874
Dec. 17-19	1st/16	Gator Bowl Invitational (Jacksonville, Fla.)	291-294-319 – 904
Jan. 26-28	3rd/24	Hall of Fame Invitational (Tampa, Fla.)	315-291-293 – 899
Feb. 15-17	2nd/24	Hilton Head Invitational (Hilton Head, S.C.)	302-295-293 – 890
Mar. 1-3	14th/21	Florida Southern/ImperialLakes Classic (Lakeland, Fla.)	297-284-295 – 876
Mar. 29-31	1st/24	Iron Duke Classic (Durham, N.C.)	296-287-288 – 871
Apr. 4-6	5th/24	Furman Intercollegiate (Greenville, S.C.)	293-305-295 – 893
Apr. 19-21	1st/8	ACC Championship (Greensboro, N.C.)	281-280-282 – 843
Apr. 26-28	9th/18	Chris Schenkel Intercollegiate (Statesboro, Ga.)	289-279-290 – 858
May 2-4	1st/20	Southern Intercollegiate (Athens, Ga.)	282-278-279 – 839
May 22-25	12th/30	NCAA Championship (Haines City, Fla.)	300-300-300-301 – 1201

*B-team competed

1985-86

Sept. 5-7	7th/18	Honda Collegiate Fall Classic (Coral Springs, Fla.)	291-301-298 – 890
Sept. 27-29	5th/16	Grandfather Mountain Invitational (Linville, N.C.)	401-383-384 – 1168
Oct. 11-12	4th/26	John Ryan Memorial (Durham, N.C.)	289-289 – 578
Feb. 7-9	2nd/18	Miami National Collegiate (Miami, Fla.)	305-293-300 – 898
Feb. 15-16	1st/18	Hilton Head Intercollegiate (Hilton Head, S.C.)	295-297 – 592
F.28-M.1	4th/21	Florida Southern/ImperialLakes Classic (Lakeland, Fla.)	283-300-295 – 878
Mar. 28-30	1st/23	Iron Duke Classic (Durham, N.C.)	283-278-293 – 854
Apr. 3-5	3rd/23	Furman Intercollegiate (Greenville, S.C.)	288-282-288 – 858
Apr. 18-20	2nd/8	ACC Championship (Greensboro, N.C.)	289-287-291 – 867
Apr. 25-27	4th/18	Chris Schenkel Intercollegiate (Statesboro, Ga.)	289-278-282 – 849
May 28-31	13th/31	NCAA Championship (Advance, N.C.)	296-294-298-292 – 1180

1986-87

fall	3rd/12	U.S.-Japan Friendship (Fukushima Prefecture, Japan)	287-298-288 – 873
fall	1st/23	John Ryan Memorial (Durham, N.C.)	287-298 – 587
fall	1st/18	Dixie Intercollegiate (Columbus, Ga.)	294-282-292 – 868
fall	12th/14	Golf World/Palmetto Dunes Collegiate (Hilton Head, S.C.)	298-302-294 – 894
Feb. 6-8	9th/18	Miami/Doral Park National (Miami, Fla.)	293-312-310 – 915
Mar. 6-8	3rd/21	Florida Southern/ImperialLakes Classic (Lakeland, Fla.)	298-290 – 588
Mar. 27-29	1st/23	Iron Duke Classic (Durham, N.C.)	289-284-294 – 867
Apr. 2-4	1st/21	Furman Intercollegiate (Greenville, S.C.)	289-300 – 589
Apr. 17-19	2nd/8	ACC Championship (Greensboro, N.C.)	286-292-290 – 868
Apr. 24-26	4th/18	Chris Schenkel Intercollegiate (Statesboro, Ga.)	286-284-293 – 863
May 29-30	8th/12	Oak Tree Intercollegiate (Edmund, Okla.)	285-280-297 – 862
June 10-13	22nd/33	NCAA Championship (Columbus, Ohio)	302-310-298-304 – 1214

YEAR-BY-YEAR RESULTS (SINCE 1947)

1987-88

Sept. 21-22	4th/18	Guilford Invitational (Greensboro, N.C.)	301-293-594
Oct. 5-7	8th/24	Southwestern Intercollegiate (Westlake, Calif.)	295-305-289-889
Nov. 7-8	5th/9	Southern Intercollegiate Fall Classic (Athens, Ga.)	293-296-299-888
na	14th/17	Golf World/Palmetto Dunes Collegiate (Hilton Head, S.C.)	288-308-298-894
Jan. 25-26	2nd/16	Bill Bell Memorial (Tucson, Ariz.)	299-289-283-871
Feb. 5-7	3rd/18	Miami/Doral Park National (Miami, Fla.)	282-301-311-894
Mar. 4-6	1st/21	Florida Southern/Imperial Lakes Classic (Lakeland, Fla.)	284-278-283-845
Mar. 25-27	2nd/23	Iron Duke Classic (Durham, N.C.)	288-297-304-889
M.31-A.2	4th/23	Furman Intercollegiate (Greenville, S.C.)	298-290-290-878
Apr. 15-17	5th/8	ACC Championship (Greensboro, N.C.)	297-302-303-902
Apr. 22-24	6th/18	Chris Schenkel Invitational (Statesboro, Ga.)	293-286-288-867
May 25-28	7th/32	NCAA Championship (Westlake, Calif.)	301-289-296-298-1184

1988-89

Oct. 2-4	2nd/12	Tennessee Tournament of Champions (Knoxville, Tenn.)	286-297-299-882
Oct. 10-11	10th/12	Taylor Made Red River Classic (Dallas, Texas)	293-299-289-881
Nov. 5-6	1st/10	Southern Intercollegiate Fall Classic (Athens, Ga.)	295-295-287-877
Nov. 17-19	12th/18	Golf World/Palmetto Dunes Collegiate (Hilton Head, S.C.)	291-300-291-882
Feb. 1-3	5th/21	PING Arizona Intercollegiate (Tucson, Ariz.)	301-304-298-903
Feb. 17-19	10th/18	Taylor Made/Doral Park National (Miami, Fla.)	309-293-287-889
Mar. 1-3	8th/24	Florida Southern/Imperial Lakes Classic (Lakeland, Fla.)	293-279-290-862
Mar. 24-26	5th/12	Wofford College Invitational (Spartanburg, S.C.)	306-284-299-889
M.31-A.2	5th/22	Furman Intercollegiate (Greenville, S.C.)	301-295-285-881
Apr. 14-16	2nd/8	ACC Championship (Rocky Mount, N.C.)	285-295-294-874
Apr. 21-23	8th/18	Chris Schenkel Invitational (Statesboro, Ga.)	293-291-287-871
May 25-27	2nd/19	NCAA East Regional (North Myrtle Beach, S.C.)	299-291-288-878
June 7-10	MC/30	NCAA Championship (Edmond, Okla.)	295-298-593

1989-90

fall	4th/13	U.S.-Japan Friendship (Fukushima Prefecture, Japan)	301-305-291-897
Oct. 20-22	2nd/15	Carpet Capital Collegiate (Rocky Face, Ga.)	382-370-377-1129
Nov. 11-12	1st/18	Southern Intercollegiate Fall Classic (Athens, Ga.)	283-282-282-847
fall	15th/18	Golf World/Palmetto Dunes Collegiate (Hilton Head, S.C.)	304-309-293-906
Feb. 5-6	5th/18	PING Arizona Intercollegiate (Tucson, Ariz.)	291-294-286-871
Feb. 23-24	3rd/18	Taylor Made/Doral Park National (Miami, Fla.)	297-309-292-898
Mar. 2-4	2nd/24	Florida Southern/Imperial Lakes Classic (Lakeland, Fla.)	279-287-294-860
M.30-A.1	1st/22	Furman Intercollegiate (Greenville, S.C.)	295-292-278-865
Apr. 6-7	4th/12	The American at MacGregor Downs (Cary, N.C.)	283-297-303-883
Apr. 20-22	5th/8	ACC Championship (Rocky Mount, N.C.)	297-289-298-884
May 11-13	2nd/17	Cavalier Classic (Charlottesville, Va.)	287-290-301-878
May 24-26	2nd/23	NCAA East Regional (Savannah, Ga.)	284-280-287-851
June 6-9	11th/30	NCAA Championship (Tarpon Springs, Fla.)	292-288-304-289-1173

1990-91

Sept. 21-23	2nd/18	Carpet Capital Collegiate (Rocky Face, Ga.)	279-302-297-878
Oct. 1-2	2nd/15	PING/Golfweek Preview Classic (Pebble Beach, Calif.)	296-290-287-873
Oct. 15-16	4th/12	Taylor Made Red River Classic (Dallas, Texas)	288-284-288-860
Nov. 10-11	1st/15	Southern Intercollegiate Fall Classic (Athens, Ga.)	296-302-281-879
Nov. 16-18	5th/18	Golf World/Palmetto Dunes Collegiate (Hilton Head, S.C.)	282-290-292-864
Jan. 28-29	6th/18	PING Arizona Intercollegiate (Tucson, Ariz.)	290-291-313-894
Feb. 22-24	3rd/18	Taylor Made/Doral Park National (Miami, Fla.)	293-297-289-879
Mar. 15-17	14th/16	Golf Digest Collegiate (The Woodlands, Texas)	294-302-300-896
Mar. 29-31	3rd/24	Furman Intercollegiate (Greenville, S.C.)	292-288-580
Apr. 12-13	3rd/12	PING/American Intercollegiate (Chapel Hill, N.C.)	304-287-299-890
Apr. 26-28	1st/17	Sheraton Cavalier Classic (Charlottesville, Va.)	292-290-281-863
May 17-18	1st/8	ACC Championship (Rocky Mount, N.C.)	279-286-565
May 23-25	1st/23	NCAA East Regional (New Haven, Conn.)	287-274-291-852
June 5-8	6th/30	NCAA Championship (Pebble Beach, Calif.)	303-292-302-291-1188

1991-92

Sept. 21-22	1st/18	Carpet Capital Collegiate (Rocky Face, Ga.)	289-276-278-843
Oct. 7-8	3rd/15	PING/Golfweek Preview Classic (Albuquerque, N.M.)	283-289-286-858
Nov. 3-5	7th/12	LSU National Invitational (New Orleans, La.)	308-304-299-911
Nov. 15-17	2nd/18	Golf World/Palmetto Dunes Collegiate (Hilton Head, S.C.)	289-286-295-870
F.28-M.1	3rd/18	Miami National Collegiate (Miami Lakes, Fla.)	294-285-294-873
Mar. 13-15	7th/15	Golf Digest Collegiate (The Woodlands, Texas)	298-299-294-891
Mar. 27-29	7th/22	Furman Intercollegiate (Greenville, S.C.)	300-301-294-895
Apr. 11-12	1st/12	PING-American Airlines Collegiate (Cary, N.C.)	282-289-296-867
Apr. 24-26	1st/18	Cavalier Classic (Charlottesville, Va.)	289-294-285-868
May 15-17	1st/9	ACC Championship (Rocky Mount, N.C.)	289-274-279-842
May 21-23	3rd/22	NCAA East Regional (Hamilton, N.Y.)	301-286-291-878
June 3-6	5th/30	NCAA Championship (Albuquerque, N.M.)	289-294-284-284-1151

1992-93

Oct. 25-27	6th/12	Jerry Pate National Collegiate (Birmingham, Ala.)	309-294-295-898
Nov. 13-15	4th/18	Golf World/Palmetto Dunes Collegiate (Hilton Head, S.C.)	290-292-282-864
Dec. 1-2	4th/15	UNLV Rebel Classic (Las Vegas, Nev.)	286-295-285-866
Feb. 12-14	1st/15	American University Collegiate (Rio Grande, P.R.)	286-294-290-870
Mar. 1-2	1st/16	PING Arizona Collegiate (Tucson, Ariz.)	287-281-289-857
Mar. 12-14	3rd/15	Golf Digest Collegiate (The Woodlands, Texas)	309-292-601
Apr. 3-4	2nd/16	Carpet Capital Collegiate (Rocky Face, Ga.)	288-291-579
Apr. 10-11	5th/12	PING Intercollegiate (Cary, N.C.)	290-296-292-878
Apr. 16-18	1st/9	ACC Championship (Rocky Mount, N.C.)	282-288-283-853
Apr. 23-25	1st/18	Cavalier Classic (Charlottesville, Va.)	294-290-291-875
May 15-16	1st/12	The Maxwell (Ardmore, Okla.)	278-276-288-842
May 19-21	5th/22	NCAA East Regional (Charlottesville, Va.)	285-298-284-867
June 2-5	2nd/30	NCAA Championship (Lexington, Ky.)	288-293-278-287-1146

1993-94

Oct. 2-3	15th/18	PING/Golfweek Preview Invitational (McKinney, Texas)	306-299-295-900
Oct. 11-12	3rd/15	Taylor Made/Red River Classic (Dallas, Texas)	294-281-280-855
Oct. 25-26	11th/12	Jerry Pate National Collegiate (Birmingham, Ala.)	300-304-297-901
Nov. 12-14	8th/18	Golf World/Palmetto Dunes Collegiate (Hilton Head, S.C.)	285-292-292-869
Feb. 13-15	2nd/15	NCAA Puerto Rico Challenge (Rio Grande, P.R.)	303-290-286-879
Mar. 11-13	5th/15	Golf Digest Collegiate (The Woodlands, Texas)	301-292-290-888
Mar. 21-22	8th/11	Morris Williams Intercollegiate (Austin, Texas)	304-292-303-899
Apr. 1-3	1st/16	Carpet Capital Collegiate (Rocky Face, Ga.)	288-291-301-880
Apr. 9-10	4th/12	PING Intercollegiate (Cary, N.C.)	290-285-303-878
Apr. 15-17	1st/9	ACC Championship (Rocky Mount, N.C.)	286-287-291-864
A.29-M.1	1st/15	Cavalier Classic (Charlottesville, Va.)	279-284-296-859
May 14-15	5th/15	The Maxwell (Ardmore, Okla.)	296-291-284-871
May 19-21	3rd/23	NCAA East Regional (Opelika, Ala.)	300-292-284-876
June 1-4	6th/30	NCAA Championship (McKinney, Texas)	296-274-277-298-1145

1994-95

Sept. 23-24	2nd/18	PING/Golfweek Preview Classic (Columbus, Ohio)	290-293-583
Oct. 11-13	4th/12	U.S.-Japan Intercollegiate (Fukushima Prefecture, Japan)	296-293-291-880
Oct. 24-25	3rd/12	Jerry Pate National Collegiate (Birmingham, Ala.)	294-289-291-874
Nov. 11-13	4th/18	Golf World/Palmetto Dunes Collegiate (Hilton Head, S.C.)	283-291-294-868
Feb. 12-14	2nd/15	NCAA Puerto Rico Challenge (Rio Grande, P.R.)	280-294-293-867
Mar. 10-12	8th/18	Golf Digest Collegiate (The Woodlands, Texas)	291-304-298-893
Mar. 20-21	4th/9	Morris Williams Intercollegiate (Austin, Texas)	292-291-294-877
Mar. 29	W	Stanford (Druid Hills GC, Atlanta, Ga.)	3 1/2 - 1 1/2
M.31-A.2	1st/15	Carpet Capital Collegiate (Rocky Face, Ga.)	295-278-303-876
Apr. 8-9	4th/12	PING Intercollegiate (Cary, N.C.)	283-300-291-874
Apr. 14-16	2nd/9	ACC Championship (New London, N.C.)	291-286-285-862
May 13-14	2nd/13	The Maxwell (Ardmore, Okla.)	289-285-289-863
May 18-20	7th/21	NCAA East Regional (Hamilton, N.Y.)	293-295-298-886
M.31-J.3	MC/30	NCAA Championship (Columbus, Ohio)	304-302-606

1995-96

Sept. 23-24	7th/12	Keswick Club Cavalier Classic (Charlottesville, Va.)	292-299-294-885
S.30-O.2	9th/15	Tennessee Tournament of Champions (Knoxville, Tenn.)	300-283-296-879
Oct. 16-17	17th/17	Taylor Made/Red River Classic (Dallas, Texas)	292-306-299-897
Oct. 22-24	8th/12	Jerry Pate National Collegiate (Birmingham, Ala.)	308-298-295-901
Feb. 5-6	13th/15	PING Arizona Collegiate (Tucson, Ariz.)	291-296-318-905
Feb. 16-18	11th/15	Puerto Rico Golf Classic (Rio Grande, P.R.)	309-294-308-911
Mar. 1-3	12th/21	Matlock Collegiate Classic (Mulberry, Fla.)	289-299-588
Mar. 22-24	7th/25	Furman Invitational (Greenville, S.C.)	306-307-298-911
Mar. 29-31	10th/15	Carpet Capital Collegiate (Rocky Face, Ga.)	292-294-313-899
Apr. 5-6	12th/12	PING Intercollegiate (Cary, N.C.)	292-298-304-894
Apr. 19-21	9th/9	ACC Championship (New London, N.C.)	299-293-301-893
Apr. 26-27	3rd/16	Centex Homes Palmetto Classic (Charleston, S.C.)	314-290-609

1996-97

Sept. 12-14	3rd/20	William H. Tucker Invitational (Albuquerque, N.M.)	286-292-281-859
Sept. 21-22	6th/14	Keswick Club Cavalier Classic (Charlottesville, Va.)	292-296-285-873
fall	T5/15	Tennessee Tournament of Champions (Knoxville, Tenn.)	295-284-286-865
Oct. 14-15	12th/17	Taylor Made Red River Classic (Dallas, Texas)	289-281-290-860
Oct. 20-21	4th/15	Duke Golf Classic (Durham, N.C.)	307-289-297-893
Oct. 28-29	4th/12	C.C. of Louisiana Intercollegiate (Baton Rouge, La.)	285-289-296-870
Feb. 3-4	6th/16	PING Arizona Collegiate (Tucson, Ariz.)	297-290-296-883
Feb. 24-25	T6/14	Puerto Rico Golf Classic (Rio Grande, P.R.)	307-293-285-885
Feb. 28-30	2nd/28	Furman Intercollegiate (Greenville, S.C.)	284-288-291-863
Apr. 4-6	14th/18	Carpet Capital Collegiate (Rocky Face, Ga.)	299-310-301-910
Apr. 18-20	8th/9	ACC Championship (Fayetteville, Ga.)	306-307-294-907
May 8-9	4th/10	Liberty University Golf Classic (Pen Hook, Va.)	301-292-593
<i>Matt Kuchar competed in the NCAA East Regional in Hot Springs, Va. (68-74-74 - T6) and NCAA Championship in Lake Forest, Ill. (77-76 - MC).</i>			

1997-98

Sept. 19-20	1st/23	William H. Tucker Invitational (Albuquerque, N.M.)	281-280-561
Sept. 29-30	7th/15	Tennessee Tournament of Champions (Knoxville, Tenn.)	289-290-300-879
Oct. 19-20	3rd/15	Duke Golf Classic (Durham, N.C.)	303-288-591
Oct. 27-28	2nd/13	C.C. of Louisiana Intercollegiate (Baton Rouge, La.)	289-291-289-869
Nov. 7-9	2nd/17	The Nelson (Stanford, Calif.)	290-286-285-861
Feb. 1-3	T5th/20	PING Arizona Intercollegiate (Tucson, Ariz.)	286-295-285-866
Feb. 13-15	4th/25	Waikoloa Intercollegiate (Waikoloa, Hawaii)	290-285-295-870
Feb. 23-24	2nd/15	Puerto Rico Golf Classic (Rio Grande, P.R.)	290-292-295-877
Mar. 23-24	3rd/12	Cuscowilla Intercollegiate (Eatonton, Ga.)	281-286-287-854
Apr. 3-5	2nd/18	Carpet Capital Collegiate (Rocky Face, Ga.)	287-289-289-865
Apr. 17-19	2nd/9	ACC Championship (New London, N.C.)	283-285-275-843
May 14-16	1st/23	NCAA East Regional (Daukuskie Island, S.C.)	284-275-276-835
May 27-30	3rd/30	NCAA Championship (Albuquerque, N.M.)	281-277-286-278-1122

1998-99

Sept. 12-13	2nd/14	Ridges Intercollegiate (Johnson City, Tenn.)	280-283-286-849
Sept. 28-29	9th/15	PING/Golfweek Preview Invitational (Chaska, Minn.)	313-297-295-905
Oct. 12-13	5th/15	Taylor Made Red River Classic (Dallas, Texas)	278-285-283-846
Oct. 18-19	3rd/15	Duke Golf Classic (Durham, N.C.)	295-286-289-870
Nov. 6-8	5th/18	Golf World/Palmetto Dunes Collegiate (Hilton Head, S.C.)	289-285-295-869
Feb. 11-13	1st/23	Taylor Made/Waikoloa Intercollegiate (Waikoloa, Hawaii)	270-310-303-893
Feb. 21-23	2nd/18	San Juan Shoot-Out (Rio Grande, P.R.)	281-278-275-834
Mar. 12-14	5th/15	Golf Digest Collegiate (Las Vegas, Nev.)	292-288-290-870
Mar. 27-28	9th/15	Schenkel E-Z-Go Invitational (Statesboro, Ga.)	296-293-301-890
Apr. 2-3	2nd/18	Carpet Capital Collegiate (Rocky Face, Ga.)	281-285-294-860
Apr. 16-18	1st/9	ACC Championship (New London, N.C.)	287-291-285-863
May 20-22	1st/23	NCAA East Regional (Providence, R.I.)	283-280-282-845
June 2-5	MC/30	NCAA Championship (Chaska, Minn.)	314-312-626

YEAR-BY-YEAR RESULTS (SINCE 1947)

1999-2000

Sept. 19-21	4th/18	PING/Golfweek Preview Invitational (Opelika, Ala.)	290-291-283—864
Oct. 1-3	1st/15	Carpet Capital Collegiate (Rocky Face, Ga.)	279-288-283—850
Oct. 17-18	4th/15	Iron Duke Golf Classic (Durham, N.C.)	298-299—597
Nov. 5-7	2nd/18	Golf World/Palmetto Dunes Collegiate (Hilton Head, S.C.)	281-273-287—841
Feb. 17-19	1st/24	Taylor Made/Waikoloa Intercollegiate (Waikoloa, Hawaii)	281-279-295—855
Feb. 27-29	1st/15	San Juan Shoot-Out (Rio Grande, P.R.)	284-282-287—853
Mar. 10-12	14th/14	Las Vegas Intercollegiate (Las Vegas, Nev.)	274-288-287—849
Apr. 7-9	1st/12	Compaq U.S. Collegiate Championship (Los Cabos, Mex.)	288-275-275—838
Apr. 21-23	2nd/9	ACC Championship (New London, N.C.)	287-288-286—861
May 18-20	3rd/27	NCAA East Regional (Moosic, Pa.)	297-296-291—884
M.31-J.3	2nd/30	NCAA Championship (Opelika, Ala.)	280-282-278-276—1116

Ended year No. 1 in Golfweek rankings; No. 1 MasterCard CCGF

2000-01

Sept. 25-26	11th/16	PING/Golfweek Preview Invitational (Durham, N.C.)	300-298—598
Oct. 6-8	1st/15	Carpet Capital Collegiate (Rocky Face, Ga.)	286-280-304—870
Oct. 16-17	3rd/12	Jerry Pate National Intercollegiate (Birmingham, Ala.)	282-271-282—835
Nov. 3-5	2nd/18	Golf World/Palmetto Dunes Collegiate (Hilton Head, S.C.)	278-272-279—829
Nov. 10-12	2nd/8	CGF National Intercollegiate Match Play (Estero, Fla.)	2-1, lost in finals
		(d. Texas, 2.5-2.5; d. Georgia, 3-2; l. Arizona, 3-2)	
Feb. 15-17	T8th/24	Taylor Made/Waikoloa Intercollegiate (Waikoloa, Hawaii)	321-320-282—923
Feb. 25-27	1st/15	Puerto Rico Classic (Rio Grande, P.R.)	296-283-282—861
Mar. 9-11	1st/15	Las Vegas Intercollegiate (Las Vegas, Nev.)	292-279-273—844
Mar. 26	1st/15	Morris Williams Intercollegiate (Austin, Texas)	281-291—572
Apr. 6-8	2nd/12	Ford U.S. Collegiate Championship (Puerto Vallarta, Mex.)	289-282-301—872
Apr. 20-22	1st/9	ACC Championship (Lake Buena Vista, Fla.)	280-285-280—845
May 17-19	7th/27	NCAA East Regional (Williamsburg, Va.)	285-279-282—846
M.30-J.2	4th/30	NCAA Championship (Durham, N.C.)	289-292-282-285—1148

*won tiebreaker; Ended year No. 2 in Golfweek rankings; No. 2 in MasterCard CCGF; No. 2 in Golfstat

2001-02

Sept. 28-30	10th/15	PING/Golfweek Preview Invitational (Columbus, Ohio)	294-296-300—890
Oct. 5-7	1st/15	Carpet Capital Collegiate (Rocky Face, Ga.)	280-282-296—858
Oct. 15-16	5th/12	Jerry Pate National Intercollegiate (Birmingham, Ala.)	289-280-299—868
Nov. 9-11	1st/15	Long Cove Invitational (Hilton Head, S.C.)	297-278-280—855
Feb. 13-15	1st/24	Taylor Made/Waikoloa Intercollegiate (Waikoloa, Hawaii)	281-285-294—860
Feb. 24-26	1st/15	Puerto Rico Classic (Rio Grande, P.R.)	275-275-279—829
Mar. 8-10	1st/16	Las Vegas Collegiate (Las Vegas, Nev.)	287-276-281—844
Apr. 5-7	5th/10	PING/U.S. Collegiate Championship (Tucson, Ariz.)	282-300-289—871
Apr. 19-21	1st/9	ACC Championship (New London, N.C.)	271-284-282—837
May 16-18	T1st/27	NCAA East Regional (Roswell, Ga.)	291-287-298—876
M.29-J.1	2nd/30	NCAA Championship (Columbus, Ohio)	277-286-290-285—1138

Ended year No. 1 in Golfweek rankings; No. 1 in Golfstat; set school record with seven victories

2002-03

Sept. 27-29	15th/18	Carpet Capital Collegiate (Rocky Face, Ga.)	304-284-296—884
Oct. 7-8	T11th/15	PING/Golfweek Preview Invitational (Stillwater, Okla.)	307-307-302—916
Oct. 13-14	T6th/12	Jerry Pate National Intercollegiate (Birmingham, Ala.)	286-279—565
Oct. 25-27	3rd/18	The Nelson (Stanford, Calif.)	283-282-287—852
Feb. 12-14	6th/26	Taylor Made/Waikoloa Intercollegiate (Waikoloa, Hawaii)	288-280-286—854
Feb. 23-25	7th/18	Puerto Rico Classic (Rio Grande, P.R.)	301-289-292—882
Mar. 7-9	11th/15	Toyota Collegiate Championship (Las Vegas, Nev.)	289-288-296—873
Mar. 17-18	8th/18	Morris Williams Intercollegiate (Austin, Texas)	297-290-286—873
Apr. 5-8	6th/18	Augusta State Invitational (Augusta, Ga.)	290-272-290—842
Apr. 18-20	4th/9	ACC Championship (New London, N.C.)	305-287-289—881
May 15-17	2nd/27	NCAA East Regional (Auburn, Ala.)	281-286-281—848
May 27-30	T11th/30	NCAA Championship (Stillwater, Okla.)	310-306-302-300—1218

Ended year No. 12 in Golfweek rankings; No. 13 in Golfstat

2003-04

Sept. 13-14	9th/18	Bank of Tennessee at the Ridges (Jonesborough, Tenn.)	293-288-302—883
Sept. 22-23	2nd/15	PING/Golfweek Preview Invitational (Hot Springs, Va.)	297-276—573
Oct. 3-5	5th/18	Carpet Capital Collegiate (Rocky Face, Ga.)	296-284-284—864
Oct. 13-14	8th/12	Jerry Pate National Intercollegiate (Birmingham, Ala.)	284-282-280—846
Oct. 20-21	1st/15	Gary Koch/Cleveland Golf Intercollegiate (Tampa, Fla.)	272-283-287—284
Nov. 7-9	3rd/16	Hooters Collegiate Match Play (Myrtle Beach, S.C.)	3-1, lost in semis
		(d. Southern California, 3-2; d. Georgia 3-2; lost to Florida, 3-1-1; d. Oklahoma State, 2-2-1*)	
Feb. 11-13	1st/21	Taylor Made/Waikoloa Intercollegiate (Waikoloa, Hawaii)	272-291-287—841
Feb. 22-24	T8th/18	Puerto Rico Classic (Rio Grande, P.R.)	296-299-285—880
Mar. 12-14	T6th/15	Southern Highlands Collegiate (Las Vegas, Nev.)	291-286-294—871
Mar. 22-23	3rd/15	Western Intercollegiate (Santa Cruz, Calif.)	284-278-283—855
Mar. 28-30	T5th/12	Atlanta Intercollegiate (Stockbridge, Ga.)	293-278-291—862
Apr. 16-18	3rd/9	ACC Championship (New London, N.C.)	290-284-274—848
May 20-22	T3rd/27	NCAA East Regional (New Haven, Conn.)	291-288-285—864
June 1-4	T5th/30	NCAA Championship (Hot Springs, Va.)	289-285-287-290—1151

*won playoff; Ended year No. 6 in Golfweek rankings; No. 5 in Golfstat

2004-05

Sept. 26-27	2nd/15	PING/Golfweek Preview Invitational (Owings Mills, Md.)	284-285-285—852
Oct. 11-12	2nd/12	Jerry Pate National Intercollegiate (Birmingham, Ala.)	273-279-277—829
Oct. 25-26	3rd/16	Isleworth Collegiate Invitational (Windermere, Fla.)	296-283-295—874
Nov. 5-7	3rd/18	Carpet Capital Collegiate (Rocky Face, Ga.)	299-296-288—883
Nov. 14-16	2nd/16	Hooters Collegiate Match Play (Howey-in-the-Hills, Fla.)	3-1, lost in finals
		(d. Penn State, 3-2; d. Arizona, 4-1; d. Texas, 3-0-2; lost to Oklahoma St., 4-0-1)	
Feb. 9-11	2nd/20	Taylor Made/Waikoloa Intercollegiate (Waikoloa, Hawaii)	274-272-262—808
F.27-M.1	1st/18	Puerto Rico Classic (Rio Grande, P.R.)	280-278-287—845
Mar. 11-13	6th/15	Southern Highlands Collegiate (Las Vegas, Nev.)	297-283-297—877
Mar. 21-22	4th/16	Oregon Duck Invitational (Eugene, Ore.)	291-281-295—867
Mar. 27-29	6th/15	Hootie at Bulls Bay Intercollegiate (Awendaw, S.C.)	290-297-293—880
Apr. 15-17	2nd/10	ACC Championship (New London, N.C.)	293-290-286—869
May 19-21	T6th/27	NCAA East Regional (Kingston Springs, Tenn.)	285-283-279—847
June 1-4	2nd/30	NCAA Championship (Owings Mills, Md.)	288-281-295-282—1146

Ended year No. 3 in Golfweek rankings; No. 3 in Golfstat

2005-06

Sept. 26-28	2nd/15	PING/Golfweek Preview (Sunriver, Ore.)	294-284-282—860
Oct. 10-11	1st/12	Jerry Pate National Intercollegiate (Birmingham, Ala.)	274-278-276—828
Oct. 23-25	3rd/118	Isleworth-UCF Invitational (Windermere, Fla.)	290-294-310—894
Nov. 4-6	4th/18	Carpet Capital Collegiate (Rocky Face, Ga.)	305-275-287—867
Nov. 14-16	2nd/16	Hooters Collegiate Match Play (Howey-in-the-Hills, Fla.)	3-2, lost in finals
		(d. Missouri, 5-0; d. Arizona State, 3-1-1; d. Stanford, 3-1-1; lost to Georgia, 3-2)	
Feb. 8-10	1st/21	UH-Hilo Intercollegiate (Waikoloa, Hawaii)	268-279-278—825
Feb. 26-28	15th/18	Puerto Rico Coassic (Rio Grande, P.R.)	288-298-300—886
Mar. 10-12	9th/15	Southern Highlands Collegiate (Las Vegas, Nev.)	297-296-318—911
Mar. 24	W	Univ. of the Pacific (Santa Cruz, Calif.)	7-1
Apr. 3-4	T10th/15	Morris Williams Collegiate (Austin, Tex.)	286-300-299—885
Apr. 10-11	T4th/13	United States Collegiate Championship (Alpharetta, Ga.)	290-298-288—876
Apr. 21-23	T1st/11	ACC Championship (New London, N.C.)	276-267-290—833
May 18-20	T3rd/27	NCAA East Regional (Chardon, Ohio)	295-288-284—867
M.31-J.3	MC/30	NCAA Championship (Sunriver, Ore.)	301-294-296—891

Ended year No. 4 in Golfweek rankings; No. 5 in Golfstat

2006-07

Sept. 15-17	T3rd/18	Carpet Capital Collegiate (Rocky Face, Ga.)	289-287-278—854
Sept. 24-25	6th/12	Olympia Fields/Fighting Illini Invit. (Olympia Fields, Ill.)	293-296-288—877
Oct. 2-4	T9th/15	PING/Golfweek Preview (Williamsburg, Va.)	288-297-278—863
Oct. 22-24	T4th/18	Isleworth-UCF Invitational (Windermere, Fla.)	298-297-308—903
Feb. 7-9	4th/18	UH-Hilo Intercollegiate (Waikoloa, Hawaii)	272-265-281—818
Feb. 25-27	8th/18	Puerto Rico Coassic (Rio Grande, P.R.)	287-287-291—865
Mar. 9-11	T8th/15	Southern Highlands Collegiate (Las Vegas, Nev.)	286-307-303—896
Mar. 24	W	Georgia State (Williamsburg, Va.)	279-266
Apr. 9-11	T4th/15	United States Collegiate Championship (Alpharetta, Ga.)	292-306-298—896
Apr. 20-22	T1st/11	ACC Championship (New London, N.C.)	287-283-284—854
May 17-19	T2nd/27	NCAA East Regional (Alpharetta, Ga.)	284-294-289—867
M.30-J.2	8th/30	NCAA Championship (Williamsburg, Va.)	288-275-280-288—1131

Ended year No. 9 in Golfweek rankings; No. 9 in Golfstat

2007-08

Sept. 14-16	3rd/18	Carpet Capital Collegiate, Rocky Face, Ga.	296-290-284—870
Oct. 7-9	3rd/13	Brickyard Collegiate, Macon, Ga.	283-278-280—841
Oct. 21-23	6th/18	Isleworth-UCF Collegiate Inv., Windermere, Fla.	293-288-288—869
Oct. 28-30	2nd/16	Callaway Golf Collegiate Match Play, Greensboro, Ga.	3-1, lost in finals
		(d. Texas, 4-1; d. Georgia, 3-2; d. South Carolina, 3-2; lost to UCLA, 4-1)	
Feb. 6-8	4th/18	UH-Hilo Invitational, Waikoloa, Hawaii	275-272-277—824
F.29-M.2	7th/15	Puerto Rico Classic, Rio Grande, Puerto Rico	296-288-287—871
Mar. 7-9	T10th/15	Southern Highlands Collegiate, Las Vegas, Nev.	297-295-305—897
Mar. 24-26	4th/15	United States Collegiate Championship, Alpharetta, Ga.	296-290-289—875
Apr. 4-6	T6th/18	Augusta State Invitational, Augusta, Ga.	288-289—577
Apr. 18-20	4th/11	ACC Championship, New London, N.C.	287-285-275—847
May 15-17	15th/27	NCAA Central Regional, Columbus, Ohio	307-299-302—908

Ended year No. 9 in Golfweek rankings; No. 8 in Golfstat

2008-09

Sept. 12-14	11th/18	Carpet Capital Collegiate, Rocky Face, Ga.	299-295-286—880
Sept. 26-28	T7th/15	PING/Golfweek Preview Invitational, Toledo, Ohio	296-283-295—874
Oct. 11-13	2nd/15	Brickyard Collegiate, Macon, Ga.	282-295-287—864
Oct. 26-28	T6th/18	Isleworth-UCF Collegiate Inv., Windermere, Fla.	299-288-308—895
Feb. 4-6	9th/17	UH-Hilo Intercollegiate, Kohala Coast, Hawaii	301-295-283—879
F.27-M.1	5th/15	Puerto Rico Classic, Rio Grande, Puerto Rico	280-292-283—855
Mar. 13-15	T6th/15	Southern Highlands Collegiate, Las Vegas, Nev.	289-295-300—884
Apr. 5-7	3rd/15	United States Collegiate Championship, Alpharetta, Ga.	291-302-288—881
Apr. 17-19	1st/11	ACC Championship, New London, N.C.	281-284-281—846
May 14-16	T3rd/13	NCAA Central Regional, Bowling Green, Ky.	292-293-295—880
May 27-30	T10th/30	NCAA Championship, Toledo, Ohio	301-285-288—874

Ended year No. 10 in Golfweek rankings; No. 10 in Golfstat

YEAR-BY-YEAR RESULTS (SINCE 1947)

2009-10

Sept. 11-13	3rd/12	Carpet Capital Collegiate, Rocky Face, Ga.	295-290-282 - 867
Sept. 25-27	4th/17	Mason Rudolph Intercollegiate, Franklin, Tenn.	275-284 - 559
Oct. 10-12	12th/15	Brickyard Collegiate, Macon, Ga.	298-285 - 593
Oct. 25-26	1st/15	UNCG Bridgestone Collegiate, Greensboro, N.C.	283-281-279 - 843
Feb. 3-5	6th/22	Maua Lani Invitational, Kohala Coast, Hawaii	304-291-282 - 877
Feb. 21-23	5th/15	Puerto Rico Classic, Rio Grande, Puerto Rico	285-282-299 - 855
Mar. 12-14	T9th/15	Southern Highlands Collegiate Masters, Las Vegas, Nev.	300-322-306 - 928
Mar. 26-28	T4th/16	Linger Longer Invitational, Greensboro, Ga.	300-298-281 - 879
Apr. 9-10	6th/17	Wolfpack Intercollegiate, Raleigh, N.C.	294-296-297 - 887
Apr. 23-25	1st/11	ACC Championship, New London, N.C.	279-276-286 - 841
May 20-22	3rd/13	NCAA Southeast Regional, Milton, Ga.	287-286-272 - 845
June 1-3	3rd/30	NCAA Championship, Ooltewah, Tenn.	290-282-286 - 858
June 4	Lost	Augusta State (NCAA Match Play quarterfinals), Ooltewah, Tenn.	3-2

*Event shortened to 36 holes by weather; Ended year No. 14 in Golfweek rankings, No. 5 in Golfstat

2010-11

Sept. 11-13	T3rd/12	Carpet Capital Collegiate, Rocky Face, Ga.	287-294-291 - 862
Sept. 26-28	7th/15	PING/Golfweek Preview, Stillwater, Okla.	298-287-307 - 892
Oct. 8-10	4th/15	Brickyard Collegiate, Macon, Ga.	291-289-287 - 867
Oct. 24-26	1st/15	United States Collegiate Championship, Alpharetta, Ga.	271-285-280 - 836
Feb. 2-4	4th/20	Amer Ari Invitational, Waikoloa, Hawaii	278-282-284 - 844
Feb. 20-22	2nd/15	Puerto Rico Classic, Rio Grande, Puerto Rico	278-284-279 - 841
Mar. 11-13	9th/15	Southern Highlands Collegiate Masters, Las Vegas, Nev.	294-294-306 - 894
Mar. 28-29	na	Grub Mart Collegiate, Glencoe, Ala. (individuals only, Seth Reeves, co-medalist)	
Apr. 16-17	1st/5	Yellow Jacket Classic, Alpharetta, Ga.	284-283 - 567
Apr. 22-24	1st/11	ACC Championship, New London, N.C.	281-278-272 - 831
May 19-21	2nd/13	NCAA East Regional, Blacksburg, Va.	289-293-287 - 869
M.31-J.2	2nd/30	NCAA Championship, Stillwater, Okla.	283-290-302 - 875
June 3	Lost	Augusta State (NCAA Match Play quarterfinals), Stillwater, Okla.	3-2

Ended year No. 2 in Golfweek rankings, No. 3 in Golfstat

2011-12

Sept. 9-11	3rd/12	Carpet Capital Collegiate, Rocky Face, Ga.	286-297-274 - 857
Sept. 25-27	8th/15	Golfweek Conference Challenge, Burlington, Iowa	294-301-294 - 889
Oct. 7-9	1st/15	Brickyard Collegiate, Macon, Ga.	280-285-283 - 848
Oct. 23-25	4th/14	United States Collegiate Championship, Alpharetta, Ga.	284-282-298 - 864
Feb. 1-3	4th/20	Amer Ari Invitational, Waikoloa, Hawaii	278-289-278 - 845
Feb. 19-21	4th/15	Puerto Rico Classic, Rio Grande, Puerto Rico	290-289-282 - 861
Mar. 9-11	2nd/18	Seminole Intercollegiate, Tallahassee, Fla.	278-274-278 - 830
Mar. 22-23	4th/16	Barona Collegiate Cup, Lakeside, Calif. (low 5 of 6 scores)	352-366-348 - 1066
Apr. 7-8	2nd/15	Gary Koch Invitational, Tampa, Fla.	289-284-290 - 863
Apr. 20-22	1st/11	ACC Championship, New London, N.C.	270-274-293 - 837
May 17-19	6th/14	NCAA Southwest Regional, Norman, Okla.	290-286-307 - 883

Ended year No. 8 in Golfweek rankings, No. 11 in Golfstat

2012-13

Sept. 7-9	11th/15	Carpet Capital Collegiate, Rocky Face, Ga.	301-291-294 - 886
Sept. 23-25	T1st/15	PING/Golfweek Preview Invitational, Milton, Ga.	287-282-276 - 845
Oct. 5-7	2nd/15	Brickyard Collegiate, Macon, Ga.	289-290-283 - 862
Oct. 19-21	1st/15	United States Collegiate Championship, Alpharetta, Ga.	291-291-292 - 874
Feb. 6-8	4th/20	Amer Ari Invitational, Waikoloa, Hawaii	283-283-284 - 850
Feb. 17-19	5th/15	Puerto Rico Classic, Rio Grande, Puerto Rico	286-285-287 - 858
Mar. 8-10	7th/15	Southern Highlands Collegiate Masters, Las Vegas, Nev.	295-294-301 - 890
Mar. 23-24	4th/14	Linger Longer Invitational, Greensboro, Ga. (shortened by rain)	295-284 - 579
Apr. 8-9	2nd/14	Gary Koch Invitational, Tampa, Fla.	279-277-292 - 848
Apr. 13	Lost	South Carolina (dual match), Atlanta, Ga.	3-2-1
Apr. 19	Lost	TCU (dual match), Milton, Ga.	3-2-1
Apr. 26-28	4th/11	ACC Championship, New London, N.C.	284-272-295 - 851
May 16-18	4th/13	NCAA Tallahassee Regional, Tallahassee, Fla.	280-284-285 - 849
May 28-30	2nd/30	NCAA Championship, Milton, Ga.	274-274-282 - 830
May 31	Won	UNLV (NCAA Match Play quarterfinals), Milton, Ga.	3-2
June 1	Lost	Alabama (NCAA Match Play semifinals), Milton, Ga.	3-0-2

Ended year No. 8 in Golfweek rankings, No. 4 in Golfstat

2013-14

Sept. 6-8	1st/14	Carpet Capital Collegiate, Rocky Face, Ga.	280-289-281 - 850
Sept. 14-15	1st/14	Tar Heel Intercollegiate, Chapel Hill, N.C.	283-281-278 - 842
Oct. 4-6	2nd/14	Brickyard Collegiate, Macon, Ga.	282-275-282 - 839
Oct. 18-20	2nd/15	United States Collegiate Championship, Alpharetta, Ga.	279-287-284 - 850
Feb. 6-8	T7th/20	Amer Ari Invitational, Waikoloa Village, Hawaii	286-270-281 - 837
Feb. 23-25	2nd/15	Puerto Rico Classic, Rio Grande, P.R.	278-277-268 - 823
Mar. 7-9	12th/15	Southern Highlands Collegiate Masters, Las Vegas, Nev.	315-302-300 - 917
Mar. 24-25	1st/15	Valspar Invitational at Floridian, Palm City, Fla.	274-280-283 - 837
Apr. 12-13	1st/15	Robert Kepler Invitational, Columbus, Ohio	281-291-286 - 858
Apr. 19	Won	vs. Auburn, at Milton, Ga. (dual match)	4-2
Apr. 19	Won	vs. Georgia, at Milton, Ga. (dual match)	5-1
Apr. 25-27	1st/12	ACC Championship, New London, N.C.	288-278-273 - 839
May 15-17	1st/13	NCAA Raleigh Regional, Raleigh, N.C.	268-272-285 - 825
May 23-26	5th/30	NCAA Championship, Hutchinson, Kan.	277-282-282 - 841
May 27	Lost	Oklahoma State (NCAA Match Play quarterfinals, Hutchinson, Kan.)	4-0-1

Ended year No. 2 in Golfweek rankings, No. 4 in Golfstat

2014-15

Sept. 5-7	2nd/14	Carpet Capital Collegiate, Rocky Face, Ga.	293-276-280 - 849
Sept. 19-20	1st/12	DICK'S Sporting Goods Challenge Cup, Kingston Springs, Tenn.	290-272-286 - 848
Oct. 6-7	6th/12	Jerry Pate National Intercollegiate, Vestavia Hills, Ala.	285-278-293 - 856
Oct. 17-19	T7th/15	United States Collegiate Championship, Alpharetta, Ga.	296-285-281 - 862
Nov. 3-5	1st/15	Warrior Princeville Makai Invitational, Princeville, Hawaii	272-273-264 - 809
Feb. 22-24	2nd/15	Puerto Rico Classic, Rio Grande, P.R.	292-274-291 - 857
Feb. 13-15	4th/17	Seminole Intercollegiate, Tallahassee, Fla.	287-280-281 - 848
Feb. 23-24	10th/13	Valspar Collegiate Invitational, Palm City, Fla.	296-288-289 - 873
Apr. 3-5	T2nd/14	Mason Rudolph Championship, Franklin, Tenn.	283-287-287 - 857
Apr. 11-12	1st/14	Robert Kepler Intercollegiate, Columbus, Ohio	284-278-286 - 848
Apr. 24-26	T1st/12	Atlantic Coast Conference Championship, New London, N.C.	284-279-282 - 845
May 14-16	3rd/13	NCAA San Diego Regional, Rancho Santa Fe, Calif.	299-283-287 - 869
M.29-J.1	9th/30	NCAA Championship, Bradenton, Fla.	293-295-290-297 - 1175

Ended year No. 9 in Golfweek rankings, No. 9 in Golfstat

2015-16

Sept. 11-13	5th/15	Carpet Capital Collegiate, Rocky Face, Ga.	286-296-303 - 885
Sept. 25-27	T7th/12	DICK'S Sporting Goods Challenge Cup, Kingston Springs, Tenn.	287-286-294 - 867
Oct. 16-18	5th/17	United States Collegiate Championship, Alpharetta, Ga.	286-299-282 - 867
Nov. 1-3	10th/22	Kiawah Classic by Aramark, Kiawah Island, S.C. (rain shortened)	293-299 - 592
Feb. 4-6	12th/19	Amer Ari Invitational, Waikoloa Village, Hawaii	290-289-286 - 865
Feb. 21-23	6th/15	Puerto Rico Classic, Rio Grande, P.R.	286-283-288 - 857
Mar. 21-22	14th/15	Valspar Collegiate Invitational, Palm City, Fla.	307-293-305 - 905
Apr. 1-3	T2nd/12	Clemson Invitational, Salem, S.C.	288-287-297 - 872
Apr. 9-10	T3rd/15	Princeton Invitational, Princeton, N.J. (36-hole event)	294-284 - 578
Apr. 22-24	4th/17	Atlantic Coast Conference Championship, New London, N.C.	287-288-289 - 864
May 16-18	T7th/14	NCAA Tucson Regional, Marana, Ariz.	297-288-282 - 867

Ended year No. 38 in Golfweek rankings, No. 42 in Golfstat

2016-17

Sept. 9-11	5th/14	Carpet Capital Collegiate, Rocky Face, Ga.	286-295-275 - 856
Sept. 23-25	6th/16	Mauli Jim Invitational, Scottsdale, Ariz.	280-276-288 - 844
Oct. 21-23	12th/17	Golf Club of Georgia Collegiate, Alpharetta, Ga.	297-286-294 - 877
Oct. 31-Nov. 1	2-1	Cypress Point Classic, Pebble Beach, Calif. (d. Georgia, 8.5-3.5; d. Stanford, 8-4; l. Southern California, 19.5-4.5)	

Feb. 2-4	7th/21	Amer Ari Invitational, Waikoloa, Hawaii	288-278-285 - 851
Feb. 19-21	3rd/15	Puerto Rico Classic, Rio Grande, Puerto Rico	294-284-281 - 859
Mar. 10-12	2nd/14	Seminole Intercollegiate, Tallahassee, Fla.	276-280-280 - 836
Mar. 19-21	2nd/14	Valspar Collegiate Invitational, Palm City, Fla.	301-281-278 - 860
Apr. 7-9	2nd/13	Clemson Invitational, Salem, S.C.	296-283-294 - 873
Apr. 21-23	T7th/12	ACC Championship, Clinton, S.C.	288-296-299 - 883
May 15-17	6th/13	NCAA Stanford Regional, Stanford, Calif.	287-273-284 - 844

Ended year No. 21 in Golfweek rankings, No. 22 in Golfstat

2017-18

Sept. 8-10	1st/15	Carpet Capital Collegiate, Rocky Face, Ga.	287-284-279 - 850
Sept. 22-24	2nd/13	Mauli Jim Intercollegiate, Carefree, Ariz.	291-286-281 - 858
Oct. 8-10	1st/12	Franklin American Mortgage Collegiate, College Grove, Tenn.	297-276-279 - 852
Oct. 20-22	4th/15	Golf Club of Georgia Collegiate, Alpharetta, Ga.	284-277-285 - 846
Feb. 1-3	5th/18	Amer Ari Invitational, Waikoloa, Hawaii	281-275-386 - 842
Feb. 18-20	4th/15	Puerto Rico Classic, Rio Grande, Puerto Rico	276-286-297 - 859
Mar. 10-11	1st/15	General James Hackler Championship, Myrtle Beach, S.C.	283-284-281 - 848
Mar. 18-20	4th/16	Valspar Collegiate Invitational, Palm City, Fla.	287-282-283 - 852
Apr. 7-8	3rd/15	Irish Creek Intercollegiate, Kannapolis, N.C.	277-297-293 - 867
Apr. 20-22	1st/12	ACC Championship, New London, N.C.	276-277-282 - 835
May 14-16	6th/14	NCAA Raleigh Regional, Raleigh, N.C.	274-279-282 - 835

Ended year No. 8 in Golfweek rankings, No. 6 in Golfstat

2018-19

Sept. 7-9	T1st/15	Carpet Capital Collegiate, Rocky Face, Ga.	281-275-287 - 843
Sept. 21-23	1st/14	Mauli Jim Intercollegiate, Scottsdale, Ariz.	265-274-273 - 812
Oct. 8-9	T1st/8	Jack Nicklaus Collegiate, Dublin, Ohio (d. Kent State, 3-2-1; d. South Carolina, 3-1-2; championship match rained out)	2-0
Oct. 19-21	3rd/14	Golf Club of Georgia Collegiate, Alpharetta, Ga.	270-289-296 - 845
Feb. 7-9	8th/18	Amer Ari Invitational, Waikoloa, Hawaii	277-284-290 - 851
Feb. 17-19	T1st/15	Puerto Rico Classic, Rio Grande, P.R.	283-282-283 - 848
Mar. 3-5	6th/15	Southern Highlands Collegiate, Las Vegas, Nev.	283-282-295 - 860
Mar. 17-19	12th/15	Valspar Collegiate Invitational, Palm City, Fla.	285-288-282 - 855
Apr. 5-7	1st/15	Clemson Invitational, Salem, S.C.	272-271-269 - 812
Apr. 18-20	1st/12	ACC Championship, New London, N.C.	276-270-281 - 827
May 13-15	4th/14	NCAA Pullman Regional, Pullman, Wash.	271-270-277 - 818
May 24-29	18th/30	NCAA Championship, Fayetteville, Ark.	307-293-303 - 903

Ended year No. 7 in Golfweek rankings, No. 12 in Golfstat

HEAD-TO-HEAD UNDER BRUCE HEPPLER

ACC	1996	1997	1998	1999	2000	2001	2002	2003	2004	2005	2006	2007	2008	2009	2010	2011	2012	2013	2014	2015	2016	2017	2018	2019
Boston College																								
Clemson	0-6	1-6	3-4	3-7	7-3	5-5	6-2-1	0-9	2-7-1	1-0	5-4	2-0	2-0	1-0	1-0	2-0	2-0	1-0	3-0	1-0	2-0	2-0	1-0	2-0
Duke	2-4	2-3	5-0	4-2	4-1	3-1	3-0	4-1	4-0	4-1	6-2	6-1	1-3	4-0	3-1	3-2	2-0	2-1	3-0	3-0	1-3	0-2	3-1	4-1
Florida State	1-3	3-1	3-1	2-0	2-0	1-0	1-0	1-0		4-0	2-0	4-1	2-2	5-0	3-3	3-1	4-2	2-4	6-0	2-2	0-4	1-1-1	2-1	2-1
Louisville												1-0	0-1	1-0	1-0					4-0	1-0	2-0	1-0	2-0
North Carolina	0-6	1-5-1	3-3	6-2	9-0	1-2	4-0	1-3	6-0	5-0	0-1-1	3-1	0-3	2-0	2-1	1-0	3-0	3-0	3-0	3-1	1-1-1	1-0	1-0	2-0
NC State	2-5	4-3	5-1-1	5-0	6-0	4-2	5-0	5-3	5-1	4-0	2-1	3-0	5-0	3-0	1-1	2-0	2-0	4-0		3-0	2-0	0-1-1	3-1	3-0
Notre Dame																			1-0	2-0	1-0	2-0	1-0	1-0
Virginia	2-6	2-7	7-0	7-0	6-0	3-1	4-0	2-0		2-0	1-0	1-0	2-0	2-0	4-0	4-0	3-0	2-0	2-0	5-1		0-3	4-0	4-0
Virginia Tech	3-1	3-0	2-0			1-1	2-1	2-0		2-0	2-0	2-0-1	4-0	3-0	4-1	4-0	3-0	2-1	4-0	2-0		2-0	3-0	2-0
Wake Forest	1-6	1-5	5-0	7-0	7-0	5-0	4-2	1-6	4-3	6-2	4-2	5-2	3-2	3-0	4-0	2-1	3-0	5-1	4-0	2-1		0-2	2-1	2-2
Non-Conference*	1996	1997	1998	1999	2000	2001	2002	2003	2004	2005	2006	2007	2008	2009	2010	2011	2012	2013	2014	2015	2016	2017	2018	2019
Air Force		1-0	1-0	1-0			1-0	1-0									1-0	1-0						
Akron																							1-0	
Alabama	2-3	2-1	2-0			1-0	2-0	3-1		4-0-1	3-1	1-3	0-4	3-3	2-1	1-2	2-1	2-5	0-3	2-1-1	2-2	3-0	2-0	3-0
Ala.-Birmingham			1-0		1-0	3-0	3-0	1-0	2-0	2-0	1-0	1-0		1-0		1-0			2-0	1-1	0-1	1-0		
Arizona	0-4	1-1	2-1	5-1	3-0	3-3	3-2	1-3-1	2-2	2-0	2-1	2-1	1-0-1	3-0	1-0	1-0	2-0							
Arizona State	0-4	0-3	3-1	3-2	3-2	5-2	6-0	1-3	3-1	4-1	4-3	3-2	1-2	1-3	3-1	3-1	1-0	2-0	2-0	2-1	0-1	0-1	1-2	1-1
Arkansas		2-0	3-1	1-1	1-0	1-0	1-0	1-1	2-0	2-0	1-1		1-0	0-1	1-0	1-0	0-1	2-0	2-0	0-1	0-1	1-0		1-0
Arkansas State																		1-0						
Army West Point																							1-0	
Auburn	1-2	0-4	5-1	3-0	4-0	3-1	4-0	3-2	8-0	3-1	3-1	2-0-1	1-0	2-0	1-0	1-0	1-2	4-0	4-1	2-1	0-3	1-2	1-1	3-3
Augusta	1-0	3-1	1-1	2-2	1-1	2-0	5-0	2-4	5-1	4-2	5-0	1-0	2-0	1-0	2-1	1-2	1-0	2-0	1-0			1-0	1-1	
Ball State																	0-1	1-0	1-0	1-0				
Baylor								2-0				1-0			1-0	1-0						0-2	1-0	1-1
Bethune-Cookman																			1-0					
Boise State																				1-0				
Brigham Young		1-0	1-0	1-1		2-2		1-0	1-0	1-0	3-2	2-0	1-0		1-0							1-0		1-1
Brown																					1-0			
California			1-0	0-1	1-0				0-2	1-0				1-0	1-0	2-1	0-1	1-2	1-0		1-0	1-0	2-0	1-2
Cal Poly																				1-0				
Campbell																							1-0	
CS Monterrey Bay																				1-0				
Central Conn. St.																	1-0							
Central Florida	1-0	1-0							1-0	2-0	1-0	2-0	1-0	2-0-1				1-0						1-0
Charleston Southern																					0-1			
Charlotte	1-1	3-0		1-0	1-0					1-0	1-0	1-1	1-1	4-0	1-1		1-0	1-0	1-0	2-0			1-0	
Chattanooga												1-0	1-0	3-1	0-2	2-0	2-1	2-1	2-0	1-0	1-0	2-0	1-0	1-0
Chico State																	1-0					1-0		
Cincinnati																	1-0			1-0			1-0	
Cleveland State																			1-0					
Coastal Carolina	1-0	1-0			1-0		1-0			2-0	0-1	1-1	1-0		3-0	1-0		1-0		1-0			1-0	
Coll. of Charleston	2-0	3-0	1-0	1-0			1-0	1-0		1-0					2-0		2-0	1-0		1-0		1-0	1-0	1-0
Colorado	1-0	2-0	3-0	0-1	1-0	1-0	2-0	2-0	1-1	1-0	2-0	1-0	2-0	0-1	1-0	1-0	1-0	1-0	1-0		0-1	0-1	1-0	1-0
Colorado State			1-1	0-1				1-0	1-0							1-0	1-0	1-0						2-0
Columbia																					1-0			
Connecticut																								1-0
Cornell																				1-0				
CSU-Monterrey Bay																			1-0					
CSU-Stanislaus																		1-0						
Dalton State																					1-0	1-0	1-0	1-0
Dartmouth																							1-0	
Davidson																			1-0				2-0	
Dayton																							1-0	
East Carolina																1-0							2-0	1-0
East Tennessee State	0-3	0-7	5-0	6-2	7-0	4-1	3-0	3-1		3-0	2-2	3-1	3-2	4-0	2-0	4-0	2-0	2-0		1-0		1-0	2-0	1-0
Eastern Kentucky																					1-0			
Eastern Michigan																			1-0					
Elon																					1-0	1-0	1-0	1-0
Florida	1-2	0-5	5-0	3-3	6-0	4-2	5-1	2-3-1	4-5	5-2	0-5	5-2-1	1-2	4-2	2-0		1-0	2-0	1-0	3-0	2-0-1	1-0		3-0
Florida Atlantic																								
Fresno State	0-1	1-0	1-0	1-0	2-0	1-0	2-0	2-0		1-0	2-0			1-0										
Furman	3-0	1-2	1-0	2-0	1-0		1-0			1-0					2-0									1-0
Gardner-Webb																			1-0					
Georgetown																					1-0			
George Mason																						1-0		
George Washington																								
Georgia	0-3	1-3	4-2	2-7	7-1	5-4	7-1	2-3	2-5-2	3-6	1-7-1	0-7-1	3-4	1-7	3-1-1	3-3	3-0	4-3	5-1	2-2	0-2	1-1	1-0	2-0-1
Georgia Southern	2-0	1-0		1-0	1-0	1-0	2-0	2-0	1-0	2-0	1-0		1-0		2-0		1-0			1-0	0-1			1-0
Georgia State				1-0	1-0	1-0		1-0	3-1	1-1	2-1	5-0-1	3-0	1-0		2-0	1-0	1-0	2-0	1-0	1-0	1-0	1-0	1-0
Gonzaga																1-0	1-0		1-0					1-0
Grand Canyon																						1-0		
Hawaii			1-0	1-0	1-0	1-0	1-0	1-0			1-0	1-0	1-0	1-0	1-0	1-0	2-0	1-0	1-0	1-0	1-0	2-0	2-0	1-0
Hawaii - Hilo				1-0	1-0	1-0	1-0	2-0		2-0	1-0	1-0	1-0	1-0	1-0	1-0	1-0	1-0	1-0		1-0	1-0	1-0	1-0
Houston	0-3	3-1-1	3-0-1	3-4	7-0	5-0	4-0	1-1				1-0							2-0	2-0	0-1	3-0	1-0	2-0
Idaho																								
Illinois	1-0			0-1																				2-0
Illinois State							1-0	1-0	2-0	1-0	0-1	2-0	1-1	2-0	1-0	1-0	1-1	1-0	2-0	0-1				2-0
Indiana																					1-0		1-0	
Iona																							1-0	1-0
Iowa																1-0	1-1	3-0	1-0	1-0	1-0			1-0
Iowa State																			1-0					
IUPUI																								

