



THE CITADEL FOOTBALL

SOCON CHAMPIONS - 2016, 2015, 1992, 1961 • FCS PLAYOFFS - 2016, 2015, 1992, 1990, 1988

Football Contact: John Brush • O: 843-953-6795 • C: 270-293-0590 • Email: jbrush@citadel.edu

The Citadel Athletic Communications, McAlister Field House, 171 Moultrie Street, Charleston, S.C. 29409

THE CITADEL [0-2, 0-0 SOCON]

Aug. 31	#11 Towson	ESPN+	L, 21-28
Sept. 7	@ Elon	ESPLOSPORTS	L, 28-35
Sept. 14	@ Georgia Tech	ACCN	12:30 p.m.
Sept. 21	Charleston Southern	ESPN+	6 p.m.
Sept. 28	@ Samford *	ESPN+	3 p.m.
Oct. 5	VMI *	ESPN+	2 p.m.
Oct. 12	Western Carolina *	ESPN3	2 p.m.
Oct. 19	@ Furman *	ESPN3	1 p.m.
Oct. 26	Mercer *	ESPN+	2 p.m.
Nov. 2	@ ETSU *	ESPN3	3:30 p.m.
Nov. 16	@ Chattanooga *	ESPN+	2 p.m.
Nov. 23	Wofford *	ESPN+	Noon

Home games in **BOLD**; * - SoCon game

GEORGIA TECH [1-1, 0-1 ACC]

Aug. 29	at Clemson *	L, 14-52
Sept. 7	South Florida	W, 14-10
Sept. 14	The Citadel	12:30 p.m.
Sept. 28	at Temple	TBA
Oct. 5	North Carolina *	TBA
Oct. 12	at Duke *	TBA
Oct. 19	at Miami *	TBA
Nov. 2	Pitt *	TBA
Nov. 9	at Virginia *	TBA
Nov. 16	Virginia Tech *	TBA
Nov. 21	NC State *	8 p.m.
Nov. 30	Georgia	TBA

Home games in **BOLD**; * - ACC game

ON THE AIR

TV/ONLINE
ACC RSN

Tom Werme (PxP)
James Bates (analyst)
Lyndsay Rowley (sideline)

RADIO

Luke Mauro (play-by-play)
Ted Byrne (analyst)

GAMEDAY AFFILIATES

Charleston

WQNT (92.1-FM/102.1-FM/1450-AM)

Columbia

WQXL (100.7-FM/1470-AM)

Sumter

WDXY (105.9-FM/1240-AM)



GAME 3

SEPTEMBER 14 - 12:30 P.M.

ATLANTA, GA. - BOBBY DODD STADIUM



RV/RV THE CITADEL BULLDOGS [0-2, 0-0]

Head Coach: Brent Thompson, 4th Season (Norwich, 1998)

Record at The Citadel: 20-16 (.556) **Career Record:** Same

Record against GT: 0-0



NR/NR GEORGIA TECH YELLOW JACKETS [1-1, 0-1]

Head Coach: Geoff Collins, 1st Season (Western Carolina, 1994)

Record at Georgia Tech: 1-1 (.500) **Career Record:** 16-11

Record against The Citadel: 0-0

MATCHUP AT A GLANCE

The Citadel	vs.	Georgia Tech
Charleston, South Carolina	Location	Atlanta, Georgia
1842	Founded	1885
2,300	Enrollment	35,000
Southern	Conference	Atlantic Coast
Johnson Hagood	Stadium	Bobby Dodd
Mike Capaccio	Athletics Director	Todd Stansbury
1905	First Year of Football	1892
507-562-32	All-Time Record	736-503-43
Brent Thompson	Head Coach	Geoff Collins
20-16	Record at School	1-1
20-16	Career Record	16-11
5-6	2018 Record	7-6

INSIDE THE NUMBERS

47.7 - The average keeps going up for sophomore punter Matt Campbell as he averaged 47.7 yards on six punts against Elon. Two of his punts were downed inside the 20, including a 67-yarder in the first half.

31:45 - The Citadel continued to control the clock against Elon as they held the ball for 31:45. The ball control was evident in the second half as The Citadel held the ball for 19:56 in the second half.

13 - Linebacker Willie Eubanks III tied his career high with 13 tackles against Elon. The junior added three quarterback hurries. He leads the team with 18 tackles and four quarterback hurries through two games.

3 - Quarterback Brandon Rainey rushed for a career high three touchdowns against Elon. He is the first ball carrier to rush for three touchdowns since Tyler Renew ran for three scores against Samford in 2016.

2 - Defensive back Sean-Thomas Faulkner blocked two punts against Elon. He has four blocked punts in his career after blocking one at VMI and Western Carolina in 2018.

ON THIS DATE...

In 2002, Nehemiah Broughton scored from one-yard out with 43 seconds to play to give the Bulldogs a 24-20 victory over No. 15 Delaware inside Johnson Hagood Stadium. The touchdown capped a 21-play drive that saw the Bulldogs eat up 7:40 seconds off the fourth-quarter clock. The victory was the first over a ranked opponent since the 1998 season.

MEDIA INFORMATION

Sunday - 8	Monday - 9	Tuesday - 10	Wednesday - 11	Thursday - 12	Friday - 13	Saturday - 14
Practice 5:15 p.m.	Off Day Brent Thompson Press Conference 12:15	Practice 4:30 p.m.	Practice 4:30 p.m. Brent Thompson Radio Show 7 p.m.	Practice 4:30 p.m.	Depart for Atlanta Noon	at Elon 12:30 p.m. Head Coach and Players available after game

FOOTBALL INFORMATION

Offensive Formation _____	Triple Option
Defensive Formation _____	Multiple
2018 Overall Record _____	5-6
2018 Conference Record _____	4-4
2018 Conference Finish _____	t-5th
Offensive Starters Returning/Lost _____	10/3
Defensive Starters Returning/Lost _____	7/4
First Varsity Season _____	1905
Overall Record _____	507-561-32 (.475))
All-Time Playoff Record _____	2-5
SoCon Titles _____	4
_____	1961, 1992, 2015, 2016
NCAA Playoff Appearances _____	5
_____	1988, 1990, 1992, 2015, 2016

STADIUM INFORMATION

Stadium Name _____	Johnson Hagood Stadium
Field _____	Natural Grass
Capacity _____	11,332
First Year _____	1948
First Game _____	Oct. 16, 1948 (Davidson 14, The Citadel 6)
Largest Crowd _____	23,025 Oct. 17, 1992 (Marshall 34, The Citadel 13)
Record at Stadium _____	230-149-3 (.606)

THE CITADEL COACHES AND STAFF

Head Coach _____	Brent Thompson (Norwich, 1998)
Record at The Citadel _____	20-14 (.588)
Overall Record _____	Same

Offensive Coord./QB's/B-Backs _____	Lou Conte (Springfield, 2004)
Defensive Coord./DBs _____	Tony Grantham (Radford, 2000)
Special Teams Coord./Recruiting _____	Turner West (Memphis, 2010)
Offensive Line _____	Ron Boyd (West Virginia Wesleyan, 1992)
Cornerbacks _____	Orlando Mitjans, Jr. (Northeastern, 1992)
Wide Receivers _____	Brian Rucker (Western Carolina, 2004)
Defensive Line/Academic Coord. _____	John Ward (Springfield, 2010)
Inside Linebackers _____	Ben Hodges (Central College, 2006)
Outside Linebackers _____	Kevin Weston (Tusculum, 2002)
Offensive Tackles/TEs _____	Bobby Ruff (Charleston Southern, 2017)
Director of Football Operations _____	Will Christopher
Quality Control _____	Grant Drakeford (offense)
_____	Cannon Jordan (defense)
Video Coordinator _____	Floris Mendonca
Director of Personnel _____	Kate Yeager
Asst AD/Strength & Conditioning _____	Donnell Boucher (Worcester St., 2005)
Asst AD/Sports Medicine _____	Andy Clawson (Henderson St., 1969)

DAILY MEDIA AVAILABILITY

Monday Press Conference

Head coach Brent Thompson is available to the media on Monday's at 12:15 p.m. on the 5th floor of Johnson Hagood Stadium. Two cadet-athletes may also be available following Coach Thompson. The press conferences will be streamed live and available for replay on CitadelSports.com.

The Brent Thompson Radio Show

Head Coach Brent Thompson joins "Voice of the Bulldogs" Luke Mauro for The Brent Thompson Radio Show each Wednesday from 7-8 p.m. at the Marina Variety Store. The show airs on ESPN Radio - 94.7 FM & 910 AM in Charleston.

The Citadel Cadet-Athlete Media Opportunities

All requests for cadet-athlete interviews must be submitted via email to Assistant Athletic Director for Athletic Communications John Brush (jbrush@citadel.edu) at least 24 hours in advance of the requested interview. The best time for interviews is before practice Tuesdays or Thursdays but other times can be arranged.


Note: Player or coach interviews must not conflict with classes, meetings, training room treatments or other team obligations.

ATHLETIC COMMUNICATIONS

McAlister Fieldhouse
171 Moultrie Street
Charleston, S.C., 29409



John Brush
Assistant AD
(football contact)



Milledge Austin
Associate Director



Parker King
Graphic Designer

GENERAL NOTES

STATS FCS Top 25 Poll (Sept. 2)

Team (1st-place votes)	Record	Prev Rank
1. North Dakota State (149)	2-0	1
2. James Madison (9)	1-1	2
3. South Dakota State	1-1	3
4. Eastern Washington	1-1	4
5. UC Davis	1-1	5
6. Weber State	1-1	7
7. Maine	1-1	6
8. Towson	2-0	8
9. Kennesaw State	1-1	9
10. Montana State	1-1	13
11. Northern Iowa	0-1	11
12. Nicholls	0-1	10
13. Illinois State	1-1	16
14. Central Arkansas	2-0	20
15. North Carolina A&T	1-1	15
16. Furman	1-1	17
17. Jacksonville State	1-1	18
18. Delaware	2-0	21
19. Southeast Missouri	1-1	12
20. Montana	2-0	22
21. Wofford	0-1	19
22. Villanova	2-0	24
23. Southeastern Louisiana	1-0	23
24. Sam Houston State	1-1	25
25. Elon	1-1	NR

Scouting Georgia Tech

Georgia Tech enters the game with a record of 1-1 after a 14-10 victory over South Florida in home opener last Saturday.

The Yellow Jackets are under the direction of first-year head coach Geoff Collins. He took over the GT program after spending the previous two years as the head coach at Temple.

GT is making the switch from the triple option to a more traditional offense.

The Yellow Jackets are averaging 275.5 yards per game, with 169.0 yards coming on the ground and 106.5 through the air.

Jordan Mason leads the offense with 171 yards and two touchdowns.

GT has used three quarterbacks through the first two games. James Graham is 5-for-8 for 92 yards and the only passing touchdown.

Lucas Johnson is 11-for-19 for 45 yards and an interception, and Tobias Oliver is 5-for-12 for 76 yards and two interceptions.

The GT defense is allowing 251.5 yards per game on the ground, and 195.0 through the air.

Charlie Thomas leads the defense with 15 tackles, including 2.5 for loss and two sacks. He is also one of three Yellow Jacket players to force a fumble.

Kaleb Oliver and Tre Swilling have each intercepted passes.

Georgia Tech Quick Facts

Location _____ Atlanta, Georgia
Enrollment _____ 35,000
Nickname _____ Yellow Jackets
Colors _____ Tech Gold and White
Conference _____ Atlantic Coast
President _____ Angel Cabrera
Athletics Director _____ Todd Stansbury

Head Coach _____ Geoff Collins
Record at School _____ 1-1 (1st season)
Career Record _____ 16-11 (3rd season)

2018 Record _____ 7-6
Conference Record (Finish) 5-3 (2nd Coastal)
Starters Returning _____ 11
Starters Lost _____ 13

SID _____ Mike Flynn
Email _____ mflynn@athletics.gatech.edu
Office _____ 404-894-5445
Web _____ ramblingwreck.com

THE CITADEL'S OPENING DRIVES

Opp	1st	2nd
Towson	Fumble	Punt
Elon	Punt	Punt
Georgia Tech		
Charleston Southern		
Samford		
VMI		
Western Carolina		
Furman		
Mercer		
ETSU		
Chattanooga		
Wofford		

2019 BULLDOG SCHEDULE & RESULTS

DATE	OPPONENT	TV	TIME/RESULT	SERIES	NOTES
Aug. 31	Towson	ESPN+	L, 28-21	TU leads 2-0	Rainey rushes for 169 in late loss
Sept. 7	at Elon	FloSports	L, 28-35	CIT leads 8-6	Faulkner blocks pair of punts
Sept. 14	at Georgia Tech	ACC RSN	12:30 p.m.	GT leads 10-0	1st meeting since 2001
Sept. 21	Charleston Southern	ESPN+	6 p.m.	CIT leads 6-5	Pair of special teams TDs give 'Dogs win in 2018
Sept. 28	at Samford *	ESPN+	3 p.m.	CIT leads 7-5	Rainey rushes for 217 yards to lead comeback victory
Oct. 5	VMI *	ESPN+	2 p.m.	CIT leads 42-30-2	'Dogs capture 12th-straight Silver Shako
Oct. 12	Western Carolina *	ESPN3	2 p.m.	Cit leads 25-17-1	Rainey rushes for 188 yards in first start
Oct. 19	at Furman *	ESPN3	1 p.m.	FU leads 60-35-3	Webb catches school-record 91yd TD
Oct. 26	Mercer *	ESPN+	2 p.m.	CIT leads 10-5-1	'Dogs use late kickoff return to secure victory
Nov. 2	at ETSU *	ESPN3	3:30 p.m.	ETSU leads 16-11	Webb catches 8 passes for 116 yards
Nov. 16	at Chattanooga *	ESPN+	2 p.m.	CHAT leads 31-19-2	'Dogs suffer tough overtime loss in 2018
Nov. 23	Wofford*	ESPN+	Noon	CIT leads 42-29-1	Late drive stalls in final seconds in 2018 opener

* - Denotes SoCon game • All times are eastern

GENERAL NOTES

FCS Coaches Poll (Sept. 9)

Team (1st-place votes)	Record	Prev Rank
1. North Dakota St. (26)	2-0	1
2. James Madison	1-1	2
3. South Dakota State	1-1	3
4. UC Davis	1-1	4
5. Eastern Washington	1-1	5
6. Weber State	1-1	8
7. Kennesaw State	1-1	7
8. Towson	2-0	9
9. Maine	1-1	6
10. Northern Iowa	1-1	12
11. Nicholls	0-1	10
12. Illinois State	1-1	16
13. Furman	1-1	11
14. Central Arkansas	2-0	18
15. Montana State	1-1	19
16. Jacksonville State	1-1	17
17. North Carolina A&T	1-1	14
18t. Delaware	2-0	21
18t. Montana	2-0	23
20. Southeast Missouri State	1-1	13
21. Sam Houston State	1-1	22
22. Wofford	0-1	20
23. Villanova	2-0	NR
24. Southeastern Louisiana	1-0	NR
25. Princeton	0-0	25

The Game

The Citadel plays its second-straight game on the road as the Bulldogs travel to face Georgia Tech on Sept. 14 at 12:30 p.m.

Radio Coverage

All games this season can be heard live on 92.1-FM/102.1-FM/1450-AM in the Charleston. The new voice of the Bulldogs, Luke Mauro, will be joined by Ted Byrne in the booth.

ACC Network

Saturday's game will be broadcast on the ACC Network RSN. Tom Werme will have the call with James Bates in the booth and Lyndsay Rowley on the sideline.

Saturday Weather

The early forecast is calling for sunny skies and temperatures in the low-90s at kickoff.

Traveling Knobs

The freshmen members of the South Carolina Corps of Cadets will be traveling to Atlanta this weekend.

vs. Georgia Tech

The Bulldogs and Yellow Jackets have met 10 times prior with GT winning each of the previous 10 meetings. The teams last met in 2001 with the Yellow Jackets coming away with a 35-7 victory.

vs. the ACC

The contest will be the 23rd all-time against current members of the ACC. The Bulldogs have been unsuccessful in coming away with a victory in the previous 22 attempts.

vs. FBS Opponents

Saturday's game will be the 59th all-time against a FBS opponent. The Bulldogs are 8-50 in the previous 58 contests.

2-MINUTE DRILL

- ▶ The Bulldogs hit the road for the second-straight week as they travel to face Georgia Tech.
- ▶ Saturday's game will kick at 12:30 p.m. on ACC RSN.
- ▶ Tom Werme will be on the call and will be joined by James Bates in the booth and Lyndsay Rowley on the sidelines.
- ▶ The meeting between the Bulldogs and Yellow Jackets will be the 11th all-time with GT holding a 10-0 advantage in the series.
- ▶ The teams are meeting for the first time since the 2001 season when No. 10 GT won 35-7.
- ▶ The contest will be the 23rd all-time against a team from the ACC. The Bulldogs are 0-22 all-time in the previous meetings.
- ▶ The game is the 59th all-time against a FBS opponent. The Citadel is 8-50 in the previous 58 games.
- ▶ Quarterback Brandon Rainey rushed for three touchdowns against Elon. He also tossed a fourth-quarter touchdown pass.
- ▶ For the second-straight game, Rainey and Raleigh Webb connected on a fourth-quarter touchdown.
- ▶ Rainey has now rushed for a touchdown and thrown for another in three-straight games.
- ▶ Defensive back Sean-Thomas Faulkner blocked two punts at Elon. The redshirt sophomore has now blocked three punts in his career.
- ▶ Linebacker Willie Eubanks III tied his career high with 13 tackles, while also adding three quarterback hurries. Fellow linebacker Airan Reed added 10 stops.
- ▶ The Yellow Jackets enter the weekend with a record of 1-1 after a 14-10 victory over South Florida on Saturday.
- ▶ The win was the first at GT for head coach Geoff Collins.
- ▶ The Yellow Jackets offense is making the transition from the triple option and are averaging 275.5 yards of offense per game. They are rushing for 169.0 yards, while throwing for 106.5 per game.

RED-ZONE SCORING

Opponent	Times In RZ	Times Scored	Total Pts	Rush TDs		Pass TDs	FGs Made	Failed to score inside RZ					Game
				TDs	TDs	TDs		FGA	Downs	Int	Fumb	Half	
Towson	4	3	21	3	2	1	0	1	0	0	0	0	0
Elon	4	4	28	4	3	1	0	0	0	0	0	0	0
Georgia Tech													
Charleston Southern													
Samford													
VMI													
Western Carolina													
Furman													
Mercer													
ETSU													
Chattanooga													
Wofford													
Totals	8	7	49	7	5	2	0	1	0	0	0	0	0

GENERAL NOTES

THE CITADEL SCORING DRIVES

<u>Opponent</u>	<u>Qt.</u>	<u>Plays</u>	<u>Yards</u>	<u>TOP</u>	<u>How Scored</u>
Towson	2	6	75	2:23	Rainey 3yd run
Towson	2	19	88	8:31	Nwanze 1yd run
Towson	4	18	75	9:12	Webb 9yd pass from Rainey
Elon	2	6	14	2:44	Rainey 1yd run
Elon	3	2	5	0:36	Rainey 2yd run
Elon	4	8	76	3:39	Rainey 2yd run
Elon	4	5	51	2:255	Webb 27yd pass from Rainey

A and C

The Citadel continues its games against teams from conferences that include only A's and C's. After two games against the CAA, the Bulldogs will take on Georgia Tech out of the ACC.

Georgia Boys Going Home

The Bulldogs have 28 players on their roster that will be returning to their home state of Georgia on Saturday. Several players will be playing less than an hour away from their hometowns.

Georgia (28)	Hometown
Brandon Rainey	Acworth
Raleigh Webb	Acworth
Clay Harris	Atlanta
Nehemiah McIntosh	Atlanta
Jeffrey Wood	Atlanta
Joe Douglas	Augusta
Willie Eubanks III	Augusta
Drew McEntyre	Calhoun
Andy Davis	Canton
Ryan McCarthy	Cumming
Matthew Campbell	Dacula
Nkem Njoku	Hampton
Joseph Randolph II	Jefferson
Emeka Nwanze	John's Creek
Robert Fisher	Kennesaw
Tyrell Earl	Lawrenceville
Denzel Wright	Lawrenceville
Aaron Brawley	Loganville
Destin Mack	Macon
Phil Davis	Marietta
Dalton Owens	Monroe
Blake Harrison	Roswell
Javonte Middleton	Savannah
Nathan Cronic	Sharpsburg
Nick Grier	Snellville
Anthony Britton Jr.	Stockbridge
Torian Spencer	Union City
Logan Braucht	Waycross

Faulkner Earns SoCon Special Teams Honor

Redshirt sophomore Sean-Thomas Faulkner was named the Southern Conference Special Teams Player of the Week after blocking two punts against Elon. Both blocks set up touchdown drives.

Rainey 3 Rushing TDs

Quarterback Brandon Rainey rushed for three touchdowns against Elon. He is the first Bulldog with three rushing touchdowns in a game since Tyler Renew ran for three scores against Samford in 2016. Rainey scored on runs of one, two and two yards. He is the first QB to rush for three touchdowns in a game since Dominique Allen ran for three scores against Presbyterian on Sept. 9, 2017.

Multiple Rushing TDs

The Citadel has rushed for at least two touchdowns in six-straight games. Additionally, the Bulldogs have rushed for multiple touchdowns in 12 of the last 13 games dating back to the start of the 2018 season.

Rush and Throw TD

For the third-straight game, quarterback Brandon Rainey rushed for a touchdown and threw a touchdown pass in the same game. The redshirt junior scored on three short touchdown runs before tossing a 27-yard TD pass against Elon.

GENERAL NOTES

Athlon Sports Power Poll (Sept. 9)

Team	Record	Prev Rank
1. North Dakota State	2-0	1
2. James Madison	1-1	2
3. South Dakota State	1-1	3
4. Eastern Washington	1-1	4
5. Maine	1-1	5
6. UC Davis	1-1	6
7. Weber State	1-1	7
8. Towson	2-0	8
9. Northern Iowa	1-1	9
10. Montana State	1-1	10
11. Furman	1-1	11
12. Illinois State	1-1	12
13. Kennesaw State	1-1	14
14. Central Arkansas	2-0	19
15. Montana	2-0	17
16. Nicholls	0-1	16
17. Southeast Missouri	1-1	15
18. Villanova	2-0	18
19. Southeastern Louisiana	1-0	21
20. North Carolina A&T	1-1	20
21. Jacksonville State	1-1	24
22. Delaware	2-0	23
23. Elon	1-1	NR
24. Sam Houston State	1-1	NR
25. Wofford	0-1	25

Faulkner Blocks 2

Season-Thomas Faulkner blocked two punts against Elon. The sophomore now has four blocked punts in his career after blocking punts against VMI and Western Carolina in 2018.

Blocked Punts

The Bulldogs special teams have a knack for blocking punts. The Citadel has blocked two punts in a game for the second time in the last six games. They have five blocked punts over that span. The Bulldogs blocked four punts in 2018.

Webb Catches TD

Redshirt junior Raleigh Webb hauled in a 27-yard touchdown pass against Elon. The touchdown was the second of the season, equaling his total from a season ago.

Double Digit Tackles

The inside linebacker duo of Willie Eubanks II and Airan Reed each reached double digits in tackles against Elon. Eubanks led the team with 13 stops, while Reed added 10 tackles.

Onside Kick

The Bulldogs successfully executed an onside kick in the fourth quarter against Elon. Jacob Godek's kick to the left sideline was scooped up by Ryland Ayers. The Citadel would score on the possession to tie the game in the fourth quarter.

Hurricane Evacuation

Due to the threat of Hurricane Dorian, the Bulldogs were forced to evacuate and spend the week preparing for Elon at LookUp Lodge in Travelers Rest, South Carolina.

100-Yard Rusher in Season Opener

The Bulldogs continued their streak of having a 100-yard rusher in the season opener as Brandon Rainey ran for 169 yards against Towson. The Citadel has had a 100-yard rusher in the season opener every year dating back to 2014.

Year	Rusher	Opponent	Yards
2019	Brandon Rainey	Towson	169
2018	Lorenzo Ward	Wofford	124
2017	Cam Jackson	Newberry	110
2016	Tyler Renew	Mercer	146
2015	Evan McField	Davidson	132
	Isiaha Smith	Davidson	109
2014	Tyler Renew	Coastal Carolina	137
	Jake Stenson	Coastal Carolina	120

Long Drives

The Bulldogs' offense put together three drives in the season opener of at least 15 plays. The Citadel put together drives of 16, 19 and 18 plays against Towson. The drives resulted in a pair of touchdowns and a missed field goal.

Possessing The Ball

Ball control is the name of the game and The Citadel did just that in the opener. The Bulldogs possessed the ball for 38:11 against Towson. The Citadel kept the ball for 9:56 in the first quarter and 11:47 in the second quarter.

Fourth-Down Conversions

The Bulldogs took advantage of short yardage situations and went 3-for-3 on fourth-down conversions against Towson. All three conversions came on 4th-and-1.

True Freshman in Opener

The Bulldogs played six true freshmen in the season opener, all on the defensive side of the ball. Defensive backs Andy Davis and Jay Girdner, linebackers Logan Braucht, Anthony Britton and Hasan Black, and defensive lineman Dewey Greene IV all saw action in the season opener.

2019 HONORS

Matt Campbell

- FCS Punter of the Year Watch List
- HERO Sports Preseason Third-Team All-American
- Preseason First-Team All-SoCon

Sean-Thomas Faulkner

- SoCon Special Team Player of the Week (9/9)
- STATS Honorable Mention FCS Special Teams Player of the Week (9/9)

Jacob Godek

- Preseason Second-Team All-SoCon

Willie Eubanks III

- Preseason Second-Team All-SoCon

Haden Haas

- Preseason Second-Team All-SoCon

Drew McEntyre

- Preseason Second-Team All-SoCon

Joseph Randolph II

- Preseason Second-Team All-SoCon

Rushing Attack

The Bulldogs have ranked in the top 10 nationally in rushing yards per game in each of the last eight seasons. The Citadel also owns five of the top 25 rushing performances in FCS history.

Year	Rushing YPG	Rank
2018	283.6	9th
2017	294.6	2nd
2016	348.2	1st
2015	346.9	2nd
2014	347.2	2nd
2013	273.3	4th
2012	300.6	4th
2011	286.6	3rd

GENERAL NOTES

Davis Gets Start in 1st Career Game

True freshman Andy Davis got the start at safety in his first collegiate game. He finished with a solo tackle. Davis also played a key role on special teams.

Nwanze Scores First TD

Redshirt freshman Emeka Nwanze found the end zone for the first time in his career when he scored from a yard out in the second quarter. He finished the game with 22 yards on nine carries.

Matt "The Leg" Campbell

Matt Campbell picked up where he left off as a freshman as he averaged 49.0 yards on two punts. He kicked a long of 52 yards and had both punts downed inside the 20-yard line.

The Rainey Effect

The strong end to the 2018 season coincided with the insertion of Brandon Rainey at quarterback. The junior averaged 132.2 rushing yards per game and scored three touchdowns. He also threw for a pair of touchdowns. In the comeback victory over Samford, Rainey rushed for 217 yards, the second most by a quarterback in school history.

Yards	QB	Year
286	Gene Brown vs. VMI	1988
217	Brandon Rainey vs. Samford	2018
200	Jack Douglas vs. ETSU	1990
197	Aaron Miller vs. Charlotte	2014
188	Brandon Rainey vs. WCU	2018

Opening Against the CAA

The Bulldogs opened the season with two-straight games against the Colonial Athletic Association. After opening against Towson, the Bulldogs will hit the road to face Elon.

Afternoon Football

The Citadel will play 11 of its 12 games during the afternoon in 2019. The only game under the lights is Sept. 21 against Charleston Southern. That contest will kick at 6 p.m. at Johnson Hagood Stadium.

New Numbers

Several members of the Bulldog football team will take the field in a new number this season.

Player	Old #	New #
Destin Mack	37	7
Keyonte Sessions	26	8
Brian Murdaugh	19	10
Ryland Ayers	39	29
Darique Hampton	27	33
Donnie Brechtel III	76	46

Graduate Transfers

The Citadel football program added two graduate transfers for the 2019 season. The list includes one linebacker and one running back.

Player	Pos.	Previous School
Remus Bulmer	A-Back	Sm Houston State
Airan Reed	LB	Southern Illinois

Rainey, Barrett Named Captains

Junior quarterback Brandon Rainey and junior corner Phil Barrett have been named the team captains for the 2019 season.

Preseason All-America

Sophomore punter Matt Campbell was selected as Preseason Third-Team All-American by HERO Sports.

Preseason All-Conference

Six members of the 2019 team were named to the 2019 Preseason All-Southern Conference Team. Matt Campbell, Willie Eubanks III and Joseph Randolph II were named to the first team, while Jacob Godek, Haden Haas and Drew McEntyre were selected to the second team.

Up Next

The Bulldogs return to Johnson Hagood Stadium Sept. 21 as they welcome Charleston Southern. Kickoff is set for 6 p.m.

DEPTH CHART

OFFENSE

WR	22	Raleigh Webb	6-2	213	Jr.
	13	Cole Owens	5-11	175	RSO.
LT	67	Prince Howard-Whitaker	6-3	250	RJr.
	61	Mark Weakland	6-2	260	RJr.
LG	65	Johnathan Toole	6-1	287	RFr.
	52	Jon Barrett Lewis	6-2	295	Jr.
C	54	Haden Haas	6-3	295	RSO.
	53	Tereis Drayton	6-2	280	Fr.
RG	63	Drew McEntyre	6-3	285	Sr.
	64	Stephon Stokes	6-2	295	Fr.
RT	58	Denzel Wright	6-1	240	Jr.
	78	Thomas Crawford	6-3	230	RSO.
TE	89	Elijah Lowe	6-4	228	RJr.
	84	Liam Reid	6-5	210	RSO.
WR	12	Ryan McCarthy	6-3	200	RSO.
	87	Cameron Roberts	6-1	175	RSO.
QB	16	Brandon Rainey	6-0	205	Jr.
	10	Brian Murdaugh	6-0	213	Jr.
A-BACK	18	Dante Smith	5-10	180	RSO.
	21	Remus Bulmer	5-8	170	Gr.
B-BACK	5	Clay Harris	6-0	203	So.
	32	Emeka Nwanze	6-0	215	RFr.
A-BACK	8	Keyonte Sessions	5-8	190	Jr.
	28	Nkem Njoku	5-9	195	So.

DEFENSE

DE	92	Aaron Brawley	6-2	215	Jr.
	48	Gunner Covey	6-2	242	Jr.
NT	72	Dalton Owens	6-2	302	RSO.
	60	Jay Smith	6-1	270	RFr.
DT	98	Joseph Randolph II	6-3	255	Sr.
	76	Dewey Greene IV	6-3	245	Fr.
SAM	45	Brian Horn	6-1	195	So.
	36	Joe Douglas	6-2	200	So.
MIKE	9	Willie Eubanks III	6-2	215	Jr.
	4	Phil Davis	6-1	225	Sr.
MO	3	Airan Reed	6-2	240	Gr.
	88	Anthony Britton Jr.	6-2	205	Fr.
WILL	49	Marquise Blount	6-3	223	So.
	96	Hasan Black	6-2	225	Fr.
CB	11	Phil Barrett	6-0	170	Jr.
	27	Jaylan Adams	5-10	165	RFr.
or	33	Javonte Middleton	6-0	180	RFr.
FS	17	Chris Beverly	5-10	181	So.
	2	Andy Davis	6-0	200	Fr.
SS	25	Sean-Thomas Faulkner	5-11	180	RSO.
	7	Destin Mack	6-0	190	So.
or	24	Jay Girdner	5-10	184	Fr.
CB	6	Lane Botkin	6-0	195	RSO.
	20	Jay Howard	6-1	180	RSO.

SPECIALISTS

PK	86	Jacob Godek	6-0	155	Sr.
	90	Matt Campbell	6-1	227	So.
P	90	Matt Campbell	6-1	227	So.
	93	Gage Russell	5-11	160	Jr.
H	93	Gage Russell	5-11	160	Jr.
	10	Brian Murdaugh	6-0	213	Jr.
LS	85	Patrick Keefe	5-11	190	Gr.
	48	Gunner Covey	6-2	242	Jr.
KR	21	Remus Bulmer	5-8	170	Gr.
	8	Keyonte Sessions	5-8	190	Jr.
PR	6	Lane Botkin	6-0	195	RSO.
	33	Javonte Middleton	6-0	180	RFr.

GAME-BY-GAME STARTERS

2019 GAME BY GAME STARTERS

OFFENSE

	WR	LT	LG	C	RG	RT	WR/TE	A-BACK	A-BACK	B-BACK	QB
TOW	Webb	Howard-Whitaker	Toole	Haas	McEntyre	Wright	Lowe	Smith	Sessions	Harris	Rainey
ELON	Webb	Howard-Whitaker	Toole	Haas	McEntyre	Wright	McCarthy	Smith	Sessions	Harris	Rainey
GT											
CSU											
SAM											
VMI											
WCU											
FUR											
MER											
UTC											
ETSU											
WOF											

DEFENSE

	DE	NT	DT	SAM	MIKE	MO	WILL	CB	FS	SS	CB
TOW	Brawley	Owens	Randolph	Faulkner	Eubanks	Reed	Blount	Barrett	Beverly	Davis	Botkin
ELON	Covey	Owens	Randolph	Douglas	Eubanks	Reed	Blount	Barrett	Beverly	Faulkner	Botkin
GT											
CSU											
SAM											
VMI											
WCU											
FUR											
MER											
UTC											
ETSU											
WOF											

STARTS CHART

OFFENSE		'19	'18	'17	'16	TOT	CONS.	DEFENSE		'19	'18	'17	'16	TOT	CONS.
63	Drew McEntyre, OL, Sr.	2	11	11	4	28	24	4	Phil Davis, LB, Sr.	--	2	1	0	3	--
22	Raleigh Webb, WR, Jr.	2	11	11	--	24	24	92	Aaron Brawley, DL, Jr.	1	7	--	--	8	--
67	Prince Howard-Whitaker, OT, Jr.	2	11	11	--	24	24	98	Joseph Randolph II, DL, Sr.	2	11	--	--	13	13
52	J.B. Lewis, OG, Jr.	--	11	11	--	22	--	9	Willie Eubanks III, LB, Jr.	2	11	--	--	13	13
16	Brandon Rainey, QB, Jr.	2	4	11	--	17	6	7	Destin Mack, LB, So.	--	3	--	--	3	--
54	Haden Haas, OL, So.	2	11	--	--	13	13	17	Chris Beverly, DB, So.	2	9	--	--	11	2
8	Keyonte Sessions, RB, Jr.	2	5	--	--	7	5	11	Phil Barrett, DB, Jr.	2	9	--	--	11	3
18	Dante Smith, RB, So.	2	5	--	--	7	2	25	S-T Faulkner, DB, So.	2	8	--	--	10	10
5	Clay Harris, RB, So.	2	2	--	--	4	2	72	Dalton Owens, NT, So.	2	--	--	--	2	2
12	Ryan McCarthy, WR, So.	1	2	--	--	3	1	49	Marquise Blount, LB, So.	2	--	--	--	2	2
28	Nkem Njoku, RB, So.	--	1	--	--	1	--	6	Lane Botkin, CB, So.	2	--	--	--	2	2
58	Denzel Wright, OT, Jr.	2	--	--	--	2	2	3	Airan Reed, LB, Gr.	2	--	--	--	2	2
65	Johnathan Toole, OG, Fr.	2	--	--	--	2	2	2	Andy Davis, DB, Fr.	1	--	--	--	1	--
89	Elijah Lowe, TE, Sr.	1	-	-	-	1	--	36	Joe Douglas, LB, So.	1	--	--	--	1	1
								48	Gunner Covey, DL, Jr.	1	--	--	--	1	1

MISCELLANEOUS STATS

OPP.	CAPTAINS	TOSS	CHOICE	1ST PLAY	1ST POSS.	2H POSS.	JERSEYS	PANTS
TOW	Barrett, McEntyre, Rainey, Randolph	Win	Defer	Smith rush	Fumble	Punt	White	White
ELON	Barrett, Lowe, Rainey	Win	Defer	incomplete pass	Punt	Punt	White	White
GT								
CSU								
SAM								
VMI								
WCU								
FUR								
MER								
UTC								
ETSU								
WOF								

HEAD COACH BRENT THOMPSON

BRENT
THOMPSON

Head Coach • 4th Season
Norwich, '98



The architect of one of the top rushing offenses in the FCS, Brent Thompson enters his fourth season as the head coach at The Citadel.

Thompson owns an overall record of 20-14, including a program-record 10 wins during his first season in 2016.

Under Thompson's guidance, the Bulldogs have ranked in the top-10 in rushing offense each of the last three seasons. The Citadel ranked ninth nationally in 2018 at 283.6 yards per game, second in 2017 at 294.6 yards per game and led the nation in 2016 at 348.2 rushing yards per game.

The Bulldogs closed out the 2018 season with one of the most impressive four-game stretches in program history. The Citadel outscored its three FCS opponents 123-65, including 69-3 in the second half of those games.

The lone loss during that stretch was on the road at Alabama when the Bulldogs shocked the college football world by being tied 10-10 with the Crimson Tide at the half.

Thompson was named The Citadel's 25th head coach on Jan. 19, 2016 and put together the best season that any Bulldog football coach has enjoyed in their first campaign.

The Bulldogs followed up their championship the season prior by going 10-2 overall and 8-0 in conference action, marking just the seventh undefeated season in Southern Conference history.

The record marked the most wins for a first-year coach at The Citadel and earned Thompson SoCon Coach of the Year honors.

Thompson produced three All-Americans, two Academic All-Americans, the Southern Conference Defensive Player of the Year, the Southern Conference Jacobs Blocking Award winner and 11 All-Southern Conference Performers in 2016. In addition, The Citadel claimed eight SoCon player of the week accolades, one SoCon Student-Athlete of the Week and one conference player of the month.

The Bulldogs led the FCS in rushing yards per game at 348.2 yards per game, the second-highest single-season total in school history. It was the third time, and first since 1994, that the Bulldogs led the country in rushing.

The Citadel also led the FCS with a nation-low 3.3 tackles-for-loss allowed per game. Additionally, the Bulldogs ranked in the top-10 in the FCS in 12 different team categories.

Thompson's approach to developing a complete team was on display in his first season in charge. The Bulldogs ranked seventh in FCS in pass defense, led by SoCon interception champion Dee Delaney, and eighth in the country in total defense, improving by more than 50 yards from the previous season to allow only 302.7 yards per game. The Bulldogs also ranked first in the Southern Conference with only 30 touchdowns allowed in 12 games, an average of 2.5 per game.

Special teams played a crucial role in The Citadel's success with a dangerous return game, led by SoCon punt return champion DeAndre Schoultz, clutch kicking and one of the best coverage units in the conference.

The Bulldogs faced a tall task in Thompson's second season as The Citadel boasted one of the nation's youngest offensive lines. The group helped pave the way for the nation's second-best rushing attack, including rushing for over 400 yards in back-to-back wins over Chattanooga and VMI.

The 2017 team also featured a defense that led the SoCon in total defense, rushing defense, and was among the league leaders in scoring defense until the season's final week.

Eight Bulldogs earned All-SoCon honors during the 2017 season, including first team honorees, center Tyler Davis and safeties Kailik Williams, and Aron Spann III. Davis would be named All-American by



HEAD COACH BRENT THOMPSON

THE BRENT THOMPSON FILE

FAMILY

- Wife - Tiffany
- Children - Harper & Emma

EDUCATION

- Norwich - 1998

PLAYING HISTORY

- Norwich - 1996-97

COACHING HONORS

- 2016 SoCon Coach of the Year
- Most Wins by a first year head coach in SoCon history.

Year	School	Position	W-L
1999	Dickinson	GA	--
2000	Dickinson	GA	--
2001	Northeastern	WR	--
2002	Northeastern	WR	--
2003	Bucknell	WR	--
2004	Bucknell	QB	--
2005	Bucknell	QB	--
2006	Bucknell	QB	--
2007	Bucknell	QB	--
2008	Bucknell	OL	--
2009	Bucknell	OC	--
2010	Lenoir-Rhyne	OC	--
2011	Lenoir-Rhyne	OC	--
2012	Lenoir-Rhyne	OC	--
2013	Lenoir-Rhyne	OC	--
2014	The Citadel	OC	--
2015	The Citadel	OC	--
2016	The Citadel	HC	10-2 (8-0)
2017	The Citadel	HC	5-6 (3-5)
2018	The Citadel	HC	5-6 (4-4)
2019	The Citadel	HC	0-2 (0-0)
			20-16 (15-9 SoCon)

THOMPSON BY OPPONENT

Opponent	Record
Alabama	0-1
Charleston Southern	1-0
Chattanooga	2-1
Clemson	0-1
Elon	0-1
ETSU	2-1
Furman	1-2
Gardner-Webb	1-0
Mercer	2-1
Newberry	1-0
North Carolina	0-1
North Greenville	1-0
Presbyterian	1-0
Samford	2-1
Towson	0-2
VMI	3-0
Western Carolina	2-1
Wofford	1-3
TOTALS	20-16
vs. FCS Opponents	18-13
vs. FBS Opponents	0-3
vs. Non-D1	2-0

College Sports Madness after playing all but four snaps at center for the Bulldogs.

Thompson took over as the head coach after serving the previous two seasons as offensive coordinator.

In 2015, The Citadel earned a co-Southern Conference championship behind a then-school-record-tying six SoCon wins and finished 9-4 overall after advancing to the second round of the NCAA FCS Playoffs for only the second time in school history. The Bulldogs, who finished the season with a conference-best +117 scoring margin that included a +100 margin in SoCon play, earned the program's first road playoff win with a 41-38 victory at Coastal Carolina in the first round of the playoffs.

In The Citadel's 23-22 win at South Carolina, B-Back Tyler Renew piled up a career-high 174 rushing yards, the most allowed at home by South Carolina since 2006 when Doak Walker Award winner and Heisman Trophy finalist Darren McFadden rushed for 219 yards. Renew's total was higher than five teams' rushing totals against the Gamecocks in 2015. The next week, at Coastal Carolina, the Bulldogs broke a school record with four 100-yard rushers and piled up 524 rushing yards, the most in an NCAA Playoff game since 2012 and the second-highest single-game rushing total in FCS in 2015 behind The Citadel's 535 yards in the season opener.

Renew and offensive lineman Sam Frye were named All-Americans, and Frye and fellow offensive lineman Kyle Weaver earned All-Southern Conference honors. In addition, offensive lineman Tyler Davis and B-Back Evan McField earned spots on the All-Southern Conference Freshman Team.

As a team, the Bulldogs broke school records for all-purpose yards, total offense yards and rushing yards. The Citadel led the Southern Conference and ranked second in FCS with an average of 346.9 rushing yards per game, an average of 17.21 yards per completion and allowing 0.62 sacks per game. The Bulldogs also led the SoCon with 5.70 yards per rush and 41 rushing touchdowns.

Quarterback Dominique Allen led the Southern Conference and tied for 17th in FCS, second among quarterbacks, with 13 rushing touchdowns. Allen also ranked third in the SoCon in points responsibility with 104, fifth with 953 rushing yards, seventh with an average of 140.3 yards of total offense per game and eighth with an average of 6.0 points scored per game.

In his first year at The Citadel, Thompson was instrumental in the development of Aaron Miller as the senior ranked second in the Southern Conference with 1,080 rushing yards, the highest total by a Bulldog since 1998, and finished the regular season 31st in the nation

and second among quarterbacks. The B-back combination of Renew and Isiah Smith rushed for 1,352 yards and 10 touchdowns.

Thompson came to Charleston after coordinating the offense at Lenoir-Rhyne from 2010-13. Operating out of the triple option offense, Thompson's attack was tops in rushing in Division II in 2013, averaging 370.9 yards per game, and set the NCAA record for all divisions in rushing yards in a season with 5,563 while advancing to the Division II National Championship Game and a 13-2 overall record.

In 2012 Lenoir-Rhyne compiled 4,515 yards on the ground and finished second in the nation in rushing at 376.2 per game. The Bears also had their highest output of total offense in a season (430.6 ypg) since 1994 and averaged 35.2 points per game.

In 2011 Thompson guided Lenoir-Rhyne to nearly 400 yards of offense per game (397.0 ypg) while the squad averaged 33.6 points per outing. The Bears also ranked third in the nation in rushing (287.1 ypg), and quarterback Major Herron was named to the all-league first team. In his first season at L-R, Thompson headed up a Bear attack in 2010 that averaged more than 400 yards of total offense for the first time in 18 years and led Division II in rushing at 319.5 yards per game.

Thompson went to Lenoir-Rhyne after serving as an assistant coach at Bucknell for seven seasons. In 2009, Thompson served as the Bison's offensive coordinator in addition to his duties as recruiting coordinator and offensive line coach. Thompson started his tenure at the Lewisburg, Pa., school as the wide receivers coach in 2003. As quarterbacks and fullbacks coach in 2004, Thompson mentored quarterback Daris Wilson to first-team All-Patriot League honors.

Prior to Bucknell, Thompson coached the 2001 and 2002 seasons at Northeastern where he oversaw the running backs and was the team's video coordinator. In 2002, Thompson helped lead the Huskies to the Atlantic 10 championship. Thompson coached All-American L.J. McKanas, who broke the school's career rushing record and was second in the nation in that category in 2001.

Thompson, a 1998 graduate of Norwich with a degree in peace, war and diplomacy, was a two-year letterman as a defensive back on the football squad. He began his coaching career at Dickinson in the fall of 1998 as a graduate assistant and worked with the outside linebackers before serving as the wide receivers coach at Stony Brook in 2000.

A native of Poughkeepsie, New York, Thompson is married to the former Tiffany Lebengood. The couple has five-year old twin daughters, Harper and Emma.

HEAD COACH BRENT THOMPSON

THE CITADEL UNDER BRENT THOMPSON

In August	0-1	When allowing 0-13 points	3-0	When gaining 400-499 rush yards	7-0
In September	7-5	When allowing 14-20 points	8-2	When gaining 500+ rush yards	2-0
In October	8-4	When allowing 21-29 points	5-6	With less than 100 passing yards	14-10
In November	5-5	When allowing 30+ points	3-8	With 100-199 passing yards	5-5
In December	0-1	When scoring first	11-4	With 200-299 passing yards	0-1
In SoCon home games	6-6	When leading after 1st quarter	8-3	When out-gaining opponents	16-6
In SoCon road games	9-3	When tied after 1st quarter	8-0	When allowing less than 300 yards	11-2
In non-conference home games	2-2	When trailing after 1st quarter	4-11	When allowing 300-399 yards	7-6
In non-conference road games	3-5	When leading at halftime	12-2	When allowing 400-499 yards	1-4
vs. ranked FCS opponents at home	2-5	When tied at halftime	1-2	When allowing 500+ yards	1-4
vs. ranked FCS opponents on road	0-4	When trailing at halftime	7-12	When allowing less than 100 rush yards	14-2
vs. FBS opponents	0-3	When leading after 3rd quarter	14-2	When allowing 100-199 rush yards	2-7
In home day games	5-5	When tied after 3rd quarter	1-4	When allowing 200-299 rush yards	3-5
In home night games	3-3	When trailing after 3rd quarter	5-10	When allowing 300+ rush yards	0-2
In road day games	9-7	In overtime	2-1	When allowing less than 100 pass yards	3-2
In road night games	3-1	When gaining less than 300 yards	2-5	When allowing 100-199 pass yards	9-4
In games decided by 10 points or less	11-7	When gaining 300-399 yards	5-9	When allowing 200-299 pass yards	3-4
In games decided by 3 points or less	4-2	When gaining 400-499 yards	9-2	When allowing 300+ pass yards	4-4
When scoring 0-13 points	0-3	When gaining 500+ yards	4-0	When scoring non-offense TD	6-1
When scoring 14-20 points	3-5	When gaining less than 100 rush yards	0-0	When allowing non-offense TD	2-4
When scoring 21-29 points	4-7	When gaining 100-199 rush yards	2-5	When committing 3+ turnovers	0-2
When scoring 30+ points	13-1	When gaining 200-299 rush yards	3-7	When forcing 3+ turnovers	7-1
		When gaining 300-399 rush yards	6-4	When leading time of possession	17-9

THE CITADEL GAME HIGHS UNDER THOMPSON

MOST POINTS SCORED

Team	Pts	Year
Presbyterian	48	2017
ETSU	45	2016
Charleston Southern	43	2018

FEWEST POINTS ALLOWED

Team	Pts	Year
VMI	3	2017
Presbyterian	7	2017
ETSU	10	2016

*Seven Tied at 14

MOST RUSHING YARDS

Team	Yds	Season
North Greenville	559	2016
Western Carolina	513	2016
Samford	463	2016

MOST PASSING YARDS

Team	Yds	Season
Furman	223	2017
ETSU	188	2018
Mercer	180	2017

MOST TOTAL YARDS

Opponent	Yds	Season
Western Carolina	602	2016
North Greenville	599	2016
Samford	542	2016

FEWEST TOTAL YARDS ALLOWED

Opponent	Yds	Season
Charleston Southern	75	2018
Western Carolina	121	2016
ETSU	208	2017

MOST FIRST DOWNS

Opponent	1st	Season
North Greenville	33	2016
Western Carolina	30	2016
Presbyterian	29	2017

TIME OF POSSESSION

Opponent	Time	Season
Western Carolina	43:20	2016
North Carolina	42:25	2016
Presbyterian	40:21	2017

GAME DAY COACHES LOCATIONS

ON THE FIELD:

Brent Thompson _____ Head Coach
 Tony Grantham _____ Defensive Coordinator/Safeties
 Ron Boyd _____ Offensive Line
 Kevin Weston _____ Outside Linebackers
 Turner West _____ Special Teams Coordinator
 John Ward _____ Defensive Line

PRESSBOX:

Lou Conte _____ Offensive Coordinator/QBs/B-Backs
 Brian Rucker _____ Wide Receivers
 Orlando Mitjans, Jr. _____ Cornerbacks
 Ben Hodges _____ Inside Linebackers
 Bobby Ruff _____ Offensive Tackles/Tight Ends
 Cannon Jordan _____ Defensive Quality Control
 Grant Drakeford _____ Offensive Quality Control

THE LAST TIME...

PASSING

30 Pass Attempts

CIT: 38 by Tommy Edwards at Georgia Southern (2009)

Opp.: 37 by Robert Riddle, Mercer (2018)

40 Pass Attempts

CIT: 48 by Bart Blanchard vs. Georgia Southern (2008)

Opp.: 69 by Devlin Hodges, Samford (2018)

20 Completions

CIT: 23 by Tommy Edwards at Georgia Southern (2009)

Opp.: 21 by Tom Flacco, Towson (2019)

200 Passing Yards

CIT: 223 by Jordan Black at Furman (2017)

Opp.: 226 by Davis Cheek, Elon (2019)

300 Passing Yards

CIT: 358 by Bart Blanchard vs. Georgia Southern (2008)

Opp.: 328 by Tom Flacco, Towson (2019)

400 Passing Yards

CIT: 428 by Kip Allen vs. Wofford (1985)

Opp.: 404 by Devlin Hodges, Samford (2018)

Three Touchdown Passes

CIT: 3 by Jordan Black vs. Presbyterian (2017)

Opp.: 3 by Tua Tagovailoa, Alabama (2018)

Four Touchdown Passes

CIT: 6 by Bart Blanchard vs. Presbyterian (2009)

Opp.: 5 by Reece Udinski, VMI (2018)

RUSHING

25 Rushing Attempts

CIT: 33 by Brandon Rainey s. Towson (2019)

Opp.: 32 by Jerick McKinnon, Georgia Southern (2013)

35 Rushing Attempts

CIT: 35 by Lorenzo Ward at Towson (2018)

Opp.: 35 by Jerick McKinnon, Georgia Southern (2010)

100 Rushing Yards

CIT: 169 by Brandon Rainey vs. Towson (2019)

Opp.: 135 by Jaylan Thoms, Elon (2019)

200 Rushing Yards

CIT: 217 by Brandon Rainey vs. Samford (2018)

Opp.: 291 by Armanti Edwards, Appalachian State (2007)

Three Rushing Touchdowns

CIT: 3 by Brandon Rainey vs. Elon (2019)

Opp.: 3 by JeMar Lincoln, Furman (2018)

FCS Opp.: 3 by Mike Holloway, Charleston Southern (2015)

Four Rushing Touchdowns

CIT: 4 by Lorenzo Ward vs. Samford (2018)

Opp.: 4 by PJ Hill, Wisconsin (2007)

FCS Opp.: 4 by Chaz Williams, Georgia Southern (2004)

Two 100-Yard Rushers in Same Game

CIT: Brandon Rainey (188) and Clay Harris (126) at W. Carolina (2018)

Opp.: Mike Holloway (172) and Darius Hammond (129), Charleston Southern (2015)

Three 100-Yard Rushers in Same Game

CIT: Dominique Allen (174), Tyler Renew (129), Cam Jackson (113) and Vinny Miller (100) at Coastal Carolina, 2015

Opp.: Brothel Cole (137), Steve Bishop (101), Mike Glenn (100), Furman (1980)

Four 100-Yard Rushers in Same Game

CIT: Dominique Allen (174), Tyler Renew (129), Cam Jackson (113) and Vinny Miller (100) at Coastal Carolina, 2015

Two Players with Three Rushing Touchdowns in Same Game

CIT: Erick Little (3) and Everette Sands (3) vs. Lees-McRae (1993)

RECEIVING

10 Receptions

CIT: 10 by Andre Roberts at Chattanooga (2009)

Opp.: 11 by Kris Thornton, VMI (2018)

100 Receiving Yards

CIT: 116 by Raleigh Webb vs. ETSU (2018)

Opp.: 114 by Henry Ruggs III, Alabama (2018)

Three Touchdown Receptions

CIT: 4 by Andre Roberts vs. Presbyterian (2009)

Opp.: 3 by Austin Duke, Charlotte (2014)

SPECIAL TEAMS

Three Field Goals Made

CIT: 3 by Cody Clark vs. Samford (2016)

Opp.: 3 by Aidan O'Neill, Towson (2018)

Four Field Goals Made

CIT: 5 by Eric Goins vs. VMI (2015)

Opp: by JJ Jerman, ETSU (2018)

DEFENSE

20 Tackles

CIT: 23 by Rod Harland vs. Wofford (2011)

Opp.: 20 by Allan Cratsenberg, VMI (2016)

Three Sacks

CIT: 3.0 by Mitchell Jeter at Samford (2015)

Opp.: 3.0 by Patrick Hatcher, Samford (2008)

Two Interceptions

CIT: 2 by Jay Howard, Charleston Southern (2018)

Opp.: 2 by Tyree Robinson, ETSU (2018)

Interception Returned for Touchdown

CIT: Noah Dawkins (47 yards) at Wofford (2018)

Opp.: Tyree Robinson (28 yards), ETSU (2018)

Two Interceptions Returned for Touchdowns in Same Game

CIT: Cortez Allen (7 yards) and Demetrius Jackson (52 yards) vs. Chowan (2010)

Four Interceptions

CIT: vs. VMI - Q. Washington (2), Malik Diggs, Tevin Floyd (2015)

Fumble Returned for Touchdown

CIT: Jonathan King (54 yards) at VMI (2016)

Opp.: Anthony Jennings (18 yards), Alabama (2018)

Safety Scored

CIT: Aaron Brawley vs. Charleston Southern (2018)

Opp.: Wofford tackled Ben Dupree in end zone (2011)

Blocked Punt

CIT: Sean-Thomas Faulkner (2) vs. Elon (2019)

Opp.: Theo Goodwin, Charleston Southern (2018)

Blocked Punt Returned for Touchdown

CIT: Dante Smith (24 yards) vs. Charleston Southern (2018)

Opp.: Darin Smalls (13 yards), Charleston Southern (2018)

Punt Returned for Touchdown

CIT: DeAndre Schoultz (81 yards) at Gardner-Webb (2016)

Opp.: Darius Hammond (74 yards), Charleston Southern (2014)

Two Punt Returns for Touchdowns in Same Game

CIT: Carlos Frank (53 and 80 yards) vs. Newberry (1997)

Kickoff Returned for Touchdown

CIT: Raleigh Webb (77 yards) vs. Charleston Southern (2018)

Opp.: Tim Maypray (99 yards), VMI (2007)

Blocked Field Goal

CIT: Jonathan King at Wofford (2016)

Opp.: By VMI (2017)

Blocked Field Goal Returned for Touchdown

CIT: Demetrius Jackson (74 yards) vs. Chowan (2010)

Opp.: J.D. Dothard (64 yards), Chattanooga (2008)

Blocked PAT

CIT: Ken Allen at Alabama (2018)

Opp.: Jon Strozzyk, VMI (2016)

Defensive Extra Point Scored

CIT: Never

Opponent: Robert Mason, VMI (2003)

MISC

Earned Shutout

Citadel: vs. Davidson, 69-0

Opponent: at Wofford, 0-35

Beat FBS Team

Citadel: at South Carolina, 2015

NUMERICAL ROSTER

ALPHABETICAL			No.	Player	Pos.	Ht.	Wt.	Cl.	Hometown / Previous School
27	Jaylan Adams	DB	2	Andy Davis	DB	6-0	200	Fr.	Canton, Ga. / Creekview
	Jack Alvarez	A-Back	3	Airan Reed	LB	6-2	240	Gr.	Medina, Tenn. / Southern Illinois
29	Ryland Ayers	DB	4	Phil Davis	LB	6-1	225	Gr.	Marietta, Ga. / Hillgrove
66	Clayton Ballog	OL	5	Clay Harris	B-Back	6-0	203	So.	Atlanta, Ga. / Norcross
11	Phil Barrett	DB	6	Lane Botkin	DB	6-0	195	So.	Columbia, S.C. / A.C. Flora
17	Chris Beverly	DB	7	Destin Mack	DB	6-0	190	So.	Macon, Ga. / Tattnall Square
55	Logan Billings	LB	8	Keyonte Sessions	A-Back	5-8	190	Jr.	Myrtle Beach, S.C. / Myrtle Beach
96	Hasan Black	LB	9	Willie Eubanks III	LB	6-2	215	Jr.	Augusta, Ga. / Laney
49	Marquise Blount	LB	10	Brian Murdaugh	QB	6-0	213	RSo.	Walterboro, S.C. / Colleton Prep
6	Lane Botkin	DB	10	Torian Spencer	DB	5-11	172	Fr.	Union City, Ga. / Langston Hughes
43	Logan Braucht	LB	11	Phil Barrett	DB	6-0	160	Jr.	Columbia, S.C. / Irmo
92	Aaron Brawley	DL	11	Cooper Wallace	QB	5-10	195	Fr.	Florence, S.C. / West Florence
46	Donnie Brechtel III	B-Back	12	Ryan McCarthy	WR	6-3	200	RSo.	Cumming, Ga. / Pinecrest Academy
88	Anthony Britton Jr.	LB	13	Cole Owens	WR	5-11	175	RSo.	Irmo, S.C. / Chapin
73	Ben Brockington	OL	15	Jalen Smith	QB	6-0	205	RFr.	Columbia, S.C. / Ridgeview
21	Remus Bulmer	A-Back	16	Brandon Rainey	QB	6-0	205	Jr.	Acworth, Ga. / Allatoona
90	Matt Campbell	P	17	Chris Beverly	DB	5-10	181	So.	Tallahassee, Fla. / Wakulla
	Wes Carlay	DL	18	Dante Smith	A-Back	5-10	180	RSo.	North Charleston, S.C. / Porter-Gaud
26	Bud Chaney	A-Back	19	Evan Schickel	QB	6-0	183	Fr.	Fredericksburg, Va. / Massaponax
71	Charley Conley	OL	20	Jay Howard	DB	6-1	180	So.	Lewisburg, Tenn. / Marshall County
	John Copeland	K	21	Remus Bulmer	A-Back	5-8	170	Gr.	Missouri City, Texas / Sam Houston State
48	Gunner Covey	DL	22	Raleigh Webb	WR	6-2	213	Jr.	Acworth, Ga. / Allatoona
78	Thomas Crawford	OL	23	Keefe White	A-Back	5-11	190	RFr.	Montgomery, Ala. / Montgomery Academy
	Nathan Cronic	QB	24	Jay Girdner	DB	5-10	184	Fr.	Spartanburg, S.C. / Spartanburg
	Damian Crowson	WR	25	Sean-Thomas Faulkner	DB	5-11	180	RSo.	Easley, S.C. / Easley
2	Andy Davis	DB	26	Bud Chaney	A-Back	5-9	185	Fr.	Cape Coral, Fla. / Lehigh
4	Phil Davis	LB	27	Jaylan Adams	DB	5-10	165	RFr.	Johnson City, Tenn. / Science Hill
	Robert DeMarre	DL	28	Nkem Njoku	A-Back	5-9	195	So.	Hampton, Ga. / St. Pius X Catholic
50	Caleb Deveaux	LB	29	Ryland Ayers	DB	5-9	173	So.	Camden, S.C. / Camden
36	Joe Douglas	LB	30	Jake Kenison	DB	6-1	190	Fr.	Simpsonville, S.C. / Hillcrest
53	Tereis Drayton	OL	31	Von Ramsey	DB	5-11	190	RFr.	Hodges, S.C. / Greenwood
69	Tyrell Earl	OL	32	Emeka Nwanze	B-Back	6-0	215	RFr.	John's Creek, Ga. / Centennial
75	Hi'keem Elmore	DL	33	Darique Hampton	A-Back	5-10	162	RFr.	Goose Creek, S.C. / Goose Creek
41	Kyler Estes	LB	33	Javonte Middleton	DB	6-0	180	RFr.	Savannah, Ga. / H.V. Jenkins
9	Willie Eubanks III	LB	34	Sam Llewellyn	A-Back	5-11	199	RFr.	Fort Lauderdale, Fla. / St. Thomas Aquinas
37	Stephon Eugene	A-Back	35	Antareus Pressley	DB	6-0	160	Fr.	Anderson, S.C. / Belton-Honea Path
25	Sean-Thomas Faulkner	DB	36	Joe Douglas	LB	6-2	200	So.	Augusta, Ga. / Aquinas
	Robert Fisher	LB	37	Stephon Eugene	A-Back	5-9	195	RSo.	Seabrook, S.C. / Whale Branch
51	Collin Flanders	LS	38	Logan Billings	B-Back	6-0	200	Fr.	Spartanburg, S.C. / Boiling Springs
	Dexter Freeman	A-Back	39	Nehemiah McIntosh	DB	5-10	170	Fr.	Atlanta, Ga. / Westlake
62	Trey Gable	LS	40	Hayden Williamson	LB	6-1	210	Fr.	Okinawa, Japan / Kubasaki
97	JaBauri Garner	DL	41	Kyler Estes	LB	6-2	220	So.	Tallahassee, Fla. / North Florida Christian
24	Jay Girdner	DB	42	Nic Trocha	DB	6-0	185	Sr.	Greenville, S.C. / St. Joseph's Catholic School
86	Jacob Godek	K	43	Logan Braucht	LB	6-2	212	Fr.	Waycross, Ga. / Ware County
76	Dewey Greene IV	DL	43	Hoss Smith	B-Back	5-11	195	Jr.	Oakland, Neb. / Oakland Craig
44	Nick Grier	DL	44	Nick Grier	DL	6-3	250	Fr.	Snellville, Ga. / South Gwinnett
54	Haden Haas	OL	45	Brian Horn	LB	6-1	195	So.	Columbia, S.C. / Westwood
33	Darique Hampton	A-Back	46	Donnie Brechtel III	B-Back	5-11	250	RSo.	Niceville, Fla. / Niceville
70	Robert Harbor	DL	47	Jay Lagroon	LB	6-3	200	Fr.	Anderson, S.C. / T.L. Hanna
5	Clay Harris	B-Back	48	Gunner Covey	DL	6-2	242	Jr.	Pickens, S.C. / Pickens
57	Blake Harrison	OL	49	Marquise Blount	LB	6-3	223	So.	Charlotte, N.C. / Vance
	Daniel Hollister	TE	50	Caleb Deveaux	LB	6-1	213	RFr.	Waxhaw, N.C. / Marvin Ridge
45	Brian Horn	LB	51	Collin Flanders	LS	6-1	205	RFr.	Aiken, S.C. / Aiken
20	Jay Howard	DB	52	Jon Barrett Lewis	OL	6-2	295	Jr.	Lenoir, N.C. / Hibriten
67	Prince Howard-Whitaker	OL	53	Tereis Drayton	OL	6-2	280	Fr.	Charleston, S.C. / James Island
74	Nick Hudgens	OL	54	Haden Haas	OL	6-3	295	RSo.	Cuero, Texas / Cuero
	Steele Judy	LS	55	Eric Vettel	LB	5-10	200	RSo.	Charleston, S.C. / Bishop England
85	Patrick Keefe	LS	56	Ronald Prince	OL	6-2	280	RFr.	Valhalla, N.Y. / Archbishop Stepinac
30	Jake Kenison	DB	57	Blake Harrison	OL	6-2	270	RSo.	Roswell, Ga. / St. Pius X Catholic
47	Jay Lagroon	LB	58	Denzel Wright	OL	6-1	240	Jr.	Lawrenceville, Ga. / Grayson
79	Jeb Lawson	DL	59	Kevin Wilson	OL	6-4	260	RSo.	Harker Heights, Texas / Harker Heights
52	Jon Barrett Lewis	OL	60	Jay Smith	DL	6-1	270	RFr.	Charleston, S.C. / West Ashley
	Tyrique Lewis	DB	61	Mark Weakland	OL	6-2	265	Jr.	State College, Pa. / State College
34	Sam Llewellyn	A-Back	62	Trey Gable	LS	5-10	200	RFr.	Hodges, S.C. / Greenwood
89	Elijah Lowe	TE	63	Drew McEntyre	OL	6-3	285	Sr.	Calhoun, Ga. / Calhoun
			64	Stephon Stokes	OL	6-2	295	Fr.	Greenville, S.C. / Greenville
			65	Johnathan Toole	OL	6-1	287	RFr.	Spring, Texas / Klein Collins
			66	Joshua Roides	K	5-7	146	Jr.	Caledonia, N.Y. / Caledonia-Mumford
			67	Prince Howard-Whitaker	OL	6-3	250	Jr.	Columbia, S.C. / Spring Valley
7	Destin Mack	LB							

NUMERICAL ROSTER

68	Sidney Starr	DL	6-1	233	Fr.	Brentwood, Tenn. / Brentwood	12	Ryan McCarthy	WR
69	Tyrell Earl	OL	6-3	295	RFr.	Larwenceville, Ga. / Central Gwinnett	83	Michael McDowell	LB
70	Robert Harbor	DL	6-0	290	Fr.	Richmond, Texas / Foster	63	Drew McEntyre	OL
71	Charley Conley	OL	5-11	273	Jr.	Parkersburg, W.Va. / Parkersburg	39	Nehemiah McIntosh	DB
72	Dalton Owens	DL	6-2	302	RSo.	Monroe, Ga. / Prince Avenue Christian		Huw Meredith	DB
73	Ben Brockington	OL	6-1	278	Fr.	Orangeburg, S.C. / Orangeburg-Wilkinson		Dawson Merk	DB
74	Nick Hudgens	OL	6-0	250	RSo.	Columbia, S.C. / A.C. Flora	33	Javonte Middleton	DB
75	Hi'keem Elmore	DL	5-10	265	Fr.	Orangeburg, S.C. / Edisto		Carter Moody	WR
76	Dewey Greene IV	DL	6-3	245	Fr.	Columbia, S.C. / A.C. Flora	10	Brian Murdaugh	QB
77	Palmer Story	DL	6-0	225	RFr.	Six Mile, S.C. / D.W. Daniel	28	Nkem Njoku	A-Back
78	Thomas Crawford	OL	6-3	230	RSo.	Louisville, Ky. / Trinity	32	Emeka Nwanze	B-Back
79	Jeb Lawson	DL	6-2	220	Fr.	Spartanburg, S.C. / Broome	95	Blake Oliveira	DL
80	Thomas Wyatt	TE	6-2	205	Fr.	McKeesport, Pa. / McKeesport	13	Cole Owens	WR
81	Ronald Reid	LB	6-3	215	Fr.	Bluffton, S.C. / Bluffton	72	Dalton Owens	DL
82	Rashad Riley	WR	6-1	210	Jr.	St. Matthews, S.C. / Calhoun County	35	Antareus Pressley	DB
83	Michael McDowell	LB	6-1	215	Fr.	Boiling Springs, S.C. / Boiling Springs	56	Ronald Prince	OL
84	Liam Reid	WR	6-5	210	RSo.	Irmo, S.C. / Dutch Fork	16	Brandon Rainey	QB
85	Patrick Keefe	LS	5-11	190	Gr.	Fort Walton Beach, Fla. / Choctawhatchee	31	Von Ramsey	DB
86	Jacob Godek	K	6-0	155	Sr.	Longwood, Fla. / Lake Brantley	98	Joseph Randolph II	DL
87	Cameron Roberts	WR	6-1	175	So.	North Charleston, SC / Northwood Academy	3	Airan Reed	LB
88	Anthony Britton Jr.	LB	6-2	205	Fr.	Stockbridge, Ga. / Eagles Landing	84	Liam Reid	WR
89	Elijah Lowe	TE	6-4	228	RJr.	Abaco, Bahamas / Easley	82	Rashad Riley	WR
90	Matt Campbell	P	6-1	227	So.	Dacula, Ga. / Mill Creek	87	Cameron Roberts	WR
91	Nic Rogers	DL	6-1	230	Fr.	Columbia, S.C. / Blythewood	91	Nic Rogers	DL
92	Aaron Brawley	DL	6-2	215	Jr.	Loganville, Ga. / Grayson	66	Joshua Roides	K
93	Gage Russell	P	5-11	160	Jr.	Florence, S.C. / West Florence	93	Gage Russell	P
95	Blake Oliveira	DL	6-3	255	RSo.	Maryville, Tenn. / Maryville	19	Evan Schickel	QB
96	Hasan Black	LB	6-2	225	Fr.	Wyoming, Ohio / Wyoming	8	Keyonte Sessions	A-Back
97	JaBauri Garner	DL	6-2	290	So.	Florence, Ala. / Florence	18	Dante Smith	A-Back
98	Joseph Randolph II	DL	6-3	255	Sr.	Jefferson, Ga. / Jefferson	43	Hoss Smith	B-Back
99	Christian Weyrich	DL	6-0	230	So.	Pittsburgh, Pa. / Seton Lasalle	15	Jalen Smith	QB
	Jack Alvarez	A-Back	6-0	170	Fr.	Greenwood, S.C. / Greenwood Christian	60	Jay Smith	DL
	Wes Carlay	DL	6-0	228	Fr.	Laurens, S.C. / Laurens	10	Torian Spencer	DB
	John Copeland	K	6-0	203	Fr.	Minneapolis, Minn. / St. Thomas Academy	68	Tank Starr	DL
	Nathan Cronin	QB	6-2	200	Fr.	Sharpsburg, Ga. / East Coweta	64	Stephon Stokes	OL
	Damian Crowson	WR	6-0	155	RFr.	Tallahassee, Fla. / Maclay	77	Palmer Story	DL
	Robert DeMarre	DL	5-11	205	RSo.	Lexington, S.C. / River Bluff		Nate Thomas	WR
	Robert Fisher	LB	6-1	200	RSo.	Kennesaw, Ga. / Harrison	65	Johnathan Toole	OL
	Dexter Freeman	A-Back	5-10	187	So.	Charleston, S.C. / West Ashley	42	Nic Trocha	DB
	Daniel Hollister	TE	6-5	230	RFr.	Charleston, S.C. / Bishop England	38	Eric Vettel	LB
	Steele Judy	LS	5-9	215	Fr.	Moncks Corner, S.C. / Berkeley	11	Cooper Wallace	QB
	Tyrique Lewis	DB	5-7	181	RFr.	Blythewood, S.C. / Westwood		Jackson Watson	LB
	Huw Meredith	DB	5-10	175	Fr.	Mount Pleasant, S.C. / Wando	61	Mark Weakland	OL
	Dawson Merk	DB	6-0	180	Fr.	Iva, S.C. / Crescent	22	Raleigh Webb	WR
	Carter Moody	WR	5-9	180	RFr.	Oklahoma City, Okla. / Bishop McGuinness	99	Christian Weyrich	DL
	Nate Thomas	DB	5-8	175	So.	Easley, S.C. / Pickens	23	Keefe White	A-Back
	Jackson Watson	LB	6-0	190	Fr.	Charleston, S.C. / First Baptist	40	Hayden Williamson	LB
	Steven White	WR	6-0	186	Fr.	Charleston, S.C. / Burke	59	Kevin Wilson	OL
	Jeffrey Wood	TE	5-11	225	RFr.	Atlanta, Ga. / North Atlanta		Jeffrey Wood	TE
							58	Denzel Wright	OL
							80	Thomas Wyatt	LB

Head Coach:Brent Thompson (Norwich, 1998), 4th season

Assistant Coaches:Lou Conte (Offensive Coordinator / QBs / B-Backs)

Tony Grantham (Defensive Coordinator / Safeties)

Turner West (Special Teams / Recruiting Coordinator)

Ron Boyd (Offensive Line)

Orland Mitjans, Jr. (Cornerbacks)

Brian Rucker (Wide Receivers)

John Ward (Defensive Line / Academic Coordinator)

Ben Hodges (Inside Linebackers)

Kevin Weston (Outside Linebackers)

Bobby Ruff (Tackles/Tight Ends)

Will Christopher (Director of Football Operations)

Grant Drakeford (Offensive Quality Control)

Cannon Jordan (Defensive Quality Control)

Andy Clawson (Assistant AD / Sports Medicine)

Donnell Boucher (Assistant AD / Strength and Conditioning)

Floris Mendonca (Video Coordinator)

Kate Yeager (Director of Personnel)

THE CITADEL PRONUNCIATIONS

8	Keyonte Sessions	Key-on-TAY
9	Willie Eubanks III	YOU-banks
10	Brian Murdaugh	Murr-daw
10	Torian Spencer	Tore-E-un
19	Evan Schickel	Shick-ull
21	Remus Bulmer	REE-mus Bull-mer
22	Raleigh Webb	Rawl-E
28	Nkem Njoku	Nuh-kem N-Joe-coo
29	Ryland Ayers	Airs
32	Emeka Nwanze	Uh-Mee-Kay N-wan-zay
33	Javonte Middleton	Juh-von-TAY
34	Sam Llewellyn	Lew-EL-in
35	Antareus Pressley	An-tear-E-us
39	Nehemiah McIntosh	Knee-uh-my-uh
41	Kyler Estes	S-Tees
42	Nic Trocha	Troke-uh
43	Logan Braucht	Brought
46	Donnie Brechtel	Breck-tool
49	Marquise Blount	Mar-KEESE Blunt
50	Caleb Deveaux	Duh-VO
53	Tereis Drayton	Tear-E-us
54	Haden Haas	Hoss
86	Jacob Godek	Go-deck
99	Christian Weyrich	WHY-rich

GENERAL NOTES

RECORDING THE CITADEL IN 2019

The Citadel's Record in...

August	0-1
September	0-1
October	0-0
November	0-0

The Citadel's Conference Record...

At home	0-0
On the road	0-0

The Citadel's Non-Conference Record

At home	0-1
On the road	0-1

The Citadel's vs. Ranked Opponents...

At home	0-1
On the road	0-0

The Citadel's Record in Games...

Decided by 1-3 points	0-0
4-7 points	0-2
8-10 points	0-0
11-19 points	0-0
20-29 points	0-0
30+ points	0-0

The Citadel's Record When Scoring...

10 or fewer points	0-0
11-19 points	0-0
20-29 points	0-2
30+ points	0-0

The Citadel's Record When Allowing...

10 or fewer points	0-0
11-19 points	0-0
20-29 points	0-1
30+ points	0-1

The Citadel's Record in Games...

During the day	0-2
At night	0-0
Scoring first	0-0
Opponent scores first	0-2
Leading after 1st quarter	0-0
Trailing after 1st quarter	0-2
Tied after 1st quarter	0-0
Leading at halftime	0-0
Trailing at halftime	0-2
Tied at Half	0-0
Leading after 3rd quarter	0-0
Trailing after 3rd quarter	0-2
Tied after 3rd quarter	0-0
In overtime	0-0

The Citadel's record with...

100-yard rusher	0-1
100-yard receiver	0-0
Less than 300-yards total offense	0-1
300-399 yards total offense	0-1
400-499 yards total offense	0-0
500+ yards total offense	0-0
Committing fewer turnovers	0-0
Committing more turnovers	0-2
Turnovers are equal	0-0

The Citadel's Rushing Totals...

Under 200 yards rushing	0-1
200-299 yards rushing	0-0
300-399 yards rushing	0-1
Rushing for over 400 yards	0-0

TALE OF THE TAPE



The Citadel

24.5	Points	14.0
290.5	Total Offense	275.5
244.0	Rushing Yards	169.0
61.0	Rushing Attempts/Game	47.0
4.0	Yards Per Carry	3.6
46.5	Passing Yardage	106.5
6.0	Passing Attempts/Game	19.5
13.3	Yards Per Pass Completion	10.1
31.5	Points Allowed	31.0
471.0	Total Defense	446.5
194.0	Rushing Yards Allowed	251.5
6.0	Yards Per Carry Allowed	6.4
277.0	Passing Yards Allowed	195.0
15.8	Yards Per Completion Allowed	11.5
-3	Turnover Margin	-1

Georgia Tech

Leaders

Rainey (93)	Passing Yards	Oliver (76)
Rainey (2)	Passing TDs	Graham (1)
Rainey (210)	Rushing Yards	Mason (171)
Rainey (4)	Rushing TDs	Mason (2)
Webb (3)	Receptions	Carter/Mason (4)
Webb (2)	Receiving TDs	Brown (1)
Webb (39)	Receiving Yards	Howard Jr. (56)
Eubanks III (18)	Tackles	Thomas (15)
Blount (1.0)	Sacks	Thomas (2.0)
None	Interceptions	Oliver/Swilling (1)



SOCON STANDINGS - SCHEDULE

2019 SOUTHERN CONFERENCE STANDINGS

School	Conf	CPct.	Overall	Pct.	Streak
Mercer	1-0	1.000	2-0	1.000	W2
Chattanooga	0-0	.000	1-1	.500	L1
ETSU	0-0	.000	1-1	.500	W1
Furman	0-0	.000	1-1	.500	L1
VMI	0-0	.000	1-1	.500	W1
Wofford	0-0	.000	0-1	.000	L1
Samford	0-0	.000	0-2	.000	L2
The Citadel	0-0	.000	0-2	.000	L2
Western Carolina	0-1	.000	0-2	.000	L2



THIS WEEK'S SCHEDULE

Saturday, September 14

Chattanooga at Tennessee, 12 p.m.

Furman at Virginia Tech, 12 p.m.

The Citadel at Georgia Tech, 12:30 p.m.

North Greenville at Western Carolina, 3:30 p.m.

Samford at Wofford, 6 p.m.

Austin Peay at Mercer, 7 p.m.

VMI at ETSU, 7:30 p.m.

LAST WEEK'S RESULTS

Saturday, September 7

NC State 41, Western Carolina 0

VMI 63, Mars Hill 21

Elon 35, The Citadel 28

Mercer 45, Presbyterian 7

Georgia State 48, Furman 42

Jacksonville State 41, Chattanooga 20

ETSU 48, Shorter 10

SOCON PLAYERS OF THE WEEK

Sept. 2

Offense _____ Chris Oladokun, SAM

Defense _____ Marshall Cooper, CHAT

Specialist _____ Grayson Atkins, FUR


Sept. 9

Offense _____ Darren Grainger, FUR

Defense _____ Kaleb Tucker, VMI

Specialist _ Sean-Thomas Faulkner, CIT

2019 GAME RECAPS

Aug. 31 • Johnson Hagood Stadium • Charleston, S.C.		
	#11 TOWSON	28
	THE CITADEL	21

CHARLESTON, S.C. -- Brandon Rainey rushed for a game high 169 yards and a touchdown in The Citadel's, 28-21, loss to No. 11 Towson in the season opener at Johnson Hagood Stadium.

The Bulldogs fell behind early before Rainey engineered two second quarter scoring drives.

The Citadel got on the board after Rainey broke off a 55-yard run and then scored from three-yards out.

On the next drive, The Citadel used 18 plays to drive down the field, ending with an Emeka Nwanze one-yard touchdown run.

After neither team scored in the third quarter, the Bulldogs put together a 19-play drive to take their first lead with 3:31 left in the game. After 18 running plays, Rainey rolled out and hit Raleigh Webb on a nine-yard touchdown pass in the back of the end zone.

Towson would answer back to take the lead for good in the game's final 90 seconds.

The Citadel finished the day with 331 rushing yards on 71 attempts. The Bulldogs put together drives of 16, 18 and 19 plays, and held the ball for 38:11.

Chris Beverly led the defense with seven tackles and forced a fumble on the goal line to save a touchdown in the first half.

Phil Barrett and Sean-Thomas Faulkner added six tackles each, while Aaron Brawley had two tackles-for-loss and forced a fumble.

Scoring Summary	1	2	3	4	F
Towson	7	10	0	11	28
The Citadel	0	14	0	7	21

1st Quarter

9:46 TOW - Simpson 6yd pass from Flacco (O'Neill kick)

2nd Quarter

13:56 TOW - O'Neill 40yd field goal

11:26 CIT - Rainey 3yd run (Godek kick)

10:12 TOW - Simpson 45yd run (O'Neill kick)

0:40 CIT - Nwanze 1yd run (Godek kick)

4th Quarter

12:43 TOW - O'Neill 25yd field goal

3:31 CIT - Webb 9yd pass from Rainey (Godek kick)

1:27 TOW - Simpson 4yd run (Allen pass from Flacco)

Team Statistics	TOW	CIT
First Downs	22	21
Rush Att.-Net Yards	23-133	71-332
Passing C-A-Int.	21-36-0	3-4-1
Net Passing Yards	328	24
Offensive Plays	59	75
Total Offense	461	356
Fumbles-Lost	2-1	3-2
Penalties-Yards	4-30	4-30
Punts-Average	2-45.5	2-49.0
3rd Down Conversion	7-11	11-16
Time of Possession	21:49	38:11

Rushing

CIT - Rainey 33-169, Harris 12-43, Njoku 3-32, Sessions 3-25, Smith 6-24, Nwanze 9-22, Bulmer 4-21, Webb 1-(-4); TOW - Simpson 9-74, Flacco 10-48, Thaeenrat 3-12.


Passing

CIT - Rainey 3-4-1-24-1; TOW - Flacco 21-36-0-328-1.

Receiving

CIT - Webb 1-9, Njoku 1-9, Harris 1-6; TOW - Leatherbury 5-78, Thompson 4-73, Simpson 4-37, Street 2-52, Clark 2-36, Epps 1-26, Smith 1-14, Allen 1-8, Thaeenrat 1-4.

Attendance: 8,008

Sept. 7 • Rhodes Stadium • Elon, N.C.		
	THE CITADEL	28
	ELON	35

ELON, N.C. -- Brandon Rainey rushed for three touchdowns and Sean-Thomas Faulkner blocked a pair of punts in The Citadel's 35-28 loss at Elon.

Two of the three rushing touchdowns were set up off of blocks from Faulkner. He blocked one in the first half that set up the Bulldogs at the 14, and another in the third quarter that gave The Citadel the ball on the five yard line.

The Bulldogs entered the fourth quarter trailing by 14 points. They engineered a 76-yard drive that ended with Rainey's third rushing score of the game.

The Citadel got the ball right back as Jacob Godek executed an onside kick that was scooped up along the sideline by Ryland Ayers.

The Bulldogs capitalized on a 3rd-and-long as Rainey rolled left and found Raleigh Webb in the back of the end zone for the 27-yard touchdown.

Elon was able to answer back on their next possession and score the game-winning touchdown.

Clay Harris led the ground game with 44 yards, while Rainey added 41.

Ryan McCarthy caught his first pass of the season, a 37-yard reception that helped set up a touchdown.

Willie Eubanks III led the defense with 13 tackles and three quarterback hurries. Fellow linebacker Airan Reed added 10 tackles.

Scoring Summary	1	2	3	4	F
The Citadel	0	7	7	14	28
Elon	7	14	7	7	35

1st Quarter

6:02 ELON - McNair 4yd run (Davis kick)

2nd Quarter

14:22 CIT - Rainey 1yd run (Godek kick)

11:32 ELON - Weeks 27yd pass from Cheek (Davis kick)

3:46 ELON - Thomas 6yd run (Davis kick)

3rd Quarter

2:34 CIT - Rainey 2yd run (Godek kick)

0:45 ELON - Thomas 20yd run

4th Quarter

12:06 CIT - Rainey 2yd run (Godek kick)

9:10 CIT - Webb 27yd pass from Rainey (Godek kick)

6:07 ELON - Cyphers 30yd run (Davis kick)

Team Statistics	CIT	ELON
First Downs	14	24
Rush Att.-Net Yards	51-156	42-255
Passing C-A-Int.	4-8-1	13-23-0
Net Passing Yards	69	226
Offensive Plays	59	65
Total Offense	225	481
Fumbles-Lost	1-0	0-0
Penalties-Yards	6-45	9-79
Punts-Average	6-47.7	4-20.2
3rd Down Conversion	5-14	5-12
Time of Possession	31:45	28:15

Rushing

CIT - Harris 13-44, Rainey 19-41, Bulmer 4-27, Smith 3-14, Njoku 3-13, Nwanze 5-11, Sessions 3-7, Webb 1-(-1); ELON - Thomas 20-135, Cyphers 13-80, McNair 6-22, Cheek 2-20.


Passing

CIT - Rainey 4-8-1-69-1; ELON - Cheek 14-23-0-226-1.

Receiving

CIT - Webb 2-30, McCarthy 1-37, Harris 1-2; ELON - Weeks 3-39, Daughtry 3-37, Jones 2-55, Foster 2-47, Taylor 2-16, Parham 1-29, Cyphers 1-3.

Attendance: 5,071

Sept. 14 • Bobby Dodd Stadium • Atlanta, Ga.		
	THE CITADEL	
	GEORGIA TECH	

ATLANTA, Ga. --

2019 GAME RECAPS

Sept. 21 • Johnson Hagood Stadium • Charleston, S.C.



CHARLESTON SO.

THE CITADEL

CHARLESTON, S.C. --

Sept. 28 • Seibert Stadium • Samford, Ala.



THE CITADEL

SAMFORD

BIRMINGHAM, Ala. --

Oct. 5 • Johnson Hagood Stadium • Charleston, S.C.



VMI

THE CITADEL

CHARLESTON, S.C. --

2019 GAME RECAPS

Oct. 12 • Johnson Hagood Stadium • Charleston, S.C.



W CAROLINA

THE CITADEL

CHARLESTON, S.C. --

Oct. 19 • Paladin Stadium • Greenville, S.C.



THE CITADEL

FURMAN

GREENVILLE, S.C. --

Oct. 26 • Johnson Hagood Stadium • Charleston, S.C.



MERCER

THE CITADEL

CHARLESTON, S.C. --

2019 GAME RECAPS

Nov. 2 • William Greene Stadium • Johnson City, Tenn.



THE CITADEL

ETSU

JOHNSON CITY, Tenn. --

Nov. 16 • Finley Stadium • Chattanooga, Tenn.



THE CITADEL

CHATTANOOGA

CHATTANOOGA, Tenn. --

Nov. 23 • Johnson Hagood Stadium • Charleston, S.C.



WOFFORD

THE CITADEL

SPARTANBURG, S.C. --

INDIVIDUAL GAME-BY-GAME

Rushing (Att.-Yards-TD)

	TOW	ELON	GT	CSU	SAM	VMI	WCU	FUR	MER	UTC	ETSU	WOF
Remus Bulmer	4-21-0	4-27-0										
Clay Harris	12-43-0	13-44-0										
Nkem Njoku	3-32-0	3-13-0										
Emeka Nwanze	9-22-1	5-11-0										
Brandon Rainey	33-169-1	19-41-3										
Keyonte Sessions	3-25-0	3-7-0										
Dante Smith	6-24-0	3-14-0										
Raleigh Webb	1-(-4)-0	1-(-1)-0										

Receiving (Rec.-Yards-TD)

	TOW	ELON	GT	CSU	SAM	VMI	WCU	FUR	MER	UTC	ETSU	WOF
Clay Harris	1-6-0	1-2-0										
Ryan McCarthy	---	1-37-0										
Nkem Njoku	1-9-0	---										
Raleigh Webb	1-9-1	2-30-1										

Passing (Comp.-Att.-Int.-Yards-TD)

	#16 Brandon Rainey
Towson	3-4-1-24-1
Elon	4-8-1-69-1
Georgia Tech	
Charleston Southern	
Samford	
VMI	
Western Carolina	
Furman	
Mercer	
Chattanooga	
ETSU	
Wofford	

Punting/Field Goals (Punts-Avg./FGM-FGA)

	#90 Matt Campbell P	#86 Jacob Godek FG
Towson	2-49.0	0-1
Elon	6-47.7	0-0
Georgia Tech		
Charleston Southern		
Samford		
VMI		
Western Carolina		
Furman		
Mercer		
Chattanooga		
ETSU		
Wofford		

TEAM GAME-BY-GAME

<u>Game</u>	<u>Score</u>	<u>First Downs</u>	<u>Time of Possession</u>	<u>Rushing (No-Yds-TD)</u>	<u>Passing (Cmp-Att-Int-Yds-TD)</u>	<u>Total Offense (Plays-Yds-TD)</u>	<u>3rd Down Conv.</u>	<u>Fumbles- Lost</u>
THE CITADEL Towson	21 28	21 22	38:11 21:49	71-332-2 23-133-2	3-4-1-24-1 21-36-1-328-1	75-356-3 59-461-3	11-of-17 7-of-11	3-2 2-1
THE CITADEL at Elon	28 35	14 24	31:45 28:15	51-156-3 42-255-4	4-8-1-69-1 14-23-0-226-1	59-225-4 65-481-5	5-of-14 5-of-12	1-0 0-0
THE CITADEL at Georgia Tech								
THE CITADEL Charleston Southern								
THE CITADEL at Samford								
THE CITADEL VMI								
THE CITADEL Western Carolina								
THE CITADEL at Furman								
THE CITADEL Mercer								
THE CITADEL at Chattanooga								
THE CITADEL at ETSU								
THE CITADEL Wofford								

BIG PLAYS

20-Yard Plus Plays

Yds	Type	Player (s)	Opponent
55	Rush	Brandon Rainey	Towson
37	Pass	Brandon Rainey to Ryan McCarthy	Elon
27*	Pass	Brandon Rainey to Raleigh Webb	Elon
24	KOR	Remus Bulmer	Elon
23	KOR	Jaylan Adams	Elon
21	KOR	Remus Bulmer	Towson
21	KOR	Remus Bulmer	Towson

* touchdown scored on the play

Longest Plays By the Numbers

Longest Play by Yards	No.	TD
100 _____	0 _____	0 _____
90-99 _____	0 _____	0 _____
80-89 _____	0 _____	0 _____
70-79 _____	0 _____	0 _____
60-69 _____	0 _____	0 _____
50-59 _____	1 _____	0 _____
40-49 _____	0 _____	0 _____
30-39 _____	1 _____	0 _____
20-29 _____	5 _____	1 _____

Longest Play by Yards	No.	TD
Rushing _____	1 _____	0 _____
Passing _____	2 _____	1 _____
Punt Returns _____	0 _____	0 _____
Kick Returns _____	4 _____	0 _____
Interceptions _____	0 _____	0 _____
Fumble Returns _____	0 _____	0 _____
Other _____	0 _____	0 _____
Total _____	7 _____	1 _____

20-Yard Plus By Player

Player	No.	TD	R	P	KR	PR	IR
R. Bulmer	3	0	0	0	3	0	0
B. Rainey	1	0	1	0	0	0	0
R. Webb	1	1	0	1	0	0	0
R. McCarthy	1	0	0	1	0	0	0
J. Adams	1	0	0	0	1	0	0

Total

* Fumble Return

Longest Plays of the Year

Rushing

55, Brandon Rainey vs. Towson (8/31)

Rushing Touchdown

3, Brandon Rainey vs. Towson (8/31)

Passing

9, Brandon Rainey to Ryan McCarthy vs. Elon (9/7)

Passing Touchdown

27, Brandon Rainey to Raleigh Webb vs. Elon (9/7)

Punt Return

15, Lane Botkin vs. Elon (9/7)

Kickoff Return

24, Remus Bulmer vs. Elon (9/7)

Interception Return

Fumble Return

11, Willie Eubanks III vs. Towson (8/31)

Punt

67, Matt Campbell vs. Elon (9/7)

Field Goal

TEAM STATS

Schedule & Results

	Overall	Home	Away	Neutral
ALL GAMES	0-2	0-1	0-1	0-0
CONFERENCE	0-0	0-0	0-0	0-0
NON-CONFERENCE	0-2	0-1	0-1	0-0

Date	Opponent	W/L	Score	Att.
Aug. 31	#11 Towson	L	21-28	8,008
Sept. 7	at Elon	L	28-35	5,071

* Southern Conference Game

Score by Quarters

	1	2	3	4	OT	Total
The Citadel	0	21	7	21	-	49
Opponents	14	24	7	18	-	63

Team Statistics

	The Citadel	Opponents
SCORING	49	63
Points Per Game	24.5	31.5
Points Off Turnovers	7	7
FIRST DOWNS	35	46
Rushing	29	17
Passing	3	26
Penalty	3	3
RUSHING YARDAGE	488	388
Yards gained rushing	508	412
Yards lost rushing	20	24
Rushing Attempts	122	65
Average Per Rush	4.0	6.0
Average Per Game	244.0	194.0
TDs Rushing	5	6
PASSING YARDAGE	93	554
Comp-Att-Int	7-12-2	35-59-0
Average Per Pass	7.8	9.4
Average Per Catch	13.3	15.8
Average Per Game	46.5	277.0
TDs Passing	2	2
TOTAL OFFENSE	581	942
Total Plays	134	124
Average Per Play	4.3	7.6
Average Per Game	290.5	471.0
KICK RETURNS: #-Yards	5-91	1-40
PUNT RETURNS: #-Yards	3-45	1-0
INT RETURNS: #-Yards	0-0	2-0
KICK RETURN AVERAGE	18.2	40.0
PUNT RETURN AVERAGE	15.0	0.0
INT RETURN AVERAGE	0.0	0.0
FUMBLES-LOST	4-2	2-1
PENALTIES-Yards	10-75	13-109
Average Per Game	37.5	54.5
PUNTS-Yards	8-384	6-172
Average Per Punt	48.0	28.7
Net punt average	45.5	17.8
KICKOFFS-Yards	8-491	12-620
Average Per Kick	61.4	51.7
Net kick average	37.6	39.9
TIME OF POSSESSION/Game	34:58	25:02
3RD-DOWN Conversions	16/31	12/23
3rd-Down Pct	52%	52%
4TH-DOWN Conversions	5/6	1/2
4th-Down Pct	83%	50%
SACKS BY-Yards	1-1	2-7
MISC YARDS	0	0
TOUCHDOWNS SCORED	7	8
FIELD GOALS-ATTEMPTS	0-1	2-2
ON-SIDE KICKS	1-1	0-0
RED-ZONE SCORES	(7-8) 88%	(7-7) 100%
RED-ZONE TOUCHDOWNS	(7-8) 88%	(5-7) 71%
PAT-ATTEMPTS	(7-7) 100%	(7-7) 100%
ATTENDANCE	8008	5071
Games/Avg Per Game	1/8008	1/5071
Neutral Site Games		0/0

INDIVIDUAL STATS

Rushing

	<u>GP</u>	<u>Att</u>	<u>Gain</u>	<u>Loss</u>	<u>Net</u>	<u>Avg</u>	<u>TD</u>	<u>Long</u>	<u>Avg/G</u>
Rainey	2	52	224	14	210	4.0	4	55	105.0
Harris	2	25	87	0	87	3.5	0	7	43.5
Bulmer	2	8	48	0	48	6.0	0	16	24.0
Njoku	2	6	45	0	45	7.5	0	19	22.5
Smith	2	9	39	1	38	4.2	0	10	19.0
Nwanze	2	14	33	0	33	2.4	1	6	16.5
Sessions	2	6	32	0	32	5.3	0	13	16.0
Webb	2	2	0	5	-5	-2.5	0	0	-2.5
Total	2	122	508	20	488	4.0	5	55	244.0
Opponents	2	65	412	24	388	6.0	6	45	194.0

Passing

	<u>G</u>	<u>Effic</u>	<u>Cmp-Att-Int</u>	<u>Pct</u>	<u>Yds</u>	<u>TD</u>	<u>Long</u>	<u>Avg/G</u>
Rainey	2	145.1	7-12-2	58.3	93	2	37	46.5
Total	2	145.1	7-12-2	58.3	93	2	37	46.5
Opponents	2	149.4	35-59-0	59.3	554	2	39	277.0

Receiving

	<u>G</u>	<u>No.</u>	<u>Yds</u>	<u>Avg</u>	<u>TD</u>	<u>Long</u>	<u>Avg/G</u>
Webb	2	3	39	13.0	2	27	19.5
Harris	2	2	8	4.0	0	6	4.0
McCarthy	2	1	37	37.0	0	37	18.5
Njoku	2	1	9	9.0	0	9	4.5
Total	2	7	93	13.3	2	37	46.5
Opponents	2	35	554	15.8	2	39	277.0

Punt Returns

	<u>No.</u>	<u>Yds</u>	<u>Avg</u>	<u>TD</u>	<u>Long</u>
Faulkner	2	30	15.0	0	0
Botkin	1	15	15.0	0	15
Total	3	45	15.0	0	15
Opponents	1	0	0.0	0	0

Interceptions

	<u>No.</u>	<u>Yds</u>	<u>Avg</u>	<u>TD</u>	<u>Long</u>
Total	0	0	0.0	0	0
Opponents	2	0	0.0	0	0

Kick Returns

	<u>No.</u>	<u>Yds</u>	<u>Avg</u>	<u>TD</u>	<u>Long</u>
Bulmer	3	66	22.0	0	24
Adams	1	23	23.0	0	23
Black	1	2	2.0	0	2
Total	5	91	18.2	0	24
Opponents	1	40	40.0	0	40

Fumble Returns

	<u>No.</u>	<u>Yds</u>	<u>Avg</u>	<u>TD</u>	<u>Long</u>
Eubanks III	1	11	11.0	0	11
Total	1	11	11.0	0	11
Opponents	0	0	0.0	0	0

INDIVIDUAL STATS

Scoring

	<u>TD</u>	<u>FGs</u>	<u>Kick</u>	<u>Rush</u>	<u>Rcv</u>	<u>Pass</u>	<u>DXP</u>	<u>Saf</u>	<u>Points</u>
Rainey	4	0-0	0-0	0-0	0	0-0	0	0	24
Webb	2	0-0	0-0	0-0	0	0-0	0	0	12
Godek	0	0-1	7-7	0-0	0	0-0	0	0	7
Nwanze	1	0-0	0-0	0-0	0	0-0	0	0	6
Total	7	0-1	7-7	0-0	0	0-0	0	0	49
Opponents	8	2-2	7-7	0-0	1	1-1	0	0	63

Total Offense

	<u>G</u>	<u>Plays</u>	<u>Rush</u>	<u>Pass</u>	<u>Total</u>	<u>Avg/G</u>
Rainey	2	64	210	93	303	151.5
Harris	2	25	87	0	87	43.5
Bulmer	2	8	48	0	48	24.0
Njoku	2	6	45	0	45	22.5
Smith	2	9	38	0	38	19.0
Nwanze	2	14	33	0	33	16.5
Sessions	2	6	32	0	32	16.0
Webb	2	2	-5	0	-5	-2.5
Total	2	134	488	93	581	290.5
Opponents	2	124	388	554	942	471.0

All-Purpose Yards

	<u>G</u>	<u>Rush</u>	<u>Rec</u>	<u>PR</u>	<u>KOR</u>	<u>IR</u>	<u>Tot</u>	<u>Avg/G</u>
Rainey	2	210	0	0	0	0	210	105.0
Bulmer	2	48	0	0	66	0	114	57.0
Harris	2	87	8	0	0	0	95	47.5
Njoku	2	45	9	0	0	0	54	27.0
Smith	2	38	0	0	0	0	38	19.0
McCarthy	2	0	37	0	0	0	37	18.5
Webb	2	-5	39	0	0	0	34	17.0
Nwanze	2	33	0	0	0	0	33	16.5
Sessions	2	32	0	0	0	0	32	16.0
Faulkner	2	0	0	30	0	0	30	15.0
Adams	2	0	0	0	23	0	23	11.5
Botkin	2	0	0	15	0	0	15	7.5
Black	2	0	0	0	2	0	2	1.0
Total	2	488	93	45	91	0	717	358.5
Opponents	2	388	554	0	40	0	982	491.0

Punting

	<u>No.</u>	<u>Yds</u>	<u>Avg</u>	<u>Long</u>	<u>TB</u>	<u>FC</u>	<u>I20</u>	<u>50+</u>
Campbell	8	384	48.0	67	1	3	4	2
Total	8	384	48.0	67	1	3	4	2
Opponents	6	172	28.7	57	1	0	1	2

Field Goals

	<u>Godek</u>
FGM-FGA	0-1
Percentage	0.0
1-19	0-0
20-29	0-0
30-39	0-0
40-49	0-1
50-99	0-0
Long	-
Blocked	1

Field Goal Sequence

	<u>The Citadel</u>	<u>Opponents</u>
Towson	45	(40),(25)
Elon	--	--

Numbers in (parentheses) indicate field goal was made.

DEFENSIVE STATS

Defensive Leaders

	Tackles					Sacks-Yards	Pass Def			Fumbles		Blkd	
	GP	Solo	Ast	Total	TFL/Yds		Int-Yds	BrUp	QBH	Rcv-Yds	FF	Kick	Saf
9 Eubanks III	2	7	11	18	4	1 - 11	.	.	.
17 Beverly	2	9	7	16	0.5 - 1	.	.	1	.	.	1	.	.
3 Reed	2	6	9	15	0.5 - 1	.	.	.	1
25 Faulkner	2	5	8	13	1	.	.	2	.
11 Barrett	2	6	4	10	.	.	.	1
49 Blount	2	4	6	10	2.0 - 2	1.0 - 1	.	.	2
92 Brawley	2	3	3	6	2.0 - 14	.	.	.	1	.	1	.	.
6 Botkin	2	4	1	5
72 Owens	2	.	5	5	0.5 - 1
45 Horn	2	2	3	5	2.0 - 2
98 Randolph II	2	1	3	4	0.5 - 0	.	.	.	2
36 Douglas	2	2	2	4
48 Covey	2	.	3	3	1
20 Howard	2	1	1	2	.	.	.	1
2 Davis	2	1	1	2
4 Davis	2	1	1	2
60 Smith	2	.	1	1
12 McCarthy	2	1	.	1
24 Girdner	1	.	1	1	.	.	.	2
76 Greene IV	2	1
Total	2	53	70	123	8 - 21	1 - 1	.	5	13	1 - 11	2	2	.
Opponents	2	61	126	187	9 - 20	2 - 7	2 - 0	2	1	2 - 0	2	1	.