



**2017-18**  
**INFORMATION GUIDE**



**James Clark**

Senior • Columbus, Ga.

**Will Dickson**

Freshman • Providence, R.I.

**Jacob Joiner**

Senior • Leesburg, Ga.

**Tyler Joiner**

Junior • Leesburg, Ga.

**Noah Norton**

Freshman • Chico, Calif.

**Andy Ogletree**

Sophomore • Little Rock, Miss.

**Chris Petefish**

Senior • Danville, Calif.

**Michael Pisciotta**

Senior • Alpharetta, Ga.

**Luke Schniederjans**

Sophomore • Powder Springs, Ga.

**Anton Serafini**

Sophomore • Lake Mary, Fla.

**Ben Smith**

Freshman • Novi, Mich.

**Tyler Strafaci**

Sophomore • Davie, Fla.

**Bruce Heppler**

Head Coach • 23rd season

**Drew McGee**

Assistant Coach • 2nd year





## Quick Facts

Official Name	Georgia Institute of Technology
Location	Atlanta, Ga.
Founded	1885
Enrollment	25,000
Colors	Old Gold and White
Nicknames	Yellow Jackets, Rambling Wreck
Official Athletics Website	Ramblinwreck.com
Conference	Atlantic Coast (ACC)
President	Dr. G.P. "Bud" Peterson
Director of Athletics	Todd Stansbury
Faculty Athletics Rep.	Dr. Charles Isbell
Head Coach	Bruce Heppler (23rd year)
Office Phone	(404) 894-0961
Email	bheppler@athletics.gatech.edu
Assistant Coach	Drew McGee (2nd year)
Office Phone	(404) 894-4423
Email	dmcgee@athletics.gatech.edu
Volunteer Coach	Jeff Pierce (3rd year)
Email	jpierce@athletics.gatech.edu
Lettermen Returning/Lost	8/2
2017 ACC Finish	T-7th
2017 NCAA Regional Finish	6th
2017 NCAA Finals	n/a
ACC Championships	16
(1985-91-92-93-94-99-2001-02-06-07-09-10-11-12-14-15)	
NCAA Regional Championships	Five
(1991-98-99-2002-15)	
NCAA Top-8 Finishes	17
Highest NCAA Finish	2nd in 1993, 2000, 2002, 2005
NCAA Finals Appearances	28
(1947-85-86-87-88-89-90-91-92-93-94-95-98-99-2000-01-02-03-04-05-06-07-08-09-10-11-12-13-14-15)	
All-America Honorees	63

## Communications / Social Media

Golf contact	Mike Stamus
Phone	404-218-9723 (cell) / 404-894-5445 (ofc)
E-Mail	mstamus@athletics.gatech.edu
Official website	www.ramblinwreck.com
Twitter	@GT_Golf
Instagram	georgiatechgolf
Facebook	www.facebook.com/GeorgiaTechGolf

## 2016-17 National Rankings

Golfstat	22
Golfweek/Sagarin Index	21 (strength of schedule=14)
Head-to-Head	86-42-7
vs. Top 100	61-42-7
vs. Top 50	25-42-7
vs. Top 25	9-34-4

Individuals	Golfstat	GW/Sagarin
James Clark	112	99
Andy Ogletree	173	194
Chris Petefish	240	274
Luke Schniederjans	122	89
Tyler Strafaci	142	155
Vincent Whaley	201	174

\*Hines, Jacob Joiner, Tyler Joiner and Pisciotta did not play in enough events to be ranked

# GEORGIA TECH GOLF INFORMATION GUIDE



## 2017-18 GEORGIA TECH YELLOW JACKETS

From left – Assistant coach Drew McGee, James Clark, Tyler Joiner, Noah Norton, Ben Smith, Chris Petefish, Anton Serafini, Will Dickson, Luke Schniederjans, Michael Pisciotta, Andy Ogletree, Tyler Strafaci, Jacob Joiner, head coach Bruce Heppler.

## 2017-18 Roster

Name	Ht.	Wt.	Cl.	Hometown/High School
James Clark	5-9	120	Sr.	Columbus, Ga. / Brookstone HS
Will Dickson	6-3	185	Fr.	Providence, R.I. / Moses Brown HS
Jacob Joiner	6-0	158	Sr.	Leesburg, Ga. / home schooled
Tyler Joiner	5-11	165	Jr.	Leesburg, Ga. / home schooled
Noah Norton	6-0	165	Fr.	Chico, Calif. / Pleasant Valley HS
Andy Ogletree	6-1	155	So.	Little Rock, Miss. / Union HS
Chris Petefish	6-0	150	Sr.	Danville, Calif. / Scottsdale [Ariz.] Christian Academy
Michael Pisciotta	6-0	155	Sr.	Alpharetta, Ga. / Alpharetta HS/National HS
Luke Schniederjans	6-1	155	So.	Powder Springs, Ga. / Harrison HS
Anton Serafini	6-1	180	So.	Lake Mary, Fla. / Lake Mary Prep
Ben Smith	6-0	165	Fr.	Novi, Mich. / Detroit Catholic Central
Tyler Strafaci	6-1	170	So.	Davie, Fla. / American Heritage School

**Head Coach:** Bruce Heppler (Brigham Young, 1985), 23rd season

**Assistant Coach:** Drew McGee (Baylor, 2012), 2nd season

**Volunteer Coach:** Jeff Pierce (Morehead State, 2009), 3rd season

Pisciotta = puh-SHO-tuh

Schniederjans = shny-der-JANNZ

Serafini = serra-FEE-nee

Strafaci = struh-FAH-chee

## 2017-18 Schedule

Sept. 8-10	Carpet Capital Collegiate, Rocky Face, Ga. (The Farm Golf Club)
Sept. 22-24	Maui Jim Invitational, Carefree, Ariz. (Desert Forest Golf Club)
Oct. 8-10	Franklin American Mortgage Intercollegiate, College Grove, Tenn. (The Grove Club)
Oct. 20-22	Golf Club of Georgia Collegiate, Alpharetta, Ga. (Golf Club of Georgia)
Feb. 1-3	Amer Ari Invitational, Waikoloa, Hawai'i (Waikoloa Resort - Kings Course)
Feb. 18-20	Puerto Rico Classic, Rio Grande, Puerto Rico (Westin Rio Mar Resort - River Course)
Mar. 10-11	General Hackler Championship, Myrtle Beach, S.C. (The Dunes Golf & Beach Club)
Mar. 18-20	Valspar Invitational at Floridian, Palm City, Fla. (The Floridian Golf & Yacht Club)
Apr. 7-8	Irish Creek Intercollegiate, Kannapolis, N.C. (The Club at Irish Creek)
Apr. 20-22	ACC Championship, New London, N.C. (Old North State Club)
May 14-16	NCAA Regionals, site TBA
May 25-30	NCAA Championship, Stillwater, Okla. (Karsten Creek Golf Club)

2018 NCAA regional sites (May 14-16) – Raleigh, N.C. (Lonnie Poole Golf Course, host: North Carolina State University); Bryan, Texas (Traditions Club, host: Texas A&M University, College Station); Columbus, Ohio (Scarlet Course/OSU Golf Course, host: Ohio State); Kissimmee, Fla. (Reunion Resort, host: University of Central Florida); Norman, Okla. (Jimmie Austin OU Golf Club, host: University of Oklahoma) and Stockton, Calif. (The Reserve at Spanos Park, host: University of the Pacific).



# TECH GOLF NOTEBOOK

Georgia Tech's 2016-17 season ended with its participation in the NCAA Stanford Regional, where the Yellow Jackets finished in sixth place, one stroke shy of advancing to the NCAA Championship finals for the 28th time since 1985.

The Yellow Jackets rallied to shoot 284 on the final day but could not overtake North Carolina, which surged from three spots back with a final-round 277 to finish fifth.

This was the third straight year that Tech will travel to the West Coast for its NCAA regional. The Jackets played last May in Tucson, Ariz., and in San Diego in 2015.

## Team Update

Georgia Tech finished the spring season ranked No. 21 in the Golfstat rankings and No. 22 in the Golfweek/Sagarin Index. Tech had risen as high as No. 20 and No. 19 in the respective ratings after the first five spring events, having finished second in three straight events leading into the ACC Championship, in which the Yellow Jackets tied for seventh place.

Tech's closest brush with victory came at the Valspar Collegiate Invitational against the toughest field it has faced this spring (10 top-50 teams), when the Yellow Jackets rallied on the final day to come within a shot of No. 9 Wake Forest. Tech tied for second with Florida State at the Seminole Intercollegiate the week before and second at the Clemson Invitational immediately before the ACC Championship.

Previously in the spring Tech tied for seventh place in a 21-team field at the Amer Ari Invitational in Hawai'i and tied for third among 15 teams at the Puerto Rico Classic. The Jackets' best finish in the fall was a fifth-place showing at the Carpet Capital Collegiate.

Tech had a 86-42-7 won-loss record cumulatively this year against a schedule rated the 14th-strongest in the country, according to the Golfweek/Sagarin Index.

## Tech Lineup

Head coach Bruce Heppler settled on the Yellow Jackets' lineup for the post-season prior to the team competing in the Seminole Intercollegiate, going with a core of three freshmen in Andy Ogletree (Little Rock, Miss.), Luke Schniederjans (Powder Springs, Ga.) and Tyler Strafaci (Davie, Fla.) in his starting five, joining senior Vincent Whaley (McKinney, Texas) and junior James Clark (Columbus, Ga.), for the rest of the spring.

Schniederjans and Strafaci both landed in the winner's circle in 2016-17, Strafaci at the Valspar Collegiate, where he captured a one-shot victory and earned his third top-20 finish this spring. Schniederjans won twice, including a one-shot win at the Puerto Rico Classic in February, and he tied for third at the Seminole Collegiate. Schniederjans led the team in stroke average at 71.87 and finished the spring ranked 89th in the nation in the Golfweek/Sagarin Index. Strafaci crept into the top 100 briefly after winning the Valspar (finished No. 155) and had a 72.54 stroke average.

Clark, ranked No. 99, developed into a solid middle-of-the-lineup player for the Yellow Jackets in the spring, finishing eighth, 17th and third in Tech's three events leading into the ACC Championship and compiling a 71.93 stroke average. He tied for third at Clemson and led for a portion of the final round. Whaley returned to the lineup after a long absence at the Seminole Intercollegiate and tied for 20th place, shot a final-round 70 to help the Jackets' final-round rally at the Valspar and tied for 11th at Clemson. Ogletree had four top-20 finishes, only finished outside the top 22 three times, and posted a 72.63 stroke average.

## Clark, Schniederjans Named All-ACC

Georgia Tech's James Clark and Luke Schniederjans were named to the All-Atlantic Coast Conference Men's Golf team, announced Thursday by the conference office on May 11.

Clark, a junior from Columbus, Ga., and Schniederjans, a freshman from Powder Springs, Ga., were among fifteen

student-athletes who were honored on the all-conference team.

This is the 23rd time since 1985 that Tech has had multiple players make the All-ACC team. Clark and Schniederjans, both first-time honorees, bring to 33 the number of Yellow Jacket golfers who have made the All-ACC team at least once during their careers.

## Three Make ACC All-Academic Team

Georgia Tech's James Clark, Chris Petefish and Vincent Whaley were named to the 2016-17 Atlantic Coast Conference All-Academic Golf Team in 2016-17.

Petefish, a junior from Danville, Calif., and Whaley, a senior from McKinney, Texas, made the All-Academic team for the third time each. Clark, a junior from Columbus, Ga., was named to the team for the second time. Whaley received his bachelor's degree in business administration in May, while Clark and Petefish are both in the same curriculum.

Tech has placed at least two of its golfers on the ACC All-Academic team since it was established in 2006. The ACC Scholar-Athlete of the Year awards was established in September 2007 to be awarded annually to the top junior or senior student-athlete in their respective sports. Four Yellow Jackets have earned that honor — James White (twice), Ollie Schniederjans and Anders Albertson.

## Three Named GCAA All-America Scholars

Georgia Tech golfers James Clark, Chris Petefish and Vincent Whaley were named Cleveland Golf/Srixon All-America Scholars by the Golf Coaches Association of America in 2016-17.

It is the 12th time in Tech golf history that two or more of its players have been named All-America Scholars, and the fifth time that as many as three have been honored. Four Tech players earned the distinction in 2014, and three Yellow Jackets were honored in 2005, 2006 and 2008.

Whaley, who graduated in May with his bachelor's degree in business administration, made the team for the second time. Only players who have played three full years on the collegiate level are eligible to be named All-America Scholars. Clark and Petefish, both rising seniors majoring in business administration, earned the honor for the first time.

Twenty-one different Yellow Jackets have earned All-America Scholar honors a total of 36 times under head coach Bruce Heppler.

## Six Jackets Qualify for the U.S. Amateur

Rising seniors Chris Petefish and Jacob Joiner, rising sophomores Andy Ogletree, Luke Schniederjans and Tyler Strafaci, and incoming freshman Noah North all advanced through sectional qualifiers to make the field for the 117th U.S. Amateur at Riviera Country Club in Pacific Palisades, Calif.

Petefish was the first to qualify, winning his sectional on July 6 in Salix, Pa., followed by Jacob Joiner, who won his sectional on July 17 in Decatur, Ala. Schniederjans and Ogletree earned spots two days later in the qualifier in Milton, Ga., with Schniederjans winning medalist honors there. In the final week of qualifying events around the country, Norton shot 71-67 to grab one of the three spots available in Seaside, Calif. Strafaci shot rounds of 67-66 to win his sectional which offered just two spots.

Norton, Ogletree and Strafaci all qualified for match play, with Norton reaching the round of 16 and Strafaci winning his first-round match. Norton was the first Tech golfer since 2014 to reach the round of 16.

The six qualifiers matched the most for any Tech team. Six members of the Yellow Jackets' 2013 unit (which won six tournaments and reached NCAA match play three times) — Anders Albertson, Bo Andrews, Michael Hines, Seth Reeves, Ollie Schniederjans and Richy Werenski — qualified for the U.S. Amateur, which was held that year at The Country Club in

## NCAA Championship Finals Appearances - 1985 to present

Oklahoma State	32
Florida	30
Arizona State	30
Texas	29
<b>GEORGIA TECH</b>	<b>27</b>
Clemson	26
Southern California	25
Georgia	24
Oklahoma	24
Arizona	23
Wake Forest	22
UCLA	21
North Carolina	21

Brookline, Mass. Andrews, Reeves and Werenski all advanced to match play. Five players from Tech's 1999 team — Carlton Forrester, Matt Kuchar, Wes Latimer, Bryce Molder and Matt Weibring (a group which would accumulate 19 tournament wins and three top-5 NCAA finishes) — along with alumnus and 1985 ACC Champion Bob McDonnell as well as future Tech All-American Nicholas Thompson in the field at Pebble Beach Golf Links.

## Tech Golf APR Perfect for 12th Straight Year

Bruce Heppler's golf program again earned a perfect four-year APR score of 1000 for the four-year period ending in the 2015-16 academic year in the NCAA's survey announced May 10. The Yellow Jackets have earned a perfect four-year score every year since its inception in 2006, and has also received an APR Public Recognition Award every year. Among Power 5 conferences, the Yellow Jackets are one of two men's golf teams and 14 programs overall that have earned all 12 Public Recognition Awards.

The APR measures eligibility, graduation and retention each term and provides a clear picture of the academic performance for each team in every sport.

The APR is an annual scorecard of academic achievement calculated for all Division I sports teams nationally. The most recent APR scores are based on the four-year period ending with the 2015-16 academic year. This year marks the 12th year of APR data for most teams.

## Tee Shots

• The Stanford Regional was Tech's third trip West this year. The Yellow Jackets also played in the Cypress Point Classic, a match play event on the Monterey Peninsula, last November, and the Maui Jim Intercollegiate in September. All five Jackets in the regional played in the Cypress Point Classic, and all but Strafaci played in the Maui Jim event.

• The Yellow Jackets, who finished the 2015-16 year outside the top 25 for the first time in 20 years (No. 42 in Golfstat and No. 38 in the Golfweek/Sagarin Index), rebounded in 2016-17 to No. 21 in Golfstat and No. 22 in the Golfweek/Sagarin ratings.

• Georgia Tech boasted three individual champions this year, all from freshmen, with Luke Schniederjans capturing the Carpet Capital Collegiate and the Puerto Rico Classic, and Tyler Strafaci winning the Valspar Collegiate.

• Collectively, Tech's team compiled eight individual top-10 finishes, six by the five players competing in the regional.

• Schniederjans, junior James Clark, senior Vincent Whaley and Strafaci all ranked 161 or above in the Golfweek/Sagarin Index, while six Jackets were listed among the top 250 in Golfstat.

• The five players on Georgia Tech's roster in the NCAA regional collectively played 240 rounds in their collegiate



# TECH GOLF NOTEBOOK

careers, compared to 344 by last year's NCAA regional quintet, 475 rounds by the starting five in the 2015 NCAA Championship and 537 by the 2014 NCAA quintet.

- Only senior Vincent Whaley and junior James Clark had previously played in an NCAA regional for Tech. Whaley tied for 17th at last year's Tucson Regional, while Clark tied for 26th. At San Diego in 2015, Clark tied for 29th and Whaley tied for 49th.

- According to the Golfweek/Sagarin ratings, Tech faced the 14th-most difficult schedule in Division I -- Tech went 9-34-4 vs. the nation's top 25 teams, 25-42-7 vs. the top 50, 61-42-7 vs. the top 100.

- Tech finished third (Puerto Rico Classic), second (Seminole Intercollegiate), second (Valspar Collegiate Invitational) and second (Clemson Invitational) in its four events leading into the ACC Championship, but no higher than fifth in any event prior to that in 2016-17.

- Tech's team scoring average for the year was 286.10, more than four shots lower than last year's 290.14, less than two shots higher than the 2014-15 average of 284.90, and four higher than the 282.2 norm of 2013-14.

- Tech's best score of the year was 836 (-28) at the Seminole Intercollegiate.

- Georgia Tech has played in the NCAA Championship finals 28 times, and 27 times since 1985.

## Tech Signs Three in Class of 2017

Three highly-regarded junior golfers from the class of 2017 -- Will Dickson of Providence, R.I., Noah Norton of Chico, Calif., and Ben Smith of Novi, Mich. -- signed national letters-of-intent to play at Georgia Tech during the November signing period.

Each of the three prospects are ranked No. 2 among all junior golfers in their respective states and among the top 160 junior players from all classes nationally, according to the Junior Golf Scoreboard. Dickson, ranked No. 72 in his class, and Smith, ranked 99th, both qualified for last year's United States Amateur Championship. Dickson and Norton, No. 7 in his class, both qualified for the U.S. Junior Amateur.

"As we all know, there's never been a coach who doesn't like his recruits. Certainly, we don't want to put pressure on guys 10 months before they arrive, but I think this is one of the best groups we've ever signed. They're all from out of state, but they all saw the value in our program, our facilities and our academics, and, most importantly, they believe this is where they can achieve their goals."

Heppler's squad, which has won six of the last nine Atlantic Coast Conference championships and has reached NCAA Championship match play three of the last six years, will graduate two seniors in May.

Dickson is ranked 114th overall, 72nd in the class of 2017, and No. 2 in the state of Rhode Island according to the Junior Golf Scoreboard, and ranked 88th nationally by the American Junior Golf Association. Norton is ranked 11th overall, 7th in the class of 2017, and No. 2 in the state of California, according to the Junior Golf Scoreboard, and was named a second-team Rolex All-American for 2016 by the American Junior Golf Association. Smith is ranked 158th overall, 99th in the class of 2017, and No. 2 in the state of Michigan, according to the Junior Golf Scoreboard.

## Tech's NCAA Championship History

Georgia Tech has reached the NCAA Championship finals 27 times since 1985 (28th time in program history), which is tied for fourth most in that time period behind Oklahoma State (31), Florida (30), Arizona State (29) and Texas (28). Tech has posted nine top-8 finishes in the last 14 tries. (*Tech played in NCAA regionals in 2008, 2012 and 2015 but did not advance.*)

The Yellow Jackets tied for 10th in 2009, the first-year of the stroke-play/match-play format, but qualified for match play each of the next four times they have advanced to the NCAA Championship (third in 2010, second in 2011, second in 2013, fifth in 2014). Tech did not advance out of its regional in 2012

or 2016.

Tech lost to the eventual champion three times in its first three forays into match play - Augusta State by the score of 3-2 in the quarterfinals in 2010 and 2011 and to Alabama (3-0-2) in 2013.

Tech has been the runner-up in the NCAA Championship four times (1993, 2000, 2002 and 2005, all before the advent of match play), more than any team in the history of the championship except Houston, Michigan, Texas and Wake Forest, who also have four, and Oklahoma State, which has five.

In 1993 and 2002, the Yellow Jackets led after 54 holes, but finished second by one shot to Florida in 1993, and by four shots to Minnesota in 2002.

In 2000, the Yellow Jackets rallied to tie Oklahoma State after 72 holes, but lost to the Cowboys on the first hole of a playoff. Tech and OSU matched the lowest 72-hole team score in NCAA Championship history (36-under-par 1,116) at the Grand National Lake Course in Opelika, Ala. In 2005, Tech finished 11 shots behind Georgia, and seven shots ahead of third-place Washington.

Since Bruce Heppler became Tech's coach, the Jackets have finished in the top eight 11 times, with one 10th-place and one 11th-place finish.

Three Tech players have won national collegiate championships. Troy Matteson did it most recently in 2002 at Ohio State. Watts Gunn (1927) and Charlie Yates (1934) won national titles under a match play format before the NCAA took sponsorship of the championship in 1939.

Other top-10 finishers for Tech include David Duval (runner-up in 1991 and 1993, T-8 in 1990), Bill McDonald (T-2 in 1988), Bunky Henry (2nd in 1967), Roberto Castro (3rd in 2005), Nacho Gervas (T-3 in 1986), Paul Haley (T9 in 2010), Kris Mikkelsen (T-4 in 2001), Stewart Cink (T-5 in 1994), Bryce Molder (6th in 1998), Matt Weibring (6th in 2000), James White (T8 in 2011) and Ollie Schniederjans (T8 in 2013 and 2nd in 2015).

## Tech and NCAA Match Play

The 2009 NCAA Championship featured a new twist with the team champion determined via match play. The top eight teams after 54 holes of stroke play advance to a match play tournament format.

The NCAA added a fourth round of stroke play in 2016 for the top 15 teams and nine individuals not on those teams, after which the national individual champion and the top eight teams for match play will be determined.

Match play a format that Bruce Heppler has supported vigorously. Under Heppler, Georgia Tech finished in the top eight of the NCAA Finals seven times in 10 tries under the 72-hole, stroke-play format. Tech is one of only two teams (Oklahoma State is the other) to have advanced to match play four times in the six years the current format has been in effect.

In the stroke-play/match play era, the Yellow Jackets have finished 10th, third, second, second and fifth, respectively, in the stroke-play portion the NCAA Championship in five tries (Tech did not advance out of its regional in 2012 or 2016). Tech lost to the eventual national champion three of the four times has qualified for match play (Augusta State in the 2010 and 2011 quarterfinals, Alabama in the 2013 semifinals).

Tech has had success in other match-play events in recent years, reaching the finals of the Callaway Collegiate Match Play Championship four times in six appearances.

## Tech in NCAA Regional Competition

Georgia Tech has advanced through an NCAA regional 23 times in 27 tries, and all but three times since the NCAA went to a six-regional qualifying format in 2009. Head coach Bruce Heppler's teams have won five regional tournaments outright, most recently in 2014, and tied for one other.

The NCAA began using regional qualifying tournaments in 1989, first with the 81 teams split among three sites (27

teams each), then with six sites with either 13 or 14 teams each beginning in 2009. Since the NCAA went to six regional sites in 2009, Tech has finished third (Bowling Green, Ky.), third (Milton, Ga.), tied for third (Radford, Va.), sixth/did not advance (Norman, Okla.), fourth (Tallahassee, Fla.), first (Raleigh, N.C.), third (San Diego) and tied for seventh/did not advance (Tucson).

Tech's first four victories all occurred in 27-team regionals in 1991 (New Haven, Conn.), 1998 (Daufuskie Island, S.C.), 1999 (Providence, R.I.) and 2002 (Roswell, Ga., tied with Clemson). Only the 2014 win occurred in a 13-team field.

## Georgia Tech Match Play History

While match play in college golf may be infrequent, Georgia Tech is no stranger to it, having participated in six regular season match play events since 2001, as well as three times in the five years the NCAA has utilized match play to determine its champion. Here is a history of Tech's participation.

2017 Cypress Point Classic - d. Georgia, 8.5-3.5, d. Stanford, 8-4, I. Southern California, 19.5-4.5  
2016 FarmLinks Collegiate Match Play Championship - I. Vanderbilt, 4-1-1, I. Alabama, 3-2-1  
2014 NCAA Championship - I. Oklahoma State, 4-0-1  
2014 Capital City Club Match Play Championship - d. Auburn, 4-2, d. Georgia, 5-1  
2013 NCAA Championship -- d. UNLV 3-2 (quarterfinals), I. Alabama\* 3-0-2 (semifinals)  
2013 regular season -- I. South Carolina 3-2-1, I. TCU 3-2-1  
2011 NCAA Championship -- I. Augusta State\* 3-2  
2010 NCAA Championship -- I. Augusta State\* 3-2  
2008 Callaway Golf Collegiate Match Play -- d. Texas 4-1, d. Georgia 3-2, d. South Carolina 3-2, I. UCLA 4-1  
2006 Hooters Collegiate Match Play -- d. Missouri 5-0, d. Arizona State 3-1-1, d. Stanford 3-1-1, I. Georgia 3-2  
2005 Hooters Collegiate Match Play -- d. Penn State 3-2, d. Arizona 4-1, d. Texas 3-0-2, I. Oklahoma State 4-0-1  
2004 Hooters Collegiate Match Play -- d. USC 3-2, d. Georgia 3-2, I. Florida 3-1-1, d. Oklahoma State  
2000 CGF National Intercollegiate Match Play -- d. Texas 2.5-2.5 (won playoff), d. Georgia 3-2, I. Arizona 3-2  
\*won national championship

## ACC Championship History

Georgia Tech has two of the last four Atlantic Coast Conference championships, six of the last nine and eight of the last 12, but the Yellow Jackets have not won since 2015.

Tech's 16 ACC men's golf titles in history ranks second among conference schools behind Wake Forest (18). Tech has won 11 of its conference titles under current head coach Bruce Heppler, nine of those outright (1999, 2001, 2002, 2009, 2010, 2011, 2012, 2014, 2015) and two shared (2006, 2007). The Yellow Jackets won five championships (1985, 1991, 1992, 1993, 1994) under previous head coach Puggy Blackmon.

Ten of Tech's ACC titles have occurred at the Old North State Club, the first occurring in 1999 by 10 strokes over North Carolina and Duke. Tech won the 2011 crown with a tournament record score of 831 (-33) and by a record 20 strokes. Tech shared the 2006 title with North Carolina, and the 2007 crown with Virginia Tech.

Three of the last four individual champions also have come from Georgia Tech. Anders Albertson won his second title in 2015, sharing medalist honors with Louisville's Robin Sciort-Siegrist and Virginia Tech's Trevor Cone with a score of 11-under-par 205. He also won the championship in 2013 with a record score of 15-under 201. He was the fifth player to win two ACC titles, and the second Tech player to do so, joining David Duval in 1991 and 1993.

Albertson became Tech's 10th ACC individual champion, joining Bob McDonnell (1985), David Duval (1991, 1993), Mikko Rantanen (1994), Bryce Molder (2000), Cameron Tringale (2006), Chesson Hadley (2010), Paul Haley (2011), Albertson (2013, 2015) and Ollie Schniederjans (2014).



## 2016-17 STATISTICS AND RESULTS

Player	Rounds	Low Tour.		Low Round	Par/- Rounds	# Evnts	Finish Top			Rel.				Career				
		Strokes	54-holes				1	5	10	W-L	W-L%	To Par	Average	Rounds	Strokes	LowRnd	W-L	Average
Luke Schniederjans	30	2156	205	62	13	10	2	3	3	542-268	.669	E	71.87	30	2156	62	542-268	71.87
James Clark	30	2158	208	67	17	10	-	1	2	573-237	.707	E	71.93	89	6505	67	1506-914	73.09
Tyler Strafaci	24	1741	208	69	13	8	1	1	1	434-207	.677	+1	72.54	24	1741	69	434-207	72.54
Vincent Whaley	21	1524	212	69	11	7	-	-	-	338-202	.626	+1	72.57	92	6688	65	1625-893	72.70
Andy Ogletree	30	2179	211	68	16	10	-	-	-	527-283	.651	+1	72.63	30	2179	68	527-283	72.63
Michael Hines	9	659	213	69	5	3	-	-	-	142-93	.604	+1	73.22	73	5414	66	999-956	74.16
Chris Petefish	18	1319	207	67	7	6	-	-	1	293-227	.563	+1	73.28	78	5696	67	1310-791	73.03
Jacob Joiner	6	442	217	69	1	2	-	-	-	70-99	.414	+2	73.67	49	3599	65	803-550	73.45
Tyler Joiner	12	892	216	64	3	4	-	-	1	107-161	.399	+3	74.33	21	1572	64	218-284	74.86
Michael Pisciotta	6	446	219	73	-	2	-	-	-	73-135	.351	+2	74.33	29	2206	70	257-649	76.07
FOUR-PLAYER TEAM	30	8583	836	273	86	11	3	5	8	97-42	.698	E	286.10					

Tournament	Dates	Rounds	Place	Teams	Players	+/-	Score	W-L
Carpet Capital Collegiate	9/9-11/2016	3	5	14	78	-8	856	9-4
Maui Jim Intercollegiate	9/23-25/2016	3	6	16	93	-8	844	10-5
Golf Club of Georgia Collegiate	10/21-23/2016	3	12	17	90	+13	877	5-11
Cypress Point Classic	10/31-11/1/2016		def. Georgia, 8.5-3.5; def. Stanford, 8-4; lost to Southern California, 19.5-4.5					
Amer Ari Invitational	2/2-4/2017	3	7	21	120	-13	851	14-6
Puerto Rico Classic	2/19-21/2017	3	3	15	75	-5	859	12-2
Seminole Intercollegiate	3/10-12/2017	3	2	14	81	-28	836	12-1
Valspar Collegiate Invitational	3/19-21/2017	3	2	14	78	+8	860	12-1
Clemson Invitational	4/7-9/2017	3	2	13	70	+9	873	11-1
Atlantic Coast Conference Championship	4/21-22/2017	3	7	12	60	+19	883	5-6
NCAA Stanford Regional	5/15-17/2017	3	6	13	75	+4	844	7-5

## Team low rounds (best 10)

1.	-13	Carpet Capital Collegiate, 9/9-11/2016 (3rd round)
2.	-12	Seminole Intercollegiate, 3/10-12/2017 (1st round)
3.	-10	Amer Ari Invitational, 2/2-4/2017 (2nd round)
4.	-8	Maui Jim Intercollegiate, 9/23-25/2016 (2nd round)
	-8	Seminole Intercollegiate, 3/10-12/2017 (2nd round)
	-8	Seminole Intercollegiate, 3/10-12/2017 (3rd round)
7.	-7	NCAA Stanford Regional, 5/15-17/2017 (2nd round)
	-7	Puerto Rico Classic, 2/19-21/2017 (3rd round)
9.	-6	Valspar Collegiate Invitational, 3/19-21/2017 (3rd round)
10.	-5	Clemson Invitational, 4/7-9/2017 (2nd round)

## Player low rounds (best 45)

1.	-8	Luke Schniederjans	NCAA Stanford Regional, 5/15-17/2017 (2nd round)
	-8	Tyler Joiner	Carpet Capital Collegiate, 9/9-11/2016 (3rd round)
3.	-7	Luke Schniederjans	Puerto Rico Classic, 2/19-21/2017 (3rd round)
4.	-6	Luke Schniederjans	Carpet Capital Collegiate, 9/9-11/2016 (2nd round)
	-6	Luke Schniederjans	Seminole Intercollegiate, 3/10-12/2017 (1st round)
6.	-5	James Clark	Amer Ari Invitational, 2/2-4/2017 (2nd round)
7.	-4	Chris Petefish	Maui Jim Intercollegiate, 9/23-25/2016 (2nd round)
	-4	Luke Schniederjans	Maui Jim Intercollegiate, 9/23-25/2016 (2nd round)
	-4	Andy Ogletree	Amer Ari Invitational, 2/2-4/2017 (2nd round)
	-4	Luke Schniederjans	Puerto Rico Classic, 2/19-21/2017 (1st round)
	-4	James Clark	Seminole Intercollegiate, 3/10-12/2017 (2nd round)
	-4	Luke Schniederjans	Seminole Intercollegiate, 3/10-12/2017 (3rd round)
13.	-3	Chris Petefish	Maui Jim Intercollegiate, 9/23-25/2016 (1st round)
	-3	Tyler Joiner	Puerto Rico Classic Individual, 2/19-21/2017 (1st round)
	-3	James Clark	Carpet Capital Collegiate, 9/9-11/2016 (1st round)
	-3	Luke Schniederjans	Carpet Capital Collegiate, 9/9-11/2016 (1st round)
	-3	Michael Hines	Golf Club of Georgia Collegiate, 10/21-23/2016 (2nd round)
	-3	Vincent Whaley	Golf Club of Georgia Collegiate, 10/21-23/2016 (3rd round)
	-3	Tyler Strafaci	Amer Ari Invitational, 2/2-4/2017 (1st round)
	-3	James Clark	Amer Ari Invitational, 2/2-4/2017 (3rd round)
	-3	Tyler Strafaci	Amer Ari Invitational, 2/2-4/2017 (3rd round)
	-3	Jacob Joiner	Seminole Intercollegiate, 3/10-12/2017 (1st round)
	-3	James Clark	Seminole Intercollegiate, 3/10-12/2017 (1st round)
	-3	James Clark	Clemson Invitational, 4/7-9/2017 (2nd round)
	-3	Tyler Strafaci	Atlantic Coast Conference Championship, 4/21-22/2017 (1st round)
	-3	Vincent Whaley	Atlantic Coast Conference Championship, 4/21-22/2017 (1st round)
27.	-2	19 times	

## 2016-17 Team and Individual Bests

**Low Individual 18-hole Score/Relation to Par:** -8 (62), Luke Schniederjans, NCAA Stanford Regional, 5/16/2017 (2nd round); -8 (64) Tyler Joiner, Carpet Capital Collegiate, 9/11/2016 (3rd round)

**Low Individual 54-hole Score:** 205 (-11), Luke Schniederjans, Carpet Capital Collegiate, 9/9-11/2016; Seminole Collegiate, 3/10-12/2017

**Low Individual 54-hole Score/Relation to Par:** -11 (205), Luke Schniederjans, Carpet Capital Collegiate, 9/9-11/2016; Seminole Collegiate, 3/10-12/2017

**Low Team 18-hole Score in Relation to Par:** -13 (275), Carpet Capital Collegiate, 9/11/2016 (3rd round)

**Low Team 54-hole Score:** 836 (-28), Seminole Intercollegiate, 3/10-12/2017

**Low Team 54-hole Score in Relation to Par:** -28 (836), Seminole Intercollegiate, 3/10-12/2017

**Best Team Finish:** 2nd, Seminole Intercollegiate, 3/10-12/2017; Valspar Collegiate Invitational, 3/19-21/2017; Clemson Invitational, 4/7-9/2017

**Largest Margin of Victory:** n/a

**Best Individual Finish in a Team Event:** 1st, Luke Schniederjans, Carpet Capital Collegiate and Puerto Rico Classic; Tyler Strafaci, Valspar Collegiate Invitational



## 2016-17 STATISTICS AND RESULTS

## FALL RESULTS

9/9-11/2016 -- Carpet Capital Collegiate

The Farm Golf Club -- Rocky Face, Ga.

Par 72, 7012 yards -- 14 teams, 78 players

Georgia Tech.....	286	295	275	856	-8	t-5th
Luke Schniederjans#.....	69	66	70	205	-11	1st
James Clark.....	69	71	70	210	-6	t-11th
Michael Hines.....	71	71	71	213	-3	18th
Tyler Joiner.....	76	76	64	216	E	t-25th
Andy Ogletree.....	72	77	70	219	+3	t-38th
Chris Petefish.....	74	77	72	223	+7	t-53rd

9/23-25/2016 -- Maui Jim Intercollegiate

Mirabel Golf Club -- Scottsdale, Ariz.

Par 71, 7147 yards -- 16 teams, 93 players

Georgia Tech.....	280	276	288	844	-8	6th
Chris Petefish.....	68	67	72	207	-6	t-9th
Luke Schniederjans.....	69	67	72	208	-5	t-13th
Andy Ogletree#.....	69	70	72	211	-2	t-18th
Vincent Whaley.....	74	73	69	216	+3	t-40th
James Clark.....	71	72	75	218	+5	t-48th
Tyler Joiner.....	72	70	77	219	+6	t-52nd

10/21-23/2016 -- Golf Club of Georgia Collegiate

Golf Club of Georgia - Creekside -- Alpharetta, Ga.

Par 72, 7039 yards -- 17 teams, 90 players

Georgia Tech.....	297	286	294	877	+13	12th
Vincent Whaley#.....	75	72	69	216	E	t-19th
James Clark.....	74	71	73	218	+2	t-29th
Michael Pisciotta.....	73	73	73	219	+3	t-33rd
Luke Schniederjans.....	75	71	75	221	+5	t-43rd
Tyler Strafaci.....	75	73	73	221	+5	t-43rd
Michael Hines#.....	76	69	78	223	+7	t-56th
Chris Petefish.....	77	71	75	223	+7	t-56th
Jacob Joiner#.....	74	75	76	225	+9	t-67th
Andy Ogletree#.....	74	82	77	233	+17	t-80th
Tyler Joiner#.....	75	82	77	234	+18	t-82nd

10/31-11/1/2016 -- Cypress Point Classic

Cypress Point Golf Club -- Monterrey, Calif.

Par 72, 6914 yards -- 8 teams, match play

Georgia Tech def. Georgia, 8/5-3/5
Schniederjans/Strafaci def. Ralston/Sigg, 3.5-0.5
T. Joiner/Petefish def. Healy/Lopez Rivarola, 4-0
Mackey/Phillips def. Clark/Whaley, 3-1

Georgia Tech def. Stanford, 8-4

Schniederjans/Strafaci def. McNealy/Wu, 3.5-0.5
Badhwar/Huang def. T.Joiner/Petefish, 3.5-0.5
Clark/Whaley def. Knox/Swagle, 4-0

Southern California def. Georgia Tech, 19.5-4.5

Clark def. Suh, 3-1
Levitt def. Whaley, 4-0
Teixeira def. T.Joiner, 3.5-0.5
Crocker def. Petefish, 3.5-0.5
Jin def. Strafaci, 4-0
Hoey def. Schniederjans, 3.5-0.5

## SPRING RESULTS

2/2-4/2017 -- Amer Ari Invitational

Kings Course -- Waikoloa, Hawai'i

Par 72, 7074 yards -- 21 teams, 120 players

Georgia Tech.....	288	278	285	851	-13	t-7th
Tyler Strafaci.....	69	70	69	208	-8	t-13th
Andy Ogletree.....	72	68	71	211	-5	t-22nd
James Clark.....	76	67	69	212	-4	t-27th
Chris Petefish#.....	72	70	70	212	-4	t-27th
Luke Schniederjans.....	73	73	76	222	+6	t-81st
Michael Pisciotta.....	74	75	78	227	+11	t-104th

2/19-21/2017 -- Puerto Rico Classic

Rio Mar Resort - River Course -- Rio Grande, Puerto Rico

Par 72, 6902 yards -- 15 teams, 75 players

Georgia Tech.....	294	284	281	859	-5	t-3rd
Luke Schniederjans.....	68	73	65	206	-10	1st
Andy Ogletree.....	73	70	72	215	-1	t-12th
James Clark.....	81	70	71	222	+6	t-40th
Tyler Strafaci.....	80	71	73	224	+8	t-48th
Chris Petefish.....	73	79	74	226	+10	t-52nd

2/19-21/2017 -- Puerto Rico Classic Individual

Unknown -- Rio Grande, Puerto Rico

Par 71, 6716 yards -- 0 teams, 11 players

Tyler Joiner#.....	68	76	79	223	+10	6th
--------------------	----	----	----	-----	-----	-----

3/10-12/2017 -- Seminole Intercollegiate

Southwood Golf Club -- Tallahassee, Fla.

Par 72, 7172 yards -- 14 teams, 81 players

Georgia Tech.....	276	280	280	836	-28	t-2nd
Luke Schniederjans.....	66	71	68	205	-11	3rd
James Clark.....	69	68	71	208	-8	t-8th
Tyler Strafaci.....	70	70	71	211	-5	t-18th
Vincent Whaley.....	71	71	70	212	-4	t-20th
Jacob Joiner#.....	69	74	74	217	+1	t-34th
Andy Ogletree.....	75	72	72	219	+3	t-44th

3/19-21/2017 -- Valspar Collegiate Invitational

The Floridian National Golf Club -- Palm City, Fla.

Par 71, 7114 yards -- 14 teams, 78 players

Georgia Tech.....	301	281	278	860	+8	2nd
Tyler Strafaci.....	73	69	69	211	-2	1st
James Clark.....	77	70	69	216	+3	17th
Andy Ogletree.....	74	73	70	217	+4	t-18th
Luke Schniederjans.....	78	69	76	223	+10	t-46th
Vincent Whaley.....	77	80	70	227	+14	t-56th

4/7-9/2017 -- Clemson Invitational

The Cliffs at Keowee Falls -- Salem, S.C.

Par 72, 7103 yards -- 13 teams, 70 players

Georgia Tech.....	296	283	294	873	+9	2nd
James Clark.....	72	69	73	214	-2	t-3rd
Vincent Whaley.....	76	72	70	218	+2	t-11th
Michael Hines#.....	75	72	76	223	+7	t-22nd
Andy Ogletree.....	73	71	79	223	+7	t-22nd
Luke Schniederjans.....	75	74	76	225	+9	t-28th
Tyler Strafaci.....	81	71	75	227	+11	t-31st
Chris Petefish#.....	77	76	75	228	+12	t-36th

4/21-22/2017 -- Atlantic Coast Conference Championship

Musgrove Mill Golf Club -- Clinton, S.C.

Par 72, 6951 yards -- 12 teams, 60 players

Georgia Tech.....	288	296	299	883	+19	t-7th
Vincent Whaley.....	69	74	74	217	+1	t-15th
Andy Ogletree.....	73	75	72	220	+4	t-22nd
Tyler Strafaci.....	69	79	77	225	+9	t-34th
James Clark.....	77	73	76	226	+10	t-37th
Luke Schniederjans.....	77	74	80	231	+15	50th

5/15-17/2017 -- NCAA Stanford Regional

Stanford Golf Course -- Stanford, Calif.

Par 70, 6727 yards -- 13 teams, 75 players

Georgia Tech.....	287	273	284	844	+4	6th
Luke Schniederjans.....	76	62	72	210	E	t-12th
Andy Ogletree.....	70	72	69	211	+1	t-17th
James Clark.....	71	69	74	214	+4	t-27th
Tyler Strafaci.....	70	70	74	214	+4	t-27th
Vincent Whaley.....	76	73	69	218	+8	t-48th

# Indicates individual player



## 2016-17 STATISTICS AND RESULTS

JAMES CLARK	DATE	ROUNDS	SCORES	PAR	RANK	W-L
Carpet Capital Collegiate	9/9-11/2016	3	69-71-70=210	-6	111th/78	67-10
Maui Jim Intercollegiate	9/23-25/2016	3	71-72-75=218	+5	148th/93	45-47
Golf Club of Georgia Collegiate	10/21-23/2016	3	74-71-73=218	+2	129th/90	61-28
Amer Ari Invitational	2/2-4/2017	3	76-67-69=212	-4	127th/120	93-26
Puerto Rico Classic	2/19-21/2017	3	81-70-71=222	+6	140th/75	35-39
Seminole Intercollegiate	3/10-12/2017	3	69-68-71=208	-8	18th/81	73-7
Valspar Collegiate Invitational	3/19-21/2017	3	77-70-69=216	+3	17th/78	61-16
Clemson Invitational	4/7-9/2017	3	72-69-73=214	-2	13rd/70	67-2
Atlantic Coast Conference Championship	4/21-22/2017	3	77-73-76=226	+10	137th/60	23-36
NCAA Stanford Regional	5/15-17/2017	3	71-69-74=214	+4	127th/75	48-26
<b>SEASON TOTALS</b>		<b>30</b>	<b>2158 Avg. 71.93</b>	<b>E</b>		<b>573-237</b>

MICHAEL HINES	DATE	ROUNDS	SCORES	PAR	RANK	W-L
Carpet Capital Collegiate	9/9-11/2016	3	71-71-71=213	-3	18th/78	60-17
Golf Club of Georgia Collegiate	10/21-23/2016	3	76-69-78=223	+7	156th/90	34-55
Clemson Invitational	4/7-9/2017	3	75-72-76=223	+7	122nd/70	48-21
<b>SEASON TOTALS</b>		<b>9</b>	<b>659 Avg. 73.22</b>	<b>+1</b>		<b>142-93</b>

JACOB JOINER	DATE	ROUNDS	SCORES	PAR	RANK	W-L
Golf Club of Georgia Collegiate	10/21-23/2016	3	74-75-76=225	+9	167th/90	23-66
Seminole Intercollegiate	3/10-12/2017	3	69-74-74=217	+1	134th/81	47-33
<b>SEASON TOTALS</b>		<b>6</b>	<b>442 Avg. 73.67</b>	<b>+2</b>		<b>70-99</b>

TYLER JOINER	DATE	ROUNDS	SCORES	PAR	RANK	W-L
Carpet Capital Collegiate	9/9-11/2016	3	76-76-64=216	E	125th/78	53-24
Maui Jim Intercollegiate	9/23-25/2016	3	72-70-77=219	+6	152nd/93	41-51
Golf Club of Georgia Collegiate	10/21-23/2016	3	75-82-77=234	+18	182nd/90	8-81
Puerto Rico Classic Individual	2/19-21/2017	3	68-76-79=223	+10	6th/11	5-5
<b>SEASON TOTALS</b>		<b>12</b>	<b>892 Avg. 74.33</b>	<b>+3</b>		<b>107-161</b>

ANDY OGLETREE	DATE	ROUNDS	SCORES	PAR	RANK	W-L
Carpet Capital Collegiate	9/9-11/2016	3	72-77-70=219	+3	138th/78	40-37
Maui Jim Intercollegiate	9/23-25/2016	3	69-70-72=211	-2	118th/93	75-17
Golf Club of Georgia Collegiate	10/21-23/2016	3	74-82-77=233	+17	180th/90	10-79
Amer Ari Invitational	2/2-4/2017	3	72-68-71=211	-5	122nd/120	98-21
Puerto Rico Classic	2/19-21/2017	3	73-70-72=215	-1	112th/75	63-11
Seminole Intercollegiate	3/10-12/2017	3	75-72-72=219	+3	144th/81	37-43
Valspar Collegiate Invitational	3/19-21/2017	3	74-73-70=217	+4	118th/78	60-17
Clemson Invitational	4/7-9/2017	3	73-71-79=223	+7	122nd/70	48-21
Atlantic Coast Conference Championship	4/21-22/2017	3	73-75-72=220	+4	122nd/60	38-21
NCAA Stanford Regional	5/15-17/2017	3	70-72-69=211	+1	117th/75	58-16
<b>SEASON TOTALS</b>		<b>30</b>	<b>2179 Avg. 72.63</b>	<b>+1</b>		<b>527-283</b>

CHRIS PETEFISH	DATE	ROUNDS	SCORES	PAR	RANK	W-L
Carpet Capital Collegiate	9/9-11/2016	3	74-77-72=223	+7	153rd/78	25-52
Maui Jim Intercollegiate	9/23-25/2016	3	68-67-72=207	-6	19th/93	84-8
Golf Club of Georgia Collegiate	10/21-23/2016	3	77-71-75=223	+7	156th/90	34-55
Amer Ari Invitational	2/2-4/2017	3	72-70-70=212	-4	127th/120	93-26
Puerto Rico Classic	2/19-21/2017	3	73-79-74=226	+10	152nd/75	23-51
Clemson Invitational	4/7-9/2017	3	77-76-75=228	+12	136th/70	34-35
<b>SEASON TOTALS</b>		<b>18</b>	<b>1319 Avg. 73.28</b>	<b>+1</b>		<b>293-227</b>

MICHAEL PISCITOTTA	DATE	ROUNDS	SCORES	PAR	RANK	W-L
Golf Club of Georgia Collegiate	10/21-23/2016	3	73-73-73=219	+3	133rd/90	57-32
Amer Ari Invitational	2/2-4/2017	3	74-75-78=227	+11	1104th/120	16-103
<b>SEASON TOTALS</b>		<b>6</b>	<b>446 Avg. 74.33</b>	<b>+2</b>		<b>73-135</b>

LUKE SCHNIEDERJANS	DATE	ROUNDS	SCORES	PAR	RANK	W-L
Carpet Capital Collegiate	9/9-11/2016	3	69-66-70=205	-11	1st/78	77-0
Maui Jim Intercollegiate	9/23-25/2016	3	69-67-72=208	-5	113th/93	80-12
Golf Club of Georgia Collegiate	10/21-23/2016	3	75-71-75=221	+5	143rd/90	47-42
Amer Ari Invitational	2/2-4/2017	3	73-73-76=222	+6	181st/120	39-80
Puerto Rico Classic	2/19-21/2017	3	68-73-65=206	-10	1st/75	74-0
Seminole Intercollegiate	3/10-12/2017	3	66-71-68=205	-11	3rd/81	78-2
Valspar Collegiate Invitational	3/19-21/2017	3	78-69-76=223	+10	146th/78	32-45
Clemson Invitational	4/7-9/2017	3	75-74-76=225	+9	128th/70	42-27
Atlantic Coast Conference Championship	4/21-22/2017	3	77-74-80=231	+15	50th/60	10-49
NCAA Stanford Regional	5/15-17/2017	3	76-62-72=210	E	112th/75	63-11
<b>SEASON TOTALS</b>		<b>30</b>	<b>2156 Avg. 71.87</b>	<b>E</b>		<b>542-268</b>

TYLER STRAFACI	DATE	ROUNDS	SCORES	PAR	RANK	W-L
Golf Club of Georgia Collegiate	10/21-23/2016	3	75-73-73=221	+5	143rd/90	47-42
Amer Ari Invitational	2/2-4/2017	3	69-70-69=208	-8	113th/120	107-12
Puerto Rico Classic	2/19-21/2017	3	80-71-73=224	+8	148th/75	27-47
Seminole Intercollegiate	3/10-12/2017	3	70-70-71=211	-5	118th/81	63-17
Valspar Collegiate Invitational	3/19-21/2017	3	73-69-69=211	-2	1st/78	77-0
Clemson Invitational	4/7-9/2017	3	81-71-75=227	+11	131st/70	39-30
Atlantic Coast Conference Championship	4/21-22/2017	3	69-79-77=225	+9	134th/60	26-33
NCAA Stanford Regional	5/15-17/2017	3	70-70-74=214	+4	127th/75	48-26
<b>SEASON TOTALS</b>		<b>24</b>	<b>1741 Avg. 72.54</b>	<b>+1</b>		<b>434-207</b>

VINCENT WHALEY	DATE	ROUNDS	SCORES	PAR	RANK	W-L
Maui Jim Intercollegiate	9/23-25/2016	3	74-73-69=216	+3	140th/93	53-39
Golf Club of Georgia Collegiate	10/21-23/2016	3	75-72-69=216	E	119th/90	71-18
Seminole Intercollegiate	3/10-12/2017	3	71-71-70=212	-4	120th/81	61-19
Valspar Collegiate Invitational	3/19-21/2017	3	77-80-70=227	+14	156th/78	22-55
Clemson Invitational	4/7-9/2017	3	76-72-70=218	+2	111th/70	59-10
Atlantic Coast Conference Championship	4/21-22/2017	3	69-74-74=217	+1	115th/60	45-14
NCAA Stanford Regional	5/15-17/2017	3	76-73-69=218	+8	148th/75	27-47
<b>SEASON TOTALS</b>		<b>21</b>	<b>1524 Avg. 72.57</b>	<b>+1</b>		<b>338-202</b>

## Head-to-Head in 2016-17

ACC	2017
Boston College	2-0
Clemson	1-4
Duke	0-2
Florida State	1-1-1
Louisville	2-0
North Carolina	1-1-1
Notre Dame	2-0
NC State	0-1-1
Notre Dame	1-0
Virginia	0-3
Virginia Tech	2-0
Wake Forest	0-2

Non-ACC	
Alabama	3-0
Arkansas	1-0
Arizona State	0-1
Auburn	1-2
Augusta	1-0
Baylor	0-2
Brigham Young	1-0
California	1-0
Chattanooga	2-0
Chico State	1-0
College of Charleston	1-0
Colorado	0-1
Dalton State	1-0
East Tennessee State	1-0
Elon	1-0
Florida	1-0
Furman	1-0
George Mason	1-0
Georgia	1-1
Georgia State	1-0
Grand Canyon	1-0
Hawaii	2-0
Hawaii-Hilo	1-0
Houston	3-0
Illinois State	1-0
Jacksonville	1-0
James Madison	1-0
Kansas	0-1
Kennesaw State	1-0
Kent State	0-1
Kentucky	1-0
LSU	1-3
Maryland	1-0
Memphis	2-0
Michigan State	1-0
Middle Tennessee State	1-0
Minnesota	1-0
Mississippi	1-0
Navy	1-0
North Florida	2-0
North Texas	1-0
Northwestern	1-0
Ohio State	1-1
Oklahoma	0-2
Oklahoma State	1-2
Oregon	0-1
Oregon State	0-1
Pacific	1-0
Penn State	1-0
Pepperdine	0-1
Purdue	1-0
Sacramento State	1-0
Saint Mary's	1-0
San Jose State	1-0
SMU	1-0
South Carolina	2-1
South Dakota State	1-0
South Florida	2-0
Southern California	0-3
Southern Illinois	1-1
Stanford	1-3
Tennessee	1-0
TCU	2-0
Texas	1-2
Texas A&M	0-1
Texas Tech	0-1
Troy	1-0
UAB	1-0
UC Davis	1-0
UCLA	1-1
UC Santa Barbara	1-0
UNC Greensboro	1-0
UNC Wilmington	1-0
VCU	1-0
Villanova	1-0
West Virginia	1-0
Western Carolina	1-0
Western Kentucky	1-0
Winthrop	2-0



## ***STUDENT-ATHLETES AND STAFF***

---

<b>Head coach Bruce Heppler</b>	<b>10</b>
<b>Assistant coach Drew McGee</b>	<b>12</b>
<b>Volunteer coach Jeff Pierce</b>	<b>12</b>
<b>James Clark</b>	<b>13</b>
<b>Jacob Joiner</b>	<b>14</b>
<b>Tyler Joiner</b>	<b>14</b>
<b>Andy Ogletree</b>	<b>15</b>
<b>Michael Pisciotta</b>	<b>15</b>
<b>Chris Petefish</b>	<b>16</b>
<b>Luke Schniederjans</b>	<b>17</b>
<b>Tyler Strafaci</b>	<b>17</b>
<b>Will Dickson</b>	<b>18</b>
<b>Noah Norton</b>	<b>18</b>
<b>Anton Serafini</b>	<b>18</b>
<b>Ben Smith</b>	<b>18</b>
<b>President Dr. G.P. “Bud” Peterson</b>	<b>19</b>
<b>Director of Athletics Todd Stansbury</b>	<b>19</b>
<b>Faculty Representative Dr. Charles Isbell</b>	<b>20</b>
<b>Athletic Administration</b>	<b>20</b>



## HEAD COACH BRUCE HEPPLER



## The Heppler File

- **Name:** Bruce Heppler
- **Birthdate:** March 27, 1960 in St. George, Utah
- **Joined Tech Staff:** June 27, 1995
- **Education:** Master's degree in sport management from Massachusetts in 1988; Bachelor's degree in accounting from Brigham Young in 1985; Associate degree in arts and sciences from Dixie Junior College in 1982.
- **Playing Experience:** Lettered at Dixie Junior College (1979).
- **Coaching Experience:** Head coach at Georgia Tech (1995-present); Assistant men's and women's coach at Oklahoma State (1991-95); Assistant men's coach at UNLV (1989-91); Head men's and women's coach at Amherst College (1987); USA Palmer Cup coach (2003, 2015)
- **Honors:** 2002 GCAA National Coach of the Year; 1999, 2001, 2002, 2006, 2009, 2011, 2012, 2014 ACC and GCAA Region Coach of the Year; Successful completion of the CPA exam on first sitting in November, 1985; Member of American Institute of Certified Public Accountants.
- **Post-Season as a Head Coach:** 20 NCAA regional appearances, 16 NCAA Finals appearances, 3 NCAA runner-up finishes, 4 NCAA Match Play appearances; 1998, 1999, 2002, 2015 NCAA Regional Champions; 1999, 2001, 2002, 2006, 2007, 2009, 2010, 2011, 2012, 2014 and 2015 ACC Champions; 2002 NCAA individual champion (Troy Matteson). **As an Assistant Coach:** 1995 NCAA Championship, first place (Oklahoma State); 1992 NCAA Championship, third place (Oklahoma State); 1991 NCAA Individual Champion (Warren Schutte, UNLV); 1990 West Region Champion (UNLV).

**23rd Year at Tech**  
**ACC Coach of the Year 7 times**  
**11 ACC Championships**  
**16 NCAA Finals Appearances**


If a consistently high level of success over a long period of time is the measure of a great program, then Georgia Tech's golf program under Bruce Heppler would certainly meet the standard. His peers recognized this in 2013 when they inducted him into the Golf Coaches Association of America Hall of Fame.

Tech's recent run of Atlantic Coast Conference championships and NCAA Championship finals performances were unprecedented in school history - eight Atlantic Coast Conference titles in the last 12 years and four trips to match play at the NCAA Championship in the last eight years.

Heppler has guided the Yellow Jackets to an NCAA regional every year since 1998, while 16 of those teams advanced to the NCAA Finals, and 11 finished in the top eight, including three runner-up showings.

During his tenure, Tech has won or shared 11 Atlantic Coast Conference titles. Only two ACC coaches have led their teams to more ACC titles than has Heppler. The Yellow Jackets have captured or shared 50 team titles overall.

He was named ACC Coach of the Year in 2014 for the eighth time, more than any coach in ACC history except one, and was a finalist for the GCAA's Dave Williams national coach of the year award.

Since 2000, the Yellow Jackets have finished in the top 10 of the final Golfstat rankings 11 times, and in the final Golfweek/Sagarin top 10 a total of 13 times. Tech did not finish lower than 14th in either ranking in any year from 2000 to 2015.

In a July, 2015 poll of his coaching peers conducted by Golfweek magazine, Heppler ranked No. 3. His program was ranked No. 2 among College Factual's ranking of the best colleges to play golf, taking into account both the quality of the golf team, as well as the academic success of the players and the quality of the school.

Heppler has recruited and developed his share of star players as well. The Yellow Jackets have had at least a pair of All-Atlantic Coast Conference honorees in 17 of the last 19 years, and landed four members of the team on the squad twice (2005, 2011). Tech has had at least two players earn All-America honors 14 of the last 17 years, and Ollie Schniederjans became the program's 20th and 21st first-team selections in his junior and senior years. Three of his players, Matt Kuchar, Bryce Molder and Troy Matteson, have been named national player of the year.

Eleven of Heppler's players are currently active members of either the PGA Tour or the Web.com Tour, with several other recent graduates climbing their way up through the other professional tours.

Heppler has been named to coach the United States team in the Palmer Cup twice, in 2003 and 2015, and eight of his players have also represented the USA in that annual event.

Kuchar, Molder, Nicholas Thompson and Cameron Tringale have represented the United States in the Walker Cup matches. Twice, in 1998 and 2013, five or more of the Heppler's active Tech players have qualified to play in the U.S. Amateur. Six of Tech's seven returning players in 2013 competed in that year's U.S. Amateur in Brookline, Mass., an unprecedented feat.

On the conference level since 1985, when the Yellow Jackets won their first ACC Championship, Tech has earned more NCAA Championship berths than any team except Clemson. The Jackets have earned more top-10, more top-5 and more top-2 finishes in NCAA Championship competition than any other ACC team. Tech also has had more All-America selections (61) than any other ACC team during the same period except the Tigers.

His players have been just as successful in the classroom. Tech's golf program has been recognized with a perfect Academic Progress Report score of 1000 for 12 straight years, and every senior has graduated.

Twenty-one different players under Heppler have been named All-America Scholars (a total of 36 times) by the Golf Coaches Association of America, which requires a minimum 3.2 GPA and participation in at least 75 percent of a team's events. Two, All-Americans Bryce Molder and Roberto Castro, received the NCAA's Top VIII Award, an honor given to eight student-athletes from all sports each year and recognizes those who excel in their sport and in the classroom, and exhibit high character, leadership and service to others.

It didn't take long for Heppler to restore the glory to Tech's golf program following a couple of lean years in the mid-1990s. After recruiting future All-Americans Kuchar and Molder, Heppler had the Yellow Jackets back in the NCAA Tournament in his third season, where they finished third, just four shots off the lead. Tech also was ranked No. 1 in the nation during the course of the year and won the NCAA East Regional.

Even better things were to come as Tech captured the first of its ACC titles under Heppler in 1999. In 2000 the Yellow Jackets came the closest to an NCAA Championship in their history, tying for first after 72 holes with Oklahoma State before losing a one-hole playoff. On the year, Tech captured four team titles and finished in the top four in each event it entered.

During the 2001 campaign, the Jackets won their second ACC crown in three years, the second under Heppler, captured a school-record-tying five tournament wins during the year and





finished fourth in the NCAA Championship. For his efforts, Heppler was named ACC Coach of the Year and guided three All-Americans in Molder, who was also the consensus National Player of the Year, Matteson and Kris Mikkelsen.

In 2002, Heppler led the Yellow Jackets to arguably the best season in school history, as Tech captured seven team titles and finished second at the NCAA Championship. In the process, Heppler earned National and ACC Coach of the Year honors. During the year, the Jackets won the school's eighth ACC title, while placing all five starters on GCAA All-America teams. Under Heppler's tutelage, Matteson became the third Tech player to win the national individual title.

Tech has dominated the Atlantic Coast Conference in recent years, winning eight of the last 12 titles and six of the last nine. The Yellow Jackets have been to the NCAA Tournament every year since 1998, and only four times in that period failed to advance out of a regional. In the eight years the NCAA has conducted the current medal/match play format for the championship, Tech has advanced to match play four times.

A 57-year-old native of St. George, Utah, Heppler has demonstrated his strength as a recruiter by attracting both National Players of the Year during 1997-98 and the ACC Players of the Year for 1998, 1999, 2000 and 2001. His first recruit at Tech was Kuchar, who won the 1997 U.S. Amateur Championship and was named the ACC Player of the Year and the Fred Haskins National Player of the Year in 1998. Molder was the Jack Nicklaus Player of the Year in 1998 and in 2001, along with being named the ACC Player of the Year in 1999, 2000 and 2001.

Heppler, a dean's list student at Brigham Young, earned his bachelor's degree in accounting from BYU in 1985, and later received his master's degree in sport management from Massachusetts in 1988. He played golf for one year at Dixie Junior College in St. George before transferring to Brigham Young.

He became a certified public accountant in 1985 and spent one year in the firm of Huber and Associates in Salt Lake City, then began his collegiate coaching career in 1987 as the men and women's golf coach at Amherst. He then spent two years as an administrative assistant at UNLV, becoming the assistant men's golf coach at UNLV in 1989. He spent two years in that role before moving to Oklahoma State in 1991.

"Georgia Tech is a great fit for me," said Heppler. "This is one of the five or six best programs right now if you look around at college golf's successful teams since the '90s. We have a lot of alumni on the PGA Tour, which is great for the school. Young people can see they have a chance to be player of the year or win a national championship here. It's a great school academically, which is a real draw with the general pool of talent out there interested in playing college golf."

Heppler is married to the former Traci Schull of Southbury, Conn., and they have a son, Zakary, and a daughter, Moriah. Heppler is actively involved with Atlanta Alliance for Children and is a member of the Golf Coaches Association of America.

## Heppler Year-by-Year at Tech

Year	All-Americans	All-ACC	Wins	+NCAA	#ACC	#Rank
1996	—	—	—	—	9th	—
1997	1	1	—	—	8th	—
1998	2	2	2	2nd	2nd	—
1999	2	3	3	%28th	Champions	—
2000	4	2	4	^2nd	2nd	1/na
2001	3	2	5	4th	Champions	2/2
2002	5	3	7	+2nd	Champions	1/1
2003	2	2	—	T11th	4th	12/13
2004	3	3	2	T5th	3rd	6/5
2005	3	4	1	2nd	2nd	3/3
2006	3	3	3	%26th	Co-champions	4/5
2007	3	2	1	8th	Co-champions	9/9
2008	1	2	—	I15th	4th	9/8
2009	1	1	1	T10th	Champions	7/10
2010	3	3	2	3rd (QF)	Champions	14/5
2011	3	4	2	2nd (QF)	Champions	2/3
2012	2	3	2	I6th	Champions	8/11
2013	3	2	2	2nd (SF)	4th	8/4
2014	2	3	6	5th (SF)	Champions	2/4
2015	2	2	4	9th	Champions	9/12
2016	—	—	—	I6th	4th	38/42
2017	tba	2	—	I6th	T7th	21/22

+NCAA individual champion (Troy Matteson in 2002)

^Tied after 72 holes, lost playoff

%missed 36- or 54-hole cut at NCAA Championship

Ifinish in NCAA regional, did not advance to finals

(QF, SF, F) finish in NCAA match play

#Final ranking from Golfweek-Sagarin Ratings/Golfstat

## Heppler's Players in the Pro Ranks

Anders Albertson	Web.com Tour	Seth Reeves	MacKenzie Tour
Bo Andrews	SwingThought.com	Ollie Schniederjans	PGA Tour
Roberto Castro	PGA Tour	Kyle Scott	Web.com Tour
John-Tyler Griffin	SwingThought.com	Nicholas Thompson	PGA Tour/Web.com Tour
Chesson Hadley	PGA Tour	Cameron Tringale	PGA Tour
Shun Yat Hak	PGA Tour China	Minghao Wang	PGA Tour China
Paul Haley	Web.com Tour	Matt Weibring	Web.com Tour
Matt Kuchar	PGA Tour	Richy Werenski	PGA Tour
Troy Matteson	Web.com Tour	James White	SwingThought.com Tour
Bryce Molder	PGA Tour	Chan (Song) Wonglukiet	PGA Tour China



## COACHING STAFF

**DREW MCGEE**

**Assistant Coach**  
**2nd year at Tech**  
**Baylor, 2012**

**D**rew McGee, joined the Georgia Tech golf program as assistant coach in July of 2016 after a two-year stint as assistant coach at the University of New Mexico.

McGee, 27, assists head coach Bruce Heppler in the areas of operations, scheduling, recruiting, academics and fund-raising. Jeff Pierce, who spent the 2015-16 year as Heppler's

full-time assistant coach, transitioned into a volunteer coaching role and continues to assist with instruction.

"We're excited for Drew to be part of our program," said Heppler. "Drew was involved in every aspect of the New Mexico program and was successful in their recruiting efforts. He came highly recommended and is highly-regarded by many of the coaches on the West Coast."

During his two years at New Mexico, McGee helped guide the Lobos to three tournament victories, two NCAA regional tournament appearances and a second-place finish in the Mountain West Conference Championship in 2016. Four Lobos won individual tournament titles, while five members of the team made the all-MWC team, and one was named Mountain West Player of the Year. McGee also served as co-director of the Lobo Junior Golf Camps.

"I am very excited to join Coach Heppler and the Georgia Tech golf program," said McGee. "I am also grateful for my time at New Mexico and the chance to work with Coach (Glen) Millican. I believe that my experience there has prepared me well for this tremendous opportunity. Coach Heppler has created a tradition of success both on the course and in the classroom, and I look forward to working with him and the players to build on that success. Georgia Tech is definitely a special place and I am thankful to be here."

Prior to accepting an assistant's position at New Mexico, McGee was head coach of the men's and women's teams at NAIA Northwood College in Cedar Hill, Texas, for the spring of 2014. Northwood's teams broke two scoring records under McGee during his tenure, and the women's team finished 10th in the 2014 NAIA Championships in Lincoln, Neb. That spring, he received the NAIA's Champion of Character Award.

McGee began his coaching career as a volunteer assistant in 2013 at McNeese State.

McGee is a 2012 graduate of Baylor University with a bachelor's degree in business administration and was a three-year letter winner for coach Greg Priest. McGee was a member of the Big XII Commissioner's honor roll.

He was a four-year letterwinner for head coaches Ronnie Jones and Jeff Williamson at Graham (Texas) High School. McGee led the Steers to back-to-back state runner-up finishes in 2005 and 2006 before helping Graham strike gold with a state championship in 2008. McGee was a first-team all-district, all-region and all-state performer his senior year. His sister Anna is a volleyball player at Texas Women's University.

**JEFF PIERCE**

**Volunteer Coach**  
**3rd year at Tech**  
**Morehead State, 2009**

**J**eff Pierce, a veteran professional golf instructor dating back to his college years, moved into a volunteer assistant role for the Georgia Tech golf team in August of 2016 after joining the Yellow Jackets as an assistant coach on October of 2015.

Pierce, 30, continues to assist with golf instruction for the current Tech players, and manages the program's newly-renovated Noonan Golf Facility at the edge of campus and next to Atlantic Station, using the facility to tutor the Yellow Jackets' players and his professional clients, including PGA Tour members Roberto Castro, Brooks Koepka, Derek Fathauer, Si Woo Kim and others.

Pierce came to Tech after serving as the director of instruction at Elk River Golf Club in Banner Elk, N.C., during the summer of 2015 and a three-year tenure as the senior instructor at Butch Harmon Floridian, an elite golf learning center based at The Floridian Resort in Palm City, Fla. Pierce has delivered golf instruction to players at all levels, creating and administering programs in both individual and group situations. He has expertise in the latest instruction technology as well as club fitting and performance.

"Last fall, I made a decision to hire Coach Pierce in an effort to provide some specific skill instruction for our team," said head coach Bruce Heppler. "At that time, he was also working closely with several PGA Tour professionals. With Coach Pierce moving to the volunteer role, he can still be involved in skill instruction with our team and work with players who stay behind when we are competing in tournaments as well as serve his professional clients, some of whom are former Tech players."

Pierce's list of pupils at Butch Harmon Floridian included winners in the PGA Tour, the Web.com Tour, the European Tour and the LPGA Tour. He has traveled 12-15 weeks a year to work directly with players such as former Florida State All-American Brooks Koepka, who finished 24th in the 2015 FedEx Cup standings and won the Waste Management Phoenix Open, and former Louisville All-American Derek Fathauer, who won the 2014 Web.com Tour championship.

"The structure of our staff is new and something we're all excited about," said Pierce. "It will enable us to provide the best instruction possible to our players going forward. Thus blueprint will be something other programs may follow in the future. I've been instructing players at the highest level for a long time, and part of that is developing players. I've been doing the job with guys that have been fresh out of college or late in college. In the college environment, I can have a deeper relationship with our players as we work with them to develop their games."

Prior to working at Butch Harmon Floridian, Pierce was an assistant golf professional at The Virginian Golf Club in Bristol, Va. (March 2011-Oct. 2012), and began his career as an assistant golf professional at Elizabethtown (Ky.) Country Club from 2006-09 while a student-athlete at Morehead State University.

A native of Glasgow, Ky., Pierce earned All-Ohio Valley Conference honors in golf at Morehead State in the 2008-09 academic year. He earned OVC academic honors (3.5-plus GPA) and made the MSU Dean's List all four years at Morehead State, where he studied industrial engineering technology. He played professionally for a year before diving into instruction full-time.



## STUDENT-ATHLETE PROFILES

## JAMES CLARK

Senior • 5-9 • 120 • Columbus, Ga. • Brookstone HS

**Career Notes:** Has been in the Tech lineup for all but three events in his career ... Small of stature but has worked hard to develop himself physically and has gained 30-40 yards off the tee in his three years on campus ... Approaches the greens with shorter clubs, allowed him to be more aggressive ... Putting the best he has in his career ... Worked hard on not compounding a mistake with another trying to make up ... Made the ACC Academic Honor Roll both years at Tech.



**2017 Summer Highlights:** Runner-up at the Southeastern Amateur in his hometown of Columbus, Ga. ... Tied for fifth (69) and advanced out of a U.S. Open local qualifier in Newnan, Ga. ... T-27 at Palmetto Amateur, T-35 at the Dogwood Invitational, T-40 at the Monroe Invitational.

**2016-17:** Strong spring play helped place him on the All-ACC team and the GCAA All-East Region team ... Helped lead a solid run-up to the ACC Tournament for Georgia Tech by finishing T8, 17th and T3 in the Jackets' last three spring regular-season events ... Held a share of the lead during the final round and settled for his best career finish (T3) at the Clemson Invitational ... That surpassed his previous best of T8 at the Seminole Intercollegiate ... Two top-20 finishes this year - T11 at the Carpet Capital and 17th at the Valspar Collegiate ... Posted career-best scoring average of 71.93 (second on the team) and finished with the team's highest individual Golfstat ranking (112) ... Ranked No. 99 in the Golfweek/Sagarin Index ... Played in all 10 team events, including the Cypress Point Classic, in which he won two of his three matches.

**2016 Summer Highlights:** Qualified for the U.S. Amateur with a T-2 finish at Newnan (Ga.) Country Club) ... Top summer finish otherwise was a tie for sixth at the Eastern Amateur ... Finished 17th at the Southeastern Amateur, tied for 30th at the Southern Amateur and tied for 37th at the Dogwood Invitational ... T-4 at U.S. Open local qualifier to be an alternate, but did not advance.

**2015-16:** Played in all 11 events for Tech, posting the team's fourth-best stroke average of 73.77 over 31 rounds ... Earned his only top-10 finish at the Clemson Invitational (T-7) with a 1-over-par score of 217 ... Placed T-12 at the Carpet Capital Collegiate (220, +4), T-29 in the ACC Championship (219, +3) and T-26 in the NCAA Tucson Regional (219, +3) ... Finished T-36 at the DICK'S Sporting Goods Collegiate Challenge Cup (221, +8) ... T-36 at the United States Collegiate Championship at the Golf Club of Georgia (221, +5) ... Remaining finishes all between 41st and 67th.

**2014-15:** Played in seven events as a member of Tech's travel team, nine events altogether ... Best finish was a tie for ninth at the Seminole Intercollegiate (-5) ... Finished 37th or better in five other events, including a T-34 at the ACC Championship where he counted twice for the team ... Tied for 23rd in his collegiate debut at the DICK'S Sporting Goods Collegiate Challenge Cup, and tied for 34th at the Jerry Pate National ... Tied for 25th competing as an individual at the U.S. Collegiate Championship ... Tied for 54th at the NCAA Championship and counted four Tech all four days ... 73.57 average over 28 rounds.

**2014 Amateur Highlights:** Finished third at the Dixie Amateur in Coral Springs, Fla. (-4).

**Junior Golf:** Second-team Rolex Junior All-American in 2012 ... One of the nation's top 50 golfers in the class of 2014 and among the top 100 for all classes ... No. 66 in the Golfweek junior rankings and No. 75 in the Junior Golf Scoreboard for all juniors ... In the class of 2014, he was No. 37 in Golfweek and No. 41 in the Junior Golf Scoreboard ... Earned three top-10 finishes and eight other top-20s in junior events in 2013 ... Runner-up at the Trusted Choice "Big I" National Championship and finished seventh at the North & South Junior at Pinehurst in 2013 ... Won the 2012 Taylor Made-adidas Golf Junior All-Star at Chateau Elan and had two other top-10 finishes in 2012.

**High School:** Member of five consecutive class A state championship teams from 2010 through 2014 at Brookstone High School ... Was the runner up medalist in 2012 and won the individual championship in 2013 and 2014 ... Member of the National Honor Society and the Honor Council ... Honor Roll and Principals List all four years of high school.

**Personal:** Full name is James Clinton Clark ... Son of Jim and Katharine Clark ... Born in Columbus, Ga. ... His father Jim and uncle Will also attended Tech in the 1980s ... Active volunteer for Habitat for Humanity ... Enjoys fishing, hunting, dirt-bike riding and spending time on the lake ... Began playing golf at age 8, and has had two holes-in-one ... Studying business administration.

## TOURNAMENT RESULTS

## 2014-15

Tournament	Rounds	Scores	Par	Rank	W-L
DICK'S Sporting Goods Challenge Cup	3	76-71-72=219	+6	t23rd/60	37-22
Jerry Pate National Intercollegiate	3	75-70-75=220	+10	t34th/60	26-33
United States Collegiate Championship	3	71-75-71=217	+1	t25th/79	54-24
Seminole Intercollegiate	3	69-69-73=211	-5	t19th/90	81-8
Valspar Collegiate Invitational	3	80-75-70=225	+12	t54th/73	19-53
ACC Championship	3	73-77-72=222	+6	t34th/60	26-33
NCAA San Diego Regional	3	77-72-73=222	+6	t29th/75	46-28
NCAA Championship	4	76-75-79-70=300	+12	t54th/156	102-53
SEASON TOTALS	28	2060 Avg. 73.57	+2	-	429-290

## 2015-16

Carpet Capital Collegiate	3	75-72-73=220	+4	t12th/81	69-11
DICK'S Sporting Goods Challenge Cup	3	71-69-81=221	+8	t36th/60	24-35
United States Collegiate Championship	3	71-79-71=221	+5	t36th/90	54-35
Kiawah Classic by Aramark	2	71-77=148	+4	t41st/116	75-40
Amer Ari Invitational	3	73-73-71=217	+1	t52nd/115	63-51
Puerto Rico Classic	3	78-73-71=222	+6	t44th/75	31-43
Valspar Collegiate Invitational	3	78-77-77=232	+19	t67th/83	16-66
Clemson Invitational	3	72-74-71=217	+1	t7th/66	59-6
Princeton Invitational	2	77-74=151	+9	t48th/81	33-47
ACC Championship	3	73-71-75=219	+3	t29th/60	31-28
NCAA Tucson Regional	3	74-72-73=219	+3	t26th/75	49-25
SEASON TOTALS	31	2287 Avg. 73.77	+2	-	504-387

## 2016-17

Carpet Capital Collegiate	3	69-71-70=210	-6	t11th/78	67-10
Mauli Jim Intercollegiate	3	71-72-75=218	+5	t48th/93	45-47
Golf Club of Georgia Collegiate	3	74-71-73=218	+2	t29th/90	61-28
Amer Ari Invitational	3	76-67-69=212	-4	t27th/120	93-26
Puerto Rico Classic	3	81-70-71=222	+6	t40th/75	35-39
Seminole Intercollegiate	3	69-68-71=208	-8	t18th/81	73-7
Valspar Collegiate Invitational	3	77-70-69=216	+3	t17th/78	61-16
Clemson Invitational	3	72-69-73=214	-2	t3rd/70	67-2
ACC Championship	3	77-73-76=226	+10	t37th/60	23-36
NCAA Stanford Regional	3	71-69-74=214	+4	t27th/75	48-26
SEASON TOTALS	30	2158 Avg. 71.93	E	-	573-237

## CAREER STATISTICS

Season	Rounds	Strokes	LoRnd	Par/-	Events	Top1	Top5	Top10	W-L	Pct	Avg
2014-15	28	2060	69	10	9	-	-	1	429-290	.597	73.57
2015-16	31	2287	69	12	11	-	-	1	504-387	.566	73.77
2016-17	30	2158	67	17	10	-	1	2	573-237	.707	71.93
Totals	89	6505	67	39	30	-	1	4	1506-914	.622	73.09



## STUDENT-ATHLETE PROFILES

## JACOB JOINER

Senior • 6-0 • 158 • Leesburg, Ga. (home schooled)

**Career Notes:** Consensus top 50 player in his class and top 100 in all classes ... No. 39 nationally in the class of 2014 and No. 73 among all classes in the Junior Golf Scoreboard ... Also No. 39 in the class of 2014 in the Golfweek junior rankings and No. 81 overall ... Played in 17 career events, winning the 2015 Carpet Capital Collegiate.

**2017 Summer Highlights:** Qualified for the U.S. Amateur by winning medalist honors in Decatur, Ala. (72-69-139), second time he won a qualifier (2014) ... Tied for 14th at Cardinal Amateur, tied for 27th at Palmetto Amateur.

**2016-17:** Cracked the rotation for only two events (both as an individual), tying for 67th at the Golf Club of Georgia Collegiate and 34th at the Seminole Collegiate ... Posted a 73.67 stroke average.

**2016 Summer Highlights:** Played well in local (T-1) and sectional (T-11) qualifiers for the U.S. Open ... Best finish otherwise was a T-28 at the Dogwood Invitational.

**2015-16:** Captured medalist honors at the Carpet Capital Collegiate, his sixth collegiate tournament, by one stroke over a pair of Clemson players ... Opened with a 6-under-par 66, closing with rounds of 74-72 ... Had five other top-20 finishes - T-15 at the United States Collegiate Championship, T-12 at the Kiawah Classic, T-11 at the Puerto Rico Classic, T-12 at the Princeton Invitational and T-17 at the NCAA Tucson Regional ... Started in 10 of Tech's 11 events ... Ranked No. 3 on Tech's team in stroke average (73.68 over 28 rounds) and No. 2 in winning percentage (65.6).

**2014-15:** Started five times overall, twice in the spring with a best finish of T-27 at the Puerto Rico Classic ... Three fall starts produced a T-53 at the Carpet Capital Collegiate, a T-25 at the U.S. Collegiate Championship and a T-17 at the Warrior Princeville Makai Invitational (first career top-20 finish) ... Scored progressively better each round, finishing with a 65 at the Makai Invitational for a 209 total ... 72.93 stroke average over 15 rounds.

**2014 Summer Highlights:** Co-medalist at the U.S. Amateur qualifier in Orlando, Fla. (-5) ... Shot 77-78 in stroke play at the U.S. Amateur and did not advance ... T-11 at the Southeastern Amateur in Columbus, Ga. (-4) and T-10 at the Georgia State Amateur in Macon, Ga.

**Junior Golf:** Second-team Rolex Junior All-American in 2012 ... Earned three top-10 finishes in junior events in 2013, including a victory at the Press Thornton Junior Masters, an event current Yellow Jackets Ollie Schniederjans and Michael Hines also won ... Posted five top-10 finishes in 2012 events, including a fourth-place finish at the PING Invitational and a tie for fifth at the Harvey Penick Junior.

**Personal:** Full name is Jacob Micheal Joiner ... Son of Michael and Christie Joiner ... Born Dec. 28, 1995 in Jacksonville, N.C. ... Two younger brothers, Tyler and David ... Began playing golf seriously about age 10, and has one hole-in-one ... Completed high school studies with nearly a 4.0 GPA ... Majoring in business administration.



## TYLER JOINER

Junior • 5-11 • 165 • Leesburg, Ga. (home schooled)

**Career Notes:** The No. 1-ranked player in the state of Georgia, No. 22 in the class of 2015 and No. 35 overall according to the Junior Golf Scoreboard ... Joins his brother, Jacob, who is a year ahead of him on the current Tech team ... Played in seven events in his Tech career with a 74.86 stroke average in 21 rounds.

**2016-17:** Played in four events, two of those as an individual, posting a 74.33 stroke average in 12 rounds ... high finish was a tie for 25th at the Carpet Capital Collegiate after closing with a career-low round of 64 ... Went 1-2 at the Cypress Point Classic match play event in the fall.

**2015-16:** Played in three events for Tech, two of them as an individual, and has a 65.56 stroke average over nine rounds ... Best finish was a tie for 23rd competing individually at the Clemson Invitational ... Finished T-62 at the Carpet Capital Collegiate to begin the fall. ... Competed as an individual and placed T41st at the United States Collegiate Championship (222, +6).

**2015 Summer Highlights:** Tied for 8th at the Southeastern Amateur in Columbus, Ga. (-7).

**Junior Golf:** Earned three top-5, four top-10 and nine top-20 finishes this year against a schedule ranked 42nd toughest nationally according to the Golfweek/Sagarin junior golf rankings ... Four top-10 finishes in seven national junior events in 2014, and has won four state or regional junior events in the last five years.

**High School:** Home schooled, made As in all his classes.

**Personal:** Full name is Tyler Pace Joiner ... Born June 11, 1997 in Jacksonville, N.C. ... Son of Michael and Christie Joiner ... Older brother Jacob is on the Tech golf team ... Enjoys music and reading ... Majoring in environmental engineering.



## TOURNAMENT RESULTS

<b>2015-16</b>										
Carpet Capital Collegiate	3	80-77-78=235	+19	t62nd/81	19-61					
United States Collegiate Championship	3	71-74-77=222	+6	t41st/90	49-40					
Clemson Invitational	3	75-72-76=223	+7	t23rd/66	43-22					
SEASON TOTALS	9	680 Avg. 75.56	+4		111-123					
<b>2016-17</b>										
Carpet Capital Collegiate	3	76-76-64=216	E	t25th/78	53-24					
Maui Jim Intercollegiate	3	72-70-77=219	+6	t52nd/93	41-51					
Golf Club of Georgia Collegiate	3	75-82-77=234	+18	t82nd/90	8-81					
Puerto Rico Classic Individual	3	68-76-79=223	+10	6th/11	5-5					
SEASON TOTALS	12	892 Avg. 74.33	+3		107-161					

## CAREER STATISTICS

Season	Rounds	Strokes	LoRnd	Par/-	Events	Top5	Top10	Top20	W-L	Pct	Avg
2015-16	9	680	71	2	3	-	-	-	111-123	.474	75.56
2016-17	12	892	64	3	4	-	-	1	107-161	.399	74.33
Totals	21	1572	64	5	7	-	-	1	218-284	.434	74.86

## TOURNAMENT RESULTS

<b>2014-15</b>										
Tournament	Rounds	Scores	Par	Rank	W-L					
Carpet Capital Collegiate	3	78-74-72=224	+8	t53rd/75	22-52					
United States Collegiate Championship	3	74-72-71=217	+1	t25th/79	54-24					
Warrior Princeville Makai Invitational	3	74-70-65=209	-7	t17th/84	67-16					
Puerto Rico Classic	3	70-72-77=219	+3	t27th/84	57-26					
Seminole Intercollegiate	3	77-73-75=225	+9	t67th/90	23-66					
SEASON TOTALS	15	1094 Avg. 72.93	+1		223-184					
<b>2015-16</b>										
Carpet Capital Collegiate	3	66-74-72=212	-4	1st/81	80-0					
DICK'S Sporting Goods Challenge Cup	3	75-76-79=230	+17	t55th/60	5-54					
United States Collegiate Championship	3	70-76-69=215	-1	t15th/90	75-14					
Kiawah Classic by Aramark	2	71-71=142	-2	t12th/116	104-11					
Puerto Rico Classic	3	68-71-74=213	-3	t11th/75	64-10					
Valspar Collegiate Invitational	3	82-78-80=240	+27	t80th/83	3-79					
Clemson Invitational	3	73-76-80=229	+13	t35th/66	31-34					
Princeton Invitational	2	73-70=143	+1	t12th/81	69-11					
ACC Championship	3	71-74-78=223	+7	t39th/60	21-38					
NCAA Tucson Regional	3	78-70-68=216	E	t17th/75	58-16					
SEASON TOTALS	28	2063 Avg. 73.68	+2		510-267					
<b>2016-17</b>										
Golf Club of Georgia Collegiate	3	74-75-76=225	+9	t67th/90	23-66					
Seminole Intercollegiate	3	69-74-74=217	+1	t34th/81	47-33					
SEASON TOTALS	6	442 Avg. 73.67	+2		70-99					

## CAREER STATISTICS

Season	Rounds	Strokes	LoRnd	Par/-	Events	Top1	Top5	Top10	W-L	Pct	Avg
2014-15	15	1094	65	7	5	-	-	-	223-184	.548	72.93
2015-16	28	2063	66	12	10	1	1	1	510-267	.656	73.68
2016-17	6	442	69	1	2	-	-	-	70-99	.414	73.67
Totals	49	3599	65	20	17	1	1	1	803-550	.593	73.45

## STUDENT-ATHLETE PROFILES

## ANDY OGLETREE

Sophomore • 6-1 • 155 • Little Rock, Miss. (Union HS)

**Career Notes:** Strong, long hitter with good athletic ability ... Top-ranked player in the state of Mississippi and No. 11 nationally in his class ... Tech's first golfer from the state of Mississippi ... One of the best drivers ever in the program ... Has the best fundamentals, produces very good shots ... Good putting stroke ... Has major upside, just needs experience in tournament golf on the challenging courses that he sees on the college level.



**2017 Summer Highlights:** Qualified for the U.S. Amateur by tying for third place in his qualifier at Capital City Club-Crabapple Course ... Tied for 15th in stroke play at the U.S. Amateur, but lost his opening round match ... Three top-10 finishes this summer; T-7 at the Monroe Invitational, T-10 at the Dogwood Invitational and T-10 at the Players Amateur.

**2016-17:** Enjoyed a solid freshman year, playing in every event, eight of those as a member of the travel team ... Had four top-20 finishes (T18 at Maui Jim Intercollegiate, T12 at Puerto Rico Classic, T18 at Valspar Collegiate, T17 at NCAA Stanford Regional), and three others close to the top 20 (T22 at Amer Ari Invitational, Clemson Invitational and ACC Championship) ... Best tournament score was 211 (-2 at Maui Jim, -5 at Amer Ari) ... Did not finish lower than 44th with one exception (Golf Club of Georgia) ... Posted a 72.63 stroke average (5th on the team) and was ranked No. 173 by Golfstat (No. 194 in the Golfweek/Sagarin Index).

**2016 Summer Highlights:** Capped off a solid summer with a five-shot victory at the Cardinal Amateur ... Also tied for 13th at the Southeastern Amateur and 36th at the Sage Valley Junior Invitational.

**High School:** Lettered six years in varsity golf at Union High School ... Won class AA state medalist honors five times, and won the 2016 title by 16 strokes ... Earned all-state honors six times from 2011-16 and was named the state player of the year in 2016 ... Led Union to 2016 state team championship and six district titles ... Also played basketball in ninth grade ... Perennial honor roll student.

**Junior Golf:** Ranked No. 25 nationally in all classes and No. 11 in the class of 2016 by the Junior Golf Scoreboard ... Top-ranked junior in his class in the state of Mississippi and No. 2 overall ... In 2015, finished 23rd in the Western Junior, 24th in the Junior Players and 24th in the Foot Joy Junior ... Made it to the quarterfinals of the U.S. Junior Amateur Championship and shot a 65 in a sectional qualifier to reach the U.S. Amateur.

**Personal:** Full name is James Andrew Ogletree ... Born April 3, 1998 in Flowood, Miss. ... Son of Jim and Melissa Ogletree ... Has two younger brothers, Eric and Colin ... Enjoys all sports ... Intends to major in business administration.

## TOURNAMENT RESULTS

2016-17	Tournament	Rounds	Scores	Par	Rank	W-L
	Carpet Capital Collegiate	3	72-77-70=219	+3	138th/78	40-37
	Maui Jim Intercollegiate	3	69-70-72=211	-2	118th/93	75-17
	Golf Club of Georgia Collegiate	3	74-82-77=233	+17	180th/90	10-79
	Amer Ari Invitational	3	72-68-71=211	-5	122nd/120	98-21
	Puerto Rico Classic	3	73-70-72=215	-1	112th/75	63-11
	Seminole Intercollegiate	3	75-72-72=219	+3	144th/81	37-43
	Valspar Collegiate Invitational	3	74-73-70=217	+4	118th/78	60-17
	Clemson Invitational	3	73-71-79=223	+7	122nd/70	48-21
	ACC Championship	3	73-75-72=220	+4	122nd/60	38-21
	NCAA Stanford Regional	3	70-72-69=211	+1	117th/75	58-16
	SEASON TOTALS	30	2179 Avg. 72.63	+1		527-283

## CAREER STATISTICS

Season	Rounds	Strokes	LoRnd	Par/-	Events	Top1	Top5	Top10	W-L	Pct	Avg
2016-17	30	2179	68	16	10	-	-	-	527-283	.651	72.63
Totals	30	2179	68	16	10	-	-	-	527-283	.651	72.63

## MICHAEL PISCIOTTA

Senior • 6-0 • 155 • Alpharetta, Ga. Alpharetta HS/National HS

**Career Notes:** Top-ranked player in the state of Georgia in the class of 2014 according to the Junior Golf Scoreboard, and a consensus top 50 player nationally ... At end of spring 2014, ranked No. 43 among all classes, and 20th in the class of 2014, by the Junior Golf Scoreboard ... Has played in 10 events in his Tech career with a high finish of 31st.



**2017 Summer Highlights:** Tied for second (67) and advanced out of a U.S. Open local qualifier at Stone Mountain, Ga.

**2016-17:** Got into two events, both as a counting member of the team at the Golf Club of Georgia Collegiate (T33) and the Amer Ari Invitational (T104) ... Had a 74.33 stroke average in six rounds.

**2015-16:** Played in five events, including four starts for the team ... Compiled a 76.71 stroke average over 14 rounds ... Finished T-31 at the United States Collegiate Championship and tallied a 219 (+3), his best finish this year ... In two spring events, has a T-59 at the Valspar Collegiate and a T-55 at the Clemson Invitational.

**2014-15:** Two spring starts produced a T-22 at the Puerto Rico Classic (+2) and a T-63 at the Valspar Collegiate ... Competed as an individual in the U.S. Collegiate Championship and tallied a 238 total over three rounds.

**2014 Summer Highlights:** T-29 at the U.S. Amateur qualifier at the Piedmont Driving Club in Atlanta ... T4-9 at the Southeastern Amateur in Columbus, Ga.

**Junior Golf:** Earned six top-10 finishes in junior events over the three years prior to his enrollment at Tech, including a victory at the 2011 AJGA Huntsville Junior ... Has four other top-20 finishes ... Also was recognized for doing charity work, raising money for the Children's Tumor Foundation, when he received the Paul S. Simon Character Award at the 2013 Junior Invitational at Sage Valley Golf Club, one of the nation's premier amateur events.

**High School:** Played two years at Alpharetta High School for coach Kirk Alexander, earning first-team all-state honors in 2012 ... Won individual region title and finished third in the state tournament in 2011.

**Personal:** Full name is Michael Vincent Pisciotta ... Born February 19, 1996 in Atlanta ... Son of Tori and Peg Pisciotta ... Has two sisters, Caitlin, who plays college golf at SMU, and Carolyn, who is studying mechanical engineering at Georgia Tech ... Began playing golf at age 6 and took up the game seriously around age 10 ... Majoring in business administration.

## TOURNAMENT RESULTS

2014-15	Tournament	Rounds	Scores	Par	Rank	W-L
	United States Collegiate Championship	3	77-75-86=238	+22	79th/79	0-78
	Puerto Rico Classic	3	73-70-75=218	+2	122nd/84	62-21
	Valspar Collegiate Invitational	3	80-75-75=230	+17	163rd/73	10-62
	SEASON TOTALS	9	686 Avg. 76.22	+5		72-161
2015-16	Tournament	Rounds	Scores	Par	Rank	W-L
	United States Collegiate Championship	3	72-74-73=219	+3	131st/90	59-30
	Kiawah Classic by Aramark	2	83-78=161	+17	1109th/116	7-108
	Amer Ari Invitational	3	75-77-77=229	+13	1104th/115	11-103
	Valspar Collegiate Invitational	3	77-72-78=227	+14	159th/83	24-58
	Clemson Invitational	3	82-76-80=238	+22	155th/66	11-54
	SEASON TOTALS	14	1074 Avg. 76.71	+5		112-353
2016-17	Tournament	Rounds	Scores	Par	Rank	W-L
	Golf Club of Georgia Collegiate	3	73-73-73=219	+3	133rd/90	57-32
	Amer Ari Invitational	3	74-75-78=227	+11	1104th/120	16-103
	SEASON TOTALS	6	446 Avg. 74.33	+2		73-135

## CAREER STATISTICS

Season	Rounds	Strokes	LoRnd	Par/-	Events	Top1	Top5	Top10	W-L	Pct	Avg
2014-15	9	686	70	1	3	-	-	-	72-161	.309	76.22
2015-16	14	1074	72	1	5	-	-	-	112-353	.241	76.71
2016-17	6	446	73	-	2	-	-	-	73-135	.351	74.33
Totals	29	2206	70	2	10	-	-	-	257-649	.284	76.07



## STUDENT-ATHLETE PROFILES

## CHRIS PETEFISH

Senior • 6-0 • 150 • Danville, Calif. • Scottsdale [Ariz.] Christian Academy

**Career Notes:** One of the nation's top 30 junior golfers and one of the top 15 in the class of 2014 ... Graduated from high school early and enrolled at Georgia Tech in January 2014 ... Did not play that spring, but worked his way into the lineup on a regular basis by the spring of his freshman year ... Has played in 27 events (73.03 stroke average) with four top-10 finishes ... Made the ACC Academic Honor Roll as a freshman and sophomore.



**2017 Summer Highlights:** Qualified for the U.S. Amateur by winning the sectional qualifier in Salix, Pa. ... Had four top-10 finishes in amateur events in the spring and summer ... Won the Azalea Amateur in Charleston, S.C., in early April and tied for seventh at the Terra Cotta Invitational in May ... Tied for second place at the Monroe Invitational in June, and was runner-up at the Porter Cup in July ... Tied for 18th place in stroke play and reached the semifinals of match play at the North & South Amateur ... T-24 at the Sunnehanna Amateur.

**2016-17:** Did not make the travel roster for post-season, but played well in two spring amateur events (see above) ... Played in six events for Tech this year, one as an individual, posting a 73.28 stroke average on 18 rounds ... Tied for ninth at the Maui Jim Intercollegiate, matching a career-best accomplished twice before ... Best finish otherwise was a tie for 27th at the Amer Ari Invitational ... Went 1-2 at the Cypress Point Classic match play event in the fall.

**2016 Summer Highlights:** Tied for 35th at the Sunnehanna Amateur.

**2015-16:** Started all 11 events for Tech, earning a pair of top-10 finishes and compiling a 73.48 stroke average over 31 rounds, second best on the team ... Led Tech with a 7th-place finish at the ACC Championship (212, -4) and tied for 17th at the NCAA Tucson Regional ... Two other top-20 finishes in the spring, T-9 at the Puerto Rico Classic (212, -4) and T-12 at the Princeton Invitational (143, +1) ... Finished T-27 at the Carpet Capital Collegiate and T-28 at the DICK'S Sporting Goods Challenge Cup in the fall ... T-41 at the United States Collegiate Championship ... Played in The Patriot All-American over the holiday break and tied for 11th place in the 84-player field (218, +5).

**2014-15:** Eight spring starts, seven as a counting travel team member ... Tied for ninth at the Seminole Intercollegiate, T-14 at the NCAA Regional, T23 at the ACC Championship, T-27 at the Mason Rudolph Championship and T-32 at the Valspar Collegiate ... Counted all three rounds at the ACC (even-par 216) ... WD for the first 36 holes at the Robert Kepler after being hit in the neck by a stray golf ball, but came back to count for Tech (73) in the final round of the Jackets' 18-shot win ... Started twice in the fall ... Made collegiate debut at the U.S. Collegiate Championship a solid one, closing with a 68 for a 1-over-par total of 217 and a T-25 finish ... T-53 at the NCAA Championship and counted for Tech all four days. ... Third-best stroke average on the team with a 72.38 norm in 29 rounds.

**2014 Summer Highlights:** Tied for fourth place at the Southwestern Amateur in Scottsdale, Ariz. ... T-6 at the North & South Amateur in Pinehurst, N.C. (lost in first round of match play) ... T-34 at The Dogwood at Druid Hills Golf Club in Atlanta.

**High School:** Attended Scottsdale Christian Academy in Phoenix, Ariz, then completed his high school studies at the Venture School ... Lettered two years in golf at Scottsdale Christian, winning the individual title in the Arizona Interscholastic Association DIII State Championship in 2012 and 2013 ... Shot 64-64 in 2013 to set a state record for lowest score and largest margin of victory 914 strokes).

**Junior Golf:** Second-team Rolex All-American by the American Junior Golf Association ... Ranked 24th nationally and 11th in his class by Golfweek magazine at the time of his enrollment ... Was the No. 2 ranked player in Arizona ... Had one victory and six top-10 finishes in junior and high school events from 2011-13.

**Personal:** Full name is Christopher Robert Hutt Petefish ... Born May 31, 1995 in Walnut Creek, Calif. ... Son of Steve and Susan Petefish ... Began playing golf at age 7 ... Majoring in business administration.

## TOURNAMENT RESULTS

2014-15	Tournament	Rounds	Scores	Par	Rank	W-L
	United States Collegiate Championship	3	77-72-68=217	+1	t25th/79	54-24
	Warrior Princeville Makail Invitational	3	70-71-72=213	-3	t29th/84	55-28
	Puerto Rico Classic	3	71-72-70=213	-3	t0th/84	0-0
	Seminole Intercollegiate	3	71-69-71=211	-5	t19th/90	81-8
	Valspar Collegiate Invitational	3	73-73-72=218	+5	t32nd/73	41-31
	Mason Rudolph Championship	3	75-69-78=222	+9	t27th/81	54-26
	ACC Championship	3	73-71-72=216	E	t23rd/60	37-22
	NCAA San Diego Regional	3	72-70-75=217	+1	t14th/75	61-13
	NCAA Championship	4	72-77-73-77=299	+11	53rd/156	103-52
	SEASON TOTALS	29	2099 Avg. 72.38	+1		486-204
	2015-16					
	Carpet Capital Collegiate	3	71-75-80=226	+10	t27th/81	54-26
	DICK'S Sporting Goods Challenge Cup	3	72-73-73=218	+5	t28th/60	32-27
	United States Collegiate Championship	3	76-75-71=222	+6	t41st/90	49-40
	Kiawah Classic by Aramark	2	72-78=150	+5	t53rd/116	63-52
	Amer Ari Invitational	3	77-74-75=226	+10	t92nd/115	23-91
	Puerto Rico Classic	3	71-71-70=212	-4	t19th/75	66-8
	Valspar Collegiate Invitational	3	76-70-78=224	+11	t50th/83	33-49
	Clemson Invitational	3	76-78-75=229	+13	t35th/66	31-34
	Princeton Invitational	2	71-72=143	+1	t12th/81	69-11
	ACC Championship	3	69-74-69=212	-4	t7th/60	53-6
	NCAA Tucson Regional	3	70-75-71=216	E	t17th/75	58-16
	SEASON TOTALS	31	2278 Avg. 73.48	+2		531-360
	2016-17					
	Carpet Capital Collegiate	3	74-77-72=223	+7	t53rd/78	25-52
	Maui Jim Intercollegiate	3	68-67-72=207	-6	t19th/93	84-8
	Golf Club of Georgia Collegiate	3	77-71-75=223	+7	t56th/90	34-55
	Amer Ari Invitational	3	72-70-70=212	-4	t27th/120	93-26
	Puerto Rico Classic	3	73-79-74=226	+10	t52nd/75	23-51
	Clemson Invitational	3	77-76-75=228	+12	t36th/70	34-35
	SEASON TOTALS	18	1319 Avg. 73.28	+1		293-227

## CAREER STATISTICS

Season	Rounds	Strokes	LoRnd	Par/-	Events	Top1	Top5	Top10	W-L	Pct	Avg
2014-15	29	2099	68	17	10	-	-	1	486-204	.704	72.38
2015-16	31	2278	69	12	11	-	-	2	531-360	.596	73.48
2016-17	18	1319	67	7	6	-	-	1	293-227	.563	73.28
Totals	78	5696	67	36	27	-	-	4	1310-791	.624	73.03

## STUDENT-ATHLETE PROFILES

## LUKE SCHNIEDERJANS

Sophomore • 6-1 • 150 • Powder Springs, Ga. (Harrison HS)

**Career Notes:** Came to Georgia Tech ranked No. 51 nationally in the class of 2016 by the Junior Golf Scoreboard when he signed with the Yellow Jackets in the spring of 2016 ... Currently ranked No. 120 in the World Amateur Golf Rankings ... Follows older brother and three-time All-American Ollie Schniederjans into the Tech program ... Very good driver of the ball ... Puts as well as anyone on the team ... Creative around the greens and a very good wedge player ... Has similar confidence and belief in his ability as does Ollie.



**2017 Summer Highlights:** Qualified for the U.S. Amateur by winning the qualifier at Capital City Club-Crabapple Course, missed by one stroke of reaching match play at the U.S. Amateur ... Runner-up by one stroke at the Dogwood Invitational ... Tied for seventh at the Players Amateur and tied for 10th at the Northeast Amateur.

**2016-17:** Made the All-ACC team and the GCAA All-East Region team on the strength of two tournament victories ... Made a splash from the start, winning the Carpet Capital Collegiate (competing as an individual) in his very first collegiate event in the fall (205, -11) ... Added a second victory at the Puerto Rico Classic in the spring (206, -10) ... Earned his third top-5 finish with a T-3 at the Seminole Intercollegiate (205, -11) ... Tech's top finisher at the NCAA Stanford Regional (T-12) ... Finished with Tech's best stroke average at 71.87 in 30 rounds, and is ranked No. 89 nationally in the Golfweek/Sagarin Index (No. 122 in Golfstat) ... Teamed with Tyler Strafaci to win both of their foursomes matches at the Cypress point Classic match play event in the fall.

**2016 Summer Highlights:** Medalist (65-69) at the U.S. Amateur qualifier at Horseshoe Bend Country Club in Atlanta ... Reached the semifinals of match play in the Georgia State Amateur after tying for 11th in stroke play ... Also played well in U.S. Open local (T-4) and sectional (T-11) qualifiers ... Tech's top finisher in the Dogwood Invitational (T-10) ... T-25 at the Terra Cotta Invitational.

**High School/Junior Golf:** All-state performer in Georgia in 2014 and 2015 at Harrison High School for coach Dennis Attaway ... Helped the Hoyas to three class AAAAAA regional titles from 2013 to 2015 and won medalist honors in 2015 ... Graduated from Harrison before his senior season ... On the junior circuit, Schniederjans was ranked No. 110 nationally among all classes, No. 6 in Georgia in his class, having earned four victories in junior events and 18 top-10 finishes overall in the last three years ... In 2016, won the Amelia Island Junior Open in the Hurricane Junior Golf Tour, tied for seventh at the Florida Azalea Amateur and tied for 19th at the Puerto Rico Junior Open, an American Junior Golf Association event.

**Personal:** Full name is Luke Charles Schniederjans ... Born June 12, 1998 in Atlanta ... Son of Oliver and Linda Schniederjans ... Older brother Ollie was a first-team All-American and Atlantic Coast Conference Player of the Year in 2014 and 2015 ... Older brother Ben is a pitcher on the Yellow Jackets' baseball team, currently sidelined after undergoing elbow surgery ... Began playing golf full-time around age 12 ... Enjoys all sports, golf history and movies ... Majoring in business administration.

## TOURNAMENT RESULTS

2016-17	Tournament	Rounds	Scores	Par	Rank	W-L
	Carpet Capital Collegiate	3	69-66-70=205	-11	1st/78	77-0
	Maui Jim Intercollegiate	3	69-67-72=208	-5	113th/93	80-12
	Golf Club of Georgia Collegiate	3	75-71-75=221	+5	143rd/90	47-42
	Amer Ari Invitational	3	73-73-76=222	+6	181st/120	39-80
	Puerto Rico Classic	3	68-73-65=206	-10	1st/75	74-0
	Seminole Intercollegiate	3	66-71-68=205	-11	3rd/81	78-2
	Valspar Collegiate Invitational	3	78-69-76=223	+10	146th/78	32-45
	Clemson Invitational	3	75-74-76=225	+9	128th/70	42-27
	ACC Championship	3	77-74-80=231	+15	50th/60	10-49
	NCAA Stanford Regional	3	66-72-72=210	E	112th/75	63-11
	SEASON TOTALS	30	2156 Avg. 71.87	E		542-268

## CAREER STATISTICS

Season	Rounds	Strokes	LoRnd	Par/-	Events	Top1	Top5	Top10	W-L	Pct	Avg
2016-17	30	2156	62	13	10	2	3	3	542-268	.669	71.87
Totals	30	2156	62	13	10	2	3	3	542-268	.669	71.87

## TYLER STRAFACI

Sophomore • 6-1 • 170 • Davie, Fla. (American Heritage)

**Career Notes:** One of the nation's top-ranked juniors in the class of 2016 who led his high school team to a pair of state titles and comes to Tech on the heels of an excellent amateur schedule in 2016 ... Top-ranked player from the state of Florida ... Named one of the top 15 freshmen to watch by Golfweek magazine ... Much stronger through work in the gym since his arrival on campus, gained 25-30 yards off the tee ... Improve length has allowed him to be more aggressive ... High IQ for playing the game, has good strategy for playing the course as well as how he practices, well above most freshmen.



**2017 Summer Highlights:** Reached the round of 32 at the U.S. Amateur, defeating Matthew Wolff of Oklahoma State, 3 and 2, before falling to Mark Lawrence of Virginia Tech, 1-up ... Tied for 35th to advance out of stroke play ... Won his sectional qualifier for the U.S. Amateur in Miami Beach (67-66) ... Tied for seventh place at the Monroe Invitational ... Tied for 12th place in stroke play and reached the semifinals of match play at the North & South Amateur ... Tied for fifth at the Trans-Mississippi Championship ... Competed in the U.S. Junior Amateur and lost a 10-for-1 playoff for the final spot in match play.

**2016-17:** Played in only one stroke-play event in the fall but became a solid member of Tech's starting five in the spring, winning the Valspar Collegiate (211, -2) and tying for 18th at the Seminole Intercollegiate ... Did not finish below 48th in any tournament ... Third on the Tech team with a 72.54 stroke average, and was ranked No. 142 nationally in the Golfstat rankings (No. 155 in Golfweek/Sagarin Index) ... Teamed with Luke Schniederjans to win both of their foursomes matches at the Cypress point Classic match play event in the fall.

**2016 Summer Highlights:** Busy and excellent amateur schedule, beginning with a fifth-place finish at the Terra Cotta Invitational and a tie for 30th at the Sage Valley Junior Invitational ... Also tied for 27th at the Monroe Invitational.

**High School:** Played six years of varsity golf at American Heritage School in Plantation, Fla., for coach Brandt Moser ... Team captain as a junior and senior ... Won the individual state championship in 2015 and helped his team to state titles in 2012 and 2014 and runner-up finishes in 2013 and 2015 ... Made the all-county team from 2012-15 and was named county golfer of the year in 2015 ... Set a county record for consecutive 18-hole rounds under par (7) in 2015 ... National Honor Society member who graduated with highest honors.

**Junior Golf:** An honorable-mention Rolex Junior All-American in 2015 by the American Junior Golf Association ... Ranked as high as No. 24 nationally, No. 4 in the class of 2016 by the AJGA ... Ranked as high as No. 7 overall by the Golfweek/Sagarin index and 19th by the Junior Golf Scoreboard ... Top-ranked player in Florida in all three services ... Logged a pair of victories, another top-5 finish, seven top-10s and 11 top-20s out of 14 junior events in 2015 ... Captured victories in sectional qualifying tournaments for the U.S. Amateur and U.S. Junior Amateur, and reached the round of 32 in match play at the U.S. Junior Amateur.

**Personal:** Full name is Tyler Edwin Strafaci ... Born July 23, 1998 in Miami, Fla. ... Son of Frank and Jill Strafaci ... One older brother, Trent ... Frank played collegiate golf at Miami Dade North Junior College (1975-76) and the University of Florida (1976) ... Jill was a four-year golf letterwinner at Florida (1975-79) ... Grandfather, also named Frank, was a highly-ranked amateur golfer during the 1930s, '40s and '50s ... Introduced to golf at age 6 ... Enjoys fishing in the Florida Keys, basketball and movies ... Majoring in business administration.

## TOURNAMENT RESULTS

2016-17	Tournament	Rounds	Scores	Par	Rank	W-L
	Golf Club of Georgia Collegiate	3	75-73-73=221	+5	143rd/90	47-42
	Amer Ari Invitational	3	69-70-69=208	-8	113th/120	107-12
	Puerto Rico Classic	3	80-71-73=224	+8	148th/75	27-47
	Seminole Intercollegiate	3	70-70-71=211	-5	118th/81	63-17
	Valspar Collegiate Invitational	3	73-69-69=211	-2	1st/78	77-0
	Clemson Invitational	3	81-71-75=227	+11	131st/70	39-30
	ACC Championship	3	69-79-77=225	+9	134th/60	26-33
	NCAA Stanford Regional	3	70-70-74=214	+4	127th/75	48-26
	SEASON TOTALS	24	1741 Avg. 72.54	+1		434-207

## CAREER STATISTICS

Season	Rounds	Strokes	LoRnd	Par/-	Events	Top1	Top5	Top10	W-L	Pct	Avg
2016-17	24	1741	69	13	8	1	1	1	434-207	.677	72.54
Totals	24	1741	69	13	8	1	1	1	434-207	.677	72.54



## NEWCOMER PROFILES

### WILL DICKSON

**Freshman • 6-3 • 185 • Providence, R.I. (Moses Brown)**

**Career Notes:** The No. 2 junior player in the state of Rhode Island, ranked No. 72 nationally in the class of 2017 by the Junior Golf Scoreboard ... Committed to Tech early in the recruiting process ... Prior to summer of 2016, spent time working at a caddie camp to network and work on his game ... Physically ready for college golf according to Coach Bruce Heppler.

**Junior Golf:** A qualifier for the U.S. Amateur in August and the U.S. Junior Amateur in July of 2016 ... Advanced to the Round of 16 in the 2014 U.S. Junior Amateur, losing to eventual champion Will Zalatoris ... Also finished seventh at the 2016 Junior Orange Bowl International Championship ... Won the 2012 Rhode Island Junior Amateur at age 13.

**High School:** Attended Moses Brown High School in Providence, where he won four consecutive state high school championships in 2014, 2015, 2016 and 2017, becoming the first Rhode Island golfer to accomplish that feat ... Led Moses Brown to three state team titles (2014, 2015, 2016) under coach Ransom Griffin ... Earned all-state honors by the Providence Journal all four years of high school ... Also swam freestyle and backstroke events for three seasons on the Moses Brown HS team.

**Personal:** Full name is Will Greene Dickson ... Born October 29, 1998 in Providence ... Son of John and Camille Dickson ... Has an older brother, Jim, and an older sister, Sara, who played college golf at Methodist University ... Began playing golf at age 3 ... Enjoys swimming and caddying ... Plans to study business administration with the aim of becoming a financial advisor.



### ANTON SERAFINI

**Sophomore • 6-1 • 160 • Lake Mary, Fla. (Lake Mary Prep)**

**Career Notes:** One of Florida's top prep golfers, graduated early from high school and enrolled at Georgia Tech in January, 2015, for the spring semester ... Has not yet seen action.

**2016 Summer Highlights:** Tied for 21st at the Eastern Amateur in Portsmouth, Va.

**Junior Golf:** Ranked 12th among junior golfers in the state of Florida ... Competed in the U.S. Junior Amateur Championship for the second time in July of 2016 (Ooltewah, Tenn.) ... Also tied for ninth place in stroke play and made the round of 16 in the 2014 U.S. Junior ... Posted nine top-10 finishes in junior tournaments over the last three years prior to enrolling at Tech, including three top-5 finishes in the Florida Boys Junior Championship ... Ranked No. 147 nationally in the Junior Golf Scoreboard and No. 167 in the Golfweek/Sagarin junior ratings.

**High School:** Lettered four years in golf for coaches Steve Ira and Bobby Hayes, helping Lake Mary with two state championships (2013, 2015), four regional titles (2012, 2013, 2014, 2015) and four district crowns (2012, 2013, 2014, 2015) ... Made the All-Central Florida boys team three times (2013, 2014, 2015) ... Graduated early from Lake Mary Prep with a 4.0 grade-point average.

**Personal:** Full name is Anton Nicolas Serafini ... Born August 1, 1998 ... Son of Anton and Lourdes Serafini ... Middle of three children ... Older sister Gabriella currently attends Georgia Tech ... Enjoys basketball, reading and fishing ... Majoring in industrial engineering.



### NOAH NORTON

**Freshman • 6-0 • 165 • Chico, Calif. (Pleasant Valley)**

**Career Notes:** The No. 6 player in the class of 2017, No. 11 among players in all classes, according to the Junior Golf Scoreboard ... Second-team Rolex Junior All-American by the American Junior Golf Association ... Comes to Tech on the heels of a standout summer, including an appearance in the U.S. Amateur at Riviera Country Club ... Ranked No. 140 in the World Amateur Golf Rankings.

**2017 Summer Highlights:** Won two matches at the U.S. Amateur before losing to No. 42 Theo Humphrey in the round of 16 ... Advanced to match play with a T-35 finish in stroke play ... Qualified for the U.S. Amateur by tying for second place and grabbing one of three spots available at Sunnyside, Calif. ... Advanced to match play (T-53) at the U.S. Junior Amateur and won his first-round match against the defending champion Min Woo Lee of Australia before falling in the round of 32 ... Advanced all the way to the finals of the California Amateur where he lost 1-up in the championship match, tied for 25th place in stroke play.

**Junior Golf:** Made the field for the 2016 and 2017 U.S. Junior Amateur Championships ... Shared medalist honors with 66-70--136 at the Fresno, Calif., sectional qualifier in 2016 ... Also shot a 67 in the U.S. Open local qualifying at Pasatiempo Golf Club in Santa Cruz to advance to sectional play ... Captured the Chico City Championship in 2014 and 2016 ... Scored a 3-shot win at the 2016 AJGA Ping Invitational at Karsten Creek Golf Club in Oklahoma, an event which featured the top 50 ranked junior golfers in the world ... Runner-up at the 2017 AJGA Thunderbird Invitational.

**High School:** Attended Pleasant Valley High School, which won the NSCIF Championship in 2016 and 2017 under coach Dave Crawford ... Qualified as an individual for the California State Championship all four years, finishing 16th in 2014, fourth in 2015, 12th in 2016 and runner-up in 2017, and was his school's division champion all four years, and sectional champion three years ... Made the All-USA Boys Golf second team in 2017 ... Graduated with a perfect 4.0 GPA.

**Personal:** Full name is Noah Riley Norton ... Born May 27, 1999 in Chico ... Son of Frank and Jeannie Norton ... Has an older sister, Ciena, 21 ... Began playing golf at age 5 with clubs given to him by his grandfather ... Enjoys working out, table tennis and basketball ... Plans to study business administration.



### BEN SMITH

**Freshman • 6-0 • 165 • Novi, Mich. (Detroit Catholic Central)**

**Career Notes:** One of the top junior players in the state of Michigan who qualified for the U.S. Amateur prior to his senior year of high school ... Ranked as high as 158th overall, 99th in the class of 2017, and No. 2 in the state of Michigan according to the Junior Golf Scoreboard.

**2017 Summer Highlights:** Won the Michigan Junior State Amateur for the second year in a row, topping Eric Nunn, 2 and 1, at Eagle Eye Golf Club in Bath ... Became the third golfer in state history to win the junior championship on consecutive years, and the first since match play was instituted in 2000.

**Junior Golf:** Qualified for 2016 U.S. Amateur at Oakland Hills in Michigan by finishing second in his sectional ... Earned five top-10 finishes in 12 events in 2016 and was ranked at one time among the top 50 junior in the country by the American Junior Golf Association ... Among his victories as a junior player were the 2016 Michigan Junior Amateur, the 2015 AJGA Philadelphia Runner Junior at Saucon Valley and the 2013 Michigan Optimist International.

**High School:** Lettered four years and served as team captain two years for coach Mike Anderson at Detroit Catholic Central ... Helped lead DCC to a pair of state championships in 2015 and 2016, finishing in the top five individually both times, as well as regional and district titles in 2014 and 2016 and a conference crown in 2017 ... Made the All-State Super Team three times (2015, 2016, 2017) ... Four-year honor roll student.

**Personal:** Full name is Benjamin T. Smith ... Born October 3, 1999 in Ann Arbor, Mich. ... Son of David and Wendy Smith ... Family also lived in Ypsilanti, Mich. ... Has an older sister, Jen ... Began playing golf at age 5 ... Enjoys playing table tennis, video games and basketball ... Plans to study business administration.



# ADMINISTRATION



## DR. G.P. "BUD" PETERSON

President

**G**.P. "Bud" Peterson was appointed as the 11th president of Georgia Tech on April 1, 2009. Under his leadership, Georgia Tech has developed and begun the implementation of a 25-year strategic plan, exceeded the \$1.5 billion goal for Campaign Georgia Tech by 20 percent, grown innovative collaborations and strategic partnerships, expanded the campus infrastructure, attracted startups and established companies to Tech Square, and increased national and global visibility. Notably in that time, applications have tripled, and enrollment has increased by 23 percent.

Peterson came to Georgia Tech from the University of Colorado at Boulder, where he served as chancellor. Prior to that, he served as provost at Rensselaer Polytechnic Institute in New York, and for 19 years on the faculty and in leadership positions at Texas A&M University. He has worked for NASA and the National Science Foundation (NSF).

Throughout his career, Peterson has played an active role in helping establish the national education and research agendas, serving on many industry, government, and academic task forces and committees. He has served on a number of national accreditation agencies, with a focus on improving and assessing outcomes for higher education. He also has served on congressional task forces, research councils, and advisory boards, including the Office of Naval Research, the National Aeronautics and Space Administration, the Department of Energy, the National Research Council, and the National Academy of Engineering.

A distinguished scientist, he was appointed in 2008 by President George W. Bush, and again in 2014 by President Barack Obama, as a member of the National Science Board, which oversees the NSF and advises the U.S. president and Congress on national policy related to science and engineering research and education. In 2010, he was named by U.S. Secretary of Commerce Gary Locke as a member of the National Advisory Council on Innovation and Entrepreneurship. President Obama appointed him to the Advanced Manufacturing Partnership (AMP) steering committee in 2011, and to the AMP 2.0 steering committee in 2013. He is a member of the board of directors of the Association of American Universities. In August 2016, he became chair of the NCAA Board of Governors, the NCAA's highest governing body.

Peterson, a fellow of both the American Society of Mechanical Engineers (ASME) and the American Institute of Aeronautics and Astronautics (AIAA), received the AIAA Distinguished Service Award in 2011. His research has focused on phase change heat transfer in both the cooling of electronic devices and spacecraft thermal control. He is widely published, authoring or co-authoring 16 books or book chapters, 210 refereed journal articles, and more than 170 conference publications. He also holds a total of 13 patents, with one pending.

Peterson earned a bachelor's degree in mechanical engineering, a second bachelor's degree in mathematics, and a master's degree in engineering, all from Kansas State University. While at Kansas State, he lettered three years as a tight end/wide receiver for the Wildcats. He earned a Ph.D. in mechanical engineering from Texas A&M University. He and his wife, Val, have four adult children, two of whom are Georgia Tech alumni.



## TODD STANSBURY

Director of Athletics

**G**orgia Institute of Technology introduced former Tech football player Todd Stansbury as the Institute's ninth director of athletics on Sept. 22, 2016.

Since officially arriving back on The Flats on Nov. 28, 2016, Stansbury has identified four strategic priorities for Georgia Tech athletics:

- define the GT athletics brand;
- establish the internal culture;
- align the internal structure;
- generate new revenue.

To assist in achieving his strategic goals, Stansbury established two new offices within the athletics department — the office of brand and ideation, which works to identify and tell the story of the Yellow Jackets' brand, and the office of innovation, which oversees Georgia Tech's efforts to build on its status as college athletics' leader in innovation, particularly through collaboration and partnerships within the Institute and innovation hubs throughout Atlanta.

He has also enlisted the help of prominent former Georgia Tech student-athletes that are now leaders in their fields. Examples include Stansbury's former teammate Sam Bracken, a New York Times best-selling author and renowned executive coach that has worked with Stansbury and the athletics department to establish a strong internal culture and identify strategic priorities, and volleyball alum Jaime Weston, the National Football League's senior vice president for marketing, creative and branding who is assisting with the Jackets' brand-identification efforts.

Prior to his return to Georgia Tech in 2016, Stansbury served as Oregon State's athletic director since June 2015, which followed a nine-year stint as the university's executive associate athletic director (2003-12). During his time at Oregon State, Stansbury was part of a senior management team that raised \$150 million for a football stadium expansion, in addition to fundraising for the construction of a sports performing center. He also was part of a team that established several career development initiatives for student-athletes.

Stansbury's resume also includes roles as athletic director at the University of Central Florida (2012-15) and East Tennessee State University (2000-03). He was Georgia Tech's assistant athletic director for academics from 1988-1995 under legendary A.D. Homer Rice.

Stansbury grew up in Canada. When he was 10 years old and on vacation with his family in Florida, he befriended several Georgia Tech football players staying at the same hotel. During the drive back home to Ontario, his family stopped on campus to see a practice. That's when Stansbury knew he wanted to play football on The Flats.

The dream came true and he earned varsity letters while at Georgia Tech from 1980-84 as a middle linebacker and on special teams for head coach Bill Curry. He was selected in the third round of the Canadian Football League draft by the Saskatchewan Roughriders in 1984.

As the ninth director of athletics in Georgia Tech history, he follows in the footsteps of storied names such as Rice, John Heisman and Bobby Dodd. He was hired following a national search that began in August 2016 when Mike Bobinski accepted the athletics director position at Purdue University. A nine-member search committee led by Georgia Tech Foundation President Al Trujillo identified candidates. The search process was assisted by Turnkey Search.


"Todd Stansbury is committed to athletes' success both on and off the field," Georgia Tech president Dr. G.P. "Bud" Peterson said at the time of Stansbury's hire. "His global perspective and leadership experience in athletics and development, combined with a lifelong passion for Georgia Tech, make him the ideal candidate. I believe this is one of those rare golden moments in life where opportunity meets ambition. We welcome him home."

"I am honored and humbled to have the opportunity to return to Georgia Tech, a place that has played such a large role in my life and the place responsible for opening up a world to me that I didn't even know existed," Stansbury said. "I am thankful to President Peterson and the selection committee for providing me this opportunity."

Stansbury and his wife, Karen, who were married inside Georgia Tech's Arthur B. Edge Intercollegiate Athletics Center, reside in Atlanta. After they were married in 1995, the couple traveled the world for 18 months before returning to the United States.



## ADMINISTRATION

**Mark Rountree**  
*Deputy Director of Athletics***Ayo Taylor-Dixon**  
*Senior Associate AD  
External Operations***Jack Thompson**  
*Senior Associate AD  
Development***Joeleen Akin**  
*Associate AD/  
Student-Athlete Development/  
SWA***Shoshanna Engel**  
*Associate AD  
Compliance***Derek Grice**  
*Associate AD  
Facilities, Operations and Events***Jim Hall**  
*Associate VP/Associate AD  
Development***Jeff Keisler**  
*Associate AD  
Annual Giving and Engagement***Phyllis LaBaw**  
*Associate AD  
Student Services***Marvin Lewis**  
*Associate AD  
Finance and Administration***Doug Allvine**  
*Assistant AD / Innovation***Andy Blanton**  
*Assistant AD /  
Video and Broadcast Services*

## DR. CHARLES L. ISBELL, JR.

## Faculty Athletics Representative

**C**harles Isbell, senior associate dean and professor in the College of Computing, was named faculty athletics representative (FAR) to the Georgia Tech Athletic Association on June 6, 2017.

The FAR serves as the liaison between the Institute and the Athletic Association on issues regarding rules compliance, developments at the National Collegiate Athletic Association (NCAA), and activities related to Atlantic Coast Conference (ACC) membership.

"Charles is an engaged leader and innovator at Georgia Tech in numerous areas, and we are very fortunate that he has agreed to add the role as the Institute's new faculty athletics representative to his responsibilities," said Peterson. "On behalf of all of Georgia Tech, I would also like to thank Reggie DesRoches for serving us so well as our FAR for the past three years."

Isbell has been a faculty member at Georgia Tech since 2002, but first came to Tech as a student to earn his bachelor's degree in computer science. He also holds a Ph.D. in computer science from the Massachusetts Institute of Technology.

His first institutional service role at Tech was with the Institute Undergraduate Curriculum Committee, where he worked with student-athletes returning to finish their degrees.

"Since the very beginning of being here as a faculty member, I've been interested in the way student-athletes interact with the rest of the institution," he said.

Isbell hopes to continue events that DesRoches organized to facilitate faculty and student-athlete interaction. He also hopes to serve as a bridge for faculty members to pursue more research endeavors with the Athletic Association.

"I can't tell you the number of conversations I've had with faculty members who have been interested in working with athletics, but weren't sure how to go about doing it," he said. "I'm going to put energy into making those connections."

For Isbell, understanding the experience of student-athletes is paramount to success in higher education. Athletic achievements can elevate a university's profile to prospective students, and student-athletes' relationship to the university is one that can be used as a model for the broader campus community.

"Anyone interested in higher education and how it has to grow and change has to understand how Division I athletics works at a university," he said. "As higher education changes, we have to think of ourselves more as a community and consider what lets people build connections and keep coming back. It's going to have to happen with all students, faculty, and staff, and athletics can be an example of how to do that well."

While Isbell is a fan and frequent attendee of Georgia Tech athletic events, his support for student-athletes extends beyond the stands.

"I want the student-athletes to know I am here for them, and I intend to talk with them and be a resource for them," he said. "I want them to know that and believe it, and know that I take it very seriously."

Isbell's research focuses on statistical machine learning and interactive artificial intelligence. He teaches several courses both to on-campus students and to students around the world in Tech's Online Master of Science in Computer Science program. His three-year term as FAR began on July 1, 2017.

**Chris Breen**  
*Assistant AD  
Student Services***Mike Flynn**  
*Assistant AD / Communica-  
tions and Public Relations***Lance Markos**  
*Assistant AD / Compliance*

## ***HISTORY AND RECORDS***

---

Noonan Practice Facility	22
Dellinger Golf Center	23
Golf Club of Georgia Collegiate	24
Carpet Capital Collegiate	25
Georgia Tech All-Americans	26
National Honors	27
National Champions	28
All-Conference Honors	29
Professional and Amateur Champions	30
Yellow Jackets in International Competition	31
Georgia Tech Team Awards / Hall of Fame	32
Georgia Tech Coaching History	33
Georgia Tech All-Time Greats	34-47
All-Time Tournament Champions	48
All-Time Letterwinners	49
Individual and Team Records	50-51
ACC Championship Summaries	52-53
NCAA Championship Summaries	54-56
Team History At-A-Glance	57
Year-by-Year Results (since 1947)	58-63
Georgia Tech Head-to-Head under Bruce Heppler	64-65



# NOONAN PRACTICE FACILITY

A new era in the Georgia Tech golf program began on February 17, 2017 with the grand opening of the Noonan Golf Facility, a 13-acre complex on the edge of the Tech campus in midtown Atlanta where the Yellow Jackets can practice and work on every part of their games on a daily basis.

Every step of the way, two people have stood at the forefront of fundraising: Kim P. Noonan, IM 1983, and Thomas E. Noonan, ME 1983. Their leadership has been integral to the success of the project to date. They, along with countless other generous donors and volunteers, have continued to reach out to individuals, foundations, and corporations in helping to ensure that the overall philanthropic goal for the project is met, and that Georgia Tech's golf team will enjoy and make the most of the significant benefits that come with having a first-rate practice facility near the Tech campus.

"There is no doubting the importance of having a quality practice site near campus," said head coach Bruce Heppler. "We cannot thank our alumni and friends enough for supporting Georgia Tech golf, or put into words how much their association with the program means to us."

The story of this facility's birth is long, but the story here is about these Jackets and how they may benefit not only from the ability to hit balls from garages in the dead of winter, but having a facility where they can practice every shot imaginable practically in their back yard.

There are seven greens, shaped bunkers and approaches, all built with golf architect Tom Fazio's firm at the helm and former players like Matt Kuchar, Roberto Castro, Kris Mikkelsen and Carlton Forrester and others advising. The East end of the property, named for alumnus David Dorman, is designed for work on every short-game situation imaginable. Routing has been designed into the entire property for a par-3 competition course, named for alumni Linda and Ray Helton.

Add the fact that one of the world's top teaching pros is splitting time between working with professional golfers in south Florida, North Carolina and the new facility, and Tech has a gold mine.

Beyond the clubhouse, named for Stewart and Lisa Cink, which includes lockers, showers, a kitchen area, a washer and a dryer, a refrigerator, microwave, and large television screens everywhere, there is the business of technology.

Inside the Kuchar Teaching Center, which includes three hitting bays, one of which is can be set up specifically for putting work, players and coaches have the ability to study their shots on video and with devices that monitor club head speed, weight on front foot vs. back foot, on toes vs. heels, club angle, ball velocity, and more.

"I think you can hit more individual shots here that you would see on a course," said junior Chris Petefish. "Before, it was just more of a wide-open piece of land of grass and range. Now, we have a lot more greens that you can hit more kinds of shots into and see how the ball reacts, and have competition with each other."

Beyond the par-3 options, players can work on everything.

Volunteer coach Jeff Pierce, a professional instructor, volunteers time to the Tech program in exchange for being allowed to use the facility and all the new video and technology equipment that he helped Heppler order to work with multiple PGA professionals, as well as the Jackets.

It's all about how they can practice any and every shot to goals designed by professionals -- and Tech graduates -- Kuchar, Cink, Castro and the Tom Fazio design group.

Former players Mikkelsen and Forrester also had a lot to do with the design, right down to the nuances of the false front on one of the practice greens.

The contributions of former Tech golfers are huge in this. Tech people give back.

"It came out even better than we ever expected," said Castro. "Matt Kuchar and Kris Mikkelsen and I have hit balls out here, and just the different shots that you can hit ... it might be the best practice facility in the Southeast."

Forrester believes that Tech's new practice facility will help recruiting.

"Oh, I think so," he said. "I think you'll see ... it was a piece of land with a couple holes on it, but now you've got this clubhouse and just a spectacular facility that's going to attract alumni, players and ... I think for a college golfer, this is just a spectacular asset."

Castro, a PGA Tour professional who lives close to campus, said he'll make the new facility his second home, especially since his coach -- Pierce -- is on hand.

"I left my house at 8:30, and at 8:35 I'm here and I got a full morning of work in with him. It's a game changer," Castro said. "It's top-to-bottom. I'll continue to use it, hopefully, and it's a huge asset to anyone playing professionally."

"I still live in town, and if you spend a day here you're not going to leave this facility and say, 'Well, if I had been at East Lake, or Golf Club of Georgia, I could've gotten X, Y or Z. It's amazing.'"

This remarkable, one-of-a-kind set-up would not have been possible without Heppler or the dozens of donors whom he marshalled for the \$16 million project between 14th and 16th Streets in Midtown Atlanta. This is a multi-decade project, spanning four athletic directors.

The go-ahead came from Tech president G.P. "Bud" Peterson in the fall of 2014 after many months of collaborating with philanthropic partners to secure the financial resources needed to initiate the first phase of the project to renovate the existing site. The property, which has served as the Yellow Jackets practice site for several years, was purchased in 2015 by the Georgia Tech Athletic Association, which then embarked on an ambitious plan to re-develop the site into one of the top practice facilities in college golf.

"Georgia Tech's golf team has a tradition of excellence, both athletically and academically," said Peterson. "Through ongoing support, we're taking bold and decisive steps to provide a state-of-the-art practice facility immediately adjacent to campus. This exciting and transformative project has the potential to make a dramatic impact on student-athletes' experience while at Tech, and on our ability to continue the successful recruitment of the best golfers in the nation."

The golf program at Georgia Tech has set a high standard -- winning 16 Atlantic Coast



Conference championships, producing talented professional golfers, and maintaining a Dean's List cumulative GPA among players and achieving a perfect score every year in the NCAA Academic Progress Index.

As Cink (MGT 1995) put it, "In an effort to recruit the best possible student-athletes, a program must provide outstanding facilities. The proximity of the practice facility to campus is a tremendous asset."

## THE 411

### Thirteen acres in midtown Atlanta Stewart and Lisa Cink Clubhouse

- Living Room
- Locker Room
- Kitchen
- Storage room

### Kuchar Learning Center with Hitting Bays

- Three bays to hit out to range
- Each equipped with cameras, V1 software, and Trackman
- One bay set up with SAM Putt Lab

### Seven Greens

- 4-acre short game area includes 6,000 square-foot putting green, a 4,000 square-foot chipping green and a specially designed wedge green
- 4 additional greens used for par 3 course, chipping, putting, or full shots

### Six Tee boxes

- Used for par-3 course or additional wedge/iron targets

### Range Tee

- Located just in front of club house and hitting bays
- Provides largest area for range practice

### Driver Tee

- Fairway up to 340 yards
- Defined by several bunkers and different grass types

### Five Greenside Bunkers

- Can also be used as fairway bunkers

### Three different types of fairway grasses used

- Zoysia
- 419 bermuda
- Tift grand bermuda

### Nine-Hole Par-3 Course routing

- Shots ranging from 75 yards to 225 yards





## DELLINGER GOLF CENTER

The Dellinger Golf Center, housed on the ground level of the North stands of Bobby Dodd Stadium, was originally dedicated on Oct. 13, 1990, and reopened after renovation and expansion of the North end zone in the fall of 2003. It was named for Tech golf enthusiast James Dellinger, and is the perfect spot for studying, relaxing, watching television, playing pool and table tennis or browsing the internet. It is also a glorious reminder of Georgia Tech's great golf tradition.

The Dellinger Center houses a lounge with a large-screen television and audio/visual system, video game console and comfortable couches for the enjoyment of Tech's golfers. Additionally, there are offices for the Tech coaching staff and a golf club-style locker room. The center also includes a study hall with computer stations with internet access, along with a recreation room that includes table tennis, shuffleboard and billiards as well as exercise equipment.

The carpeted lounge area is named for Charles R. Brown, the catalyst responsible for the modern success of Tech golf.

On the walls, you'll find portraits of each of Tech's All-America golfers, from Watts Gunn in 1927 to the most recent All-Americans Anders Albertson and Ollie Schniederjans, plus photos of Tech championship teams and memorabilia of alumni accomplishments in professional golf.

On display in trophy cases is memorabilia from the days of Watts Gunn, Bobby Jones and Charlie Yates. Encased in the center are Tech's National Player of the Year trophies honoring David Duval, Stewart Cink, Matt Kuchar and Bryce Molder. Also on display are Tech's NCAA Regional individual championship trophies, and all 16 ACC championship trophies. Prominent displays of Tech's GCAA All-America honorees are in both the locker room and television lounge.

Tech's three team trophies, the Robert Tyre Jones Award for the team's outstanding player, the Watts Gunn Trophy for the team's most improved and dedicated player, and the Charles Yates Cup for academic achievement, are also displayed here.





# GOLF CLUB OF GEORGIA COLLEGIATE

When the Golf Club of Georgia and Georgia Tech joined forces with the idea of hosting one of the nation's premier collegiate golf events in 2005, the idea was to bring together the nation's top golf programs to play one of the top golf facilities in the state of Georgia and enjoy a first-class golf experience.

The United States Collegiate Championship was the result, and the event has been a rousing success, drawing rave reviews from coaches and players alike. The first four events were played during the spring, but due to scheduling conflicts, the tournament was not played during the 2009-10 academic year. It then became a major event on the collegiate fall schedule in 2010. In 2016, the name was changed to the Golf Club of Georgia Collegiate to reflect the host venue.

The 2008 event, in which Clemson captured its second title in four years, attracted the nation's top 11 teams according to the Golfweek/Sagarin Performance Index, making it the strongest field of any regular-season collegiate event.

"This event is in a class by itself in college golf," said East

Tennessee State coach Fred Warren. "Everything associated with the tournament was first-class in every sense of the word."

"It really does kind of give you a feel of Augusta," said Wake Forest alumnus Webb Simpson, the 2005 Southern Amateur champion who had a first- and second-place finish in the event.

"To have a tournament of this magnitude at a facility we feel is the best in the country is very exciting," said Georgia Tech coach Bruce Heppler, whose program has enjoyed a long-standing relationship with The Golf Club of Georgia. "Knowing and appreciating the commitment and enthusiasm the staff and the members hold toward the event, it makes us feel very comfortable that it will become a very special tournament."

The competition and golf experience of Golf Club of Georgia Collegiate are as first-class as the quality of its teams.

The course is not roped, allowing galleries an intimate opportunity to walk with the competitors, as is the case with the club's annual Georgia Cup match between the United States and

British Amateur champions.

Rules officials and scoring volunteers also accompany each group, giving the competitors the feel of a championship event.

"As far as college tournaments go, the U.S. Collegiate Championship did, in fact, raise the bar," wrote the late Ron Balicki in Golfweek magazine. "Providing a great golf course is one thing. Providing all the extras and the unsurpassed hospitality is another, and is what pushed the bar to new heights of what a college tournament could be."

The Golf Club of Georgia, a 36-hole Arthur Hills facility north of Atlanta named "Best New Private Course in America" in 1991 by Golf Digest, also served as the host site for the 2007 NCAA East Regional Championship, with Georgia Tech as the host institution. The Lakeside Course, on which both tournaments have been played, measures 7,020 yards and plays to a par of 72.

## Annual Tournament Results

Year	Team Champion (Score)	Medalist (Score)
2006	Clemson (291-283-290—864)	Stephen Poole, Clemson (70-70-71—211)
2007	Georgia (296-295-293—884)	Webb Simpson, Wake Forest (72-72-71—215)
2008	Southern California (294-287-283—864)	Trent Leon, Oklahoma State (69-69-70—208)
2009	Clemson (283-309-284—876)	Erik Flores, UCLA (65-74-73--212)
2010	Georgia Tech (271-285-280—836)	James White, Georgia Tech (62-70-72—204)
2011	UCLA (288-281-283—852)	Johannes Veerman, Texas A&M (71-70-69—210)
2012	Georgia Tech (291-291-292—874)	Patrick Rodgers, Stanford (70-72-67—209)
2013	Oklahoma State (284-281-284—849)	Ollie Schniederjans, Georgia Tech (66-69-71—206)
2014	Texas (278-288-277—843)	Derek Bard, Virginia (66-71-64—201)
2015	Auburn (285-285-285—855) Wake Forest (284-285-286—855)	Derek Bard, Virginia (66-72-72—210) Maverick McNealy, Stanford (69-74-67—210) Will Long, Auburn (68-68-74—210) Cameron Young, Wake Forest (70-73-68—210)
2016	Virginia (289-287-280—856)	Jimmy Stanger, Virginia (67-68-72—207)

## Tournament Records

### INDIVIDUAL

Low round: 62 (10-under), James White, Georgia Tech, 2010

Low tournament score: 201 (-15), Derek Bard, Virginia, 2014

Highest winning score: 215 (-1), Webb Simpson, Wake Forest, 2007

Largest margin of victory: 5 strokes, James White, Georgia Tech, 2010

### TEAM


Low round: 271 (-17), Georgia Tech, 1st round, 2010

Low tournament score: 836 (-28), Georgia Tech, 2010

Highest winning score: 884, Georgia, 2007

Largest margin of victory: 27 strokes, Georgia Tech, 2010

Slimmest margin of victory: Auburn and Wake Forest tied for 1st place, 2015; Virginia and Texas tied for 1st place, 2017





# CARPET CAPITAL COLLEGIATE

The annual Carpet Capital Collegiate, a staple of the fall collegiate golf schedule for many of the nation's top golf programs for more than 25 years, annually hosts one of the toughest fields on one of the most challenging golf courses that stage college events.

"With the excellent ACC and SEC teams in the tournament, outcome plays a significant role in which teams are selected for postseason competition," said Tech head coach Bruce Heppler.

Georgia Tech has won the event seven times, most recently in 2013, and has been the runner-up five other times.

Future PGA stars such as Tech's Stewart Cink, Troy Matteson and Ollie Schniederjans, Clemson's Lucas Glover, Kyle Stanley and D.J. Trahan, Alabama's Justin Thomas and NC State's Tim Clark have won medalist honors. But former Yellow Jacket Bryce Molder captured the event three consecutive times between 1998 and 1999.

Three different formats have been used for the event. In the inaugural 1989 event, the low five of six scores by round were used for team totals, while the four low scores on each hole were used in 1991. All others have used the standard low four-of-five rounds each day counting toward the team score.

The Carpet Capital Collegiate is played at The Farm Golf Club, the 6,896-yard, par-72 course designed by Tom Fazio, located in Rocky Face, Ga., just outside the city of Dalton in Northwest Georgia. The tournament takes its name from the city, which is home to some of the largest carpet manufacturers in the world. The Farm has been recognized as one of the nation's premier modern facilities.

The original idea for the tournament, conceived by former Tech coach Puggy Blackmon and born with the help of many Tech alumni in the Dalton area, was to pit the six best teams each from the Atlantic Coast Conference and the Southeastern Conference, with the winner claiming bragging rights.

The event was envisioned as a tribute to amateur and collegiate golf in the South, particularly Georgia, where Bobby Jones and The Masters have contributed to the heritage of the sport. The event has grown to include many nationally prominent programs outside the ACC and SEC area, and better than half of the tournament participants each year are ranked among the nation's top 25 teams.

The permanent Carpet Capital Collegiate champions trophy is named for Lowell Fritz, golf professional at Dalton Golf and Country Club. Fritz has long been dedicated to junior golf and the youth of the Dalton area. Boys or girls, members or non-members, Fritz has taken many hours of his personal time to teach the game of golf.



## Annual Tournament Results

Year	Team Champion (Score)	Medalist (Score)
1989*	Florida (377-381-357—1115) Bruce Kennerson, Duke (73-71-71—215)	Bo Fennell, Georgia Southern (71-75-69—215)#
1990	North Carolina (282-287-308—877)	Mike Sposa, Tennessee (68-67-74—209)
1991+	Georgia Tech (289-276-278—843)	Pat Moore, North Carolina (70-64-74—208)
1993!	Clemson (290-283—573)	Danny Ellis, Clemson (70-67—137)
1994	Georgia Tech (288-291-301—880)	David Seawell, South Carolina (69-68-73—210)
1995	Georgia Tech (295-278-303—876)	Stewart Cink, Georgia Tech (74-65-73—212)
1996	Clemson (278-296-295—869)	Tim Clark, N.C. State (69-70-73—212)
1997	Auburn (289-309-289—887)	Oscar Sanchez, Wake Forest (73-72-68—213)
1998	Clemson (285-286-284—855)	Lucas Glover, Clemson (69-71-72—212) Bryce Molder, Georgia Tech (74-69-69—212)
1999(s)	Georgia (290-275-293—858)	Bryce Molder, Georgia Tech (66-71-67—204)
1999(f)	Georgia Tech (279-288-283—850)	Bryce Molder, Georgia Tech (68-68-68—204)
2000	Georgia Tech (286-280-304—870)	Kyle Thompson, S. Carolina (69-69-70—208)
2001	Georgia Tech (280-282-296—858)	D.J. Trahan, Clemson (69-69-72—210)
2002	Clemson (287-282-281—850)	Troy Matteson, Georgia Tech (72-64-69—205) Bill Haas, Wake Forest (66-70-69—205)
2003	Florida (295-277-281—853)	Jason Hartwick, Texas (71-65-67—203)
2004	Georgia (290-297-292—879)	Rhys Davies, ETSU (74-70-73—217)
2005	Georgia State (284-289-283—856)	Mark Haastrup, Georgia State (71-67-67—205)
2006	Alabama (276-285-280—841)	Chris Kirk, Georgia (68-70-67—205)
2007	Alabama (292-295-282—869)#	Chesson Hadley, Georgia Tech (65-69-74—208)
2008	Chattanooga (291-283-290—864)	Kyle Stanley, Clemson (73-66-69—208)
2009	Tennessee (290-287-274—851)	Nils Floren, Texas Tech (73-69-68—210) Darren Renwick, Tennessee (71-70-69—210)
2010	Alabama (280-287-289—856)	Lee Bedford, Wake Forest (72-66-68—206)
2011	Auburn (290-279-282—851)	Justin Thomas, Alabama (71-70-65—206)
2012	Texas (293-266-292—851)	Brandon Stone, Texas (69-63-72—204)
2013	Georgia Tech (280-289-281—850)	Ollie Schniederjans, Georgia Tech (67-67-73—207) Bailey Patrick, North Carolina (68-69-70—207)
2014	South Carolina (291-281-276—848)	Ollie Schniederjans, Georgia Tech (72-64-68—204)
2015	Auburn (293-288-287—868)	Jacob Joiner, Georgia Tech (66-74-72—212)
2016	Virginia (276-277-280—833)	Luke Schniederjans, Georgia Tech (69-66-70—205)

\*Six-man teams, low five scores counted toward team score.; +Low four scores on each hole (rather than each round) counted toward team score; #Won playoff; !First round cancelled due to rain.

## Tournament Records

### INDIVIDUAL

Low Round: 63 (-9), Brandon Stone, Texas (2nd round), 2012

Low Tournament Score: 203 (-13), Jason Hartwick, Texas, 2003

Highest Winning Score: 217, Rhys Davies, East Tennessee State, 2004

Largest Margin of Victory: 5 strokes, Pat Moore, North Carolina, 1991; Rhys Davies, East Tennessee State, 2004; Kyle Stanley, Clemson, 2009

### TEAM (STANDARD FORMAT)

Low Round: 266 (-22), Texas, second round, 2012

Low Tournament Score: 833 (-31), Virginia, 2016



Highest Winning Score: 887, Auburn, 1997

Largest Margin of Victory: 14 strokes, Florida, 1989; Georgia Tech, 1995; Clemson, 1996

Slimmest Margin of Victory: Alabama defeated South Carolina in a playoff, 2007



## GEORGIA TECH ALL-AMERICANS



The Golf Coaches Association of America selects a 60-man All-America team each year following the NCAA Division I Championship. The first, second and third teams each honor 10 golfers, with the remainder named honorable mention. Golfers not initially named to the 60-man team but who finish in the top 15 of the NCAA Championship are automatically added to the honorable mention unit. The GCAA has been selecting All-America teams since 1958.

Bryce Molder (1998-2001) and David Duval (1990-93), pictured above, are two of only four Division I players ever to be named first-team All-American four times. The others are Gary Hallberg of Wake Forest (1975-78) and Phil Mickelson of Arizona State (1989-92). Nicholas Thompson and Roberto Castro earned All-America recognition each of their four years at Tech, though not first-team honors each time.

## GCAA ALL-AMERICANS BY YEAR

1927	Watts Gunn, 1st*
1934	Charlie Yates, 1st*
1962	Bill Ploeger, HM
1967	Bunky Henry, 1st
1985	Bob McDonnell, 2nd; Nacho Gervas, HM; Bill McDonald, HM
1986	Nacho Gervas, HM
1987	Jay Nichols, HM
1988	Charlie Rymer, 3rd; Bill McDonald, HM
1989	Charlie Rymer, HM
1990	David Duval, 1st; Tripp Isenhour, HM
1991	David Duval, 1st; Chan Reeves, HM
1992	David Duval, 1st; Jimmy Johnson, 2nd
1993	David Duval, 1st; Stewart Cink, 2nd; Mikko Rantanen, HM; Carlos Beutell, HM
1994	Stewart Cink, 2nd
1995	Stewart Cink, 1st
1997	Matt Kuchar, 3rd
1998	Matt Kuchar, 1st; Bryce Molder, 1st
1999	Bryce Molder, 1st; Carlton Forrester, HM
2000	Matt Kuchar, 1st; Bryce Molder, 1st; Carlton Forrester, HM; Matt Weibring, HM
2001	Bryce Molder, 1st; Troy Matteson, 3rd; Kris Mikkelsen, HM
2002	Troy Matteson, 1st; Kris Mikkelsen, 2nd; Matt Weibring, 3rd; Chan Song, HM; Nicholas Thompson, HM
2003	Troy Matteson, 1st; Nicholas Thompson, HM
2004	Nicholas Thompson, 3rd; Roberto Castro, HM; Chan Song, HM
2005	Roberto Castro, 1st; Chan Song, 2nd; Nicholas Thompson, 2nd
2006	Cameron Tringale, 2nd; Kevin Larsen, 3rd; Roberto Castro, HM
2007	Roberto Castro, 2nd; Cameron Tringale, 2nd; Chesson Hadley, HM
2008	Chesson Hadley, 2nd
2009	Cameron Tringale, 1st
2010	John-Tyler Griffin, HM; Chesson Hadley, HM; Paul Haley, HM
2011	James White, 1st; John-Tyler Griffin, 2nd; Kyle Scott, 2nd
2012	James White, 3rd; Anders Albertson, HM
2013	Anders Albertson, 3rd; Ollie Schniederjans, 3rd; Seth Reeves, HM
2014	Ollie Schniederjans, 1st; Seth Reeves, 2nd
2015	Ollie Schniederjans, 1st; Anders Albertson, HM

## GOLFWEED ALL-AMERICANS BY YEAR

Golfweek magazine began selecting an All-America team in 2007

2007	Roberto Castro, 2nd; Cameron Tringale, 2nd
2008	Chesson Hadley, 1st; Cameron Tringale, HM
2009	Cameron Tringale, 1st
2010	John-Tyler Griffin, 3rd
2011	Kyle Scott, 1st; James White, 1st; John-Tyler Griffin, 2nd
2012	James White, 3rd; Anders Albertson, HM
2013	Anders Albertson, 3rd; Ollie Schniederjans, 3rd
2014	Ollie Schniederjans, 1st; Seth Reeves, 2nd
2015	Ollie Schniederjans, 1st; Anders Albertson, HM



# NATIONAL HONORS

## NATIONAL PLAYERS OF THE YEAR

### Fred Haskins Award

*Voted upon by coaches, players and media, given by the Fred Haskins Commission in Columbus, Ga.*

1993 David Duval  
1995 Stewart Cink  
1998 Matt Kuchar  
2001 Bryce Molder

### Jack Nicklaus Award

*Given by the Golf Coaches Association of America*

1993 David Duval  
1995 Stewart Cink  
1998 Bryce Molder  
2001 Bryce Molder

### Golfweek Player of the Year

*Given by Golfweek magazine*

1998 Bryce Molder (co-winner)  
2001 Bryce Molder

### Dave Williams Award

*National player of the year*

1993 David Duval  
1995 Stewart Cink  
2000 Matt Kuchar  
2001 Bryce Molder

### Arnold Palmer Award

*Given by the GCAA to the NCAA champion*

2002 Troy Matteson

### Byron Nelson Award

*Given by the GCAA to the nation's outstanding senior golfer*

2003 Troy Matteson  
2007 Roberto Castro  
2012 James White  
2015 Anders Albertson

## GCAA ALL-AMERICA SCHOLARS

*All-America Scholars are selected by the Golf Coaches Association of America from players who are juniors and seniors academically, hold a grade-point average of 3.2 or higher, play in a minimum of 75 percent of their team's events and have a stroke average of 76 or lower.*

1990 Tom Shaw  
1991 Tom Shaw  
2000 Bryce Molder  
2001 Kris Mikkelsen, Bryce Molder  
2002 Kris Mikkelsen, Troy Matteson  
2003 Troy Matteson  
2004 Chan Song, Nicholas Thompson  
2005 Mike Barbosa, Chan Song, Nicholas Thompson  
2006 Mike Barbosa, Roberto Castro, Kevin Larsen  
2007 Roberto Castro, Kevin Larsen  
2008 David Dragoo, Taylor Hall, Cameron Tringale  
2009 David Dragoo, Cameron Tringale  
2011 James White  
2012 James White  
2013 Bo Andrews  
2014 Anders Albertson, Bo Andrews, Seth Reeves, Ollie Schniederjans  
2015 Anders Albertson, Drew Czuchry, Ollie Schniederjans  
2016 Michael Hines, Vincent Whaley  
2017 James Clark, Chris Petefish, Vincent Whaley

## NCAA TODAY'S TOP VIII AWARD

The NCAA honors eight student-athletes each year out of nominees from every sport, recognizing those who excel in their sport, in the classroom, and exhibit high character, leadership and service to others.

Roberto Castro (bottom), who graduated in 2007 with high honor in Industrial Engineering and won the Byron Nelson Award as a senior, and Bryce Molder (below), who won four national player of the year honors in 2001, are the only two men's golfers ever to win the prestigious NCAA Today's Top VIII Award.



HISTORY



# NATIONAL CHAMPIONS

## TROY MATTESON

### NCAA Champion in 2002

Troy Matteson capped an outstanding junior season by winning the biggest tournament of the year, the NCAA Championship in Columbus, Ohio. The victory was his fourth of the year and marked the first time since 1934 that a Yellow Jacket was crowned National Collegiate Champion.

Matteson's run to the title began inauspiciously as he opened with a 2-over-par score of 73 to stand tied for 88th place, seven shots off the tournament lead. That would change quickly, as he found his scoring groove over the next 54 holes of play.

Day two saw the first significant move, as Matteson carded a 5-under-par round of 66 to move into a tie for 12th place at 73-66—139. The steady play continued over the final two rounds, as Matteson finished with sub-par rounds of 70 and 67 respectively to take over the individual lead as the final round came to an end.

His NCAA title tied him for most tournament wins in one year with David Duval, along with being the third time in school history that a Yellow Jacket had been the individual national champion.

For his efforts, Matteson was named the recipient of the Arnold Palmer National Player of the Year award and earned first-team All-America honors for the first time in his career.



## CHARLIE YATES

### National Collegiate Champion in 1934

Yates, who won the British Amateur in 1938 and the Western Amateur in 1935, won the Georgia state championship in 1931 and 1935, advanced to the second round of match play in the U.S. Amateur and was the low amateur in the first Masters tournament in 1934.

He culminated a fine college career by winning the 1934 National Collegiate Championship in Cleveland, Ohio, joining Watts Gunn as the only two Tech golfers ever to do so. Yates is one of eight Yellow Jackets to have competed in the Walker Cup, as he was a team member in both 1936 and 1938, compiling a 3-0-1 record in those matches. In 1953, he was named the captain of the Walker Cup team and was an honorary captain in 1985.

Yates played in the first 11 Masters tournaments, five times finishing as low amateur and three times finishing in the top 24.

He was inducted into the Georgia Tech Hall of Fame in 1959 and an award named in his honor has been given annually to the member of the Yellow Jacket golf team displaying the most outstanding academic achievement.



## WATTS GUNN

### National Collegiate Champion in 1927

The Rambling Wreck and the name of Watts Gunn rose to supreme heights in 1927.

Becoming the first Georgia Tech golfer to win the National Collegiate Championship, Gunn shot a total of 302 over the 72-hole event at the Garden City Country Club to win the medal competition. He went on to dispatch Walker Cup teammate Roland McKenzie, 10-9, to win the individual title, and his 69 in the final round broke the course record. He also helped Tech win the Southern Intercollegiate title the same year.

Along with winning the collegiate championship, Gunn was a two-time U.S. Walker Cup team member, joining the squad in both 1926 and 1928. In those two events, he compiled a combined 4-0 record, posting a pair of victories in each.

Gunn was inducted into the Georgia Tech Hall of Fame in 1961. The annual Yellow Jacket men's golf team award for the season's most improved player is named in Gunn's honor.

# ALL-CONFERENCE PERFORMERS



Bob McDonnell (left), Bill McDonald (center) and Nacho Gervas not only were Tech's first all-Atlantic Coast Conference performers in golf, they led the Yellow Jackets to their first ACC title in 1985.

## ACC PLAYER OF THE YEAR

1992	David Duval
1993	David Duval
1995	Stewart Cink
1998	Matt Kuchar
1999	Bryce Molder
2000	Bryce Molder
2001	Bryce Molder
2014	Ollie Schniederjans
2015	Ollie Schniederjans

## ACC ROOKIE OF THE YEAR

1997	Matt Kuchar
1998	Bryce Molder
2002	Chan Song
2004	Roberto Castro
2006	Cameron Tringale

## ACC COACH OF THE YEAR

1984	Puggy Blackmon
1985	Puggy Blackmon
1992	Puggy Blackmon
1993	Puggy Blackmon
1999	Bruce Heppler
2001	Bruce Heppler
2002	Bruce Heppler
2006	Bruce Heppler
2009	Bruce Heppler
2011	Bruce Heppler
2012	Bruce Heppler
2014	Bruce Heppler

## ALL-ATLANTIC COAST CONFERENCE

1985	Nacho Gervas, Bill McDonald, Bob McDonnell
1986	Nacho Gervas
1987	Jay Nichols
1988	Charlie Rymmer
1989	Charlie Rymmer
1990	David Duval
1991	David Duval
1992	David Duval, Jimmy Johnston
1993	Stewart Cink, David Duval
1994	Stewart Cink, Mikko Rantanen
1995	Stewart Cink, Jason Walters
1997	Matt Kuchar
1998	Matt Kuchar, Bryce Molder
1999	Carlton Forrester, Matt Kuchar, Bryce Molder
2000	Matt Kuchar, Bryce Molder
2001	Troy Matteson, Bryce Molder
2002	Troy Matteson, Kris Mikkelsen, Matt Weibring
2003	Troy Matteson, Nicholas Thompson
2004	Roberto Castro, Chan Song, Nicholas Thompson
2005	Mike Barbosa, Roberto Castro, Chan Song, Nicholas Thompson
2006	Roberto Castro, Kevin Larsen, Cameron Tringale
2007	Roberto Castro, Cameron Tringale
2008	Chesson Hadley, Cameron Tringale
2009	Cameron Tringale
2010	John-Tyler Griffin, Chesson Hadley, James White
2011	John-Tyler Griffin, Paul Haley, Kyle Scott, James White
2012	Anders Albertson, Bo Andrews, James White
2013	Anders Albertson, Ollie Schniederjans
2014	Anders Albertson, Seth Reeves, Ollie Schniederjans
2015	Anders Albertson, Ollie Schniederjans
2017	James Clark, Luke Schniederjans

## ALL-SOUTHEASTERN CONFERENCE

1948	Albert Swann
------	--------------

## Academic All-ACC Golf Team

2006	Mike Barbosa, Roberto Castro, Taylor Hall, Kevin Larsen
2007	Roberto Castro, Taylor Hall, Kevin Larsen, Cameron Tringale
2008	David Drago, Taylor Hall, Cameron Tringale
2009	David Drago, Cameron Tringale, James White
2010	Bo Andrews, Kyle Scott, James White
2011	James White (ACC Scholar-Athlete of the Year)
2012	Anders Albertson, Bo Andrews, Ollie Schniederjans, Richy Werenski, James White (ACC Scholar-Athlete of the Year)
2013	Anders Albertson, Bo Andrews, Seth Reeves, Ollie Schniederjans, Richy Werenski
2014	Anders Albertson, Bo Andrews, Seth Reeves, Richy Werenski, Ollie Schniederjans (ACC Scholar-Athlete of the Year)
2015	Anders Albertson (ACC Scholar-Athlete of the Year), James Clark, Chris Petefish, Ollie Schniederjans, Vincent Whaley
2016	Chris Petefish, Vincent Whaley
2017	James Clark, Chris Petefish, Vincent Whaley

In 2005-06, the ACC began voting on an academic all-conference team in every sport. Honorees must achieve a minimum 3.2 grade-point average and be a front-line participant in his or her sport.

## ACC Academic Honor Roll

1980	Thomas Moody, Rick Riddle, Robert Muir
1981	David Deiters, Chris Handy, Joe Lowery, John Peay, Rick Riddle
1983	Frank Harbist
1984	Peter Davison, Frank Harbist, Bob McDonnell, Lenny Nash
1985	Frank Harbist, Lenny Nash, Jay Nichols, Charlie Thomas
1987	Chris Cupit
1988	Chris Cupit, Alan Rosen, Tom Shaw
1989	Mark Lofye, Tom Shaw
1990	Tom Shaw
1992	Carlos Beutell, Stewart Cink
1993	Stewart Cink, Tommy Johnston
1994	Brad Carroll, Sam Hulsey, Brian Newton, Lance Stover
1995	Rob Anderson, Brad Carroll, Brian Newton, Lance Stover
1996	Rob Anderson, Brad Carroll, Mauricio Muniz, Brian Newton
1997	Matt Kuchar, Wes Latimer, Mauricio Muniz, Brian Newton
1998	Chip Brown, Bryce Molder, Mauricio Muniz, Brian Newton
1999	Chip Brown, Adam Cranford, Carlton Forrester, Wes Latimer, Troy Matteson, Kris Mikkelsen, Bryce Molder
2000	Chip Brown, Adam Cranford, Carlton Forrester, Matt Kuchar, Troy Matteson, Kris Mikkelsen, Bryce Molder
2001	Chip Brown, Adam Cranford, Troy Matteson, Kris Mikkelsen, Bryce Molder, Matt Weibring
2002	Mike Barbosa, Adam Cranford, Kris Mikkelsen, Chan Song, Nicholas Thompson
2003	Mike Barbosa, Adam Cranford, Thomas Jordan, Chan Song, Nicholas Thompson
2004	Mike Barbosa, Roberto Castro, Kevin Larsen, Chan Song, Nicholas Thompson
2005	Mike Barbosa, Roberto Castro, Adam Cohan, David Drago, Taylor Hall, Thomas Jordan, Chan Song
2006	Mike Barbosa, Roberto Castro, Adam Cohan, David Drago, Taylor Hall, Thomas Jordan, Kevin Larsen
2007	Daniel Bowden, Roberto Castro, Adam Cohan, David Drago, Taylor Hall, Kevin Larsen, Cameron Tringale
2008	Daniel Bowden, Adam Cohan, David Drago, Taylor Hall, William Miller, Cameron Tringale
2009	Adam Cohan, David Drago, John-Tyler Griffin, Taylor Hall, William Miller, Cameron Tringale, Minghao Wang, James White
2010	Bo Andrews, Paul Haley, William Miller, Seth Reeves, Kyle Scott, Minghao Wang, James White
2011	Anders Albertson, Bo Andrews, Paul Haley, John-Tyler Griffin, William Miller, Ollie Schniederjans, Minghao Wang, James White
2012	Anders Albertson, Bo Andrews, Drew Czuchry, William Miller, Seth Reeves, Ollie Schniederjans, Minghao Wang, Richy Werenski, James White
2013	Anders Albertson, Bo Andrews, Drew Czuchry, Seth Reeves, Ollie Schniederjans, Minghao Wang, Richy Werenski
2014	Anders Albertson, Bo Andrews, Drew Czuchry, Michael Hines, Seth Reeves, Ollie Schniederjans, Vincent Whaley
2015	Anders Albertson, James Clark, Drew Czuchry, Michael Hines, Chris Petefish, Ollie Schniederjans, Vincent Whaley
2016	James Clark, Michael Hines, Tyler Joiner, Chris Petefish, Anton Serafini, Vincent Whaley
2017	Michael Hines, Tyler Joiner, Chris Petefish, Vincent Whaley

The ACC Academic Honor Roll is compiled following the conclusion of each academic year, recognizing student-athletes in all sports who posted a grade-point average of 3.0 for the entire academic year, with no minimum placed on playing time.




# PROFESSIONAL AND AMATEUR CHAMPIONS



## BOBBY JONES

*CHAMPION OF U.S. OPEN, U.S. AMATEUR, BRITISH OPEN AND BRITISH AMATEUR IN 1930, THEN CONSIDERED GOLF'S GRAND SLAM.*

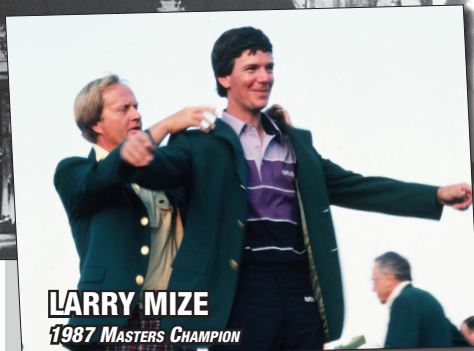


## MATT KUCHAR

*1997 U.S. AMATEUR CHAMPION*

## USGA CHAMPIONS

1923	Bobby Jones, U.S. Open, Inwood Country Club, Inwood, N.Y.
1924	Bobby Jones, U.S. Amateur, Merion Cricket Club, Ardmore, Pa. Defeated George Von Elm, 9 and 8
1925	Bobby Jones, U.S. Amateur, Oakmont (Pa.) Country Club Defeated Watts Gunn, 8 and 7
1927	Bobby Jones, U.S. Open, Scioto Country Club, Columbus, Ohio
1927	Bobby Jones, U.S. Amateur, Minikahda Club, Minneapolis, Minn. Defeated Charles Evans, Jr., 8 and 7
1928	Bobby Jones, U.S. Amateur, Brae Burn C.C., West Newton, Mass. Defeated T. Phillip Perkins, 10 and 9
1929	Bobby Jones, U.S. Open, Winged Foot G.C., Mamaroneck, N.Y.
1930	Bobby Jones, U.S. Open, Interlachen C.C., Minneapolis, Minn.
1930	Bobby Jones, U.S. Amateur, Merion Cricket Club, Ardmore, Pa. Defeated Eugene V. Homans, 8 and 7
1958	Gordon "Buddy" Baker, U.S. Jr. Amateur, Univ. of Minnesota Golf Club, St. Paul, Minn. Defeated R. Douglas Lindsay, 2 and 1
1985	Charlie Rymer, U.S. Junior Amateur, Brookfield Country Club, Clarence, N.Y. Defeated Greg Leshner, 1-up (19 holes)
1989	David Duval, U.S. Junior Amateur, Singing Hills G&CC, El Cajon, Calif. Defeated Austin Maki, 1-up
1997	Matt Kuchar, U.S. Amateur, Cog Hill Golf and CC, Lemont, Ill. Defeated Joel Kribel, 2 and 1
1999	Bill Ploeger, U.S. Senior Amateur, Portland (Ore.) Golf Club Defeated Gary Menzel, 3 and 2




## LARRY MIZE

*1987 MASTERS CHAMPION*


## PGA TOUR CHAMPIONS

1983	Larry Mize, Danny Thomas Memphis Classic
1987	Larry Mize, The Masters Tournament
1993	Larry Mize, Northern Telecom Open
1993	Larry Mize, Buick Open
1997	Stewart Cink, Canon Greater Hartford Open
1997	David Duval, Michelob Championship at Kingsmill
1997	David Duval, Walt Disney World/Oldsmobile Classic
1997	David Duval, The Tour Championship
1998	David Duval, Tucson Chrysler Classic
1998	David Duval, Shell Houston Open
1998	David Duval, NEC World Series of Golf
1998	David Duval, Michelob Championship at Kingsmill
1999	David Duval, Mercedes Championships
1999	David Duval, Bob Hope Chrysler Championship
1999	David Duval, The Players Championship
1999	David Duval, Bellsouth Classic
2000	David Duval, Buick Challenge
2000	Stewart Cink, MCI Classic
2000	Michael Clark II, John Deere Classic
2002	Matt Kuchar, Honda Classic
2004	Stewart Cink, MCI Heritage
2004	Stewart Cink, WGC-NEC Invitational
2006	Troy Matteson, Frys.com Open
2008	Stewart Cink, Travelers Championship
2009	Troy Matteson, Frys.com Open
2009	Matt Kuchar, Turning Stone Resort Championship
2010	Matt Kuchar, The Barclays
2011	Bryce Molder, Frys.com Open
2012	Matt Kuchar, The Players Championship
2013	Matt Kuchar, Accenture World Match Play Championship
2013	Matt Kuchar, The Memorial Tournament
2014	Chesson Hadley, Puerto Rico Open
2014	Matt Kuchar, RBC Heritage



## STEWART CINK

*2009 OPEN CHAMPION*



## DAVID DUVAL


*2001 OPEN CHAMPION*

## ROYAL AND ANCIENT CHAMPIONS

1926	Bobby Jones, British Open, Royal Lytham and St. Anne's, Southport, England
1927	Bobby Jones, British Open, Old Course, St. Andrews, Scotland
1930	Bobby Jones, British Open, Royal Liverpool Golf Club, Hoylake, England
1930	Bobby Jones, British Amateur, Old Course, St. Andrews, Scotland Defeated Roger Wethered, 7 and 6
1938	Charlie Yates, British Amateur, Royal Troon, Troon, Scotland
2001	David Duval, British Open, Royal Lytham and St. Anne's, Southport, England
2009	Stewart Cink, British Open, Turnberry, Ayrshire, Scotland



# INTERNATIONAL COMPETITION



## RYDER CUP

1987 - Larry Mize  
1999 - David Duval  
2002 - Stewart Cink, David Duval  
2004 - Stewart Cink  
2006 - Stewart Cink  
2008 - Stewart Cink  
2010 - Matt Kuchar, Stewart Cink  
2012 - Matt Kuchar  
2014 - Matt Kuchar  
2016 - Matt Kuchar

## PRESIDENT'S CUP

1998 - David Duval  
2000 - Stewart Cink, David Duval  
2005 - Stewart Cink  
2007 - Stewart Cink  
2009 - Stewart Cink  
2011 - Matt Kuchar  
2013 - Matt Kuchar  
2015 - Matt Kuchar  
2017 - Matt Kuchar

## WORLD CUP

2000 - David Duval  
2005, '06 - Stewart Cink

## WALKER CUP

1922, '24, '26, '28, '30 - Bobby Jones  
1926, '28 - Watts Gunn  
1936, '38 - Charlie Yates  
1991 - David Duval  
1999 - Matt Kuchar, Bryce Molder  
2001 - Bryce Molder  
2005 - Nicholas Thompson  
2009 - Cameron Tringale

## WORLD AMATEUR

### United States

1992 - David Duval  
1998 - Matt Kuchar  
2000 - Bryce Molder

### Puerto Rico

1994, '96, '98, '08 - Mauricio Muniz

### China

2010, '12 - Minghao Wang

## PALMER CUP

1998 - Matt Kuchar, Bryce Molder  
1999 - Matt Kuchar, Bryce Molder  
2001 - Bryce Molder  
2003 - Bruce Heppler (head coach)  
2005 - Roberto Castro  
2006 - Roberto Castro, Kevin Larsen  
2008 - Chesson Hadley  
2009 - Cameron Tringale  
2012 - James White  
2014 - Ollie Schniederjans  
2015 - Anders Albertson, Ollie Schniederjans.  
Bruce Heppler (head coach)

## USA-JAPAN MATCHES

1999 - Carlton Forrester  
2002 - Kris Mikkelsen

## USA-CHINA FRIENDSHIP CUP

2006 - Cameron Tringale

Georgia Tech players have been integral parts of United States teams in international competitions on both the amateur and professional levels.

Stewart Cink and Matt Kuchar (top left) both played for the United States in the 2010 Ryder Cup in Newport, Wales. Cink has competed in five Ryder Cups for the U.S., including the victorious 2002 team with David Duval (left). Kuchar played in his fourth Ryder Cup in 2016.

Kuchar and Bryce Molder, pictured together during the 1999 Walker Cup below, combined to participate in eight Walker and Palmer Cup matches for the United States. Cameron Tringale (bottom left) is Tech's most recent representative in the Walker Cup (2009), while Roberto Castro (bottom right) played in two Palmer Cup matches for the USA.





# GEORGIA TECH TEAM AWARDS



ROBERTO CASTRO, A FOUR-TIME ALL-AMERICAN AND A SIX-YEAR VETERAN OF THE PGA TOUR, WAS INDUCTED IN 2017.

## Georgia Tech Hall of Fame Inductees

Name	Inducted
Perry Adair	1973
Tommy Barnes	1960
Puggy Blackmon (coach)	2008
Roberto Castro	2017
Stewart Cink	2005
James R. Cleveland	1981
Charles Dannals, Jr.	1986
H.E. Dennison (coach)	1970
David Duval	2003
Bill Eager, Jr.	1979
Carlton Forrester	2012
Nacho Gervas	1997
Watts Gunn	1961
Charles Harrison	1962
George W. (Bunky) Henry	1984
George D. Johnson, Jr.	1989
Robert Tyre (Bobby) Jones	1958
Matt Kuchar	2010
Troy Matteson	2013
Bill McDonald	1995
Bob McDonnell	1993
Kris Mikkelsen	2015
Larry Mize	1992
Bryce Molder	2011
Berrien Moore	1956
Jay Nichols	2001
Tommy Plaxico (coach)	1993
William D. (Bill) Ploeger	2001
Frank M. Ridley, Jr.	1956
John H. Ridley	1972
Charlie Rymer	2000
Albert Swann	1964
Nicholas Thompson	2016
Ewing G. Watkins	1974
Charles R. Yates	1959
Daniel Yates, Jr.	1984



### BOBBY JONES

THE GREATEST AMATEUR GOLFER, HE CAPTURED FIVE U.S. AMATEUR TITLES, FOUR U.S. OPEN TITLES AND WAS UNDEFEATED IN FIVE WALKER CUP MATCHES. HE CAPTURED GOLF'S ONLY GRAND SLAM IN 1930.

## ROBERT TYRE JONES AWARD

### (Player of the Year)

1984	Nacho Gervas
1985	Bob McDonnell
1986	Nacho Gervas
1987	Jay Nichols
1988	Bill McDonald, Charlie Rymer
1989	Charlie Rymer
1990	David Duval
1991	David Duval
1992	David Duval
1993	David Duval
1994	Stewart Cink
1995	Stewart Cink
1996	Sam Hulsey
1997	Matt Kuchar
1998	Matt Kuchar, Bryce Molder
1999	Bryce Molder
2000	Matt Kuchar, Bryce Molder
2001	Bryce Molder
2002	Troy Matteson
2003	Troy Matteson
2004	not awarded
2005	Roberto Castro, Nicholas Thompson
2006	Cameron Tringale
2007	Roberto Castro, Cameron Tringale
2008	Chesson Hadley
2009	Cameron Tringale
2010	John-Tyler Griffin
2011	John-Tyler Griffin, James White
2012	James White
2013	Anders Albertson, Ollie Schniederjans
2014	Ollie Schniederjans
2015	Anders Albertson, Ollie Schniederjans
2016	Vincent Whaley
2017	James Clark



### CHARLIE YATES

HE CAPTURED THE 1934 NCAA CHAMPIONSHIP AND WAS UNDEFEATED IN THE 1936 AND '38 WALKER CUPS. AMONG HIS GREATEST AMATEUR ACHIEVEMENTS WERE WINNING THE BRITISH AMATEUR AND THE WESTERN OPEN.

## CHARLES YATES CUP

### (Outstanding Academic Achievement)

1984	Peter Davison
1985	Charlie Thomas
1986	Bob McDonnell
1987	Chris Cupit
1988	Chris Cupit
1989	Tripp Isenhour
1990	Tom Shaw
1991	Tom Shaw
1992	Stewart Cink
1993	Stewart Cink
1994	Brian Newton
1995	Brian Newton
1996	Lance Stover
1997	Lance Stover
1998	Wes Latimer
1999	Bryce Molder
2000	Troy Matteson
2001	Kris Mikkelsen
2002	Kris Mikkelsen
2003	Chan Song
2004	Chan Song
2005	Roberto Castro
2006	Roberto Castro
2007	Roberto Castro
2008	Daniel Bowden
2009	John-Tyler Griffin
2010	James White
2011	Bo Andrews
2012	Bo Andrews
2013	Bo Andrews
2014	Bo Andrews
2015	Drew Czuchry
2016	Michael Hines
2017	Michael Hines



### WATTS GUNN

GUNN CAPTURED THE 1927 NCAA CHAMPIONSHIP AND WAS UNDEFEATED IN THE 1926 AND '28 WALKER CUPS.

## WATTS GUNN TROPHY

### (Most Improved Player)


1984	Dave Hopson
1985	Jay Nichols
1986	Lenny Nash
1987	Jeff Rich
1988	Tripp Isenhour
1989	Trey Holroyd
1990	Tom Shaw
1991	Chan Reeves
1992	Jimmy Johnston
1993	Carlos Beautell
1994	Mikko Rantanen
1995	Sam Hulsey
1996	Mauricio Muniz
1997	Mike Pearson
1998	Carlton Forrester
1999	Wes Latimer
2000	Matt Weibring
2001	Troy Matteson
2002	Troy Matteson
2003	Adam Cranford
2004	Mike Barbosa
2005	Chan Song
2006	Taylor Hall
2007	Adam Cohan
2008	David Dragoo
2009	Adam Cohan
2010	James White
2011	Kyle Scott
2012	Seth Reeves
2013	Ollie Schniederjans
2014	Seth Reeves
2015	Vincent Whaley
2016	Jacob Joiner
2017	James Clark

# TECH COACHING HISTORY

## H.E. DENNISON • 1931-55

A professor of economics and social science, as well as the director of industrial management, H.E. Dennison served as Georgia Tech's first golf coach from 1931-55. He shepherded a program which had already earned success on the national stage when Watts Gunn won the national collegiate championship in 1927. Collegiate golf was strictly a dual match sport in Dennison's time, and Tech went three straight years from 1933-35 without losing a match.

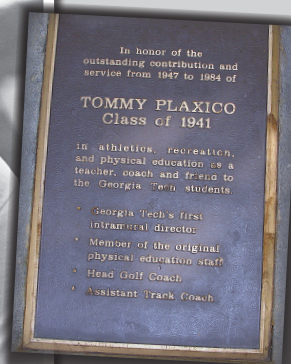

Dennison had the distinction of coaching such standouts as Charlie Yates, the 1934 national collegiate champion, 1938 British Amateur champion and three-time Walker Cup team member, as well as the 1938 Southern Intercollegiate champion Tommy Barnes and 1948 Southeastern Conference champion Albert Swann. He also led the Yellow Jackets to their first NCAA Championship appearance as a team in 1947.



## TOMMY PLAXICO • 1956-82

Likeable Tommy Plaxico, a former Georgia Tech star of the cinders in the 1940s, served as the Yellow Jackets' golf coach from January of 1956 until he retired in 1982, an era which saw the landscape of college golf evolve from schools playing dual matches exclusively to playing stroke-play tournaments. Among his players were future PGA Tour star Larry Mize, 1967 NCAA runner-up Bunky Henry and 1999 U.S. Senior Amateur champion Bill Ploeger.

Plaxico, a contemporary of such Tech coaching luminaries as Bobby Dodd, Whack Hyder and Jim Luck, was a regular on the Tech track team for three years and was captain of the 1941 squad. After serving four years as a Navy fighter pilot in World War II, Plaxico returned to campus to receive his degree in industrial management in 1946. He immediately joined the Tech faculty as a member of the Physical Training staff, a capacity in which he served until he retired. Plaxico, also an avid tennis player, served as an assistant track coach for five years and was in charge of Georgia Tech's intramural program.



## PUGGY BLACKMON • 1982-95

The arrival of Puggy Blackmon signaled a new era in golf at Georgia Tech, keeping the Yellow Jackets in line with the way college golf was growing. The South Carolina native came from a teaching and professional golf background, and laid the foundation for the stature of the program today. Heavily involved in junior golf, Blackmon immediately began recruiting top junior players, set about raising money for the program and started the booster club which continues to support Tech golf today.

Within three years, he guided the Yellow Jackets to their first Atlantic Coast Conference championship, and Tech became a perennial top-25 program. That led to the program being invited to compete in bigger and better events, and the Jackets would go on to win five ACC titles, compete in 11 NCAA Championships and win 33 tournaments overall during his tenure. He recruited and coached PGA Tour players Stewart Cink, Michael Clark II, David Duval and Tripp Isenhour.





# ALL-TIME GREATS

## ROBERT TYRE "BOBBY" JONES • ATLANTA, GA.

**O**n Sept. 27, 1930, Robert Tyre Jones, Jr., of Atlanta walked off the 11th green at the Merion Cricket Club and into history. No one before him had won golf's four major championships in a single year. No one has done it since.

No one might ever do it again.

"It may be 60 years, if then, before we see another Grand Slam," said Joe Dey, former commissioner of the PGA Tour and former executive director of the United States Golf Association.

"You never say never," said Ben Hogan, who was 18 when Jones won the Slam and remains the only golfer to win three professional majors in one year. "But considering the times — there are so many more good players — it's improbable that any player will win all four."

Of all the single-season sustained records of excellence in major sports, Jones' mark has stood the longest. Longer than Babe Ruth's 60 home runs, a record that last 34 years after he set it in 1927; longer than Joe DiMaggio's 1941 hitting streak of 56 games, which is still alive after 49 years; longer than Wilt Chamberlain's 50.4 points-per-game average, set in 1961-62; longer than Bryon Nelson's PGA Tour streak of 11 straight victories and 18 overall in 1945.

The four tournaments Jones won — the national Open and amateur championships of the United States and Britain — originally were known as the "Impregnable Quadrilateral." That term eventually evolved into the Grand Slam, a term that stuck even when the PGA Championship and the Masters replaced the two amateur tournaments in the mythical foursome.

To understand the magnitude of Jones' deed, consider that in the ensuing 60 years only four players — Hogan, Gene Sarazen, Gary Player and Jack Nicklaus — in their careers have won each of the four events that make up the modern Slam.

In golf's record books, Hogan comes across as the most serious challenger to Jones record when in 1953 the Texan won the Masters, U.S. Open and British Open. But because there was some overlap in dates of the British Open and the PGA Championship, the possibility of Hogan completing the Slam never existed.

Perhaps the most incredible thing about Jones' Slam is that he planned it. He didn't have a name for it, nor was he glory-seeking. His reasons were purely personal. Being an amateur golfer, his finances and family obligations would not allow him to play in all four tournaments after 1930. As it turned out, he didn't have to. He announced his retirement from competitive golf a few weeks after winning the U.S. Amateur. He was 28.

Dey, then a 23-year-old sportswriter for The Philadelphia Evening Bulletin, was there at Merion in Ardmore, Pa., when Jones completed the Grand Slam. Now 83, Dey said Jones' performance was "simply unbelievable."

"I saw every shot, and I haven't seen anyone since as dominant as Jones was in that Amateur," Dey said. "None of his matches went past the 14th hole. He cruised along. Considering the pressure and the crowds — you have to remember in those days the fairways weren't roped — it was a remarkable performance by a remarkable player."

Dey has seen all the great players and says only Hogan and Nicklaus equaled Jones in figuring out a way to win.

"If Nicklaus couldn't do it, I don't think it could be done. Maybe Hogan could have, but there wasn't that much emphasis on the Grand Slam during his day. I don't see anyone out there today who knows how to win like they did and like Jones did."

"Also, it's just too hard now because there are too many good players to expect one to win all four, and too, I believe the intense media attention given to the majors creates tremendous pressure that begins to build when someone wins the first two."

Hogan, now 78, agrees about the media pressure. "It's incredible," he said, "much more so than when I played. Because it was impossible for me to play in all four in 1953, there was none of that."

Dey credits Jones with the Grand Slam transformation from two amateurs and two Opens to today's four pro majors. "When Jones retired, there was not another amateur of his ability, and after he started Augusta National, and the Masters took hold, the attention turned away from the amateurs to the professionals," he said.

"What Jones did was win the Grand Slam, then without realizing it, created another one."

How good was Jones? From 1923 through 1930, Jones won 13 major national titles in the U.S. and Great Britain, 62 percent of the championships he entered.

In the last 11 British and U.S. Opens in which he played, he finished no worse than second in 10, winning seven times. And from the time he was 14 to the time he was 28, no player ever beat him twice in championship match play.

It also must be noted that Jones was hardly a full-time golfer. Often he would go months without picking up a club. Instead, he studied mechanical engineering at Georgia Tech, got a degree in English literature at Harvard, dabbled in real estate and then attended law school at Emory. In his 13 years in major championship competition, he was a student, high school or college, in nine of them. He played only 52 tournaments in that span, an average of four a year, and won 23.

Though Jones was born and raised in Atlanta, there is no public display of his memorabilia. His old locker remains at East Lake Country Club men's locker room and several pictures hang on the walls of the grill room. Most of his trophies and his famous putter, Calamity Jane, are on display in a showcase in the Jones Room at the Atlanta Athletic Club.

Jones died in the early evening of Dec. 18, 1971. He played his last round of golf in 1948, the year he was stricken with syringomyeliam, a disease that attacks the central nervous system. His



burial is in Atlanta's Oakland Cemetery. His tombstone reads:

Robert Tyre Jones, Jr.  
Born 1902 Died 1971  
No other words were thought necessary.

*This story was written by the late Tom McCollister, who covered golf for the Atlanta Journal-Constitution and paid this tribute to Bobby Jones on the 60th anniversary of his Grand Slam, in the Sept. 27, 1990, edition of the Journal and Constitution.*



## ALL-TIME GREATS

## WATTS GUNN • MACON, GA.

**W**atts Gunn was born in Macon, Ga., on January 11, 1905. He made golf history in 1925 in the U.S. Amateur at Oakmont Country Club, setting the world record for international championship golf by winning 15 straight holes in the first round of the 36-hole match. In that tournament, he went to the finals against friend and rival Bobby Jones, marking the only time two players from the same city ever met for the U.S. Amateur crown.

Gunn's first major tournament win was in the 1923 Georgia Amateur. In 1927, he won the Southern and National Intercollegiate tournaments, and the following year he won the Southern Amateur and Southern Open Championships. In 1926 and 1928, he played on the Walker Cup teams with Jones, defeating the British team both years. He played many benefit tournaments, including several exhibitions with Jones in 1927 and 1928. He took the Georgia State Amateur title in 1927 and 1928. At Lanier High School, he captained golf teams that never lost a match.

Watts Gunn was inducted into the Georgia Golf Hall of Fame on January 14, 1989.

## From a Time Magazine account dated July 11, 1927

Last week, Watts Gunn of Georgia Tech, playmate of Robert Tyre Jones Jr., went four times around the Garden City (L. I.) Golf Club course in a total of 302 strokes. Had he been alive to do this in 1902, he would have won the U. S. Open Championship by five strokes.\* But, at 22, his reward was the qualifying medal of the national intercollegiate golf tournament.

Consistently but not brilliantly, Golfer Gunn battered his way to the finals where he found the other favorite, Roland Mackenzie of Brown University, his good friend, with nerves set for a 36-hole struggle.

Beginning at the fifth hole of their first round, Golfer Gunn went stark, staring golf-mad, made six birdies, used only nine putts on seven consecutive holes—putts varying between 35 and 12 feet—sunk with a borrowed putter. His score for the first 18 holes was 69, breaking the course record by two strokes. After that it was only a matter of time before Mr. Gunn won match and championship, 10 up, 9 to go.

Another figure in the tournament was John D. Ames, blond son of Knowlton L. ("Snake") Ames (sinuous Princeton quarterback of the strenuous '90s), who lost to Watts Gunn in the second round but was elected president of the Intercollegiate Golf Association.



## CHARLIE YATES • ATLANTA, GA.



**C**harlie Yates, a link to Atlanta's vast golf history who later shepherded the city's arts community into the future, was once heralded by Life magazine as owning "the best grin in golf."

He didn't mind using it either, whether to woo the English crowds while he was winning the 1938 British Amateur championship or while heading the effort to raise the \$20 million that built the High Museum. A participant in the city's history for much of the 20th century, it is not inappropriate he be remembered first for that smile and a benevolent demeanor that underscored his life.

Yates, 92, died October 17, 2005 at his home in Buckhead.

Mentored by Bobby Jones - he in fact played with Jones in his final round in 1948 at East Lake Golf Club - Yates was national college champion while at Georgia Tech (1934), a two-time Walker Cup competitor (1936 and 1938) and was captain of the U.S. Walker team in 1953.

He seized the international limelight at the 1938 British Amateur at Royal Troon. Beating two U.S. and British Amateur champions along his eight-match campaign, he struck a tone with the British galleries who were not then so easily charmed by foreigners taking away their titles. Afterward, the legendary British golf author Bernard Darwin wrote, "There has been no invading Champion more popular than Charlie Yates, whose cheerfulness and humor, of his own particular brand, made everybody like him."

Yates played 11 times in the Masters, including the inaugural tournament in 1934.

"There wasn't any strict rule about who was eligible to play in the Masters then," he once told The Augusta Chronicle. "Bob invited some of his friends, such as myself."

He tied for 21st that year and twice was low amateur, but his most memorable Masters came in 1935. Yates was playing in the group ahead when Gene Sarazen made double eagle on the par-5 15th to force a playoff he won the next day. That shot put the Masters on the map.

Yates' amateur career, except for playing the Masters, ended with World War II when he was drafted into the Army. He transferred to the Navy and spent 30 months as a lieutenant on the destroyer USS Mayo, which was struck by enemy fire during the invasion of Italy.

For nearly 50 years, he served on the Masters' Press Committee, a constant presence in the media quarters and, to many who returned to Augusta National year after year, a Masters tradition in himself.

"I am deeply saddened by the passing of Charlie Yates," Augusta National chairman Hootie Johnson said. "Charlie was an outstanding amateur golfer and a member who was linked to Bobby Jones and the club's history, attending every Masters through 2003. He will be greatly missed."

But it was in 1973 that Yates began some of his most lasting work. He accepted Mayor Ivan Allen's suggestion to retire at age 60 and head up the Atlanta Arts Alliance (which later became the Woodruff Arts Center).

Yates had already served as president of the Atlanta Symphony Orchestra (1962-65) and helped recruit Robert Shaw to be its conductor.

"When you look at who had a heavy influence on the thinking of people like the late Ivan Allen, or Robert W. Woodruff, Charlie was an effective leader in getting those people to see how Atlanta's strategy should include the development of world class arts and organizations," said Beauchamp Carr, executive vice president of the Woodruff Arts Center.

Originally drawn to the arts when his wife Dorothy recruited him for nights at the symphony, Yates ushered the city into a new age. Besides overseeing the effort to build the High, he helped raise the \$5.4 million for the center's endowment. In his 10 years as president (1973-83) of what became the Woodruff Arts Center, the overall budget rocketed from \$3.8 million to \$16.3 million.

"I don't think of it as reaching into their pockets," he once said of his fund-raising ethic. "I think of it as their doing something for their own benefit."

The smile didn't hurt much either.

*This story was written by Thomas M. Stinson and published in the Oct. 18, 2005 edition of the Atlanta Journal-Constitution. Additional information from an Associated Press story was added to this account.*



## ALL-TIME GREATS

## ANDERS ALBERTSON • WOODSTOCK, GA.

## Career Honors and Statistics

GCAA All-American	2012 (HM), 2013 (3rd), 2015 (HM)
Golfweek All-American	2012 (HM), 2013 (3rd), 2015 (HM)
Byron Nelson Award recipient	2015
All-Atlantic Coast Conference	2012, 2013, 2014, 2015
ACC Champion	2013, 2015
GCAA All-America Scholar	2014, 2015
CoSIDA Academic All-American	2015 (3rd)
ACC Post-Graduate Scholarship Award recipient	2015
Academic All-ACC	2012, 2013, 2014, 2015
U.S. Palmer Cup team member	2015

Season	Rounds	Strokes	LoRnd	Par/-	Events	T10	W-L	Pct	Avg
2011-12	33	2356	66	18	11	5	727-158	.821	71.39
2012-13	38	2700	66	26	17	5	827-212	.796	71.05
2013-14	39	2809	65	24	16	6	662-387	.631	72.03
2014-15	40	2859	65	25	13	5	797-242	.767	71.48
<b>Totals</b>	<b>150</b>	<b>10724</b>	<b>65</b>	<b>93</b>	<b>57</b>	<b>21</b>	<b>3013-999</b>	<b>.751</b>	<b>71.49</b>

## Career Tournament Results

<b>2011-12</b>									
Carpet Capital Collegiate	74-70-67=211	-5	t3						
Golfweek Conference Challenge	72-73-75=220	+4	t18						
Brickyard Collegiate	72-67-70=209	-7	t2						
United States Collegiate Championship	73-72-75=220	+4	t31						
Amer Ari Invitational	70-75-70=215	-1	t35						
Puerto Rico Classic	75-75-67=217	+1	t23						
Seminole Intercollegiate	72-66-70=208	-5	t6						
Barona Collegiate Cup	67-69-73=209	-7	t13						
Gary Koch Invitational	74-67-74=215	-1	t17						
Atlantic Coast Conference Championship	69-68-72=209	-7	t4						
NCAA Norman Regional	74-76-73=223	+7	t27						
<b>2012-13</b>									
Carpet Capital Collegiate	73-78-72=223	+7	t40						
PING-Golfweek Preview Invitational	71-70-72=213	+3	t16						
Brickyard Collegiate	72-71-72=215	-1	t14						
United States Collegiate Championship	74-75-75=224	+8	t41						
Western Refining College All-American	70-67-70=207	-6	t12						
Amer Ari Invitational	72-70-69=211	-5	t10						
Puerto Rico Classic	75-70-71=216	E	t26						
Southern Highlands Collegiate Masters	75-73-72=220	+4	t19						
Linger Longer Invitational	72-68=140	-4	t4						
Gary Koch Invitational	69-68-75=212	-4	t6						
Atlantic Coast Conference Championship	66-67-68=201	-15	t1						
NCAA Tallahassee Regional	66-71-72=209	-7	t10						
NCAA Championship	69-67-73=209	-1	t26						
<b>2013-14</b>									
Carpet Capital Collegiate	70-71-75=216	E	t12						
Tar Heel Intercollegiate	72-72-70=214	-2	t4						
Brickyard Collegiate	74-68-71=213	-3	t16						
United States Collegiate Championship	70-70-71=211	-5	t3						
Western Refining College All-America	67-70-67=204	-9	t3						
Amer Ari Invitational	72-72-73=217	+1	t74						
Puerto Rico Classic	71-66-70=207	-9	t6						
Southern Highlands Collegiate Masters	84-78-79=241	+25	t74						
Valspar Invitational at Floridian	71-72-77=220	+7	t53						
Robert Kepler Invitational	71-75-76=222	+9	t20						
Capital City Match Play vs. Auburn	def. Dan Stringfellow, 3 & 2								
Capital City Match Play vs. Georgia	def. Nicholas Reach, 5 & 4								
Atlantic Coast Conference Championship	76-68-65=209	-7	t2						
NCAA Raleigh Regional	73-67-71=211	-2	t8						
NCAA Championship (stroke play)	79-73-72=224	+14	t125						
NCAA Championship (match play)	L, 1-up vs. Wyndham Clark (Oklahoma State)								
<b>2014-15</b>									
Carpet Capital Collegiate	77-67-70=214	-2	t18						
DICK'S Sporting Goods Challenge Cup	69-73-72=214	+1	t13						
Jerry Pate National Intercollegiate	70-71-77=218	+8	t27						
United States Collegiate Championship	79-82-73=234	+18	t76						
Warrior Princeville Makai Invitational	68-67-65=200	-16	t4						
Puerto Rico Classic	74-70-70=214	-2	t11						
Seminole Intercollegiate	70-70-67=207	-9	t4						
Valspar Collegiate Invitational	72-70-69=211	-2	t11						
Mason Rudolph Championship	70-73-71=214	+1	t8						
Atlantic Coast Conference Championship	67-69-69=205	-11	t1						
NCAA San Diego Regional	75-72-70=217	+1	t14						
NCAA Championship (stroke play)	69-75-85-74=303	+15	t67						

## ROBERTO CASTRO • ALPHARETTA, GA.

## Career Honors and Statistics

GCAA All-American	2004 (HM), 2005 (1st), 2006 (HM), 2007 (2nd)
Byron Nelson Award recipient	2007
All-Atlantic Coast Conference	2004, 2005, 2006, 2007
ACC Rookie of the Year	2004
GCAA All-America Scholar	2006, 2007
CoSIDA Academic All-American	2005 (3rd), 2006 (1st), 2007 (1st)
ACC Post-Graduate Scholarship Award recipient	2007
Academic All-ACC	2006, 2007
NCAA Today's Top VIII Award	2007
U.S. Palmer Cup team member	2005, 2006

Season	Rounds	Strokes	LoRnd	Par/-	Events	T10	W-L	Pct	Avg
2003-04	36	2588	66	20	12	4	797-250	.761	71.9
2004-05	37	2622	64	23	12	8	964-112	.896	70.9
2005-06	36	2631	65	15	12	2	710-223	.761	73.1
2006-07	34	2444	65	18	11	6	726-192	.791	71.9
<b>Totals</b>	<b>143</b>	<b>10285</b>	<b>64</b>	<b>76</b>	<b>47</b>	<b>20</b>	<b>3197-777</b>	<b>.804</b>	<b>71.9</b>

## Career Tournament Results

<b>2003-04</b>									
Bank of Tennessee at the Ridges	72-73-72=217	+1	t12						
PING/Golfweek Preview Invitational	75-67=142	+2	t9						
Jerry Pate National Intercollegiate	72-69-71=212	-1	t25						
Gary Koch/Cleveland Golf Intercollegiate	68-70-70=208	-8	t2						
TaylorMade/Waikoloa Intercollegiate	74-72-71=217	+1	t42						
Puerto Rico Classic	74-78-72=224	+8	t46						
Southern Highlands Collegiate	77-72-69=218	+2	t24						
Western Intercollegiate	72-66-74=212	+2	t7						
Atlanta Intercollegiate	73-71-75=219	+3	t31						
Atlantic Coast Conference Championship	70-74-69=213	-3	t11						
NCAA East Regional	74-68-70=212	+2	t9						
NCAA Championship	76-74-70-74=294	+14	t44						
<b>2004-05</b>									
PING/Golfweek Preview Invitational	68-72-71=211	+1	t7						
Jerry Pate National Intercollegiate	68-69-71=208	-5	t10						
Isleworth Collegiate Invitational	69-68-75=212	-4	t4						
Carpet Capital Collegiate	73-78-70=221	+5	t11						
TaylorMade/Waikoloa Intercollegiate	68-67-64=199	-17	t4						
Puerto Rico Classic	78-67-72=217	+1	t21						
Southern Highlands Collegiate Championship	74-69-75=218	+2	t15						
Oregon Duck Invitational	71-68-71=210	-6	t3						
Hooties at Bulls Bay Intercollegiate	77-74-72=223	+7	t32						
Atlantic Coast Conference Championship	71-72-74=217	+1	t4						
NCAA East Regional	73-69-65=207	-6	t10						
NCAA Championship	69-68-71-71=279	-1	t3						
<b>2005-06</b>									
Ping/Golfweek Preview Invitational	73-67-68=208	-8	t3						
Jerry Pate National Intercollegiate	65-74-71=210	-3	t11						
Isleworth-UCF Collegiate Invitational	70-74-77=221	+5	t11						
Carpet Capital Collegiate	74-68-74=216	E	t12						
UH Hilo Intercollegiate	68-72-68=208	-5	t5						
Puerto Rico Classic	70-76-74=220	+4	t38						
Southern Highlands Collegiate	76-71-80=227	+11	t20						
Morris Williams Intercollegiate	69-79-77=225	+9	t57						
The United States Intercollegiate	75-75-74=224	+8	t31						
Atlantic Coast Conference Championship	72-70-71=213	-3	t16						
NCAA Central Regional	77-73-70=220	+7	t30						
NCAA Championship	77-84-78-0=239	+23	t*						
*through 54 holes (Tech missed cut)									
<b>2006-07</b>									
Carpet Capital Collegiate	71-72-72=215	-1	t27						
Olympia Fields/Fighting Illini Invitational	78-71-72=221	+5	t20						
Ping/Golfweek Preview Invitational	72-72-76=220	+10	t51						
Isleworth-UCF Collegiate Invitational	74-70-74=218	+2	t4						
UH Hilo Intercollegiate	67-65-67=199	-11	t2						
Puerto Rico Classic	68-70-71=209	-7	t1						
Southern Highlands Collegiate	70-71-78=219	+3	t10						
United States Collegiate Championship	74-74-74=222	+6	t10						
Atlantic Coast Conference Championship	69-72-72=213	-3	t5						
NCAA East Regional	75-73-73=221	+5	t27						
NCAA Championship	74-70-72-71=287	+7	t46						

## ALL-TIME GREATS

## STEWART CINK • FLORENCE, ALA.

## Career Honors and Statistics

GCAA All-American	1993 (2nd), 1994 (2nd), 1995 (1st)
Fred Haskins Player of the Year	1995
Jack Nicklaus Player of the Year	1995
Dave Williams Award	1995
All-Atlantic Coast Conference	1993, 1994, 1995
ACC Player of the Year	1995
ACC Academic Honor Roll	1992, 1993

Season	Rounds	Strokes	LoRnd	Par/-	Events	T10	W-L	Pct	Avg
1991-92	37	2765	67	8	12	2	648-426	.603	74.73
1992-93	38	2761	66	19	13	6	910-173	.840	72.66
1993-94	45	3252	65	22	15	10	944-261	.783	72.27
1994-95	37	2630	65	22	13	10	868-45	.951	71.08
<b>Totals</b>	<b>157</b>	<b>11408</b>	<b>65</b>	<b>71</b>	<b>53</b>	<b>28</b>	<b>3370-905</b>	<b>.788</b>	<b>72.66</b>

## Career Tournament Results

<b>1991-92</b>		
Carpet Capital Collegiate.....	74-77-72—223.....	t 23
Preview Classic.....	73-73-75—221.....	t 43
LSU National.....	77-76-80—233.....	t 32
Golf World-Palmetto Dunes.....	78-74-77—229.....	t 56
Miami National Collegiate.....	72-70-77—219.....	t 14
Golf Digest Collegiate.....	76-82-73—231.....	t 57
Furman Intercollegiate.....	73-74-72—219.....	t 7
PING American Airlines Collegiate.....	78-71-76—225.....	t 35
Cavalier Classic.....	75-74-74—223.....	t 21
ACC Championship.....	75-68-67—210.....	t 3
NCAA East Regional.....	78-81-81—240.....	t 105
NCAA Championship.....	73-74-72-73—292.....	t 42
<b>1992-93</b>		
Jerry Pate National.....	78-73-69—220.....	t 9
Golf-World Palmetto Dunes.....	73-75-66—214.....	t 12
UNLV Rebel Classic.....	68-71-69—208.....	t 1
American University Collegiate.....	71-77-69—217.....	t 2
PING Arizona Collegiate.....	68-71-75—214.....	t 3
Golf Digest Collegiate.....	82-71—153.....	t 26
Carpet Capital Collegiate.....	78-70—148.....	t 22
PING America Collegiate.....	74-78-75—227.....	t 42
ACC Championship.....	75-72-72—219.....	t 12
Cavalier Classic.....	68-73-81—221.....	t 10
The Maxwell.....	69-70-73—212.....	t 7
NCAA East Regional.....	71-74-73—218.....	t 27
NCAA Championship.....	70-74-71-74—289.....	t 13
<b>1993-94</b>		
Preview Classic.....	75-72-72—221.....	t 19
Red River Classic.....	DQ-69-70—NA.....	t 81
John Hancock All-American Collegiate.....	76-79-75—230.....	t 2
Jerry Pate National.....	69-71-68—208.....	t 51
NCAA Puerto Rico Challenge.....	73-77-71—221.....	t 9
Golf Digest Collegiate.....	75-74-68—217.....	t 3
Morris Williams Intercollegiate.....	82-74-82—238.....	t 57
Carpet Capital Collegiate.....	69-73-73—215.....	t 4
PING Intercollegiate.....	72-68-74—214.....	t 2
ACC Championship.....	69-71-75—215.....	t 4
Cavalier Classic.....	67-72-71—210.....	t 2
The Maxwell.....	74-72-74—220.....	t 31
NCAA East Regional.....	74-75-76—216.....	t 3
NCAA Championship.....	75-67-65-73—280.....	t 5
<b>1994-95</b>		
Preview Classic.....	70-70—140.....	t 1
Topy Cup/U.S.—Japan Friendship.....	74-73-70—217.....	t 8
Jerry Pate National.....	74-67-68—209.....	t 3
Golf World Palmetto-Dunes.....	70-70-69—209.....	t 2
NCAA Puerto Rico Challenge.....	69-69-70—208.....	t 11
Golf Digest Collegiate.....	72-73-75—220.....	t 11
Morris Williams Intercollegiate.....	73-70-71—214.....	t 2
Carpet Capital Collegiate.....	74-65-73—212.....	t 1
PING Intercollegiate.....	68-75-70—213.....	t 4
ACC Championship.....	73-69-72—214.....	t 8
The Maxwell.....	69-66-76—211.....	t 1
NCAA East Regional.....	71-73-74—218.....	t 15
NCAA Championship.....	73-72—145.....	NA

## DAVID DUVAL • PONTE VEDRA BEACH, FLA.

## Career Honors and Statistics

GCAA All-American	1990 (1st), 1991 (1st), 1992 (1st), 1993 (1st)
Fred Haskins Player of the Year	1993
Jack Nicklaus Player of the Year	1993
Dave Williams Award Recipient	1993
All-Atlantic Coast Conference	1990, 1991, 1992, 1993
ACC Player of the Year	1992, 1993
ACC Champion	1991, 1993
U.S. Walker Cup Team	1992
U.S. World Amateur Team	1992

Season	Rounds	Strokes	LoRnd	Par/-	Events	T10	W-L	Pct	Avg
1989-90	40	2895	66	24	13	9	1059-171	.861	72.38
1990-91	41	2960	65	24	14	9	1076-172	.862	72.20
1991-92	40	2881	66	24	13	8	983-114	.896	72.03
1992-93	41	2900	65	31	14	13	1067-39	.965	70.73
<b>Totals</b>	<b>162</b>	<b>11636</b>	<b>65</b>	<b>103</b>	<b>54</b>	<b>39</b>	<b>4185-496</b>	<b>.894</b>	<b>71.83</b>

## Career Tournament Results

<b>1989-90</b>		
U.S.-Japan Friendship	70-74-70—214	t 2
Carpet Capital Collegiate	69-74-76—219	t 4
Southern Intercollegiate	71-71-83—225	t 47
Golf World-Palmetto Dunes Collegiate	80-76-76—232	t 70
PING Arizona Intercollegiate	73-71-72—216	t 17
Doral Park National	72-76-71—219	t 4
ImperialLakes Classic	66-75-70—211	t 2
Furman Intercollegiate	75-69-67—211	t 2
The American at MacGregor Downs	73-71-76—220	t 12
ACC Championships	68-72-76—216	t 2
NCAA East Regional	70-72-71—213	t 9
NCAA Championship	74-68-76-70—288	t 18
<b>1990-91</b>		
Carpet Capital Collegiate	76-78-72—226	t 40
Preview Classic	80-73-73—226	t 40
Red River Classic	69-72-70—211	t 4
Southern Intercollegiate	74-77-66—217	t 3
Golf World-Palmetto Dunes Collegiate	69-70-74—213	t 9
PING Arizona Intercollegiate	77-71-76—224	t 128
Doral Park National	67-74-77—218	t 12
Golf Digest Collegiate	71-81-72—224	t 37
Furman Intercollegiate	70-68—138	t 1
PING American Intercollegiate	75-69-71—215	t 2
Cavalier Classic	72-72-69—213	t 3
ACC Championship	67-70—137	t 1
NCAA East Regional	73-65-74—212	t 4
NCAA Championship	76-70-71-69—286	t 2
<b>1991-92</b>		
Carpet Capital Collegiate	83-72-69—224	t 27
Preview Classic	66-72-70—208	t 2
LSU National Collegiate	78-76-75—229	t 22
Golf World-Palmetto Dunes Collegiate	70-68-72—210	t 2
Miami National Collegiate	74-73-72—219	t 14
Golf Digest Collegiate	72-71-76—219	t 8
Furman Intercollegiate	76-72-73—221	t 13
PING American Airlines Collegiate	70-72-74—216	t 6
Cavalier Classic	68-75-70—213	t 1*
ACC Championship	73-66-71—210	t 3
NCAA East Regional	76-73-68—217	t 5
NCAA Championship	68-74-72-75—289	t 23
<b>1992-93</b>		
John Hancock All-American	72-67-67—206	t 2
Jerry Pate National Collegiate	80-69-74—223	t 17
Golf World-Palmetto Dunes	71-72-68—211	t 6
UNLV Rebel Classic	71-70-67—208	t 1
American University Collegiate	76-71-73—220	t 7
Ping Arizona Collegiate	74-68-72—214	t 3
Golf Digest Collegiate	72-75—147	t 3
Carpet Capital Collegiate	70-72—142	t 4
PING American Collegiate	70-70-71—211	t 2
ACC Championship	70-69-67—206	t 1
Cavalier Classic	73-69-72—214	t 1
Perry Maxwell Collegiate	68-70-70—207	t 1
NCAA East Regional	67-74-70—211	t 3
NCAA Championship	73-71-65-70—279	t 2

\* Won playoff



## ALL-TIME GREATS

## JOHN-TYLER GRIFFIN • WILSON, N.C.

## Career Honors and Statistics

GCAA All-American	2007 (HM), 2008 (2nd), 2010 (HM)
All-Atlantic Coast Conference	2008, 2010
ACC Champion	2010
USA Palmer Cup team	2008

Season	Rounds	Strokes	LoRnd	Par/-	Events	T10	W-L	Pct	Avg
2007-08	20	1507	71	4	7	-	270-328	.452	75.35
2008-09	33	2442	69	11	11	2	573-369	.608	74.00
2009-10	34	2446	65	20	12	6	871-172	.835	71.94
2010-11	35	2504	65	22	12	7	788-114	.874	71.54
<b>Totals</b>	<b>122</b>	<b>8899</b>	<b>65</b>	<b>57</b>	<b>42</b>	<b>15</b>	<b>2502-983</b>	<b>.718</b>	<b>72.94</b>

## Career Tournament Results

## 2007-08

Brickyard Collegiate Championship	78-76-72=226	+10	t 49
Isleworth CF Collegiate	73-74-75=222	+6	t 40
Southern Highlands Collegiate	80-80-77=237	+21	.67
United States Collegiate Championship	77-72-74=223	+7	t 33
Administrative ASU Invitational	74-72=146	+2	t 38
Atlantic Coast Championship	77-76-71=224	+8	t 43
NCAA Central Regional	78-77-74=229	+16	t 65

## 2008-09

Carpet Capital Collegiate	79-77-72=228	+12	t 71
Ping/Golfweek Preview Invitational	77-71-75=223	+10	t 38
Brickyard Collegiate Championship	69-74-72=215	+5	t 3
Isleworth-UCF Collegiate	76-73-78=227	+11	t 35
UH-Hilo Intercollegiate	76-75-73=224	+8	t 39
Puerto Rico Classic	71-72-72=215	-1	t 21
Southern Highlands Collegiate	78-76-81=235	+19	t 71
United States Collegiate Championship	72-74-70=216	E	t 4
Atlantic Coast Conference Championship	72-74-74=220	+4	t 27
NCAA Central Regional	74-72-71=217	+1	t 11
NCAA Championship	76-74-72=222	+9	t 60

## 2009-10

Carpet Capital Collegiate	79-69-70=218	+2	t 20
Mason Rudolph Intercollegiate	69-68=137	-5	t 4
Brickyard Collegiate Championship	2 69-70=139	-5	t 2
UNCG Bridgestone Collegiate	68-68-72=208	-8	t 4
Mauna Lani Invitational	74-71-72=217	+1	t 10
Puerto Rico Classic	70-65-70=205	-11	t 4
Southern Highlands Collegiate Masters	76-83-75=234	+18	t 37
Linger Longer Invitational	76-76-73=225	+9	t 30
Wolfpack Intercollegiate	74-75-72=221	+8	t 22
Atlantic Coast Conference Championship	68-74-76=218	+2	t 23
NCAA Southeast Regional	68-73-68=209	-1	t 3
NCAA Championship	71-72-72=215	-1	t 25
NCAA Match Play	Henrik Norlander, Augusta State	L	1-up

## 2010-11

Carpet Capital Collegiate	72-72-70=214	-2	t 9
Ping/Golfweek Preview	75-70-77=222	+6	t 13
Brickyard Collegiate	75-69-69=213	-3	t 8
United States Collegiate Championship	69-76-70=215	-1	t 7
Western Refining College All-American	71-65-68=204	-9	t 2
Amer Ari Invitational	67-74-69=210	-6	t 14
Puerto Rico Classic	70-72-70=212	-4	t 8
Southern Highlands Collegiate Masters	71-74-79=224	+8	t 25
Yellow Jacket Classic	69-72=141	-3	3
Atlantic Coast Conference Championship	73-70-66=209	-7	t 3
NCAA East Regional	74-74-73=221	+5	t 17
NCAA Championship	73-72-74=219	+3	t 17
NCAA Match Play	Patrick Reed Augusta State	L	1-up

## CHESSON HADLEY • RALEIGH, N.C.

## Career Honors and Statistics

GCAA All-American	2007 (HM), 2008 (2nd), 2010 (HM)
Golfweek All-American	2008 (1st)
All-Atlantic Coast Conference	2008, 2010
ACC Champion	2010
USA Palmer Cup team	2008

Season	Rounds	Strokes	LoRnd	Par/-	Events	T10	W-L	Pct	Avg
2006-07	22	1586	66	12	7	3	460-148	.757	72.09
2007-08	32	2275	65	21	11	5	768-119	.866	71.09
2008-09	27	2002	66	7	9	1	410-317	.564	74.15
2009-10	25	1809	66	14	9	2	599-192	.757	72.36
<b>Totals</b>	<b>106</b>	<b>7672</b>	<b>65</b>	<b>54</b>	<b>36</b>	<b>11</b>	<b>2237-776</b>	<b>.742</b>	<b>72.38</b>

## Career Tournament Results

## 2006-07

UH Hilo Intercollegiate	71-66-68=205	-5	t 18
Puerto Rico Classic	73-72-75=220	+4	t 36
Southern Highlands Collegiate	72-83-74=229	+13	t 45
United States Collegiate Championship	74-79-75=228	+12	t 36
Atlantic Coast Conference Championship	72-72-71=215	-1	t 9
NCAA East Regional	68-75-71=214	-2	t 7
NCAA Championship	72-67-66-70=275	-5	t 4

## 2007-08

Carpet Capital Collegiate	65-69-74=208	-8	t 1
Brickyard Collegiate Championships	70-70-68=208	-8	t 6
Isleworth CF Collegiate	72-69-71=212	-4	t 5
Western Refining All-American Classic	70-66-77=213	E	t 16
UH Hilo Invitational	68-66-69=203	-7	t 9
Puerto Rico Classic	66-72-74=212	-4	t 6
Southern Highlands Collegiate	73-71-74=218	+2	t 12
United States Collegiate Championship	75-73-74=222	+6	t 28
Administrative ASU Invitational	72-71=143	-1	t 15
Atlantic Coast Championship	72-71-71=214	-2	t 20
NCAA Central Regional	72-75-75=222	+9	t 12

## 2008-09

PING/Golfweek Preview Invitational	74-69-74=217	+4	t 17
Brickyard Collegiate Championship	75-80-77=232	+22	t 69
Isleworth-UCF Collegiate	77-73-88=238	+22	t 77
Western Refining College All-American	73-74-69=216	+3	t 16
UH-Hilo Intercollegiate	78-75-75=228	+12	t 56
United States Collegiate Championship	73-75-72=220	+4	t 11
Atlantic Coast Conference Championship	71-70-66=207	-9	t 3
NCAA Central Regional	75-72-77=224	+8	t 30
NCAA Championship	72-72-76=220	+7	t 47

## 2009-10

Mason Rudolph Intercollegiate	70-72=142	E	t 21
Brickyard Collegiate Championship	77-71=148	+4	t 44
UNCG Bridgestone Collegiate	71-72-69=212	-4	t 12
Southern Highlands Collegiate Masters	74-79-78=231	+15	t 29
Linger Longer Invitational	75-75-69=219	+3	t 13
Wolfpack Intercollegiate	76-76-76=228	+15	t 59
Atlantic Coast Conference Championship	69-66-71=206	-10	t 1
NCAA Southeast Regional	73-69-68=210	E	t 8
NCAA Championship	72-72-69=213	-3	t 14
NCAA Match Play	Patrick Reed, Augusta State	L	2-up

## ALL-TIME GREATS

## PAUL HALEY • DALLAS, TEXAS

## Career Honors and Statistics

GCAA All-American	2010 (HM)
All-Atlantic Coast Conference	2011
ACC Champion	2011

Season	Rounds	Strokes	LoRnd	Par/-	Events	T10	W-L	Pct	Avg
2007-08	20	1502	69	6	7	1	328-320	.506	75.10
2009-10	31	2285	68	10	11	2	590-370	.615	73.71
2010-11	35	2554	68	16	12	5	601-301	.666	72.97
<b>Totals</b>	<b>86</b>	<b>6341</b>	<b>68</b>	<b>32</b>	<b>30</b>	<b>8</b>	<b>1519-991</b>	<b>.605</b>	<b>73.73</b>

## Career Tournament Results

## 2007-08

Carpet Capital Collegiate	77-73-70=220	+4	t 23
Brickyard Collegiate Championships	72-71-79=222	+6	t 39
Isleworth CF Collegiate	75-74-78=227	+11	t 66
UH Hilo Invitational	72-69-74=215	+5	t 53
Puerto Rico Classic	80-72-89=241	+25	t 78
United States Collegiate Championship	73-83-76=232	+16	61
Yale Men's Spring Open	69-76=145	+5	t 7

## 2009-10

Carpet Capital Collegiate	72-73-71=216	E	t 14
Mason Rudolph Intercollegiate	73-72=145	+3	t 40
Brickyard Collegiate Championships	77-76=153	+9	t 64
Mauna Lani Invitational	79-78-77=234	+18	t 85
Puerto Rico Classic	70-74-76=220	+4	t 47
Southern Highlands Collegiate Masters	75-81-80=236	+20	t 43
Linger Longer Invitational	77-73-71=221	+5	t 19
Wolfpack Intercollegiate	72-73-74=219	+6	t 15
Atlantic Coast Conference Championship	71-69-70=210	-6	t 4
NCAA Southeast Regional	75-76-68=219	+9	t 41
NCAA Championship	70-69-73=212	-4	t 9
NCAA Match Play	Carter Newman, Augusta State	L	1-up

## 2010-11

Carpet Capital Collegiate	70-68-75=213	-3	t 7
PING/Golfweek Preview	75-73-73=221	+5	t 10
Brickyard Collegiate	78-77-76=231	+15	t 68
United States Collegiate Championship	71-69-75=215	-1	t 7
Western Refining College All-American	72-73-70=215	+2	t 23
Amer Ari Invitational	72-70-75=217	+1	t 51
Puerto Rico Classic	71-74-72=217	+1	t 23
Southern Highlands Collegiate Masters	77-75-80=232	+16	t 60
Yellow Jacket Classic	71-68=139	-5	1
Atlantic Coast Conference Championship	68-68-70=206	-10	1
NCAA East Regional	76-76-76=228	+12	t 42
NCAA Championship	71-72-77=220	+4	t 20
NCAA Match Play	Carter Newman, Augusta State	L	2-up

## BUNKY HENRY • POMPANO BEACH, FLA.

## Career Honors and Statistics

GCAA All-American	1967 (1st)
NCAA Championship runner-up	1967
Georgia Tech Sports Hall of Fame	1984
Georgia Golf Hall of Fame	2008

Year	Rounds	Strokes	Low	High	Avg	Record*
1964-65	14	1019	69	82	72.79	8-4-0
1965-66	records not available					
1966-67	23	1674	70	82	72.78	10-3-2

\*dual-match record



## ALL-TIME GREATS

## JIMMY JOHNSTON • KNOXVILLE, TENN.

## Career Honors and Statistics

GCAA All-American	1992 (2nd)
All-Atlantic Coast Conference	1992
NCAA East Regional Champion	1992

Season	Rounds	Strokes	LoRnd	Par/-	Events	T10	W-L	Pct	Avg
1990-91	38	2813	69	12	13	5	819-349	.701	74.03
1991-92	37	2679	67	20	12	6	941-133	.876	72.41
<b>Totals</b>	<b>75</b>	<b>5492</b>	<b>67</b>	<b>32</b>	<b>25</b>	<b>11</b>	<b>1760-482</b>	<b>.785</b>	<b>73.23</b>

## Career Tournament Results

<b>1990-91</b>									
Carpet Capital Collegiate	74-75-78	—227	t 44						
Preview Classic	76-71-70	—217	t 5						
Red River Classic	79-82-75	—236	t 70						
Southern Intercollegiate	72-74-72	—218	t 6						
Palmetto Dunes Collegiate	71-72-69	—212	t 7						
PING Arizona Collegiate	71-73-80	—224	t 28						
Doral Park National	79-74-73	—226	t 48						
Furman Intercollegiate	78-76	—154	t 61						
PING American	77-74-74	—225	t 21						
Cavalier Classic	74-70-72	—216	t 8						
ACC Championship	73-69	—142	t 6						
NCAA East Regional	72-73-71	—216	t 13						
NCAA Championship	73-75-81-71	—300	t 45						
<b>1991-92</b>									
Carpet Capital Collegiate	71-75-72	—218	t 5						
Preview Classic	73-69-72	—214	t 11						
LSU National Invitational	81-78-73	—232	t 28						
Palmetto Dunes Collegiate	72-73-74	—219	t 13						
National Collegiate	73-68-70	—211	t 2						
Furman Intercollegiate	76-79-71	—226	t 35						
Golf Digest Collegiate	74-75-72	—221	t 13						
PING American	69-74-73	—216	t 6						
Cavalier Classic	74-71-69	—214	t 3						
ACC Championship	67-72-70	—209	t 2						
NCAA East Regional	72-67-70	—209	t 1						
NCAA Championship	73-76-70-71	—290	t 26						

## MATT KUCHAR • LAKE MARY, FLA.

## Career Honors and Statistics

U.S. Amateur Champion	1997
First-team All-American	1997 (3rd), 1998 (1st), 2000 (1st)
Fred Haskins Player of the Year	1998
Dave Williams Award	2000
All-Atlantic Coast Conference	1997, 1998, 1999, 2000
ACC Player of the Year	1998
ACC Rookie of the Year	1997
NCAA East Regional Champion	1998
Walker Cup	1999
Palmer Cup	1998, 1999
World Amateur Team	1998
ACC Academic Honor Roll	1997, 2000

Season	Rounds	Strokes	LoRnd	Par/-	Events	T10	W-L	Pct	Avg
1996-97	40	2900	67	22	14	6	917-168	.845	72.50
1997-98	35	2478	64	24	12	9	1028-114	.900	70.80
1998-99	29	2137	69	10	10	2	605-315	.658	73.69
1999-00	34	2402	67	25	11	8	862-76	.919	70.65
<b>Totals</b>	<b>138</b>	<b>9917</b>	<b>64</b>	<b>81</b>	<b>47</b>	<b>25</b>	<b>3412-673</b>	<b>.835</b>	<b>71.86</b>

## Career Tournament Results

<b>1996-97</b>									
William H. Tucker Invitational	72-74-69	—215	t 20						
Keswick Club Cavalier Classic	75-75-73	—223	t 40						
Tennessee Tournament of Champions	70-67-69	—206	t 1						
Taylor Made Red River Classic	72-68-72	—212	t 19						
Duke Golf Classic	75-74-76	—225	t 18						
Country Club of Louisiana Intercollegiate	71-72-77	—220	t 19						
PING Arizona Intercollegiate	72-72-72	—216	t 9						
Puerto Rico Golf Classic	76-74-69	—219	t 15						
Furman Intercollegiate	69-70-70	—209	t 1						
Carpet Capital Collegiate	72-75-72	—219	t 10						
ACC Championships	76-70-70	—216	t 2						
Liberty University Golf Classic	76-75	—151	t 21						
NCAA East Regional	68-74-74	—216	t 6						
NCAA Championship	77-76	—153	mc						
<b>1997-98</b>									
William H. Tucker Invitational	69-71	—140	t 5						
Tennessee Tournament of Champions	69-74-75	—218	t 21						
Duke Golf Classic	80-73	—153	t 38						
Country Club of Louisiana Intercollegiate	72-74-72	—218	t 8						
Nelson Stanford Invitational	71-70-70	—211	t 2						
PING Arizona Intercollegiate	74-66-72	—212	t 5						
Waikoloa Intercollegiate	74-75-70	—219	t 31						
Puerto Rico Golf Classic	68-70-70	—208	t 1						
Carpet Capital Collegiate	68-73-73	—214	t 4						
ACC Championships	70-71-66	—207	t 3						
NCAA East Regional	64-69-69	—202	t 1						
NCAA Championship	69-67-70-70	—276	t 7						
<b>1998-99</b>									
Ridges Invitational	71-75-69	—215	t 14						
PING/Golfweek Preview Invitational	78-73-75	—226	t 26						
Golfworld Palmetto Dunes Invitational	75-75-76	—226	t 54						
Waikoloa Intercollegiate	71-74-76	—221	t 1						
Puerto Rico Challenge	69-71-74	—214	t 20						
Golf Digest Intercollegiate	75-76-75	—226	t 47						
Carpet Capital Collegiate	72-70-79	—221	t 29						
ACC Championship	75-74-71	—220	t 12						
NCAA East Regional	70-69-70	—209	t 2						
NCAA Championship	83-76	—159	t 120						
<b>1999-2000</b>									
PING/Golfweek Preview Invitational	72-73-71	—216	t 14						
Carpet Capital Collegiate	69-72-72	—213	t 8						
Golfworld Palmetto Dunes Invitational	69-69-69	—207	t 7						
Savane College All-America Classic	69-67-72	—214	t 1						
Waikoloa Intercollegiate	68-69-71	—208	t 1						
San Juan Shootout	73-68-71	—212	t 4						
Las Vegas Intercollegiate	70-74-67	—211	t 7						
U.S. Collegiate Championship	73-71-67	—211	t 7						
ACC Championship	71-73-69	—213	t 4						
NCAA East Regional	74-73-73	—220	t 14						
NCAA Championship	67-70-72-74	—283	t 20						

## ALL-TIME GREATS

## KEVIN LARSEN • SANTA BARBARA, CALIF.

## Career Honors and Statistics

GCAA All-American	2006 (3rd)
GCAA All-America Scholar	2006, 2007
All-Atlantic Coast Conference	2006
Academic All-ACC	2006, 2007

Season	Rounds	Strokes	LoRnd	Par/-	Events	T10	W-L	Pct	Avg
2003-04	36	2671	67	12	12	1	533-510	.511	74.19
2004-05	28	2094	69	6	9	1	436-428	.505	74.79
2005-06	36	2605	66	18	12	5	727-206	.779	72.36
2006-07	34	2500	67	13	11	-	405-452	.473	73.53
<b>Totals</b>	<b>134</b>	<b>9870</b>	<b>66</b>	<b>49</b>	<b>44</b>	<b>7</b>	<b>2101-1596</b>	<b>.568</b>	<b>73.66</b>

## Career Tournament Results

<b>2003-04</b>	
PING/Golfweek Preview Invitational	77-71=148.....+8.....t 38
Carpet Capital Collegiate	73-70-72=215.....-1.....t 12
Jerry Pate National Intercollegiate	68-73-67=208.....-5.....t 17
Gary Koch/Cleveland Golf Intercollegiate	67-70-76=213.....-3.....t 9
TaylorMade/Waikoloa Intercollegiate	70-73-69=212.....-4.....t 14
Puerto Rico Classic	71-74-74=219.....+3.....t 24
Southern Highlands Collegiate	74-79-80=233.....+17.....70
Western Intercollegiate	77-78-78=233.....+23.....t 74
Atlanta Intercollegiate	76-76-71=223.....+7.....40
Atlantic Coast Conference Championship	75-78-72=225.....+9.....37
NCAA East Regional	80-80-74=234.....+24.....t111
NCAA Championship	82-69-78-79=308.....+28.....t 76
<b>2004-05</b>	
Carpet Capital Collegiate	76-74-70=220.....+4.....t 6
TaylorMade/Waikoloa Intercollegiate	69-71-72=212.....-4.....t 54
Puerto Rico Classic	71-75-77=223.....+7.....t 43
Southern Highlands Collegiate Championship	79-71-74=224.....+8.....t 35
Oregon Duck Invitational	74-77-75=226.....+10.....t 55
Hooties at Bulls Bay Intercollegiate	82-81-76=239.....+23.....t 71
Atlantic Coast Conference Championship	78-73-75=226.....+10.....t 24
NCAA East Regional	72-75-75=222.....+9.....t 82
NCAA Championship	77-74-74-77=302.....+22.....t 67
<b>2005-06</b>	
PING/Golfweek Preview Invitational	71-71-71=213.....-3.....t 9
Jerry Pate National Intercollegiate	67-72-69=208.....-5.....t 7
Isleworth-UCF Collegiate Invitational	71-73-74=218.....+2.....t 3
Carpet Capital Collegiate	73-66-72=211.....-5.....5
UH Hilo Intercollegiate	67-70-68=205.....-8.....4
Puerto Rico Classic	73-76-76=225.....+9.....t 59
Southern Highlands Collegiate	72-78-81=231.....+15.....t 36
Morris Williams Intercollegiate	73-74-74=221.....+5.....t 36
The United States Intercollegiate	78-72-74=224.....+8.....t 31
Atlantic Coast Conference Championship	73-67-72=212.....-4.....t 12
NCAA Central Regional	69-78-70=217.....+4.....t 15
NCAA Championship	76-71-73-0=220.....+4.....*

\*through 54 holes (Tech missed cut)

<b>2006-07</b>	
Carpet Capital Collegiate	69-72-78=219.....+3.....t 44
Olympia Fields/Fighting Illini Invitational	71-75-75=221.....+5.....t 20
PING/Golfweek Preview Invitational	75-76-67=218.....+8.....t 44
Western Refining College All-America	72-69-71=212.....-1.....t 17
UH Hilo Intercollegiate	71-69-73=213.....+3.....t 59
Puerto Rico Classic	75-75-71=221.....+5.....t 39
Southern Highlands Collegiate	71-84-78=233.....+17.....t 63
United States Collegiate Championship	72-77-77=226.....+10.....t 24
Atlantic Coast Conference Championship	74-72-72=218.....+2.....t 19
NCAA East Regional	74-76-76=226.....+10.....t 66
NCAA Championship	75-70-74-74=293.....+13.....t 68

+played as an individual

## TROY MATTESON • AUSTIN, TEXAS

## Career Honors and Statistics

NCAA Champion	2002
GCAA All-American	2001 (3rd), 2002 (1st), 2003 (1st)
All-Atlantic Coast Conference	2001, 2002, 2003
Arnold Palmer Award	2002
Byron Nelson Award	2003
GCAA All-America Scholar	2002, 2003
ACC Academic Honor Roll	1999, 2000, 2001

Season	Rounds	Strokes	LoRnd	Par/-	Events	T10	W-L	Pct	Avg
1999-00	33	2399	64	14	11	1	713-291	.710	72.70
2000-01	33	2391	64	15	11	2	739-236	.758	72.45
2001-02	37	2642	65	21	12	7	852-168	.835	71.41
2002-03	36	2564	64	21	12	6	983-138	.877	71.22
<b>Totals</b>	<b>139</b>	<b>9996</b>	<b>64</b>	<b>71</b>	<b>46</b>	<b>16</b>	<b>3287-833</b>	<b>.798</b>	<b>71.91</b>

## Career Tournament Results

<b>1999-2000</b>	
PING/Golfweek Preview Invitational	72-75-73=220.....t 26
Carpet Capital Collegiate	70-76-70=216.....t 17
Iron Duke Golf Classic	74-75=149.....t 15
Golf World Palmetto Dunes Invitational	76-68-75=219.....t 55
Waikoloa Intercollegiate	74-71-77=222.....t 39
San Juan Shoot Out	75-71-74=220.....t 29
Las Vegas Intercollegiate	67-72-74=213.....t 17
U.S. Collegiate Championship	75-64-70=209.....t 5
ACC Championship	72-73-73=218.....t 13
NCAA East Regional	81-75-72=228.....t 56
NCAA Championship	73-71-72-69=285.....t 30
<b>2000-01</b>	
Carpet Capital Collegiate	73-70-79=222.....t 23
Jerry Pate Intercollegiate	76-64-72=212.....t 15
Golf World Invitational	70-68-75=213.....t 28
Taylor Made/Waikoloa Intercollegiate	75-78-72=225.....t 13
Puerto Rico Classic	75-71-73=219.....t 15
Las Vegas Intercollegiate	72-72-66=210.....2
Morris Williams Intercollegiate	75-75=150.....t 37
Ford U.S. Collegiate Championship	74-72-73=219.....t 20
ACC Championship	70-74-71=215.....t 10
NCAA East Regional	73-69-73=215.....t 49
NCAA Championship	74-76-69-70=289.....t 27
<b>2001-02</b>	
PING/Golfweek Preview Invitational	75-72-72=219.....+6.....t 19
Carpet Capital Collegiate	68-69-76=213.....-3.....t 3
Jerry Pate National Intercollegiate	70-69-74=213.....E.....t 7
Long Cove Invitational	76-68-67=211.....-2.....t 2
Savane College All-American Classic	70-75-70=215.....+2.....t 17
TaylorMade/Waikoloa Intercollegiate	67-70-73=210.....-6.....1
Puerto Rico Classic	69-65-71=205.....-11.....1
Callaway Golf Las Vegas Collegiate	70-69-69=208.....-8.....t 1
PING/US Collegiate Championships	74-75-78=227.....+11.....t 45
Atlantic Coast Conference Championship	69-77-72=218.....+2.....t 23
NCAA East Regional	73-76-78=227.....+11.....t 60
NCAA Championships	73-66-70-67=276.....-8.....1
<b>2002-03</b>	
Carpet Capital Collegiate	72-64-69=205.....-11.....t 1
PING/Golfweek Preview	73-76-72=221.....+5.....t 10
Jerry Pate National Intercollegiate	71-69=140.....-2.....t 12
Nelson Invitational	71-72-73=216.....+3.....t 23
TaylorMade/Waikoloa Intercollegiate	73-69-69=211.....-3.....t 11
Puerto Rico Classic	73-71-70=214.....-9.....t 3
Toyota Collegiate Championship	71-73-72=216.....E.....t 22
Morris Williams Intercollegiate	73-74-68=215.....-1.....t 17
Cleveland Golf/Augusta State Invit.	71-68-68=207.....-9.....t 8
Atlantic Coast Conference Championship	74-67-73=214.....-2.....t 3
NCAA East Regional	68-67-66=201.....-15.....1
NCAA Championship	78-74-77-75=304.....+16.....t 39



## ALL-TIME GREATS

## BILL McDONALD • DALTON, GA.

## Career Honors and Statistics

GCAA All-American	1985 (HM), 1988 (HM)
All-Atlantic Coast Conference	1985

Season	Rounds	Strokes	LoRnd	Par/-	Events	T10	W-L	Pct	Avg
1984-85	37	2707	67	13	12	6	865-122	.876	73.16
1985-86	32	2392	68	9	11	3	702-396	.639	74.75
1986-87	17	1251	68	6	6	2	497-140	.780	73.59
1987-88	36	2650	68	16	12	2	813-127	.865	73.61
<b>Totals</b>	<b>122</b>	<b>9000</b>	<b>67</b>	<b>44</b>	<b>41</b>	<b>13</b>	<b>2877-785</b>	<b>.786</b>	<b>73.77</b>

## Career Tournament Results

<b>1984-85</b>									
McGregor Invitational							76-75-76=227	+11	n/a
John Ryan Memorial							67-69-72=208	-5	1st
Dixie Intercollegiate							77-72-70=219	+3	t10th
Gator Bowl Invitational							74-72-75=221	+7	1st
Tampa Winter Collegiate Invitational							80-71-74=225	+9	16th
Florida Southern/ImperialLakes Classic							73-73-78=224	+8	n/a
Iron Duke Classic							73-68-71=212	-1	1st
Furman Intercollegiate							71-80-76=227	+11	n/a
Atlantic Coast Conference Championship							68-69-73=210	-6	3rd
Chris Schenkel Intercollegiate							76-69-73=218	+2	t36th
Southern Intercollegiate Championship							76-68-71=215	-1	t9th
NCAA Championship							74-76-76=301	+13	t54th
<b>1985-86</b>									
Honda Fall Collegiate							72-78-74=224	+8	n/a
Grandfather Mountain Invitational							83-78-81=242	+26	t70th
John Ryan Memorial							80-75=155	+13	t90th
Miami/Doral Park National Collegiate							74-74-80=228	+12	t22nd
ImperialLakes Classic							72-74-74=220	+4	t24th
Iron Duke Classic							69-68-71=208	-5	1st
Furman Intercollegiate							77-68-77=222	+6	t29th
Atlantic Coast Conference Championship							73-72-71=216	E	t6th
Chris Schenkel Intercollegiate							75-73-73=221	+5	t52nd
NCAA Championship							80-79-75-76=310	+22	t109th
<b>1986-87</b>									
John Ryan Memorial							72-78=150	+8	t21st
Furman Intercollegiate							72-76=148	+4	t8th
Atlantic Coast Conference Championship							72-70-74=216	E	t6th
Chris Schenkel Intercollegiate							73-71-71=215	-1	t12th
Oak Tree Intercollegiate							75-68-76=219	+9	t40th
NCAA Championship							75-76-75-77=303	+15	t59th
<b>1987-88</b>									
Guilford Invitational							75-73=148	+4	t10th
Southwestern Intercollegiate							76-76-77=229	+13	n/a
Southern Intercollegiate Fall Classic							78-70-72=220	+4	t14th
Golf World/Palmetto Dunes Collegiate							71-77-72=220	+4	n/a
Bill Bell Memorial Classic							76-71-74=221	+5	t13th
Miami/Doral Park National Collegiate							69-77-78=224	+8	t16th
Florida Southern ImperialLakes Classic							72-71-70=213	-3	t13th
Iron Duke Classic							71-77-78=226	+10	t20th
Furman Intercollegiate							77-71-72=220	+4	t13th
Atlantic Coast Conference Championship							73-77-75=225	+15	t13th
Chris Schenkel Invitational							74-71-72=217	+1	t23rd
NCAA Championship							77-68-69-73=287	+3	t2nd

## BOB McDONNELL • ORMOND BEACH, FLA.

## Career Honors and Statistics

GCAA All-American	1985 (3rd)
All-Atlantic Coast Conference	1985
ACC Champion	1985
ACC Academic Honor Roll	1984

Season	Rounds	Strokes	LoRnd	Par/-	Events	T10	W-L	Pct	Avg
1982-83	18	1334	68	5	6	2	442-126	.778	74.11
1983-84	30	2231	67	8	10	3	390-190	.672	74.37
1984-85	40	2929	67	16	13	3	843-153	.846	73.23
1985-86	32	2352	70	13	11	3	851-217	.797	73.50
<b>Totals</b>	<b>120</b>	<b>8846</b>	<b>67</b>	<b>42</b>	<b>40</b>	<b>11</b>	<b>2526-686</b>	<b>.786</b>	<b>73.72</b>

## Career Tournament Results

<b>1982-83</b>									
Gator Invitational							71-74-76=221		t 54
Seminole Invitational							72-76-75=223		t 13
Central Florida Intercollegiate							73-72-77-73=295		3
Junior-Senior Championship							68-76=144		t 7
Tar Heel Invitational							79-70-74=223		t 28
ACC Championship							79-74-75=228		t 27
<b>1983-84</b>									
Hall of Fame Invitational							75-72-73=220		5
Gator Invitational							67-72-67=206		3
ImperialLakes Classic							77-76-69=222		t 50
Iron Duke Classic							79-77-73=229		n/a
Furman Invitational							77-77-73=227		n/a
Tar Heel Invitational							73-77-72=222		24
ACC Championship							68-76-80=224		7
Chris Schenkel Intercollegiate							75-80-71=226		t 58
Southern Intercollegiate							73-76-75=224		t 50
<b>1984-85</b>									
Forest Hills Invitational							75-76-74=225		t 19
MacGregor Intercollegiate							79-72-75=226		n/a
John Ryan Memorial							74-72-70=216		t 13
Dixie Intercollegiate							72-75-74=221		t 10
Gator Bowl Invitational							69-81-80=230		n/a
Hall of Fame Invitational							82-74-74=230		n/a
Hilton Head Invitational							72-77-74=223		11
ImperialLakes Classic							69-74-70=213		n/a
Iron Duke Classic							72-74-73=219		t 14
Furman Invitational							74-76-70=220		t 7
ACC Championship							68-69-68=205		1
Chris Schenkel Intercollegiate							72-71-70=213		t 18
Southern Intercollegiate							70-67-69=206		1
NCAA Championship							77-73-77-78=305		t 74
<b>1985-86</b>									
Honda Fall Collegiate							75-71-75=221		t 16
Grandfather Mountain Invitational							80-78-82=240		n/a
John Ryan Memorial							74-73=147		n/a
Miami National Collegiate							71-70-70=211		1
Hilton Head Intercollegiate							72-73=145		2
ImperialLakes Classic							74-72-71=218		t 15
Iron Duke Classic							73-71-78=222		n/a
Furman Invitational							73-74-71=218		n/a
ACC Championship							74-72-72=218		10
Chris Schenkel Intercollegiate							74-74-70=218		n/a
NCAA Championship							77-72-74-71=294		t 38

## ALL-TIME GREATS

## KRIS MIKKELSEN • WOODSTOCK, GA.

## Career Honors and Statistics

GCAA All-American	2001 (HM), 2002 (2nd)
All-Atlantic Coast Conference	2002
GCAA All-America Scholar	2001, 2002
ACC Academic Honor Roll	1999, 2000, 2001, 2002
U.S.-Japan Matches	2002

Season	Rounds	Strokes	LoRnd	Par/-	Events	T10	W-L	Pct	Avg
1998-99	21	1538	68	12	7	2	430-172	.714	73.24
1999-00	8	583	69	4	3	1	179-57	.758	72.88
2000-01	35	2574	66	15	12	4	647-407	.614	73.54
2001-02	37	2668	67	17	12	6	840-180	.824	72.11
<b>Totals</b>	<b>101</b>	<b>7363</b>	<b>66</b>	<b>48</b>	<b>34</b>	<b>13</b>	<b>2096-816</b>	<b>.720</b>	<b>72.90</b>

## Career Tournament Results

## 1998-99

Red River Classic.....	75-72-70—217.....	t 44
Duke Golf Classic.....	75-72-76—223.....	t 33
Golf World Palmetto Dunes Invitational.....	72-70-70—212.....	t 2
Waikoloa Intercollegiate.....	70-85-75—230.....	t 21
Puerto Rico Classic.....	70-70-68—208.....	5
Golf Digest Intercollegiate.....	76-69-71—216.....	t 12
Chris Schenkel Invitational.....	79-78-75—232.....	t 62

## 1999-2000

Carpet Capital Collegiate.....	72-72-73—217.....	t 21
Iron Duke Golf Classic.....	78-74—152.....	t 31
San Juan Shoot Out.....	72-73-69—214.....	t 8

## 2000-01

PING/Golfweek Preview Invitational.....	79-79—158.....	t 71
Carpet Capital Collegiate.....	73-70-79—222.....	t 23
Jerry Pate Intercollegiate.....	74-74-72—220.....	t 33
Golf World Invitational.....	70-68-74—212.....	t 24
Taylor Made/Waikoloa Intercollegiate.....	87-81-75—243.....	t 96
Puerto Rico Classic.....	80-72-70—222.....	t 28
Las Vegas Intercollegiate.....	74-69-70—213.....	t 6
Morris Williams Intercollegiate.....	70-73—143.....	t 9
U.S. Collegiate Championship.....	73-74-79—226.....	44
ACC Championship.....	69-73-71—213.....	6
NCAA East Regional.....	72-72-74—221.....	t 75
NCAA Championship.....	66-72-72-71—281.....	t 4

## 2001-02

PING/Golfweek Preview Invitational.....	73-74-77—224.....	+11.....	t 43
Carpet Capital Collegiate.....	72-70-75—217.....	+1.....	t 11
Jerry Pate National Intercollegiate.....	69-72-73—214.....	+1.....	t 10
Long Cove Invitational.....	76-68-70—214.....	+1.....	t 9
Savane College All-America Classic.....	69-73-73—215.....	+2.....	t 17
TaylorMade/Waikoloa Intercollegiate.....	71-72-74—217.....	+1.....	t 9
Puerto Rico Classic.....	67-73-73—213.....	-3.....	t 7
Callaway Golf Las Vegas Collegiate.....	71-74-71—216.....	E.....	t 10
PING/US Collegiate Championships.....	72-74-74—220.....	+4.....	t 16
Atlantic Coast Conference Championship.....	67-74-70—211.....	-5.....	t 9
NCAA East Regional.....	73-74-74—221.....	+5.....	t 18
NCAA Championship.....	70-74-71-71—286.....	+2.....	t 33

## BRYCE MOLDER • CONWAY, ARK.

## Career Honors and Statistics

GCAA All-American	1998 (1st), 1999 (1st), 2000 (1st), 2001 (1st)
Fred Haskins Player of the Year	2001
Jack Nicklaus Player of the Year	1998, 2001
Golfweek Collegiate Player of the Year	2001
Dave Williams Award Recipient	2001
All-Atlantic Coast Conference	1998, 1999, 2000, 2001
ACC Player of the Year	1999, 2000, 2001
ACC Rookie of the Year	1998
ACC Champion	2000
Academic All-America Team Member of Year	2001
Academic All-American	1999, 2000, 2001
GCAA All-America Scholar	2000, 2001
World Amateur Medalist	2000
U.S. Walker Cup Team	1999, 2001
U.S. Palmer Cup Team	1999, 2001
NCAA Today's Top VIII Award	2001
Set all-time NCAA season (69.43, since broken)	2001
Set career (70.69) scoring average record	2001
Tied NCAA single-round scoring record of 60	2001

Season	Rounds	Strokes	LoRnd	Par/-	Events	T10	W-L	Pct	Avg
1997-98	38	2696	66	25	13	9	1089-112	.907	70.95
1998-99	38	2720	65	24	13	10	1007-149	.871	71.58
1999-00	36	2546	66	28	12	7	924-103	.900	70.72
2000-01	35	2430	60	29	12	11	1023-31	.971	69.43
<b>Totals</b>	<b>147</b>	<b>10392</b>	<b>60</b>	<b>106</b>	<b>50</b>	<b>37</b>	<b>4043-395</b>	<b>.911</b>	<b>70.69</b>

## Career Tournament Results

## 1997-98

William H. Tucker Invitational.....	70-69—139.....	t 3
Tennessee Tournament of Champions.....	76-72-74—222.....	t 37
Duke Golf Classic.....	72-71—143.....	3
Country Club of Louisiana Intercollegiate.....	67-70-73—210.....	2
Nelson Stanford Invitational.....	74-72-71—217.....	t 12
PING Arizona Intercollegiate.....	69-77-68—214.....	t 7
Waikoloa Intercollegiate.....	73-69-75—217.....	t 18
Puerto Rico Golf Classic.....	71-77-78—226.....	t 27
Cuscowilla Intercollegiate.....	72-67-68—208.....	t 2
Carpet Capital Collegiate.....	74-69-69—212.....	t 1
Atlantic Coast Conference Championship.....	70-71-68—209.....	t 5
NCAA East Regional.....	73-67-66—206.....	2
NCAA Championship.....	68-68-68-69—273*.....	6

## 1998-99

Ridges Invitational.....	71-70-69—210.....	t 3
PING/Golfweek Preview Invitational.....	80-76-75—231.....	t 42
Taylor Made Red River Classic.....	71-67-67—205.....	t 2
Duke Golf Classic.....	76-70-69—215.....	9
Golf World Palmetto Dunes Invitational.....	69-67-76—212.....	t 2
Waikoloa Intercollegiate.....	65-79-80—224.....	t 5
Puerto Rico Classic.....	74-67-69—210.....	7
Golf Digest Intercollegiate.....	70-69-69—208.....	t 1
Chris Schenkel Invitational.....	70-72-78—220.....	t 15
Carpet Capital Collegiate.....	66-71-67—204#.....	1
Atlantic Coast Conference Championship.....	73-71-73—217.....	t 7
NCAA East Regional.....	69-74-67—210.....	t 3
NCAA Championship.....	77-77—154.....	t 65

## 1999-2000

PING/Golfweek Preview Invitational.....	73-74-69—216.....	t 14
Carpet Capital Collegiate.....	68-68-68—204.....	1
Iron Duke Golf Classic.....	70-74—144.....	t 2
Golf World/Palmetto Dunes Invitational.....	70-69-72—211.....	t 18
Savane College All-America Classic.....	72-72-70—214.....	7
Waikoloa Intercollegiate.....	66-69-73—208.....	t 1
San Juan Shoot Out.....	67-70-77—214.....	t 8
Las Vegas Intercollegiate.....	68-73-72—213.....	t 17
U.S. Collegiate Championship.....	71-71-70—212.....	t 10
Atlantic Coast Conference Championship.....	72-67-67—206.....	1
NCAA East Regional.....	71-75-76—222.....	t 21
NCAA Championship.....	69-72-71-70—282.....	t 15

## 2000-01

PING/Golfweek Preview Invitational.....	68-72—140.....	1
Carpet Capital Collegiate.....	70-68-73—211.....	2
Jerry Pate Intercollegiate.....	67-62-67—196\$.....	1
Golf World Invitational.....	69-67-60—196\$#.....	2
Taylor Made/Waikoloa Intercollegiate.....	76-82-67—225.....	t 13
Puerto Rico Classic.....	71-71-70—212.....	3
Las Vegas Intercollegiate.....	75-69-68—212.....	t 4
Morris Williams Intercollegiate.....	67-68—135.....	1
U.S. Collegiate Championship.....	72-78-71—211.....	t 4
Atlantic Coast Conference Championship.....	69-70-66—205%.....	2
NCAA East Regional.....	68-69-66—203.....	2
NCAA Championships.....	73-72-66-73—284.....	t 8

\*School record for 72-hole tournament

\$Lowest 54-hole tournament in school history

#NCAA-tying and school-record round

%Tied Lowest 54-hole ACC Championship score in school history



## ALL-TIME GREATS

## SETH REEVES • DULUTH, GA.

## Career Honors and Statistics

GCAA All-American	2013 (HM), 2014 (2nd)
Golfweek All-American	2014 (2nd)
All-Atlantic Coast Conference	2014
GCAA All-America Scholar	2014
Academic All-ACC	2013, 2014

Season	Rounds	Strokes	LoRnd	Par/-	Events	T10	W-L	Pct	Avg
2010-11	9	662	66	4	3	1	157-81	.660	73.56
2011-12	21	1520	65	13	7	2	426-180	.703	72.38
2012-13	29	2132	66	12	14	1	522-326	.616	73.52
2013-14	36	2547	66	21	15	6	897-132	.872	70.75
<b>Totals</b>	<b>95</b>	<b>6861</b>	<b>65</b>	<b>50</b>	<b>39</b>	<b>10</b>	<b>2002-719</b>	<b>.736</b>	<b>72.22</b>

## Career Tournament Results

<b>2010-11</b>	
Brickyard Collegiate	70-74-72=216 ..... E ..... t16
United States Collegiate Championship	77-77-79=233 ... +17 ..... t67
Grub Mart Collegiate	76-71-66=213 ..... -3 ..... t1
<b>2011-12</b>	
Carpet Capital Collegiate	74-83-65=222 ..... +6 ..... t33
Golfweek Conference Challenge	71-86-73=230 ... +14 ..... t56
Brickyard Collegiate	65-74-70=209 ..... -7 ..... t2
United States Collegiate Championship	71-69-79=219 ..... +3 ..... t26
Amer Ari Invitational	69-73-71=213 ..... -3 ..... t23
Seminole Intercollegiate	70-70-68=208 ..... -5 ..... t6
Barona Collegiate Cup	71-76-72=219 ..... +3 ..... t41
<b>2012-13</b>	
Carpet Capital Collegiate	82-80-74=236 ... +20 ..... t76
PING/Golfweek Preview Invitational	73-71-66=210 ..... E ..... t2
Brickyard Collegiate	71-74-76=221 ..... +5 ..... t35
United States Collegiate Championship	71-76-72=219 ..... +3 ..... t13
Puerto Rico Classic	69-72-76=217 ..... +1 ..... t28
Southern Highlands Collegiate Masters	72-72-76=220 ..... +4 ..... t19
Linger Longer Invitational	75-73=148 ..... +4 ..... t32
Gary Koch Invitational	74-77-79=230 ... +14 ..... t58
NCAA Tallahassee Regional	75-71-79=225 ..... +9 ..... t60
NCAA Championship (stroke play)	69-69-68=206 ..... -4 ..... t13
NCAA Championship (match play)	lost to Carl Johnson (UNLV), 4 & 3
NCAA Championship (match play)	lost to Justin Thomas (Alabama), 3 & 1
<b>2013-14</b>	
Carpet Capital Collegiate	74-74-67=215 ..... -1 ..... t11
Tar Heel Intercollegiate	69-69-70=208 ..... -8 ..... t1
Brickyard Collegiate	70-68-69=207 ..... -9 ..... t1
United States Collegiate Championship	73-75-73=221 ..... +5 ..... t39
Amer Ari Invitational	74-66-67=207 ..... -9 ..... t16
Puerto Rico Classic	69-75-68=212 ..... -4 ..... t16
Southern Highlands Collegiate Masters	78-73-75=226 ..... +10 ..... t26
Valspar Invitational at Floridian	68-71-73=212 ..... -1 ..... t15
Robert Kepler Invitational	70-72-72=214 ..... +1 ..... t3
Atlantic Coast Conference Championship	74-69-69=212 ..... -4 ..... t7
NCAA Raleigh Regional	69-69-69=207 ..... -6 ..... t3
NCAA Championship (stroke play)	66-72-68=206 ..... -4 ..... t6
NCAA Championship (match play)	lost to Jordan Niebrugge (Oklahoma State), 2 & 1

## CHARLIE RYMER • FORT MILL, S.C.

## Career Honors and Statistics

GCAA All-American	1988 (3rd), 1989 (HM)
All-Atlantic Coast Conference	1988, 1989

Season	Rounds	Strokes	LoRnd	Par/-	Events	T10	W-L	Pct	Avg
1986-87	32	2377	68	11	11	4	767-314	.710	74.28
1987-88	36	2645	67	14	12	4	858-157	.845	73.47
1988-89	38	2794	66	14	13	5	726-269	.730	73.53
1989-90	40	2958	66	13	13	3	909-321	.739	73.95
<b>Totals</b>	<b>146</b>	<b>10774</b>	<b>66</b>	<b>52</b>	<b>49</b>	<b>16</b>	<b>3260-1061</b>	<b>.754</b>	<b>73.79</b>

## Career Tournament Results

<b>1986-87</b>	
USA-Japan Friendship	70-72-74=216 ..... t7
John Ryan Memorial	69-71=140 ..... t2
Dixie Intercollegiate	75-71-72=218 ..... t5
Palmetto Dunes Collegiate	74-76-76=226 ..... t44
Doral Park Invitational	73-76-83=232 ..... t37
Iron Duke Classic	72-77-75=224 ..... t24
Furman Invitational	68-74=142 ..... t1
Atlantic Coast Conference Championship	71-76-73=220 ..... t20
Chris Schenkel Invitational	72-72-76=220 ..... t37
Oak Tree Collegiate	73-75-83=231 ..... t65
NCAA Championship	74-82-74-78=308 ..... t91
<b>1987-88</b>	
Guilford Invitational	75-76=151 ..... t23
Southwestern Intercollegiate	73-76-70=219 ..... t18
Southern Intercollegiate	73-75-79=227 ..... t26
Golf World-Palmetto Dunes Collegiate	72-73-80=225 ..... t2
Bill Bell Memorial	71-73-67=211 ..... t3
Doral Park Collegiate	67-72-77=216 ..... t2
Imperial Lakes Classic	69-69-68=206 ..... t1
Iron Duke Classic	71-72-75=218 ..... t5
Furman Invitational	84-74-73=231 ..... t47
Atlantic Coast Conference Championship	72-77-80=229 ..... t19
Chris Schenkel Invitational	75-72-70=217 ..... t23
NCAA Championship	74-74-76-71=295 ..... t26
<b>1988-89</b>	
Tennessee Tournament of Champions	69-73-71=213 ..... t1
Red River Classic	73-78-72=223 ..... t33
Southern Intercollegiate	74-74-69=215 ..... t1
Golf World-Palmetto Dunes	72-81-76=229 ..... t75
Arizona Intercollegiate	74-77-80=231 ..... t39
Doral Park Collegiate	84-74-75=233 ..... t62
Imperial Lakes Classic	74-67-75=216 ..... t27
Wofford Invitational	76-66-72=214 ..... t2
Furman Intercollegiate	77-75-70=222 ..... t17
Atlantic Coast Conference Championship	71-72-76=219 ..... t5
Chris Schenkel Invitational	70-71-75=216 ..... t16
NCAA East Regional	73-73-71=217 ..... t3
NCAA Championship	76-70=146 ..... t35
<b>1989-90</b>	
U.S.-Japan Friendship	77-75-69=221 ..... t7
Carpet Capital Collegiate	79-73-74=226 ..... t16
Southern Intercollegiate	69-70-69=208 ..... t1
Golf World-Palmetto Dunes Collegiate	79-79-72=230 ..... t60
PING Arizona Intercollegiate	70-73-72=215 ..... t15
Doral Park Collegiate	79-76-73=228 ..... t25
Imperial Lakes Classic	75-68-75=218 ..... t32
Furman Intercollegiate	74-74-79=227 ..... t43
The American at MacGregor Downs	66-80-74=220 ..... t12
Atlantic Coast Conference Championship	83-70-75=228 ..... t24
Cavalier Classic	74-74-77=225 ..... t22
NCAA East Regional	70-71-72=213 ..... t9
NCAA Championship	73-76-77-73=299 ..... t68

## ALL-TIME GREATS

## OLLIE SCHNIEDERJANS • POWDER SPRINGS, GA.

## Career Honors and Statistics

GCAA All-American	2013 (3rd), 2014 (1st), 2015 (1st)
Golfweek All-American	2013 (3rd), 2014 (1st), 2015 (1st)
ACC Player of the Year	2014, 2015
All-Atlantic Coast Conference	2013, 2014, 2015
ACC Scholar-Athlete of the Year	2014
GCAA All-America Scholar	2014, 2015
Academic All-ACC	2012, 2013, 2014, 2015
U.S. Palmer Cup team member	2014, 2015
Mark H McCormack Medal recipient	2014

Season	Rounds	Strokes	LoRnd	Par/-	Events	T10	W-L	Pct	Avg
2011-12	33	2402	66	14	11	2	607-278	.686	72.79
2012-13	35	2496	66	21	16	6	841-176	.827	71.31
2013-14	39	2711	65	32	16	10	982-67	.936	69.51
2014-15	37	2609	64	25	12	9	805-145	.847	70.51
<b>Totals</b>	<b>144</b>	<b>10218</b>	<b>64</b>	<b>92</b>	<b>55</b>	<b>27</b>	<b>3235-666</b>	<b>.829</b>	<b>70.96</b>

## Career Tournament Results

<b>2011-12</b>			
Carpet Capital Collegiate	70-77-67=214	-2	t11
Golfweek Conference Challenge	76-82-79=237	+21	t70
Brickyard Collegiate	70-71-73=214	-2	t16
United States Collegiate Championship	77-69-73=219	+3	t26
Amer Ari Invitational	73-75-69=217	+1	t43
Puerto Rico Classic	72-74-75=221	+5	t37
Seminole Intercollegiate	73-72-68=213	E	t20
Barona Collegiate Cup	73-73-68=214	-2	t22
Gary Koch Invitational	76-75-72=223	+7	t32
Atlantic Coast Conference Championship	66-73-72=211	-5	t7
NCAA Norman Regional	72-69-78=219	+3	t15
<b>2012-13</b>			
Carpet Capital Collegiate	74-73-72=219	+3	t19
PING/Golfweek Preview Invitational	73-71-70=214	+4	t22
Brickyard Collegiate	73-71-67=211	-5	t5
United States Collegiate Championship	70-76-71=217	+1	t7
Amer Ari Invitational	75-72-69=216	E	t34
Puerto Rico Classic	71-69-66=206	-10	t2
Southern Highlands Collegiate Masters	74-74-76=224	+8	t36
Linger Longer Invitational	74-69=143	-1	t10
Gary Koch Invitational	69-73-74=216	E	t16
Atlantic Coast Conference Championship	69-67-77=213	-3	t10
NCAA Tallahassee Regional	70-71-71=212	-4	t19
NCAA Championship (stroke play)	67-68-70=205	-5	t8
NCAA Championship (match play)	def. Kevin Penner (UNLV), 1-up (19 holes)		
NCAA Championship (match play)	lost to Cory Whitsett (Alabama), 3 & 2		
<b>2013-14</b>			
Carpet Capital Collegiate	67-67-73=207	-9	t1
Tar Heel Intercollegiate	71-72-70=213	-3	t3
Brickyard Collegiate	67-69-72=208	-8	t4
United States Collegiate Championship	66-69-71=206	-10	t1
Western Refining College All-America	70-72-69=211	-2	t12
Amer Ari Invitational	69-69-72=210	-6	t30
Puerto Rico Classic	70-69-70=209	-7	t10
Southern Highlands Collegiate Masters	76-76-70=222	+6	t12
Valspar Invitational at Floridian	67-67-67=201	-12	t1
Robert Kepler Invitational	70-73-67=210	-3	t1
Capital City Match Play vs. Auburn	AS vs. Niclas Carlsson		
Capital City Match Play vs. Georgia	def. Joey Garber, 2-up		
Atlantic Coast Conference Championship	65-70-69=204	-12	t1
NCAA Raleigh Regional	66-68-72=206	-7	t2
NCAA Championship (stroke play)	71-65-68=204	-6	t2
NCAA Championship (match play)	AS vs. Ian Davis (Oklahoma State)		
<b>2014-15</b>			
Carpet Capital Collegiate	72-64-68=204	-12	t1
DICK'S Sporting Goods Challenge Cup	74-67-67=208	-5	t3
Jerry Pate National Intercollegiate	67-67-68=202	-8	t2
United States Collegiate Championship	73-68-69=210	-6	t6
Warrior Princeville Makai Invitational	66-65-68=199	-17	t2
Puerto Rico Classic	75-67-72=214	E	t11
Valspar Collegiate Invitational	75-73-82=230	-3	t63
Mason Rudolph Championship	70-72-71=213	E	t6
Atlantic Coast Conference Championship	71-67-69=207	-9	t4
NCAA San Diego Regional	75-69-70=214	-2	t7
NCAA Championship (stroke play)	76-74-70-78=298	+10	t49

## CHAN SONG WONGLUKIET • ORLANDO, FLA.

## Career Honors and Statistics

GCAA All-American	2002 (HM), 2004 (HM), 2005 (2nd)
GCAA All-America Scholar	2004, 2005
All-Atlantic Coast Conference	2004, 2005
ACC Rookie of the Year	2002
ACC Academic Honor Roll	2002, 2003, 2004, 2005

Season	Rounds	Strokes	LoRnd	Par/-	Events	T10	W-L	Pct	Avg
2001-02	34	2474	66	13	11	3	713-245	.744	72.76
2002-03	33	2454	67	10	11	-	590-443	.571	74.36
2003-04	39	2833	67	19	13	1	766-369	.675	72.64
2004-05	40	2860	65	22	13	6	913-191	.827	71.50
<b>Totals</b>	<b>146</b>	<b>10621</b>	<b>65</b>	<b>64</b>	<b>48</b>	<b>10</b>	<b>2982-1248</b>	<b>.705</b>	<b>72.75</b>

## Career Tournament Results

<b>2001-02</b>			
PING/Golfweek Preview Invitational	72-73-78=223	+10	t 37
Carpet Capital Collegiate	69-75-70=214	-2	t 5
Jerry Pate National Intercollegiate	75-69-76=220	+7	t 25
Long Cove Invitational	72-72-74=218	+5	t 16
TaylorMade/Waikoloa Intercollegiate	71-73-73=217	+1	t 9
Puerto Rico Classic	72-68-74=214	-2	t 11
Callaway Golf Las Vegas Collegiate	80-66-70=216	E	t 10
PING/US Collegiate Championships	73-78-71=222	+6	t 24
Atlantic Coast Conference Championship	71-71-74=216	E	t 20
NCAA East Regional	76-70-74=220	+4	t 13
NCAA Championship	70-73-76-75=294	+10	t 86
<b>2002-03</b>			
PING/Golfweek Preview	78-79-78=235	+19	t 53
Jerry Pate National Intercollegiate	75-67=142	E	t 20
Nelson Invitational	74-71-75=220	+7	t 37
TaylorMade/Waikoloa Intercollegiate	70-73-74=217	+3	t 48
Puerto Rico Classic	76-72-77=225	+9	t 41
Toyota Collegiate Championship	76-75-75=226	+10	t 64
Morris Williams Intercollegiate	79-70-75=224	+8	t 58
Cleveland Golf/Augusta State Invitational	74-68-70=212	-4	t 25
Atlantic Coast Conference Championship	79-77-73=229	+13	t 29
NCAA East Regional	70-71-70=211	-5	t 12
NCAA Championship	77-82-76-78=313	+25	t 67
<b>2003-04</b>			
Bank of Tennessee at the Ridges	71-71-76=218	+2	t 18
PING/Golfweek Preview Invitational	78-72=150	+10	t 47
Carpet Capital Collegiate	77-71-71=219	+3	t 30
Jerry Pate National Intercollegiate	71-73-72=216	+3	t 36
Gary Koch/Cleveland Golf Intercollegiate	70-77-69=216	E	t 16
TaylorMade/Waikoloa Intercollegiate	69-71-69=209	-7	t 5
Puerto Rico Classic	82-75-69=226	+10	t 57
Southern Highlands Collegiate	68-73-71=212	-4	t 11
Western Intercollegiate	70-75-78=223	+13	t 45
Atlanta Intercollegiate	78-71-75=224	+8	t 41
Atlantic Coast Conference Championship	74-72-67=213	-3	t 11
NCAA East Regional	72-72-76=220	+10	t 41
NCAA Championship	70-69-77-71=287	+7	t 24
<b>2004-05</b>			
PING/Golfweek Preview Invitational	71-73-70=214	+4	t 12
Jerry Pate National Intercollegiate	71-69-67=207	-6	t 8
Isleworth Collegiate Invitational	75-73-73=221	+5	t 20
Carpet Capital Collegiate	78-74-75=227	+11	t 40
Western Refining Collegiate All-American#	70-71-71=212	-1	t 10
TaylorMade/Waikoloa Intercollegiate	69-69-65=203	-13	t 11
Puerto Rico Classic	68-71-71=210	-6	t 4
Southern Highlands Collegiate Championship	79-71-72=222	+6	t 25
Oregon Duck Invitational	72-74-75=221	+5	t 32
Hooties at Bulls Bay Intercollegiate	66-73-73=212	-4	t 3
Atlantic Coast Conference Championship	74-72-68=214	-2	t 2
NCAA East Regional	68-69-70=207	-6	t 10
NCAA Championship	73-72-74-71=290	+10	t 27
<i>#individual event</i>			

#individual event



## ALL-TIME GREATS

## NICHOLAS THOMPSON • CORAL SPRINGS, FLA.

## Career Honors and Statistics

GCAA All-American	2002 (HM), 2003 (HM), 2004 (3rd), 2005 (2nd)
GCAA All-America Scholar	2004, 2005
All-Atlantic Coast Conference	2003, 2004, 2005
ACC Academic Honor Roll	2002, 2003, 2004, 2005
U.S. Walker Cup Team	2005

Season	Rounds	Strokes	LoRnd	Par/-	Events	T10	W-L	Pct	Avg
2001-02	31	2257	67	14	10	3	675-209	.764	72.81
2002-03	36	2618	64	16	12	2	831-290	.741	72.72
2003-04	36	2562	64	21	12	5	920-156	.855	71.17
2004-05	40	2866	65	18	13	5	898-206	.813	71.65
<b>Totals</b>	<b>143</b>	<b>10303</b>	<b>64</b>	<b>69</b>	<b>47</b>	<b>15</b>	<b>3324-861</b>	<b>.794</b>	<b>72.05</b>

## Career Tournament Results

## 2001-02

Carpet Capital Collegiate	75-69-79=223	+7	t 23
Jerry Pate National Intercollegiate	75-76-79=230	+17	t 49
Long Cove Invitational	76-72-74=222	+9	t 26
TaylorMade/Waikoloa Intercollegiate	72-73-74=219	+3	t 20
Puerto Rico Classic	70-70-70=210	-6	t 3
Callaway Golf Las Vegas Collegiate	69-71-77=217	+1	t 12
PING/US Collegiate Championships	68-78-72=218	+2	t 10
Atlantic Coast Conference Championship	67-69-71=207	-9	t 2
NCAA East Regional	75-72-75=222	+6	t 23
NCAA Championship	67-73-75-74=289	+5	t 51

## 2002-03

Carpet Capital Collegiate	77-71-72=220	+4	t 36
PING/Golfweek Preview	77-78-73=228	+12	t 32
Jerry Pate National Intercollegiate	70-68=138	-4	t 6
Nelson Invitational	66-69-67=202	-11	t 2
TaylorMade/Waikoloa Intercollegiate	74-67-70=211	-3	t 11
Puerto Rico Classic	73-76-73=222	+6	t 24
Toyota Collegiate Championship	73-67-77=217	+1	t 24
Morris Williams Intercollegiate	74-75-76=225	+9	t 61
Cleveland Golf/Augusta State Invitational	77-64-72=213	-3	t 28
Atlantic Coast Conference Championship	77-77-72=226	+10	t 23
NCAA East Regional	71-76-73=220	+4	t 43
NCAA Championship	77-77-72-70=296	+8	t 12

## 2003-04

Bank of Tennessee at the Ridges	70-73-77=220	+4	t 31
PING/Golfweek Preview Invitational	74-69=143	+3	t 12
Carpet Capital Collegiate	75-68-68=211	-5	t 8
Gary Koch/Cleveland Golf Intercollegiate	67-69-75=211	-5	t 6
TaylorMade/Waikoloa Intercollegiate	64-77-71=212	-4	t 14
Puerto Rico Classic	75-74-70=219	+3	t 24
Southern Highlands Collegiate	74-67-77=218	+2	t 24
Western Intercollegiate	70-70-70=210	E	t 4
Atlanta Intercollegiate	73-66-72=211	-5	t 8
Atlantic Coast Conference Championship	71-68-69=208	-8	t 3
NCAA East Regional	72-73-70=215	+5	t 17
NCAA Championship	70-73-68-73=284	+4	t 17

## 2004-05

PING/Golfweek Preview Invitational	71-74-73=218	+8	t 24
Jerry Pate National Intercollegiate	67-71-68=206	-7	t 3
Isleworth Collegiate Invitational	74-70-70=214	-2	t 5
Carpet Capital Collegiate	73-74-75=222	+6	t 17
Western Refining Collegiate All-American#	67-65-72=204	-9	t 1
TaylorMade/Waikoloa Intercollegiate	68-69-66=203	-13	t 11
Puerto Rico Classic	70-71-70=211	-5	t 6
Southern Highlands Collegiate Championship	74-72-76=222	+6	t 25
Oregon Duck Invitational	74-69-74=217	+1	t 12
Hooties at Bulls Bay Intercollegiate	76-75-75=226	+10	t 45
Atlantic Coast Conference Championship	74-73-73=220	+4	t 10
NCAA East Regional	72-72-69=213	E	t 33
NCAA Championship	75-69-77-69=290	+10	t 27

#Individual event

## CAMERON TRINGALE • LAGUNA NIGUEL, CALIF.

## Career Honors and Statistics

GCAA All-American	2006 (2nd), 2007 (2nd), 2008 (HM), 2009 (1st)
GCAA All-America Scholar	2008, 2009
All-Atlantic Coast Conference	2006, 2007, 2008, 2009
Academic All-ACC	2007, 2008, 2009
ACC Academic Honor Roll	2007, 2008, 2009
U.S. Palmer Cup Team	2009

Season	Rounds	Strokes	LoRnd	Par/-	Events	T10	W-L	Pct	Avg
2005-06	37	2671	65	20	12	6	883-205	.812	72.19
2006-07	37	2645	64	21	12	5	782-163	.828	71.49
2007-08	32	2311	65	18	11	4	604-283	.681	72.22
2008-09	33	2355	67	18	11	7	825-117	.876	71.36
<b>Totals</b>	<b>139</b>	<b>9982</b>	<b>64</b>	<b>77</b>	<b>46</b>	<b>22</b>	<b>3094-768</b>	<b>.801</b>	<b>71.81</b>

## Career Collegiate Finishes

## 2005-06

PING/Golfweek Preview Invitational	75-77-69=221	+5	t 28
Jerry Pate National Intercollegiate	73-67-67=207	-6	t 4
Isleworth-UCF Collegiate Invitational	74-74-82=230	+14	t 45
Carpet Capital Collegiate	79-69-74=222	+6	t 40
UH Hilo Intercollegiate	65-67-70=202	-11	t 1
Puerto Rico Classic	70-70-78=218	+2	t 27
Southern Highlands Collegiate	78-72-80=230	+14	t 30
Morris Williams Intercollegiate	70-70-74=214	-2	t 8
The United States Intercollegiate	72-77-73=222	+6	t 21
Atlantic Coast Conference Championship	69-65-72=206	-10	t 1
NCAA Central Regional	71-71-72=214	+1	t 4
NCAA Championship	73-70-68-74=285	-3	t 8

## 2006-07

Carpet Capital Collegiate	73-74-66=213	-3	t 19
Olympia Fields/Fighting Illini Invitational	74-76-69=219	+3	t 13
PING/Golfweek Preview Invitational	73-74-68=215	+5	t 31
Isleworth-UCF Collegiate Invitational	70-77-77=224	+8	t 25
Western Refining College All-America	77-67-70=214	+1	t 22
UH Hilo Intercollegiate	64-64-73=201	-9	t 5
Puerto Rico Classic	71-70-74=215	-1	t 17
Southern Highlands Collegiate	73-70-76=219	+3	t 10
United States Collegiate Championship	72-77-72=221	+5	t 8
Atlantic Coast Conference Championship	72-68-69=209	-7	t 2
NCAA East Regional	67-70-80=217	+1	t 14
NCAA Championship	67-68-69-74=278	-2	t 9

## 2007-08

Carpet Capital Collegiate	77-84-75=236	+20	t 82
Brickyard Collegiate Championships	70-68-68=206	-10	t 3
Isleworth CF Collegiate	74-72-72=218	+2	t 23
Western Refining All-American Classic#	74-73-69=216	+3	t 24
UH Hilo Invitational	65-67-68=200	-10	t 4
Puerto Rico Classic	74-73-70=217	+1	t 17
Southern Highlands Collegiate	71-69-76=216	E	t 7
United States Collegiate Championship	69-71-73=213	-3	t 5
Administrative ASU Invitational	71-74=145	+1	t 27
Atlantic Coast Championship	71-72-69=212	-4	t 13
NCAA Central Regional	80-74-78=232	+19	t 89

#Individual event

## 2008-09

Carpet Capital Collegiate	75-73-67=215	-1	t 7
PING/Golfweek Preview Invitational	75-67-72=214	+1	t 13
Brickyard Collegiate Championship	67-75-69=211	+1	t 1
Isleworth-UCF Collegiate	71-72-75=218	+2	t 10
UH-Hilo Intercollegiate	74-73-67=214	-2	t 10
Puerto Rico Classic	70-75-70=215	-1	t 21
Southern Highlands Collegiate	67-70-68=205	-11	t 1
United States Collegiate Championship	73-79-75=227	+11	t 41
Atlantic Coast Conference Championship	67-69-71=207	-9	t 3
NCAA Central Regional	69-74-71=215	-2	t 3
NCAA Championship	74-67-74=214	+2	t 18

#Individual event

## ALL-TIME GREATS

## MATT WEIBRING • PLANO, TEXAS

## Career Honors and Statistics

GCAA All-American	2000 (HM), 2002 (3rd)
All-Atlantic Coast Conference	2002
ACC Academic Honor Roll	2001

Season	Rounds	Strokes	LoRnd	Par/-	Events	T10	W-L	Pct	Avg
1998-99	9	684	74	-	3	-	96-132	.421	76.00
1999-00	25	1824	67	11	8	1	476-247	.658	72.96
2000-01	35	2581	68	17	12	1	678-376	.643	73.74
2001-02	34	2459	65	17	11	5	728-230	.760	72.32
<b>Totals</b>	<b>103</b>	<b>7548</b>	<b>65</b>	<b>45</b>	<b>34</b>	<b>7</b>	<b>1978-985</b>	<b>.668</b>	<b>73.28</b>

## Career Tournament Results

<b>1998-99</b>									
PING/Golfweek Preview Invitational	80-78-75=233	t 49							
Duke Golf Classic	74-75-77=226	t 49							
Chris Schenkel Invitational	75-75-75=225	t 37							
<b>1999-2000</b>									
PING/Golfweek Preview Invitational	73-71-71=215	t 12							
Carpet Capital Collegiate	74-76-80=230	t 60							
Golf World Palmetto Invitational	73-70-71=214	t 30							
Las Vegas Intercollegiate	73-71-76=220	t 46							
U.S. Collegiate Championship	73-69-73=215	t 14							
ACC Championship	72-75-79=226	t 31							
NCAA East Regional	78-77-73=228	t 56							
NCAA Championship	71-71-67-67=276	6							
<b>2000-01</b>									
PING/Golfweek Preview Invitational	76-76=152	t 44							
Carpet Capital Collegiate	71-73-82=226	t 36							
Jerry Pate Intercollegiate	71-75-71=217	t 27							
Golf World Invitational	69-70-74=213	t 28							
Taylor Made/Waikoloa Intercollegiate	85-80-72=237	t 67							
Puerto Rico Classic	75-75-69=219	t 15							
Las Vegas Intercollegiate	85-69-69=223	t 33							
Morris Williams Intercollegiate	73-77=150	t 37							
Ford U.S. Collegiate Championship	71-68-79=218	t 16							
ACC Championship	72-71-75=216	t 12							
NCAA East Regional	69-71-70=210	t 10							
NCAA Championship	76-78-75-71=300	t 63							
<b>2001-02</b>									
PING/Golfweek Preview Invitational	74-77-76=227	+14	t 55						
Carpet Capital Collegiate	71-74-75=220	+4	t 17						
Jerry Pate National Intercollegiate	75-70-76=221	+8	t 28						
Long Cove Invitational	73-70-69=212	-1	t 4						
TaylorMade/Waikoloa Intercollegiate	73-70-79=222	+6	t 37						
Puerto Rico Classic	69-77-65=211	-5	t 4						
Callaway Golf Las Vegas Collegiate	77-70-71=218	+2	t 19						
PING/US Collegiate Championships	69-73-72=214	-2	t 7						
Atlantic Coast Conference Championship	68-70-69=207	-9	t 2						
NCAA East Regional	70-71-75=216	E	t 5						
NCAA Championships	70-74-74-73=291	+7	t 63						

## JAMES WHITE • ACWORTH, GA.

## Career Honors and Statistics

GCAA All-American	2011 (1st team), 2012 (3rd)
Byron Nelson Award recipient	2012
GCAA All-America Scholar	2011, 2012
CoSIDA Academic All-American	2012
All-Atlantic Coast Conference	2010, 2011, 2012
ACC Scholar-Athlete of the Year	2012
Academic All-ACC	2009, 2010, 2011, 2012
ACC Academic Honor Roll	2009, 2010, 2011, 2012
U.S. Palmer Cup Team	2012

Season	Rounds	Strokes	LoRnd	Par/-	Events	T10	W-L	WLPct	Avg
2008-09	27	2019	68	7	9	2	324-440	.424	74.78
2009-10	31	2244	67	12	11	2	746-238	.758	72.39
2010-11	32	2290	62	19	11	8	765-107	.877	71.56
2011-12	33	2349	66	24	11	5	726-126	.852	71.18
<b>Totals</b>	<b>123</b>	<b>8902</b>	<b>62</b>	<b>62</b>	<b>42</b>	<b>17</b>	<b>2561-911</b>	<b>.738</b>	<b>72.37</b>

## Career Collegiate Finishes

<b>2008-09</b>									
PING/Golfweek Preview Invitational	76-76-83=235	+22	t 71						
Brickyard Collegiate Championship	75-73-72=220	+10	t 28						
UH-Hilo Intercollegiate	80-77-72=229	+13	t 60						
Puerto Rico Classic	68-70-70=208	-8	t 6						
Southern Highlands Collegiate	75-77-77=229	+13	t 57						
United States Collegiate Championshi	73-80-77=230	+14	t 55						
Atlantic Coast Conference Championship	71-71-70=212	-4	t 6						
NCAA Central Regional	75-75-76=226	+10	t 39						
NCAA Championship	79-77-74=230	+17	t 127						
<b>2009-10</b>									
Mason Rudolph Intercollegiate	69-74=143	+1	t 30						
Brickyard Collegiate Championship	71-73=144	E	t 15						
UNCG Bridgestone Collegiate	73-73-67=213	-3	t 14						
Mauna Lani Invitational	78-70-67=215	-1	t 6						
Puerto Rico Classic	69-71-71=211	-5	t 15						
Southern Highlands Collegiate Masters	75-79-73=227	+11	t 16						
Linger Longer Invitational	73-76-68=217	+1	t 7						
Wolfpack Intercollegiate	75-72-75=222	+9	t 32						
Atlantic Coast Conference Championship	73-73-70=216	E	t 19						
NCAA Southeast Regional	71-72-72=215	+5	t 23						
NCAA Championship	77-72-72=221	+5	t 72						
<b>2010-11</b>									
Carpet Capital Collegiate	71-74-74=219	+3	t 19						
PING/Golfweek Preview	74-76-81=231	+15	t 43						
Brickyard Collegiate	71-72-70=213	-3	t 8						
United States Collegiate Championship	62-70-72=204	-12	t 1						
Amer Ari Invitational	72-66-71=209	-7	t 10						
Puerto Rico Classic	69-69-68=206	-10	t 1						
Southern Highlands Collegiate Masters	74-74-68=216	E	t 5						
Yellow Jacket Classic	75-76=151	+7	t 13						
Atlantic Coast Conference Championship	72-73-68=213	-3	t 8						
NCAA East Regional	73-71-68=212	-4	t 2						
NCAA Championship	67-73-76=216	E	t 8						
NCAA Match Play	Mitch Krywulycz	W	t 281						
<b>2011-12</b>									
Golfweek Conference Challenge	76-73-71=220	+4	t 18						
Brickyard Collegiate	71-72-75=218	+2	t 14						
United States Collegiate Championship	69-72-76=217	+1	t 19						
Western Refining All-American Classic#	68-71-69=208	-5	t 4						
Amer Ari Invitational	70-70-68=208	-8	t 4						
Puerto Rico Classic	70-66-72=208	-8	t 3						
Seminole Intercollegiate	68-68-70=206	-7	t 3						
Barona Collegiate Cup	74-73-68=215	-1	t 27						
Gary Koch Invitational	71-71-70=212	-4	t 5						
Atlantic Coast Conference Championship	70-68-77=215	-1	t 16						
NCAA Norman Regional	69-74-79=222	+6	t 24						
NCAA Match Play	Patrick Reed	L	2-up						
#Individual event									



# ALL-TIME TOURNAMENT CHAMPIONS

## 1927

Watts Gunn, National Collegiate Championship, Garden City, N.J. (match play)

## 1934

Charlie Yates, National Collegiate Championship, Cleveland, Ohio (match play)

## 1938

Tommy Barnes, Southern Intercollegiate, Athens, Ga. (score unknown)

## 1948

Albert Swann, Southeastern Conference Championship, Athens, Ga. (73)

## 1984-85

Bill McDonald, John Ryan Memorial, Durham, N.C. (67-69-72 – 208)  
Bill McDonald, Gator Bowl Intercollegiate, Jacksonville, Fla. (74-72-75 – 221)  
Bill McDonald, Iron Duke Classic, Durham, N.C. (73-68-71 – 212)  
Nacho Gervas, MacGregor Intercollegiate, Pickens, S.C. (69-72-73 – 214)  
Bob McDonnell, ACC Championship, Greensboro, N.C. (68-69-68 – 205)  
Bob McDonnell, Southern Intercollegiate, Athens, Ga. (70-67-69 – 206)

## 1985-86

Bob McDonnell, Miami National Collegiate, Miami, Fla. (71-70-70 – 211)  
Bill McDonald, Iron Duke Classic, Durham, N.C. (69-68-71 – 208)

## 1986-87

Jay Nichols, ImperialLakes Classic, Lakeland, Fla. (69-70 – 139)  
Charlie Rymer, Furman Invitational, Greenville, S.C. (68-74 – 142)

## 1987-88

Charlie Rymer, ImperialLakes Classic, Lakeland, Fla. (69-69-68 – 206)

## 1988-89

Charlie Rymer, Tournament of Champions, Knoxville, Tenn. (69-73-71 – 213)  
Charlie Rymer, Southern Intercollegiate, Athens, Ga. (74-74-67 – 215)

## 1989-90

Charlie Rymer (T1), Southern Intercollegiate, Athens, Ga. (69-70-69 – 208)

## 1990-91

David Duval, Furman Intercollegiate, Greenville, N.C. (70-68 – 138)  
David Duval (T1), ACC Championship, Rocky Mount, N.C. (67-70 – 138)  
Chan Reeves, NCAA East Regional, New Haven, Conn. (69-69-69 – 207)

## 1991-92

David Duval, John Hancock All-American, El Paso, Texas (67-72-67 – 206)  
David Duval, Cavalier Classic, Charlottesville, Va. (68-75-70 – 213)  
Jimmy Johnston, NCAA East Regional, Hamilton, N.Y. (72-67-70 – 209)

## 1992-93

David Duval (T1), UNLV Rebel Classic (71-70-67 – 208)  
Stewart Cink (T1), UNLV Rebel Classic (68-71-69 – 208)  
Jason Walters, Ping Arizona Collegiate (71-71-70 – 212)  
David Duval, ACC Championship, Rocky Mount, N.C. (70-69-67 – 206)  
David Duval, Cavalier Classic (73-69-72 – 214)  
David Duval, Perry Maxwell Collegiate, Ardmore, Okla. (68-70-70 – 207)

## 1993-94

Mikko Rantanen, NCAA Golf Challenge, Rio Grande, P.R. (73-72-70 – 215)  
Mikko Rantanen, ACC Championship, Rocky Mount, N.C. (71-72-66 – 209)

## 1994-95

Stewart Cink, Ping/Golfweek Preview Invitational, Columbus, Ohio (70-70 – 140)  
Stewart Cink, NCAA Golf Challenge, Rio Grande, P.R. (69-69-70 – 208)  
Stewart Cink, Carpet Capital Collegiate, Rocky Face, Ga. (74-65-73 – 212)  
Stewart Cink (T1), The Maxwell, Armore, Okla. (69-66-76 – 211)

## 1996-97

Matt Kuchar, Tennessee Tournament of Champions, Knoxville, Tenn. (70-67-69 – 206)  
Matt Kuchar, Furman Intercollegiate, Greenville, S.C. (69-70-70 – 209)

## 1997-98

Matt Kuchar, Puerto Rico Golf Classic, Rio Grande, P.R. (68-70-70 – 208)  
Bryce Molder (T1), Carpet Capital Collegiate, Rocky Face, Ga. (74-69-69 – 212)  
Matt Kuchar, NCAA East Regional, Dauluskie Island, S.C. (64-69-69 – 202)

## 1998-99

Carlton Forrester (T1), Waikoloa Intercollegiate, Kona, Hawaii (64-75-82 – 221)  
Matt Kuchar (T1), Waikoloa Intercollegiate, Kona, Hawaii (71-74-76 – 221)  
Bryce Molder (T1), Golf Digest Intercollegiate, Las Vegas, Nev. (70-69-69 – 208)  
Bryce Molder, Carpet Capital Collegiate, Rocky Face, Ga. (66-71-67 – 204)

## 1999-2000

Bryce Molder, Carpet Capital Collegiate, Rocky Face, Ga. (68-68-68 – 204)  
Matt Kuchar (T1), Savane College All-America Classic, El Paso, Texas (69-67-72 – 208)  
Bryce Molder (T1), Waikoloa Intercollegiate, Kona, Hawaii (66-69-73 – 208)  
Matt Kuchar (T1), Waikoloa Intercollegiate, Kona, Hawaii (68-69-71 – 208)  
Bryce Molder, ACC Championship, New London, N.C. (72-67-67 – 206)

## 2000-01

Bryce Molder, Ping/Golfweek Preview Invitational, Durham, N.C. (68-72 – 140)  
Bryce Molder, Jerry Pate National Collegiate, Birmingham, Ala. (67-62-67 – 196)  
Bryce Molder, Morris Williams Intercollegiate, Austin, Texas (67-68 – 135)

## 2001-02

Troy Matteson, Taylor Made/Waikoloa Intercollegiate, Kona, Hawaii (67-70-73 – 210)  
Troy Matteson, Puerto Rico Classic, Rio Grande, P.R. (69-65-71 – 205)  
Troy Matteson (T1), Las Vegas Collegiate, Las Vegas, Nev. (70-69-69 – 208)  
Troy Matteson, NCAA Championship, Columbus, Ohio (73-66-70-67 – 276)

## 2002-03

Troy Matteson (T1), Carpet Capital Collegiate, Rocky Face, Ga. (72-64-69 – 205)  
Troy Matteson, NCAA East Regional, Auburn, Ala. (68-67-66 – 201)

## 2004-05

Nicholas Thompson (T1), Western Refining Collegiate All-America Classic, El Paso, Texas (67-65-72 – 204)

## 2005-06

Cameron Tringale, UH-Hilo Intercollegiate, Waikoloa, Hawaii (65-67-70 – 202)  
Cameron Tringale, ACC Championship, New London, N.C. (69-65-72 – 206)

## 2006-07

Roberto Castro (T1), Puerto Rico Classic (68-70-71 – 209)

## 2007-08

Chesson Hadley, Carpet Capital Collegiate (65-69-74 – 208)

## 2008-09

Cameron Tringale, Brickyard Collegiate (67-75-69 – 211)  
Cameron Tringale, Southern Highlands Collegiate (67-70-68 – 205)

## 2009-10

Chesson Hadley, ACC Championship (69-66-71 – 206)

## 2010-11

James White, United States Collegiate Championship (62-70-72 – 204)  
James White, Puerto Rico Classic (69-69-68 – 206)  
Seth Reeves, Grub Mart Collegiate (76-71-66 - 213)  
Paul Haley, Yellow Jacket Classic (71-68 - 139)  
Paul Haley, ACC Championship (68-68-70 - 206)

## 2012-13

Bo Andrews (T1), Gary Koch Invitational (71-70-66 – 207)  
Anders Albertson, ACC Championship (66-67-68 – 201)

## 2013-14

Ollie Schniederjans (T1), Carpet Capital Collegiate (67-67-73 – 207)  
Seth Reeves, Tar Heel Intercollegiate (69-69-70 – 208)  
Seth Reeves (T1), Brickyard Collegiate (70-68-69 – 207)  
Ollie Schniederjans, United States Collegiate Championship (66-69-71 – 206)  
Ollie Schniederjans, Valspar Invitational at Floridian (67-67-67 – 201)  
Ollie Schniederjans (T1), Robert Kepler Intercollegiate (70-73-67 – 210)  
Ollie Schniederjans, ACC Championship (65-70-69 – 204)

## 2014-15

Ollie Schniederjans, Carpet Capital Collegiate (72-64-68 – 204)  
Anders Albertson, Robert Kepler Intercollegiate (71-67-70 – 208)  
Vincent Whaley, Robert Kepler Intercollegiate (71-67-70 – 208)  
Anders Albertson (T1), ACC Championship (67-69-69 – 205)

## Career Victories

Name	Total	Reg	Post
David Duval (1990-93)	8	6	2
Bryce Molder (1998-2001)	8	7	1
Matt Kuchar (1997-2000)	7	6	1
Ollie Schniederjans (2011-15)	6	5	1
Troy Matteson (2000-2003)	6	4	2
Stewart Cink (1992-95)	5	5	-
Charlie Rymer (1987-90)	5	5	-
Bill McDonald (1985-88)	4	4	-
Cameron Tringale (2006-09)	4	3	1
Bob McDonnell (1983-86)	3	2	1
Seth Reeves (2010-14)	3	3	-
Anders Albertson (2011-15)	3	1	2
Mikko Rantanen (1993-94)	2	1	1
Chesson Hadley (2006-10)	2	1	1
Paul Haley (2008-11)	2	1	1
James White (2009-12)	2	2	-
Vincent Whaley (2013-17)	2	2	-
Luke Schniederjans (2016-present)	2	2	-
Jimmy Johnston (1991-92)	1	-	1
Chan Reeves (1988-91)	1	-	1
Albert Swann, Jr. (1948-49)	1	-	1
Tommy Barnes (1950, '56-57)	1	1	-
Carlton Forrester (1997-2000)	1	1	-
Nacho Gervas (1984-87)	1	1	-
Jay Nichols (1984-87)	1	1	-
Nicholas Thompson (2002-05)	1	1	-
Jason Walters (1993-96)	1	1	-
Roberto Castro (2004-07)	1	1	-
Bo Andrews (2009-14)	1	1	-
Jacob Joiner (2014-present)	1	1	-
Tyler Strafaci (2016-present)	1	1	-
<i>Reg = regular-season</i>			
<i>Post = conference, NCAA regional or NCAA championship</i>			

## 2015-16

Jacob Joiner, Carpet Capital Collegiate (66-74-72 – 212)  
Vincent Whaley, Clemson Invitational (70-67-71 – 208)

## 2016-17

Luke Schniederjans, Carpet Capital Collegiate (69-66-70 – 205)  
Luke Schniederjans, Puerto Rico Classic (68-73-65 – 206)  
Tyler Strafaci, Valspar Collegiate Invitational (73-69-69 – 211)

No individual victories in 1995-96, 2003-04 or 2011-12

*\*Lost in a playoff for medalist honors, and is not counted among his official victories. All other (T1) denote title was shared or the playoff was won.*

## ALL-TIME LETTERWINNERS

## A

Albertson, Anders R. .... 2012-15  
 Albright, John R. .... 1965  
 Allen, Silas L., III. .... 1970-71  
 Allen, Thomas J., III. .... 1969  
 Anderson, Robert F. .... 1995-96  
 Andrews, Alexander (Bo) ..... 2010, 12-14  
 Arnold, John N. .... 1950-52

## B

Bachman, Tommie H. .... 1950-52  
 Baker, Gordon B., Jr. .... 1961-63  
 Bailes, Charles E. .... 1974  
 Baird, Michael J. .... 1991-92  
 Barbosa, Michael L. .... 2003-06  
 Barker, Shawn C. .... 1981, 83  
 Barnes, Edward T., Jr. .... 1950, 56-57  
 Barnes, Robert B. .... 1947  
 Beach, George D. .... 1960  
 Beautell, Carlos L. .... 1992-95  
 Beer, Joseph L. .... 1970  
 Blalock, William P. .... 1973  
 Bowden, Bicknel E., III. .... 1977-79  
 Bowden, Daniel K. .... 2007-08  
 Brown, Frank A., Jr. .... 1969-70  
 Busch, Ronald L. .... 1970-72

## C

Carroll, Bradley G. .... 1996  
 Cassini, Nick. .... 1997  
 Castro, Roberto M. .... 2004-07  
 Cates, George E. .... 1959  
 Cavin, John M. .... 1964-66  
 Cheek, Edwin W. .... 1968  
 Cink, Stewart E. .... 1992-95  
 Clark, James C. .... 2015-17  
 Clark, M. Michael, II. .... 1988-91  
 Clark, William D. .... 1947-48  
 Clay, Gordon C. .... 1946-49  
 Clay, J.P. .... 1946  
 Cleveland, James R., Jr. .... 1958-60  
 Cochran, James H. .... 1982  
 Cohan, Adam R. .... 2006-09  
 Coker, Donald R. .... 1961  
 Cole, Don L. .... 1952  
 Copeland, Morris R., Jr. .... 1957-58  
 Copeland, Roy D. .... 1960-61  
 Cranford, Adam G. .... 2001-03  
 Cress, Michael A., II. .... 1994  
 Cribb, Rembert T., Jr. .... 1969  
 Cupit, Christopher .... 1987-88  
 Czuchry, Drew .... 2012-13, 15

## D

Dixon, Joseph Lamar .... 1986-87  
 Drago, David C. .... 2006-09  
 Dudley, Robert L. .... 1969  
 Dudley, William E. .... 1966-68  
 Duval, David R. .... 1990-93

*This is a list of Georgia Tech men's golf letterwinners since 1931, compiled through GTAA records, media guides and statistical records. Any errors or omissions regarding this list should be brought to the attention of Mike Stamus, golf communications contact, at mstamus@athletics.gatech.edu. See page 1 for contact information.*

## E

Edge, Arthur B., III. .... 1954  
 Edge, Edward W. .... 1953-56  
 Edwards, Richard C. .... 1953-54  
 Edwards, William V., Jr. .... 1963-64  
 Elliott, Randolph S. .... 1973-76  
 Ervin, R.T. .... 1946  
 Ethridge, Gene L. .... 1948  
 Espy, Robert W., III. .... 1972-73  
 Ewing, Charles A. .... 1949  
 Ewing, Morris M. .... 1959-61

## F

Ferris, Henry A. .... 1951-52  
 Filipowicz, Matthew J. .... 1995  
 Forward, Roy C. .... 1958  
 Forrester, Carlton M. .... 1997-2000  
 Fuller, Alan C. .... 1982-83

## G

Gervas, J. Ignacio .... 1984-87  
 Green, Thomas H., Jr. .... 1946-49  
 Griffin, John Tyler .... 2008-09-10-11  
 Gurley, Paul D. .... 1947  
 Guyton, Alan B. .... 1970-71

## H

Hadley, Chesson T. .... 2007-10  
 Hailey, Charles D. .... 1974-76  
 Hak, Shun Yat. .... 2013  
 Haley, Paul D. II. .... 2008, 10-11  
 Haley, Robert L., III. .... 1979-81  
 Hall, Taylor A. .... 2006-09  
 Harrison, Charles W. .... 1950-52  
 Haynie, Seth R. .... 1947  
 Henry, George W., Jr. .... 1965-67  
 Heyward, J.S. .... 1970  
 Hill, Gabriel C., III. .... 1954-57  
 Hines, Michael P. .... 2013, 15-17  
 Hocking, Nelson W. .... 1947  
 Holroyd, Francis L., III. .... 1989  
 Hopson, David B. .... 1982-85  
 Hopson, Steven M. .... 1976-77  
 Horak, Robert H. .... 1962, 64  
 Houllion, Edward L. .... 1970-73  
 Howell, Homer S. .... 1949-51  
 Huges, Marvin L. .... 1969  
 Hulsey, Samuel M. .... 1992, 94-96  
 Humphreys, Roy W. .... 1960, 62  
 Hunter, Richard L., Jr. .... 1972-73

## I

Isehour, John H., III. .... 1987-90

## J

Johnson, Charles M. .... 1975, 77  
 Johnson, George D., Jr. .... 1954-57  
 Johnson, James D. .... 1979-80  
 Johnson, Lynwood A. .... 1953-55  
 Johnson, Roger B. .... 1956-58  
 Johnston, H. James .... 1991-92  
 Johnston, Thomas C. .... 1993  
 Joiner, Jacob M. .... 2015-17  
 Joiner, Tyler P. .... 2016-17  
 Jones, W.C. .... 1950  
 Jordan, Thomas G. .... 2003-06

## K

Kite, Larry L. .... 1964  
 Kuchar, Matthew G. .... 1997-2000

## L

LaClair, Huston L., Jr. .... 1949-51  
 Landrey, Frank E. .... 1961-63  
 Lane, Joseph H. .... 1962-63  
 Larsen, Kevin B. .... 2004-07  
 Latimer, Wes D. .... 1998-2001  
 Leach, William O., Jr. .... 1958-60  
 Lowe, Joe F., Jr. .... 1978  
 Lowery, Joseph M. .... 1979-81

## M

Maddox, John R. .... 1953-55  
 Manly, Frank W. .... 1947  
 Mann, R.S. .... 1946  
 Marks, Eugene D. .... 1953  
 Martin, Jon S. .... 1963  
 Massar, Terry A. .... 1965  
 Mathews, Harry T. .... 1956-57  
 Matteson, Troy J. .... 2000-03  
 McCommon, Clayton J. .... 1947  
 McDonald, William R. .... 1985-88  
 McDonnell, Robert P. .... 1983-86  
 McWilliams, Leonard M. .... 1967-69  
 Mikkelsen, Kris K. .... 1999-2002  
 Mize, Larry H. .... 1978-79  
 Milam, Jay E. .... 1949, 52  
 Miller, William R. .... 2009-10-11-12  
 Millington, Edgar N., Jr. .... 1982  
 Molder, Bryce W. .... 1998-2001  
 Moore, Richard P. .... 1968  
 Muir, Robert C. .... 1979  
 Mullin, Andrew S. .... 1959  
 Muniz, Mauricio O. .... 1995-98

## N

Newton, Brian P. .... 1994-98  
 Nichols, Jonathan P. .... 1984-87  
 Nicklaus, Michael S. .... 1994-95  
 Nunn, Samuel A., Jr. .... 1958-59

## O

Ogletree, J. Andrew .... 2017

## P

Park, Roderick .... 1985  
 Pearson, Michael E. .... 1996-99  
 Perry, Donald G., Jr. .... 1966-67, 69  
 Perry, John W. .... 1975-77  
 Petefish, Christopher R.H. .... 2015-17  
 Pesciotta, Michael V. .... 2015-17  
 Ploeger, William D. .... 1960-62  
 Pritchett, William A. .... 1948-49

## Q

Quirk, Joseph E., III. .... 1977-79

## R

Raney, Ben T. .... 1979-81  
 Rantanen, Mikko P. .... 1993-94  
 Reeves, Chan. .... 1988-91  
 Reeves, Seth A. .... 2011-14  
 Retzliff, Steven F. .... 1976  
 Rich, Jett. .... 1987  
 Riddle, Richard B. .... 1980-81  
 Robbins, Eugene F. .... 1953  
 Rollins, H. Wyatt. .... 1992, 94  
 Rosenberg, Barry J. .... 1974  
 Rowley, David J. .... 1989  
 Rudolph, Jacob C. .... 1952  
 Rymer, Charles C. .... 1987-90

## S

Sams, Robert B. .... 1971-74  
 Sams, T.A. .... 1971  
 Sanders, Randall P. .... 1970  
 Sands, James U. .... 1964, 66  
 Schniederjans, Luke C. .... 2017  
 Schniederjans, Ollie F. .... 2012-15  
 Scott, Isaac A. .... 1946-47  
 Scott, Kyle R. .... 2010-11  
 Sears, Carl L. .... 1963-65  
 Shaw, Thomas R., Jr. .... 1990-91  
 Sibley, William H., Jr. .... 1953-54  
 Smith, Campbell. .... 1952  
 Smith, Dan J. .... 1958-59  
 Smith, Frasier M. .... 1967-68  
 Snyder, Kenneth D., Jr. .... 1975  
 Song, Chan. .... 2002-05  
 Steinberg, Steven O. .... 1965-66  
 Stover, Lance N. .... 1996  
 Strafaci, Tyler E. .... 2017  
 Sturhahn, Richard W. .... 1961  
 Sutton, James D. .... 1956-59  
 Swann, Albert J. .... 1974  
 Swann, Albert J., Jr. .... 1948-49

## T

Taylor, John A. .... 1947  
 Terrell, Carter S. .... 1953-55  
 Teuscher, James H. .... 1973, 76  
 Thomas, Charles S. .... 1983-85  
 Thomas, Joseph W. .... 1972-73  
 Thompson, Nicholas D. .... 2002-05  
 Tringale, Cameron J. .... 2006-09  
 Tuten, Henry W., Jr. .... 1955

## W

Walker, Nicholas M., Jr. .... 1967-69  
 Walters, Jason A. .... 1993-96  
 Wang, Minghao. .... 2009-13  
 Weibring, Matthew K. .... 1999-2002  
 Werenski, Richard R. .... 2011-14  
 Whaley, Vincent C. .... 2014-17  
 White, James E. .... 2009-12  
 Williams, Davis E., Jr. .... 1946-47  
 Williams, Don Q. .... 1984  
 Wooley, Jeffrey W. .... 1982-83  
 Wright, Boykin C., Jr. .... 1958

## Y

Yates, Charles R. .... 1931-34  
 Yates, Daniel, Jr. .... 1938-41



# INDIVIDUAL RECORDS

## SEASON

Most events played: 15, Stewart Cink and Mikko Rantanen, 1993-94

Most rounds: 46, Mikko Rantanen, 1993-94

Lowest stroke average: 69.43, Bryce Molder (35 rounds), 2000-01

Low round: 60, Bryce Molder, Golf World Invitational (3rd round), Nov. 5, 2000

Low tournament score (36 holes): 135, Bryce Molder, Morris Williams Intercollegiate, 2001 (rain-shortened)

Low tournament score (54 holes): 196, Bryce Molder, Jerry Pate Intercollegiate & Golf World Invitational, 2000

Low tournament score (72 holes): 273, Bryce Molder, NCAA Championship, 1998

Most rounds under par: 29, Ollie Schniederjans, 2013-14

Most rounds under 70: 20, Bryce Molder, 2000-01; Ollie Schniederjans, 2013-14

## CAREER

Most events played: 54, David Duval, 1989-93

Most rounds played: 162, David Duval, 1989-93

Lowest stroke average: 70.69, Bryce Molder, 1998-2001 (NCAA Record)

Most rounds under par: 90, Bryce Molder, 1998-2001

### Season Stroke Average By Class

Fr.	Bryce Molder	1997-98	70.95
So.	Matt Kuchar	1997-98	70.80
Jr.	Ollie Schniederjans	2013-14	69.51
Sr.	Bryce Molder	2000-01	69.43

### Rounds Played in One Year

1.	Mikko Rantanen	1993-94	46
2.	Stewart Cink	1993-94	45
3.	Brian Newton	1993-94	43
	Carlos Beautell	1993-94	43
5.	David Duval	1992-93	41

### Rounds in the 60s in One Year

1.	Bryce Molder	2000-01	20
	Ollie Schniederjans	2013-14	20
3.	Ollie Schniederjans	2014-15	18
4.	Bryce Molder	1997-98	16
5.	Bryce Molder	1998-99	15
	Roberto Castro	2004-05	15
7.	Stewart Cink	1993-94	13
	Matt Kuchar	1999-2000	13
	Troy Matteson	2001-02	13
10.	David Duval	1992-93	12
	Bryce Molder	1999-2000	12
	Troy Matteson	2002-03	12
	Cameron Tringale	2006-07	12
	Anders Albertson	2014-15	12

### Top 10 Finishes in One Year

1.	David Duval	1992-93	13
2.	Bryce Molder	2000-01	11
3.	Stewart Cink	1994-95	10
	Bryce Molder	1998-99	10
	Ollie Schniederjans	2013-14	10
6.	David Duval	1989-90	9
	Stewart Cink	1993-94	9
	Matt Kuchar	1997-98	9
	Bryce Molder	1997-98	9
	Ollie Schniederjans	2014-15	9

### Top 20 Finishes in One Year


1.	David Duval	1992-93	14
2.	Stewart Cink	1994-95	12
	Bryce Molder	2000-01	12
	Ollie Schniederjans	2013-14	12
5.	David Duval	1989-90	11
	Stewart Cink	1993-94	11
	Matt Kuchar	1996-97	11
	Bryce Molder	1997-98	11
	Bryce Molder	1998-99	11
	Bryce Molder	1999-2000	11
	Matt Kuchar	1999-2000	11
	John-Tyler Griffin	2010-11	11



MATT KUCHAR




MIKKO RANTANEN



BRYCE MOLDER



STEWART CINK



DAVID DUVAL

## CAREER STROKE AVERAGE LEADERS

Player (Years)	Rds.	Avg.
1. Bryce Molder (1998-01)	147	*70.69
2. Ollie Schniederjans (2012-15)	144	70.96
3. Anders Albertson (2012-15)	150	71.49
4. Cameron Tringale (2006-09)	140	71.80
5. David Duval (1990-93)	162	71.82
6. Matt Kuchar (1997-00)	138	71.86
7. Roberto Castro (2004-07)	144	71.89
8. Troy Matteson (2000-03)	139	71.91
9. Nicholas Thompson (2002-05)	143	72.05
10. Chesson Hadley (2007-10)	107	72.37
11. James White (2009-12)	123	72.37
12. Stewart Cink (1992-95)	157	72.47
13. Kyle Scott (2009-11)	62	72.47
Vincent Whaley (2014-present)	71	72.73
14. Chan Song (2002-05)	146	72.75
15. Kris Mikkelsen (1999-02)	101	72.89
16. John-Tyler Griffin (2008-11)	122	72.94
Chris Petefish (2015-present)	60	72.95
17. Nacho Gervas (1984-87)	133	73.11
18. Jimmy Johnston (1991-92)	75	73.23
19. Mikko Rantanen (1993-94)	81	73.27
20. Matt Weibring (1999-02)	103	73.28
21. Carlton Forrester (1997-00)	127	73.30
22. Mike Barbosa (2003-06)	112	73.54
23. Kevin Larsen (2004-07)	135	73.62
24. Bob McDonnell (1982-86)	120	73.65
25. Charlie Rymer (1986-90)	146	73.72
Bill McDonald (1984-88)	125	73.72

Minimum two complete seasons played at Tech (\* NCAA Record)

## SEASON STROKE AVERAGE LEADERS

Player (Year)	Rds.	Avg.
1. Bryce Molder (2000-01)	35	69.43
2. Ollie Schniederjans (2013-14)	39	69.51
3. Ollie Schniederjans (2014-15)	37	70.51
4. Matt Kuchar (1999-2000)	34	70.65
5. David Duval (1992-93)	41	70.71
6. Bryce Molder (1999-2000)	36	70.72
7. Matt Kuchar (1997-98)	35	70.80
8. Roberto Castro (2004-05)	37	70.84
9. Bryce Molder (1997-98)	38	70.95
10. Anders Albertson (2012-13)	38	71.05
11. Stewart Cink (1994-95)	37	71.08
12. Chesson Hadley (2007-08)	32	71.09
13. Nicholas Thompson (2003-04)	36	71.17
14. James White (2011-12)	33	71.18
15. Troy Matteson (2002-03)	36	71.22
16. Ollie Schniederjans (2012-13)	35	71.31
17. Cameron Tringale (2008-09)	33	71.36
18. Anders Albertson (2011-12)	33	71.39
19. Troy Matteson (2001-02)	37	71.41
20. Cameron Tringale (2006-07)	38	71.45
Anders Albertson (2014-15)	40	71.48
22. Chan Song (2004-05)	40	71.50
23. John-Tyler Griffin (2010-11)	35	71.54
24. James White (2010-11)	32	71.56
25. Bryce Molder (1998-99)	38	71.57
26. Stewart Cink (1993-94)	45	71.60
27. Kyle Scott (2010-11)	32	71.62
28. Nicholas Thompson (2004-05)	40	71.65
29. Roberto Castro (2006-07)	35	71.77
30. Roberto Castro (2003-04)	36	71.86

Minimum 20 rounds played

## LOWEST INDIVIDUAL ROUNDS

Player (Year)	Score	Event
1. Bryce Molder (2000-01)	60	Golf World Invitational
2. Bryce Molder (2000-01)	62	Jerry Pate National
James White (2010-11)	62	U.S. Collegiate Championship
Richard Werenski (2013-14)	62	Puerto Rico Classic
3. Mikko Rantanen (1993-94)	63	NCAA Championship
4. Nacho Gervas (1985-86)	64	Schenkel Intercollegiate
Matt Kuchar (1997-98)	64	NCAA East Regional
Carlton Forrester (1998-99)	64	Waikoloa Intercollegiate
Troy Matteson (1999-2000)	64	U.S. Collegiate
Troy Matteson (2000-01)	64	Jerry Pate Intercollegiate
Troy Matteson (2002-03)	64	Carpet Capital
Nicholas Thompson (2002-03)	64	Augusta State Invitational
Nicholas Thompson (2003-04)	64	Waikoloa Intercollegiate
Roberto Castro (2004-05)	64	Waikoloa Intercollegiate
Cameron Tringale (2006-07)	64	UH-Hilo Intercollegiate (2)
Ollie Schniederjans (2014-15)	64	Carpet Capital Collegiate

\* Tied NCAA record

# INDIVIDUAL/TEAM RECORDS

## LOWEST 54-HOLE TOURNAMENT SCORES

Rk	Name	Year	Score	Event
1.	Bryce Molder	2000	196	Jerry Pate National Collegiate
	Bryce Molder	2000	196	Golf World Invitational
3.	Roberto Castro	2005	199	Waikoloa Intercollegiate
	Roberto Castro	2007	199	UH Hilo Invitational
	Ollie Schniederjans	2014	199	Warrior Makai Princeville Invitational
6.	Cameron Tringale	2008	200	UH Hilo Invitational
	Anders Albertson	2014	200	Warrior Makai Princeville Invitational
8.	Troy Matteson	2003	201	NCAA East Regional
	Cameron Tringale	2007	201	UH Intercollegiate
	Ollie Schniederjans	2014	201	Valspar Invitational
10.	Matt Kuchar	1998	202	NCAA East Regional
	Nicholas Thompson	2002	202	Nelson Invitational
	Cameron Tringale	2006	202	Waikoloa Intercollegiate
	Ollie Schniederjans	2014	202	Jerry Pate National Collegiate
14.	Bryce Molder	2001	203	NCAA East Regional
	Nicholas Thompson	2005	203	Waikoloa Intercollegiate
	Chan Song	2005	203	Waikoloa Intercollegiate
	Chesson Hadley	2008	203	UH Hilo Invitational
18.	Bryce Molder	1999	204	Carpet Capital Collegiate (S)
	Bryce Molder	1999	204	Carpet Capital Collegiate (F)
	Nicholas Thompson	2004	204	Western Refining All-American
	James White	2010	204	United States Collegiate Championship
	John-Tyler Griffin	2010	204	Western Refining All-American
	Anders Albertson	2013	204	Western Refining All-American
	Ollie Schniederjans	2014	204	ACC Championship

## LOWEST NCAA CHAMPIONSHIP SCORES (72 holes)

1.	Bryce Molder	1998	273	Albuquerque, N.M.
2.	Chesson Hadley	2007	275	Williamsburg, Va.
3.	Matt Kuchar	1998	276	Albuquerque, N.M.
	Matt Weibring	2000	276	Opelika, Ala.
	Troy Matteson	2002	276	Columbus, Ohio
6.	Cameron Tringale	2007	278	Williamsburg, Va.
7.	David Duval	1993	279	Lexington, Ky.
	Roberto Castro	2005	279	Owings Mills, Md.

## LOWEST NCAA CHAMPIONSHIP SCORES (54 holes)

1.	Ollie Schniederjans	2014	204	Hutchinson, Kan.
2.	Ollie Schniederjans	2013	205	Milton, Ga.
3.	Seth Reeves	2013	206	Milton, Ga.
	Seth Reeves	2014	206	Hutchinson, Kan.
5.	Anders Albertson	2013	209	Milton, Ga.
6.	Shun Yat Hak	2013	210	Milton, Ga.
7.	Paul Haley	2010	212	Ooltewah, Tenn.
8.	Chesson Hadley	2010	213	Ooltewah, Tenn.
9.	John-Tyler Griffin	2010	215	Ooltewah, Tenn.
10.	James White	2011	216	Stillwater, Okla.

## LOWEST NCAA REGIONAL SCORES

1.	Troy Matteson	2003	201	Auburn, Ala.
2.	Matt Kuchar	1998	202	Daufuskie Island, S.C.
3.	Bryce Molder	2001	203	Williamsburg, Va.
4.	Bryce Molder	1998	206	Daufuskie Island, S.C.
	Ollie Schniederjans	2014	206	Raleigh, N.C.
5.	Chan Reeves	1991	207	New Haven, Conn.
	Roberto Castro	2005	207	Kingston Springs, Tenn.
	Chan Song	2005	207	Kingston Springs, Tenn.
	Seth Reeves	2014	207	Raleigh, N.C.

## LOWEST ACC CHAMPIONSHIP SCORES

1.	Anders Albertson	2013	201*	New London, N.C.
2.	Bob McDonnell	1985	205	Greensboro, N.C.
	Bryce Molder	2001	205	Lake Buena Vista, Fla.
	Anders Albertson	2015	205	New London, N.C.
5.	David Duval	1993	206	Rocky Mount, N.C.
	Bryce Molder	2000	206	New London, N.C.
	Cameron Tringale	2006	206	New London, N.C.
	Chesson Hadley	2010	206	New London, N.C.
	Paul Haley	2011	206	New London, N.C.
	Ollie Schniederjans	2014	204	New London, N.C.
11.	Matt Kuchar	1998	207	New London, N.C.
	Matt Weibring	2002	207	New London, N.C.
	Nicholas Thompson	2002	207	New London, N.C.
	Cameron Tringale	2009	207	New London, N.C.
	Chesson Hadley	2009	207	New London, N.C.
	Kyle Scott	2011	207	New London, N.C.
	Ollie Schniederjans	2017		New London, N.C.

\*Tournament record

## Team Records

Most tournament wins, season: 7 in 2001-02

Most events, season: 14 in 1990-91, 1993-94

Most rounds played, season: 43, 1993-94

Low round: 262 (-26), Waikoloa Intercollegiate, 2005

Low 54-hole score: 808 (-56), Waikoloa Intercollegiate, 2005

Low 72-hole score: 1116, NCAA Championship, 2000

Largest margin of victory: 27, United States Collegiate Championship, 2010

## Lowest Team Rounds

262	Waikoloa Intercollegiate	2005
265	UH-Hilo Invitational	2007
267	ACC Championship	2006
268	Waikoloa Intercollegiate	2006
270	Waikoloa Intercollegiate	1999
270	ACC Championship	2012
270	Amer Ari Invitational	2014
271	ACC Championship	2002
271	Jerry Pate National	2000
271	United States Collegiate Championship	2010
272	Waikoloa Intercollegiate	2004
272	Gary Koch/Cleveland Golf Intercollegiate	2003
272	Augusta State Invitational	2003
272	Golf World Invitational	2000
272	UH Hilo Invitational	2007
272	UH Hilo Invitational	2008
272	NCAA Southeast Regional	2010
272	ACC Championship	2011
272	ACC Championship	2013
272	NCAA Raleigh Regional	2014
272	DICK'S Sporting Goods Challenge Cup	2014
272	Warrior Princeville Makai Invitational	2014
273	Las Vegas Intercollegiate	2001
273	ACC Championship	2014
273	Warrior Princeville Makai Invitational	2014
273	NCAA Stanford Regional	2017

## Lowest Total Tournament Score for 54 Holes

808	Waikoloa Intercollegiate	2005
809	Warrior Princeville Makai Invitational	2014
818	UH Hilo Invitational	2007
823	Puerto Rico Classic	2014
825	Waikoloa Intercollegiate	2006
925	NCAA Raleigh Regional	2014
826	UH Hilo Invitational	2008
828	Jerry Pate National	2005
829	Golf World Invitational	2000
829	Puerto Rico Classic	2002
829	Jerry Pate National Collegiate	2004
830	Seminole Intercollegiate	2012
830	NCAA Championship	2013
831	ACC Championship	2011
833	ACC Championship	2006
834	Puerto Rico Classic	1999
835	Jerry Pate National	2000
835	NCAA East Regional	1998
836	United States Collegiate Championship	2010
836	Seminole Intercollegiate	2017
837	ACC Championship	2002
837	ACC Championship	2012
837	Amer Ari Invitational	2014
837	Valspar Invitational	2014
838	U.S. Collegiate Championship	2000
839	Southern Intercollegiate	1985
839	Brickyard Collegiate	2013
839	ACC Championship	2014
841	Golf World Palmetto Dunes	1999
841	Waikoloa Intercollegiate	2004
841	Brickyard Collegiate	2007
841	ACC Championship	2010
841	Puerto Rico Classic	2011
841	NCAA Championship	2014

## Largest Victory Margins

27	United States Collegiate Championship (836)	2010
25	Puerto Rico Classic (829)	2002
24	Las Vegas Intercollegiate (844)	2001
21	Southern Intercollegiate (839)	1985
20	ACC Championship (831)	2011
20	Tar Heel Intercollegiate (842)	2013
18	Robert Kepler Invitational (858)	2014
17	Waikoloa Intercollegiate (893)	1999
17	NCAA Raleigh Regional (825)	2014
16	Southern Intercollegiate (847)	1989
16	Long Cove Invitational (855)	2001
16	Robert Kepler Invitational (848)	2015



## ACC CHAMPIONSHIP SUMMARIES

## 1979 — Greensboro, N.C.

The Cardinal Golf Club

8th (1188)

Strokes Off Lead/Par: -78/+108

Larry Mize .....	79	74	75	228	+12	t19
Jody Lowery .....	73	85	77	235	+19	t37
Scott Muir .....	79	78	80	237	+21	44
Robert Haley .....	84	78	80	242	+26	49
Doug Johnson .....	80	77	79	246	+30	t50
Mark Donohue .....	78	84	86	248	+32	t53
Joe Lowe .....	84	87	78	249	+33	55

## 1980 — Rocky Mount, N.C.

Northgreen Country Club

8th (305-299-306—910)

Strokes Off Lead/Par: -72/+46

Jody Lowery .....	74	75	76	225	+9	t24
Rick Riddle .....	84	68	75	227	+11	30
Doug Johnson .....	78	75	77	230	+14	t34
Robert Haley .....	77	85	78	240	+24	44
Ben Raney .....	83	81	79	243	+27	45
Billy Gilliland .....	76	81	87	244	+28	t46

## 1981 — Rocky Mount, N.C.

Northgreen Country Club

8th (318-323-311—952)

Strokes Off Lead/Par: -81/+88

Jody Lowery .....	74	80	78	232	+16	t31
Robert Haley .....	81	78	83	242	+26	44
Rick Riddle .....	82	83	79	244	+28	t45
Shawn Barker .....	81	86	77	244	+28	t45
Ben Raney .....	85	82	77	244	+28	t45
John Peay .....	83	84	84	251	+35	48

## 1982 — Rocky Mount, N.C.

Northgreen Country Club

8th (311-313-319—943)

Strokes Off Lead/Par: -67/+79

Alan Fuller .....	79	73	79	231	+15	t26
Davy Hopson .....	78	79	79	236	+20	t30
Eddie Millington .....	79	79	81	239	+23	t33
Chip Cochran .....	75	87	80	242	+26	t36
Jeff Wooley .....	83	82	81	246	+30	t38

## 1983 — Rocky Mount, N.C.

Northgreen Country Club

7th (303-292-305—900)

Strokes Off Lead/Par: -33/+36

Shawn Barker .....	74	74	76	224	+8	t20
Davy Hopson .....	76	74	74	224	+8	t20
Bob McDonnell .....	79	74	75	228	+12	t27
Alan Fuller .....	77	72	80	229	+13	30
Charlie Thomas .....	76	72	dq	-	-	t39

## 1984 — Pinehurst, N.C.

Pinehurst No. 2 Course

5th (292-307-317—916)

Strokes Off Lead/Par: -34/+52

Bob McDonnell .....	68	76	80	224	+8	t7
Nacho Gervas .....	74	76	77	227	+11	t11
Charlie Thomas .....	76	80	76	232	+16	t19
Davy Hopson .....	74	81	84	239	+23	t31
Jay Nichols .....	84	75	84	242	+26	t36

## 1985 — Greensboro, N.C.

Bryan Park Golf Course

1st (281-280-282—843)

Strokes Off Lead/Par: +5/-21

Bob McDonnell .....	68	69	68	205	-11	1
Bill McDonald .....	68	69	73	210	-6	3
Nacho Gervas .....	72	71	69	212	-4	t5
Jay Nichols .....	73	71	72	216	E	t16
Rod Park .....	77	72	75	224	+8	t30

## 1986 — Greensboro, N.C.

Bryan Park Golf Course

2nd (289-287-291—867)

Strokes Off Lead/Par: -6/+3

Nacho Gervas .....	71	69	73	213	-3	2
Bill McDonald .....	73	72	71	216	E	t6
Bob McDonnell .....	74	72	72	218	+2	10
Jay Nichols .....	78	74	75	227	+11	t25
Lenny Nash .....	71	81	76	228	+12	27

## 1987 — Greensboro, N.C.

Bryan Park Golf Course

T-2nd (286-292-390—868)

Strokes Off Lead/Par: -7/+4

Chris Cupit .....	72	73	71	216	E	t6
Bill McDonald .....	72	70	74	216	E	t6
Nacho Gervas .....	71	76	72	219	+3	t16
Charlie Rymer .....	71	76	73	220	+4	t20
Jay Nichols .....	74	73	74	221	+5	t23

## 1988 — Greensboro, N.C.

The Cardinal Golf Club

5th (297-302-303—902)

Strokes Off Lead/Par: -22/+38

Tripp Isenhour .....	76	75	70	221	+5	t3
Bill McDonald .....	73	77	75	225	+9	t13
Michael Clark .....	76	73	79	228	+12	t16
Charlie Rymer .....	72	77	80	229	+13	19
Chan Reeves .....	79	77	79	235	+19	33

## 1989 — Rocky Mount, N.C.

Northgreen Country Club

2nd (285-295-294—874)

Strokes Off Lead/Par: -4/+10

Michael Clark .....	71	73	73	217	+1	2
Charlie Rymer .....	71	72	76	219	+3	t5
Chan Reeves .....	71	74	75	220	+4	t8
Trey Holroyd .....	72	76	74	222	+6	t15
Tripp Isenhour .....	76	76	72	224	+8	t23

## 1990 — Rocky Mount, N.C.

Northgreen Country Club

T-5th (297-289-298—884)

Strokes Off Lead/Par: -8/+20

David Duval .....	69	71	71	211	-5	2
Chan Reeves .....	71	73	76	220	+4	t14
Tripp Isenhour .....	75	75	76	226	+10	t21
Charlie Rymer .....	83	70	75	228	+12	t24
Tom Shaw .....	82	77	76	235	+19	t33

## 1991 — Rocky Mount, N.C.

Northgreen Country Club

1st (279-286—565, third round rained out)

Strokes Off Lead/Par: +2/-11

David Duval .....	67	70	137	-7	t1
Jimmy Johnston .....	73	69	142	-2	t6
Tom Shaw .....	71	71	142	-2	t6
Chan Reeves .....	70	77	147	+3	t19
Briny Baird .....	71	76	147	+3	t19

## 1992 — Rocky Mount, N.C.

Northgreen Country Club

1st (289-274-279—842)

Strokes Off Lead/Par: +3/-22

Jimmy Johnston .....	67	72	70	209	-7	2
David Duval .....	73	66	71	210	-6	t3
Stewart Cink .....	75	68	67	210	-6	t3
Briny Baird .....	75	69	73	217	+1	t22
Wyatt Rollins .....	73	73	71	217	+1	t22

## 1993 — Rocky Mount, N.C.

Northgreen Country Club

1st (282-288-283—853)

Strokes Off Lead/Par: +5/-11

David Duval .....	70	69	67	206	-10	1
Mikko Rantanen .....	69	72	71	212	-4	t3
Jason Walters .....	69	75	73	217	+1	t9
Stewart Cink .....	75	72	72	219	+3	t12
Carlos Beutell .....	74	76	80	230	+14	39

## 1994 — Rocky Mount, N.C.

Northgreen Country Club

1st (286-287-291—864)

Strokes Off Lead/Par: +9/E

Mikko Rantanen .....	71	72	66	209	-7	1
Stewart Cink .....	69	71	75	215	-1	t4
Brian Newton .....	74	73	74	221	+5	t13
Carlos Beutell .....	72	75	76	223	+7	T18
Jason Walters .....	75	71	77	223	+7	t18

## 1995 — New London, N.C.

Old North State Club at Uwaharrie Point

2nd (291-286-285—862)

Strokes Off Lead/Par: -13/-2

Stewart Cink .....	73	69	72	214	-2	t8
Sam Hulsey .....	72	73	70	215	-1	t11
Jason Walters .....	71	71	76	218	+2	t15
Carlos Beutell .....	75	73	72	220	+4	t19
Brian Newton .....	76	76	71	223	+7	t27

## 1996 — New London, N.C.

Old North State Club at Uwaharrie Point

9th (299-293-301—893)

Strokes Off Lead/Par: -33/+29

Jason Walters .....	75	73	72	220	+4	t18
Sam Hulsey .....	74	73	75	222	+6	t25
Mike Pearson .....	80	72	76	228	+12	36
Brad Carroll .....	77	75	78	230	+14	t41
Mauricio Muniz .....	73	78	80	231	+15	t43

## 1997 — Fayetteville, Ga.

Whitewater Creek Country Club

8th (306-307-294—907)

Strokes Off Lead/Par: -46/+43

Matt Kuchar .....	76	70	70	216	E	2
Nick Cassini .....	73	82	72	227	+11	t26
Carlton Forrester .....	77	78	76	231	+15	t35
Mauricio Muniz .....	80	80	77	237	+21	43
Mike Pearson .....	83	79	76	238	+22	44

## 1998 — New London, N.C.

Old North State Club at Uwaharrie Point

2nd (283-285-275—843)

Strokes Off Lead/Par: -7/-21

Matt Kuchar .....	70	71	66	207	-9	3
Bryce Molder .....	70	71	68	209	-7	t5
Wes Latimer .....	72	71	69	212	-4	t11
Mike Pearson .....	71	72	74	217	+1	t23
Carlton Forrester .....	75	73	72	220	+4	t29

## 1999 — New London, N.C.

Old North State Club at Uwaharrie Point

1st (287-291-285—863)

Strokes Off Lead/Par: +10/-1

Mike Pearson .....	68	74	71	213	-3	2
Wes Latimer .....	71	73	71	215	-1	3
Bryce Molder .....	73	71	73	217	+1	t7
Matt Kuchar .....	75	74	71	220	+4	t12
Carlton Forrester .....	79	73	72	224	+8	t24

## ACC CHAMPIONSHIP SUMMARIES

## 2000 — New London, N.C.

Old North State Club at Uwharrie Point

2nd (287-288-286—861)

Strokes Off Lead/Par: -5/-3

Bryce Molder.....	72	67	67	206	-11	1
Matt Kuchar.....	71	73	69	213	-3	t4
Troy Matteson.....	72	73	73	218	+2	13
Matt Weibring.....	72	75	79	226	+10	t31
Carlton Forrester.....	77	79	77	233	+17	40

## 2001 — Lake Buena Vista, Fla.

Disney's Magnolia Course

1st (280-285-280—845)

Strokes Off Lead/Par: +8/-19

Bryce Molder.....	69	70	66	205	-11	2
Kris Mikkelsen.....	69	73	71	213	-3	t6
Troy Matteson.....	70	74	71	215	-1	t10
Matt Weibring.....	73	71	72	216	E	t12
Wes Latimer.....	72	71	75	218	+2	t15

## 2002 — New London, N.C.

Old North State Club at Uwharrie Point

1st (271-284-282—837)

Strokes Off Lead/Par: +4/-27

Matt Weibring.....	68	70	69	207	-9	t2
Nicholas Thompson.....	67	69	71	207	-9	t2
Kris Mikkelsen.....	67	74	70	211	-5	t9
Chan Song.....	71	71	74	216	E	t20
Troy Matteson.....	69	77	72	218	+2	t23

## 2003 — New London, N.C.

Old North State Club at Uwharrie Point

4th (305-287-289—881)

Strokes Off Lead/Par: -16/+17

Troy Matteson.....	74	67	73	214	-2	t3
Thomas Jordan.....	76	69	71	216	E	t5
Nicholas Thompson.....	77	77	72	226	+10	t23
Adam Cranford.....	78	74	75	227	+11	t26
Chan Song.....	79	77	73	229	+13	t29

## 2004 — New London, N.C.

Old North State Club at Uwharrie Point

3rd (290-284-274—848)

Strokes Off Lead/Par: -11/-16

Nicholas Thompson.....	71	68	69	208	-8	t3
Chan Song.....	74	72	67	213	-5	t11
Roberto Castro.....	70	74	69	213	-3	t11
Mike Barbosa.....	75	70	69	214	-2	t15
Kevin Larsen.....	75	78	72	225	+9	37

## 2005 — New London, N.C.

Old North State Club at Uwharrie Point

2nd (293-290-286—869)

Strokes Off Lead/Par: -4/+5

Chan Song.....	74	72	68	214	-2	2
Roberto Castro.....	71	72	74	217	+1	t4
Mike Barbosa.....	74	75	71	220	+4	10
Nicholas Thompson.....	74	73	73	220	+4	t10
Kevin Larsen.....	78	73	75	226	+10	t24

## 2006 — New London, N.C.

Old North State Club at Uwharrie Point

T1st (276-267-290—833)

Strokes Off Lead/Par: E/-31

Cameron Tringale.....	69	65	72	206	-10	1
Taylor Hall.....	70	65	76	211	-5	t9
Kevin Larsen.....	73	67	72	212	-4	t12
Roberto Castro.....	72	70	71	213	-3	t16
Mike Barbosa.....	65	74	75	214	-2	t19

\*co-champion with North Carolina

## 2007 — New London, N.C.

Old North State Club at Uwharrie Point

T1st (287-283-284—854)

Strokes Off Lead/Par: E/-10

Cameron Tringale.....	72	68	69	209	-7	2
Roberto Castro.....	69	72	72	213	-3	t5
Chesson Hadley.....	72	72	71	215	-1	t9
Kevin Larsen.....	74	72	72	218	+2	t19
Taylor Hall.....	74	71	74	219	+3	t25

\*co-champion with Virginia Tech

## 2008 — New London, N.C.

Old North State Club at Uwharrie Point

4th (287-285-275—847)

Strokes Off Lead/Par: -9/-17

Taylor Hall.....	71	70	68	209	-7	5
David Dragoo.....	73	72	67	212	-4	t13
Cameron Tringale.....	71	72	69	212	-4	t13
Chesson Hadley.....	72	71	71	214	-2	t20
John-Tyler Griffin.....	77	76	71	224	+8	t43

## 2009 — New London, N.C.

Old North State Club at Uwharrie Point

1st/11 (281-284-281—846)

Strokes Off Lead/Par: +3/-18

Cameron Tringale.....	67	69	71	207	-9	t3
Chesson Hadley.....	71	70	66	207	-9	t3
James White.....	71	71	70	212	-4	t6
John-Tyler Griffin.....	72	74	74	220	+4	t27
David Dragoo.....	74	74	74	222	+6	t36

## 2010 — New London, N.C.

Old North State Club at Uwharrie Point

1st/11 teams 279-276-286—841

Strokes Off Lead/Par: +13/-23

Chesson Hadley.....	69	66	71	206	-10	1
Paul Haley.....	71	69	70	210	-6	t4
Kyle Scott.....	71	68	75	214	-2	t12
James White.....	73	73	70	216	E	t19
John-Tyler Griffin.....	68	74	76	218	+2	t23

## 2011 — New London, N.C.

Old North State Club at Uwharrie Point

1st/11 teams (281-278-272—831)

Strokes Off Lead/Par: +20/-33

Paul Haley.....	68	68	70	206	-10	1
Kyle Scott.....	68	71	68	207	-9	2
John-Tyler Griffin.....	73	70	66	209	-7	t3
James White.....	72	73	68	213	-3	t8
Richard Werenski.....	74	69	75	218	+2	t21

## 2012 — New London, N.C.

Old North State Club at Uwharrie Point

1st/11 teams (270-274-293—837)

Strokes Off Lead/Par: +7/-27

Anders Albertson.....	69	68	72	209	-7	t4
Bo Andrews.....	66	72	73	211	-5	t7
Ollie Schniederjans.....	66	73	72	211	-5	t7
Richard Werenski.....	69	66	76	211	-5	t7
James White.....	70	68	77	215	-1	t16

## 2013 — New London, N.C.

Old North State Club at Uwharrie Point

4th/11 teams (284-272-295—851)

Strokes Off Lead/Par: -12/-13

Anders Albertson.....	66	67	68	201	-15	1st
Ollie Schniederjans.....	69	67	77	213	-3	t10
Shun Yat Hak.....	76	67	75	218	+2	t26
Bo Andrews.....	73	71	75	219	+3	t29
Michael Hines.....	83	83	77	243	+27	55

## Tournament Superlatives

## INDIVIDUAL

Lowest Round: 65 (-7), Mike Barbosa (1st round), 2006; Cameron Tringale (2nd round), 2006; Taylor Hall (2nd round), 2006; Ollie Schniederjans (1st round), 2014

Low Tournament Score: 201 (-15), Anders Albertson, 2012 (tournament record)

Best Finish: 1st, Bob McDonnell, 1985; David Duval, 1991 and 1993; Mikko Rantanen, 1994, Bryce Molder, 2000; Cameron Tringale, 2006; Chesson Hadley, 2010; Paul Haley, 2011; Anders Albertson, 2013; Ollie Schniederjans, 2014

Biggest Victory Margin: 4 shots, Bob McDonnell, 1985

## TEAM

Lowest Round: 267 (-21), 2nd round, 2006

Highest Round: 323, 2nd round, 1981

Low Tournament Score: 831 (-33) in 2011

High Tournament Score: 916 in 1984 (under current format)

Best Finish: 1st in 1985, 1991, 1992, 1993, 1994, 1999, 2001, 2002, 2006, 2007, 2010, 2011, 2012, 2014

Worst Finish: 9th in 1996

Largest Victory Margin: 20 shots in 2011

## 2014 — New London, N.C.

Old North State Club at Uwharrie Point

1st/11 teams (288-278-273—839)

Strokes Off Lead/Par: +6/-25

Ollie Schniederjans.....	65	70	69	204	-12	1
Anders Albertson.....	76	68	65	209	-7	t2
Seth Reeves.....	74	69	69	212	-4	t7
Bo Andrews.....	73	72	70	215	-1	t18
Richard Werenski.....	77	71	72	220	+4	t31

## 2015 — New London, N.C.

Old North State Club at Uwharrie Point

\*1st/12 teams (284-279-282—845)

Strokes Off Lead/Par: won in playoff/-21

Anders Albertson.....	67	69	69	205	-11	t1
Ollie Schniederjans.....	71	67	69	207	-9	4
Chris Petefish.....	73	71	72	216	E	t23
James Clark.....	73	77	72	222	+6	t34
Vincent Whaley.....	77	72	74	223	+7	t36

\*won championship in a playoff over Clemson

## 2016 — New London, N.C.

Old North State Club at Uwharrie Point

4th/12 teams (287-288-289—864)

Strokes Off Lead/Par: -25/E

Chris Petefish.....	69	74	69	212	-4	t7th
Vincent Whaley.....	74	70	74	218	+2	t25th
James Clark.....	73	71	75	219	+3	t29th
Michael Hines.....	76	73	71	220	+4	t31st
Jacob Joiner.....	71	74	78	223	+7	t39th

## 2017 — Clinton, S.C.

Musgrove Mill Golf Club

T-7th/12 teams (288-296-299—883)

Strokes Off Lead/Par: -33/+19

Chris Petefish.....	69	74	69	212	-4	t7th
Vincent Whaley.....	74	70	74	218	+2	t25th
James Clark.....	73	71	75	219	+3	t29th
Michael Hines.....	76	73	71	220	+4	t31st
Jacob Joiner.....	71	74	78	223	+7	t39th



# NCAA CHAMPIONSHIP SUMMARIES

## 1927 Championship

Garden City, N.J./Garden City Country Club

1 Watts Gunn d. Roland McKenzie/Brown, 10-9, in championship match

*Gunn won the medal competition with a 72-hole score of 302, and shot 69 in the championship match.*

## 1934 Championship

Cleveland, Ohio/Cleveland Country Club

1 Charles Yates d. Ed White/Texas in championship match  
*Frank Ridley lost in semifinals to Yates; Berrien Moore lost in first round of match play to Chuck Kocsis of Michigan; George Harris did not advance from stroke-play portion of championship.*

## 1947 Championship

Michigan (host school)/Ann Arbor, Mich.

T14th/39 teams (634)

Strokes Off Lead: -28

Individual results unknown

## 1966 Championship

Stanford, Calif./Stanford Golf Course

Bunky Henry ..... 79 77 - - 156 +12 mc

## 1967 Championship

Shawnee, Pa./Shawnee-on-the-Delaware Golf Club

Bunky Henry ..... 77 71 70 70 E 288 t2

## 1978 Championship

Eugene, Ore./Eugene Country Club

Larry Mize ..... 77 79 81 - 237 +21 mc

## 1985 Championship

Haines City, Fla./Grenelefe Golf and Tennis Resort

12th/30 teams (300-300-300-301—1201)

Strokes Off Lead/Par: -29/+49

Jay Nichols.....	72	75	75	75	297	+9	t26
Nacho Gervas.....	77	76	72	75	298	+10	t35
Bill McDonald.....	74	76	76	75	301	+13	t54
Bob McDonnell.....	77	73	77	78	305	+17	t74
Rod Park.....	78	82	77	89	326	+38	t97

## 1986 Championship

Advance, N.C./Bermuda Run Country Club

T-13th/31 teams (296-294-298-292—1180)

Strokes Off Lead/Par: -24/+28

Nacho Gervas.....	72	70	74	71	287	-1	t3
Jay Nichols.....	71	73	76	74	294	+6	t38
Bob McDonnell.....	77	72	74	71	294	+6	t38
Lenny Nash.....	76	81	75	76	308	+20	t105
Bill McDonald.....	80	79	75	76	310	+22	t109

## 1987 Championship

Columbus, Ohio/Ohio State Univ. Scarlet Course

22nd/30 teams (302-310-298-304—1214)

Strokes Off Lead/Par: -54/+62

Nacho Gervas.....	77	77	74	73	301	+13	t45
Bill McDonald.....	75	76	75	77	303	+15	t59
Charlie Rymer.....	74	82	74	78	308	+20	t91
Chris Cupit.....	76	77	76	80	309	+21	t97
Jay Nichols.....	dq	80	75	76	-	-	na

## 1988 Championship

Thousand Oaks, Calif./North Ranch Country Club

7th/32 teams (301-289-296-298—1184)

Strokes Off Lead/Par: -8/+32

Bill McDonald.....	77	68	69	73	287	-1	t2
Charlie Rymer.....	74	74	76	71	295	+8	t26
Tripp Isenhour.....	75	72	74	80	301	+13	t54
Chan Reeves.....	75	81	81	74	311	+23	82
Michael Clark.....	85	75	77	82	319	+31	t87

## 1989 East Regional

North Myrtle Beach, S.C./The Long Bay Club

2nd/19 teams (299-291-288—878)

Strokes Off Lead/Par: -6/+14

Charlie Rymer.....	73	73	71	217	+1	t3
Chan Reeves.....	76	71	71	218	+2	t6
Tripp Isenhour.....	75	75	73	223	+7	t22
Michael Clark.....	79	72	73	224	+8	t26
Trey Holroyd.....	75	79	dq	154	-	na

## 1989 Finals

Edmond, Okla./Oak Tree Country Club

MC/30 teams (295-298—593)

Strokes Off Lead/Par: NA/+17

Charlie Rymer.....	76	70	-	-	146	+2	na
Tripp Isenhour.....	74	73	-	-	147	+3	na
Michael Clark.....	74	75	-	-	149	+5	na
Chan Reeves.....	71	80	-	-	151	+7	na
Trey Holroyd.....	77	82	-	-	159	+15	na

Tech stood 18th after 36 holes.

## 1990 East Regional

Savannah, Ga./Sheraton Resort and Country Club

T-2nd/23 teams (284-280-287—851)

Strokes Off Lead/Par: -3/-13

Tripp Isenhour.....	71	69	73	213	-3	t9
Charlie Rymer.....	70	71	72	213	-3	t9
David Duval.....	70	72	71	213	-3	t9
Tom Shaw.....	73	68	73	214	-2	t15
Chan Reeves.....	73	74	71	218	+2	t37

## 1990 Finals

Tarpon Springs, Fla./Innisbrook Golf & Resort

11th/30 teams (292-288-304-289—1173)

Strokes Off Lead/Par: -18/+21

David Duval.....	74	68	76	70	288	E	t8
Tripp Isenhour.....	73	72	76	70	291	+3	t23
Charlie Rymer.....	73	76	77	73	299	+11	t68
Tom Shaw.....	77	73	75	76	301	+13	t82
Chan Reeves.....	72	75	79	76	302	+14	t87

## 1991 East Regional

New Haven, Conn./Yale Golf Course

1st/23 teams (287-274-291—852)

Strokes Off Lead/Par: +13/+12

Chan Reeves.....	69	69	69	207	-3	1
David Duval.....	73	65	74	212	+2	t4
Jimmy Johnston.....	72	73	71	216	+6	t13
Briny Baird.....	73	73	78	224	+14	t47
Tom Shaw.....	77	67	77	231	+21	t86

## 1991 Finals

Pebble Beach, Calif./Poppy Hills Golf Club

6th/30 teams (303-292-302-291—1188)

Strokes Off Lead/Par: -27/+36

David Duval.....	76	70	71	69	286	-2	2
Jimmy Johnston.....	73	75	81	71	300	+12	t45
Tom Shaw.....	79	72	76	74	301	+13	t56
Chan Reeves.....	76	75	77	77	305	+17	t81
Briny Baird.....	78	75	78	81	312	+24	t127

## 1992 East Regional

Hamilton, N.Y./Colgate Seven Oaks Golf Course

3rd/22 teams (301-286-291—878)

Strokes Off Lead/Par: -4/+14

Jimmy Johnston.....	72	67	70	209	-7	1
David Duval.....	76	73	68	217	+1	t5
Wyatt Rollins.....	75	74	74	223	+7	t28
Briny Baird.....	81	72	79	232	+16	t78
Stewart Cink.....	78	81	81	240	+24	105

## 1992 Finals

Albuquerque, N.M./Univ. of New Mexico Championship Course

5th/30 teams (289-294-284-284—1151)

Strokes Off Lead/Par: -22/-1

David Duval.....	68	74	72	75	289	+1	t23
Jimmy Johnston.....	73	76	70	71	290	+2	t26
Briny Baird.....	79	73	70	69	291	+3	t36
Stewart Cink.....	73	74	72	73	292	+4	t42
Wyatt Rollins.....	75	73	73	71	292	+4	t42

## 1993 East Regional

Charlottesville, Va./Birdwood Golf Course

5th/22 teams (285-298-284—867)

Strokes Off Lead/Par: -18/+3

David Duval.....	67	74	70	211	-5	t3
Mikko Rantanen.....	71	74	73	218	+2	t27
Stewart Cink.....	74	74	70	218	+2	t27
Carlos Beutell.....	74	76	71	221	+5	t44
Tommy Johnston.....	73	76	78	227	+11	t77

## 1993 Finals

Lexington, Ky./The Champions Golf Club

2nd/30 teams (288-293-278-287—1146)

Strokes Off Lead/Par: -1/-6

David Duval.....	73	71	65	70	279	-9	2
Stewart Cink.....	70	74	71	74	289	+1	t13
Carlos Beutell.....	72	76	68	73	289	+1	t13
Mikko Rantanen.....	73	72	78	70	293	+5	t24
Tommy Johnston.....	83	79	74	74	310	+22	t71

## 1994 East Regional

Opelika, Ala./Grand National Lake Course

3rd/23 teams (300-292-284—876)

Strokes Off Lead/Par: -8/+12

Stewart Cink.....	74	75	67	216	E	3
Mikko Rantanen.....	76	71	71	218	+2	t8
Brian Newton.....	80	70	72	222	+6	t22
Sam Hulsey.....	74	80	74	228	+12	t51
Carlos Beutell.....	76	76	78	230	+14	t64

## 1994 Finals

McKinney, Texas/Stonebridge Country Club

6th/30 teams (296-274-277-298—1145)

Strokes Off Lead/Par: -8/-7

Stewart Cink.....	75	67	65	73	280	-8	t5
Mikko Rantanen.....	71	63	71	82	287	-1	t21
Carlos Beutell.....	76	71	69	76	292	+4	t45
Jason Walters.....	77	73	72	76	298	+10	t65
Brian Newton.....	74	75	79	73	301	+13	t71

## 1995 East Regional

New Haven, Conn./Yale Golf Course

T-7th/21 teams (293-295-298—886)

Strokes Off Lead/Par: -29/+46

Stewart Cink.....	71	73	74	218	+8	t15
Carlos Beutell.....	77	75	73	225	+15	t56
Brian Newton.....	73	80	72	225	+15	t56
Jason Walters.....	74	74	79	227	+17	t70
Sam Hulsey.....	75	73	80	228	+18	t75

## 1995 Finals

Columbus, Ohio/Ohio State Univ. Scarlet Course

MC/30 teams (304-302—606)

Strokes Off Lead/Par: -27/+30

Stewart Cink.....	73	72	-	-	145	+1	na
Sam Hulsey.....	77	75	-	-	152	+8	na
Jason Walters.....	75	79	-	-	154	+10	na
Brian Newton.....	79	76	-	-	155	+11	na
Carlos Beutell.....	82	81	-	-	163	+19	na

Tech stood 29th after 36 holes.

## 1997 East Regional

Hot Springs, Va./Homestead Resort, Cascades Course

Matt Kuchar..... 68 74 74 216 E t6

## NCAA CHAMPIONSHIP SUMMARIES

## 1997 Finals

Lake Forest, Ill./Conway Farms Golf Club

Matt Kuchar..... 77 76 - - 153 +9 mc

## 1998 East Regional

Daufuskie Island, S.C./Melrose Golf Club

1st/23 teams (284-275-276—835)

Strokes Off Lead/Par: —/-29

Matt Kuchar.....	64	69	69	202	-14	1
Bryce Molder.....	73	67	66	206	-10	2
Mike Pearson.....	73	69	73	215	-1	t22
Carlton Forrester.....	75	73	68	216	E	t26
Wes Latimer.....	74	70	75	219	+3	t40

## 1998 Finals

Albuquerque, N.M./Univ. of New Mexico Championship Course

3rd/30 Teams (281-277-286-278—1122)

Strokes Off Lead/Par: -4/-30

Bryce Molder.....	68	68	69	273	-15	6
Matt Kuchar.....	69	67	70	276	-12	t7
Wes Latimer.....	76	74	75	292	+4	t60
Mike Pearson.....	73	70	73	292	+4	t60
Carlton Forrester.....	71	72	78	293	+5	t65

## 1999 East Regional

Providence, R.I./Rhode Island Country Club

1st/23 teams (283-280-282—845)

Strokes Off Lead/Par: +9/-7

Matt Kuchar.....	70	69	70	209	-1	2
Bryce Molder.....	69	74	67	210	E	t3
Wes Latimer.....	72	70	70	212	+2	t5
Mike Pearson.....	73	68	75	216	+6	t18
Carlton Forrester.....	72	73	78	223	+13	t64

## 1999 Finals

Edina, Minn./Hazelton National Golf Club

MC/30 teams (314-312—626)

Strokes off Lead/Par: -36/+50

Bryce Molder.....	77	77	-	-	154	+10	na
Wes Latimer.....	74	80	-	-	154	+10	na
Matt Kuchar.....	83	76	-	-	159	+15	na
Carlton Forrester.....	81	79	-	-	160	+16	na
Mike Pearson.....	82	80	-	-	162	+18	na

*Tech stood 28th after 36 holes.*

## 2000 East Regional

Moosic, Pa./Glenmaura National Golf Club

3rd/27 teams (297-296-291—884)

Strokes Off Lead/Par: -13/+32

Matt Kuchar.....	74	73	73	220	+7	t14
Carlton Forrester.....	74	73	73	220	+7	t14
Bryce Molder.....	71	75	76	222	+9	t21
Troy Matteson.....	81	75	72	228	+15	t56
Matt Weibring.....	78	77	73	228	+15	t56

## 2000 Finals

Opelika, Ala./Grand National Lake Course

2nd/30 teams (280-282-278-276—1116)

Strokes off Lead/Par: E/-36

Matt Weibring.....	71	71	67	67	276	-12	6
Carlton Forrester.....	74	70	68	70	282	-6	t15
Bryce Molder.....	69	72	71	70	282	-6	t15
Matt Kuchar.....	67	70	72	74	283	-5	t20
Troy Matteson.....	73	71	72	69	285	-3	t30

## 2001 East Regional

Williamsburg, Va./Golden Horseshoe Golf Club

7th/27 teams (285-279-282—846)

Strokes Off Lead/Par: -18/-18

Bryce Molder.....	68	69	66	203	-13	2
Matt Weibring.....	69	71	70	210	-6	t10
Troy Matteson.....	73	69	73	215	-1	t49
Wes Latimer.....	75	70	73	218	+2	t64
Kris Mikkelsen.....	75	72	74	221	+5	t75

## 2001 Finals

Durham, N.C./Duke University Golf Club

4th/30 teams (289-292-282-285—1148)

Strokes off Lead/Par: -22/-4

Kris Mikkelsen.....	66	72	72	71	281	-7	t4
Bryce Molder.....	73	72	66	73	284	-4	t8
Troy Matteson.....	74	76	69	70	289	+1	t27
Wes Latimer.....	76	72	77	74	299	+11	t59
Matt Weibring.....	76	78	75	71	300	+12	t63

## 2002 East Regional

Roswell, Ga./Ansley Golf Club's Settdown Creek

T1st/27 teams (291-287-298—876)

Strokes Off Lead/Par: +1/+12

Matt Weibring.....	70	71	75	216	E	5
Chan Song.....	76	70	74	220	+4	t13
Kris Mikkelsen.....	73	74	74	221	+5	t18
Nicholas Thompson.....	75	72	75	222	+6	t23
Troy Matteson.....	73	76	78	227	+11	t60

## 2002 Finals

Columbus, Ohio/Ohio State Univ. Scarlet Course

2nd/30 teams (277-286-290-285—1138)

Strokes off Lead/Par: -4/+2

Troy Matteson.....	73	66	70	67	276	-8	1
Kris Mikkelsen.....	70	74	71	71	286	+2	t33
Nicholas Thompson.....	67	73	75	74	289	+5	t51
Matt Weibring.....	70	74	74	73	291	+7	t63
Chan Song.....	70	73	76	75	294	+10	t86

## 2003 East Regional

Auburn, Ala./Auburn University Club

2nd/27 teams (281-286-281—848)

Strokes off Lead/Par: -9/-16

Troy Matteson.....	68	67	66	201	-15	1
Chan Song.....	70	71	70	211	-5	t12
Nicholas Thompson.....	71	76	73	220	+4	t43
Adam Cranford.....	72	78	72	222	+6	t51
Thomas Jordan.....	78	72	76	226	+10	t76

## 2003 Finals

Stillwater, Okla./Karsten Creek Golf Club

T11th/30 teams (310-306-302-300—1218)

Strokes off Lead/Par: -27/+66

Nicholas Thompson.....	77	77	72	70	296	+8	t12
Troy Matteson.....	78	74	77	75	304	+16	t39
Thomas Jordan.....	79	77	79	77	312	+24	t63
Chan Song.....	77	82	76	78	313	+25	t67
Adam Cranford.....	78	78	77	89	322	+34	t83

## 2004 East Regional

New Haven, Conn./The Course at Yale

T3rd/27 teams (291-288-285 — 864)

Strokes Off Lead/Par: -8/+24

Roberto Castro.....	74	68	70	212	+2	t9
Nicholas Thompson.....	72	73	70	215	+5	t17
Mike Barbosa.....	73	75	71	219	+9	t31
Chan Song.....	72	72	76	220	+10	t41
Kevin Larsen.....	80	80	74	234	+24	t111

## 2004 Finals

Hot Springs, Va./Homestead Resort, Cascades Course

T5th/30 teams (289-285-287-290-1151)

Strokes off Lead/Par: -17/+31

Nicholas Thompson.....	70	73	68	73	284	E	t17
Chan Song.....	70	69	77	71	287	+3	t24
Mike Barbosa.....	73	74	72	72	291	+11	t36
Roberto Castro.....	76	74	70	74	294	+14	t44
Kevin Larsen.....	82	69	78	79	308	+28	t76

## 2005 East Regional

Kingston Springs, Tenn./The Golf Club of Tennessee

T6th/27 teams (285-283-279 — 847)

Strokes Off Lead/Par: -12/-5

Roberto Castro.....	73	69	65	207	-6	t10
Chan Song.....	68	69	70	207	-6	t10
Nicholas Thompson.....	72	72	69	213	E	t33
Kevin Larsen.....	72	75	75	222	+9	t82
Mike Barbosa.....	77	73	75	225	+12	t100

## 2005 Finals

Owings Mills, Md./Caves Valley Golf Club

2nd/30 teams (288-281-295-282—1146)

Strokes off Lead/Par: -11/+26

Roberto Castro.....	69	68	71	71	279	-1	3
Mike Barbosa.....	71	72	76	71	290	+10	t27
Chan Song.....	73	72	74	71	290	+10	t27
Nicholas Thompson.....	75	69	77	69	290	+10	t27
Kevin Larsen.....	77	74	74	77	302	+22	t67

## 2006 Central Regional

Chardon, Ohio/Sand Ridge Golf Club

T3rd/27 teams (295-288-284 — 867)

Strokes Off Lead/Par: -22/+15

Cameron Tringale.....	71	71	72	214	+1	t4
Kevin Larsen.....	69	78	70	217	+4	t15
Roberto Castro.....	77	73	70	220	+7	t30
Mike Barbosa.....	78	71	72	221	+8	t37
Taylor Hall.....	80	73	73	226	+13	t63

## 2006 Finals

Sunriver, Ore./Crosswater Golf Club

MC/30 teams (304-294-296 — 891)

Strokes off Lead/Par: -34/+27

Cameron Tringale.....	73	70	68	74	285	-3	#18
Kevin Larsen.....	76	71	73	-	220	+4	na
Mike Barbosa.....	75	74	77	-	226	+10	na
Roberto Castro.....	77	84	78	-	239	+23	na
Taylor Hall.....	81	79	80	-	240	+24	na

*Tech stood 26th after 54 holes; #made 54-hole cut as individual*

## 2007 East Regional

Alpharetta, Ga./The Golf Club of Georgia

T2nd/27 teams (284-294-289 — 867)

Strokes Off Lead/Par: -12/+3

Chesson Hadley.....	68	75	71	214	-2	7
Cameron Tringale.....	67	70	80	217	+1	t14
Roberto Castro.....	75	73	73	221	+5	t27
Kevin Larsen.....	74	76	76	226	+10	t76
Taylor Hall.....	81	78	69	228	+12	t78

## 2007 Finals

Williamsburg, Va./Golden Horseshoe Golf Club (Gold Course)

8th/30 teams (288-275-280-288 — 1131)

Strokes off Lead/Par: -22/+11

Chesson Hadley.....	72	67	66	70	275	-5	t4
Cameron Tringale.....	67	68	69	74	278	-2	t9
Roberto Castro.....	74	70	72	71	287	+7	t46
Kevin Larsen.....	75	70	74	74	293	+13	t68
Taylor Hall.....	78	72	73	73	296	+16	t74

## 2008 Central Regional

Columbus, Ohio/Ohio State Scarlet Course

15th/27 teams (307-299-302 — 908)

Strokes Off Lead/Par: -29/+56

Chesson Hadley.....	72	75	75	222	+9	t12
Taylor Hall.....	78	74	75	227	+14	t52
John-Tyler Griffin.....	78	77	74	229	+16	t65
Cameron Tringale.....	80	74	78	232	+19	t89
David Dragoo.....	79	76	80	235	+22	t109



# NCAA CHAMPIONSHIP SUMMARIES

## 2009 Central Regional

Bowling Green, Ky./The Club at Olde Stone

T3rd/13 teams (292-293-295 — 880)

Strokes Off Lead/Par: -17/+16

Cameron Tringale.....	69	74	71	214	-2	t3
John-Tyler Griffin.....	74	72	71	217	+1	t11
Chesson Hadley.....	75	72	77	224	+8	t30
James White.....	75	75	76	226	+10	t39
David Dragoo.....	74	78	78	230	+14	t48

## 2009 Finals

Toledo, Ohio/Inverness Club

T10th/30 teams (301-285-288 — 874)

Strokes off Lead/Par: -25/+22

Cameron Tringale.....	74	67	74	215	+2	t18
David Dragoo.....	79	72	68	219	+6	t36
Chesson Hadley.....	72	72	76	220	+7	t47
John-Tyler Griffin.....	76	74	72	222	+9	t60
James White.....	79	77	74	230	+17	t127

## 2010 Southeast Regional

Alpharetta, Ga./Capital City Club Crabapple Course

3rd/13 teams (287-286-272 — 845)

Strokes off Lead/Par: -4/+5

John-Tyler Griffin.....	68	73	68	209	-1	t3
Chesson Hadley.....	73	69	68	210	E	t8
James White.....	71	72	72	215	+5	t23
Kyle Scott.....	77	72	68	217	+7	t30
Paul Haley.....	75	76	68	219	+9	t41

## 2010 Finals

Ooltewah, Tenn./The Honors Course

3rd/30 teams (290-282-286 — 858)

Strokes off Lead/Par: -8/-6

Paul Haley.....	70	69	73	212	-4	t9
Chesson Hadley.....	72	72	69	213	-3	t14
John-Tyler Griffin.....	71	72	72	215	-1	t25
James White.....	77	72	72	221	+5	t72
Kyle Scott.....	78	69	74	221	+5	t72

Match Play - Lost to Augusta State, 3-2 (quarterfinals) - Haley L 1-up, Scott W 1-up, White W 2&1, Hadley L 1-up, Griffin L 1-up

## 2011 East Regional

Radford, Va./Pete Dye River Course at Virginia Tech

T-3rd/13 teams (289-293-287 — 869)

Strokes off Lead/Par: -4/+5

Kyle Scott.....	68	73	71	212	-4	t2
James White.....	73	71	68	212	-4	t2
John-Tyler Griffin.....	74	74	73	221	+5	t17
Richard Werenski.....	74	75	75	224	+8	t28
Paul Haley.....	76	76	76	228	+12	t42

## 2011 Finals

Stillwater, Okla./Karsten Creek Golf Club

2nd/30 teams (283-290-302 — 875)

Strokes off Lead/Par: -3/+11

James White.....	67	73	76	216	E	t8
John-Tyler Griffin.....	73	72	74	219	+3	t17
Paul Haley.....	71	72	77	220	+4	t20
Kyle Scott.....	72	74	75	221	+5	t29
Richard Werenski.....	76	73	82	231	+15	t102

Match Play - Lost to Augusta State, 3-2 (quarterfinals) - White L 3&2, Griffin W 3&2 W 1-up, Scott L 1-up, Haley L 2-up, Werenski W 19 holes

## 2012 Southwest Regional

Norman, Okla./Jimmie Austin OU Golf Club

6th/14 teams (290-286-307 — 883)

Strokes off Lead/Par: -23/+19

Ollie Schniederjans.....	72	69	78	219	+3	t15
James White.....	69	74	79	222	+6	t24
Anders Albertson.....	74	76	73	223	+7	t27
Bo Andrews.....	75	72	77	224	+8	t31
Richard Werenski.....	77	71	81	229	+13	t48

## 2013 Tallahassee Regional

Tallahassee, Fla./Golden Eagle Golf and Country Club

4th/13 teams (280-284-285 — 849)

Strokes off Lead/Par: -19/-15

Anders Albertson.....	66	71	72	209	-7	t10
Bo Andrews.....	71	71	68	210	-6	t14
Ollie Schniederjans.....	70	71	71	212	-4	t19
Shun Yat Hak.....	73	73	74	220	+4	t42
Seth Reeves.....	75	71	79	225	+9	t60

## 2013 Finals

Milton, Ga./Capital City Club Crabapple Course

2nd/30 teams (274-274-282 — 830)

Strokes off Lead/Par: -6/-10

Ollie Schniederjans.....	67	68	70	205	-5	t8
Seth Reeves.....	69	69	68	206	-4	t13
Anders Albertson.....	69	67	73	209	-1	t26
Shun Yat Hak.....	69	70	71	210	E	t32
Bo Andrews.....	78	72	73	223	+13	t144

Match Play - Defeated UNLV, 3-2 (quarterfinals) - Reeves L 4&3, Hak L 2-up, Andrews W 3&2, Schniederjans W 1-up (19 holes), Albertson W 2&1; Lost to Alabama, 3-0-2 (semifinals) - Albertson AS, Hak L 4&3, Andrews AS, Reeves L 3&1, Schniederjans L 3&2

## 2014 Raleigh Regional

Raleigh, N.C./Lonnie Poole Golf Course

1st/13 teams (268-272-285 — 825)

Strokes off Lead/Par: +17/-27

Ollie Schniederjans.....	66	68	72	206	-7	2
Seth Reeves.....	69	69	69	207	-6	t3
Bo Andrews.....	67	68	74	209	-4	t6
Anders Albertson.....	73	67	71	211	-2	8
Richard Werenski.....	66	75	73	214	+1	t15

## 2014 Finals

Hutchinson, Kan./Prairie Dunes Country Club

5th/30 teams (277-282-282 — 841)

Strokes off Lead/Par: -12/+1

Ollie Schniederjans.....	71	65	68	204	-6	2
Seth Reeves.....	66	72	68	206	-4	t6
Richard Werenski.....	69	72	74	215	+5	t69
Bo Andrews.....	71	73	74	218	+8	t89
Anders Albertson.....	79	73	72	224	+14	t125

Match Play - lost to Oklahoma State, 4-0-1 (quarterfinals) - Werenski L 2&1, Andrews L 1-up, Albertson L 1-up; Schniederjans AS, Reeves L 1-up

## 2015 San Diego Regional

Rancho Santa Fe, Calif./The Farms Golf Club

3rd/13 teams (299-283-287 — 869)

Strokes off Lead/Par: -26/+5

Ollie Schniederjans.....	75	69	70	214	-2	t7
Anders Albertson.....	75	72	70	217	+1	t14
Chris Petefish.....	72	70	75	217	+1	t14
James Clark.....	77	72	73	222	+6	t29
Vincent Whaley.....	78	73	74	225	+9	t49

## 2015 Finals

Bradenton, Fla./The Concession Golf Club

9th/30 teams (293-295-290-297 — 1175)

Strokes off Lead/Par: -20/+23

Vincent Whaley.....	79	71	68	76	294	+6	t33
Ollie Schniederjans.....	76	74	70	78	298	+10	t49
Chris Petefish.....	72	77	73	77	299	+11	53
James Clark.....	76	75	79	70	300	+12	t54
Anders Albertson.....	69	75	85	74	303	+15	t67

## 2016 Tucson Regional

Marana, Ariz./The Gallery at Dove Mountain

T7th/14 teams (297-288-282 — 867)

Strokes off Lead/Par: -34/+3

Jacob Joiner.....	78	70	68	216	E	t17th
Chris Petefish.....	70	75	71	216	E	t17th
Vincent Whaley.....	75	71	70	216	E	t17th
James Clark.....	74	72	73	219	+3	t26th
Michael Hines.....	86	77	78	241	+25	71st

## 2017 Stanford Regional

Stanford, Calif./Stanford Golf Course

6th/13 teams (287-273-284 — 844)

Strokes off Lead/Par: -21/+4

Luke Schniederjans.....	76	62	72	210	E	t12
Andy Ogletree.....	70	72	69	211	+1	t17
James Clark.....	71	69	74	214	+4	t27
Tyler Strafacci.....	70	70	74	214	+4	t27
Vincent Whaley.....	76	73	69	218	+8	t48

## Finals Superlatives

### INDIVIDUAL

Lowest Round: 63 (9-under-par), Mikko Rantanen, 2nd round, 1994  
Low Tournament Score: 273 (15-under-par), Bryce Molder, 1998  
Best Finish: 1st, Troy Matteson, 2002  
Worst Finish (72 holes): T-127, Briny Baird, 1991

### TEAM

Lowest Round: 274 (-14), 2nd round, 1994  
Highest Round: 314, 1st round, 1999  
Low Tournament Score: 1116 (-36) in 2000  
High Tournament Score (72 holes): 1218 in 2003  
Best Finish (stroke play): 2nd place, 1993, 2000, 2002, 2005, 2012  
Worst Finish (72 holes): 22nd place, 1987  
Closest to Leader: Tied, lost playoff in 2000  
Furthest from Leader (72 holes): 54 shots, 1987  
Most Strokes Under Par: 36-under-par (1116), 2000

## Regional Superlatives

### INDIVIDUAL

Lowest Round: 64 (-8), Matt Kuchar (1st round), 1998  
Low Tournament Score: 201 (-15), Troy Matteson, 2003  
Most Shots Under Par: 15-under (201), Troy Matteson, 2003  
Best Finish: 1st, Chan Reeves, 1991; Jimmy Johnston, 1992; Matt Kuchar, 1998; Troy Matteson, 2003  
Widest Victory Margin: 4 shots, Chan Reeves, 1991; Matt Kuchar, 1998

### TEAM

Lowest Round: 272 (-8), 3rd round, 2010  
Highest Round: 301, 1st round, 1992  
Low Tournament Score: 835 (-29), 1998  
High Tournament Score: 886, 1995  
Best Finish: 1st place, 1991, 1998, 1999, 2002  
Worst Finish: T-7th place, 1995, 2016  
Widest Victory Margin: 13 shots, 1991  
Most Shots from Lead: 34 shots, 2016  
Most Shots Under Par: 29-under (835), 1998

## NCAA Championship Timeline

The national collegiate championships were conducted by the United States Golf Association through 1938, and consisted of a medal competition and a match play bracket similar to today's U.S. Amateur.

The NCAA began conducting the championship in 1939, using a match play format through 1965, when it became a 72-hole, stroke-play event.

The NCAA instituted a 54-hole cut from 1979-88. A 36-hole cut was used in 1989, and again from 1992-2001. No cuts were made in 1990, 1991 or 2002.

Regional qualifying tournaments were instituted in 1989, expanding the championship field to 81 teams, 27 in each of three regionals, with 30 teams advancing to the 72-hole finals. In 2009, the format was changed to include a total of six regional tournaments (13 teams in three, 14 teams in the other three). Thirty teams (five from each regional) advanced to the finals.

The finals structure changed again in 2009, with 30 teams playing 54 holes of stroke play. The individual national champion was crowned after 54 holes, and the top eight teams advanced to a match play bracket to decide the team champion. In 2015, the NCAA added a fourth 18-hole round to the stroke-play portion, cutting the field to the top 15 teams and nine individuals not on those teams for the final round.

# TEAM HISTORY AT-A-GLANCE

Year	Coach	Captain	*Record/Wins	+NCAA	#Conference
1918	unknown	Tom Prescott	3-0	—	—
1919	unknown	unknown	unknown	—	—
1920	unknown	unknown	unknown	—	—
1921	unknown	unknown	unknown	—	—
1922	unknown	unknown	unknown	—	—
1923	unknown	Bip Farnsworth	2-1	—	—
1924	unknown	Bip Farnsworth	1-2	—	—
1925	unknown	Bill Spalding	2-2	—	—
1926	unknown	Bill Spalding	5-2	—	—
1927	unknown	Watts Gunn+	5-1	—	Champions
1928	unknown	Watts Gunn	6-1	—	—
1929	unknown	Shag Irvin	5-3	—	—
1930	unknown	Charles Brimby	4-5	—	—
1931	H.E. Dennison	Scott Hudson	4-4	—	—
1932	H.E. Dennison	Ivan Allen	unknown	—	—
1933	H.E. Dennison	Frank Ridley	6-0	—	—
1934	H.E. Dennison	Charlie Yates+	7-0	—	—
1935	H.E. Dennison	Charlie Yates	7-0	—	—
1936	H.E. Dennison	S.N. Holditch	unknown	—	—
1937	H.E. Dennison	Tommy Barnes	unknown	—	—
1938	H.E. Dennison	Tommy Barnes	unknown	—	—
1939	H.E. Dennison	Gene Brooks	unknown	—	—
1940	H.E. Dennison	Danny Yates	unknown	—	—
1941	H.E. Dennison	Danny Yates	unknown	—	—
1942	H.E. Dennison	Hal Florence	unknown	—	—
1943	no team				
1944	no team				
1945	no team				
1946	H.E. Dennison	none	unknown	—	—
1947	H.E. Dennison	Ike Scott	11-2	T14th	—
1948	H.E. Dennison	Ashby Taylor	8-5	—	2nd
1949	H.E. Dennison	Albert Swann	8-2	—	Champions
1950	H.E. Dennison	Scott Howell	5-5-1	—	6th
1951	H.E. Dennison	Scott Howell	8-3	—	3rd
1952	H.E. Dennison	Tommy Bachman	6-5	—	3rd
1953	H.E. Dennison	Charlie Harrison	2-7	—	7th
1954	H.E. Dennison	Lynwood Johnson	7-2	—	5th
1955	H.E. Dennison	John Maddox	4-7	—	6th
1956	Tommy Plaxico	Ned Edge	7-3-1	—	3rd
1957	Tommy Plaxico	George Johnson	5-7	—	3rd
1958	Tommy Plaxico	Morris Copeland, Bland Johnson	8-7	—	5th
1959	Tommy Plaxico	Jimmy Cleveland	2-8	—	4th
1960	Tommy Plaxico	Jimmy Cleveland	9-4	—	4th
1961	Tommy Plaxico	Lefty Ewing	8-6	—	5th
1962	Tommy Plaxico	Bill Ploeger	7-7-2	—	t4th
1963	Tommy Plaxico	Buddy Baker	8-9	—	7th
1964	Tommy Plaxico	Robbie Horak	5-10	—	7th
1965	Tommy Plaxico	Larry Sears	7-6-1	—	—
1966	Tommy Plaxico	Bunky Henry	7-2-2	—	—
1967	Tommy Plaxico	Bunky Henry	10-7	—	—
1968	Tommy Plaxico	Bill Dudley	3-15-1	—	—
1969	Tommy Plaxico	Len Williams	8-7	—	—
1970	Tommy Plaxico	none	11-8-1	—	—
1971	Tommy Plaxico	none	3-10	—	—
1972	Tommy Plaxico	none	8-9	—	—
1973	Tommy Plaxico	Lanny Houillion	4-3	—	—
1974	Tommy Plaxico	none	4-5	—	—
1975	Tommy Plaxico	none	—	—	11th
1976	Tommy Plaxico	Jim Teuscher	**2-0	—	12th
1977	Tommy Plaxico	Mike Johnson	**0-1	—	3rd
1978	Tommy Plaxico	Larry Mize	—	—	5th
1979	Tommy Plaxico	Larry Mize	—	—	8th
1980	Tommy Plaxico	—	—	—	—
1981	Tommy Plaxico	—	—	—	—
1982	Tommy Plaxico	—	—	—	8th

Georgia Tech fielded its first intercollegiate golf team in 1918, “and it was met with marked success in the matches with the Eastern colleges,” reads the 1918 edition of the Blueprint, the Georgia Tech yearbook.

“To get to the personnel and work of the team. Very little time was had by the men to practice, but they went to it with a will and when the time for the first match with Columbia came around, a formidable quartet was on hand. Perry Adair, one of the foremost golfers in the South, was number one man. Adair has been playing golf around Atlanta since twelve years old and holds many of the course records in the South. Fred Howden of Savannah, was elected manager. Howden had a score of notable records to his credit there. Ewing Watkins, one of the best golfers in Tennessee and said to be the longest driver in the South, and Tom Prescott of Atlanta golf fame, comprised the other two members of the team.”

Scoring for matches that year, and in years beyond, “was kept on the Nassau system, the winners on the first nine being awarded one point, the same being true for the second nine holes, and an additional point being awarded for the best ball of the match.”

Year	Coach	Captain	*Record/Wins	+NCAA	#Conference
1983	Puggy Blackmon	—	1	—	7th
1984	Puggy Blackmon	—	—	—	5th
1985	Puggy Blackmon	Bob McDonnell	4	12th	Champions
1986	Puggy Blackmon	Bob McDonnell	2	t13th	2nd
1987	Puggy Blackmon	Nacho Gervas, Jay Nichols	4	22nd	t2nd
1988	Puggy Blackmon	—	1	5th	7th
1989	Puggy Blackmon	—	1	%t18th	2nd
1990	Puggy Blackmon	—	2	11th	t5th
1991	Puggy Blackmon	—	4	6th	Champions
1992	Puggy Blackmon	—	4	5th	Champions
1993	Puggy Blackmon	—	5	2nd	Champions
1994	Puggy Blackmon	—	3	6th	Champions
1995	Puggy Blackmon	—	1	%29th	2nd
1996	Bruce Heppler	Sam Hulsey	—	—	9th
1997	Bruce Heppler	Rob Anderson	—	—	8th
1998	Bruce Heppler	Brian Newton	2	3rd	2nd
1999	Bruce Heppler	Carlton Forrester	3	%28th	Champions
2000	Bruce Heppler	Matt Kuchar	4	^2nd	2nd
2001	Bruce Heppler	Bryce Molder	5	4th	Champions
2002	Bruce Heppler	Kris Mikkelsen	7	+2nd	Champions
2003	Bruce Heppler	Troy Matteson	—	t11th	4th
2004	Bruce Heppler	Thomas Jordan	2	t5th	3rd
2005	Bruce Heppler	Mike Barbosa, Nicholas Thompson	1	2nd	2nd
2006	Bruce Heppler	Thomas Jordan	3	%26th	Co-champions
2007	Bruce Heppler	Roberto Castro	1	8th	Co-champions
2008	Bruce Heppler	Cameron Tringale	—	!15th	4th
2009	Bruce Heppler	Adam Cohan, Cameron Tringale	1	t10th	Champions
2010	Bruce Heppler	John-Tyler Griffin	2	3rd/QF	Champions
2011	Bruce Heppler	John-Tyler Griffin	2	2nd/QF	Champions
2012	Bruce Heppler	James White	2	!6th	Champions
2013	Bruce Heppler	Bo Andrews	2	2nd/SF	4th
2014	Bruce Heppler	Bo Andrews	7	5th/QF	Champions
2015	Bruce Heppler	Anders Albertson	4	9th	Champions
2016	Bruce Heppler	Michael Hines	—	!7th	4th
2017	Bruce Heppler	Michael Hines	—	!6th	7th

\* dual match record through 1974, tournament wins from 1975 to present

\*\* played both dual matches and tournaments

# Southern Conference until 1931, SEC from 1932-64, Southern Independent from 1975-76, Metro Conference from 1977-78, ACC from 1979 to present

+ NCAA individual champion (Troy Matteson in 2002)

^ Tied after 72 holes, lost playoff

% missed 36- or 54-hole cut at NCAA Championship

! finish in NCAA regional, did not advance to finals

(QF, SF, F) finish in NCAA match play



# YEAR-BY-YEAR RESULTS (SINCE 1947)

From 1937-39, the Southeastern Conference Championship was held in Baton Rouge, La. From 1940-64, the SEC Championship was held in Athens, Ga., as part of the Southern Intercollegiate Championship (no championship was held from 1943-45 due to World War II). Tech continued to participate in the SIC long after leaving the Southeastern Conference in 1964.

# - denotes tri-match or quad-match;

n/a - denotes scores not available

## 1947-48

Mar. 23	L	Auburn	8-10
Mar. 25	L	Auburn	6.5-11.5
Apr. 3	W	Tennessee	15-3
Apr. 10	W	Florida	14-4
Apr. 15	W	Georgia	10-8
Apr. 23	W	Vanderbilt	18-8
Apr. 24	L	Kentucky	7.5-10.5
na	2nd*	SEC Championship (Athens, Ga.)	306
May 4	L	Emory	8-10
May 8	W	Kentucky	14-4
May 14	L	Sewanee	8-10
May 15	W	Vanderbilt	16-2
May 21	W	Georgia	14.5-3.5
May 22	W	Tennessee	11.5-7.5

\*Albert Swann was the SEC medalist with a score of 73.

## 1948-49

Mar. 22	W	Rollins College	13.5-4.5
Mar. 24	W	Jacksonville NAS	13.5-4.5
Mar. 26	L	Auburn	4-14
Apr. 2	W	South Carolina	17-10
Apr. 9	W	Tennessee	16-2
Apr. 12	W	Emory	13-5
Apr. 20	L	Auburn	8-10
Apr. 22	W	Georgia	13.5-4.5
Apr. 27-30	1st	SEC Championship (Athens, Ga.)	302
May 5	W	Georgia	13-5
May 14	--	Vanderbilt	..dnf
May 20	W	Tennessee	12.5-5.5
May 21	--	Kentucky	..dnf

## 1949-50

na	L	Auburn	3.5-14.5
na	W	Florida	17.5-9.5
na	W	Tennessee	15.5-2.5
na	W	Emory	13.5-4.5
na	W	Auburn	12.5-5.5
na	L	Georgia	10-17
na	--	Kentucky	cancelled
na	6th/6	SEC Championship (Athens, Ga.)	1263
na	12th/12	Southern Intercollegiate (Athens, Ga.)	1263
na	T	Vanderbilt	9-9
na	L	Georgia	1.5-17.5
na	W	Tennessee	9.5-8.5
na	L	Kentucky	7-11
na	L	Kentucky	3.5-14.5

## 1950-51

Mar. 26	L	Duke	8.5-18.5
Apr. 4	W	Emory	17.5-0.5
Apr. 7	W	Auburn	17-1
Apr. 14	W	Tennessee	15.5-2.5
Apr. 18	W	Emory	14-4
Apr. 21	W	Vanderbilt	10-8
Apr. 25	L	Georgia	12.5-14.5
Apr. 28	W	Tennessee	15.5-2.5
May 3	L	Georgia	10-17
May 5	W	Kentucky	17-1
May 7	W	Florida	16-2
May 10-12	3rd/5	SEC Championship (Athens, Ga.)	604
May 10-12	6th/12	Southern Intercollegiate (Athens, Ga.)	604
May 18	--	Auburn	cancelled

## 1951-52

Mar. 24	L	Florida	3-24
Mar. 25	L	Florida State	12.5-14.5
Apr. 4	W	Emory	17-1
Apr. 11	W	Tennessee	13.5-3.5
Apr. 12	W	Florida	14-13
Apr. 18	W	Emory	12.5-5.5
Apr. 24	L	Georgia	3-24
Apr. 26	W	Tennessee	20-7
Apr. 29	L	Alabama	7-11
May 1-3	3rd/9	SEC Championship (Athens, Ga.)	600
May 1-3	5th/20	Southern Intercollegiate (Athens, Ga.)	600
May 9	W	Vanderbilt	9.5-8.5
May 13	L	Georgia	10 ½-16 ½

## 1952-53

Apr. 3	hW	Emory	14-13
Apr. 4	hL	Tennessee	3-24
Apr. 7	hL	Florida	7.5-19.5
Apr. 18	aL	Vanderbilt	8-10
Apr. 21	hW	Emory	15-12
Apr. 25	aL	Georgia	12.5-14.5
Apr. 29	nL	Alabama (Athens, Ga.)	8-13
A.30-M.2	7th/9	SEC Championship (Athens, Ga.)	646
A.30-M.2	17th/24	Southern Intercollegiate (Athens, Ga.)	646
May 12	hL	Georgia	10-17
May 16	aL	Tennessee	8-19

## 1953-54

Apr. 1	W	Emory	21-6
Apr. 2	W	Tennessee	19-8
Apr. 8	W	Auburn	15-12
Apr. 12	W	Emory	21.5-5.5
Apr. 16	W	Vanderbilt	20.5-6.5
Apr. 20	L	Auburn	10-17
Apr. 28	W	Florida State	17-10
A.29-M.1	5th/7	SEC Championship (Athens, Ga.)	607
A.29-M.1	10th/22	Southern Intercollegiate (Athens, Ga.)	607
May 13	L	Georgia	8.5-18.5
May 15	W	Tennessee	14.5-12.5

## 1954-55

Mar. 21	aW	Florida State	15.5-11.5
Mar. 22	aL	Florida	4.5-22.5
Apr. 1	hW	Tennessee	22.5-4.5
Apr. 9	aW	Auburn	22.5-4.5
Apr. 11	hL	Florida	8-19
Apr. 16	aL	Vanderbilt	11-16
Apr. 19	hW	Auburn	18.5-8.5
Apr. 23	aL	Georgia (Athens, Ga.)	6.5-21.5
May 4	nL	Memphis (Athens, Ga.)	6.5-21.5
May 5-7	6th/8	SEC Championship (Athens, Ga.)	605
May 5-7	11th/23	Southern Intercollegiate (Athens, Ga.)	605
May 14	aL	Tennessee	12-15
May 17	hL	Georgia	4.5-22.5

Home matches played at East Lake Country Club #2 course.

## 1955-56

Mar. 30	hW	Northern Illinois State	24-3
Apr. 2	hW	Florida	15.5-11.5
Apr. 9	hL	Florida State	11.5-15.5
Apr. 13	hW	Rollins College	15-12
Apr. 14	hW	Vanderbilt	21.5-5.5
Apr. 21	aL	7-20	Georgia
Apr. 24	hW	Auburn	22.5-4.5
Apr. 28	aL	Tennessee	12-15
May 5-7	3rd/9	SEC Championship (Athens, Ga.)	602
May 5-7	7th/24	Southern Intercollegiate (Athens, Ga.)	602
May 9	hW	Tennessee	22-5
May 12	aW	Auburn	16.5-10.5
May 15	hT	Georgia	13.5-13.5

## 1956-57

Mar. 18	aL	Florida State	7.5-19.5
Mar. 19	aL	Florida	6.5-20.5
Mar. 20	aL	Rollins	7-20
Mar. 21	aW	Jacksonville NAS	14-13
Apr. 2	hW	Auburn	17.5-9.5
Apr. 12	hW	Florida	18.5-8.5
Apr. 15	aW	Auburn	22-5
Apr. 20	aL	Vanderbilt	12.5-14.5
Apr. 23	aL	Georgia	11.5-15.5
Apr. 27	aL	Tennessee	12.5-14.5
May 2-4	3rd/9	SEC Championship (Athens, Ga.)	595
May 2-4	7th/28	Southern Intercollegiate (Athens, Ga.)	595
May 14	hL	Georgia	13-14
May 17	hW	Tennessee	20-7

## 1957-58

Mar. 17	aL	Florida State	6-21
Mar. 18	aL	Florida	5-22
Mar. 19	aL	Rollins	7.5-19.5
Mar. 20	aW	Jacksonville NAS	19.5-7.5
Mar. 28	nL	Auburn (Opelika, Ala.)	10.5-16.5
Apr. 1	hW	Chattanooga	14-4
Apr. 4	hL	Florida	9-18
Apr. 7	hW	Auburn	18-9
Apr. 11	hW	Vanderbilt	23.5-3.5
Apr. 14	hW	Florida State	14-13
Apr. 18	aW	Chattanooga	..forfeit
Apr. 19	aL	Georgia	3-24
May 1-3	5th	SEC Championship (Athens, Ga.)	n/a
May 1-3	11th	Southern Intercollegiate (Athens, Ga.)	n/a
May 10	aW	Tennessee	16-11
May 13	hL	Georgia	8-19
May 14	hW	Tennessee	16-11

## 1958-59

Mar. 23	aL	Florida State	6-21
Mar. 24	aL	Florida	3-24
Mar. 26-28	--	Miami Invitational	n/a
Apr. 4	aW	Tennessee	24-3
Apr. 8	hL	Auburn	13-14
Apr. 10	aL	Vanderbilt	9-18
Apr. 13	aL	Georgia	7-20
Apr. 17	hL	Florida	9-18
Apr. 24	aL	Auburn	6.5-20.5
A.30-M.2	4th	SEC Championship (Athens, Ga.)	n/a
A.30-M.2	7th	Southern Intercollegiate (Athens, Ga.)	n/a
May 6	hW	Tennessee	27.5-1.5
May 12	hL	Georgia	7-20

Home matches played at East Lake Country Club

## 1959-60

Mar. 21	aL	Florida State	11-16
Mar. 22	aL	Florida	5.5-21.5
Mar. 23	aW	Rollins College	14.5-12.5
Mar. 24	aal	Florida Southern	9.5-17.5
Mar. 29	hW	Michigan State	15.5-11.5
Apr. 1	hW	Florida	14-13
Apr. 8	hW	Vanderbilt	23.5-3.5
Apr. 11	aL	Georgia	5-22
Apr. 18	aW	Tennessee	25.5-1.5
Apr. 27	hW	Auburn	24-3
May 5-7	4th	SEC Championship (Athens, Ga.)	n/a
May 5-7	8th	Southern Intercollegiate (Athens, Ga.)	n/a
May 13	hW	Tennessee	27-0
May 17	hW	Georgia	14.5-12.5
May 21	aW	Auburn	21-6

Home matches played at East Lake Country Club

## 1960-61

Mar. 20	aL#	@Florida State	12-15
Mar. 20	nW#	Vanderbilt (Tallahassee, Fla.)	23-4
Mar. 21	aL	@Florida	8-19
Mar. 22	aL	@Rollins College	10-17
Mar. 23	aW	@Florida Southern	19.5-7.5
Mar. 28	hW	Georgia State	24-3
Apr. 1	aW	@Auburn	15.5-11.5
Apr. 7	aW	@Vanderbilt	22-5
Apr. 14	hL	Florida	12.5-14.5
Apr. 24	aW	@Tennessee	22-5
Apr. 26	hW	Auburn	23-4
Apr. 29	aL	@Georgia	6-21
May 4-6	5th	SEC Championship (Athens, Ga.)	n/a
May 4-6	10th	Southeastern Intercollegiate (Athens, Ga.)	n/a
May 8	hW	Tennessee	25-2
May 16	L	Georgia	7.5-19.5

Home matches played at The Standard Town and Country Club

## 1961-62

Mar. 19	aL#	@Florida State	10.5-16.5
Mar. 19	nW#	Springfield College (Tallahassee, Fla.)	27-0
Mar. 20	aL	@Florida	10-17
Mar. 21	aL	@Rollins College	11.5-15.5
Mar. 22	aW	@Florida Southern	19-8
Mar. 30	hL#	Florida	12.5-14.5
Mar. 30	hW#	Duke	16-11
Apr. 4	hL	Auburn	12.5-14.5
Apr. 6	hW	Vanderbilt	18-9
Apr. 10	aL#	@Auburn	11.5-15.5
Apr. 10	nW#	Kentucky (Auburn, Ala.)	15-12
Apr. 21	aT	@Tennessee	13.5-13.5
Apr. 24	hW	Georgia State	19.5-7.5
Apr. 28	aL	@Georgia	5.5-20.5
May 3-5	4th	SEC Championship (Athens, Ga.)	n/a
May 3-5	7th	Southern Intercollegiate (Athens, Ga.)	n/a
May 11	hW	Tennessee	18.5-8.5
May 15	hT	Georgia	13.5-13.5

Home matches played at The Standard Town and Country Club

## YEAR-BY-YEAR RESULTS (SINCE 1947)

## 1962-63

Mar. 18	aL#	Florida State.....	7-20
Mar. 18	nL#	Georgia (Tallahassee, Fla.).....	6-21
Mar. 18	nW#	Springfield College (Tallahassee, Fla.).....	26-1
Mar. 19	aL#	Florida.....	6.5-20.5
Mar. 19	nL#	Rollins (Gainesville, Fla.).....	12-15
Mar. 21-23	9th	Florida Intercollegiate (Ocala, Fla.).....	n/a
Mar. 26	hW	Alabama.....	20-7
Mar. 29	hL#	Florida.....	8.5-18.5
Mar. 29	hL#	Duke.....	13.5-4.5
Apr. 2	hW	Georgia State.....	25-2
Apr. 5	aL	Vanderbilt.....	9-18
Apr. 9	hW	Auburn.....	18-9
Apr. 12	hW	Tennessee.....	21-6
Apr. 15	aL	Auburn.....	11-16
Apr. 23	hW	Georgia State.....	14-13
Apr. 27	aL	Georgia.....	1.5-25.5
May 2-4	7th	SEC Championship (Athens, Ga.).....	n/a
May 2-4	14th	Southern Intercollegiate (Athens, Ga.).....	n/a
May 13	aW	Tennessee.....	5.5-3.5
May 14	hL	Georgia.....	5-22

Home matches played at The Standard Town and Country Club

## 1963-64

Mar. 23	aL#	Florida State.....	1-17
Mar. 23	nW#	Springfield College (Tallahassee, Fla.).....	17-1
Mar. 24	aL	Florida.....	7.5-19.5
Mar. 26-28	7th	Miami Invitational.....	n/a
Mar. 31	hW#	Georgia State.....	16-2
Mar. 31	hL#	Duke.....	8-10
Apr. 3	hW	Vanderbilt.....	23-4
Apr. 6	hL	Alabama.....	12-15
Apr. 10	aL	Alabama.....	6.5-20.5
Apr. 11	aL	Auburn.....	9.5-17.5
Apr. 13	hL	Tennessee.....	3-9
Apr. 20	hW	Auburn.....	22-5
Apr. 21	hW	Georgia State.....	16-11
Apr. 24	aL	Georgia.....	3-24
A.30-M.2	7th	SEC Championship (Athens, Ga.).....	n/a
A.30-M.2	16th/26	Southern Intercollegiate (Athens, Ga.).....	n/a
May 8	aL	Tennessee.....	3-6
May 12	hL	Georgia.....	7.5-19.5

Home matches played at The Standard Town and Country Club

## 1964-65

Mar. 22	aL	Florida State.....	3-15
Mar. 23	aL	Florida.....	2.5-24.5
Mar. 24	aL#	Florida Southern.....	7.5-19.5
Mar. 24	nW#	Sewanee (Lakeland, Fla.).....	15-12
Mar. 25-27	10th/20	Miami Invitational.....	n/a
Apr. 2	hW#	Georgia State.....	21.5-5.5
Apr. 2	hW#	Florida Southern.....	19-8
Apr. 9	aW	Vanderbilt.....	15.5-11.5
Apr. 13	hW	Auburn.....	20-7
Apr. 20	hW	Tennessee.....	16-11
Apr. 22	hL	Georgia State.....	11-16
Apr. 24	aT	Auburn.....	13.5-13.5
Apr. 26	aL	Georgia.....	4-23
A.29-M.1	14th	Southern Intercollegiate (Athens, Ga.).....	n/a
May 10	aW#	Tennessee.....	12-6
May 10	nL#	Georgia (Knoxville, Tenn.).....	7.5-10.5

Home matches played at The Standard Club


## 1965-66

Mar. 21	aL	Florida.....	8-19
Mar. 23	7th	Miami Invitational.....	n/a
Mar. 30	hT	Indiana.....	13.5-13.5
Apr. 1	hW	Indiana.....	17.5-9.5
Apr. 5	hW	Georgia State.....	22.5-4.5
Apr. 8	hW	Vanderbilt.....	18.5-8.5
Apr. 19	hW	Tennessee.....	24.5-2.5
Apr. 22	hW	Presbyterian.....	21.5-5.5
Apr. 23	aW	Auburn.....	16.5-10.5
Apr. 26	--	Georgia.....	cancelled
Apr. 27	--	Auburn/Wofford.....	rain
Apr. 30	aL	Georgia.....	7-20
May 5-7	11th	Southern Intercollegiate (Cape Coral, Fla.).....	n/a
May 12	hW	Georgia State.....	22.5-4.5
May 16	aT	Tennessee.....	13.5-13.5

Bunky Henry competed in the NCAA Championship at Stanford, Calif. (79-77 - MC)

## 1966-67

Mar. 20	aL	Florida.....	8-18
Mar. 22-25	3rd	Miami Invitational.....	n/a
Mar. 29	hW	William & Mary.....	25-2
Mar. 30	hW#	William & Mary.....	22-5
Mar. 30	hL#	Indiana.....	10.5-16.5
Mar. 31	hW	Indiana.....	16-11
Apr. 6	aL	@Tennessee.....	4.5-22.5
Apr. 10	aW	Vanderbilt.....	21.5-5.5
Apr. 18	hL#	Georgia State.....	9-18
Apr. 18	hW#	Wofford.....	16.5-10.5
Apr. 21	aL	Georgia.....	7.5-19.5



SAM NUNN

Apr. 22	nW	Auburn (Alexander City, Ala.).....	21-6
May 1	hL#	Georgia.....	1-17
May 1	hL#	Georgia State.....	5.5-12.5
May 3	hW	Auburn.....	22.5-4.5
May 5	hW	Georgia State.....	20.5-6.5
May 6	aW	Wofford.....	17-10
May 9	hW	Tennessee.....	16-11

Home matches played at The Standard Club

Bunky Henry tied for second place in the NCAA Championship at Shawnee, Pa. (77-71-70-70 - 288)

## 1967-68

Mar. 18	aW	Florida State.....	15-12
Mar. 19	aL	Florida.....	396-377
Mar. 21-23	6th	Cape Coral Invitational.....	n/a
Apr. 1	aL#	Tennessee.....	6.5-11.5
Apr. 1	nL#	Furman (Knoxville, Tenn.).....	8-10
Apr. 3	hL	Purdue.....	6-21
Apr. 5	hL	Georgia State.....	9.5-17.5
Apr. 9	hL	East Tennessee State.....	9-18
Apr. 15	aL#	Georgia.....	6.5-11.5
Apr. 15	nL#	Auburn (Athens, Ga.).....	7.5-10.5
Apr. 15	nL#	South Carolina (Athens, Ga.).....	8.5-9.5
Apr. 22	aL#	Auburn.....	384-362
Apr. 22	nL#	Georgia (Auburn, Ala.).....	384-363
Apr. 26	hL	Georgia.....	3-24
Apr. 30	hT#	Tennessee.....	377-377
Apr. 30	hW#	Georgia State.....	377-386
Apr. 30	hW#	Wofford.....	377-392
May 6	aL#	East Tennessee State.....	6-12
May 6	nL#	Virginia Tech (Johnson City, Tenn.).....	6-12
May 7	nL	Wofford (Tryon, N.C.).....	503-496

Home matches played at The Standard Club

## 1968-69

Mar. 24	aL	@Florida.....	390-370
Mar. 26-29	11th/33	Miami Invitational.....	1238
Apr. 19	aL	@Auburn.....	377-373
Apr. 21	aL	@Georgia.....	3-24
Apr. 25	hW#	Wofford.....	370-377
Apr. 25	hL#	Florida.....	370-369
Apr. 25	hW#	Vanderbilt.....	370-390
Apr. 28	rain	@Tennessee.....	
Apr. 29	hW#	Auburn.....	373-379
Apr. 29	hL#	Georgia.....	373-364
Apr. 29	hL#	Tennessee.....	373-363
May 2	nW#	Wofford (Tryon, N.C.).....	12.5-5.5
May 2	nW#	East Tennessee (Tryon, N.C.).....	9.5-8.5
May 2	nW#	South Carolina (Tryon, N.C.).....	10.5-7.5
May 9	hL#	Georgia State.....	398-395
May 9	hW#	Columbus College.....	398-399
May 12	hW	Georgia State.....	20-7

Home matches played at The Standard Club

## 1969-70

Mar. 25-28	na	Miami Invitational.....	n/a
Apr. 1	hL#	Indiana.....	7.5-16.5
Apr. 1	hW#	Chattanooga.....	15.5-2.5
Apr. 1	hW#	Wofford.....	13-5
Apr. 2-4	7th	Tennessee Invitational.....	1212
Apr. 13	aL	@Georgia.....	1.5-25.5
Apr. 17	aW#	@Columbus College.....	377-378
Apr. 17	nW#	Mercer (Columbus, Ga.).....	377-408
Apr. 17	nW#	West Florida (Columbus, Ga.).....	377-402
Apr. 18	aL#	@Auburn.....	372-363
Apr. 18	nT#	West Florida (Auburn, Ala.).....	372-372
Apr. 21	hW#	Auburn.....	364-367
Apr. 21	hW#	Georgia State.....	364-381
Apr. 21	hW#	Columbus College.....	364-378
Apr. 24	aL	@Vanderbilt.....	379-376
Apr. 25	aW	@Chattanooga.....	295-299
Apr. 28	hL#	Georgia.....	375-361
Apr. 28	hW#	Tennessee.....	375-377
May 1	nW#	Wofford (Tryon, N.C.).....	459-464
May 1	nL#	South Carolina (Tryon, N.C.).....	459-456
May 1	nL#	East Tennessee State (Tryon, N.C.).....	459-458
May 11	hL	Georgia State.....	397-363

Home matches played at East Lake Golf Club

## 1970-71

Mar. 22	aW#	@Miami.....	311-335
Mar. 22	nL#	Florida (Miami, Fla.).....	311-285
Mar. 24-27	11th	Miami Invitational.....	1589
Apr. 2-3	6th	Major College Invitational (Knoxville, Tenn.).....	1205
Apr. 5	aL#	@Georgia.....	409-373
Apr. 5	nL#	South Carolina (Athens, Ga.).....	409-375
Apr. 5	nL#	Indiana (Athens, Ga.).....	497-463
Apr. 10	aL#	@Auburn.....	381-376
Apr. 10	nL#	Georgia State (Auburn, Ala.).....	381-371
Apr. 16-17	4th	Junior-Senior Intercollegiate (Alexander City, Ala.).....	n/a
Apr. 19	nL+	Georgia State.....	367-363
Apr. 19	nW+	Chattanooga.....	367-405
Apr. 30	hL#	Georgia.....	391-359
Apr. 30	hL#	Georgia State.....	391-377
May 7	nL#	Wofford (Tryon, N.C.).....	7.5-10.5
May 7	nW#	Appalachian State (Tryon, N.C.).....	9.5-8.5

Home matches played at East Lake Country Club; +played at Druid Hills Golf Club, Atlanta

## 1971-72

Jan. 6-7	7th	Senior Bowl (Mobile, Ala.).....	790
Mar. 19	aL#	Georgia Southern.....	307-294
Mar. 19	nL#	Georgia (Statesboro, Ga.).....	307-285
Mar. 19	nL#	South Carolina (Statesboro, Ga.).....	307-293
Mar. 21	aW	Vanderbilt.....	303-324
Mar. 22	aW	Tennessee-Chattanooga.....	376-380
Mar. 28	hL#	Georgia.....	388-373
Mar. 28	hW#	Tennessee-Chattanooga.....	388-420
Apr. 6-7	8th	Major College Invitational (Knoxville, Tenn.).....	1214
Apr. 9	aL	Georgia.....	413-389
Apr. 11	hW#	Auburn.....	377-382
Apr. 11	hW#	Georgia State.....	377-383
Apr. 11	hW#	Armstrong State.....	377-394
Apr. 13-14	7th	Junior-Senior Collegiate (Alexander City, Ala.).....	788
Apr. 21-23	16th	Schenkel Intercollegiate (Statesboro, Ga.).....	n/a
Apr. 24	aL#	Auburn.....	373-360
Apr. 24	nW#	South Alabama (Auburn, Ala.).....	373-386
Apr. 28	nL#	South Carolina (Tryon, N.C.).....	479-459
Apr. 28	nW#	Wofford (Tryon, N.C.).....	479-487
May 1	aL	Georgia State (Peachtree City, Ga.).....	405-385
May 6	hL	Tennessee.....	387-383

## 1972-73

na	21st/24	Seminole Classic (Tallahassee, Fla.).....	1161
Mar. 21-24	11th/45	Miami Invitational (Miami, Fla.).....	1259
Apr. 5-7	12th/22	Furman Invitational (Greenville, S.C.).....	780
Apr. 12-14	1st/8	Junior-Senior Collegiate (Alexander City, Ala.).....	775
Apr. 18	hW#	Sewanee.....	401-433
Apr. 18	hL#	Georgia State.....	401-389
Apr. 18	hW#	Tennessee-Chattanooga.....	401-408
na	12th/22	Schenkel Intercollegiate (Statesboro, Ga.).....	910
na	hW	Mercer.....	299-308
May 1	hL#	Auburn.....	388-385
May 1	hW#	Georgia State.....	388-390
May 12-13	4th/10	Sam Nunn Invitational (Perry, Ga.).....	601
May 14	nL	Auburn (Pine Mountain, Ga.).....	366-362

Home matches played at East Lake Golf Club



# YEAR-BY-YEAR RESULTS (SINCE 1947)

## 1973-74

Mar. 1-3	11th/22	FSU Invitational (Tallahassee, Fla.)	904
Mar. 21-23	12th/13	Southeast Invitational (Dothan, Ala.)	409-399-396 – 1204
Mar. 28-30	4th/22	Furman Intercollegiate (Greenville, S.C.)	371-387 – 758
Apr. 2	hW#	West Georgia	395-431
Apr. 2	hW#	Georgia State	395-415
Apr. 2	hL#	Georgia	395-377
Apr. 6	aL#	Georgia	407-384
Apr. 6	nW#	Southern Tech (Athens, Ga.)	407-496
Apr. 16	hL#	Auburn	401-381
Apr. 16	hL#	St. Bernard	401-386
Apr. 16	hW#	Mercer	401-419
Apr. 12-13	9th/10	Junior-Senior Collegiate (Alexander City, Ala.)	395-405 – 800
Apr. 20	aL	Auburn	398-368
Apr. 26-28	20th/20	Chris Schenkel Intercollegiate (Statesboro, Ga.)	1188
May 4	4th/7	Warner Robins Invitational (Perry, Ga.)	308

Home matches played at East Lake Golf Club

## 1974-75

Oct. 11-14	8th/12	Dixie Intercollegiate (Pine Mountain, Ga.)	309-324-317 – 957
Mar. 1-2	17th/22	Seminole Invitational (Tallahassee, Fla.)	309-308-314 – 931
Mar. 25-28	16th/18	Southeastern Intercollegiate (Dothan, Ala.)	313-321-309 – 943
Apr. 3-5	12th/25	Furman Intercollegiate (Greenville, S.C.)	309-314-306 – 929
Apr. 11-12	9th/10	Southern Junior-Senior Collegiate (Alexander City, Ala.)	380-388 – 768
Apr. 25-27	19th/21	Chris Schenkel Intercollegiate (Statesboro, Ga.)	373-372-380 – 1125
May 8-10	18th/20	Southern Intercollegiate (Athens, Ga.)	312-298 – 610
May 16-18	11th/13	Southern Independent Collegiate (Pine Mountain, Ga.)	308-313 – 621

## 1975-76

Feb. 27-29	17th/26	Seminole Invitational (Tallahassee, Fla.)	310-307-307 – 924
Mar. 25-27	23rd/34	Furman Invitational (Greenville, S.C.)	311-308-308 – 927
Apr. 2	hW	Georgia State	320-238
Apr. 9-11	8th/10	Junior-Senior Invitational (Dadeville, Ala.)	375-378-392 – 1222
Apr. 15	hW	Georgia State	332-338
Apr. 23-25	16th/18	Chris Schenkel Intercollegiate (Statesboro, Ga.)	1135
May 8-9	4th/4	Governors Cup (Perry, Ga.)	303
May 14-16	7th/11	Major Independent (Pine Mountain, Ga.)	802
May 27-29	12th/25	Southern Intercollegiate (Athens, Ga.)	901

Home matches played at East Lake Golf Club

## 1976-77

fall	19th/21	Dixie Classic (Columbus, Ga.)	n/a
Mar. 4-6	20th/23	FSU Invitational (Tallahassee, Fla.)	n/a
Mar. 24-26	21st/27	Furman Invitational (Greenville, S.C.)	307-316-301 – 924
Apr. 8-10	10th/12	Junior-Senior Invitational (Dadeville, Ala.)	374-386-397 – 1157
Apr. 22-24	14th/18	Chris Schenkel Intercollegiate (Statesboro, Ga.)	299-290-298 – 887
May 3	hL	Georgia State	386-382
May 7	3rd/4	Governors Cup (Perry, Ga.)	307
May 13-15	3rd/7	Metro 7 Tournament (Memphis, Tenn.)	909
May 25-27	22nd/24	Southern Intercollegiate (Athens, Ga.)	n/a

Home matches played at East Lake Golf Club

## 1977-78

Oct. 7-9	T18th/24	River City Intercollegiate (Memphis, Tenn.)	923
Nov. ??	9th/20	Dixie Intercollegiate (Columbus, Ga.)	899
Feb. 10-12	12th/15	Gator Invitational (Gainesville, Fla.)	897
Feb. 24-26	14th/24	Seminole Invitational (Tallahassee, Fla.)	313-310-318 – 941
Mar. 23-25	17th/24	Furman Invitational (Greenville, S.C.)	309-312 – 621
Apr. 7-9	11th/15	Junior-Senior Invitational (Dadeville, Ala.)	301-295-296 – 892
Apr. 21-23	20th/21	Chris Schenkel Invitational (Statesboro, Ga.)	314-305-304 – 923
Apr. 27-29	22nd/24	Southern Intercollegiate (Athens, Ga.)	320-309 – 629
May 12-14	5th/7	Metro 7 Tournament (Tallahassee, Fla.)	302-301-311 – 914

Larry Mize competed in the NCAA Championship in Eugene, Ore. (77-79-81 – MC).

## 1978-79

Oct. 2-4	7th/8	Grandfather Mountain Intercollegiate (Linville, N.C.)	320-319 – 639
Nov. 16-19	25th/33	Dixie Intercollegiate (Columbus, Ga.)	306-318 – 624
Feb. 16-18	19th/22	Gator Invitational (Gainesville, Fla.)	303-307-304 – 914
Mar. 2-4	20th/22	Seminole Invitational (Tallahassee, Fla.)	303-314-303 – 920
Mar. 22-24	23rd/24	Furman Invitational (Greenville, S.C.)	316-307 – 623
M.30-A-1	7th/13	Junior-Senior Championship (Dadeville, Ala.)	298-294-301 – 893
Apr. 17-19	8th/8	ACC Championship (Greensboro, N.C.)	389-391-390 – 1188
Apr. 27-29	17th/21	Chris Schenkel Invitational (Statesboro, Ga.)	308-308-295 – 911

## 1979-80

Nov. 16-18	23rd/25	Dixie Intercollegiate (Columbus, Ga.)	299-324 – 623
Feb. 21-24	20th/22	Gator Invitational (Gainesville, Fla.)	310-299-292 – 901
F.28-M.2	17th/22	Seminole Invitational (Tallahassee, Fla.)	301
Mar. 27-30	11th/16	Junior-Senior Championship (Dadeville, Ala.)	293-297 – 590
Apr. 4-6	15th/21	Southeastern Invitational (Montgomery, Ala.)	308-312-319 – 939
Apr. 18-20	8th/8	ACC Championship (Rocky Mount, N.C.)	305-299-306 – 910
Apr. 25-27	21st/22	Chris Schenkel Invitational (Statesboro, Ga.)	313-312-308 – 933

## 1980-81

Oct. 24-26	13th/18	Augusta College Invitational (Augusta, Ga.)	310-318-324 – 952
Nov. 14-15	24th/28	Dixie Intercollegiate (Columbus, Ga.)	317-303 – 620
Feb. 13-15	20th/23	Gator Invitational (Gainesville, Fla.)	312-318-305 – 935
F.27-M.1	21st/21	Seminole Invitational (Tallahassee, Fla.)	305-311-303 – 919
Mar. 27-29	10th/15	Junior-Senior Championship (Dadeville, Ala.)	301-299-308 – 908
Apr. 3-5	20th/24	Southeastern Invitational (Montgomery, Ala.)	307-304-310 – 921
Apr. 17-19	8th/8	ACC Championship (Rocky Mount, N.C.)	318-323-311 – 952
Apr. 24-26	22nd/22	Chris Schenkel Invitational (Statesboro, Ga.)	317-319-310 – 946

## 1981-82

Oct. 2-4	17th/18	Augusta College Invitational (Augusta, Ga.)	324-313-321 – 958
Nov. 20-22	13th/18	Dixie Intercollegiate (Columbus, Ga.)	324-304-315 – 943
Feb. 5-7	17th/18	Gator Invitational (Gainesville, Fla.)	310-306-315 – 931
Feb. 26-28	22nd/23	Seminole Invitational (Tallahassee, Fla.)	316-301-312 – 929
Mar. 26-28	14th/16	Junior-Senior Championship (Dadeville, Ala.)	310-318-325 – 953
Apr. 2-4	25th/26	Southeastern Invitational (Montgomery, Ala.)	321-336-318 – 975
Apr. 16-18	8th/8	ACC Championship (Rocky Mount, N.C.)	311-313-319 – 943
Apr. 23-25	18th/18	Chris Schenkel Invitational (Statesboro, Ga.)	316-297-315 – 928

## 1982-83

S.30-O.3	18th/18	Augusta College Invitational (Augusta, Ga.)	315-304-307 – 929
spring	16th/19	Gator Invitational (Gainesville, Fla.)	303-289-306 – 898
spring	17th/21	Seminole Invitational (Tallahassee, Fla.)	310-311-312 – 933
spring	1st/24	Central Florida Intercollegiate (Orlando, Fla.)	306-303-303-298 – 1210
spring	7th/26	Junior-Senior Championship (Dadeville, Ala.)	291-300 – 591
spring	8th/12	Tar Heel Invitational (Chapel Hill, N.C.)	296-292-300 – 888
Apr. 15-17	7th/8	ACC Championship (Rocky Mount, N.C.)	303-292-305 – 900

## 1983-84

S.30-O.2	16th/18	Forest Hills Invitational (Augusta, Ga.)	n/a
Oct. 13-15	8th/24	John Ryan Memorial (Durham, N.C.)	312-302-292 – 906
fall	2nd/15	Shorter Invitational (Rome, Ga.)	n/a
fall	1st/6	Kennesaw Invitational (Kennesaw, Ga.)	n/a
fall	15th/24	Dixie Intercollegiate (Columbus, Ga.)	n/a
Jan. 28-30	3rd/24	Hall of Fame Invitational (Tampa, Fla.)	304-301-298 – 903
Feb. 17-19	5th/21	Gator Invitational (Gainesville, Fla.)	279-290-284 – 853
Mar. 2-4	18th/21	Florida Southern/ImperialLakes Classic (Lakeland, Fla.)	290-287-290 – 867
Mar. 23-25	15th/24	Iron Duke Classic (Durham, N.C.)	306-302-306 – 914
Apr. 5-7	7th/21	Furman Intercollegiate (Durham, N.C.)	303-305-301 – 909
Apr. 13-15	6th/12	Tar Heel Invitational (Chapel Hill, N.C.)	290-301-296 – 887
Apr. 20-22	5th/8	ACC Championship (Pinehurst, N.C.)	292-307-317 – 916
Apr. 27-29	17th/18	Chris Schenkel Invitational (Statesboro, Ga.)	294-305-293 – 892
May 17-19	12th/21	Southern Intercollegiate (Athens, Ga.)	298-288-294 – 880

## 1984-85

Sept. 28-30	6th/18	Forest Hills Invitational (Augusta, Ga.)	303-300-308 – 911
Oct. 5-7	4th/24	MacGregor Invitational (Pickens, S.C.)	296-293-301 – 890
Oct. 16-17	3rd/14	Shorter Invitational (Rome, Ga.)	286-299 – 585
Oct. 18-20	5th/24	John Ryan Memorial (Durham, N.C.)	286-285-297 – 868
Nov. 2-4	2nd/28	Dixie Intercollegiate (Columbus, Ga.)	291-293-290 – 874
Dec. 17-19	1st/16	Gator Bowl Invitational (Jacksonville, Fla.)	291-294-319 – 904
Jan. 26-28	3rd/24	Hall of Fame Invitational (Tampa, Fla.)	315-291-293 – 899
Feb. 15-17	2nd/24	Hilton Head Invitational (Hilton Head, S.C.)	302-295-293 – 890
Mar. 1-3	14th/21	Florida Southern/ImperialLakes Classic (Lakeland, Fla.)	297-284-295 – 876
Mar. 29-31	1st/24	Iron Duke Classic (Durham, N.C.)	296-287-288 – 871
Apr. 4-6	5th/24	Furman Intercollegiate (Greenville, S.C.)	293-305-295 – 893
Apr. 19-21	1st/8	ACC Championship (Greensboro, N.C.)	281-280-282 – 843
Apr. 26-28	9th/18	Chris Schenkel Intercollegiate (Statesboro, Ga.)	289-279-290 – 858
May 2-4	1st/20	Southern Intercollegiate (Athens, Ga.)	282-278-279 – 839
May 22-25	12th/30	NCAA Championship (Haines City, Fla.)	300-300-300-301 – 1201

\*B-team competed

## 1985-86

Sept. 5-7	7th/18	Honda Collegiate Fall Classic (Coral Springs, Fla.)	291-301-298 – 890
Sept. 27-29	5th/16	Grandfather Mountain Invitational (Linville, N.C.)	401-383-384 – 1168
Oct. 11-12	4th/26	John Ryan Memorial (Durham, N.C.)	289-289 – 578
Feb. 7-9	2nd/18	Miami National Collegiate (Miami, Fla.)	305-293-300 – 898
Feb. 15-16	1st/18	Hilton Head Intercollegiate (Hilton Head, S.C.)	295-297 – 592
F.28-M.1	4th/21	Florida Southern/ImperialLakes Classic (Lakeland, Fla.)	283-300-295 – 878
Mar. 28-30	1st/23	Iron Duke Classic (Durham, N.C.)	283-278-293 – 854
Apr. 3-5	3rd/23	Furman Intercollegiate (Greenville, S.C.)	288-282-288 – 858
Apr. 18-20	2nd/8	ACC Championship (Greensboro, N.C.)	289-287-291 – 867
Apr. 25-27	4th/18	Chris Schenkel Intercollegiate (Statesboro, Ga.)	289-278-282 – 849
May 28-31	13th/31	NCAA Championship (Advance, N.C.)	296-294-298-292 – 1180

## 1986-87

fall	3rd/12	U.S.-Japan Friendship (Fukushima Prefecture, Japan)	287-298-288 – 873
fall	1st/23	John Ryan Memorial (Durham, N.C.)	287-298 – 587
fall	1st/18	Dixie Intercollegiate (Columbus, Ga.)	294-282-292 – 868
fall	12th/14	Golf World/Palmetto Dunes Collegiate (Hilton Head, S.C.)	298-302-294 – 894
Feb. 6-8	9th/18	Miami/Doral Park National (Miami, Fla.)	293-312-310 – 915
Mar. 6-8	3rd/21	Florida Southern/ImperialLakes Classic (Lakeland, Fla.)	298-290 – 588
Mar. 27-29	1st/23	Iron Duke Classic (Durham, N.C.)	289-284-294 – 867
Apr. 2-4	1st/21	Furman Intercollegiate (Greenville, S.C.)	289-300 – 589
Apr. 17-19	2nd/8	ACC Championship (Greensboro, N.C.)	286-292-290 – 868
Apr. 24-26	4th/18	Chris Schenkel Intercollegiate (Statesboro, Ga.)	286-284-293 – 863
May 29-30	8th/12	Oak Tree Intercollegiate (Edmund, Okla.)	285-280-297 – 862
June 10-13	22nd/33	NCAA Championship (Columbus, Ohio)	302-310-298-304 – 1214

# YEAR-BY-YEAR RESULTS (SINCE 1947)

## 1987-88

Sept. 21-22	4th/18	Guilford Invitational (Greensboro, N.C.)	301-293-594
Oct. 5-7	8th/24	Southwestern Intercollegiate (Westlake, Calif.)	295-305-289-889
Nov. 7-8	5th/9	Southern Intercollegiate Fall Classic (Athens, Ga.)	293-296-299-888
na	14th/17	Golf World/Palmetto Dunes Collegiate (Hilton Head, S.C.)	288-308-298-894
Jan. 25-26	2nd/16	Bill Bell Memorial (Tucson, Ariz.)	299-289-283-871
Feb. 5-7	3rd/18	Miami/Doral Park National (Miami, Fla.)	282-301-311-894
Mar. 4-6	1st/21	Florida Southern/Imperial Lakes Classic (Lakeland, Fla.)	284-278-283-845
Mar. 25-27	2nd/23	Iron Duke Classic (Durham, N.C.)	288-297-304-889
M.31-A.2	4th/23	Furman Intercollegiate (Greenville, S.C.)	298-290-290-878
Apr. 15-17	5th/8	ACC Championship (Greensboro, N.C.)	297-302-303-902
Apr. 22-24	6th/18	Chris Schenkel Invitational (Statesboro, Ga.)	293-286-288-867
May 25-28	7th/32	NCAA Championship (Westlake, Calif.)	301-289-296-298-1184

## 1988-89

Oct. 2-4	2nd/12	Tennessee Tournament of Champions (Knoxville, Tenn.)	286-297-299-882
Oct. 10-11	10th/12	Taylor Made Red River Classic (Dallas, Texas)	293-299-289-881
Nov. 5-6	1st/10	Southern Intercollegiate Fall Classic (Athens, Ga.)	295-295-287-877
Nov. 17-19	12th/18	Golf World/Palmetto Dunes Collegiate (Hilton Head, S.C.)	291-300-291-882
Feb. 1-3	5th/21	PING Arizona Intercollegiate (Tucson, Ariz.)	301-304-298-903
Feb. 17-19	10th/18	Taylor Made/Doral Park National (Miami, Fla.)	309-293-287-889
Mar. 1-3	8th/24	Florida Southern/Imperial Lakes Classic (Lakeland, Fla.)	293-279-290-862
Mar. 24-26	5th/12	Wofford College Invitational (Spartanburg, S.C.)	306-284-299-889
M.31-A.2	5th/22	Furman Intercollegiate (Greenville, S.C.)	301-295-285-881
Apr. 14-16	2nd/8	ACC Championship (Rocky Mount, N.C.)	285-295-294-874
Apr. 21-23	8th/18	Chris Schenkel Invitational (Statesboro, Ga.)	293-291-287-871
May 25-27	2nd/19	NCAA East Regional (North Myrtle Beach, S.C.)	299-291-288-878
June 7-10	MC/30	NCAA Championship (Edmond, Okla.)	295-298-593

## 1989-90

fall	4th/13	U.S.-Japan Friendship (Fukushima Prefecture, Japan)	301-305-291-897
Oct. 20-22	2nd/15	Carpet Capital Collegiate (Rocky Face, Ga.)	382-370-377-1129
Nov. 11-12	1st/18	Southern Intercollegiate Fall Classic (Athens, Ga.)	283-282-282-847
fall	15th/18	Golf World/Palmetto Dunes Collegiate (Hilton Head, S.C.)	304-309-293-906
Feb. 5-6	5th/18	PING Arizona Intercollegiate (Tucson, Ariz.)	291-294-286-871
Feb. 23-24	3rd/18	Taylor Made/Doral Park National (Miami, Fla.)	297-309-292-898
Mar. 2-4	2nd/24	Florida Southern/Imperial Lakes Classic (Lakeland, Fla.)	279-287-294-860
M.30-A.1	1st/22	Furman Intercollegiate (Greenville, S.C.)	295-292-278-865
Apr. 6-7	4th/12	The American at MacGregor Downs (Cary, N.C.)	283-297-303-883
Apr. 20-22	5th/8	ACC Championship (Rocky Mount, N.C.)	297-289-298-884
May 11-13	2nd/17	Cavalier Classic (Charlottesville, Va.)	287-290-301-878
May 24-26	2nd/23	NCAA East Regional (Savannah, Ga.)	284-280-287-851
June 6-9	11th/30	NCAA Championship (Tarpon Springs, Fla.)	292-288-304-289-1173

## 1990-91

Sept. 21-23	2nd/18	Carpet Capital Collegiate (Rocky Face, Ga.)	279-302-297-878
Oct. 1-2	2nd/15	PING/Golfweek Preview Classic (Pebble Beach, Calif.)	296-290-287-873
Oct. 15-16	4th/12	Taylor Made Red River Classic (Dallas, Texas)	288-284-288-860
Nov. 10-11	1st/15	Southern Intercollegiate Fall Classic (Athens, Ga.)	296-302-281-879
Nov. 16-18	5th/18	Golf World/Palmetto Dunes Collegiate (Hilton Head, S.C.)	282-290-292-864
Jan. 28-29	6th/18	PING Arizona Intercollegiate (Tucson, Ariz.)	290-291-313-894
Feb. 22-24	3rd/18	Taylor Made/Doral Park National (Miami, Fla.)	293-297-289-879
Mar. 15-17	14th/16	Golf Digest Collegiate (The Woodlands, Texas)	294-302-300-896
Mar. 29-31	3rd/24	Furman Intercollegiate (Greenville, S.C.)	292-288-580
Apr. 12-13	3rd/12	PING/American Intercollegiate (Chapel Hill, N.C.)	304-287-299-890
Apr. 26-28	1st/17	Sheraton Cavalier Classic (Charlottesville, Va.)	292-290-281-863
May 17-18	1st/8	ACC Championship (Rocky Mount, N.C.)	279-286-565
May 23-25	1st/23	NCAA East Regional (New Haven, Conn.)	287-274-291-852
June 5-8	6th/30	NCAA Championship (Pebble Beach, Calif.)	303-292-302-291-1188

## 1991-92

Sept. 21-22	1st/18	Carpet Capital Collegiate (Rocky Face, Ga.)	289-276-278-843
Oct. 7-8	3rd/15	PING/Golfweek Preview Classic (Albuquerque, N.M.)	283-289-286-858
Nov. 3-5	7th/12	LSU National Invitational (New Orleans, La.)	308-304-299-911
Nov. 15-17	2nd/18	Golf World/Palmetto Dunes Collegiate (Hilton Head, S.C.)	289-286-295-870
F.28-M.1	3rd/18	Miami National Collegiate (Miami Lakes, Fla.)	294-285-294-873
Mar. 13-15	7th/15	Golf Digest Collegiate (The Woodlands, Texas)	298-299-294-891
Mar. 27-29	7th/22	Furman Intercollegiate (Greenville, S.C.)	300-301-294-895
Apr. 11-12	1st/12	PING-American Airlines Collegiate (Cary, N.C.)	282-289-296-867
Apr. 24-26	1st/18	Cavalier Classic (Charlottesville, Va.)	289-294-285-868
May 15-17	1st/9	ACC Championship (Rocky Mount, N.C.)	289-274-279-842
May 21-23	3rd/22	NCAA East Regional (Hamilton, N.Y.)	301-286-291-878
June 3-6	5th/30	NCAA Championship (Albuquerque, N.M.)	289-294-284-284-1151

## 1992-93

Oct. 25-27	6th/12	Jerry Pate National Collegiate (Birmingham, Ala.)	309-294-295-898
Nov. 13-15	4th/18	Golf World/Palmetto Dunes Collegiate (Hilton Head, S.C.)	290-292-282-864
Dec. 1-2	4th/15	UNLV Rebel Classic (Las Vegas, Nev.)	286-295-285-866
Feb. 12-14	1st/15	American University Collegiate (Rio Grande, P.R.)	286-294-290-870
Mar. 1-2	1st/16	PING Arizona Collegiate (Tucson, Ariz.)	287-281-289-857
Mar. 12-14	3rd/15	Golf Digest Collegiate (The Woodlands, Texas)	309-292-601
Apr. 3-4	2nd/16	Carpet Capital Collegiate (Rocky Face, Ga.)	288-291-579
Apr. 10-11	5th/12	PING Intercollegiate (Cary, N.C.)	290-296-292-878
Apr. 16-18	1st/9	ACC Championship (Rocky Mount, N.C.)	282-288-283-853
Apr. 23-25	1st/18	Cavalier Classic (Charlottesville, Va.)	294-290-291-875
May 15-16	1st/12	The Maxwell (Ardmore, Okla.)	278-276-288-842
May 19-21	5th/22	NCAA East Regional (Charlottesville, Va.)	285-298-284-867
June 2-5	2nd/30	NCAA Championship (Lexington, Ky.)	288-293-278-287-1146

## 1993-94

Oct. 2-3	15th/18	PING/Golfweek Preview Invitational (McKinney, Texas)	306-299-295-900
Oct. 11-12	3rd/15	Taylor Made/Red River Classic (Dallas, Texas)	294-281-280-855
Oct. 25-26	11th/12	Jerry Pate National Collegiate (Birmingham, Ala.)	300-304-297-901
Nov. 12-14	8th/18	Golf World/Palmetto Dunes Collegiate (Hilton Head, S.C.)	285-292-292-869
Feb. 13-15	2nd/15	NCAA Puerto Rico Challenge (Rio Grande, P.R.)	303-290-286-879
Mar. 11-13	5th/15	Golf Digest Collegiate (The Woodlands, Texas)	301-297-290-888
Mar. 21-22	8th/11	Morris Williams Intercollegiate (Austin, Texas)	304-292-303-899
Apr. 1-3	1st/16	Carpet Capital Collegiate (Rocky Face, Ga.)	288-291-301-880
Apr. 9-10	4th/12	PING Intercollegiate (Cary, N.C.)	290-285-303-878
Apr. 15-17	1st/9	ACC Championship (Rocky Mount, N.C.)	286-287-291-864
A.29-M.1	1st/15	Cavalier Classic (Charlottesville, Va.)	279-284-296-859
May 14-15	5th/15	The Maxwell (Ardmore, Okla.)	296-291-284-871
May 19-21	3rd/23	NCAA East Regional (Opelika, Ala.)	300-292-284-876
June 1-4	6th/30	NCAA Championship (McKinney, Texas)	296-274-277-298-1145

## 1994-95

Sept. 23-24	2nd/18	PING/Golfweek Preview Classic (Columbus, Ohio)	290-293-583
Oct. 11-13	4th/12	U.S.-Japan Intercollegiate (Fukushima Prefecture, Japan)	296-293-291-880
Oct. 24-25	3rd/12	Jerry Pate National Collegiate (Birmingham, Ala.)	294-289-291-874
Nov. 11-13	4th/18	Golf World/Palmetto Dunes Collegiate (Hilton Head, S.C.)	283-291-294-868
Feb. 12-14	2nd/15	NCAA Puerto Rico Challenge (Rio Grande, P.R.)	280-294-293-867
Mar. 10-12	8th/18	Golf Digest Collegiate (The Woodlands, Texas)	291-304-298-893
Mar. 20-21	4th/9	Morris Williams Intercollegiate (Austin, Texas)	292-291-294-877
Mar. 29	W	Stanford (Druid Hills GC, Atlanta, Ga.)	3 1/2 - 1 1/2
M.31-A.2	1st/15	Carpet Capital Collegiate (Rocky Face, Ga.)	295-278-303-876
Apr. 8-9	4th/12	PING Intercollegiate (Cary, N.C.)	283-300-291-874
Apr. 14-16	2nd/9	ACC Championship (New London, N.C.)	291-286-285-862
May 13-14	2nd/13	The Maxwell (Ardmore, Okla.)	289-285-289-863
May 18-20	7th/21	NCAA East Regional (Hamilton, N.Y.)	293-295-298-886
M.31-J.3	MC/30	NCAA Championship (Columbus, Ohio)	304-302-606

## 1995-96

Sept. 23-24	7th/12	Keswick Club Cavalier Classic (Charlottesville, Va.)	292-299-294-885
S.30-O.2	9th/15	Tennessee Tournament of Champions (Knoxville, Tenn.)	300-283-296-879
Oct. 16-17	17th/17	Taylor Made/Red River Classic (Dallas, Texas)	292-306-299-897
Oct. 22-24	8th/12	Jerry Pate National Collegiate (Birmingham, Ala.)	308-298-295-901
Feb. 5-6	13th/15	PING Arizona Collegiate (Tucson, Ariz.)	291-296-318-905
Feb. 16-18	11th/15	Puerto Rico Golf Classic (Rio Grande, P.R.)	309-294-308-911
Mar. 1-3	12th/21	Matlock Collegiate Classic (Mulberry, Fla.)	289-299-588
Mar. 22-24	7th/25	Furman Invitational (Greenville, S.C.)	306-307-298-911
Mar. 29-31	10th/15	Carpet Capital Collegiate (Rocky Face, Ga.)	292-294-313-899
Apr. 5-6	12th/12	PING Intercollegiate (Cary, N.C.)	292-298-304-894
Apr. 19-21	9th/9	ACC Championship (New London, N.C.)	299-293-301-893
Apr. 26-27	3rd/16	Centex Homes Palmetto Classic (Charleston, S.C.)	314-290-609

## 1996-97

Sept. 12-14	3rd/20	William H. Tucker Invitational (Albuquerque, N.M.)	286-292-281-859
Sept. 21-22	6th/14	Keswick Club Cavalier Classic (Charlottesville, Va.)	292-296-285-873
fall	T5/15	Tennessee Tournament of Champions (Knoxville, Tenn.)	295-284-286-865
Oct. 14-15	12/17	Taylor Made Red River Classic (Dallas, Texas)	289-281-290-860
Oct. 20-21	4th/15	Duke Golf Classic (Durham, N.C.)	307-289-297-893
Oct. 28-29	4th/12	C.C. of Louisiana Intercollegiate (Baton Rouge, La.)	285-289-296-870
Feb. 3-4	6th/16	PING Arizona Collegiate (Tucson, Ariz.)	297-290-296-883
Feb. 24-25	T6/14	Puerto Rico Golf Classic (Rio Grande, P.R.)	307-293-285-885
Feb. 28-30	2nd/28	Furman Intercollegiate (Greenville, S.C.)	284-288-291-863
Apr. 4-6	14th/18	Carpet Capital Collegiate (Rocky Face, Ga.)	299-310-301-910
Apr. 20-21	8th/9	ACC Championship (Fayetteville, Ga.)	306-307-294-907
May 8-9	4th/10	Liberty University Golf Classic (Pen Hook, Va.)	301-292-593

## 1997-98

Sept. 19-20	1st/23	William H. Tucker Invitational (Albuquerque, N.M.)	281-280-561
Sept. 29-30	7th/15	Tennessee Tournament of Champions (Knoxville, Tenn.)	289-290-300-879
Oct. 19-20	3rd/15	Duke Golf Classic (Durham, N.C.)	303-288-591
Oct. 27-28	2nd/13	C.C. of Louisiana Intercollegiate (Baton Rouge, La.)	289-291-289-869
Nov. 7-9	2nd/17	The Nelson (Stanford, Calif.)	290-286-285-861
Feb. 1-3	T5th/20	PING Arizona Intercollegiate (Tucson, Ariz.)	286-295-285-866
Feb. 13-15	4th/25	Waikoloa Intercollegiate (Waikoloa, Hawaii)	290-285-295-870
Feb. 23-24	2nd/15	Puerto Rico Golf Classic (Rio Grande, P.R.)	290-292-295-877
Mar. 23-24	3rd/12	Cuscowilla Intercollegiate (Eatonton, Ga.)	281-286-287-854
Apr. 3-5	2nd/18	Carpet Capital Collegiate (Rocky Face, Ga.)	287-289-289-865
Apr. 17-19	2nd/9	ACC Championship (New London, N.C.)	283-285-275-843
May 14-16	1st/23	NCAA East Regional (Dautuskie Island, S.C.)	284-275-276-835
May 27-30	3rd/30	NCAA Championship (Albuquerque, N.M.)	281-277-286-278-1122

## 1998-99

Sept. 12-13	2nd/14	Ridges Intercollegiate (Johnson City, Tenn.)	280-283-286-849
Sept. 28-29	9th/15	PING/Golfweek Preview Invitational (Chaska, Minn.)	313-297-295-905
Oct. 12-13	5th/15	Taylor Made Red River Classic (Dallas, Texas)	278-285-283-846
Oct. 18-19	3rd/15	Duke Golf Classic (Durham, N.C.)	295-286-289-870
Nov. 6-8	5th/18	Golf World/Palmetto Dunes Collegiate (Hilton Head, S.C.)	289-285-295-869
Feb. 11-13	1st/23	Taylor Made/Waikoloa Intercollegiate (Waikoloa, Hawaii)	270-310-303-893
Feb. 21-23	2nd/18	San Juan Shoot-Out (Rio Grande, P.R.)	281-278-275-834
Mar. 12-14	5th/15	Golf Digest Collegiate (Las Vegas, Nev.)	292-288-290-870
Mar. 27-28	9th/15	Schenkel E-Z-Go Invitational (Statesboro, Ga.)	296-293-301-890
Apr. 2-3	2nd/18	Carpet Capital Collegiate (Rocky Face, Ga.)	281-285-294-860
Apr. 16-18	1st/9	ACC Championship (New London, N.C.)	287-291-285-863
May 20-22	1st/23	NCAA East Regional (Providence, R.I.)	283-280-282-845
June 2-5	MC/30	NCAA Championship (Chaska, Minn.)	314-312-626



# YEAR-BY-YEAR RESULTS (SINCE 1947)

## 1999-2000

Sept. 19-21	4th/18	PING/Golfweek Preview Invitational (Opelika, Ala.)	290-291-283—864
Oct. 1-3	1st/15	Carpet Capital Collegiate (Rocky Face, Ga.)	279-288-283—850
Oct. 17-18	4th/15	Iron Duke Golf Classic (Durham, N.C.)	298-299—597
Nov. 5-7	2nd/18	Golf World/Palmetto Dunes Collegiate (Hilton Head, S.C.)	281-273-287—841
Feb. 17-19	1st/24	Taylor Made/Waikoloa Intercollegiate (Waikoloa, Hawaii)	281-279-295—855
Feb. 27-29	1st/15	San Juan Shoot-Out (Rio Grande, P.R.)	284-282-287—853
Mar. 10-12	14th/14	Las Vegas Intercollegiate (Las Vegas, Nev.)	274-288-287—849
Apr. 7-9	1st/12	Compaq U.S. Collegiate Championship (Los Cabos, Mex.)	288-275-275—838
Apr. 21-23	2nd/9	ACC Championship (New London, N.C.)	287-288-286—861
May 18-20	3rd/27	NCAA East Regional (Moosic, Pa.)	297-296-291—884
M.31-J.3	2nd/30	NCAA Championship (Opelika, Ala.)	280-282-278-276—1116

Ended year No. 1 in Golfweek rankings; No. 1 MasterCard CCGF

## 2000-01

Sept. 25-26	11th/16	PING/Golfweek Preview Invitational (Durham, N.C.)	300-298—598
Oct. 6-8	1st/15	Carpet Capital Collegiate (Rocky Face, Ga.)	286-280-304—870
Oct. 16-17	3rd/12	Jerry Pate National Intercollegiate (Birmingham, Ala.)	282-271-282—835
Nov. 3-5	2nd/18	Golf World/Palmetto Dunes Collegiate (Hilton Head, S.C.)	278-272-279—829
Nov. 10-12	2nd/8	CGF National Intercollegiate Match Play (Estero, Fla.)	2-1, lost in finals
		(d. Texas, 2.5-2.5; d. Georgia, 3-2; l. Arizona, 3-2)	
Feb. 15-17	T8th/24	Taylor Made/Waikoloa Intercollegiate (Waikoloa, Hawaii)	321-320-282—923
Feb. 25-27	1st/15	Puerto Rico Classic (Rio Grande, P.R.)	296-283-282—861
Mar. 9-11	1st/15	Las Vegas Intercollegiate (Las Vegas, Nev.)	292-279-273—844
Mar. 26	1st/15	Morris Williams Intercollegiate (Austin, Texas)	281-291—572
Apr. 6-8	2nd/12	Ford U.S. Collegiate Championship (Puerto Vallarta, Mex.)	289-282-301—872
Apr. 20-22	1st/9	ACC Championship (Lake Buena Vista, Fla.)	280-285-280—845
May 17-19	7th/27	NCAA East Regional (Williamsburg, Va.)	285-279-282—846
M.30-J.2	4th/30	NCAA Championship (Durham, N.C.)	289-292-282-285—1148

\*won tiebreaker; Ended year No. 2 in Golfweek rankings; No. 2 in MasterCard CCGF; No. 2 in Golfstat

## 2001-02

Sept. 28-30	10th/15	PING/Golfweek Preview Invitational (Columbus, Ohio)	294-296-300—890
Oct. 5-7	1st/15	Carpet Capital Collegiate (Rocky Face, Ga.)	280-282-296—858
Oct. 15-16	5th/12	Jerry Pate National Intercollegiate (Birmingham, Ala.)	289-280-299—868
Nov. 9-11	1st/15	Long Cove Invitational (Hilton Head, S.C.)	297-278-280—855
Feb. 13-15	1st/24	Taylor Made/Waikoloa Intercollegiate (Waikoloa, Hawaii)	281-285-294—860
Feb. 24-26	1st/15	Puerto Rico Classic (Rio Grande, P.R.)	275-275-279—829
Mar. 8-10	1st/16	Las Vegas Collegiate (Las Vegas, Nev.)	287-276-281—844
Apr. 5-7	5th/10	PING/U.S. Collegiate Championship (Tucson, Ariz.)	282-300-289—871
Apr. 19-21	1st/9	ACC Championship (New London, N.C.)	271-284-282—837
May 16-18	T1st/27	NCAA East Regional (Roswell, Ga.)	291-287-298—876
M.29-J.1	2nd/30	NCAA Championship (Columbus, Ohio)	277-286-290-285—1138

Ended year No. 1 in Golfweek rankings; No. 1 in Golfstat; set school record with seven victories

## 2002-03

Sept. 27-29	15th/18	Carpet Capital Collegiate (Rocky Face, Ga.)	304-284-296—884
Oct. 7-8	T11th/15	PING/Golfweek Preview Invitational (Stillwater, Okla.)	307-307-302—916
Oct. 13-14	T6th/12	Jerry Pate National Intercollegiate (Birmingham, Ala.)	286-279—565
Oct. 25-27	3rd/18	The Nelson (Stanford, Calif.)	283-282-287—852
Feb. 12-14	6th/26	Taylor Made/Waikoloa Intercollegiate (Waikoloa, Hawaii)	288-280-286—854
Feb. 23-25	7th/18	Puerto Rico Classic (Rio Grande, P.R.)	301-289-292—882
Mar. 7-9	11th/15	Toyota Collegiate Championship (Las Vegas, Nev.)	289-288-296—873
Mar. 17-18	8th/18	Morris Williams Intercollegiate (Austin, Texas)	297-290-286—873
Apr. 5-8	6th/18	Augusta State Invitational (Augusta, Ga.)	290-272-290—842
Apr. 18-20	4th/9	ACC Championship (New London, N.C.)	305-287-289—881
May 15-17	2nd/27	NCAA East Regional (Auburn, Ala.)	281-286-281—848
May 27-30	T11th/30	NCAA Championship (Stillwater, Okla.)	310-306-302-300—1218

Ended year No. 12 in Golfweek rankings; No. 13 in Golfstat

## 2003-04

Sept. 13-14	9th/18	Bank of Tennessee at the Ridges (Jonesborough, Tenn.)	293-288-302—883
Sept. 22-23	2nd/15	PING/Golfweek Preview Invitational (Hot Springs, Va.)	297-276—573
Oct. 3-5	5th/18	Carpet Capital Collegiate (Rocky Face, Ga.)	296-284-284—864
Oct. 13-14	8th/12	Jerry Pate National Intercollegiate (Birmingham, Ala.)	284-282-280—846
Oct. 20-21	1st/15	Gary Koch/Cleveland Golf Intercollegiate (Tampa, Fla.)	272-283-287—284
Nov. 7-9	3rd/16	Hooters Collegiate Match Play (Myrtle Beach, S.C.)	3-1, lost in semis
		(d. Southern California, 3-2; d. Georgia 3-2; lost to Florida, 3-1-1; d. Oklahoma State, 2-2-1*)	
Feb. 11-13	1st/21	Taylor Made/Waikoloa Intercollegiate (Waikoloa, Hawaii)	272-291-287—841
Feb. 22-24	T8th/18	Puerto Rico Classic (Rio Grande, P.R.)	296-299-285—880
Mar. 12-14	T6th/15	Southern Highlands Collegiate (Las Vegas, Nev.)	291-286-294—871
Mar. 22-23	3rd/15	Western Intercollegiate (Santa Cruz, Calif.)	284-278-283—855
Mar. 28-30	T5th/12	Atlanta Intercollegiate (Stockbridge, Ga.)	293-278-291—862
Apr. 16-18	3rd/9	ACC Championship (New London, N.C.)	290-284-274—848
May 20-22	T3rd/27	NCAA East Regional (New Haven, Conn.)	291-288-285—864
June 1-4	T5th/30	NCAA Championship (Hot Springs, Va.)	289-285-287-290—1151

\*won playoff; Ended year No. 6 in Golfweek rankings; No. 5 in Golfstat

## 2004-05

Sept. 26-27	2nd/15	PING/Golfweek Preview Invitational (Owings Mills, Md.)	284-285-285—852
Oct. 11-12	2nd/12	Jerry Pate National Intercollegiate (Birmingham, Ala.)	273-279-277—829
Oct. 25-26	3rd/16	Isleworth Collegiate Invitational (Windermere, Fla.)	296-283-295—874
Nov. 5-7	3rd/18	Carpet Capital Collegiate (Rocky Face, Ga.)	299-296-288—883
Nov. 14-16	2nd/16	Hooters Collegiate Match Play (Howey-in-the-Hills, Fla.)	3-1, lost in finals
		(d. Penn State, 3-2; d. Arizona, 4-1; d. Texas, 3-0-2; lost to Oklahoma St., 4-0-1)	
Feb. 9-11	2nd/20	Taylor Made/Waikoloa Intercollegiate (Waikoloa, Hawaii)	274-272-262—808
F.27-M.1	1st/18	Puerto Rico Classic (Rio Grande, P.R.)	280-278-287—845
Mar. 11-13	6th/15	Southern Highlands Collegiate (Las Vegas, Nev.)	297-283-297—877
Mar. 21-22	4th/16	Oregon Duck Invitational (Eugene, Ore.)	291-281-295—867
Mar. 27-29	6th/15	Hootie at Bulls Bay Intercollegiate (Awendaw, S.C.)	290-297-293—880
Apr. 15-17	2nd/10	ACC Championship (New London, N.C.)	293-290-286—869
May 19-21	T6th/27	NCAA East Regional (Kingston Springs, Tenn.)	285-283-279—847
June 1-4	2nd/30	NCAA Championship (Owings Mills, Md.)	288-281-295-282—1146

Ended year No. 3 in Golfweek rankings; No. 3 in Golfstat

## 2005-06

Sept. 26-28	2nd/15	PING/Golfweek Preview (Sunriver, Ore.)	294-284-282—860
Oct. 10-11	1st/12	Jerry Pate National Intercollegiate (Birmingham, Ala.)	274-278-276—828
Oct. 23-25	3rd/118	Isleworth-UCF Invitational (Windermere, Fla.)	290-294-310—894
Nov. 4-6	4th/18	Carpet Capital Collegiate (Rocky Face, Ga.)	305-275-287—867
Nov. 14-16	2nd/16	Hooters Collegiate Match Play (Howey-in-the-Hills, Fla.)	3-2, lost in finals
		(d. Missouri, 5-0; d. Arizona State, 3-1-1; d. Stanford, 3-1-1; lost to Georgia, 3-2)	
Feb. 8-10	1st/21	UH-Hilo Intercollegiate (Waikoloa, Hawaii)	268-279-278—825
Feb. 26-28	15th/18	Puerto Rico Coassic (Rio Grande, P.R.)	288-298-300—886
Mar. 10-12	9th/15	Southern Highlands Collegiate (Las Vegas, Nev.)	297-296-318—911
Mar. 24	W	Univ. of the Pacific (Santa Cruz, Calif.)	7-1
Apr. 3-4	T10th/15	Morris Williams Collegiate (Austin, Tex.)	286-300-299—885
Apr. 10-11	T4th/13	United States Collegiate Championship (Alpharetta, Ga.)	290-298-288—876
Apr. 21-23	T1st/11	ACC Championship (New London, N.C.)	276-267-290—833
May 18-20	T3rd/27	NCAA East Regional (Chardon, Ohio)	295-288-284—867
M.31-J.3	MC/30	NCAA Championship (Sunriver, Ore.)	301-294-296—891

Ended year No. 4 in Golfweek rankings; No. 5 in Golfstat

## 2006-07

Sept. 15-17	T3rd/18	Carpet Capital Collegiate (Rocky Face, Ga.)	289-287-278—854
Sept. 24-25	6th/12	Olympia Fields/Fighting Illini Invit. (Olympia Fields, Ill.)	293-296-288—877
Oct. 2-4	T9th/15	PING/Golfweek Preview (Williamsburg, Va.)	288-297-278—863
Oct. 22-24	T12th/18	Isleworth-UCF Invitational (Windermere, Fla.)	298-297-308—903
Feb. 7-9	4th/18	UH-Hilo Intercollegiate (Waikoloa, Hawaii)	272-265-281—818
Feb. 25-27	8th/18	Puerto Rico Coassic (Rio Grande, P.R.)	287-287-291—865
Mar. 9-11	T8th/15	Southern Highlands Collegiate (Las Vegas, Nev.)	286-307-303—896
Mar. 24	W	Georgia State (Williamsburg, Va.)	279-266
Apr. 9-11	T4th/15	United States Collegiate Championship (Alpharetta, Ga.)	292-306-298—896
Apr. 20-22	T1st/11	ACC Championship (New London, N.C.)	287-283-284—854
May 17-19	T2nd/27	NCAA East Regional (Alpharetta, Ga.)	284-294-289—867
M.30-J.2	8th/30	NCAA Championship (Williamsburg, Va.)	288-275-280-288—1131

Ended year No. 9 in Golfweek rankings; No. 9 in Golfstat

## 2007-08

Sept. 14-16	3rd/18	Carpet Capital Collegiate, Rocky Face, Ga.	296-290-284—870
Oct. 7-9	3rd/13	Brickyard Collegiate, Macon, Ga.	283-278-280—841
Oct. 21-23	6th/18	Isleworth-UCF Collegiate Inv., Windermere, Fla.	293-288-288—869
Oct. 28-30	2nd/16	Callaway Golf Collegiate Match Play, Greensboro, Ga.	3-1, lost in finals
		(d. Texas, 4-1; d. Georgia, 3-2; d. South Carolina, 3-2; lost to UCLA, 4-1)	
Feb. 6-8	4th/18	UH-Hilo Invitational, Waikoloa, Hawaii	275-272-277—824
F.29-M.2	7th/15	Puerto Rico Classic, Rio Grande, Puerto Rico	296-288-287—871
Mar. 7-9	T10th/15	Southern Highlands Collegiate, Las Vegas, Nev.	297-295-305—897
Mar. 24-26	4th/15	United States Collegiate Championship, Alpharetta, Ga.	296-290-289—875
Apr. 4-6	T6th/18	Augusta State Invitational, Augusta, Ga.	288-289—577
Apr. 18-20	4th/11	ACC Championship, New London, N.C.	287-285-275—847
May 15-17	15th/27	NCAA Central Regional, Columbus, Ohio	307-299-302—908

Ended year No. 9 in Golfweek rankings; No. 8 in Golfstat

## 2008-09

Sept. 12-14	11th/18	Carpet Capital Collegiate, Rocky Face, Ga.	299-295-286—880
Sept. 26-28	T7th/15	PING/Golfweek Preview Invitational, Toledo, Ohio	296-283-295—874
Oct. 11-13	2nd/15	Brickyard Collegiate, Macon, Ga.	282-295-287—864
Oct. 26-28	T6th/18	Isleworth-UCF Collegiate Inv., Windermere, Fla.	299-288-308—895
Feb. 4-6	9th/17	UH-Hilo Intercollegiate, Kohala Coast, Hawaii	301-295-283—879
F.27-M.1	5th/15	Puerto Rico Classic, Rio Grande, Puerto Rico	280-292-283—855
Mar. 13-15	T6th/15	Southern Highlands Collegiate, Las Vegas, Nev.	289-295-300—884
Apr. 5-7	3rd/15	United States Collegiate Championship, Alpharetta, Ga.	291-302-288—881
Apr. 17-19	1st/11	ACC Championship, New London, N.C.	281-284-281—846
May 14-16	T3rd/13	NCAA Central Regional, Bowling Green, Ky.	292-293-295—880
May 27-30	T10th/30	NCAA Championship, Toledo, Ohio	301-285-288—874

Ended year No. 10 in Golfweek rankings; No. 10 in Golfstat

## YEAR-BY-YEAR RESULTS (SINCE 1947)

## 2009-10

Sept. 11-13	3rd/12	Carpet Capital Collegiate, Rocky Face, Ga.....	295-290-282 - 867
Sept. 25-27	4th/17	Mason Rudolph Intercollegiate, Franklin, Tenn. ....	*275-284 - 559
Oct. 10-12	12th/15	Brickyard Collegiate, Macon, Ga. ....	*298-285 - 593
Oct. 25-26	1st/15	UNCG Bridgestone Collegiate, Greensboro, N.C. ....	283-281-279 - 843
Feb. 3-5	6th/22	Maura Lani Invitational, Kohala Coast, Hawaii .....	304-291-282 - 877
Feb. 21-23	5th/15	Puerto Rico Classic, Rio Grande, Puerto Rico .....	285-282-299 - 855
Mar. 12-14	T9th/15	Southern Highlands Collegiate Masters, Las Vegas, Nev. ....	300-322-306 - 928
Mar. 26-28	T4th/16	Linger Longer Invitational, Greensboro, Ga. ....	300-298-281 - 879
Apr. 9-10	6th/17	Wolfpack Intercollegiate, Raleigh, N.C. ....	294-296-297 - 887
Apr. 23-25	1st/11	ACC Championship, New London, N.C. ....	279-276-286 - 841
May 20-22	3rd/13	NCAA Southeast Regional, Milton, Ga. ....	287-286-272 - 845
June 1-3	3rd/30	NCAA Championship, Ooltewah, Tenn. ....	#290-282-286 - 858
June 4	Lost	Augusta State (NCAA Match Play quarterfinals), Ooltewah, Tenn. ....	3-2

\*Event shortened to 36 holes by weather; Ended year No. 14 in Golfweek rankings, No. 5 in Golfstat

## 2010-11

Sept. 11-13	T3rd/12	Carpet Capital Collegiate, Rocky Face, Ga.....	287-294-291 - 862
Sept. 26-28	7th/15	PING/Golfweek Preview, Stillwater, Okla. ....	298-287-307 - 892
Oct. 8-10	4th/15	Brickyard Collegiate, Macon, Ga. ....	291-289-287 - 867
Oct. 24-26	1st/15	United States Collegiate Championship, Alpharetta, Ga. ....	271-285-280 - 836
Feb. 2-4	4th/20	Amer Ari Invitational, Waikoloa, Hawaii .....	278-282-284 - 844
Feb. 20-22	2nd/15	Puerto Rico Classic, Rio Grande, Puerto Rico .....	278-284-279 - 841
Mar. 11-13	9th/15	Southern Highlands Collegiate Masters, Las Vegas, Nev. ....	294-294-306 - 894
Mar. 28-29	na	Grub Mart Collegiate, Glencoe, Ala. (individuals only, Seth Reeves, co-medalist)	
Apr. 16-17	1st/5	Yellow Jacket Classic, Alpharetta, Ga. ....	284-283 - 567
Apr. 22-24	1st/11	ACC Championship, New London, N.C. ....	281-278-272 - 831
May 19-21	2nd/13	NCAA East Regional, Blacksburg, Va. ....	289-293-287 - 869
M.31-J.2	2nd/30	NCAA Championship, Stillwater, Okla. ....	283-290-302 - 875
June 3	Lost	Augusta State (NCAA Match Play quarterfinals), Stillwater, Okla. ....	3-2

Ended year No. 2 in Golfweek rankings, No. 3 in Golfstat

## 2011-12

Sept. 9-11	3rd/12	Carpet Capital Collegiate, Rocky Face, Ga.....	286-297-274 - 857
Sept. 25-27	8th/15	Golfweek Conference Challenge, Burlington, Iowa.....	294-301-294 - 889
Oct. 7-9	1st/15	Brickyard Collegiate, Macon, Ga. ....	280-285-283 - 848
Oct. 23-25	4th/14	United States Collegiate Championship, Alpharetta, Ga. ....	284-282-298 - 864
Feb. 1-3	4th/20	Amer Ari Invitational, Waikoloa, Hawaii .....	278-289-278 - 845
Feb. 19-21	4th/15	Puerto Rico Classic, Rio Grande, Puerto Rico .....	290-289-282 - 861
Mar. 9-11	2nd/18	Seminole Intercollegiate, Tallahassee, Fla. ....	278-274-278 - 830
Mar. 22-23	4th/16	Barona Collegiate Cup, Lakeside, Calif. (low 5 of 6 scores) .....	352-366-348 - 1066
Apr. 7-8	2nd/15	Gary Koch Invitational, Tampa, Fla. ....	289-284-290 - 863
Apr. 20-22	1st/11	ACC Championship, New London, N.C. ....	270-274-293 - 837
May 17-19	6th/14	NCAA Southwest Regional, Norman, Okla. ....	290-286-307 - 883

Ended year No. 8 in Golfweek rankings, No. 11 in Golfstat

## 2012-13

Sept. 7-9	11th/15	Carpet Capital Collegiate, Rocky Face, Ga.....	301-291-294 - 886
Sept. 23-25	11st/15	PING/Golfweek Preview Invitational, Milton, Ga. ....	287-282-276 - 845
Oct. 5-7	2nd/15	Brickyard Collegiate, Macon, Ga. ....	289-290-283 - 862
Oct. 19-21	1st/15	United States Collegiate Championship, Alpharetta, Ga. ....	291-291-292 - 874
Feb. 6-8	4th/20	Amer Ari Invitational, Waikoloa, Hawaii .....	283-283-284 - 850
Feb. 17-19	5th/15	Puerto Rico Classic, Rio Grande, Puerto Rico .....	286-285-287 - 858
Mar. 8-10	7th/15	Southern Highlands Collegiate Masters, Las Vegas, Nev. ....	295-294-301 - 890
Mar. 23-24	4th/14	Linger Longer Invitational, Greensboro, Ga. (shortened by rain) .....	295-284 - 579
Apr. 8-9	2nd/14	Gary Koch Invitational, Tampa, Fla. ....	279-277-292 - 848
Apr. 13	Lost	South Carolina (dual match), Atlanta, Ga. ....	3-2-1
Apr. 19	Lost	TCU (dual match), Milton, Ga. ....	3-2-1
Apr. 26-28	4th/11	ACC Championship, New London, N.C. ....	284-272-295 - 851
May 16-18	4th/13	NCAA Tallahassee Regional, Tallahassee, Fla. ....	280-284-285 - 849
May 28-30	2nd/30	NCAA Championship, Milton, Ga. ....	274-274-282 - 830
May 31	Won	UNLV (NCAA Match Play quarterfinals), Milton, Ga. ....	3-2
June 1	Lost	Alabama (NCAA Match Play semifinals), Milton, Ga. ....	3-0-2

Ended year No. 8 in Golfweek rankings, No. 4 in Golfstat

## 2013-14

Sept. 6-8	1st/14	Carpet Capital Collegiate, Rocky Face, Ga.....	280-289-281 - 850
Sept. 14-15	1st/14	Tar Heel Intercollegiate, Chapel Hill, N.C. ....	283-281-278 - 842
Oct. 4-6	2nd/14	Brickyard Collegiate, Macon, Ga. ....	282-275-282 - 839
Oct. 18-20	2nd/15	United States Collegiate Championship, Alpharetta, Ga. ....	279-287-284 - 850
Feb. 6-8	T7th/20	Amer Ari Invitational, Waikoloa Village, Hawaii .....	286-270-281 - 837
Feb. 23-25	2nd/15	Puerto Rico Classic, Rio Grande, P.R. ....	278-277-268 - 823
Mar. 7-9	12th/15	Southern Highlands Collegiate Masters, Las Vegas, Nev. ....	315-302-300 - 917
Mar. 24-25	1st/15	Valspar Invitational at Floridian, Palm City, Fla. ....	274-280-283 - 837
Apr. 12-13	1st/15	Robert Kepler Invitational, Columbus, Ohio .....	281-291-286 - 858
Apr. 19	Won	vs. Auburn, at Milton, Ga. (dual match) .....	4-2
Apr. 19	Won	vs. Georgia, at Milton, Ga. (dual match) .....	5-1
Apr. 25-27	1st/12	ACC Championship, New London, N.C. ....	288-278-273 - 839
May 15-17	1st/13	NCAA Raleigh Regional, Raleigh, N.C. ....	268-272-285 - 825
May 23-26	5th/30	NCAA Championship, Hutchinson, Kan. ....	277-282-282 - 841
May 27	Lost	Oklahoma State (NCAA Match Play quarterfinals, Hutchinson, Kan.) .....	4-0-1

Ended year No. 2 in Golfweek rankings, No. 4 in Golfstat

## 2014-15

Sept. 5-7	2nd/14	Carpet Capital Collegiate, Rocky Face, Ga.....	293-276-280 - 849
Sept. 19-20	1st/12	DICK'S Sporting Goods Challenge Cup, Kingston Springs, Tenn. ....	290-272-286 - 848
Oct. 6-7	6th/12	Jerry Pate National Intercollegiate, Vestavia Hills, Ala. ....	285-278-293 - 856
Oct. 17-19	T7th/15	United States Collegiate Championship, Alpharetta, Ga. ....	296-285-281 - 862
Nov. 3-5	1st/15	Warrior Princeville Makai Invitational, Princeville, Hawaii.....	272-273-264 - 809
Feb. 22-24	2nd/15	Puerto Rico Classic, Rio Grande, P.R. ....	292-274-291 - 857
Feb. 13-15	4th/17	Seminole Intercollegiate, Tallahassee, Fla. ....	287-283-281 - 848
Feb. 23-24	10th/13	Valspar Collegiate Invitational, Palm City, Fla. ....	296-288-289 - 873
Apr. 3-5	T2nd/14	Mason Rudolph Championship, Franklin, Tenn. ....	283-287-287 - 857
Apr. 11-12	1st/14	Robert Kepler Intercollegiate, Columbus, Ohio .....	284-278-286 - 848
Apr. 24-26	*1st/12	Atlantic Coast Conference Championship, New London, N.C. ....	284-279-282 - 845
May 14-16	3rd/13	NCAA San Diego Regional, Rancho Santa Fe, Calif. ....	299-283-287 - 869
M.29-J.1	9th/30	NCAA Championship, Bradenton, Fla. ....	293-295-290-297 - 1175

Ended year No. 9 in Golfweek rankings, No. 9 in Golfstat

## 2015-16

Sept. 11-13	5th/15	Carpet Capital Collegiate, Rocky Face, Ga.....	286-296-303 - 885
Sept. 25-27	T7th/12	DICK'S Sporting Goods Challenge Cup, Kingston Springs, Tenn. ....	287-286-294 - 867
Oct. 16-18	5th/17	United States Collegiate Championship, Alpharetta, Ga. ....	286-299-282 - 867
Nov. 1-3	10th/22	Kiawah Classic by Aramark, Kiawah Island, S.C. (rain shortened) .....	293-299 - 592
Feb. 4-6	12th/19	Amer Ari Invitational, Waikoloa Village, Hawaii.....	290-289-286 - 865
Feb. 21-23	6th/15	Puerto Rico Classic, Rio Grande, P.R. ....	286-283-288 - 857
Mar. 21-22	14th/15	Valspar Collegiate Invitational, Palm City, Fla. ....	307-293-305 - 905
Apr. 1-3	T2nd/12	Clemson Invitational, Salem, S.C. ....	288-287-297 - 872
Apr. 9-10	T3rd/15	Princeton Invitational, Princeton, N.J. (36-hole event) .....	294-284 - 578
Apr. 22-24	4th/12	Atlantic Coast Conference Championship, New London, N.C. ....	287-288-289 - 864
May 16-18	T7th/14	NCAA Tucson Regional, Marana, Ariz. ....	297-288-282 - 867

Ended year No. 38 in Golfweek rankings, No. 42 in Golfstat

## 2016-17

Sept. 9-11	5th/14	Carpet Capital Collegiate, Rocky Face, Ga.....	286-295-275 - 856
Sept. 23-25	6th/16	Mauli Jim Invitational, Scottsdale, Ariz. ....	280-276-288 - 844
Oct. 21-23	12th/17	Golf Club of Georgia Collegiate, Alpharetta, Ga. ....	297-286-294 - 877
Oct. 31-Nov. 1	2-1	Cypress Point Classic, Pebble Beach, Calif. .... (d. Georgia, 8.5-3.5; d. Stanford, 8-4; l. Southern California, 19.5-4.5)	
Feb. 2-4	7th/21	Amer Ari Invitational, Waikoloa, Hawaii.....	288-278-285 - 851
Feb. 19-21	3rd/15	Puerto Rico Classic, Rio Grande, Puerto Rico .....	294-284-281 - 859
Mar. 10-12	2nd/14	Seminole Intercollegiate, Tallahassee, Fla. ....	276-280-280 - 836
Mar. 19-21	2nd/14	Valspar Collegiate Invitational, Palm City, Fla. ....	301-281-278 - 860
Apr. 7-9	2nd/13	Clemson Invitational, Salem, S.C. ....	296-283-294 - 873
Apr. 21-23	T-7th/12	ACC Championship, Clinton, S.C. ....	288-296-299 - 883
May 15-17	6th/13	NCAA Stanford Regional, Stanford, Calif. ....	287-273-284 - 844

Ended year No. 21 in Golfweek rankings, No. 22 in Golfstat



# RECORDS

64

## HEAD-TO-HEAD UNDER BRUCE HEPPLER

Non-ACC*	1996	1997	1998	1999	2000	2001	2002	2003	2004	2005	2006	2007	2008	2009	2010	2011	2012	2013	2014	2015	2016	2017
Memphis													1-0	1-0	2-0	1-0	2-0	2-0	1-0	2-0	0-1	2-0
Mercer																						
Miami (Ohio)																			1-0			
Michigan			1-0					1-0		1-0	1-0	1-0	0-2	1-1	4-0	2-0	1-0	1-0	1-0	2-0	1-0	
Michigan State															1-0		1-0	1-0		1-0	1-0	1-0
Middle Tennessee St.																	2-0	1-0	1-0	1-0		1-0
Minnesota	1-0	2-0	3-0	2-2	3-1	3-0	1-1	1-2	0-0-1	1-0	2-1	3-2	3-0	1-0	1-0			1-0	1-0	1-0	1-0	1-0
Mississippi	1-0	1-0	1-0	1-1	1-0	1-0	1-0	1-0				1-0		1-1	3-1	3-0	1-0			4-0	2-0	1-0
Mississippi State	1-0	0-2-1	2-1	1-0	1-0									1-0	1-0		1-0			1-0		
Missouri			2-0	1-0				1-0		1-0	2-0								3-0	1-0	1-0	
Navy																					1-0	1-0
Nebraska				0-1-1	1-0						1-0									2-0		
Nevada			1-0	1-0	1-0	1-0	1-0	1-0		0-1	1-0											
Newberry																					1-0	
New Mexico	0-2	1-3	1-0	3-0	3-0	3-0	3-0	2-0	2-0	3-0	3-0	1-0			1-0		0-1	2-1	0-1	1-0		
New Mexico St.																		1-0				
NC-Greensboro															1-0	2-0			2-0	1-0	2-0	1-0
NC-Wilmington	1-0	1-0						1-0		1-0					1-0	2-0			1-0		1-0	1-0
North Florida															1-0	1-1	1-2	1-0	1-0	1-1	1-0	
North Texas																	1-1				1-0	1-0
Northwestern		0-2	2-0	2-2	3-2	2-1	2-0	2-0		1-0	0-3	1-1	1-0	2-0	0-1	1-0	1-0	1-0	2-0	1-0	1-0	1-0
Ohio State	1-2	0-3	2-0	4-0	1-0		1-1				1-0		1-0	1-0-1	1-0	2-0	1-0	1-0	1-0	1-0		1-1
Oklahoma	1-2	3-0	1-0	2-0		3-1	3-1	2-2	3-2	2-0	4-1	2-0	1-0	1-0	2-0	3-0	2-1	5-1	2-1	2-1	2-0	0-2
Oklahoma State	0-3	1-2	2-0	1-4	2-1-1	6-0	3-3	1-6	2-2	3-4	2-6	2-6	0-5	1-0-1	1-5	2-3	2-1	4-2	0-5-1	2-0	1-1	1-2
Oregon			2-0	2-1	1-0	0-1	1-0			2-0	1-0	1-0	1-0	2-0	1-1	2-0	1-0	3-0	1-1	1-0	0-2	0-1
Oregon State	0-1	2-0	2-0	1-0	1-0	2-0	1-0	2-0		1-0	1-0	1-0	1-0		2-0	1-0	1-0	3-0	2-0	1-0	0-1	0-1
Osaka Gakuin U.																1-0	1-0	1-0			1-0	
Pacific	0-1	1-0	1-0			1-0	2-0			1-0		1-0					2-0				1-0	1-0
Pennsylvania																					1-0	
Penn State		0-1	1-0	2-0	1-0	1-0	1-0	1-0	1-1	1-0		1-0	0-1	1-0	2-0			1-0	1-0	2-0		0-1
Pepperdine		0-1	2-0	1-0	2-0	2-0	2-0	2-0	2-0	3-0	2-1						1-0			1-0		0-1
Presbyterian																					1-0	
Princeton																		1-0	1-0			
Purdue				2-0		1-0	3-0	4-0	2-0	2-0	1-1	1-1	1-0	1-0	2-1	1-0	0-1	1-0	2-0	1-0	1-0	1-0
Radford																					1-0	
Rhode Island	1-0	1-1	1-0	1-0		2-0	2-0	2-0	3-0	2-0	1-0	1-0			1-0							
Rice																			1-0		1-0	
Richmond																					1-0	
Rider																					1-0	
Rutgers																					1-0	
Sacramento St.																	1-0					1-0
Saint Joseph's																					1-0	
Saint Mary's (Calif.)																	2-0	1-0		1-0	1-0	1-0
San Diego															1-0	1-0	2-0		2-0			
San Diego State			1-0	1-0	1-0	1-0				1-1					1-0	0-1	1-0			1-0		
San Francisco															1-0	1-0				1-0		
San Jose State															1-0	1-0	1-0	1-0			1-0	1-0
Seton Hall																					1-0	
Siena																					1-0	
SMU	0-2	1-1	2-0	4-0		3-0			1-0	1-0	1-0-1	1-0						0-1	3-0	3-0		1-0
South Alabama																			1-0			
South Carolina	1-3	4-1	5-1	5-2	6-0	3-0	2-0	2-1	2-2	3-0	2-1	3-0	3-2	3-1	1-1	2-0	2-0	1-1	2-0	2-2	0-2	2-1
South Dakota State																						1-0
South Florida																	2-0	4-0	2-0	1-1	1-1	2-0
Southern California	0-2	1-3	2-1	2-0	1-0	2-1	2-0	5-1	4-0	4-0	3-1	3-0	0-4	1-5	2-1	5-1	1-2	4-0	2-1	0-1	1-1	0-3
Southern Illinois																				1-0		1-1
Southern La.																		1-0				
Stanford	0-1	1-0	3-0		1-0		1-0	2-0	1-0	3-0	3-0-1	0-4	2-1	2-2	1-1	1-0	0-1	2-1	1-2-1	2-0	1-2	1-3
TCU		1-3	2-1	6-1	4-0	4-1	3-1	0-5	4-1	5-0	5-1	3-0	3-0	0-2	2-1	3-0	2-0	1-1	0-2	1-0	0-1	2-0
Temple																					1-0	
Tennessee	1-1	3-2	4-0	1-0	3-0	2-0	2-0	2-0	3-0	2-1	2-0	2-1	2-1	1-2	2-1-1	1-0	0-1	1-1	2-0	1-0	2-0	1-0
Texas	1-4	0-4	4-0	5-1	5-0-1	4-2	4-2	0-7	3-1	5-0	4-2	5-1	5-0	3-1	1-3	3-2	1-2	4-1	2-1-1	0-2	1-1	1-2
Texas A&M	0-1	0-2	2-0	3-0	1-0	3-0	1-0	2-0	1-0	1-0	0-3-1	0-3	2-2	3-1	1-2	3-2	1-0	4-0	5-0	3-0	0-1	0-1
Texas Arlington																	1-0	1-0				
Texas San Antonio																				1-2		
Texas Tech							1-0	2-0	1-0	1-0	2-1	4-0	2-0	1-3	3-1	4-0	1-0	2-0	3-0	1-0	0-1	0-1
Toledo			1-0	0-1			1-0	1-0	1-0	1-0	1-0	1-0		1-0	1-0		2-0					
Troy																1-0	1-0			1-0		1-0
Tulsa	0-3		5-0	1-0	1-0		1-0	0-1	2-0	1-0	3-0	1-0					1-0			1-0		
UC Berkley																			0-1			
UC Davis															1-0	1-0	1-0	1-0			1-0	1-0
UC Irvine																	1-0					
UC Riverside																					0-1	
UC Santa Barbara																				1-0		1-0
UCLA			2-0	4-0	4-0	2-0	1-0	0-2	1-2-1	4-0	1-2	0-3	1-3	4-1	2-1	1-4	1-1	3-2	3-1-1	0-2	1-1	1-1
UNLV	0-1	1-0	1-3	1-4	5-0	6-0	6-0	1-4	3-1	2-1	2-2	0-2	0-1	0-1	1-1	1-1		4-0	1-1	2-1		
USC Upstate																					1-0	
Utah																	1-0			1-0		
Vanderbilt	1-0	1-0						1-0	4-0	5-0	3-0	3-0	1-0	1-0	1-0				1-0	1-2	0-2	
Villanova																						1-0
VCU	1-1	1-3	2-0	1-0	1-0	1-0	2-0					1-0				2-1			1-0			1-0
Washington				1-1	1-0	0-0-1	2-0	0-3-1	2-1	3-1	3-1	3-0	1-0	1-3	1-1	3-1	0-1	3-3	3-1	1-0-1		
Washington St.																	1-0					
Western Carolina																					1-0	
Western Kentucky																			1-0			1-0
Western Washington															1-0							
West Virginia																						1-0
Winthrop																				2-0		1-0
Xavier																	1-0					
Yale															1-0					1-0	0-0-1	

\*list limited to major conference golf teams, other nationally prominent programs and frequent opponents