

2019 INFORMATION GUIDE

# GEORGIA TECH

GRIT

# GT

ACCOUNTABILITY



RELENTLESS  
EFFORT



TOUGHNESS

# BRANDON ADAMS

1997 - 2018

Georgia Tech continues to mourn the loss of student-athlete Brandon Adams, who died on March 23 in Atlanta. He was 21. Adams was a business administration major and rising senior football student-athlete. Off the field, he spent the summer of 2018 interning for the world-renowned Georgia Tech Research Institute.

Born Dec. 22, 1997, Brandon Alonzo Adams is survived by his mother, Lisa Greer, stepfather, Reginald Woods, and sister, Rian.

Adams played in 33 games over three seasons as a Yellow Jacket from 2016-18. He recorded 41 career tackles, 6.5 tackles for loss and two forced fumbles as an interior defensive lineman. He was coming off a career year in 2018, when he amassed 24 tackles, five tackles for loss and two forced fumbles in 13 games (all career highs).

A Brentwood, Tennessee, native, Adams was a three-sport star at Brentwood Academy (football, wrestling, track and field). He served as captain for Brentwood Academy's football and track and field teams that both won state championships during his senior year (2015-16). In all, he earned 11 high school letters (four in football, four in track and field, three in wrestling) and helped lead four Brentwood Academy teams to state titles (football – 2015; track and field – 2013, 2015 and 2016).

"Our entire Georgia Tech football family is heartbroken by the news of Brandon's passing," said Geoff Collins, Georgia Tech football head coach.

**"In the short time that I have had the privilege and honor of knowing Brandon, I admired and respected him, first and foremost as a terrific human being, but also as an outstanding teammate and leader."**

Jennifer and I offer our thoughts, prayers and unconditional support to his parents, Lisa and Reginald, his sister, Rian, and all of his family and friends, especially his brothers in our football program."





90







COACH GEOFF COLLINS /// @COACHCOLLINS

# MINISTERS OF MAYHEM

**"We are going to get the best of the best to come play for us. The effort piece is never going to change because that's what our culture is built on. Effort in the classroom, effort on the field, effort off the field, effort in every single thing you do because that is our culture."**

Geoff Collins, an Atlanta area native and one of college football's most successful and innovative coaches, was named the 20th football head coach in Georgia Tech history on Dec. 7, 2018.

Born in Decatur, Ga. and raised in Conyers, Ga., Collins took the reins at Georgia Tech after serving as the head coach at Temple University in 2017 and 2018. At Temple, he put together the most successful first two seasons by a head coach in the school's 121-year football history.


Collins compiled 15 wins and led Temple to two bowl games in his two seasons with the Owls, which are both school records for a coach in his first two campaigns at TU.

In his first season at Temple, Collins led the Owls to a 28-3 win over Florida International in the 2017 Gasparilla Bowl, which was good for only the third bowl victory in school history and its first since 2011.

He coached the Owls to an 8-4 record and 7-1 mark in the American Athletic Conference in 2018, with Temple's only conference defeat coming at No. 8-ranked and undefeated UCF. The 8-4 campaign earned Temple a berth in the Independence Bowl.

Prior to becoming head coach at Temple, Collins was one of the nation's most respected defensive coordinators, serving in the role at Florida (2015-16), Mississippi State (2013-14, co-DC: 2011-12), FIU (2010) and his alma mater, Western Carolina (2002-05).

# GT CREATOR OF CHAOS



## GEOFF COLLINS' BOWL HISTORY (13)

Bowl	Date	Result
Gator	Jan. 1, 2000	Miami 28, Georgia Tech 13
Peach	Dec. 29, 2000	LSU 28, Georgia Tech 14
Seattle	Dec. 27, 2001	Georgia Tech 24, Stanford 14
Gator	Jan. 1, 2007	West Virginia 30, Georgia Tech 35
Independence	Dec. 30, 2007	Alabama 30, Colorado 24
St. Petersburg	Dec. 19, 2009	Rutgers 45, UCF 24
Little Caesars Pizza	Dec. 26, 2010	FIU 34, Toledo 32
Music City	Dec. 30, 2011	Mississippi State 23, Wake Forest 17
Gator	Jan. 1, 2013	Northwestern 34, Mississippi State 20
Liberty	Dec. 31, 2013	Mississippi State 44, Rice 7
Orange	Dec. 31, 2014	Georgia Tech 49, Mississippi State 34
Citrus	Jan. 1, 2016	Michigan 41, Florida 7
Outback	Jan. 2, 2017	Florida 30, Iowa 3






Highlights of his career as a coordinator included ranking among the nation's top 10 in total defense in each of his two seasons at Florida (No. 8 in 2015 and No. 5 in 2016), ranking among the top 25 nationally in total defense (18th - 2013) and scoring defense (23rd - 2014) during his two seasons calling plays at Mississippi State and leading the Sun Belt Conference in total defense, scoring defense and turnover margin in his lone campaign at FIU (2010).

He is the only coach to ever be nominated for the Broyles Award, given to college football's top assistant coach, at three different schools (FIU – 2010, Mississippi State – 2014 and Florida – 2015).

Collins' 26-year career also includes a pair of prior stints at Georgia Tech. He first came to The Flats as a graduate assistant (1999-2000), then tight ends coach (2001) under head coach George O'Leary from 1999-2001, followed by a year as director of player personnel under head coach Chan Gailey in 2006.

During his initial three seasons at Georgia Tech under O'Leary, the Yellow Jackets were 25-12 with three-consecutive bowl appearances. As the Jackets' recruiting coordinator in 2006, Collins led the efforts to land a recruiting class that included Derrick Morgan (all-American, first-round NFL Draft pick), Morgan Burnett (all-American, third-round NFL Draft pick), Joshua Nesbitt (quarterbacked GT to two ACC Championship Games) and Jonathan Dwyer (the sixth-leading rusher in GT history).



Collins' coaching career also includes stops at Western Carolina (student assistant – 1993-94), Franklin (N.C.) H.S. (assistant coach – 1995), Fordham (linebackers coach – 1996), Albright (defensive coordinator – 1997-98), Alabama (director of player personnel – 2007) and UCF (linebackers coach/recruiting coordinator – 2008-09).



@COACHCOLLINS

# LEGACY



40 NFL PLAYERS



**Anthony Gaitor**, Buccaneers; **Fletcher Cox**, Eagles;  
**Charles Mitchell**, Falcons; **Darius Slay**, Lions; **Johnathan Banks**, Bears; **Johnathan Cyprien**, Titans; **Josh Boyd**, Packers; **Tourek Williams**, Chargers; **Preston Smith**, Green Bay Packers; **Matt Wells**, Patriots; **Deontae Skinner**, Patriots; **Taveze Calhoun**, Bears; **Vernon Hargreaves**, Buccaneers; **Keanu Neal**, Falcons; **Chris Jones**, Chiefs;  
**Antonio Morrison**, Colts; **Alex McCallister**, Eagles; **Brian Poole**, Falcons; **Jarrad Favis**, Lions; **Alex Anzalone**, Saints; **Caleb Brantley**, Browns; **Joey Ivie**, Cowboys; **Bryan Cox**, Panthers; **Taven Bryan**, Jaguars; **Duke Dawson**, Patriots; **Marcell Harris**, 49ers; **Joacob Martin**, Seahawks; **Jullian Taylor**, 49ers; **Cole Boozer**, Buccaneers; **Sharif Finch**, Titans; **Sean Chandler**, Giants; **Keith Kirkwood**, Saints; **Rock Ya-Sin**, Colts; **Rygeull Armstead**, Jaguars; **Michael Dogbe**, Cardinals; **Jaelin Robinson**, Falcons; **Chris Myarick**, Dolphins; **Rob Ritrovato**, Giants

In all, Collins has recruited and/or coached more than three dozen players that have gone on to play in the National Football League. Among Collins' pupils in the NFL are Philadelphia Eagles All-Pro defensive tackle Fletcher Cox (a consensus All-American at Mississippi State and No. 12 overall pick in the 2012 NFL Draft), Tampa Bay Buccaneers cornerback Vernon Hargreaves (a consensus All-American at Florida and No. 11 overall pick in the 2016 NFL Draft), Atlanta Falcons safety Keanu Neal (the No. 17 overall pick in the 2016 NFL Draft) and Indianapolis Colts cornerback Rock Ya-Sin (who earned first-team all-American Athletic Conference honors at Temple after transferring from Presbyterian College and went on to be selected in the second round of the 2019 NFL Draft).





● In addition to being renowned as a coach, strategist and evaluator, Collins is also widely recognized as the nation's top head coach when it comes to branding his football program, particularly when it comes to utilizing social media in branding and recruiting efforts. His expertise in marketing and branding has led to him being a guest lecturer for Georgia Tech's Scheller College of Business executive MBA program and a featured speaker at the 2019 Hashtag Sports conference in New York City.

His innovations in utilizing social media to aid in recruiting efforts not only helped Georgia Tech land the highest-rated recruiting class in program history in 2006-07, but also helped Alabama sign the No. 1 class in the nation in 2007-08. Alabama's 2008 signing class included running back Mark Ingram, who went on to become the first Heisman Trophy winner in Crimson Tide history in 2009.

As a student-athlete, Collins totaled 194 career tackles as an outside linebacker and defensive back at Western Carolina (1989-92). He had 68 tackles and six tackles for loss as a junior and helped lead WCU to a 7-4 record with 62 stops, including five behind the line of scrimmage, as a senior.

Collins, 48, is married to the former Jennifer Haynes. They have a daughter, Astrid (3).







# 5-STAR DEVELOPMENTAL PROGRAM



Coach Collins is not new to the city of Atlanta. Having grown up nearby, Coach Collins is eager to go above and beyond to bring a winning culture back home. There is great focus on player development - as recruiting continues to elevate at Georgia Tech under Coach Collins and his staff, development is paramount.



**“We’ve got to create FIVE-STAR...by the time they leave here, they’re PRO READY & they can COMPETE at the HIGHEST LEVEL.”**



## *- COACH GEOFF COLLINS*

Coach Collins and his staff are locked in on their ultimate goal: helping each player reach their maximum potential. The rigorous academic structure of Georgia Tech allows players to excel on the field but also in the classroom. Coach Collins elaborates on the beauty of this unique opportunity, “It will be a valuable, meaningful degree; they will make a difference in this world by being a Georgia Tech student-athlete...so they can live out their dreams and develop in every single phase of their life.”

Calvin Johnson is the perfect example of a Georgia Tech student-athlete who took full advantage of the opportunities in front of him. Johnson was three-time first team all-ACC, ACC Player of the Year in 2006 and a 2-time First Team All-American. He then continued his journey to the NFL as the second overall pick in the 2007 draft. Calvin Johnson’s stellar career included six Pro Bowl appearances and being a three-time first team All-Pro. In 2012, he broke Jerry Rice’s NFL single season record for receiving yards with 1,964 of his own. Today, he runs his own foundation called the Calvin Johnson Jr. Foundation Catching Dreams Football Camp.



**The Most Important BATTLE  
@GeorgiaTechFB is the Daily INDIVIDUAL  
Battle to EARN the RIGHT to be  
“ABOVE the LINE” A.T.L.**

**“GREATNESS is a PROCESS NOT a  
DESTINATION”#404theCULTURE**

**- @CoachCollins**





Since he was first asked about depth charts and two-deeps, Geoff Collins has insisted that he doesn't believe in them. He coaches his players to be "Above the Line" ATL). Those who are ATL are ready to play and can see game action, while others work to get to that level. This season in place of a traditional two-deep that often omits some players who see action and lists others who seldom enter the game, Georgia Tech will list players who are ATL (in numerical order by position).

# BOBBY DODD




## HOME OF THE GEORGIA

One of the most historic venues in all of college football and the city of Atlanta, Bobby Dodd Stadium is the home of Georgia Tech football and one of the best settings for a stadium in all of sports. Originally built in 1913 by members of Georgia Tech's student body, Bobby Dodd Stadium is the oldest on-campus stadium in NCAA Division I FBS, and the Yellow Jackets keep the traditions of the stadium and Georgia Tech football alive on every gameday – most notably when the Jackets take the field behind the “Ramblin’ Reck,” a 1930 Model A Ford Sports Coupe, with the greatest fight song in all of college football,



# D STADIUM



## TECH YELLOW JACKETS



"Ramblin' Wreck from Georgia Tech," playing simultaneously. Nestled in the heart of Atlanta among the skyscrapers of Midtown and Downtown, Bobby Dodd Stadium is in close proximity to all of the restaurants, shopping and attractions that the city has to offer, including Centennial Olympic Park, the World of Coca-Cola, the Georgia Aquarium and the National Center for Civil and Human Rights. Atlanta's magnificent skyline is clearly visible from inside the stadium, making it one of college football's best and prettiest backdrops.





# GEORGIA TECH

## - LOCKER ROOM -

**Georgia Tech unveiled a brand-new, state-of-the-art \$4.5 million football locker room in July 2018.**

Features of the new locker room include:

- modernized visual displays throughout the space, including a "gear wall" featuring Georgia Tech's adidas apparel and equipment;
- enhanced audio-visual systems to keep student-athletes informed and entertained;
- 116 individual lockers that feature mechanical systems for ventilation and drying, as well as charging stations for student-athletes' mobile phones, tablets and laptop computers;
- a hydration station that puts a wide variety of sports drinks at student-athletes' fingertips, including Powerade and Core Power (the official protein drink of Georgia Tech athletics);
- a hydrotherapy area, including hot and cold tubs to assist in student-athletes' everyday recovery and rehabilitation;
- an upgraded steam room;







# EDGE CENTER

## FOR STUDENT-ATHLETE LEADERSHIP


A brand-new Edge Center, the headquarters for Georgia Tech athletics and its student-athletes, is coming soon.

A \$70 million overhaul of the Edge Center is the crown jewel of Athletics Initiative 2020, Georgia Tech's current \$125 million fundraising campaign.

The new Edge Center will sit on the same site as the current Edge-Rice Center, on the northeast corner of Bobby Dodd Stadium, but will include enhancements that will make the space more attractive, energetic, flexible and functional, with the goal of better serving student-athletes, athletics staff and fans year-round.

The facility will serve as a focal point for creating and celebrating Georgia Tech's dynamic student-athlete culture and as the home base for key student-athlete services such as sports medicine, dining and nutrition, academics and the Total Person Program. The new Edge Center will be almost 25,000 square feet larger than the current building, which will allow for new program areas to support Georgia Tech student-athletes in areas such as entrepreneurship and research.

Additionally, the new Edge Center will also be a showcase for Georgia Tech's athletics brand. It will anchor recruiting efforts by showcasing the Institute's commitment to student-athlete success, offering interactive opportunities for Georgia Tech students, visitors and fans and creating an atmosphere of excitement through a combination of aesthetics, energy and engagement. With a view of the inside of Bobby Dodd Stadium, it will also offer another seating option for fans looking to cheer on the Yellow Jackets on gamedays.





# MERCEDES

## GEORGIA TECH WILL MERCEDES-BENZ STADIUM

### GAIN MAXIMUM EXPOSURE ON.

Mercedes-Benz Stadium has changed the way Atlanta fans engage in sports. The incredible arena is not one to take for granted. The architecture of the building allows for a unique experience. Mercedes-Benz is equipped with a retractable roof that opens or closes in just 10 minutes. Rain or shine the show will go on! Around the inside of the retractable roof is where the video board is located and wraps 360 degrees around the circular roof. Fans have access to the video board at any spot in the arena. The stadium offers many club seats, luxury suites, clubs and lounges to enhance fan experience.





# ES-BENZ

PLAY FIVE [5] GAMES IN  
OVER NEXT FIVE [5] SEASONS.

FOOTBALL'S BIGGEST STAGE.

Additionally, the location of the actual stadium is directly across the street from the Atlanta Hawks' State Farm Arena. Thus, Fans have access to the video board at any spot in the arena. The stadium offers many club seats, luxury suites, clubs and lounges to enhance fan experience. Additionally, the location of the actual stadium is directly across the street from the Atlanta Hawks' State Farm Arena. Thus, city morale is as high as can be in downtown Atlanta.



# ATL BRAVES

1966 marks the year the Braves finally found their home in the vibrant city of Atlanta. Some of the greatest players to have ever played the game of baseball did so wearing Braves jerseys. The amenities available within SunTrust Park and The Battery allow for a wonderful family and kid-friendly outing to support the hometown Major League Baseball team. The Atlanta Braves are currently sitting in first place at the halfway point in the 2019 season and looking to ride this wave to win a fourth World Series Championship.



# CITY OF ATLANTA

## ATL UNITED

The Major League Soccer organization welcomed the Atlanta United F.C. in 2017. Although the franchise is young and new, the Atlanta United F.C. came roaring in as if they had been a part of the professional men's soccer league since the beginning. The United are the MLS franchise to call Atlanta their home. Their home games are played in the brand-new Mercedes-Benz Stadium in Downtown Atlanta. Atlanta United F.C. not only stands together as a team but continues to unite the entire city of Atlanta.







# ATL HAWKS

When the Hawks are not on the court they are using their time to better and strengthen the Atlanta community; the Atlanta Hawks Foundation's mission is to "increase access for metro Atlanta's youth to play, grow, and learn life and leadership skills through basketball." The Atlanta Hawks not only a sports team, but a philanthropic organization has played and is playing a major part in Atlanta's growth both economically and socially.

# ATLANTA




# ATL FALCONS

Mercedes-Benz Stadium spectacular structure is known as "...the best venue in the NFL," and has given the people of Atlanta a world-class venue that brings a new kind of excitement to the city and football. Mercedes-Benz is an attraction in itself that brings more fans and more energy to every game. With the great love and support of the loyal Atlanta fans, the Falcons are on the hunt for the franchise's first ever Super Bowl win in 2020.

# ACADEMIC

E X C E L L E N C E



40%

OF GEORGIA TECH GRADUATES  
BECOME MILLIONAIRES

#8


RANKED PUBLIC INSTITUTION  
IN THE NATION

90%

GRADUATION RATE OVER  
PAST 11 YEARS



# JACKETS WITHOUT BORDERS



Georgia Tech's Jackets Without Borders program is an international service program that provides student-athletes with opportunities to participate and engage in impactful and meaningful projects across the globe. Student-athletes that participate in Jackets Without Borders have gained perspective, a greater sense of cultural appreciation and a personal responsibility to continue to take action where assistance is needed.

In 2018-19, Jackets Without Borders received the prestigious ACC Game Changers Award for community service. In presenting Georgia Tech with the award, ACC commissioner John Swofford said "The dedication and commitment by [Georgia Tech] student-athletes, coaches and administrators is inspiring."

In May 2019, Jackets Without Borders took a group of 20 Georgia Tech student-athletes and staff members to Puerto Rico to assist with continued rehabilitation efforts.

Seven of the 20 volunteers were football student-athletes – Dijmon Brooks, Charlie Clark, Carson Fletcher, Hamp Gibbs, Keegan Hemingway, Jahaziel Lee and Wesley Wells – who represented Georgia Tech football and the Institute as a whole during their incredible work as part of the rebuilding efforts in Puerto Rico.



# GEORGIA TECH WINTER W

WINTER is COMING /// 5-STAR DEVELOPMENTAL /// ProT





# H F O O T B A L L W O R K O U T S

ECtheINSTITUTE /// ProTECHandSERVE /// BON VOYAGE



# WHY BRANDING MATTERS



"In this day and age of college football and recruiting, the recruits aren't going anywhere for contracts or money. They're going to places that have the **STRONGEST BRAND**."

For people to learn about our culture they have to be able to relate to our brand. Our storytelling on social media has connected our fans and recruits to the DNA of our program from Day One and led to a record attendance at our Spring Game. It has also helped prospective student-athletes from around the country feel the vibe and energy of our program. The presence on social media has made Georgia Tech Football and Atlanta a top destinations for elite recruits like never before.

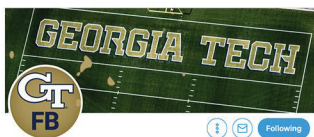
Everything we do in our program is about "Our Players" and "life after college". Building their brands & platforms

is paramount to what we are building here at Georgia Tech — #404theCULTURE encompasses the stories of each student-athlete who joins our program and represents this amazing Institution and the city of Atlanta. For us to create great storytelling content for our players and to tap into a platform like INFLCR to deliver them this content in real-time adds even more power to our already-potent storytelling content strategy.




## SANTINO STANCATO "MORPHEUS"

Coach Geoff Collins hired the **FIRST BRAND MANAGER IN COLLEGE FOOTBALL**.



Georgia Tech Football  
@GeorgiaTechFB  
Official Twitter for Georgia Tech Football  
Games #ATL #TogetherWeSwarm @CoachCollins



Coach Collins  
@CoachCollins  
HEAD FOOTBALL COACH at #TheInstitute Georgia Tech #TOGETHERweSWARM  
#404theCUL



#biGTime Football  
@GTFootball  
GRIT RELENTLESS EFFORT ACCOUNTABILITY TOUGHNESS  
#TOGETHERweSWARM @CoachCollins @GeorgiaTechFB







## 2019 GEORGIA TECH FOOTBALL INFORMATION GUIDE

Georgia Tech Communications and Public Relations

### INTRODUCTION

Minister of Mayhem .....	2-7
5-Star Development.....	8-9
Above the Line.....	10-11
Bobby Dodd Stadium.....	12-13
Locker Room Renovation .....	14
The Edge Center .....	15
Mercedes-Benz Stadium Series.....	16-17
The City of Atlanta.....	18-19
Academic Excellence .....	20
Jackets Without Borders.....	21
Wineter Workouts.....	22-23
Why Branding Matters.....	24
Table of Contents/Media Information.....	25-27
2019 Preseason Roster/	
Pronunciation Guide.....	28-29
Roster Breakdown/Coaches & Staff.....	30

### COACHES AND STAFF

Head Coach Geoff Collins .....	32-33
Assistant Coaches.....	34-44
Support Staff.....	45-53
Institute Leadership .....	54
Athletics Leadership .....	55-56

### MEET THE YELLOW JACKETS

2019 Student-Athlete Profiles .....	58-91
ACC Network.....	92

### 2018 SEASON IN REVIEW

2018 Statistics.....	94-107
The Last Time .....	108-111
Game Recaps.....	112-118
Awards and Honors.....	118

### RECORDS

Individual Records.....	120-122
Individual • Career/Season Leaders .....	123-136
Individual • Single-Game Leaders.....	137-145
Individual • Milestone Performances.....	146-154
Team Records.....	155-159
Team • Top Seasons .....	160
Team • Top Games.....	161-170
Opponent Records • Team .....	171-177
Opponent Records • Individual.....	179-181
GT/Opp. Combined Game Records .....	182-183
Year-by-Year Team Statistics .....	184-186
Annual Statistical Rankings.....	187-188

### HISTORY

Georgia Tech Football Timeline.....	190-193
Memorable Games .....	194
Head Coaches .....	195-196
Assistant Coaches.....	197-199
Year-by-Year Records .....	200-205
Year-by-Year Results .....	206-224
Series Records.....	225-226
Series History.....	227-238
Georgia Tech vs. NCAA Division I FBS	
Conferences.....	239
GT in National Polls/vs. Nationally	
Ranked Opponents .....	240-243
Georgia Tech on Special Dates .....	243-244
Georgia Tech on TV.....	245-248
Bowl History .....	249-251
All-Americans.....	252-254
Honors and Awards.....	255-261
Halls of Fame.....	262-263
Yellow Jackets in the NFL .....	264-270
All-Time Letterwinners.....	271-283
Starting Lineups .....	284-289
Bobby Dodd Stadium	
at Historic Grant Field .....	290-292



## GEORGIA TECH ATHLETIC ASSOCIATION

150 Bobby Dodd Way NW  
Atlanta, GA 30332  
404-894-5400  
[www.RamblinWreck.com](http://www.RamblinWreck.com)  
Twitter: @GTathletics  
Facebook: GTathletics  
Instagram: @GTathletics  
YouTube: RamblinWreckTube

## CREDITS

**Editors:** Mike Flynn, Andrew Clausen

**Graphic Design:** Santino Stancato

**Editorial Assistance:** Mike Stamus, Liz Ryan, Alex Keator, Andrew Clausen, Simit Shah, Brad Malone, Nick Rodriguez, Brittany Gunter, Anand Sarathy, Adam Prather, Erin Flynn, Atlantic Coast Conference, ACC Network/ESPN, University of Pittsburgh Media Services (E.J. Borghetti), University of Minnesota Athletic Communications (Paul Rovnak), Georgia Tech Football Coaches and Staff

**Photography:** Danny Karnik, Santino Stancato, Ryan Wise, Brittany McCormick, Austin Foote, Delvin Jones, Kyle Hess, Karl Moore, Clyde Click, Stephen Jensen, and numerous other photographers who have contributed to Georgia Tech athletics archives over the years.

**Printing:** Bennett Graphics (Robert Worley, Spencer Whitehurst)

© 2019, Georgia Tech Athletic Association



Georgia Tech is an equal opportunity employer and will not discriminate against any employee or applicant on the basis of age, color, disability, gender, national origin, race, religion, sexual orientation, veteran status, or any classification protected by federal, state, or local law. Consistent with its obligations under federal law, each company that is a federal contractor or subcontractor is committed to taking affirmative action to employ and advance in employment qualified women, minorities, disabled individuals and veterans.

## COMMUNICATIONS AND PUBLIC RELATIONS



### MIKE FLYNN

Assistant A.D.  
Communications and Public Relations  
**PRIMARY FOOTBALL CONTACT**  
O: (404) 894-5445  
M: (828) 964-6406  
E: mflynn@athletics.gatech.edu



### ANDREW CLAUSEN

Assistant Director  
Communications and Public Relations  
**SECONDARY FOOTBALL CONTACT**  
O: (404) 894-5445  
M: (678) 764-0867  
E: aclausen@athletics.gatech.edu



### MIKE STAMUS

Associate Director  
Communications and Public Relations  
**FOOTBALL CREDENTIALS**  
O: (404) 894-5445  
E: mstamus@athletics.gatech.edu



### LIZ RYAN

Assistant Director  
Communications and Public Relations



### ALEX KEATOR

Assistant Director  
Communications and Public Relations



### ERIC BURGHER

Postgraduate Intern  
Communications and Public Relations

## MEDIA INFORMATION

### CREDENTIALS

Requests for credentials to cover Georgia Tech football home games should be directed to **Mike Stamus** (mstamus@athletics.gatech.edu). Credentials will only be issued to working media representing accredited, professional media organizations, per Georgia Tech athletics' media guidelines.

Credentials will not be mailed, but can be shipped if a FedEx number is provided and time permits. Otherwise, credentials will be left at the media entrance, which is located at Gate 6 on the north end of Bobby Dodd Stadium (off Bobby Dodd Way, adjacent to Callaway Plaza). Media that wish for Georgia Tech to submit credential requests for road games on behalf of their organization should notify **Mike Flynn** (mflynn@athletics.gatech.edu) at least two weeks in advance.

### MEDIA PARKING

A limited number of complimentary parking spaces are available to media for Georgia Tech football home games. Please include parking requests with credential requests. Parking passes will be emailed.

### MEDIA ENTRANCE

Due to the implementation Bobby Dodd Stadium's clear bag policy, media can only access the stadium via a dedicated media entrance located at Gate 6 on the north end of Bobby Dodd Stadium (off Bobby Dodd Way, adjacent to Callaway Plaza). Media will be able to access the press box and the field-level photo work room from the media entrance.

### PRESS BOX

Bobby Dodd Stadium's press box is located on the west side of the stadium. It is accessible only via the media entrance, located at Gate 6, on the north end of the stadium (off Bobby Dodd Way, adjacent to Callaway Plaza). From the media entrance, follow signage to press box elevator located on the west concourse. Take the elevator to Level 4 to access press box.

The press box opens four hours prior to kickoff and closes seven-and-a-half hours after kickoff.





## PHOTO WORK ROOM

A field-level photo work room is located in the Edge Center on the northeast side of Bobby Dodd Stadium. It can be accessed via the tunnel in the northeast corner of Grant Field and following signage to the work room.

The field-level photo work room opens two hours before kickoff (it is not accessible before that time due to game operations meetings that are held in the same room).

Seats will be reserved for selected media outlets and visiting teams. All other seats are available on a first-come, first-served basis. An overflow photo work area is located in the press box.

## PHOTO VESTS

Field-level photographers and videographers are required to wear photo vests. Vests will be distributed in the field-level photo work room. Vests must be returned to the field-level photo work room postgame. Media will be charged for vests that are not returned following each game.

## WIRELESS INTERNET

Wireless internet access is available in the press box. Log-in information is available on seat place cards and posted throughout the press box.

## MEDIA MEALS

Complimentary meals are available to credentialed media beginning two hours before kickoff.

## PRACTICE COVERAGE

On a typical game week (Saturday game), practice will be open to media for approximately 20 minutes at the beginning of practice. Media that wish to request access to practice should contact **Mike Flynn** (mflynn@athletics.gatech.edu) by the close of business the day before a morning practice or by noon on the day of an afternoon practice.

## GEOFF COLLINS

### WEEKLY PRESS CONFERENCE

On a typical game week (Saturday game), Georgia Tech head coach Geoff Collins' weekly press conference will be held on Tuesday (time TBA) in the Bobby Dodd Stadium Letterwinners Lounge (access via elevator at Gate 6). Media are invited to enjoy a complimentary lunch in the GTAA dining hall following the press conference.

Requests to conduct interviews with Coach Collins at other times should be directed to **Mike Flynn** (mflynn@athletics.gatech.edu) at least 48 hours in advance.

## STUDENT-ATHLETES

### MEDIA AVAILABILITY

On a typical game week, selected student-athletes are available to media after practice on Tuesday and Wednesday. Offensive student-athletes will be made available on one day and defensive student-athletes will be made on the other, with offense/defense rotating the days they are available on a weekly basis. Any requests for student-athletes to be made available must be made to **Mike Flynn** (mflynn@athletics.gatech.edu) by the close of business the day before a morning practice or by noon on the day of an afternoon practice. Student-athletes who do not practice will not be made available, nor will freshmen who have yet to play in a game at Georgia Tech.

Requests to conduct interviews with student-athletes at other times should be directed to **Mike Flynn** (mflynn@athletics.gatech.edu) at least 48 hours in advance.

### POSTGAME INTERVIEWS

Following home games at Bobby Dodd Stadium, Geoff Collins and selected student-athletes are available in the Edge/Rice Center museum on the north end of Bobby Dodd Stadium following a cooling-down period. The visiting team will hold its press conference in the Georgia Tech weight room on the south end of Bobby Dodd Stadium. Following road games, Collins and requested players will be available following a cooling-down period at a site determined by the home team. Please make your requests for Yellow Jacket players to **Mike Flynn** prior to the conclusion of the game.

### NFL SCOUTS

NFL scouts can receive credentials and access to the press box. Requests must be made at least two weeks in advance to **Mike Stamus** (mstamus@athletics.gatech.edu). Parking passes are not provided to scouts. Press box seats are assigned on a space-available basis. Access to the field during team warmups is permitted.

### ACC CLIP SERVICE

Broadcast media outlets will be able to access ACC highlights and press conference excerpts via the ACC Video Clip Service (AVCS) throughout the entire 2019-20 sports calendar. This video content will only be available for download in digital files that can be accessed on the AVCS. To register for this service, please contact Scott McBurney, associate commissioner/advanced media, at smcurney@theacc.org or call 336-369-4646.

## WEEKLY SCHEDULE

**Below is the typical media availability schedule for a Georgia Tech football game week (Saturday game). Schedule will be adjusted for weekday games. Availability is subject to change.**

### SUNDAYS

No availability

### MONDAYS

No availability

### TUESDAYS

- Offensive coordinator Dave Patenaude and offensive student-athletes available post-practice or defensive coordinator Andrew Thacker and defensive student-athletes available post-practice (a.m. practice)\*
- Geoff Collins weekly press conference — Bobby Dodd Stadium Letterwinners Lounge (time TBA)

### WEDNESDAYS

- Offensive coordinator Dave Patenaude and offensive student-athletes available post-practice or defensive coordinator Andrew Thacker and defensive student-athletes available post-practice (p.m. practice)\*

### THURSDAYS

- No availability

### FRIDAYS

- No availability (except game broadcast crews)

### SATURDAYS

- Head coach Geoff Collins and selected student-athletes available postgame

\* Offensive/defensive post-practice availability will switch days weekly (i.e. offense on Tuesday/defense on Wednesday one week, followed by defense on Tuesday/offense on Wednesday the next week)



# 2019 GEORGIA TECH FOOTBALL INFORMATION GUIDE

## INTRODUCTION

ALPHABETICAL			NUMERICAL ROSTER							
NO.	NAME	POS.	NO.	NAME	POS.	HT.	WT.	CL.	HOMETOWN/HIGH SCHOOL (LAST COLLEGE)	
54	Jerrold Abee	LB	1	Jalen Camp	WR	6-2	220	Sr.	Cumming, Ga./South Forsyth	
*90	Brandon Adams	DL	1	Juaneyh Thomas	DB	6-3	216	So.	Niceville, Fla./Niceville	
45	Tony Amerson	RB	2	Omahri Jarrett	RB	5-10	185	r-Sr.	Douglasville, Ga./New Manchester	
33	Jaylin Askew	DB	3	Tre Swilling	DB	6-0	200	r-So.	New Orleans, La./Brother Martin	
67	Tad Aycock	OL	4	James Graham	QB	6-1	192	r-Fr.	Fitzgerald, Ga./Fitzgerald	
15	Chico Bennett, Jr.	DE	5	Jerry Howard Jr.	RB	6-0	217	Jr.	Rock Hill, S.C./Northwestern	
27	Josh Blancato	WR	6	David Curry	LB	6-2	230	r-Sr.	Buford, Ga./Buford	
40	Michael Brimer	DB	7	Antonneous Clayton	DL	6-2	265	R-Jr.	Vienna, Ga./Dooly County (Florida)	
30	Olin Broadway	LB	7	Lucas Johnson	QB	6-3	215	r-Jr.	San Diego, Calif./Mount Carmel	
86	Dijmon Brooks	DL	8	Tobias Oliver	QB	6-2	190	r-So.	Warner Robins, Ga./Northside	
10	Ahmearan Brown	WR	9	Tyler Davis	TE	6-4	250	r-Sr.	North Bellmore, N.Y./Mepham (UConn)	
89	Nazir Burnett	WR	10	Ahmearan Brown	WR	5-10	155	Fr.	Tampa, Fla./Jefferson	
16	Liam Byrne	QB	10	Christian Campbell	DB	6-2	210	r-Sr.	Ponchatoula, La./Ponchatoula	
1	Jalen Camp	WR	10	Josh Carlson	DB	5-10	177	Jr.	Johns Creek, Ga./Home School	
55	Jamal Camp	DL	11	Marquez Ezzard	WR	6-2	205	R-Fr.	Atlanta, Ga./Stockbridge (Miami (Fla.))	
10	Christian Campbell	DB	11	Devin Smith	DB	5-10	178	r-So.	Acworth, Ga./Harrison	
10	Josh Carlson	DB	12	Bruce Jordan-Swilling	LB	6-1	225	Jr.	New Orleans, La./Brother Martin	
29	Tariq Carpenter	DB	12	Adonias Sanders	WR	6-1	195	r-So.	North Charleston, S.C./Fort Dorchester	
15	Malachi Carter	WR	13	Avery Showell	DB	6-1	208	r-So.	Atlanta, Ga./Cartersville	
93	T.K. Chimedza	DL	13	Jordan Yates	QB	6-0	200	Fr.	Alpharetta, Ga./Milton	
72	Charlie Clark	OL	14	Jaylon King	DB	6-1	186	r-Fr.	La Vergne, Tenn./Ensforth	
7	Antonneous Clayton	DL	14	Ryan Lantz	QB	6-1	190	r-Fr.	North Palm Beach, Fla./Suncoast Community	
66	Jack Coco	OL	15	Chico Bennett, Jr.	DE	6-4	228	Fr.	Ashburn, Va./Battle Ground Academy (Tenn.)	
43	Tyler Cooksey	TE	15	Malachi Carter	WR	6-3	195	So.	Lawrenceville, Ga./Mountain View	
55	Kenny Cooper	OL	16	Liam Byrne	QB	6-4	202	r-So.	Woodstock, Ga./Woodstock	
31	Nathan Cottrell	RB	16	Myles Sims	DB	6-3	185	r-Fr.	Atlanta, Ga./Westlake (Michigan)	
24	Dylan Cripe	DL	17	Demetrius Knight	LB	6-2	230	Fr.	Locust Grove, Ga./Strong Rock Christian	
6	David Curry	LB	18	Peje Harris	WR	6-3	212	r-Fr.	Newnan, Ga./Newnan	
9	Tyler Davis	TE	18	Rich Stanzione	DB	6-0	201	r-Jr.	Washington Township, N.J./Williamstown (Stetson)	
91	Kelton Dawson	DL	20	Jair Hawkins-Anderson	DB	6-1	187	r-Jr.	Suwanee, Ga./Northview	
78	Jack DeFoor	OL	20	Tija'i Whatley	WR	6-2	180	r-Fr.	Rome, Ga./Darlington School	
83	Dylan Deveney	TE	21	Stephen Dolphus	WR	6-5	217	r-Jr.	Macon, Ga./Westside	
52	Justice Dingle	DL	21	Zamari Walton	DB	6-3	180	r-Fr.	Melbourne, Fla./Melbourne Central Catholic	
21	Stephen Dolphus	WR	22	Jamious Griffin	RB	5-10	212	Fr.	Rome, Ga./Rome	
42	Jordan Domineck	DL	22	Kaleb Oliver	DB	6-4	212	r-So.	La Vergne, Tenn./Oakland	
88	D'Quon Douse	DL	23	Jordan Huff	DB	6-2	191	Fr.	Madison, Ga./Morgan County	
32	Devin Ellison	RB	23	Austin Nash	WR	5-10	177	r-So.	Grayson, Ga./Grayson	
47	Cornelius Evans	LB	24	Dylan Cripe	DL	6-0	215	Jr.	Lexington, S.C./Lexington	
11	Marquez Ezzard	WR	24	Christian Malloy	RB	5-10	201	r-Fr.	Lilburn, Ga./Parkview	
85	Hinson Fowler	OL	24	Kendall Young	DE	6-5	221	Fr.	Bentonville, Ark./Bentonville West	
75	Scotty Fulgham	DL	25	Charlie Thomas	LB	6-2	210	So.	Thomasville, Ga./Thomasville	
47	Cliff Gandis	PK/P	27	Josh Blancato	WR	5-10	180	r-So.	Marietta, Ga./Kell	
68	Hamp Gibbs	OL	27	Pressley Harvin III	P	6-0	245	Jr.	Alcolu, S.C./Sumter	
97	Brentavious Glanton	DL	27	Jordan Mason	RB	6-1	219	r-So.	Gallatin, Tenn./Gallatin	
4	James Graham	QB	28	Dontae Smith	RB	5-11	190	r-Fr.	Spring Hill, Tenn./Spring Hill	
22	Jamious Griffin	RB	28	Jeremiah Smith	DB	6-2	190	Fr.	Grayson, Ga./Grayson	
92	Ja'Quon Griffin	DL	29	Tariq Carpenter	DB	6-2	223	Jr.	Ludowici, Ga./Long County	
56	Connor Hansen	OL	29	Keegan Hemingway	RB	5-6	180	r-So.	Boyd's, Md./Poole'sville	
18	Peje Harris	WR	30	Olin Broadway	LB	6-3	231	r-So.	Atlanta, Ga./St. Pius X	
27	Pressley Harvin III	P	31	Nathan Cottrell	RB	5-11	193	r-Sr.	Knoxville, Tenn./Knoxville West	
20	Jair Hawkins-Anderson	DB	31	Kenan Johnson	DB	6-1	176	Fr.	Minneola, Fla./Lake Minneola	
29	Keegan Hemingway	RB	31	Thompson Rudolph	DB	6-0	195	r-Fr.	Spartanburg, S.C./Spartanburg	
41	Jaquan Henderson	DL	32	Devin Ellison	RB	5-9	200	Fr.	Jacksonville, Fla./Bartram Trail	
5	Jerry Howard Jr.	RB	32	Sylvain Yondjouen	DL	6-4	255	Fr.	Ruisbroek, Belgium/Don Bosco	
23	Jordan Huff	DB	33	Jaylin Askew	DB	5-11	180	Jr.	Douglasville, Ga./McEachern	
44	Quez Jackson	LB	36	Joseph Macrina	TE	6-0	259	r-Jr.	Suwanee, Ga./Northview	
2	Omahri Jarrett	RB	37	Brenton King	PK	6-0	176	r-So.	Auburn, Ga./Mill Creek	
48	Luke Johns	DL	38	Ajani Kerr	DB	6-0	190	r-Jr.	Powder Springs, Ga./McEachern	
31	Kenan Johnson	DB	38	Wesley Wells	PK	6-0	205	So.	Dahlonega, Ga./Lumpkin County	





NO.	NAME	POS.	HT.	WT.	CL.	HOMETOWN/HIGH SCHOOL (LAST COLLEGE)
39	Wesley Walker	DB	6-1	194	Fr.	Nashville, Tenn./Ensworth
40	Michael Brimer	DB	5-11	181	r-So.	Acworth, Ga./Harrison (NJIT)
41	Jaquan Henderson	DL	6-1	211	Jr.	Covington, Ga./Newton
42	Jordan Domineck	DL	6-3	225	r-Fr.	Lakeland, Fla./George Jenkins
43	Tyler Cooksey	TE	6-2	236	r-Sr.	Suwanee, Ga./Greater Atlanta Christian School
44	Quez Jackson	LB	6-1	219	So.	Fort Valley, Ga./Peach County
45	Tony Amerson	RB	5-11	209	Fr.	Montgomery, Ala./St. James
45	Taylor McCawley	LB	6-0	216	Fr.	Birmingham, Ga./East Coweta
47	Cornelius Evans	LB	6-4	205	Fr.	Lawrenceville, Ga./Central Gwinnett
47	Cliff Gandis	PK/P	6-1	218	r-Fr.	Greer, S.C./Christ Church Episcopal School
47	Nathan Tyler	TE	6-2	215	r-Fr.	Gibson, Ga./Glascock County
48	Luke Johns	DL	6-5	256	r-Fr.	Dalton, Ga./Southeast Whitfield
49	Spence Massey	RB	6-1	208	Fr.	Tifton, Ga./Tiftarea Academy
52	Justice Dingle	DL	6-3	265	r-Fr.	Bowling Green, Ky./Bowling Green
52	Cade Long	LS	5-11	220	r-Fr.	Hixson, Tenn./Baylor School
54	Jerrold Abee	LB	6-1	203	r-So.	Gainesville, Ga./Lakeview Academy
55	Jamal Camp	DL	6-2	292	Fr.	Cumming, Ga./South Forsyth
55	Kenny Cooper	OL	6-3	317	Sr.	Calhoun, Ga./Sonoraville
56	Connor Hansen	OL	6-2	314	Jr.	Tallahassee, Fla./Chiles
57	Mikey Minihan	OL	6-3	297	r-So.	Honolulu, Hawai'i/Saint Louis
57	Lucas Patelles	LS	5-8	198	r-Jr.	Fayetteville, Ga./Starr's Mill
58	Will Scissum	OL	6-2	265	Fr.	Marietta, Ga./The Walker School
59	Scott Morgan	OL	6-4	302	r-Sr.	Woodstock, Ga./Etowah
60	Brad Morgan	DL	6-4	295	r-Sr.	Woodstock, Ga./Etowah
61	Michael Maye	OL	6-3	310	r-Fr.	Hoover, Ala./Hoover
63	Chet Lagod	OL	6-0	282	r-Jr.	Marietta, Ga./Marist
65	Austin Smith	OL	6-5	295	r-Fr.	McDonough, Ga./Ola
66	Jack Coco	OL	6-3	276	r-So.	Johns Creek, Ga./Johns Creek
67	Tad Aycock	OL	6-3	284	r-Fr.	Roswell, Ga./Fellowship Christian School
68	Hamp Gibbs	OL	6-3	293	r-So.	Augusta, Ga./Augusta Prep
70	Jared Southers	OL	6-5	310	r-Sr.	South Orange, N.J./Seton Hall Prep (Vanderbilt)
71	Harrison Jump	OL	6-5	275	r-Fr.	Statham, Ga./Prince Avenue Christian School
72	Charlie Clark	OL	6-4	292	r-So.	Atlanta, Ga./Marist
73	Zach Quinney	OL	6-6	295	r-So.	Savannah, Ga./Savannah Christian Prep
75	Scotty Fulgham	OL	6-3	303	Fr.	Tuscaloosa, Ala./Tuscaloosa Academy
76	Kevin Wolf	OL	6-6	291	r-Fr.	Charlotte, N.C./Providence Day School
77	Matthew Morgan	OL	6-4	300	r-Fr.	Woodstock, Ga./Etowah
78	Jack DeFoor	OL	6-5	305	r-Jr.	Calhoun, Ga./Calhoun (Ole Miss)
79	William Lay III	OL	6-2	305	r-So.	Bowersville, Ga./Hart County
80	Dylan Leonard	TE	6-5	215	Fr.	Milton, Ga./Milton
81	Zach Owens	WR	6-3	210	Fr.	Marietta, Ga./Pope
82	Kalani Norris	WR	6-0	170	Fr.	Miami, Fla./Christopher Columbus
83	Dylan Deveney	TE	6-6	256	Fr.	Medford, N.J./The Hun School
84	Chris Miller	TE	6-4	222	Fr.	Atlanta, Ga./St. Pius X
85	Hinson Fowler	DL	6-2	275	r-Fr.	Augusta, Ga./Augusta Prep
86	Dijmon Brooks	DL	6-1	300	r-Jr.	Sandersville, Ga./Washington County
87	Ben Wilhelm	TE	6-6	230	Fr.	Thomasville, Ga./Thomas County Central
88	D'Quon Douse	DL	6-3	264	Fr.	Savannah, Ga./Calvary Day School
88	Josh Tukes	TE	6-6	220	r-So.	Covington, Ga./Newton
89	Nazir Burnett	WR	6-1	175	Fr.	Harrisburg, Pa./Bishop McDevitt
89	Antwan Owens	DL	6-4	275	Jr.	Tallahassee, Fla./Godby
*90	Brandon Adams	DL	6-2	325	Sr.	Brentwood, Tenn./Brentwood Academy
91	Kelton Dawson	DL	6-3	258	r-So.	Stockbridge, Ga./Stockbridge
92	Ja'Quon Griffin	DL	6-0	276	r-Fr.	Rome, Ga./Rome
93	T.K. Chimedza	DL	6-3	295	r-Fr.	Dacula, Ga./IMG Academy
94	Mike Lockhart	DL	6-4	282	Fr.	Birmingham, Ala./Huffman
95	Jahaziel Lee	DL	6-2	300	Sr.	Ponchatoula, La./Ponchatoula
96	Chris Martin	DL	6-1	285	r-Jr.	Loganville, Ga./Grayson
97	Brentavious Glanton	DL	6-3	302	r-Sr.	Albany, Ga./Monroe Comprehensive
98	Curtis Ryans	DL	6-5	240	r-Fr.	Kennesaw, Ga./North Cobb

\* in memoriam; died March 23, 2019

NO.	NAME	POS.
7	Lucas Johnson	QB
12	Bruce Jordan-Swilling	LB
71	Harrison Jump	OL
38	Ajani Kerr	DB
37	Brenton King	PK
14	Jaylon King	DB
17	Demetrius Knight	LB
63	Chet Lagod	OL
14	Ryan Lantz	QB
79	William Lay III	OL
95	Jahaziel Lee	DL
80	Dylan Leonard	TE
94	Mike Lockhart	DL
52	Cade Long	LS
36	Joseph Macrina	TE
24	Christian Malloy	RB
96	Chris Martin	DL
27	Jordan Mason	RB
49	Spence Massey	RB
61	Michael Maye	OL
45	Taylor McCawley	LB
84	Chris Miller	TE
57	Mikey Minihan	OL
60	Brad Morgan	DL
77	Matthew Morgan	OL
59	Scott Morgan	OL
23	Austin Nash	WR
82	Kalani Norris	WR
22	Kaleb Oliver	DB
8	Tobias Oliver	QB
89	Antwan Owens	DL
81	Zach Owens	WR
57	Lucas Patelles	LS
73	Zach Quinney	OL
31	Thompson Rudolph	DB
98	Curtis Ryans	DL
12	Adonias Sanders	WR
58	Willard Scissum	OL
13	Avery Showell	DB
16	Myles Sims	DB
65	Austin Smith	OL
11	Devin Smith	DB
28	Dontae Smith	RB
28	Jeremiah Smith	DB
70	Jared Southers	OL
18	Rich Stanzione	DB
3	Tre Swilling	DB
25	Charlie Thomas	LB
1	Juanyeh Thomas	DB
88	Josh Tukes	TE
47	Nathan Tyler	TE
39	Wesley Walker	DB
21	Zamari Walton	DB
38	Wesley Wells	PK
20	Tija'i Whatley	WR
87	Ben Wilhelm	TE
76	Kevin Wolf	OL
13	Jordan Yates	QB
32	Sylvain Yondjouen	DL
24	Kendall Young	DE



## COACHES AND FOOTBALL STAFF

**Head Coach:** Geoff Collins (Western Carolina, 1994) — 1st season at Georgia Tech  
**Assistant Head Coach/Run Game Coord./OL:** Brent Key (Georgia Tech, 2001)  
**Offensive Coord./QBs:** Dave Patenaude (Central Connecticut St., 1990)  
**Defensive Coordinator/Linebackers:** Andrew Thacker (Furman, 2007)  
**Co-Defensive Coordinator/Safeties:** Nathan Burton (Georgia Tech, 2005)  
**Running Backs/Off. Recruiting Coord.:** Tashard Choice (Georgia Tech, 2007)  
**Defensive Ends/Outside Linebackers:** Marco Coleman (Flagler, 2015)  
**Wide Receivers:** Kerry Dixon (Hampton, 2004)  
**Defensive Line/Def. Recruiting Coord.:** Larry Knight (Central Michigan, 2010)  
**Cornerbacks/Def. Special Teams Coord.:** Jeff Popovich (Miami (Fla.), 2000)  
**Tight Ends/Offensive Special Teams Coord.:** Chris Wiesehan (Wabash, 1994)  
**Chief of Staff:** Vince Sinagra (Rhode Island, 1975)  
**General Manager:** Patrick Suddes (Alabama, 2005)  
**Head FB Strength and Conditioning Coach:** Lewis Caralla (Defiance, 2008)  
**Director of Applied Sports Science:** Ryan Horton (Otterbein, 2007)  
**Player Development Coach:** Zach Reed (Tennessee Tech, 2001)  
**Player Development Coach:** Kyle Seger (Ball State, 2016)  
**Player Development Coach:** Edward Thompson (Louisiana Lafayette, 2018)  
**Director of Football Operations:** Scott Wallace (California (Pa.), 2011)  
**Assistant Director of Football Operations:** Kevin Cone (Georgia Tech, 2010)  
**Football Research and Analytics Coordinator:** Pay Boyle (Temple, 2012)  
**Quality Control Specialist/Offense:** Will Glover (Clayton State, 2009)  
**Quality Control Specialist/Defense:** Jason Semore (Adams State, 2005)  
**Analyst (Offense):** Joe Battaglia (Coastal Carolina, 2014)  
**Analyst (Defense):** Anthony Parker (Tennessee, 2008)  
**Analyst (Special Teams):** Tim Conner (Maryville, 2011)  
**Staff Assistant:** Rod Rook-Chungong (Georgia Tech, 2016)  
**Graduate Assistant Coach:** Erin Joe (Georgia Tech, 2014)  
**Graduate Assistant Coach:** Trey Money (Appalachian State, 2017)  
**Graduate Assistant Coach:** Nick Newsome (Austin Peay, 2011)  
**Graduate Assistant Coach:** Tyson Wachenheim (Christopher Newport, 2015)  
**Director of On-Campus Recruiting:** Carina Hargreaves (Florida, 2014)  
**Assoc. Director of Player Personnel:** Mike Gregory (UCF, 2009)  
**Assoc. Director of Player Personnel:** Tevin Washington (Georgia Tech, 2012)  
**Brand Manager:** Santino Stancato (Bloomsburg, 2016)  
**Recruiting and Marketing Coord.:** Brittany McCormick (Michigan State, 2012)  
**Digital Content Coordinator:** Ryan Wise (Bowling Green, 2014)  
**Head Football Athletic Trainer:** Mark Smith (SUNY Brockport, 2010)  
**Assistant Football Athletic Trainer:** Eric Avila (Slippery Rock, 2010)  
**Administrative Coordinator:** Teri Anton (Florida State, 1991)

## PRONUNCIATION GUIDE

## Student-Athletes

1	JUANYEH Thomas	wahn-YAY
2	OMAHRI Jarrett	oh-MAR-ee
7	ANTONNEOUS Clayton	an-TONE-ee-us
8	TOBIAS Oliver	toe-BYE-us
10	AHMAREAN Brown	uh-MAR-ee-in
13	Avery SHOWELL	sho-ELL
18	PEJE* Harris	P.J.
18	Rich STANZIONE	stan-zee-OWN
20	JAIR Hawkins-Anderson	jah-EER
20	TJAI* Whatley	TIE-jay
21	ZAMARI Walton	zuh-MAR-ee
27	Josh BLANCATO	blahn-COT-oh
28	DONTAE Smith	DON-tay
29	TARIQ Carpenter	tuh-REEK
31	Nathan COTTRELL	COT-trill
31	KENAN Johnson	KEE-nin
32	Sylvain YONDJOUEN	yun-JEW-in
33	JAYTLIN ASKEW	JATE-lynn ASK-you
36	Joseph MACRINA	mah-CREEN-uh
38	AJANI Kerr	uh-JOHN-ee
41	JAQUAN Henderson	JAY-qwon
45	Tony AMERSON	AM-er-sun
54	Jerrod ABBE	AY-bee
57	Lucas PATELLES	puh-TELL-iss
63	Chet LAGOD	luh-GOD
70	Jared SOUTHERS	SUH-thers
82	KALANI Norris	kuh-LAHN-ee
83	Dylan DEVENY	duh-VAIN-ee
86	DJIMON Brooks	JAH-mon
93	T.K. CHIMEDZA	chih-MED-zuh
95	JAHAZIEL Lee	juh-HAY-zull
97	BRENTAVIOUS Glanton	brent-TAY-vee-us

## Coaches

TASHARD Choice	tuh-SHARD
Dave PATENAUDE	PAT-in-node
Chris WIESEHAN	WEEZ-uh-hann

## ROSTER BREAKDOWN

## BY CLASS

True Freshmen:	28
Redshirt Freshmen:	27
Sophomores:	28
Juniors:	22
Seniors:	13

## BY ACADEMIC MAJOR

Business administration:	64
Literature, media and communication:	9
Mechanical engineering:	8
Biology:	6
Biomedical engineering:	4
Civil engineering:	4
Economics:	4
Industrial engineering:	4
Computer engineering:	3
Computer science:	3
History, technology and society:	3
Industrial design:	2
Psychology:	2
Undeclared engineering:	2
Biochemistry:	1
Chemical and biomolecular engineering:	1
Materials science and engineering:	1

## BY HOME STATE / COUNTRY

Georgia:	74
Florida:	10
Tennessee:	7
South Carolina:	6
Alabama:	4
Louisiana:	4
New Jersey:	3
Arkansas:	1
California:	1
Hawaii:	1
Kentucky:	1
New York:	1
North Carolina:	1
Maryland:	1
Pennsylvania:	1
Virginia:	1
Belgium:	1



## COACHES AND STAFF





## GEOFF COLLINS

### HEAD COACH

WESTERN CAROLINA, 1994 • 1ST SEASON AT GEORGIA TECH

 @COACHCOLLINS

Geoff Collins, an Atlanta area native and one of college football's most successful and innovative coaches, was named the 20th football head coach in Georgia Tech history on Dec. 7, 2018.

Born in Decatur, Ga. and raised in Conyers, Ga., Collins took the reins at Georgia Tech after serving as the head coach at Temple University in 2017 and 2018. At Temple, he put together the most successful first two seasons by a head coach in the school's 121-year football history.

Collins compiled 15 wins and led Temple to two bowl games in his two seasons with the Owls, which are both school records for a coach in his first two campaigns at TU.

In his first season at Temple, Collins led the Owls a 28-3 win over Florida International in the 2017 Gasparilla Bowl, which was good for only the third bowl victory in school history and its first since 2011.

He coached the Owls to an 8-4 record and 7-1 mark in the American Athletic Conference in 2018, with Temple's only conference defeat coming at No. 8-ranked and undefeated UCF. The 8-4 campaign earned Temple a berth in the Independence Bowl.

Prior to becoming head coach at Temple, Collins was one of the nation's most respected defensive coordinators, serving in the role at Florida (2015-16), Mississippi State (2013-14, co-DC: 2011-12), FIU (2010) and his alma mater, Western Carolina (2002-05).

Highlights of his career as a coordinator included ranking among the nation's top 10 in total defense in each of his two seasons at Florida (No. 8 in 2015 and No. 5 in 2016), ranking among the top 25 nationally in total defense (18th - 2013) and scoring defense (23rd - 2014) during his two seasons calling plays at Mississippi State and leading the Sun Belt Conference in total defense, scoring defense and turnover margin in his lone campaign at FIU (2010).

He is the only coach to ever be nominated for the Broyles Award, given to college football's top assistant coach, at three different schools (FIU – 2010, Mississippi State – 2014 and Florida – 2015).

Collins' 26-year career also includes a pair of prior stints at Georgia Tech. He first came to The Flats as a graduate assistant (1999-2000), then tight ends coach (2001) under head coach George O'Leary from 1999-2001, followed by a year as director of player personnel under head coach Chan Gailey in 2006.



During his initial three seasons at Georgia Tech under O'Leary, the Yellow Jackets were 25-12 with three consecutive bowl appearances. As the Jackets' director of player personnel in 2006, Collins led the efforts to land a recruiting class that included Derrick Morgan (all-American, first-round NFL Draft pick), Morgan Burnett (all-American, third-round NFL Draft pick), Joshua Nesbitt (quarterbacked GT to two ACC Championship Games) and Jonathan Dwyer (the sixth-leading rusher in GT history).

Collins' coaching career also includes stops at Western Carolina (student assistant – 1993-94), Franklin (N.C.) H.S. (assistant coach – 1995), Fordham (linebackers coach – 1996), Albright (defensive coordinator – 1997-98), Alabama (director of player personnel – 2007) and UCF (linebackers coach/recruiting coordinator – 2008-09).

In all, Collins has recruited and/or coached more than three dozen players that have gone on to play in the National Football League. Among Collins' pupils in the NFL are Philadelphia Eagles All-Pro defensive tackle Fletcher Cox (a consensus All-American at Mississippi State and No. 12 overall pick in the 2012 NFL Draft), Tampa Bay Buccaneers cornerback Vernon Hargreaves (a consensus All-American at Florida and No. 11 overall pick in the 2016 NFL Draft), Atlanta Falcons safety Keanu Neal (the No. 17 overall pick in the 2016 NFL Draft) and Indianapolis Colts cornerback Rock Ya-Sin (who earned first-team all-American Athletic Conference honors at Temple after transferring from Presbyterian College and went on to be selected in the second round of the 2019 NFL Draft).



In addition to being renowned as a coach, strategist and evaluator, Collins is also widely recognized as the nation's top head coach when it comes to branding his football program, particularly when it comes to utilizing social media in branding and recruiting efforts. His expertise in marketing and branding has led to him being a guest lecturer for Georgia Tech's Scheller College of Business executive MBA program and a featured speaker at the 2019 Hashtag Sports conference in New York City.

His innovations in utilizing social media to aid in recruiting efforts not only helped Georgia Tech land the highest-rated recruiting class in program history in 2006-07, but also helped Alabama sign the No. 1 class in the nation in 2007-08. Alabama's 2008 signing class included running back Mark Ingram, who went on to become the first Heisman Trophy winner in Crimson Tide history in 2009.

As a student-athlete, Collins totaled 194 career tackles as an outside linebacker and defensive back at Western Carolina (1989-92). He had 68 tackles and six tackles for loss as a junior and helped lead WCU to a 7-4 record with 62 stops, including five behind the line of scrimmage, as a senior.

Collins, 48, is married to the former Jennifer Haynes. They have a daughter, Astrid (3).



**Geoff Collins was hired as the 20th head coach in Georgia Tech football history on Dec. 7, 2018.**

## THE COLLINS FILE

### PERSONAL

**Hometown** ..... Conyers, Ga.  
**Education** ..... Western Carolina, 1994  
 (B.S., sports management and exercise science)  
**Family** ..... wife: Jennifer (Haynes); daughter: Astrid

### PLAYING EXPERIENCE

1989-92 ..... OLB/DB, Western Carolina

### COACHING EXPERIENCE

1993-94 ..... Student assistant, Western Carolina  
 1995 ..... Assistant coach, Franklin (N.C.) H.S.  
 1996 ..... Graduate assistant/linebackers, Fordham  
 1997-98 ..... Defensive coordinator, Albright  
 1999-2000 ..... Graduate assistant, Georgia Tech  
 2001 ..... Tight ends, Georgia Tech  
 2002-05 ..... Defensive coordinator, Western Carolina  
 2006 ..... Director of player personnel, Georgia Tech  
 2007 ..... Director of player personnel, Alabama  
 2008-09 ..... Linebackers/recruiting coordinator, UCF  
 2010 ..... Defensive coordinator, Florida International  
 2011-12 ..... Co-defensive coordinator, Mississippi State  
 2013-14 ..... Defensive coordinator, Mississippi State  
 2015-16 ..... Defensive coordinator, Florida  
 2017-18 ..... Head coach, Temple  
**2019..... Head coach, Georgia Tech**

### YEAR-BY-YEAR HEAD COACHING RECORD

YEAR	SCHOOL	RECORD	CONFERENCE	POSTSEASON
2017	Temple	7-6	4-4 (3rd-AAC East)	Gasparilla Bowl (W)
2018	Temple	8-4	7-1 (2nd-AAC East)	Independence Bowl*
<b>2 SEASONS</b>		<b>15-10</b>	<b>11-5</b>	<b>1-0</b>

\* did not coach Temple in Independence Bowl after becoming head coach at GT

### WHAT THEY'RE SAYING ABOUT GEOFF COLLINS

"I am really happy for Geoff and his entire family. When you look at a guy like Geoff and the energy that he brings, the excitement he brings to the sidelines, the juice he has on a daily basis, he will do a great job. I think he will do an amazing job and I think it's a great hire for Georgia Tech."

**Dan Mullen, Head Coach, University of Florida**

"I'm thrilled for Coach Collins to get this opportunity at Georgia Tech. I learned a lot playing under him at the University of Florida as he helped mold us into one of the top defensive units in the country. It will be good to have him in Atlanta and I know he'll put together a strong program."

**Brian Poole, Cornerback, New York Jets**

"Congratulations to Georgia Tech on a great hire! Geoff Collins is not only an innovative mind but he relates to today's players as well as any coach in the country. With the recruiting base around Atlanta and the incredible academics that Georgia Tech has to offer, the Jackets are poised to build on their football tradition with Coach Collins at the helm!"

**Kirk Herbstreit, College Football Analyst, ESPN**

"Geoff has been incredible for Georgia Tech football since the day he was hired in December. The buzz around the city, the buzz across the region — everybody's talking about Georgia Tech football. The thing that I really admire about Geoff Collins is that everything that he does is deliberate, there's a method to the madness and he knows exactly what he's trying to do and why he's trying to do it. He is a consummate teacher. He takes every opportunity to teach his young men what he's trying to do and why they're doing it. I'm really impressed by what Geoff Collins has done here so far."

**Todd Stansbury, Director of Athletics, Georgia Tech**



## BRENT KEY

### ASSISTANT HEAD COACH / RUN GAME COORDINATOR / OFFENSIVE LINE

GEORGIA TECH, 2001 • 1ST SEASON AT GEORGIA TECH

 @COACHBRENTKEY

Brent Key, a Georgia Tech alumnus and football letterwinner, returned to The Flats in 2019 as the Yellow Jackets' assistant head coach, run game coordinator and offensive line coach.

Key came back to his alma mater after three seasons as offensive line coach at Alabama (2016-18), where he helped lead the Crimson Tide to two Southeastern Conference championships, three College Football Playoff championship games and the 2017 national title.

As a four-year starting right guard at Georgia Tech from 1997-2000, he was a key cog in an offensive front that helped the Yellow Jackets lead the Atlantic Coast Conference in rushing three times. During Key's junior campaign in 1999, the Jackets ranked No. 1 nationally in total offense (509.0 ypg).

In each of his three seasons at Alabama, Key's offensive lines were finalists for the Joe Moore Award, which is presented annually to the nation's top offensive front, and was the only group in the nation to receive the honor all three seasons. He also coached four All-Americans (including two unanimous picks — tackle Cam Robinson in 2016 and tackle Jonah Williams in 2018) and nine all-SEC selections (including seven first-teamers) during his time with the Tide. In addition to being unanimous All-Americans, Robinson won the 2016 Outland Trophy as the nation's best interior lineman and Williams was a finalist for the award in '18. They also won the Jacobs Blocking Trophy (SEC's top offensive lineman) in '16 and '18, respectively.

Four linemen that Key coached in his three seasons at Alabama went on to be selected in the National Football League Draft — Williams (No. 11 overall, Cincinnati Bengals, 2019), Robinson (No. 34 overall, Jacksonville Jaguars, 2017), center Ross Pier-schbacher (fifth round, Washington Redskins, 2019) and center Bradley Bozeman (sixth round, Baltimore Ravens, 2018).

Key was also lauded for his work on the recruiting trail at Alabama. He is tabbed as the nation's No. 2 recruiter by *247Sports* for his work in landing the Crimson Tide's 2019 class and the No. 1 recruiter in the nation for his efforts with the 2020 class.

Prior to his three-year stint at Alabama, Key spent 11 seasons at UCF (2005-15). He started at UCF as a graduate assistant and worked his way up to assistant head coach (2012-15) and offensive coordinator (2014-15). He also coached tight ends for three seasons (2006-08), offensive line for six seasons (2009-14), running backs for one season (2015), was special teams coordinator for one season (2008) and recruiting coordinator for six seasons (2007, 2010-14) with the Knights. In 2012, 2013

and 2014, Key was nominated for the Broyles Award, given to the top assistant coach in college football.

During Key's 11 seasons at UCF, the Knights won four conference championships (2007, 2010, 2013 and 2014), highlighted by a 12-1 campaign in 2013, which culminated with a 52-42 win over No. 6 Baylor. The Knights beat two top-10 teams in '13 (Baylor and No. 8 Louisville) and Key's offensive front, which did not allow a sack against Penn State, Louisville, UConn or Baylor, helped pave the way for UCF to average 441.5 yards and 34.6 points per game, both among the highest marks in program history. His offensive line also provided protection for American Athletic Conference Offensive Player of the Year Blake Bortles.

In his six seasons as UCF's offensive line coach, eight different linemen earned all-conference recognition a total of 16 times and four went on to play in the NFL, including 2011 third-round draft pick Jah Reid. He also coached an NFL draft pick at tight end in Mike Merritt (2008).

During his time at UCF, Key coached under his head coach as a student-athlete at Georgia Tech, George O'Leary. He also worked on the same staff as Collins, who was the Knights' linebackers coach and recruiting coordinator in 2008-09, and worked under current Georgia Tech director of athletics Todd Stansbury, who was UCF's A.D. from 2012-15.

Key got his start in coaching as a graduate assistant at Georgia Tech in 2001-02 and served as tight ends and running backs coach at Western Carolina in 2004 (when Collins was WCU's defensive coordinator).





While making 44 starts at right guard for the Yellow Jackets from 1997-2000, Key was part of a senior class that led Georgia Tech to four-straight bowl appearances for the first time since 1953-56. As a sophomore in 1998, he helped lead Tech to a 10-2 record and a share of the ACC championship. He was voted a team captain and named all-ACC as a senior in 2000. Collins was a graduate assistant on Georgia Tech's staff during Key's junior and senior seasons and, when Collins was promoted to tight ends coach in 2001, Key filled the G.A. spot that Collins vacated.

Key earned a bachelor's degree in management from GT in 2001.

A Clay, Ala. native, Key, 41, was an all-state performer at Hewitt-Trussville H.S. He and his wife, Danielle, are parents to a daughter, Harper.

## THE KEY FILE

### PERSONAL

**Hometown** .....Clay, Ala.

**Education** .....Georgia Tech, 2001 (B.S., management)

**Family** .....wife: Danielle; daughter: Harper

### PLAYING EXPERIENCE

1997-2000 .....OL, Georgia Tech

### COACHING EXPERIENCE

2001-02 .....Graduate assistant, Georgia Tech

2004.....Tight ends/running backs, Western Carolina

2005.....Graduate assistant, UCF

2006.....Tight ends, UCF

2007.....Tight ends/recruiting coordinator, UCF

2008.....Tight ends/special teams coordinator, UCF

2009.....Offensive line, UCF

2010-11 .....Offensive line/recruiting coordinator, UCF

2012-13 .....Assistant head coach/offensive coordinator/  
offensive line/recruiting coordinator, UCF

2014.....Assistant head coach/offensive coordinator/  
running backs, UCF

2015-18 .....Offensive line, Alabama

**2019.....Assistant head coach/run game  
coordinator/offensive line, Georgia Tech**

## WHAT GEOFF COLLINS IS SAYING ABOUT BRENT KEY

*"Brent did a great job at the University of Alabama, producing some of the top offensive lines in college football. He's a great leader and a great friend. He was here at Georgia Tech as a player when I was a graduate assistant, then when I was promoted to tight ends coach, he took my place as a G.A. I'm really excited to have such a high-level coach want to be a part of what we're building here at Georgia Tech. I'm excited to see what he does as we transition to our offense of the future."*



## DAVE PATENAUE

### OFFENSIVE COORDINATOR / QUARTERBACKS

CENTRAL CONNECTICUT STATE, 1990 • 1ST SEASON AT GEORGIA TECH

 @COACH\_PNOUE

A 28-year collegiate coaching veteran, Dave Patenaude is in his first season as offensive coordinator and quarterbacks coach at Georgia Tech.

Patenaude came to Georgia Tech from Temple, where he served as head coach Geoff Collins' offensive coordinator for two seasons (2017-18).

Under Patenaude's direction, Temple put together two of the three highest single-season passing totals in school history (3,273 yards in 2017, 3,297 yards in 2018) and ranked 23rd nationally in scoring offense in 2018. Individually, TU running back Ryquell Armstrong ranked third in the American Athletic Conference and 16th nationally in rushing (109.8 ypg) and wide receiver Randle Jones ranked third in the AAC and 15th nationally in yards per reception (19.35 avg.) in '18. Armstrong went on to be selected in the fifth round of the 2019 National Football League Draft by the Jacksonville Jaguars.

Prior to his successful two-year tenure at Temple, Patenaude spent five seasons as the offensive coordinator/quarterbacks coach at Coastal Carolina. CCU set nearly every school record for offense during his five years with the Chanticleers, including single-season scoring, total offense, rushing yards and passing yards, while registering three 10-win seasons. Coastal Carolina also produced four finalists for the Walter Payton Award (NCAA Division I FCS Player of the Year) and three NFL draft picks (WR Matt Hazel, RB De'Angelo Henderson and RB Lorenzo Taliaferro) during Patenaude's five years with the Chants.

Twelve of Patenaude's 28 years as a collegiate coach have been spent as an offensive coordinator, including each of the last 11 at Temple (2017-18), Coastal Carolina (2012-16), Georgetown (2010-11), and Hofstra (2008-09). He also served as offensive coordinator for one season at Columbia (2001).

Patenaude's career also includes two seasons as the head coach at the University of New Haven (2002-03), where he produced the program's first NFL product in eight years (Phil Bogle) before the program was disbanded following the 2003 season. He has also served as an assistant coach at Hofstra (2007 – passing game coordinator/quarterbacks), Holy Cross (2004-05 – running backs; 2006 – wide receivers/special teams coordinator), Columbia (1998-1999 – wide receivers; 2000 – quarterbacks/wide receivers), Fordham (1994 – tight ends; 1995 – wide receivers; 1996-97 – quarterbacks/wide receivers), Springfield (Mass.) (1992-93 – running backs/wide receivers) and the U.S. Coast Guard Academy (1991 – running backs). He and Collins first coached together at Fordham in 1996, when Collins served as linebackers coach for the Rams.

Patenaude, 51, was a three-year starter at quarterback and free safety at Central Connecticut State. He graduated from CCSU in 1990 and earned a master's from Springfield in 1993. He and his wife, Christine, have two daughters: Eva and Estelle.

### THE PATENAUE FILE

#### PERSONAL

**Education** ..... Central Connecticut State, 1990 (bachelor's)  
Springfield College, 1993 (master's)

**Family** ..... wife: Christine; daughters: Eva & Estelle

#### PLAYING EXPERIENCE

1987-90 ..... QB/FS, Central Connecticut State

#### COACHING EXPERIENCE


1991 ..... Running backs, U.S. Coast Guard Academy  
1992-93 ..... Running backs/wide receivers, Springfield (Mass.)  
1994 ..... Tight ends, Fordham  
1995 ..... Wide receivers, Fordham  
1996-97 ..... Quarterbacks/wide receivers, Fordham  
1998-99 ..... Wide receivers, Columbia  
2000 ..... Quarterbacks/wide receivers, Columbia  
2001 ..... Offensive coordinator/quarterbacks, Columbia  
2002-03 ..... Head coach, New Haven  
2004-05 ..... Running backs, Holy Cross  
2006 ..... Wide receivers/special teams coord., Holy Cross  
2007 ..... Passing game coordinator/quarterbacks, Hofstra  
2008-09 ..... Offensive coordinator/quarterbacks, Hofstra  
2010-11 ..... Offensive coordinator/quarterbacks, Georgetown  
2012-16 ..... Offensive coordinator/QBs, Coastal Carolina  
2017-18 ..... Offensive coordinator/quarterbacks, Temple  
**2019..... Offensive coordinator/QBs, Georgia Tech**

### WHAT GEOFF COLLINS IS SAYING ABOUT DAVE PATENAUE

*"Dave has produced record-setting offenses his entire career. He did a great job for us the last two years at Temple. I'm excited about the fast-paced, spread, pro-style offense that we're going to run here at Georgia Tech. With his experience, the transition is going to be awesome."*







## ANDREW THACKER

### DEFENSIVE COORDINATOR / LINEBACKERS

FURMAN, 2007 • 1ST SEASON AT GEORGIA TECH

@\_COACHTHACKER

Andrew Thacker is in his first season as defensive coordinator at Georgia Tech.

A metro-Atlanta native (Cartersville, Ga.), Thacker came to The Flats after two seasons on Georgia Tech head coach Geoff Collins' staff at Temple. He coaches the Yellow Jackets' linebackers in addition to his duties as defensive coordinator.

Thacker was promoted to Temple's defensive coordinator in 2018 after joining Collins' TU staff in 2017 as linebackers coach. With Thacker as coordinator, Temple's defense scored eight defensive touchdowns (No. 1 nationally), forced 31 turnovers (No. 3 nationally), recovered 13 turnovers (No. 3 nationally) and intercepted 18 passes (No. 4 nationally) in 2018.

Thacker helped produce one of the AAC's highest-ranked defenses during his one season as the defensive coordinator at Temple. In addition to ranking among the nation's top three teams in defensive touchdowns, turnovers, fumble recoveries and interceptions, the Owls were among the AAC's top three teams in total defense (second), passing defense (second), three-and-outs (second) and scoring defense (third). As linebackers coach in 2017, he helped TU rank among the top teams nationally in both sacks (11th) and tackles for loss (11th).

Prior to his two seasons at Temple, Thacker spent the 2016 season in the Atlanta area as linebackers coach at Kennesaw State, where he helped the Owls lead the Big South in scoring defense and rushing defense and rank second in total defense.

His career also includes stints as a full-time assistant at UCF (2015 – safeties) and Southern Miss (2013 – safeties). He has also served as a defensive assistant with the Atlanta Falcons (2014), a graduate assistant at Oklahoma State (2010-12 – linebackers) and a graduate assistant at UCF (2008-09 – linebackers). As a G.A. at UCF, Thacker worked under Collins, who was the Knights' linebackers coach at the time.

Thacker was a four-year starter at safety at Furman (2004-07), where he was named the 2004 Southern Conference Freshman of the Year. He graduated from Furman in 2007 with bachelor's degrees in political science and Spanish. He and his wife, Liza, have a daughter, Caroline, and a son, Bear.

### THE THACKER FILE

#### PERSONAL

**Hometown** ..... Cartersville, Ga.  
**Education** ..... Furman, 2007 (B.A. political science, B.A. Spanish)  
**Family** ..... wife: Liza; daughter: Caroline; son: Bear

#### PLAYING EXPERIENCE

2004-07 ..... S, Furman

#### COACHING EXPERIENCE

2008-09 ..... Graduate assistant (linebackers), UCF  
 2010-12 ..... Graduate assistant (linebackers), Oklahoma State  
 2013 ..... Safeties, Southern Miss  
 2014 ..... Defensive assistant, Atlanta Falcons  
 2015 ..... Safeties, UCF  
 2016 ..... Linebackers, Kennesaw State  
 2017 ..... Linebackers, Temple  
 2018 ..... Defensive coordinator/linebackers, Temple  
**2019..... Defensive coordinator/LBs, Georgia Tech**

### WHAT GEOFF COLLINS IS SAYING ABOUT ANDREW THACKER

*"Andrew did a really good job for us the last two years as defensive coordinator and linebackers coach [at Temple]. He helped put together one of the best defenses in the American Athletic Conference due to his connection with the players, his motivation and his knowledge of the game. His stepdad [former Gainesville H.S. head coach Bruce Miller] was a legendary high-school coach in the state of Georgia. I'm excited to have him back home."*





## NATHAN BURTON

### CO-DEFENSIVE COORDINATOR / SAFETIES

GEORGIA TECH, 2005 • 1ST SEASON AT GEORGIA TECH

 @COACH\_NBURTON

Georgia Tech graduate and football letterwinner Nathan Burton returned to his alma mater in 2019 as the Yellow Jackets' co-defensive coordinator and safeties coach.

A 2005 Georgia Tech graduate and four-year letterwinner for the Yellow Jackets from 2001-04, Burton returned to The Flats after spending the 2018 season as defensive backs coach on Georgia Tech head coach Geoff Collins' staff at Temple. With Burton coaching Temple's DBs, the Owls ranked fifth nationally with 18 interceptions in 2018.

In addition to being a student-athlete at Tech, he also served as a graduate assistant under head coaches Chan Gailey and Paul Johnson from 2005-08.

Prior to Burton's successful season at Temple, he spent the 2017 season in the Atlantic Coast Conference as a defensive quality-control assistant at NC State. His 14-year coaching career includes five seasons as a defensive coordinator – three at West Alabama (2014-16) and two at Shorter (2012-13). His unit at West Alabama led the NCAA Division II Gulf South Conference in rushing defense in 2015 and in total defense, pass defense and interceptions in 2014. At Shorter, he directed the GSC's No. 2-ranked defense and helped guide the Hawks to a winning record in their transitional season from NAIA to Division II in 2012.

An Atlanta-metro area native (Lilburn, Ga.), Burton's resume also includes two seasons as linebackers and secondary coach at Tennessee-Martin (2010-11) and one season as a graduate assistant at Oklahoma State (2009) to go along with his four seasons as a G.A. at Georgia Tech. The Yellow Jackets earned bowl berths in each of his eight seasons as a student-athlete and graduate assistant, including three bowl wins as a player (2001 Seattle Bowl, 2004 Humanitarian Bowl and 2004 Champs Sports Bowl) and appearances in the 2007 Gator Bowl and 2008 Chick-fil-A Bowl as a grad assistant.

Burton came to Georgia Tech as a walk-on but went on to earn a scholarship and four letters as a safety. "The Admiral," as he was known to teammates, was named the Yellow Jackets' Lifter of the Year in 2004 in recognition of his production in the weightroom. He graduated from Tech in 2005 with a bachelor's degree in applied biology.

Burton was a two-time all-Gwinnett County selection as a wide receiver and quarterback at Greater Atlanta Christian School. He and his wife, Britney (also a member of Georgia Tech's Class of 2005), have four sons: Charlie, Grady, Isaac and William.

### THE BURTON FILE

#### PERSONAL

**Hometown** ..... Lilburn, Ga.  
**Education** ..... Georgia Tech, 2005 (B.S. applied biology)  
**Family** ..... wife: Britney; sons: Charlie, Grady, Isaac & William

#### PLAYING EXPERIENCE

2001-04 ..... S, Georgia Tech

#### COACHING EXPERIENCE

2005-08 ..... Graduate assistant, Georgia Tech  
 2009 ..... Graduate assistant, Oklahoma State  
 2010-11 ..... Linebackers/secondary, Tennessee-Martin  
 2012-13 ..... Defensive coordinator, Shorter  
 2014-16 ..... Defensive coordinator, West Alabama  
 2017 ..... Quality control assistant (defense), NC State  
 2018 ..... Defensive backs, Temple  
**2019** ..... **Co-defensive coordinator/safeties, Georgia Tech**

### WHAT GEOFF COLLINS IS SAYING ABOUT NATHAN BURTON

*"Nathan is a Georgia Tech grad. He has a tremendous amount of energy and is innovative. He was a great player, then a great graduate assistant for us at Georgia Tech. It's been a pleasure following his career. He did a great job for us in the secondary at Temple, producing one of the top pass defenses in America. I'm excited to bring his expertise to Georgia Tech."*





# TASHARD CHOICE

## RUNNING BACKS / OFFENSIVE RECRUITING COORDINATOR

GEORGIA TECH, 2007 • 1ST SEASON AT GEORGIA TECH

@COACHCHOICE

Tashard Choice, a two-time Atlantic Coast Conference rushing champion at Georgia Tech and former National Football League running back, returned to The Flats in 2019 as the Yellow Jackets' running backs coach.

Choice came back to Georgia Tech after serving as the running backs coach at the University of North Texas in 2018. He was one of six finalists for *FootballScoop's* 2018 Running Backs Coach of the Year award, joining a group that also includes Oklahoma's Jay Boulevard and Clemson's Tony Elliott.

Before entering the coaching ranks, Choice enjoyed a six-year NFL career, playing in 88 games with the Dallas Cowboys (2008-11), Washington Redskins (2011), Buffalo Bills (2011-13) and Indianapolis Colts (2013). He totaled more than 2,000 yards as a pro (1,579 rushing, 574 receiving and 89 on kick returns) and scored 10 touchdowns.

The Jonesboro, Ga. native began his coaching career as an intern with the Dallas Cowboys in 2016, where he helped spur Cowboys running back Ezekiel Elliott to one of the best rookie campaigns in NFL history. His stint with the Cowboys was followed by a pair of record-breaking seasons at UNT, first as an offensive quality control assistant in 2017, then as running backs coach in 2018.

In his two seasons on the UNT staff, the Mean Green posted back-to-back nine-win seasons for the first time since the program joined the NCAA Division I FBS ranks in 1995.

Under Choice's tutelage as running backs coach in 2018, UNT sophomore running back Deandre Torrey amassed 1,182 yards from scrimmage (977 rushing, 205 receiving) and scored 17 touchdowns, en route to being named second-team all-Conference USA. Making Torrey's development even more impressive is the fact that he didn't enter the starting lineup until nearly midway through the season, as UNT junior Loren Easley was C-USA's leading rusher with 386 yards in four games before he sustained a season-ending injury.

Choice also assisted with the UNT's running backs in his quality-control role in 2017 and played a part in all of the Mean Green's running backs averaging at least 5 yards per carry, led by second-team all-C-USA selection Jeffrey Wilson (1,215 yards and 16 touchdowns in just 11 games, good for the nation's second-highest yards-per-game average — 110.5 ypg).

One of the most decorated running backs in Georgia Tech history, Choice was a Yellow Jacket from 2005-07 after transferring to Tech from Oklahoma. In just three seasons on The Flats, he ran for 3,365 yards and scored 28 touchdowns, which ranks fourth and sixth in Georgia Tech history, respectively.

He led the ACC in rushing as a junior in 2006 (1,473 yards) and a senior in 2007 (1,379 yards). He is the only Yellow Jacket to ever lead the ACC in rushing twice and is one of only three Jackets to ever post two 1,000-yard rushing seasons.

A first-team all-ACC honoree as a senior and a second-team selection as a junior, Choice was also recognized as an honorable-mention all-American as a senior in 2007. He will be inducted into the Georgia Tech Sports Hall of Fame in October.

A two-time member of the ACC academic honor roll, Choice graduated from Tech in 2007 with a bachelor's degree in history, technology and society.

He married his wife, Rebecca, in February 2019.

### THE CHOICE FILE

#### PERSONAL

**Hometown** ..... Jonesboro, Ga.  
**Education** ..... Georgia Tech, 2007  
 (B.S. history, technology and society)  
**Family** ..... wife: Rebecca

#### PLAYING EXPERIENCE

2004 ..... RB, Oklahoma  
 2005-07 ..... RB, Georgia Tech  
 2008-11 ..... RB, Dallas Cowboys  
 2011 ..... RB, Washington Redskins  
 2011-13 ..... RB, Buffalo Bills  
 2013 ..... RB, Indianapolis Colts

#### COACHING EXPERIENCE


2016 ..... Intern, Dallas Cowboys  
 2017 ..... Quality control assistant (offense), North Texas  
 2018 ..... Running backs, North Texas  
**2019 ..... Running backs/  
 off. recruiting coordinator, Georgia Tech**

### WHAT GEOFF COLLINS IS SAYING ABOUT TASHARD CHOICE

*"It's good to have Tashard back home on The Flats. He was a great running back for us here at Georgia Tech, was a great player in the NFL and did a really good job at the University of North Texas, where he was named one of the top six running back coaches in America. He's a relentless recruiter, has an enthusiastic personality and is engaging with recruits and our current players. It's exciting to have him back home and great to have him around our guys."*







## MARCO COLEMAN

### DEFENSIVE ENDS / OUTSIDE LINEBACKERS

FLAGLER, 2015 • 1ST SEASON AT GEORGIA TECH

@MARCOCOLEMAN\_GT

Georgia Tech Athletics Hall of Famer and two-time first-team all-American Marco Coleman returned to Tech in 2019 as defensive ends/outside linebackers coach.

Coleman, who played 14 seasons in the National Football League (1992-2005) after his hall-of-fame career at Georgia Tech (1989-91), joined the Yellow Jackets' coaching staff after spending the 2018 season as an assistant defensive line coach for the National Football League's Oakland Raiders.

A Dayton, Ohio native, Coleman racked up 27.5 sacks and 50 tackles for loss in just three seasons as an outside linebacker for the Yellow Jackets, which were both school records at the end of his playing career and remain ranked fourth in the program's all-time annals despite the fact that he played in only 34 collegiate games. He was named first-team all-America and all-Atlantic Coast Conference as a sophomore (1990) and junior (1991). As a sophomore in 1990, he led the ACC with 13 sacks and helped Georgia Tech claim its fourth national championship with an 11-0-1 campaign and a convincing 45-21 win over Nebraska in the Florida Citrus Bowl.

He left Georgia Tech following his junior season and was selected No. 12 overall by the Miami Dolphins in the 1992 NFL Draft. He went on to play 14 seasons in the NFL with the Dolphins (1992-95), San Diego Chargers (1996-98), Washington Redskins (1999-2001), Jacksonville Jaguars (2002), Philadelphia Eagles (2003) and Denver Broncos (2004-05). He was named Sports Illustrated's 1992 NFL Rookie of the Year after tallying 84 tackles and six sacks and went on to record 610 tackles, 65.5 sacks and 18 forced fumbles in 14 pro seasons. He earned a spot in the Pro Bowl after registering a career-high 12 sacks for the Redskins in 2000.

After retiring from the NFL following the 2005 campaign, Coleman began a career in finance, eventually becoming managing partner at Matador Financial. He returned to the NFL on a full-time basis in 2018 as the Raiders' assistant defensive line coach. His coaching experience also includes stints as a coaching fellow with the Philadelphia Eagles and defensive coordinator at Mandarin H.S. in Jacksonville, Fla., both in 2017.

Coleman majored in management as a student-athlete at Georgia Tech and completed coursework for a bachelor's degree in business from Flagler College in 2015. He was inducted to the GT Athletics Hall of Fame in 2001, his first year of eligibility. He and his wife, Katrina, have three children: Kabrione, Kennedy and Kenneth.

### THE COLEMAN FILE

#### PERSONAL

**Hometown** ..... Dayton, Ohio.

**Education** ..... Flagler, 2015 (B.S. business administration)

**Family** ..... wife: Katrina; daughters: Kabrione & Kennedy;  
son: Kenneth

#### PLAYING EXPERIENCE

1989-91 ..... OLB, Georgia Tech

1992-95 ..... DE/OLB, Miami Dolphins

1996-98 ..... DE/OLB, San Diego Chargers

1999-2001 ..... DE/OLB, Washington Redskins

2002 ..... DE/OLB, Jacksonville Jaguars

2003 ..... DE/OLB, Philadelphia Eagles

2004-05 ..... DE/OLB, Denver Broncos

#### COACHING EXPERIENCE

2017 ..... Coaching fellow, Philadelphia Eagles

2017 ..... Defensive coordinator, Mandarin (Fla.) H.S.

2018 ..... Assistant defensive line, Oakland Raiders

**2019..... Outside linebackers/  
defensive ends, Georgia Tech**

### WHAT GEOFF COLLINS IS SAYING ABOUT MARCO COLEMAN

*"We are excited to welcome Marco back to The Flats after his amazing playing and coaching career in the NFL. He is a tremendous representative of what it truly means to be a Georgia Tech student-athlete and we're proud to have brought him home."*





## KERRY DIXON

### WIDE RECEIVERS

HAMPTON, 2004 • 1ST SEASON AT GEORGIA TECH

 @COACH\_K2

A 12-year collegiate coaching veteran, Kerry Dixon is in his first season as wide receivers coach at Georgia Tech.

Dixon came to The Flats from Toledo, where he was running backs coach in 2018.

Prior to Toledo, he was the wide receivers coach at Florida from 2015-17, where he was named one of the nation's top 25 recruiters by Rivals. Dixon and Georgia Tech head coach Geoff Collins were on the Florida staff together in 2015 and 2016 (Collins served as the Gators' defensive coordinator).

In his lone season as running backs coach at Toledo, Dixon helped the Rockets compile the Mid-American Conference's No. 2 rushing offense (223.6 ypg) and earn a berth in the Makers Wanted Bahamas Bowl, while mentoring three different RBs (all underclassmen) that rushed for at least 500 yards on the season.

Prior to his arrival at Toledo, he spent three seasons as wide receivers coach at Florida, where he mentored two of the three freshmen to ever record 100-yard receiving games for the Gators (Antonio Callaway in 2015 and Tyrie Cleveland in 2016). Under Dixon's tutelage, Callaway, now a member of the NFL's Cleveland Browns, went on to become the third-fastest UF player to reach 1,000 career receiving yards (17 games).

Dixon's coaching career also includes successful stints as an assistant at Florida International (2014 – running backs), Florida Atlantic (2012-13 – running backs), Montana State (2010-11 – running backs), Stillman (2009 – offensive coordinator), Texas Southern (2008 – quarterbacks), Morgan State (2007 – quarterbacks) and Booker T. Washington H.S. in Houston, Texas (2005-06 – assistant coach).

A Houston native, Dixon played quarterback and wide receiver at Baylor (2000-01) and Hampton (2002-03). He made two starts at QB as a freshman at Baylor and was a team captain as a senior signal-caller at Hampton. He received a bachelor's degree in political science from Hampton in 2004. Dixon and his wife, Robin, have three children: Charlee, Kerry and Rylee.

### THE DIXON FILE

#### PERSONAL

**Hometown** ..... Houston, Texas  
**Education** ..... Hampton, 2004 (B.A. political science)  
**Family** ..... wife: Robin; daughters: Charlee & Rylee;  
 son: Kerry

#### PLAYING EXPERIENCE

2000-01 ..... QB/WR, Baylor  
 2002-03 ..... QB, Hampton

#### COACHING EXPERIENCE

2005-06 ..... Asst. coach, Booker T. Washington (Texas) H.S.  
 2007 ..... Quarterbacks, Morgan State  
 2008 ..... Quarterbacks, Texas Southern  
 2009 ..... Offensive coordinator, Stillman  
 2010-11 ..... Running backs, Montana State  
 2012-13 ..... Running backs, Florida Atlantic  
 2014 ..... Running backs, Florida International  
 2015-17 ..... Wide receivers, Florida  
 2018 ..... Running backs, Toledo  
**2019..... Wide receivers, Georgia Tech**

### WHAT GEOFF COLLINS IS SAYING ABOUT KERRY DIXON

*"Kerry and I worked together at the University of Florida and I watched first-hand the type of wide-receiver play that he developed. He's a relentless recruiter, a tireless worker and always has a positive attitude. He possesses a knowledge of the game from all of the positions on offense. I'm really excited about him joining the Georgia Tech football family."*





# LARRY KNIGHT

## DEFENSIVE LINE / DEFENSIVE RECRUITING COORDINATOR

CENTRAL MICHIGAN, 2010 • 1ST SEASON AT GEORGIA TECH

@SIRKNIGHT95

Larry Knight is in his first season as Georgia Tech's defensive line coach and defensive recruiting coordinator.

Knight came to Georgia Tech from Temple, where he was a member of head coach Geoff Collins' staff for two seasons (2017-18).

Knight held many roles at Temple, initially joining Collins' staff as a quality-control assistant for defense and recruiting in 2017, then being elevated to director of player personnel in February 2018 before being promoted once again to outside linebackers coach/defensive recruiting coordinator a month later. In 2018, he was part of a defensive staff that helped Temple rank among the top four teams nationally in defensive touchdowns (8 – first), forced turnovers (31 – third), fumble recoveries (13 – third) and interceptions (18 – fourth) and among the American Athletic Conference's top three teams in total defense (second), passing defense (second), three-and-outs (second) and scoring defense (third).

No stranger to the Atlanta area, Knight also spent two seasons as outside linebackers coach at Georgia State (2015-16). His resume also includes stints at Tennessee (2013-14) and Cincinnati (2011-12).

Prior to his successful two-year stint at Temple, Knight served as the outside linebackers coach at Georgia State in 2015 and 2016. In 2015, he helped coach the most-improved defense in NCAA Division I FBS, as the Panthers allowed 15 points per game less than they did the season prior to his arrival and earned their first-ever bowl bid.

Knight also spent a total of four seasons working under his collegiate head coach, Butch Jones, first at Cincinnati (2011-12), then at Tennessee (2013-14).

As a graduate assistant (2013) and quality-control assistant (2014) at Tennessee, he worked directly with the Vols' defensive linemen and linebackers, including all-Southeastern Conference selections Derek Barnett and Curt Maggitt, who combined for 21 sacks in 2014 (the third-most by any duo in the nation), and helped put together a pair of top-five-ranked recruiting classes.

As a graduate assistant at Cincinnati (2011-12), he helped lead the Bearcats to back-to-back Big East championships and bowl victories.

Among the notable student-athletes that he has mentored over the course of his career are Derek Wolfe and John Hughes at Cincinnati (second- and third-round NFL draft picks, respectively), Barnett at Tennessee (first-round NFL draft pick and Super Bowl LII champion with the Philadelphia Eagles) and Sam Franklin at Temple (the first player in TU history to record a "defensive cycle" with a tackle for loss, sack, forced fumble, fumble recovery and interception in the same game).

Knight was an all-Mid-American Conference defensive end at Central Michigan from 2006-09, where he racked up 123 career tackles, 25 tackles for loss and 13.5 sacks and helped CMU to three MAC titles, four bowl berths and a No. 23 national ranking in 2009.

He earned a bachelor's degree in entrepreneurship and marketing from CMU in 2010.

### THE KNIGHT FILE

#### PERSONAL

**Hometown** ..... Augusta, Ga.

**Education** ..... Central Michigan, 2010  
(B.S. entrepreneurship and marketing)

#### PLAYING EXPERIENCE

2006-09 ..... DE, Central Michigan

#### COACHING EXPERIENCE

2011-12 ..... Graduate assistant, Cincinnati

2013 ..... Graduate assistant, Tennessee

2014 ..... Quality control assistant (linebackers), Tennessee

2015-16 ..... Outside linebackers, Georgia State

2017 ..... Quality control assistant (defense/recruiting), Temple

2018 ..... Outside linebackers/defensive recruiting coord./  
pro liaison, Temple

**2019..... Defensive line/  
def. recruiting coordinator, Georgia Tech**

### WHAT GEOFF COLLINS IS SAYING ABOUT LARRY KNIGHT

*"Larry did a great job for us the last two years at Temple. He's from Georgia, has a lot of connections in the Southeast and is a relentless recruiter. He has a positive attitude, he's great to have around the organization and is a positive role model for student-athletes."*







## JEFF POPOVICH

### CORNERBACKS / DEFENSIVE SPECIAL TEAMS COORDINATOR

MIAMI (FLA.), 2000 • 1ST SEASON AT GEORGIA TECH

@COACHPOPOVICH

Jeff Popovich joined Georgia Tech's football staff in 2019 as cornerbacks coach and defensive special teams coordinator (kickoff and punt coverage).

Popovich has 14 years of coaching experience at the collegiate and professional levels, most recently as cornerbacks coach at Boise State in 2018. In his lone season on Boise State's staff, the Broncos ranked among the nation's top 40 teams in third-down defense (.311), takeaways (24), scoring defense (22.1 ppg) and total defense (355.9 ypg).

He and Georgia Tech head coach Geoff Collins first coached together as members of Florida International's staff in 2010 (Collins as defensive coordinator, Popovich as defensive backs coach), where they helped lead FIU to the school's first-ever Conference USA championship and bowl berth.

Popovich's 14-year career includes 12 seasons at the NCAA Division I FBS level at Boise State, UTSA (cornerbacks coach — 2013-15), Florida International (defensive backs — 2007-12) and his alma mater, Miami (Fla.) (graduate assistant — 2005-06). In addition to serving as DBs coach at FIU, Popovich was also the program's pro liaison for his entire six-season stint and was the Panthers' special teams coordinator in his final season (2012). He also spent two seasons with the NFL's Indianapolis Colts, first as an assistant to head coach Chuck Pagano in 2016, then as a defensive quality control assistant in 2017.

A Tucson, Ariz. native, Popovich walked on at Miami but became a major contributor for the Hurricanes as a defensive back and special teams standout, recording 154 tackles in 46 career games (1996-99). He was a three-time academic all-Big East honoree and went on to play professionally for the Tampa Bay Buccaneers (2000), NFL Europe's Barcelona Dragons (2001) and the Atlanta Falcons (2001).

Popovich earned bachelor's (biomedical engineering — 2000) and master's (international finance — 2007) degrees from Miami. He and his wife, Lara, have two daughters — Sayle and Copeleigh.

#### THE POPOVICH FILE

##### PERSONAL

**Hometown** ..... Tucson, Ariz.  
**Education** ..... Miami (Fla.), 2000 (B.S. biomedical engineering)  
 Miami (Fla.), 2007 (M.S. international finance)  
**Family** ..... wife: Lara; daughters: Sayle & Copeleigh

##### PLAYING EXPERIENCE

1996-99 ..... DB, Miami (Fla.)  
 2000 ..... DB, Tampa Bay Buccaneers  
 2001 ..... DB, Barcelona Dragons (NFL Europe)  
 2001 ..... DB, Atlanta Falcons

##### COACHING EXPERIENCE

2005-06 ..... Graduate assistant, Miami (Fla.)  
 2007-11 ..... Defensive backs/pro liaison, Florida International  
 2012 ..... DBs/special teams coordinator/pro liaison,  
 ..... Florida International  
 2013-15 ..... Cornerbacks, UTSA  
 2016 ..... Assistant to the head coach, Indianapolis Colts  
 2017 ..... Quality control asst. (defense), Indianapolis Colts  
 2018 ..... Cornerbacks, Boise State  
**2019 ..... Cornerbacks/defensive special teams  
 coordinator, Georgia Tech**

#### WHAT GEOFF COLLINS IS SAYING ABOUT JEFF POPOVICH

*"I'm very excited that Jeff joined our coaching staff here in Atlanta. We had great success together at FIU coaching an elite, conference-championship defense. He brings tremendous energy, enthusiasm and expertise to our secondary and our special teams at Georgia Tech."*





## CHRIS WIESEHAN

### TIGHT ENDS / TACKLES / OFFENSIVE SPECIAL TEAMS COORDINATOR

WABASH, 1994 • 1ST SEASON AT GEORGIA TECH

 @COACHWIESEHAN

One of the nation's most versatile offensive coaches, 25-year coaching veteran Chris Wiesehan is in his first season as Georgia Tech's tight ends and tackles coach, as well as offensive special teams coordinator (field goal/PAT/kickoff and punt returns).

Wiesehan's 25 years of coaching includes experience at both the collegiate and professional levels. Wiesehan spent the past five seasons at Temple, including the last two under current Georgia Tech head coach Geoff Collins. As the Owls' offensive line coach/run-game coordinator in 2018, all five of his regular starters — including two true-freshman tackles — earned all-Eastern College Athletic Conference (ECAC) recognition while paving the way for TU running back Ryquell Armstrong to rank second in the American Athletic Conference and 14th nationally in rushing (109.8 ypg).

In recognition of his efforts, Wiesehan was nominated for the 2018 Broyles Award, given to college football's top assistant coach.

His five years at Temple included four seasons as the Owls' offensive line coach (2014-15; 2017-18) and one as running backs coach (2016). In his lone season with TU's running backs, he coached the only pair of RBs in the nation to each rush for at least 900 yards and 13 touchdowns (Jahad Thomas and Armstrong).

Wiesehan's versatility as an offensive coach has been evident throughout his career, as he has coached every offensive position except for quarterback and had multiple players selected in the NFL Draft at each position during the course of his 25 years in the profession. In his five seasons at Temple alone (2014-18), eight of Wiesehan's pupils went on to play in the NFL, including 2017 second-round pick Dion Dawkins (Buffalo Bills).

In addition to his five years at Temple, his resume includes stints with Hawai'i (running backs/offensive line — 2012-13), the Canadian Football League's Winnipeg Blue Bombers (wide receivers — 2010-11), UCLA (tight ends — 2009), Syracuse (offensive line — 2007-08), James Madison (offensive line — 2006), the NFL's Tampa Bay Buccaneers (offensive assistant — 2005), Northern Arizona (wide receivers/offensive line — 2001-04), Buffalo (wide receivers/offensive line — 1999-2000), Notre Dame (tight ends — 1997-98), Purdue (tight ends — 1996) and Fort Hays State (wide receivers — 1994-95).

Wiesehan was an all-America wide receiver at Wabash (Ind.) College from 1990-93 and still holds the NCAA Division III national record for all-purpose yards per play in a career (16.0 — 4,825 total yards in 301 plays). He graduated from Wabash in 1994 with a bachelor's degree in English and was inducted into the school's athletics hall of fame in 2014. He has also coached five student-athletes that have been inducted into various halls of fame — Matt Light (New England Patriots HOF), Terence Edwards (Winnipeg Blue Bombers HOF), Clarence Moore (Northern Arizona University HOF), Drew Haddad (University at Buffalo HOF) and Lance Schwindt (Fort Hays State HOF).

A St. Louis, Mo. native, Wiesehan and his wife, Renee, have a son, Colton.

### THE WIESEHAN FILE

#### PERSONAL

**Hometown** ..... St. Louis, Mo.  
**Education** ..... Wabash, 1994 (B.A. English)  
**Family** ..... wife: Renee; son: Colton

#### PLAYING EXPERIENCE

1990-93 ..... WR, Wabash


#### COACHING EXPERIENCE

1994-95 ..... Wide receivers, Fort Hays State  
1996 ..... Tight ends, Purdue  
1997-98 ..... Tight ends, Notre Dame  
1999 ..... Wide receivers, Buffalo  
2000 ..... Offensive line, Buffalo  
2001, 2004 ..... Wide receivers, Northern Arizona  
2002-03 ..... Offensive line, Northern Arizona  
2005 ..... Offensive assistant, Tampa Bay Buccaneers  
2006 ..... Offensive line, James Madison  
2007-08 ..... Offensive line, Syracuse  
2009 ..... Tight ends, UCLA  
2010-11 ..... Wide receivers, Winnipeg Blue Bombers (CFL)  
2012 ..... Offensive line/run game coordinator, Hawai'i  
2013 ..... Running backs, Hawai'i  
2014-15 ..... Offensive line, Temple  
2016 ..... Running backs, Temple  
2017-18 ..... Offensive line/run game coordinator, Temple  
**2019..... Tight ends/offensive special teams coordinator, Georgia Tech**

### WHAT GEOFF COLLINS IS SAYING ABOUT CHRIS WIESEHAN

*"Chris is a tireless worker. The offensive line the last two years at Temple was really, really good. He developed two true-freshman offensive tackles that ended up starting for us. Chris will do a masterful job at re-introducing the tight end position that hasn't existed here for 11 years. He's a relentless recruiter and a positive person to have around our players."*





## VINCE SINAGRA

### CHIEF OF STAFF

RHODE ISLAND, 1975

1ST SEASON AT GEORGIA TECH

@COACHSINAGRA

Vince Sinagra joined Georgia Tech football as head coach Geoff Collins' chief of staff in 2019. A football coach and administrator for the past 43 years, Sinagra is responsible for assisting Collins with oversight of all aspects of the Georgia Tech football program.

Sinagra came to Georgia Tech from Temple, where he held the same position on Collins' staff for two seasons (2017-18).

Prior to joining Collins at Temple in 2017, Sinagra was a coach for 41 years (32 at the collegiate level), including five seasons as the head coach at Anna Maria College, an NCAA Division III program in Paxton, Mass. from 2012-16.

Sinagra's career also includes stints as a collegiate assistant coach at Anna Maria (defensive coordinator – 2010-11), Norfolk State (linebackers – 2008-09), VMI (defensive coordinator – 2006-07), Stony Brook (defensive coordinator – 2004-05), Holy Cross (linebackers/special teams coordinator – 1999-2003), Hofstra (defensive coordinator – 1998; wide receivers – 1993), Fordham (defensive coordinator – 1994-97), Bloomsburg (defensive coordinator – 1988-93) and Rhode Island (defensive line – 1976-77). Collins served as a graduate assistant and coached linebackers under Sinagra at Fordham in 1996.

Sinagra also served as athletics director for six years at Milford (Conn.) Academy (1981-87). He was Milford Academy's football head coach from 1978-81. A Brooklyn, N.Y. native, Sinagra was a three-year starter at defensive tackle at Rhode Island, where he earned a bachelor's degree in physical education and health in 1975 and a master's in physical education, health and recreation in 1983. He played professionally for the Philadelphia Bell of the World Football League and the Toronto Argonauts of the Canadian Football League.

Sinagra is joined in the Georgia Tech family by his wife, Elise.



## PATRICK SUDDES

### GENERAL MANAGER

ALABAMA, 2005

1ST SEASON AT GEORGIA TECH

@PATRICKSUDDES

Patrick Suddes, an Atlanta native who has spent the previous three seasons at Auburn, including the last two as assistant athletics director for football, became Georgia Tech football's general manager in 2019. Suddes' responsibilities include directing the Yellow Jackets' recruiting office and roster management.

Suddes, who has worked exclusively with Power Five conference programs and NFL organizations over the course of his 15-year career, arrived at Georgia Tech after three seasons at Auburn (2016-18), first as the Tigers' director of player personnel, then as assistant A.D. for football. In his role at Auburn, he oversaw player personnel and worked directly with head coach Gus Malzahn on roster management.

Prior to his three-year stint at Auburn, Suddes spent two seasons as assistant A.D. for recruiting at Arizona State, one season as director of player personnel at Texas (2013) and six seasons as associate director of football operations at Alabama (2007-13). He worked with Collins at Alabama, when Collins was the Crimson Tide's director of player personnel in 2007.

Before his arrival at Alabama, Suddes also worked under head coach Nick Saban with the Miami Dolphins, first as a defensive assistant (2005),

then as an offensive assistant (2006). His career began under Saban as a recruiting intern at LSU in 2004.

Suddes graduated from Marist H.S. in Atlanta, before attending Alabama, where he earned a bachelor's degree in business management in 2005. He and his wife, Rachel, have a son, Lawson.



## LEWIS CARALLA

### HEAD FOOTBALL STRENGTH AND CONDITIONING COACH

DEFIANCE, 2008

1ST SEASON AT GEORGIA TECH

@LEWISCARALLA

With 12 years of experience and having previously served as the head strength and conditioning coach for three different NCAA Division I FBS programs, Lewis Caralla is in his first season as head football strength and conditioning coach at Georgia Tech.


Caralla is familiar with Georgia Tech, having previously served as an assistant strength and conditioning coach for the Yellow Jackets in 2010-11, working with the Jackets' football program and directing the strength program for Tech's nationally ranked golf team.

Prior to his return to The Flats, Caralla spent the 2018 season as the head strength and conditioning coach at Buffalo, where he was named *Football Scoop's* Strength Coach of the Year. In his lone season at Buffalo, Caralla helped turn around a team that went 8-16 over the previous two years into a squad that won the MAC East Division championship and earned the program's first bowl berth since 2013 (and third all-time).

Before his one season at Buffalo, Caralla was director of strength and conditioning at Louisiana-Lafayette (2016-17) and North Texas (2015). His career also includes stints as an assistant strength and conditioning coach at Michigan (2012-14), Mississippi State (2011) and Georgia Tech (2010-11), a graduate assistant at Mississippi State (2009-10) and an intern at Virginia (2008) and South Florida (2007). During his one season as a full-time assistant at Mississippi State in 2011, he worked on the Bulldogs' football staff with Collins, who was MSU's co-defensive coordinator.

Originally from Tarpon Springs, Fla., Caralla was a two-time all-conference running back at Defiance (Ohio) College, where he also earned academic all-conference accolades twice and graduated with a bachelor's degree in wellness and corporate fitness in 2008. He earned a master's degree in kinesiology from Mississippi State in 2010.

Caralla and his wife, Lori, have three children: Marshall, Ali and Ava.



## RYAN HORTON

### DIRECTOR OF APPLIED SPORTS SCIENCE

OTTERBEIN, 2007

1ST SEASON AT GEORGIA TECH

@COACHRYANHORTON

Ryan Horton is in his first season as Georgia Tech's director of applied sports science. In his role, Horton assists head football strength and conditioning coach Lewis Caralla in applying scientific and innovative methods to the Yellow Jackets' strength-and-conditioning program.

Horton spent the past two seasons at Temple as assistant strength and conditioning coach, working directly with head coach Geoff Collins' football program.

In addition to his two seasons at Temple, Horton also worked with Collins when Collins was the defensive coordinator at Florida International in 2010. Horton was an assistant strength and conditioning coach at FIU for a total of five years (2008-12) and helped the teams he worked directly with (football, women's basketball, volleyball and men's and women's track and field) win five conference championships in five years.




Prior to rejoining Collins at Temple, Horton was the director of strength and conditioning at Elon for three years (2014-16), where he oversaw the strength-and-conditioning program for the Phoenix's 17 sports.

His coaching experience also includes four years as an assistant strength and conditioning coach at Tennessee (2004-08), where he worked with five first-round NFL draft picks and two men's tennis all-Americans.

Away from collegiate sports, Horton has served as director of strength and conditioning at Elkin Sports Performance in Richmond, Va. (2012-14), as well as a trainer at D1 Sports Training in Knoxville, Tenn. and head strength and conditioning coach for the Christian Academy of Knoxville.

A four-year football letterwinner at Otterbein (Ohio) College, Horton earned a bachelor's degree in health and fitness promotions from Otterbein in 2004.

He and his wife, Jennifer, have two dogs: Chompers and Mia.



**ZACH REED**  
**PLAYER DEVELOPMENT COACH**  
TENNESSEE TECH, 2001  
9TH SEASON AT GEORGIA TECH

Zach Reed is in his ninth year as a player development coach at Georgia Tech. In addition to working specifically with the Yellow Jackets' football program, he also oversees strength training for the Jackets' track and field programs. He joined the Georgia Tech staff in January 2011.

Prior to joining Georgia Tech's staff in 2011, Reed was a high school coach at Kennesaw Mountain High School in nearby Kennesaw, Ga. for eight years (2003-10).

He is a NSCA Certified Strength and Conditioning Specialist (CSCS) and is Strength and Conditioning Coach Certified (SCCC) by the Collegiate Strength and Conditioning Coaches Association (CSCCA). Reed is also USAW (USA Weightlifting) and NASM (National Academy of Sports Medicine) Corrective Exercise certified. He regularly competes in Strongman competitions.

Reed was a four-year letterwinner as a defensive lineman at Tennessee Tech, where he earned a bachelor's degree in health and physical education in 2001 and a master's degree in instructional leadership in 2002.

The Atlanta-area native was a three-sport athlete at South Cobb H.S. in Austell, competing in football, track and field and wrestling.



**KYLE SEGER**  
**PLAYER DEVELOPMENT COACH**  
BALL STATE, 2016  
1ST SEASON AT GEORGIA TECH  
@KYLESEGER\_44

Kyle Seger is in his first season with Georgia Tech football after being announced as player development coach in June 2019.

Seger came to The Flats after spending two years as a graduate assistant at Temple University under Georgia Tech head coach Geoff Collins. While at Temple, Seger worked in the development of several players who went on to play in the NFL and was in charge of walk-on lift groups. He also worked extensively with current Georgia Tech director of applied sports science Ryan Horton in utilizing GPS technology for athletes.

Prior to coaching, Seger was a three-year letterwinner at Ball State as a defensive end. Beginning as a walk-on, Seger worked all the way to earning a scholarship his senior season, also garnering the Paul Schudel Strength and Conditioning Award that same year.

Seger is Strength and Conditioning Coach Certified (SCCC) through the Collegiate Strength and Conditioning Coaches Association (CSCCA) and is

also first aid and CPR certified through the American Heart Association.

A Huntingburg, Ind. native, Seger earned a bachelor's degree in exercise science from Ball State (2016) and a master's of education degree from Temple (2019). He resides in Atlanta.



**EDWARD THOMPSON**  
**PLAYER DEVELOPMENT COACH**  
LOUISIANA-LAFAYETTE, 2018  
1ST SEASON AT GEORGIA TECH  
@EDTHOMPSON\_JR

Edward Thompson is in his first season with Georgia Tech football after being announced as player development coach in June 2019.

Thompson joined Georgia Tech after completing an internship with New York Giants, where he assisted with the team's offseason workouts through rookie/mini-camp, and worked directly with running backs, defensive backs and wide receivers. Prior to the Giants, Thompson worked as an assistant strength and conditioning coach at Austin Peay State University, where he oversaw the weight gain/weight loss program for all football student-athletes and worked in team speed/change of direction development.

Before coaching, Thompson was a defensive back at Louisiana-Lafayette. His work on the field led to an internship with the Ragin' Cajuns, working with football, track and field and women's basketball before moving to an intern position with the University of Houston's football team.

A Houston, Texas native, Thompson earned a bachelor's degree from Louisiana-Lafayette in 2018. He and his wife, Moriah, reside in Atlanta.



**SCOTT WALLACE**  
**DIRECTOR OF FOOTBALL OPERATIONS**  
CALIFORNIA (PA.), 2011  
1ST SEASON AT GEORGIA TECH  
@SWALLACE\_DFO

Scott Wallace became Georgia Tech's director of football operations in 2019. In his role, Wallace directs day-to-day operations of the football program and is responsible for the overall management of the football budget, team travel, bowl game coordination and the @CoachCollins Football Camps. He also serves as the liaison between the football program and several areas within the Georgia Tech athletics department, including marketing, development, compliance, equipment and facility operations.

Wallace came to Georgia Tech from Temple, where he spent five seasons (2014-18), including the last four as director of football operations and the last two under Georgia Tech head coach Geoff Collins. Wallace began his stint at TU as the football program's coordinator of internal operations.

Wallace's professional career also includes stints at Delaware (assistant to the director of football operations – 2012-13) and his alma mater, California (Pa.), where he worked in the development department from 2010-11. He has also held roles with the Washington Wild Things minor-league baseball team and served as a high school basketball assistant coach.

After beginning his collegiate career at UMass, Wallace played quarterback and defensive back at California (Pa.) from 2009-11. He earned a bachelor's degree in sports management from the school in 2011.

Wallace and his fiancée, Starrie, have a dog, Roscoe.



**KEVIN CONE**  
**ASSISTANT DIRECTOR OF  
 FOOTBALL OPERATIONS**  
 GEORGIA TECH, 2010  
 3RD SEASON AT GEORGIA TECH  
 @KCONE12

Former Georgia Tech wide receiver Kevin Cone is in his third season as the Yellow Jackets' assistant director of football operations. The Tech alumnus returned to The Flats in 2017.

Cone played wide receiver at Georgia Tech from 2008-10 after transferring from Shorter College following his freshman campaign. He caught six passes for 98 yards and a touchdown as a senior in 2010.

He went on to enjoy a six-year career in professional football, highlighted by three seasons with the Atlanta Falcons (2011-13). He played in 29 games over his three campaigns with the Falcons, including all 16 contests in 2013. He closed his playing career with stints with the Miami Dolphins, Cleveland Browns and the Canadian Football League's Winnipeg Blue Bombers.

Cone, who earned a bachelor's degree in mechanical engineering from Georgia Tech in 2010, worked for renowned engineering firm Morrison Hershfield before returning to The Flats. His ties to Tech run deep, as both of his parents graduated from the Institute and his father, Ronny, played football for the Yellow Jackets (1979-83) before being selected in the 10th round of the 1984 NFL Draft by the New York Jets.

Cone and his wife, Amber, reside in Atlanta.



**PAT BOYLE**  
**FOOTBALL RESEARCH AND  
 ANALYTICS COORDINATOR**  
 TEMPLE, 2012  
 1ST SEASON AT GEORGIA TECH  
 @PAT\_BOYLEGT

Pat Boyle joined Georgia Tech's football staff in 2019 as football research and analytics coordinator. In his role, Boyle collects and analyzes data to assist in all aspects of the Yellow Jackets' football program, including game-planning, in-game strategy and recruiting.

Boyle came to The Flats from Temple, where he performed similar duties as a strategic specialist under head coach Geoff Collins in 2017-18. Prior to Collins' arrival at Temple in 2017, Boyle had spent the previous two seasons (2015-16) as a graduate assistant working in operations and strength and conditioning for the Owls while earning a master's degree in sports business. He also volunteered in TU's weight room during the 2014 campaign.

Boyle was a four-year letterwinner and two-year starter on the offensive line at Temple from 2008-11, earning first-team all-Mid-American Conference recognition as a senior in 2011. He also earned a slew of academic honors, including being named the 2012 PNC Male Student-Athlete of the Year, receiving the 2012 Owl Club Award and being a three-year member of TU's Athletic Director's Honor Roll. He was selected to play in the 2012 NFLPA Collegiate Bowl and played professionally for the Detroit Lions and Washington Redskins.

A Baltimore, Md. native, Boyle earned bachelor's (2012) and master's (2017) degrees from Temple. He married his wife, Ally, in June 2018.



**WILL GLOVER**  
**QUALITY CONTROL SPECIALIST/  
 OFFENSE**  
 CLAYTON STATE, 2009  
 1ST SEASON AT GEORGIA TECH  
 @COACHGLOVER\_GT

Former Georgia Tech football standout Will Glover returned to The Flats in 2019 as an offensive quality-control specialist.

One of the most successful wide receivers in Georgia Tech history, Glover returned to Atlanta after spending the previous four seasons as wide receivers coach at Bethune-Cookman (2015-18). In his four seasons at B-C, he coached a pair of all-Mid-Eastern Athletic Conference wideouts, including first-team honoree Jawill Davis, who went on to sign a free-agent contract with the NFL's New York Giants. His coaching career also includes two seasons at UCF, first as an offensive quality control assistant in 2013, then as a graduate assistant in 2014. In his two seasons at UCF, the Knights produced three receivers that would go on to play in the NFL, including first-round draft pick Breshad Perriman (2015 – Baltimore Ravens).

As a student-athlete at Georgia Tech (1999-2002), Glover caught 122 passes for 1,316 yards for the Yellow Jackets, which still rank sixth and 13th in program history, respectively. The Jackets made four bowl appearances in his four seasons and ranked No. 1 in the country in total offense during his freshman campaign (509.0 ypg in 1999). His time as a student-athlete at Tech coincided with head coach Geoff Collins' first tenure with the Yellow Jackets, as a graduate assistant in 1999-2000, then as tight ends coach in 2001.

Glover signed as a priority free agent with the New York Jets in 2013, then went on to play professionally in the Canadian Football League and NFL Europe. The Tampa, Fla. native earned a bachelor's degree in marketing from Clayton State in 2009. He and his wife, Dr. Rosalind Glover, have two daughters: Ariyah and Amirah.



**JASON SEMORE**  
**QUALITY CONTROL SPECIALIST/  
 DEFENSE**  
 ADAMS STATE, 2005  
 1ST SEASON AT GEORGIA TECH  
 @COACHJSEMORE

Jason Semore is in his first season as a defensive quality control specialist at Georgia Tech.

A former NCAA Division I FCS powerhouse Montana, first as special teams coordinator and secondary coach (2015), followed by two seasons as defensive coordinator (2016-17). He helped lead the Griz to three-straight winning seasons, including an FCS playoffs appearance in 2015, and produced the Big Sky Conference's top-ranked defense in 2016 (349.0 ypg).

Prior to his one season at Temple, Semore spent three seasons at NCAA Division I FCS powerhouse Montana, first as special teams coordinator and secondary coach (2015), followed by two seasons as defensive coordinator (2016-17). He helped lead the Griz to three-straight winning seasons, including an FCS playoffs appearance in 2015, and produced the Big Sky Conference's top-ranked defense in 2016 (349.0 ypg).

Semore's resume also includes a season as defensive coordinator at Colorado School of Mines (2014), two seasons as a defensive assistant at Oklahoma State (2012-13), two seasons as outside linebackers coach at Tulsa (2010-11), two seasons as co-defensive coordinator, special teams coordinator and secondary coach at his alma mater, Adams State (2008-09), a season as secondary coach at Colorado School of Mines (2007) and a season as defensive coordinator at Round Valley H.S. in Springerville, Ariz. Career highlights include a 10-2 season as defensive coordinator at

Colorado School of Mines, bowl appearances in each of his four seasons at Oklahoma State and Tulsa and leading Arizona's Class 3A in total defense, scoring defense and pass defense in his lone season at Round Valley High.

Semore played collegiately at Adams State, where he was a linebacker from 2001-05 and earned a bachelor's degree in history, government and philosophy in 2005. He also has two master's degrees from the University of Phoenix (2007 – criminal justice) and the University of Tulsa (2012 – educational methods). He has two daughters, Paitlyn and Palmer.



## TIM CONNER

### ANALYST/SPECIAL TEAMS

MARYVILLE, 2011

1ST SEASON AT GEORGIA TECH

@COACH\_CONNER

Tim Conner joined Georgia Tech's football staff as a special teams analyst in 2019.

Conner came to Tech from Temple, where he spent two seasons (2017-18) as an offensive analyst and operations assistant under Georgia Tech head coach Geoff Collins.

Prior to joining Collins' staff at Temple, Conner spent two seasons as at Huntingdon College in Montgomery, Ala., first as running backs/H-backs coach (2015), then as wide receivers coach (2016). He played a key role in Huntingdon winning back-to-back USA South Atlantic Conference championships in 2015 and '16, as well as setting a school record with 2,936 rushing yards and tying a program record with 33 rushing touchdowns in 2015. He coached two all-conference honorees with the Hawks.

His coaching career also includes stints at Marietta (Ohio) College (running backs/fullbacks in 2013, receivers and assistant recruiting coordinator in '14) and Centre (Ky.) College (running backs/fullbacks in 2012). He also served as the quarterbacks coach and passing game coordinator at Tavares (Fla.) H.S. in the winter and spring of 2012.

Conner played quarterback at Maryville (Tenn.) College, where he was a team captain as a senior and ranked among the school's all-time top six in six different passing categories at the end of his career. He graduated from Maryville in 2011 with a bachelor's degree in physical education.



## ROD ROOK-CHUNGONG

### STAFF ASSISTANT

GEORGIA TECH, 2016

2ND SEASON AT GEORGIA TECH

@ROOK\_41

Former Georgia Tech defensive end Rod Rook-Chungong is in his second season as a football staff assistant at his alma mater.

Rook-Chungong played in 36 games with 27 starts over his final three seasons as a Yellow Jacket from 2014-16. He started all 13 games as a senior in 2016, when he ranked fourth on the team with 4.5 tackles for loss. For his career, he tallied 63 tackles and nine tackles for loss.

After concluding his playing career and graduating from Tech with a bachelor's degree in literature, media and communication in December 2016, Rook-Chungong turned down an opportunity to pursue a professional playing career to accept a job with Mondelez (formerly Kraft Foods).

A native of Silver Spring, Md., Rook-Chungong was a member of the ACC academic honor roll as a student-athlete at Tech.



## JOE BATTAGLIA

### ANALYST/OFFENSE

COASTAL CAROLINA, 2014

1ST SEASON AT GEORGIA TECH

@COACHJBATTAGLIA

Joe Battaglia is in his first season as an offensive analyst at Georgia Tech. He came to Georgia Tech in 2019 after two seasons under head coach Geoff Collins at Temple.

Battaglia moved into a full-time analyst role on The Flats after serving as an offensive graduate assistant under Georgia Tech head coach Geoff Collins at Temple. He has also worked under Georgia Tech offensive coordinator Dave Patenaude for the past eight seasons, first as an undergraduate assistant at Coastal Carolina (2011-14), then as an analyst at CCU (2015-16) and a G.A. at Temple (2017-18).

During Battaglia's time at Temple, the Owls posted two of the three highest single-season passing totals in school history and scored the most points in school history in 2018. While he was at CCU, the Chanticleers set nearly every offensive record in school history, including single-season scoring, total offense, rushing yards and passing yards.

A Syracuse, N.Y. native, Battaglia played football as a freshman at Hartwick (N.Y.) college in 2010 before sustaining an injury and transferring to Coastal Carolina. He graduated from CCU in 2014 with a bachelor's degree in business administration.



## ANTHONY PARKER

### ANALYST/DEFENSE

TENNESSEE, 2008

1ST SEASON AT GEORGIA TECH

@COACH\_AP\_GT

Former All-American Anthony Parker joined Georgia Tech's football staff as a defensive analyst in 2019.

Parker came to The Flats after three seasons as the offensive line coach at Norfolk State (2015-17). His coaching career also includes stints as an offensive quality control assistant at his alma mater, Tennessee (2013-14), and an offensive graduate assistant at Mississippi State (2011-12) and Morgan State (2009-10). At Mississippi State, he served on the same staff as current Georgia Tech head coach Geoff Collins, who was MSU's co-defensive coordinator in '11-12.

Parker helped Mississippi State reach two bowl games in his two seasons with the Bulldogs and helped lift Tennessee to a berth in the TaxSlayer Bowl following the 2014 season.

He was a four-year letterwinner and three-year starter on the offensive line at Tennessee from 2005-08, primarily at guard. He earned second-team Associated Press All-America recognition as a junior in 2007 and was a two-time all-Southeastern Conference selection (first-team in 2007, second-team in 2008).

A Jonesboro, Ga. native, Parker earned a bachelor's degree in political science and sociology from Tennessee in 2008.



**ERRIN JOE****GRADUATE ASSISTANT**

GEORGIA TECH, 2014

2ND SEASON AT GEORGIA TECH

**@E\_JAY75**

Former Yellow Jacket Errin Joe is in his second season as a graduate assistant at his alma mater. He assists with Georgia Tech's offensive line.

Joe started 16 games over his final two seasons as a Yellow Jacket (2014-15). He started the final seven games of the 2014 campaign at right tackle, helping anchor an offensive front that led the nation in rushing with a school record 342.1 yards per game and allowed just 0.79 sacks per game, good for second nationally.

He returned to The Flats after spending the 2017 season as quality-control assistant at Florida International University. Following the end of his playing career, he spent the 2016-17 academic year as an English teacher at his high school alma mater, Lake Gibson H.S. in Lakeland, Fla.

Joe needed just three-and-a-half years to earn a bachelor's degree in literature, media and communication from Georgia Tech, graduating in December 2014. He studied economics while completing his final season of athletic eligibility in 2015.

**TREY MONEY****GRADUATE ASSISTANT**

APPALACHIAN STATE, 2017

2ND SEASON AT GEORGIA TECH

**@COACH\_TMONEY**

Trey Money is in his second season as a graduate assistant at Georgia Tech. Money assists with the Yellow Jackets' defensive backs.

Money came to Georgia Tech from Appalachian State, where he spent four years with the Mountaineers' football program — three as a student assistant (2014-16) and one as a graduate assistant (2017). In his four seasons assisting the App State staff, the Mountaineers compiled a 37-14 overall record, won bowl games in each of their first three seasons as full-fledged members of NCAA Division I FBS (2015-17) and claimed back-to-back Sun Belt Conference championships ('16-17).

In his lone season as a G.A. with the Mountaineers, Appalachian ranked among the top 30 nationally in both scoring defense (20.2 ppg), total defense (342.5 ypg) and turnovers gained (2.0 ppg).

He graduated from Appalachian State in 2017 with a bachelor's degree in finance.

**NICK NEWSOME****GRADUATE ASSISTANT**

AUSTIN PEAY, 2011

2ND SEASON AT GEORGIA TECH

**@COACHNEWSOME**

Nick Newsome is in his second year as a graduate assistant at Georgia Tech. He assists with the Yellow Jackets' running backs.

Newsome came to Georgia Tech in 2018 with six seasons of coaching experience under his belt, including four at the collegiate level (2015-17 at Capital University, 2012 at Tennessee-Martin). In his first season at Georgia Tech (2015), he coached A-backs and was the special teams coordinator under head coach Craig Candeto, who served as GT's quarterbacks/running backs coach during Newsome's first season on The Flats. He spent his final two seasons at Capital as the Crusaders' wide receivers coach,

special teams coordinator and recruiting coordinator. In his lone season at UT-Martin, he began as a G.A. with the Skyhawks' linebackers before being promoted to coach tight ends/HI-backs and slot receivers. He also served as UTM's assistant strength and conditioning coach.

He was a four-year letterwinner as an H-back and long snapper at Austin Peay (2008-11) and graduated from APSU with a bachelor's degree in political science. He also earned a master's degree in sports management from UT-Martin in 2014. Newsome and his wife, Mary Beth, live in Smyrna.

**TYSON WACHENHEIM****GRADUATE ASSISTANT**

CHRISTOPHER NEWPORT, 2015

3RD SEASON AT GEORGIA TECH

**@COACHTWACH**

Tyson Wachenheim is in his third year as a graduate assistant at Georgia Tech. He assists with the Yellow Jackets' defense.

Wachenheim came to The Flats in 2017 after two seasons as tight ends coach at Virginia Military Institute in Lexington, Va. With the NCAA Division I FCS Keydets, he coached first-team all-Southern Conference tight end Ryan Swingle.

Prior to beginning his coaching career at VMI, Wachenheim was a tight end at Christopher Newport University in Newport News, Va. from 2011-14. He graduated from CNU with a bachelor's degree in American studies in 2015.

Wachenheim is the son of Scott Wachenheim, the current head coach at VMI, whose resume also includes stops as an assistant coach at Utah State, Rice, Liberty, Virginia and with the Washington Redskins.

Tyson was a four-year letterwinner at three different high schools and an honorable-mention all-district tight end as a senior at Monticello H.S. in Charlottesville, Va.

**CARINA HARGREAVES****DIRECTOR OF ON-CAMPUS RECRUITING**

FLORIDA, 2014

1ST SEASON AT GEORGIA TECH

**@CARINAH\_GT**

Carina Hargreaves joined Georgia Tech's football staff as the director of on-campus recruiting in 2019.

Hargreaves came to Tech after three years on the football staff at South Carolina. She spent her first two seasons at South Carolina as coordinator of defensive operations (2016-17) before being promoted to coordinator of football administration for her final season with the Gamecocks (2018).

Prior to her three years at South Carolina, Hargreaves was an intern for Florida's football program for two seasons while attaining a master's degree from UF. Her responsibilities with the Gators largely centered around on-campus recruiting and her second season with the program coincided with Georgia Tech head coach Geoff Collins' first campaign as Florida's defensive coordinator.

Hargreaves also attended Florida as an undergrad from 2010-14 and was a member of the Gators' competitive cheerleading squad. She gained her first experience with the football program during the final three years of her undergrad studies, when she served as a student recruiting assistant. She earned both bachelor's (B.S. sports and fitness administration/management - 2014) and master's (M.S. sports and fitness administration/management - 2015) degrees from UF.

Hargreaves' brother, Vernon, played at Florida from 2013-15, where he was a two-time All-America cornerback (coached by Collins in 2015) and the No. 11 pick by the Tampa Bay Buccaneers in the 2016 National Football League Draft. He is in his fourth season with the Bucs.



## MIKE GREGORY

### ASSOCIATE DIRECTOR/ PLAYER PERSONNEL

UCF, 2009  
1ST SEASON AT GEORGIA TECH  
📧 @COACHGREG11

Mike Gregory is in his first season as an associate director of player personnel for Georgia Tech football.

Gregory came to Georgia Tech in June 2019 after spending the 2018 season as assistant head coach, special teams coordinator and quarterbacks coach at Lyon College in Tampa, Fla.

Prior to moving to the collegiate level, Gregory spent nine seasons on the coaching staff at Tampa Catholic H.S., including five seasons as head coach (2013-17). As head coach, he compiled an overall record of 36-21 and won three district championships and two regional titles. His teams earned two berths in the Florida Class 3A state semifinals (2013 and 2015), losing to the eventual state champion in both semifinal appearances.

Prior to being promoted to head coach, he was Tampa Catholic's offensive coordinator and quarterbacks coach for four seasons (2009-12). During his first season on the staff, he helped lead TCHS to an appearance in Florida's 2009 2B state championship game. In all, he coached 15 NCAA Division I FBS signees during his nine seasons at Tampa Catholic and 27 student-athletes that played for him as head coach went on to play college football.

Gregory began his coaching career as quarterbacks coach at University H.S. in Orlando, Fla., from 2006-08. He graduated from the University of Central Florida in 2009.



## TEVIN WASHINGTON

### ASSOCIATE DIRECTOR/ PLAYER PERSONNEL

GEORGIA TECH, 2012  
4TH SEASON AT GEORGIA TECH  
📧 @COACHTW213

Tevin Washington, a two-year starting quarterback and four-year letter-winner at Georgia Tech from 2008-12, was promoted to associate director of player personnel in 2018 after spending two years as a graduate assistant coach on Georgia Tech's football staff.

Washington assisted with the Yellow Jackets' quarterbacks and running backs as a G.A. before moving into the full-time role on Tech's recruiting staff.

As a student-athlete at Georgia Tech, Washington was the Yellow Jackets' starting quarterback for 31-straight games to close his collegiate career, including three consecutive bowl games.

He rewrote the school and conference record books, finishing his career ranked first or second in Georgia Tech history in 11 different statistical categories and setting ACC records for rushing touchdowns by a quarterback in a season (20 as a senior in 2012) and career (38).

After graduating from Tech in 2012 with a bachelor's degree in management, Washington entered the workforce as a manager for AT&T in the Atlanta area. He also provided private instruction for local skill position players, primarily quarterbacks and receivers before returning to The Flats in 2016.

The Wetumpka, Ala. native earned a master's degree in building construction and facilities management from Georgia Tech in 2018.



## SANTINO STANCATO

### BRAND MANAGER

BLOOMSBURG, 2016  
1ST SEASON AT GEORGIA TECH  
📧 @SANTINOSTANCATO

Santino Stancato joined Georgia Tech's football staff in 2019 as brand manager. In his role, Stancato manages the brand of Georgia Tech football, primarily through the program's various social media platforms.

He came to Georgia Tech after spending the previous two seasons working under head coach Geoff Collins at Temple. Stancato arrived at Temple in 2017 as a digital content coordinator and was elevated to assistant director of operations and creative coordinator for TU football in 2018. Among his accomplishments, he was integral in Temple winning *Uniform Authority's* award for best uniforms in all of college football in '18.

Prior to Temple, Stancato spent time as marketing manager for the Brooklyn Cyclones (New York Mets' minor-league affiliate) and a marketing assistant at Marshall. His career began as a student assistant in the sports information office at Bloomsburg (Pa.) University.

Stancato graduated from Bloomsburg in 2016 with a bachelor's degree in mass communications.



## BRITTANY MCCORMICK

### RECRUITING AND MARKETING COORDINATOR

MICHIGAN STATE, 2012  
7TH SEASON AT GEORGIA TECH  
📧 @BRITT\_MCCORMICK

Brittany McCormick joined the Georgia Tech football staff as recruiting and marketing coordinator in 2016 after three years as assistant director for communications and public relations for the Yellow Jackets. In her role, she assists with communications and marketing efforts associated with Georgia Tech football recruiting.

Prior to joining the football staff, she served as the primary media contact for women's basketball and women's tennis and the secondary contact for football as a member of Tech's communications and public relations staff.

McCormick came to The Flats in 2013 after one year as an athletics communication assistant at Syracuse. During her year in central New York, she worked primarily with Syracuse's ice hockey, cross country and track and field programs, in addition to serving as a secondary contact for football, women's basketball and men's and women's lacrosse.

McCormick has also served as a media and stats volunteer at the NCAA Frozen Four every year since April 2010.

A native of Freehold, N.J., McCormick graduated with high honors from Michigan State with a bachelor's degree in communications and public relations in 2012. She was a student assistant in MSU's athletic communications office for three years and also served as a summer intern with USA Hockey in 2011.



## RYAN WISE

### DIGITAL CONTENT COORDINATOR

BOWLING GREEN, 2014

2ND SEASON AT GEORGIA TECH

📧 @RY\_WISE

Ryan Wise joined Georgia Tech's football staff as digital content coordinator in March 2018. In his role, he oversees production of the Yellow Jackets' recruiting-related videos and other digital content.

He came to The Flats from Liberty University, where he served as a video production specialist for nearly two years. His eight years of video production experience also includes stints with the Detroit Lions (2015-16), Bowling Green (2013-14).

Wise earned a bachelor's degree in visual communication technology from Bowling Green in 2014.



## DR. ANGELO GALANTE

### ASSOCIATE A.D./SPORTS MED./ CHIEF MEDICAL OFFICER

HEIDELBERG, 1985

23RD SEASON AT GEORGIA TECH

Angelo Galante, M.D., head team physician for Georgia Tech football since 1997, was named Tech's first-ever associate athletics director for sports medicine/chief medical officer in 2018.

In his role, Dr. Galante oversees all of Georgia Tech athletics' medical services for student-athletes. He has provided medical care for Georgia Tech student-athletes as team physician, as well as all GT students as a staff physician at the Institute's Stamps Health Services center, since his arrival at Tech in '97.

Prior to coming to Atlanta, Galante served as team physician for the Canisius College ice hockey program (1994-97), the Buffalo Blizzard (professional indoor soccer - 1994-97) and the Buffalo Stampede (professional roller hockey - 1994-95), while also practicing as a family and primary care orthopedic/sports medicine provider in his hometown of Buffalo, N.Y.

Galante was a soccer student-athlete at Heidelberg (Ohio) College, where he graduated with honors in 1985. He went on to attend medical school at Albany (N.Y.) Medical College and served a family practice residency at the University at Buffalo (1990-93) and a sports medicine fellowship at the Hughston Sports Medicine Clinic in Columbus, Ga. (1993-94).

Galante and his wife, Danielle (also from Buffalo), have three children: Faustino, Francesco and Giuliana.



## MARK SMITH

### HEAD FOOTBALL ATHLETIC TRAINER

SUNY-BROCKPORT, 2010

9TH SEASON AT GEORGIA TECH

Mark Smith is in his ninth overall season as a member of Georgia Tech's sports medicine staff and his second year as the Yellow Jackets' head football athletic trainer. In his role, he oversees the day-to-day care of Georgia Tech's football student-athletes. He was promoted to head football athletic trainer in 2018 following the retirement of longtime head athletic trainer Jay Shoop.

Smith, who served as a graduate assistant athletic trainer at Georgia

Tech from 2010-12, returned to The Flats as an assistant athletic trainer in 2013, following a short stint in the same role at Georgia State. Prior to his time at Georgia State, he completed a year-long internship with the Buffalo Bills.

During his two years as a G.A. at Tech, his duties consisted primarily of working with swimming and diving and assisting with football.

His professional experience also includes a summer internship with the Pittsburgh Steelers in 2010.

Smith is a NATABOC certified athletic trainer and a member of the National Athletic Trainers' Association, Southeast Athletic Trainers' Association, the Georgia Athletic Trainers' Association and he is licensed by the state of Georgia as an athletic trainer.

A native of Rochester, N.Y., Smith earned his bachelor's degree in athletic training from The College at Brockport, a State University of New York in 2010.

He is married to the former Ashley Reid. The couple has two children, Brady and Remy.



## LEAH THOMAS

### ASSISTANT A.D./ STUDENT- ATHLETE DEVELOPMENT

CHATTANOOGA, 1999

17TH SEASON AT GEORGIA TECH

📧 @GTSPRTNUTRITION

Leah Thomas is Georgia Tech's assistant athletics director for student-athlete development and sports nutritionist for the Yellow Jackets' football program.

A member of the Georgia Tech athletics staff since 2003, she came to The Flats as director of nutrition in 2003 and became the director of total person support services and sports dietitian in 2008. She was promoted to assistant A.D. in 2018.

As Georgia Tech's sports nutritionist, she conducts nutrition counseling and develops meal plans for optimal health and performance for student-athletes. Additionally, she supplies and maintains the supply of extra supplements and snacks that the student-athletes rely on daily.

In addition to her work at Georgia Tech, Leah has authored a chapter in the fourth edition of Sports Nutrition: A Guide for the Professional Working with Active People. She also writes a monthly nutrition column for "Wing-foot", an Atlanta Track Club publication, and has led nutrition education sessions for professional athletes, including as a presenter for the Atlanta Falcons' rookie education program, Falcons U. She is a board-certified specialist in sports dietetics by the American Dietetic Association and is the Atlantic Coast Conference's representative to the Collegiate Professional Dietitians Association (CPSDA). In 2019, she was named a finalist for the Atlanta Business Chronicle's Health Care Heroes awards.

Thomas also supervises Georgia Tech's Total Person Program, which provides student-athletes with enrichment sessions, community service projects, sports vision services, counseling services, physiology testing and sports nutrition. Additionally, she serves as the advisor to Tech's Student-Athletic Advisory Board.

A 1999 graduate of the University of Tennessee at Chattanooga with a bachelor's degree in nutrition, she was a top cross country and track competitor for the Mocs. Thomas earned her master's degree in exercise science from Georgia State in 2003. A registered dietitian, she became a board-certified specialist in Sports Dietetics by the American Dietetic Association in 2006.

The Oak Ridge, Tenn., native is a member of the Atlanta Track Club and was a 2004 U.S. Olympic Marathon Trials qualifier and competitor. She and her husband Dwight have three children: Mazie Ruth, Bowen and Marney.





## **TOM CONNER**

### **DIRECTOR OF EQUIPMENT OPERATIONS**

ALABAMA, 1980  
28TH SEASON AT GEORGIA TECH

One of Georgia Tech athletics' longest-tenured staff members, Tom Conner is in his 28th season as the Yellow Jackets' director of equipment operations. A certified athletic equipment manager, Conner is responsible for overseeing equipment operations, maintaining Georgia Tech's adidas contract, assisting all sports with procurement needs and managing letter awards purchasing. He serves as a member of the athletics department's senior staff.

Conner came to Tech in 1992 after four years as the equipment manager at the U.S. Naval Academy (1988-91). He also has experience at the professional level, having served four years as the head equipment manager for the Birmingham Stallions of the United States Football League (1982-86).

Additionally, his resume includes one year as assistant equipment manager at Duke (1987) before moving to Navy in 1988. He began his career with two years as assistant equipment manager at Missouri (1980-81).

Conner earned a bachelor's degree in physical education in 1980 from the University of Alabama, where he worked four years as a student manager for the Crimson Tide's football program.

Conner, who completed a two-year seat as a member of the Schutt Manufacturers Advisory Board, was honored as the 1997-98 Athletic Equipment Managers Association District III Equipment Manager of the Year.

A native of Signal Mountain, Tenn., Conner is married to the former Pamela Bushman. The couple has a son, Jacob.



## **TODD McCARTHY**

### **ASSISTANT A.D./ VIDEO OPERATIONS**

VCU, 1992  
22ND SEASON AT GEORGIA TECH  
@GTJACKET442

Todd McCarthy is in his 22nd season at Georgia Tech. He was promoted to assistant athletics director for video operations in 2017.

McCarthy, who joined the Tech staff in 1998, handles all practice, game and opponents' video for the football coaching staff while also overseeing the Yellow Jackets' video operations.

McCarthy is a five-time winner of the ACC Video Director of the Year Award (2001, 2003, 2004, 2009 and 2010) and, in 2005, Georgia Tech's video department received the SAWV Award from the Collegiate Sports Video Association for the nation's top highlight video.

Prior to coming to The Flats, McCarthy spent two years as director of sports video at Pittsburgh (1996-98) and three years (1993-96) in the same capacity at Richmond. He also worked two years as a videographer and editor in the sports department at WRIC-TV, the ABC affiliate in Richmond, Va.

McCarthy earned his bachelor's degree in broadcast communications from Virginia Commonwealth University in 1992. A Richmond, Va. native, McCarthy is married to the former Elizabeth Knupp and they have three children — son Nicholas, born in 2012, and twins, son Micheal and daughter Madison, born in 2016.



## **CHRIS BREEN**

### **ASSISTANT A.D./ ACADEMIC SERVICES**

FORDHAM, 2002  
9TH SEASON AT GEORGIA TECH  
@CBREEZY44

Chris Breen came to The Flats in 2011 as assistant director of academic services, was promoted to director of academic services in 2014 and earned the title of assistant athletics director in 2016. He currently oversees academic services for the Yellow Jackets' football program.

Under Breen's direction, Georgia Tech football's most recent multi-year NCAA Academic Progress Rate (APR) is a lofty 980, 12 points above the national average and the third-highest APR in program history, behind only the 983 scores it achieved in 2014-15 and 2015-16. In 2016, Tech football earned an NCAA Public Recognition Award for having an APR that ranked in the top 10 nationally among all FBS programs.

Breen came to Tech after five years as associate director of academic support for student-athletes at Seton Hall, working specifically with the Pirates' men's basketball program. Breen received Seton Hall's President's Award for Student Service in May 2010.

Breen earned a bachelor's degree in business administration in 2002 from Fordham, where he played linebacker and was captain of the Rams' football team as a senior in 2001.

Following his graduation, he coached linebackers for two seasons at Fordham and helped his alma mater win the 2002 Patriot League.

He earned a master's degree in student counseling and personnel services from Manhattan College in 2006.

Breen and his wife, Lauren, have a son, Caden.



## **MIKE FLYNN**

### **ASSISTANT A.D./ COMMUNICATIONS AND P.R.**

MIAMI UNIVERSITY, 2001  
4TH SEASON AT GEORGIA TECH  
@MFLYNNGT

Mike Flynn has served as Georgia Tech's assistant athletics director for communications and public relations since June 2016.

In his role, Flynn oversees the day-to-day operation of Georgia Tech athletics' communications and public relations office, which publicizes the Yellow Jackets' 17 sports. He serves as the primary communications contact for Georgia Tech football, is the athletics department's chief spokesperson and is a member of the department's senior staff.

Flynn came to The Flats in 2016 after 13 years at Appalachian State. He arrived at the Boone, N.C. university in 2003 as an assistant sports information director and was promoted to director in 2004 and assistant athletics director in 2006.

During his tenure at App State, he managed all communications and publicity for the Mountaineers' football program, including an ultra-successful move to NCAA Division I FBS and the Sun Belt Conference (winning 11 games and the Raycom Media Camellia Bowl in their first full-fledged season as a member of FBS in 2015), three consecutive NCAA Division I FCS national championships (2005-07) and a historic win over the University of Michigan in 2007. He also directed communications for App State's baseball program, including a 41-win campaign in 2012 that saw the Mountaineers come within three victories of earning the school's first-ever College World Series berth.

Administratively, he was a member of Appalachian State athletics' senior management team.

Prior to his arrival at App State, Flynn was a member of the sports information staffs at TCU (2001-03) and Miami University (1999-2001).

He received a bachelor's degree in speech communications from Miami (Ohio) in 2001 and a master's in advertising/public relations from TCU in 2003.

Born in Elizabeth, N.J., and raised in Columbus, Ohio, Flynn and his wife, Erin, have two daughters: Kellan and Annie.



**GINA GONZALES**  
**ASSISTANT A.D./MARKETING**  
**AND FAN EXPERIENCE**  
MOUNT ST. JOSEPH, 2011  
2ND SEASON AT GEORGIA TECH

Gina Gonzales, a former student-athlete with seven years of professional experience in NCAA Division I athletics, was named assistant athletics director for marketing and fan experience at Georgia Tech in August 2018.

Gonzales, a Michigan native who played basketball at Mount St. Joseph University in Cincinnati, comes to The Flats after three years at the University of Georgia. She began at Georgia as assistant director of promotions in 2015 before being promoted to associate director of promotions a year later. At UGA, she was directly responsible for marketing and fan experience for men's and women's basketball. Under her leadership, Georgia experienced a 14-percent increase in men's basketball season-ticket sales and a 25-percent lift on the women's side.

Prior to coming to Georgia, Gonzales also served as assistant director of marketing at Drake University (2014-15) and athletics marketing associate at Missouri State University (2011-12). Her professional experience also includes two seasons as director of women's basketball operations at the University of Wisconsin-Milwaukee (2012-14) and a season as a ballpark operations assistant for the Cincinnati Reds (2010).

She has won three national awards during the course of her career – NCAA Pack The House (2011-12) and NCAA Creative Challenge (2014 and 2015) – and also helped UWM claim the Horizon League Community Outreach Award in 2012-13.

Gonzales was a four-year letterwinner and three-year member of the Heartland Collegiate Athletic Conference all-academic team as a basketball student-athlete at Mount St. Joseph. She graduated from MSJ in 2011 with a bachelor's degree in sport management/business. She earned a master's in administrative studies/sport administration from Missouri State in 2013.



**SIMIT SHAH**  
**ASSISTANT A.D./**  
**BRAND AND IDEATION**  
GEORGIA TECH, 1999  
8TH SEASON AT GEORGIA TECH  
@SIMIT\_SHAH

Simit Shah was named Georgia Tech's assistant athletics director for brand and ideation in May 2017.

In his role, Shah leads the GTAA's ideation team, which is dedicated to defining and promoting the Georgia Tech athletics brand to fans and recruits on a local, regional and national level.

Shah took over Georgia Tech's ideation team after spending the previous five years (2012-17) as a digital consultant for the GTAA.

Prior to joining Georgia Tech athletics, he spent 13 years at CNN/Turner, serving as the director of web operations and development for CNN.com. In that role, he contributed to CNN's web coverage for four U.S. presidential elections.

A second-generation Georgia Tech alumnus (his father, Surendra, earned a master's degree from Tech in 1970), Shah graduated in 1999 with a bachelor's degree in computer engineering and served as sports editor of the Technique (student newspaper) during his time as a Tech

student. He is a 19-year football and men's basketball season-ticket holder and an Alexander-Tharpe Fund Life Member.

Shah married his wife, Amanda, in July 2018.



**TERI ANTON**  
Administrative  
Coordinator



**ERIC AVILA**  
Assistant Football  
Athletic Trainer



**ZAK BERTRAM**  
Academic Support  
Coordinator



**SHADONAY BLUEFORD**  
Director  
Compliance



**ANDREW CLAUSEN**  
Assistant Director  
Communications/PR



**ANDY DEMETRA**  
Director  
Broadcasting



**KANE IVERS-OSTHUS**  
Assistant  
Equipment Manager



**DR. EDWARD JACKSON**  
Team Physician



**DR. AARON KING**  
Team Dentist



**DR. GARY LOURIE**  
Team Physician



**CHRIS MAY**  
Director  
Grounds/Turf Mgmt.



**JOE MILLER**  
Academic Support  
Coordinator



**DERRICK MOORE**  
Character  
Development Coach



**DANIEL NESTER**  
Athletic Spirit  
Coordinator



**BRANDON POTTEBAUM**  
Assistant Director  
Academic Services



**BLAIN REID**  
Assistant Football  
Video Coordinator



**RANDY RHINO**  
Team Chiropractor



**ASHBY SADOWSKI**  
Academic Support  
Coordinator



**DR. JEREMY WHITLEY**  
Team Physician



**RUDY WILSON**  
Assistant Director  
Academic Services



**PUNT WINDHAM**  
Assistant  
Equipment Manager



**DR. JOHN XEROGANES**  
Team Physician



## DR. ANGEL CABRERA

### INSTITUTE PRESIDENT

B.S./M.S., UNIVERSIDAD  
POLITÉCNICA DE MADRID  
M.S./PH.D., GEORGIA TECH

@CABRERAANGEL

The Georgia Institute of Technology welcomes a new president this September. After serving for almost seven years as president of George Mason University (GMU) in Fairfax, Virginia, Dr. Angel Cabrera was named June 13, 2019, by the University System of Georgia Board of Regents as Georgia Tech's 12th president. He succeeds Dr. G.P. "Bud" Peterson, who has served since April 1, 2009. Peterson will continue in his role as Georgia Tech's president until Cabrera arrives in September. When Peterson announced his pending retirement in January 2019, he shared his plans to continue his research and return to teaching at Georgia Tech.

Under President Peterson's leadership, Georgia Tech exceeded the \$1.5 billion goal for Campaign Georgia Tech by 20%, grew innovative collaborations and strategic partnerships, expanded the campus infrastructure, and elevated its national and global visibility. In the past decade, total research expenditures and other sponsored activities increased by 78% to \$908 million. Enrollment increased by 69%. The number of women in the first-year class increased from 32 to 40%. Georgia Tech's first-to-second-year retention is 97%, a historic high.

Cabrera is a Georgia Tech alumnus, the second in the Institute's 134-year history to serve as president. Peterson's predecessor, Dr. G. Wayne Clough (1994 – 2008), earned bachelor's and master's degrees in civil engineering from Georgia Tech.

Cabrera holds an M.S. and Ph.D. in cognitive psychology from Georgia Tech, which he attended as a Fulbright Scholar. He also holds a telecommunications engineering degree from Universidad Politécnica de Madrid (B.S. and M.S. in computer and electrical engineering). For the past decade, he has served as a member of the Georgia Tech Advisory Board, including a stint as its chair.

Cabrera met his wife, Beth, while both were graduate students at Georgia Tech. Dr. Beth Fraser Cabrera was a management professor at Carlos III University in Madrid and Arizona State University, and currently delivers leadership development programs for business executives. Their son Alex, who recently received his undergraduate degree from the Institute, is continuing his studies this fall at Carnegie Mellon University. Daughter Emilia is a rising junior at Harvard University.

George Mason is the largest, fastest growing, and most diverse public university in Virginia. Listed among the top 300 research universities in the world by the Academic Ranking of World Universities, GMU reached the top tier among research universities in the Carnegie Classification and accounted for more than half of all public university enrollment growth in Virginia under Cabrera's leadership. In 2018, it was named by Forbes as one of America's best midsize employers.

Before becoming GMU's president, Cabrera served as dean of IE Business School in Madrid and president of Thunderbird School of Global Management (now part of Arizona State University). As a business educator, Cabrera played a key role in advancing professional ethics, internationalization, and corporate social responsibility. As a senior advisor to the United Nations Global Compact, in 2007 he was the lead author of the "Principles for Responsible Management Education," now adopted by more than 700 schools around the world.

Cabrera's research has been published in leading academic journals. He has been quoted by leading global media, including The Economist, BBC, CNN, CNBC, El País, Forbes, the International Herald Tribune, and The New York Times. His op-eds have been published by The Washington Post and the international press, and he has appeared on NPR programs and PBS NewsHour.

He's been named a "Young Global Leader" by the World Economic Forum, a "Star of Europe" by Businessweek, "Henry Crown Fellow" by the

Aspen Institute, and "Great Immigrant" by the Carnegie Corporation of New York. He has received honorary degrees from Miami Dade College and Universidad Politécnica de Madrid. He is the first native of Spain to serve as president of an American university.



## DR. CHARLES ISBELL

### FACULTY ATHLETICS REPRESENTATIVE

B.S., GEORGIA TECH, 1990  
PH.D., MIT, 1998

@ISBELLHFH

Charles Isbell, executive associate dean and professor in the College of Computing, was named faculty athletics representative (FAR) to the Georgia Tech Athletic Association on June 6, 2017. His three-year term as FAR began July 1, 2017. The FAR serves as the liaison between the Institute and the Athletic Association on issues regarding rules compliance, developments at the National Collegiate Athletic Association (NCAA), and activities related to Atlantic Coast Conference (ACC) membership.

His first institutional service role at Tech was with the Institute Undergraduate Curriculum Committee, where he worked with student-athletes returning to finish their degrees. "Since the very beginning of being here as a faculty member, I've been interested in the way student-athletes interact with the rest of the institution," he said.

For Isbell, understanding the experience of student-athletes is paramount to success in higher education. Athletic achievements can elevate a university's profile to prospective students, and student-athletes' relationship to the university is one that can be used as a model for the broader campus community.

"Anyone interested in higher education and how it has to grow and change has to understand how Division I athletics works at a university," he said. "As higher education changes, we have to think of ourselves more as a community and consider what lets people build connections and keep coming back. It's going to have to happen with all students, faculty, and staff, and athletics can be an example of how to do that well."

While Isbell is a fan and frequent attendee of Georgia Tech athletic events, his support for student-athletes extends beyond the stands.

"I want the student-athletes to know I am here for them, and I intend to talk with them and be a resource for them," he said. "I want them to know that and believe it, and know that I take it very seriously."

Isbell's research passion is artificial intelligence. In particular, he focuses on applying statistical machine learning to building autonomous agents that must live and interact with large numbers of other intelligent agents, some of whom may be human.

Isbell received his B.S. in computer science in 1990 from Georgia Tech and his Ph.D. in computer science from the Massachusetts Institute of Technology in 1998. After four years at AT&T Labs/Research, he returned to Georgia Tech in 2002 to join the faculty of the College of Computing.

His research interests are varied, but recently he has been building autonomous agents that engage in lifelong learning when in the presence of thousands of other intelligent agents, including humans.

His work has been featured in the popular media, including *The New York Times* and *The Washington Post*, as well as in technical collections. He also pursues reform in computing education. He was a developer of Threads, Georgia Tech's new structuring principle for computing curricula, and one of the key developers in Georgia Tech's new MOOC-supported Master of Science in Computer Science, the first of its kind in the world. He teaches several courses both to on-campus students and to students around the world in Tech's Online master of science in computer science program.





**TODD STANSBURY**  
**DIRECTOR OF ATHLETICS**  
 GEORGIA TECH, 1984  
 @GTTODDSTANSBURY

Todd Stansbury, a Georgia Tech alumnus and football letterwinner, was introduced as the Institute's ninth director of athletics on Sept. 22, 2016.

In just his second full year as the A.D. at his alma mater, he oversaw one of Georgia Tech athletics' most successful all-around years in recent memory in 2018-19.

Among the accomplishments in '18-19:

- Georgia Tech leaped 55 spots in the final Learfield IMG Directors' Cup standings, from No. 121 in 2017-18 to No. 66 in 2018-19, Tech's highest finish in the national all-sports standings since 2010-11;
- nine teams — football, men's cross country, women's cross country, men's swimming and diving, women's indoor track and field, women's outdoor track and field, women's tennis, golf and baseball — earned Directors' Cup points for the Yellow Jackets based on NCAA postseason qualification and performance, the most GT teams to earn Directors' Cup points since 2009-10;
- in the latest Academic Progress Rate (APR) data released by the NCAA, Tech was the only institution from a Power Five conference that had a multiyear APR higher than the national average in every sport;
- Georgia Tech's NCAA Graduation Success Rate (GSR) came in at 89 percent, the highest mark in school history for the sixth-straight year;
- GT athletics' Jackets Without Borders international service program won the prestigious ACC Game Changers award for community service;
- buoyed by contributions to Athletics Initiative 2020, a \$125 million fundraising initiative introduced by Stansbury in June 2018 (see below for more details), Tech athletics enjoyed a record-breaking fundraising year with more than \$50 million in donations.

Stansbury began setting the stage for these accomplishments as soon as he officially arrived back on The Flats on Nov. 28, 2016. In the first months of his tenure as athletics director, he identified four strategic priorities for Georgia Tech athletics — to define the GT athletics brand, to establish an internal culture, to align the internal structure and to generate new revenue. He has addressed those priorities through a slew of initiatives and accomplishments. Highlights include:

- a significant revenue lift, which can be traced in large part to an innovative overhaul of sales operations that focused on integrating fundraising and ticket sales efforts;
- the establishment of a partnership with adidas to serve as the official apparel provider of Georgia Tech athletics, which was announced on Aug. 22, 2017 and went into effect on July 1, 2018;
- significant facilities upgrades, including a new \$4.5 million football locker room, a \$1.2 million investment in new videoboard at several competition venues (baseball, softball, volleyball and tennis, as well as Bobby Dodd Stadium's Callaway Plaza) and a refresh of the student-athletes' nutrition center and training table;
- a re-emphasis on Georgia Tech athletics iconic Total Person Program, with investments for additional staff and programming for student-athletes, including the department's first three Jackets Without Borders service trips to Costa Rica (2017) and Puerto Rico (2018 and 2019);
- a comprehensive brand refinement that included defining Georgia Tech athletics' official colors, Tech's first-ever athletics wordmark and a simplification of the iconic interlocking GT logo;
- the creation of Georgia Tech's "Gold Code," which outlines the department's core values, brand differentiators, vision, mission and the Everyday Champions formula — Winning + The Institute + Total Person Program = Everyday Champions;
- the establishment of two new offices within the athletics department — the office of brand and ideation, which works to identify and tell the story of the Yellow Jackets' brand, and the office of innovation, which

oversees Georgia Tech's efforts to build on its status as college athletics' leader in innovation, particularly through collaboration and partnerships with the Institute and innovation hubs throughout Atlanta.

In June 2018, Stansbury unveiled the most significant undertaking of his tenure as Georgia Tech's A.D. — Athletics Initiative 2020. AI 2020 aims to raise \$125 million for athletics facilities, endowments and operations by Dec. 31, 2020 with three priorities in mind — recruiting (putting GT in position to attract the special type of student-athlete that can excel both athletically and academically at Tech), building a better student-athlete (equipping them with the tools they need to excel in their sport, while also developing each as a Total Person that succeeds in academics and life) and winning (being true to the great tradition of excellence at Georgia Tech by competing for ACC and national championships).

The crown jewel of AI 2020 is a \$70 million renovation of Georgia Tech's Edge Center. The new Edge Center will serve as a sleek and innovative home base for Georgia Tech athletics' teams and administration, a one-stop shop for key student-athlete services, an anchor for recruiting efforts and a showcase for the Institute's commitment to student-athlete success and fan engagement.

In the first year since the public unveil, Georgia Tech raised more than \$90 million towards AI 2020's \$125 million goal.

A native of Oakville, Ontario, Stansbury was initially drawn to Georgia Tech when he befriended several Tech football student-athletes while on a family vacation in Florida as a youngster. The student-athletes invited Stansbury and his family to attend a practice on their way back through Atlanta. They accepted and, after visiting campus, Stansbury was determined to attend and play football at Tech.

Several years later, he was offered and accepted a football scholarship to attend Tech. He enrolled in 1980 and played linebacker and special teams for the Yellow Jackets under head coach Bill Curry. He went on to be selected in the third round of the Canadian Football League draft by the Saskatchewan Roughriders in 1984 but after a brief CFL career, returned to Atlanta to begin a banking career.

In 1988, he left banking and returned to The Flats to become an academic advisor for Georgia Tech's football program. In 1991, he was promoted to assistant athletics director for academics by legendary A.D. Homer Rice.

After leaving Tech in 1995, Stansbury's career included stops at Houston (associate A.D. - 1997-2000) and Oregon State (executive associate A.D. - 2003-12), as well as three stints as an athletics director at East Tennessee State (2000-03), UCF (2012-15) and Oregon State (2015-16).

Stansbury and his wife, Karen, who were married inside Georgia Tech's Arthur B. Edge Intercollegiate Athletics Center, reside in Atlanta. After they were married in 1995, the couple traveled the world for 18 months before returning to the United States.

## THE STANSBURY FILE

### PERSONAL

<b>Birthdate</b>	April 19, 1961 (58 years old)
<b>Hometown</b>	Oakville, Ontario
<b>Education</b>	Georgia Tech, 1984 (B.S. industrial management) Georgia State, 1993 (M.S., sports administration)
<b>Family</b>	wife: Karen

### PROFESSIONAL EXPERIENCE

1986-87	Credit manager, Citizens & Southern Bank
1988-91	Academic advisor for football, Georgia Tech
1991-95	Assistant A.D. for academics, Georgia Tech
1995-96	International coordinator, Institute for International Sport
1996-97	Manager of internet business services, Southern Network Services
1997-2000	Associate athletics director/adjunct professor, Houston
2000-03	Director of athletics, East Tennessee State
2003-12	Executive associate athletics director, Oregon State
2012-15	Vice president/director of athletics, UCF
2015-16	Director of athletics, Oregon State
<b>2016-pres.</b>	<b>Director of athletics, Georgia Tech</b>

**MARK ROUNTREE****DEPUTY A.D.**

LOUISIANA TECH, 1991

@MARKROUNTREE\_GT

Mark Rountree, a former football student-athlete at Louisiana Tech and experienced athletics administrator who most recently served as the director of athletics at Portland State University, joined the Georgia Tech athletics staff as a deputy athletics director on Nov. 30, 2016. In his role, he serves as the sport administrator for Georgia Tech football.

Rountree was director of athletics at Portland State for 23 months, beginning on Jan. 2, 2015. In less than two years as A.D., he instituted fundraising and oversaw groundbreaking for the Viking Pavilion Project, a \$50 million renovation of PSU's main athletics facility, which will include a 3,000-seat arena and 15,000 square feet dedicated to student-athletes' academic pursuits when construction is completed in 2018. Also under Rountree's direction, Portland State set fundraising records during its annual Wine and Roses events in both 2015 and 2016.

He hired new women's basketball, softball and track and field head coaches at Portland State and signed football head coach Bruce Barnum to a five-year contract. Barnum went on to lead PSU to a 9-3 record and NCAA Division I FCS playoff appearance in his first full season at the helm in 2015. In addition to posting its best record as a Division I program, Portland State football also recorded its highest home attendance in seven seasons in '15.

Prior to his arrival at Portland State, Rountree served as deputy athletics director at Miami (Ohio) from 2013-14. At Miami, he oversaw the daily operation of the athletics department, served as sport administrator for football and men's basketball and supervised academics, business operations, compliance, equipment and strength and conditioning. He was also the department's chief financial officer and was responsible for strategic planning.

Rountree's administrative experience also includes stints at Georgetown (senior associate A.D./internal operations -- 2008-13), Oregon State (associate A.D./compliance -- 2004-08), Towson (assistant A.D./compliance -- 2000-04), Maryland (compliance coordinator -- 1997-2000), Texas Pan-American (assistant A.D./1994-97) and Louisiana Tech (director of academic support -- 1991-94). It was during his five years at Oregon State that he worked with Stansbury, who was OSU's executive associate A.D. at the time.

A native of West Monroe, La., Rountree was a four-year letterwinner as a running back/wide receiver at Louisiana Tech from 1987-90. He graduated from Louisiana Tech with a bachelor's degree in history in 1991.

He and his wife, Jennie, live in Atlanta.

**GT ATHLETICS EXECUTIVE LEADERSHIP TEAM****TODD STANSBURY**

Director of Athletics

**MARK ROUNTREE**

Deputy A.D.

**AYO TAYLOR-DIXON**Senior Associate A.D.  
External Operations**JOEELEN AKIN**Associate A.D.  
Student-Athlete Dev./SWA**SHOSHANNA ENGEL**Associate A.D.  
Compliance/Title IX Coord.**DR. ANGELO GALANTE**Senior Associate A.D.  
Sports Medicine/CMO**JIM HALL**Associate V.P.  
Development (Athletics)**JEFF KEISLER**Associate A.D.  
Annual Giving & Engagement**PHYLLIS LABAW**Associate A.D.  
Student Services**MARVIN LEWIS**Associate A.D.  
Administration & Finance

# MEET THE YELLOW JACKETS





54

## JERROD ABBEE

LB • 6-1 • 203 • r-So.  
Gainesville, Ga./Lakeview Academy

**2018 (Redshirt Freshman):** Did not see game action.

**2017 (True Freshman):** Redshirted.

**High School:** Four-year letterwinner played a multitude of positions for head coach Matthew Gruhn ... Two-year team captain ... Selected to participate in 2017 FCA East-West All-Star Game ... Also lettered three times and was a two-year captain in soccer ... Holds school record with 26 career shutouts as a soccer goalkeeper ... Also lettered in swimming ... Outstanding student was on Headmaster's List all four years, member of Beta Club, math honors society, music honors society and thespian honor society, three-year Fellowship of Christian Athletes group leader, winner of service distinction award, physical education award and Jackson Strickland Award of Excellence ... Graduated with honors.

**Personal:** Born in West Palm Beach, Fla. ... Has an older brother and a younger sister ... Brother, David, is a running back at Samford ... Enjoys playing music and competitive power lifting ... Started playing football in second grade ... Majoring in business administration ... Member of ACC academic honor roll.

## IN MEMORIAM



90

## BRANDON ADAMS

DL • 6-2 • 325 • Sr.  
Brentwood, Tenn./Brentwood Academy

**2018 (Junior):** Appeared in all 13 games at nose tackle ... Made first three starts of his career against Alcorn State (Sept. 1), Georgia (Nov. 24) and Minnesota (Dec. 26) ... Recorded career highs with 24 tackles, 12 solo tackles, five tackles for loss, two forced fumbles and a fumble recovery ... Five TFL ranked fourth on the team and two forced fumbles were good for second on the squad ... Recorded multiple tackles in seven games ... Had three stops apiece against Bowling Green (Sept. 29) and Duke (Oct. 13) ... Turned in the finest performance of his career in the regular-season finale at Georgia with five tackles, one-and-a-half tackles for loss, a forced fumble and a fumble recovery (all career bests).

**2017 (Sophomore):** Appeared in all 11 games as a reserve defensive tackle ... Amassed 10 tackles (six solo) with at least one stop in 7-of-11 games ... Had multiple tackles in three games — vs. Jacksonville State (Sept. 9) and eventual College Football Playoff participants Clemson (Oct. 28) and Georgia (Nov. 25) ... Recorded only tackle for loss in win over JSU ... Broke up a pass against Pitt (Sept. 23) and notched a QB hurry in win over No. 17 Virginia Tech (Nov. 11).

**2016 (True Freshman):** One of six true freshmen that saw playing time for Georgia Tech in 2016 ... Appeared in nine games, primarily in short-yardage situations ... Recorded seven tackles (three solo) ... Recorded two tackles twice — both against SEC opponents (Sept. 17 vs. Vanderbilt; Nov. 26 at Georgia) ... Was in on a tackle for loss at North Carolina (Nov. 5).

**High School:** Rated as a three-star prospect by *Scout.com* and *Rivals.com* ... Tabbed as the No. 1 defensive tackle in the state of Tennessee

and the No. 83 defensive tackle in the nation by *Scout.com* ... Two-time all-state honoree ... Recorded 72 tackles, 14.5 tackles for loss, four sacks and one forced fumble to help lead Brentwood to a 12-1 overall record and Tennessee Division II-AA state championship while serving as a team captain as a senior ... Team compiled an 8-3 record and advanced to the state quarterfinals as a junior ... Four-year letterwinner ... Also earned four letters in track and field (discus) and three in wrestling ... Was a part of three track and field state championship teams (as a freshman, junior and senior) ... Captained track and field team as a senior.

**Personal:** Full name is Brandon Alonzo Adams ... Born Dec. 22, 1997 ... Died March 23, 2019 ... Son of Reginald Woods and Lisa Greer ... Has a younger sister, Rian ... Started playing football when he was five years old ... Majored in business administration ... Aspired to be a CEO ... Enjoyed acting, singing, dancing and participating in service groups ... Spent summer of 2018 interning with the world-renowned Georgia Tech Research Institute.

## CAREER HIGHS

**Tackles:** 5 at No. 5 Georgia (Nov. 24, 2018)

**Tackles for Loss:** 1.5 at No. 5 Georgia (Nov. 24, 2018)

**Fumbles Forced:** 1, twice - last at No. 5 Georgia (Nov. 24, 2018)

**Fumbles Recovered:** 1 at No. 5 Georgia (Nov. 24, 2018)

**Quarterback Hurries:** 1 vs. No. 17 Virginia Tech (Nov. 11, 2017)

**Pass Breakups:** 1 vs. Pittsburgh (Sept. 23, 2017)

## CAREER STATISTICS

### DEFENSIVE

YR	G-GS	UT	AT	TT	TFL	PD	FF/FR	BLK	QBH
2016	9-0	3	4	7	0.5-2	0	0/0	0	0
2017	11-0	6	4	10	1.0-5	1	0/0	0	1
2018	13-3	12	12	24	5.0-28	0	2/1	0	0
<b>Total</b>	<b>33-3</b>	<b>21</b>	<b>20</b>	<b>41</b>	<b>6.5-35</b>	<b>1</b>	<b>2/1</b>	<b>0</b>	<b>1</b>



45

## TONY AMERSON

RB • 5-11 • 209 • Fr.  
Montgomery, Ala./St. James

**High School:** Rated as a three-star prospect by ESPN, *247Sports* and *Rivals* ... Set multiple school records, including 5,082 career rushing yards — becoming the first player in Montgomery city history to eclipse the 5,000-yard rushing mark ... Totaled six of the top 10 single-game rushing performances in St. James history ... Rushed for 27 touchdowns and a school-record 2,208 rushing yards on a record 277 carries as a senior in 2018 ... Ran for a career-high 303 yards — the second-highest total in St. James history — on just 27 carries (11.2 avg.) in a 41-19 win over Bullock County in 2018 ... Registered 1,686 yards and a program-record 28 touchdowns on the ground as a junior in 2017 ... Four-year letterwinner ... Coached by Jimmy Perry.

**Personal:** Majoring in civil engineering.





33

**JAYTLIN ASKEW****DB • 5-11 • 180 • Jr.**  
**Douglasville, Ga./McEachern**

**2018 (Sophomore):** Appeared in 11 games, making five starts at cornerback ... Started five of the first seven games of the season, missing games versus Clemson (Sept. 22) and Bowling Green (Sept. 29) due to injury ... Saw action in the final six games of the season in a reserve role ... Battled through an upper-body injury sustained early in the season to finish 12th overall on the team and fifth among defensive backs with 26 total tackles ... Recorded lone tackle for loss in season opener against Alcorn State (Sept. 1) ... Had a season-high six tackles (four solo) at USF (Sept. 8) ... Notched five solo tackles in rout at Louisville (Oct. 5) ... Closed the season strong with eight stops over the final three contests — three vs. Virginia (Nov. 17), two at Georgia (Nov. 24) and three in the Quick Lane Bowl vs. Minnesota (Dec. 26).

**2017 (True Freshman):** Appeared in 10 games as a true freshman after enrolling at Georgia Tech in January and participating in spring practice ... Played primarily on special teams and did not record any statistics ... Was one of nine true freshmen that saw action for the Yellow Jackets.

**High School:** Rated as a four-star prospect by ESPN both as a defensive back and a return specialist ... Tabbed as the nation's No. 32-ranked cornerback by ESPN ... Second-team all-state honoree ... Also named all-county and all-region ... Notched seven interceptions over final two prep seasons, including four as a senior in 2016 ... Helped lead McEachern to district championship and state quarterfinals appearance in '16 ... Coached by Kyle Hockman ... Also lettered twice as a sprinter in track and field ... Honor roll student ... Participated in Key Club ... Graduated from high school early and enrolled at Georgia Tech at the beginning of the 2017 spring semester to begin school and football activities.

**Personal:** Is the third of four siblings ... Godbrother, Travis Zachery, rushed for 3,043 yards and 41 touchdowns as a running back at Clemson from 1998-2001 ... Jaytlin is majoring in business administration.

**CAREER HIGHS****Tackles:** 6 at USF (Sept. 8, 2018)**Solo Tackles:** 4 at USF (Sept. 8, 2018)**Tackles for Loss:** 1.0 vs. Alcorn St. (Sept. 1, 2018)**Pass Breakups:** 1, twice - last at Pittsburgh (Sept. 15, 2018)**Kick Returns:** 1 vs. Minnesota (Dec. 26, 2018)**Kick Return Yards:** 27 vs. Minnesota (Dec. 26, 2018)**CAREER STATISTICS****DEFENSIVE**

YR	G-GS	UT	AT	TT	TFL	PD	FF/FR	BLK	QBH
2017	10-0	0	0	0	0.0-0	0	0/0	0	0
2018	11-5	17	9	26	1.0-5	1	0/0	0	0
<b>Total</b>	<b>21-5</b>	<b>17</b>	<b>9</b>	<b>26</b>	<b>1.0-5</b>	<b>1</b>	<b>0/0</b>	<b>0</b>	<b>0</b>



67

**TAD AYCOCK****OL • 6-3 • 284 • r-Fr.**  
**Roswell, Ga./Fellowship Christian School**

**2018 (True Freshman):** Redshirted ... An ACC Honor Roll member.

**High School:** Named all-state twice by *Atlanta Journal Constitution* ... Three-time all-region selection ... Four-year letterwinner as an offensive lineman and defensive lineman ... Helped lead Fellowship Christian to regional championship and Georgia 1-A private state championship appearance as a junior in 2016 ... Coached by Al Morell ... Also lettered in lacrosse and track ... Finished eighth in the state in shot put in 2017 ... Member of National Honor Society, Spanish Honors Society, high honor roll and Beta Club.

**Personal:** Has one younger sister ... Uncles Hunter Chadwick and Sand Chadwick both played football at Georgia Southern (Hunter played for former Georgia Tech head coach Paul Johnson at GSU) ... Tad began playing football in second grade ... Majoring in business finance ... Aspires to be a business owner.




15

**CHICO BENNETT, JR.****DE • 6-4 • 228 • Fr.**  
**Ashburn, Va./Battle Ground Acad. (Tenn.)**

**High School:** Rated as a three-star prospect by ESPN, *247Sports* and *Rivals* ... Played final two prep seasons at Battle Ground Academy in Franklin, Tenn. after spending first two high-school campaigns at Rock Ridge H.S. in Ashburn, Va. ... Was named first-team all-state as a junior in 2017 and is likely to become a two-time honoree when 2018 all-state teams are announced ... Earned first-team all-district and all-region recognition as a junior and senior ... Averaged 2.0 sacks per game as a junior and 1.0 sacks per contest as a senior ... Helped lead Battle Ground to a 12-3 record and appearance in Tennessee Division II Class AA state championship game as a senior ... Selected to participate in East vs. West Tennessee all-star game ... Four-year letterwinner and three-year starter across two schools ... Coached by Roc Batten (Battle Ground Academy) and Tony Talent (Rock Ridge) ... Also lettered in basketball and track ... A member of a military family, Chico was born in Killeen, Texas and lived in Petersburg, Va., Germany, Leavenworth, Kan., Elizabethtown, Ky., Fairfax, Va. and Ashburn, Va. before moving away from home to attend Battle Ground Academy, a prestigious college preparatory school.

**Personal:** Is undecided on a major but aspires for a career in family therapy after football ... Father, Chico Sr., played football at Hawaii (1996-98) ... Mother, Marcie, played basketball at Texas State from (1992-97) ... Uncle, Leon Moore, played football at Tennessee State (1963-66) and went on to play three seasons in the NFL for the Los Angeles Rams (1967-69).

**27****JOSH BLANCATO****WR • 5-10 • 180 • r-So.**  
**Marietta, Ga./Kell**

**2018 (Redshirt Freshman):** Made first-career appearance in season-opening win over Alcorn State ... Had one rush for minus-one yard.

**2017 (True Freshman):** Redshirted.

**High School:** Three-time all-region honoree as a wide receiver at Kell H.S. (coach Derek Cook) ... Also earned all-Cobb County recognition three times (first team as a sophomore, honorable mention as a junior and senior) ... Helped lead team to three region championships (2013, 2014 and 2016) and a pair of state semifinal appearances (2013 and 2016) ... Also played strong safety and returned kicks ... Had 99- and 95-yard kickoff returns for touchdowns ... Three-year captain ... Lists most memorable athletic achievement as racking up 122 receiving yards, including a 70-yard touchdown, and breaking up a pass to clinch regional title as a sophomore ... Team co-captain ... Also earned four letters and was a three-year captain in baseball as a second baseman and outfielder ... Ranked ninth in class with a 4.35 grade point average ... Member of principal's honor roll and National Honor Society.

**Personal:** Has one sibling ... Cousin, Zack Bowers, played college baseball at Georgia and is now a member of the San Francisco Giants organization ... Majoring in mechanical engineering ... Aspires to be an engine developer for a car manufacturer.

**CAREER HIGHS**

**Rush Attempts:** 1 vs. Alcorn St. (Sept. 1, 2018)

**CAREER STATISTICS****RUSHING**

YR	G-GS	ATT	YDS	TD	LG	Avg/C	Avg/G
2017			— Redshirt —				
2018	1-0	1	-1	0	0	-1.0	-1.0
<b>Total</b>	<b>1-0</b>	<b>1</b>	<b>-1</b>	<b>0</b>	<b>0</b>	<b>-1.0</b>	<b>-1</b>

**40****MICHAEL BRIMER****DB • 5-11 • 181 • r-So.**  
**Acworth, Ga./Harrison (NJIT)**

**High School:** A two-year letterwinner in football, playing safety and running back ... Helped lead Harrison to Georgia 6A state semifinals in 2016 ... A multi-sport athlete, also lettered three years swimming and four years playing lacrosse ... Helped lead team to state semifinals in lacrosse and county finals in swimming in 2016 ... Was an academic all-America nominee ... National Honors Society member ... Graduated in the top 20 of his class.

**Personal:** Has seven siblings ... Previously attended the New Jersey Institute of Technology and played for NJIT's NCAA Division I lacrosse program ... Appeared in 15 games and tallied a goal and an assist in 2018 ... Majoring in biology with aspirations of becoming an orthopedic surgeon.

**30****OLIN BROADWAY****LB • 6-3 • 231 • r-So.**  
**Atlanta, Ga./St. Pius X**

**2018 (Redshirt Freshman):** Did not see game action ... An ACC Honor Roll Selection.

**2017 (True Freshman):** Redshirted.

**High School:** Was an all-county honoree at Atlanta's St. Pius X H.S. ... Played outside linebacker and tight end as a prep ... Served as team captain as a senior ... Coached by Paul Standard ... Was also a star swimmer at St. Pius X, earning four letters in the pool and helping lead the team to two state championships (as a freshman in 2014 and a senior in 2017) and a state runner-up finish (as a junior in 2016) ... Also captained the swim team as a senior.

**Personal:** Both parents are Georgia Tech alumni ... Is the oldest of three siblings (a brother and a sister) ... Grandfather, Olin Broadway Jr., played basketball at Wake Forest ... Is a Roman Catholic Eucharistic minister ... Started playing football in sixth grade ... Majoring in business administration.

**86****DJIMON BROOKS****DL • 6-1 • 300 • r-Jr.**  
**Sandersville, Ga./Washington County**

**2018 (Redshirt Sophomore):** Did not see game action.

**2017 (Redshirt Freshman):** Saw first game action of his collegiate career in Georgia Tech's 33-7 win over North Carolina (Sept. 30) ... Did not record any statistics.

**2016 (True Freshman):** Redshirted.

**High School:** Earned all-region recognition in both seasons as a varsity letterwinner at Washington County H.S. ... Helped lead WCHS to second-straight state championship game appearance as a junior in 2014 ... Played both offensive and defensive line as a high-schooler ... Coached by Joel Ingram ... High-school teammate of former Georgia Tech standout A.J. Gray ... Graduated No. 2 in his class.

**Personal:** Born in Albany, Ga. ... One of six siblings in his family, all boys ... Father, Willie Kelly Brooks, played football at Auburn (1988-92) and was a member of two SEC championship teams (1988, 1989) ... Brother, Kelly, was a defensive lineman at Mercer (2012-16) and recorded one tackle against Georgia Tech at Bobby Dodd Stadium on Sept. 10, 2016 ... Brother, Karekin, is a running back at Penn ... Djimon began playing football at age five ... Enjoys hunting and fishing ... Majoring in biomedical engineering.



10

**AHMAREAN BROWN****WR • 5-10 • 155 • Fr.**  
**Tampa, Fla./Jefferson**

**High School:** Rated as a three-star prospect by ESPN, *247Sports* and *Rivals* ... Amassed 74 receptions for 1,348 yards and 13 touchdowns and ran for a pair of touchdowns over final two prep seasons, including 38 catches for 726 yards and seven scores as a senior in 2018 ... Coached by Joe Midulla ... Placed fourth at the 2017 Florida 2A state track championships in the 100m (10.40 seconds) ... High honor roll student.

**Personal:** Majoring in business administration ... One of six siblings ... brother, Michael, played football at Bethune-Cookman ... Brother, Bobby, played football at Eastern Michigan ... Ahmarean enrolled at Georgia Tech in January 2019 and participated in the Yellow Jackets' offseason football program, including spring practice.



89

**NAZIR BURNETT****WR • 6-1 • 175 • Fr.**  
**Harrisburg, Pa./Bishop McDevitt**

**High School:** Rated as a three-star prospect by *247Sports* and ESPN ... Tabbed as the No. 24 player in the state of Pennsylvania by *247Sports* and the No. 25 player in the state by ESPN ... Two-time first-team all-state honoree ... Three-time all-conference performer ... 2018 Eastern Pennsylvania Player of the Year ... Caught 78 passes for 1,746 yards and a school-record 25 touchdowns as a senior in 2018 ... Recorded 52 receptions for 1,110 yards and 15 touchdowns as a junior in 2017 ... Holds school records for single-game receptions (10), receiving yards (258) and touchdown receptions (3) ... Helped lead Bishop McDevitt to district championships as a freshman (2015) and senior (2018) ... selected to represent Pennsylvania in the prestigious Pennsylvania-Ohio Big 33 Football Classic all-star game ... Coached by Jeff Weachter.

**Personal:** Majoring in mechanical engineering.



16

**LIAM BYRNE****QB • 6-4 • 202 • r-Sr.**  
**Woodstock, Ga./Woodstock**

**2018 (Redshirt Freshman):** Made first two appearances of his career as a wide receiver in wins over Alcorn State (Sept. 1) and Louisville (Oct. 5) ... Did not record any statistics.

**2017 (True Freshman):** Redshirted.

**High School:** Four-year letterwinner as a quarterback/wide receiver/linebacker/punter at Woodstock H.S. ... Named honorable-mention all-region and Cherokee Gridiron Club Football Athlete of the Year following senior campaign ... Coached by Brent Budde ... Three-sport athlete also lettered in baseball (left-fielder/pitcher) and basketball (guard) ... Earned a total of 13 varsity letters (four in football, three in baseball, two in basketball) ... Member of National Honor Society, Beta Club and honor roll.

**Personal:** Oldest of four siblings (three sisters) ... Uncle, Terrence Byrne,

was a punter at Villanova ... Grandfather, Dewey Jones, is a Georgia Tech alumnus ... Liam started playing football in fourth grade ... Majoring in mechanical engineering ... Member of ACC academic honor roll ... Is active in Habitat for Humanity and the Georgia Tech Catholic Center ... Was one of 18 student-athletes (six from the football team) to travel to Puerto Rico in May 2018 for Georgia Tech athletics' second-annual Jackets Without Borders service trip, where they helped rebuild homes that were decimated by Hurricane Maria.



1

**JALEN CAMP****WR • 6-2 • 220 • Sr.**  
**Cumming, Ga./South Forsyth**

**2018 (Junior):** An ACC Honor Roll selection ... Appeared in 12 games, starting 11 ... Missed Oct. 13 game vs. Duke due to injury ... Caught 11 passes for 186 yards, both career highs and good for second on the team ... Averaged 16.9 yards per reception ... Had a career-high three receptions in Quick Lane Bowl vs. Minnesota (Dec. 26) ... Caught two passes in three different games — Sept. 1 vs. Alcorn State (21 yds.), Sept. 29 vs. Bowling Green (career-high 70 yds.) and Nov. 10 vs. Miami (42 yds.) ... 37-yard reception vs. Bowling Green was a season long ... Caught a pivotal 22-yard pass for a first down on third-and-6 to help Georgia Tech milk the final 6:43 off the clock in 27-21 win over Miami.

**2017 (Sophomore):** Played in all 11 games as the top receiver off the bench behind starters Ricky Jeune and Brad Stewart ... Caught just one pass but it was a big one — a 49-yarder that gave Georgia Tech first-and-goal at the two-yard line and set up the Yellow Jackets' first touchdown of the game at Virginia (Nov. 4).

**2016 (True Freshman):** One of six true freshmen that saw playing time for Georgia Tech ... Appeared in 11 games as a reserve wideout and on special teams ... Did not record any statistics.

**High School:** Amassed 84 receptions and 25 touchdowns over final two prep seasons, including 47 catches for 819 yards and 15 touchdowns as a senior ... Earned honorable-mention all-state recognition as a senior ... Two-time all-county and all-region honoree ... Served as team captain for a squad that went 11-2 and claimed region championship during his senior campaign, good for the best finish in school history ... Hauled in five passes for 183 yards and three touchdowns, including TD receptions of 84 and 63 yards, in final high-school game, a 49-31 loss to Colquitt County in the 2015 Georgia 6A state quarterfinals ... Also recorded 30 tackles and two interceptions for South Forsyth (coach Jeff Annette) as a senior ... Was also a three-year letterwinner in track and field (100-meter, 4×100-meter relay).

**Personal:** Is one of four siblings — has an older sister and two younger brothers ... Brother, Jamal, is a true freshman defensive lineman at Georgia Tech ... Father, Richard, played football at West Georgia ... Uncle, Ken Camp, played football at Auburn ... Did not begin playing football until 10th grade ... Also enjoys playing basketball ... Majoring in business administration ... Member of ACC academic honor roll.

**CAREER HIGHS**

**Rush Attempts:** 1 vs. Virginia (Nov. 17, 2018)

**Rush Yards:** 3 vs. Virginia (Nov. 17, 2018)

**Longest Rush:** 3 vs. Virginia (Nov. 17, 2018)

**Receptions:** 3, vs. Minnesota (Dec. 26, 2018)

**Receiving Yards:** 70 vs. Bowling Green (Sept. 29, 2018)

**Longest Reception:** 49 at Virginia (Nov. 04, 2017)



## CAREER STATISTICS

### RECEIVING

YR	G-GS	NO.	YDS	TD	LG	Rec./G	Avg/C	Avg/G
2016	11-0	0	0	0	0	0.0	0.0	0.0
2017	11-0	1	49	0	49	0.1	49.0	4.5
2018	12-11	11	186	0	37	0.9	16.9	15.5
<b>Total</b>	<b>34-11</b>	<b>12</b>	<b>235</b>	<b>0</b>	<b>49</b>	<b>0.4</b>	<b>19.6</b>	<b>6.9</b>



55

### JAMAL CAMP

DL • 6-2 • 292 • Fr.  
Cumming, Ga./South Forsyth

**High School:** Rated as a three-star prospect on ESPN, *247Sports* and *Rivals* ... Tallied 106 tackles over his final two prep seasons ... Logged 59 stops (28 solo), seven sacks, 12 tackles for loss and 27 quarterback hurries as a senior in 2018 (5.4 tackles per game) ... Finished with 45 hurries for his high-school career ... Deflected five passes and forced a fumble over the course of his prep career ... Three-year letterwinner.

**Personal:** Joins his brother, Jalen (a senior wide receiver), as a member of Georgia Tech's football program ... Majoring in business administration.



10

### CHRISTIAN CAMPBELL

DB • 6-2 • 210 • r-Sr.  
Ponchatoula, La./Ponchatoula

**2018 (Redshirt Junior):** Saw action in all 13 games as a reserve outside linebacker ... Recorded 19 tackles, two sacks and 2.5 tackles for loss (all career highs) ... Tied for fifth on the team with four special-teams tackles (all on kickoff coverage) ... Had at least one tackle in 10-of-13 games ... Recorded first-career sack in season opener against Alcorn State (Sept. 1) ... Had three stops in back-to-back games at USF (Sept. 8) and Pitt (Sept. 15) ... Notched a season-high four tackles, including a sack, in rout at Louisville (Oct. 5) ... Had three tackles and was in on a tackle for loss at Georgia (Nov. 24).

**2017 (Redshirt Sophomore):** Saw action in all 11 games as a reserve safety and a key contributor on special teams ... Made his first-career start in place of injured starting free safety A.J. Gray on Nov. 4 at Virginia ... Five of his 11 tackles on the season came in the start at UVA ... Five tackles at Virginia were a career high and his pass breakup against the Cavaliers was the first of his career ... The week before the start at UVA, he notched the first tackle for loss of his career, a 17-yarder at Clemson (Oct. 28) ... Three of his 11 tackles came on special teams (two on punts, one on kickoff).

**2016 (Redshirt Freshman):** Appeared in nine games, primarily on special teams ... Recorded one tackle versus Clemson (Sept. 22).

**2015 (True Freshman):** Redshirted.

**High School:** Two-sport athlete at Ponchatoula H.S. ... Played both football and baseball for the Green Wave ... Finished with 4,030 career rushing yards and 75 total touchdowns ... Averaged nearly 10 yards per rush as senior, gaining 1,533 yards on 156 attempts ... Rushed for more than 2,700 yards and 30 total touchdowns in final two seasons at Ponchatoula H.S. ... Named to Louisiana Class 5A all-state team as athlete ... Two-time all-district 6-5A selection as athlete ... Named District

6-5A Offensive Player of the Year in 2013 and 2014 — his 2014 selection was a unanimous vote by the coaches ... Also named to New Orleans all-metro team by NOLA.com/The Times-Picayune ... Led Ponchatoula H.S. to 11-0 regular season as senior, best in school history.

**Personal:** Brother, Donavaugh, is an offensive lineman at LSU ...

Teammate Jahaziel Lee is his cousin ... Majoring in literature, media and communication.

## CAREER HIGHS

**Tackles:** 5 at Virginia (Nov. 4, 2017)

**Solo Tackles:** 2 at No. 7 Clemson (Oct. 28, 2017)

**Sacks:** 1.0, twice — last at Louisville (Oct. 05, 2018)

**Tackles for Loss:** 1.0, three times — last at Louisville (Oct. 5, 2018)

**Pass Breakups:** 1 vs. Bowling Green (Sept. 29, 2018)

## CAREER STATISTICS

### DEFENSIVE

YR	G-GS	UT	AT	TT	TFL	PD	FF/FR	SACK	QBH
2015					— Redshirt —				
2016	9-0	0	1	1	0.0-0	0	0/0	0.0	0
2017	11-1	4	5	9	1.0-17	1	0/0	0.0	0
2018	13-0	11	8	19	2.5-6	1	0/0	2.0	1
<b>Total</b>	<b>33-1</b>	<b>15</b>	<b>14</b>	<b>29</b>	<b>3.5-23</b>	<b>2</b>	<b>0/0</b>	<b>2.0</b>	<b>1</b>



10

### JOSH CARLSON

DB • 5-10 • 177 • Jr.  
Johns Creek, Ga./Home Schooled

**2018 (Sophomore):** Earned a spot on team but did not see game action.

**High School:** Three-year high-school letterwinner ... played defensive back, wide receiver and running back ... National Merit Scholar Finalist ... Helped lead the nationally ranked debate team for three-straight year (2014-16).

**Personal:** Has eight siblings ... Father, Kurt, rowed crew at MIT in 1985 and ran indoor track in 1986 ... Aunt, Kristin, swam at MIT from 1983-86 ... intends on double majoring in materials science and engineering and business administration.



29

### TARIQ CARPENTER

DB • 6-2 • 223 • Jr.  
Ludowici, Ga./Long County

**2018 (Sophomore):** Started all 13 games at strong safety ... Ranked fourth on the team with 55 tackles ... Tied for team lead with two interceptions and seven passes defended ... Had at least one tackle in 12-of-13 games and multiple stops in 10-of-13 contests ... Tied for third on the team with five special-teams tackles (all on kickoff coverage) ... Intercepted a pass on the opening series at USF (Sept. 8) but was ejected from the game due to a targeting penalty one defensive series later, a turning point in the Yellow Jackets' 49-38 defeat ... Came back the next week to record five tackles, including one for loss, at Pitt (Sept. 15) ... Made eight stops (second-highest total of the season) against eventual national champion Clemson (Sept. 22) ... Had six tackles in limited action



in rout over Bowling Green (Sept. 29) ... Made key interception that led to Georgia Tech's go-ahead touchdown in fourth quarter of 35-28 victory at North Carolina (Nov. 3) ... Notched six tackles and forced a fumble in win over Miami (Nov. 10) ... Had a career-high 10 tackles in overtime win over Virginia (Nov. 17).

**2017 (True Freshman):** Made his collegiate debut in Georgia Tech's fifth game of the season at Miami (Oct. 14) and played in five of the final six games of the season ... Saw action primarily on special teams, with both of his tackles (Nov. 4 at Virginia, Nov. 18 at Duke) coming in punt coverage.

**High School:** Rated as a three-star prospect by ESPN and *247Sports* ... Named first-team all-state as a senior by *RecruitGeorgia.com* ... Also an all-region, all-district and all-area honoree ... Versatile athlete played defensive back, wide receiver and returned kicks during his prep career ... Had the longest kickoff return in school history as a senior ... Four-year letterwinner and three-year captain ... Coached by Eric McNair ... Also played basketball for two seasons and was two-year captain of track and field team, participating in long jump and high jump ... Honor roll student.

**Personal:** Is one of nine siblings ... Mother, Demetria Fiffie, played basketball at Central Methodist University (1992-96) ... Uncle, Thurlos Pearson, played football at Missouri ... Tariq began playing football when he was five ... Is majoring in literature, media and communication.

## CAREER HIGHS

**Tackles:** 10 vs. Virginia (Nov. 17, 2018)

**Tackles for Loss:** 1.0 at Pitt (Sept. 18, 2018)

**Interceptions:** 1, twice - last at North Carolina (Nov. 3, 2018)

**Longest Interception Return:** 6 at North Carolina (Nov. 3, 2018)

**Pass Breakups:** 1, six times - last vs. Minnesota (Dec. 26, 2018)

**Fumbles Forced:** 1 vs. Miami (Fla.) (Nov. 10, 2018)

## CAREER STATISTICS

### DEFENSIVE

YR	G-GS	UT	AT	TT	TFL	PD	FF/FR	INT	QBH
2017	6-0	2	0	2	0-0-0	0	0/0	0	0
2018	13-13	35	20	55	1.5-2	7	1/0	2-6	0
<b>Total</b>	<b>19-13</b>	<b>37</b>	<b>20</b>	<b>57</b>	<b>1.5-2</b>	<b>7</b>	<b>1/0</b>	<b>2-6</b>	<b>0</b>



# 15

## MALACHI CARTER

**WR • 6-3 • 195 • So.**  
**Lawrenceville, Ga./Mountain View**

**2018 (True Freshman):** Played in all 13 games as a reserve wideout ... Was one of only 13 true freshmen, including just three on the offensive side of the ball, to see action for Georgia Tech in 2018 ... Caught three passes for 56 yards and a touchdown ... Three receptions and 56 yards were both good for third among GT wideouts ... 18.7 yards-per-reception average was tops on the team among wide receivers with at least two catches ... Receptions came Sept. 8 vs. USF (13 yds.), Sept. 15 vs. Pitt (11 yds.) and Oct. 13 vs. Duke (32-yard touchdown).

**High School:** Rated as a three-star prospect by ESPN, *247Sports/Scout* and *Rivals* ... Two-time all-state honoree (first team as a senior in 2017, second team as a junior in '16) ... Two-time Gwinnett County Wide Receiver of the Year (2016 and 2017) ... Caught 130 passes for 2,360 yards and 30 touchdowns over the final two seasons of his prep

career, including a Gwinnett County-record 1,348 yards on 72 receptions (tied for second in county history) and 19 touchdowns as a senior in 2017 ... Caught 58 passes for 1,012 yards and 11 touchdowns as a junior in 2016 ... Also earned all-region honors as a junior ... Three-year letterwinner ... Coached by Nick Bach ... Was also a four-year letterwinner in track and field.

**Personal:** Began playing football when he was six years old ... Is originally from Suffern, N.Y. (Rockland County), 35 miles north of New York City ... Also lived in Wilmington, N.C. before moving to metro Atlanta ... Majoring in literature, media and communications.

## CAREER HIGHS

**Receptions:** 1, three times - last vs. Duke (Oct. 13, 2018)

**Receiving Yards:** 32 vs. Duke (Oct. 13, 2018)

**Receiving TDs:** 1 vs. Duke (Oct. 13, 2018)

**Longest Reception:** 32 vs. Duke (Oct. 13, 2018)

## CAREER STATISTICS

### RECEIVING

YR	G-GS	NO.	YDS	TD	LG	Rec./G	Avg/C	Avg/G
2018	13-0	3	56	1	32	0.2	18.7	4.3
<b>Total</b>	<b>13-0</b>	<b>3</b>	<b>56</b>	<b>1</b>	<b>32</b>	<b>0.2</b>	<b>18.7</b>	<b>4.3</b>



# 93

## T.K. CHIMEDZA

**DL • 6-3 • 295 • r-Fr.**  
**Dacula, Ga./IMG Academy**

**2018 (True Freshman):** Redshirted due to only seeing action in four games - Alcorn State (Sept. 1), Duke (Oct. 13), Georgia (Nov. 24) and Minnesota (Dec. 26) ... Recorded four tackles, three of which came in the regular-season finale at Georgia ... was one of 13 true freshmen to see game action for the Yellow Jackets.

**High School:** Rated as a four-star prospect by ESPN ... Was the nation's No. 28-ranked defensive tackle in his class, according to *ESPN* ... Recorded 66 tackles in 18 games over two seasons at IMG Academy in Bradenton, Fla. ... Helped IMG post a perfect 20-0 record against what was widely regarded as the nation's most challenging high school schedule during his two seasons with the program ... Spent his first two prep seasons at Dacula H.S. ... Coached at IMG by Kevin Wright and at Dacula by Tommy Jones ... Graduated a semester early and enrolled at Georgia Tech in January 2018.

**Personal:** Is the middle of three siblings ... Was born in Philadelphia, Pa. ... Grandfather, Steven Chimedza, was a professional soccer player in Zimbabwe ... Sister, Ruva, played soccer at Southern Wesleyan University in Central, S.C. ... Majoring in business administration.

## CAREER HIGHS

**Tackles:** 3 at No. 5 Georgia (Nov. 24, 2018)



## CAREER STATISTICS

### DEFENSIVE

YR	G-GS	UT	AT	TT	TFL	PD	FF/FR	INT	QBH
2018	4-0	1	3	4	0.0-0	0	0/0	0	0
<b>Total</b>	<b>4-0</b>	<b>1</b>	<b>3</b>	<b>4</b>	<b>0.0-0</b>	<b>0</b>	<b>0/0</b>	<b>0</b>	<b>0</b>



## 66 JACK COCO

**OL • 6-3 • 276 • r-So.**  
Johns Creek, Ga./Johns Creek



## 72 CHARLIE CLARK

**OL • 6-4 • 292 • r-So.**  
Atlanta, Ga./Marist

**2018 (Redshirt Freshman):** Saw action in six games as a reserve offensive lineman — Alcorn State (Sept. 1), Bowling Green (Sept. 29), Louisville (Oct. 5), Virginia Tech (Oct. 25), Virginia (Nov. 17) and Quick Lane Bowl vs. Minnesota (Dec. 26).

**2017 (True Freshman):** Redshirted.

**High School:** Rated as a three-star prospect by ESPN and *247Sports* ... Named first-team all-state, all-region and all-county by Atlanta Journal-Constitution as a senior ... Also voted team MVP by teammates as a senior, which he lists as one of his most memorable athletic accomplishments ... Three-year letterwinner ... Helped lead Marist to three state playoff appearances, advancing to the third round in 2014 and 2015 ... Coached by Alan Chadwick ... Involved in school's religious activities as a member of altar server board and Eucharistic minister.

**Personal:** Grandfather, Don Shea, played football at Georgia and with the Washington Redskins and went on to be an SEC basketball official for 30 years ... Majoring in business administration.

**2018 (Redshirt Freshman):** Saw action in 11 games as the Yellow Jackets' long snapper on field goals and PATs ... Did not have an errant snap all season, which played a key role in true freshman Wesley Wells going a perfect 48-for-48 on place-kick attempts (9-for-9 on field goals, 39-for-39 on PATs) over the final eight games of the campaign.

**2017 (True Freshman):** Redshirted.

**High School:** Four-year letterwinner as an offensive lineman and long snapper ... Served as team captain and helped lead team to 2016 Region 6-6A championship as a senior ... Coached by Matt Kemper ... Selected to participate in Senior Elite Classic ... Also lettered in lacrosse.

**Personal:** Has two sisters, one older and one younger ... Sister, Claudia, played volleyball at Tennessee (2014-16) ... Jack volunteers with Special Olympics ... Enjoys wake surfing and golf ... Started playing football at age six ... Majoring in business administration ... Aspires for a career in real estate.



## 43 TYLER COOKSEY

**TE • 6-2 • 236 • r-So.**  
Suwanee, Ga./Greater Atlanta Christian



## 7 ANTONNEOUS CLAYTON

**DL • 6-2 • 265 • r-Jr.**  
Vienna, Ga./Dooly County (Florida)

**2016-18 (Florida):** Spent the past three seasons at the University of Florida, where he was recruited by then-UF defensive coordinator and current Georgia Tech head coach Geoff Collins ... Played in 17 games at Florida ... Sustained a season-ending injury as a freshman in 2016.

**High School:** Rated as a five-star prospect by *Rivals* coming out of Dooly County H.S. in Vienna, Ga. ... Tabbed as the No. 27 overall player in the nation and the No. 2 defensive end in the class of 2016 by both *Rivals* and *247Sports* ... First-team all-state honoree ... Recorded 77 tackles (68 solo), 27 tackles for loss, 13 quarterback hurries, nine sacks, a forced fumble and a fumble recovery as a senior at Dooly County ... Selected to participate in 2016 Under Armour All-America Game ... Coached at Dooly County by Jimmy Hughes.

**Personal:** Majoring in history, technology and society.

**2018 (Redshirt Junior):** Appeared in all 13 games, primarily on special teams and as a reserve linebacker ... did not record any statistics.

**2017 (Redshirt Sophomore):** Saw action in six games on special teams and as a reserve linebacker ... Made first-career tackle in win over North Carolina (Sept. 30).

**2016 (Redshirt Freshman):** Appeared in four games for the Yellow Jackets on the special teams unit ... Did not record any statistics ... Named Georgia Tech's Defensive Scout Team Player of the Year for his efforts on the practice field.

**2015 (True Freshman):** Did not play, redshirted ... Member of Scout team.

**High School:** Played tight end and inside linebacker for three seasons of football at Greater Atlanta Christian School for head coach Tim Hardy ... Was team captain as a senior ... Tallied 91 tackles, six sacks, 12 tackles for loss and returned an interception for touchdown as a senior ... Helped lead Greater Atlanta Christian to 2014 regional title and state runner-up finish with 14-1 record ... Named to Gwinnett Honor Roll by *Gwinnett Daily Post* in 2013 and 2014 ... Named to Atlanta Journal-Constitution Super 75 for 2015 ... Selected first-team all-region 6-2A and second-team all-state as senior ... Played two seasons on baseball team.

**Personal:** Full name is John Tyler Cooksey ... Born July 13, 1996 in Decatur, Ga. ... Son of Tom and Cindy Cooksey ... Father, Tom, played nose guard for Georgia Tech from 1976-80 and played one year (1981) with Atlanta Falcons ... Majoring in business administration.

## CAREER HIGHS

**Tackles:** 1 vs. North Carolina (Sept. 30, 2017)

## CAREER STATISTICS

### DEFENSIVE

YR	G-GS	UT	AT	TT	TFL	PD	FF/FR	INT	QBH
2015					— Redshirt —				
2016	4-0	0	0	0	0.0-0	0	0/0	0	0
2017	6-0	1	0	1	0.0-0	0	0/0	0	0
2018	13-0	0	0	0	0.0-0	0	0/0	0	0
<b>Total</b>	<b>23-0</b>	<b>1</b>	<b>0</b>	<b>1</b>	<b>0.0-0</b>	<b>0</b>	<b>0/0</b>	<b>0</b>	<b>0</b>



# 55

## KENNY COOPER

**OL • 6-3 • 317 • Sr.**  
**Calhoun, Ga./Sonoraville**

**2018 (Junior):** Appeared in 11 games and started the final seven games of the season at center ... Missed the first two games of the season while continuing to recover from offseason foot surgery ... Returned to action at Pitt (Sept. 15) and spent the next four games coming off the bench, working into the offensive line rotation at both center and guard ... Reclaimed his starting role at center vs. Duke (Oct. 13) ... Helped pave the way for Georgia Tech to lead the nation in rushing offense (325.0 ypg).

**2017 (Sophomore):** Started all 11 games at center ... Was one of only two Georgia Tech offensive linemen to start all 11 games (joining sophomore left guard Parker Braun) ... Helped pave the way for Georgia Tech to lead the ACC and rank fifth nationally in rushing offense (307.4 ypg) ... Was a key cog in an offensive front that helped QB TaQuon Marshall (1,146 rushing yards) and BB KirVonte Benson (1,053) become only the second set of Georgia Tech teammates to ever rush for 1,000 yards in the same season and the first Tech duo to both rush for 100 yards in the same game four times ... Also helped the Yellow Jackets set a school record with four 400-yard rushing games on the season ... Named ACC Offensive Lineman of the Week after taking 10 defenders to the ground (one every 7.6 snaps) and helping the Jackets rush for 403 yards in a 33-7 win over North Carolina (Sept. 30).

**2016 (True Freshman):** One of six true freshmen that saw playing time for Georgia Tech ... Appeared in five games ... Made first-career start at center at No. 18 Virginia Tech (Nov. 12) in place of injured starter Freddie Burden ... Helped Yellow Jackets rush for 309 yards in 30-20 win over 18th-ranked Hokies ... Also saw significant action in Jackets' 33-18 TaxSlayer Bowl win over Kentucky (Dec. 31) after Burden left the game due to injury.

**High School:** Named first-team all-state and Calhoun Times Gordon County Co-Defensive Player of the Year after recording 78 tackles, 22 tackles for loss and 12 sacks during final high-school campaign ... Helped lead Sonoraville H.S. (coach Jim Kremer) to an 8-4 overall record and first state playoff win in school history as a senior ... Totaled 152 total tackles (69 solo) and six sacks as a junior ... Versatile athlete was also a member of Sonoraville's basketball, wrestling and track and field teams over the course of his prep career ... Was state runner-up in heavyweight class as a senior to cap his first-ever season as a wrestler.

**Personal:** Is the youngest of three siblings ... Hobbies include fishing ... Started playing football at age 5 ... Majoring in business administration.



# 31

## NATHAN COTTRELL

**RB • 5-11 • 193 • r-Sr.**  
**Knoxville, Tenn./Knoxville West**

**2018 (Redshirt Junior):** An ACC Honor Roll selection ... Appeared in all 13 games as a reserve slot back ... Ranked fifth overall on the team and tops among slot backs with 46 carries for 362 yards and four touchdowns (all career highs) ... Averaged 7.9 yards per carry ... Also caught three passes for 12 yards ... Logged at least one carry in 12-of-13 games and multiple carries in 11-of-13 ... Opened the season with a 25-yard run against Alcorn State (Sept. 1) ... Scored first-career touchdown on a two-yard run against Clemson (Sept. 22) ... Torched Bowling Green (Sept. 29) for 46 yards and a touchdown on just five carries ... Ran nine times for 90 yards (both season highs) and scored on an 11-yard run in 38-28 victory at North Carolina (Nov. 3) ... Toted the ball six times for 51 yards, including a season-long 34-yard gain, in win over Miami (Nov. 10) ... Ran three times for 36 yards and scored Georgia Tech's lone touchdown on a 20-yard run in Quick Lane Bowl vs. Minnesota (Dec. 26).

**2017 (Redshirt Sophomore):** Emerged as a regular member of Georgia Tech's rotation at A-back and a key contributor to the Yellow Jackets' offense ... Ranked third on the team in rushing (271 yards) and all-purpose yardage (470) ... Averaged a team-best 8.2 yards per carry (min. two attempts) ... Recorded 23 of team's 40 kickoff returns, averaging 20.4 yards per return ... After coming into the season with just one career carry, rushed a season-high six times for 79 yards (13.2 avg.) in opener versus Tennessee (Sept. 4) ... Carried the ball three times for 24 yards at Miami (Oct. 14) ... Had three carries for 83 yards (27.7 avg.), including a career-long 69-yard run that set up Georgia Tech's first touchdown in a 28-22 win over No. 17 Virginia Tech (Nov. 11) ... Ran five times for 43 yards (8.6 avg.), including a 33-yard catch that was the long play of the Jackets' lone touchdown drive against Georgia (Nov. 25).

**2016 (Redshirt Freshman):** Appeared in 11 games, primarily on special teams ... Notched two special-teams tackles ... Served as Georgia Tech's primary kick returner in five of the final six games of the season ... Averaged 20.8 yards over nine late-season kick returns ... Picked up six yards on only carry of the season (Sept. 10 vs. Mercer).

**2015 (True Freshman):** Redshirted.

**High School:** Named all-district, all-region, all-state running back as junior and senior ... First-team PrepXtra running back in 2013 and 2014 ... Named all-region first-team of the year and returner of the year in 2013 and 2014 ... Named to High School Heroes Team as junior and senior ... Also named High School Heroes Player of the Year as junior and senior ... Finished career with school-record 3,974 rushing yards and 48 touchdowns ... Averaged 11.8 yards per carry (334 carries) ... Also hauled in 35 catches for 685 yards and nine touchdowns (19.6 yards per reception) ... Averaged 40.7 yards per kick return with five touchdowns over career (23 returns, 937 yards) ... Finished with school-record 5,594 total yards and 63 total touchdowns, including one passing TD ... Rushed for school-record 1,956 yards as senior ... Also set school single-game rushing mark with 255 yards ... Named Offensive MVP of 2014 state championship game ... Led Knoxville West to 2014 state title and 2013 runner-up finish ... Timed in 40-yard dash at 4.33.

**Personal:** Has older brothers and one older sister ... Majoring in business administration ... Chose Georgia Tech because of the academics, great football team and the city of Atlanta.

**CAREER HIGHS**

**Rush Attempts:** 9 at North Carolina (Nov. 3, 2018)  
**Rush Yards:** 90 at North Carolina (Nov. 3, 2018)  
**Rush TDs:** 1, four times - last vs. Minnesota (Dec. 26, 2018)  
**Longest Rush:** 69 vs. Virginia Tech (Nov. 11, 2017)  
**Receptions:** 2 vs. Duke (Oct. 13, 2018)  
**Receiving Yards:** 6, twice - last vs. Duke (Oct. 13, 2018)  
**Longest Reception:** 9 vs. Duke (Oct. 13, 2018)  
**Kick Returns:** 8 at Virginia (Nov. 4, 2017)  
**Kick Return Yards:** 178 at Virginia (Nov. 4, 2017)  
**Longest Kick Return:** 35 at Miami (Oct. 14, 2017)  
**Fumble Recoveries:** 1 at No. 18/22 Virginia Tech (Nov. 12, 2016)

**CAREER STATISTICS****RUSHING**

YR	G-GS	ATT	YDS	TD	LG	Avg/C	Avg/G
2015					— Redshirt —		
2016	11-0	1	6	0	6	6.0	0.5
2017	11-3	33	271	0	69	8.2	24.6
2018	13-0	46	362	4	34	7.9	27.8
<b>Total</b>	<b>35-3</b>	<b>80</b>	<b>639</b>	<b>4</b>	<b>69</b>	<b>8.0</b>	<b>18.3</b>

**RECEIVING**

YR	G-GS	NO.	YDS	TD	LG	Rec./G	Avg/C	Avg/G
2015					— Redshirt —			
2016	11-0	0	0	0	0	0.0	0.0	0.0
2017	11-3	0	0	0	0	0.0	0.0	0.0
2018	13-0	3	12	0	9	0.2	4.0	0.9
<b>Total</b>	<b>35-3</b>	<b>3</b>	<b>12</b>	<b>0</b>	<b>9</b>	<b>0.1</b>	<b>4.0</b>	<b>0.3</b>

**KICKOFF RETURNS**

YR	G-GS	NO.	YDS	TD	LG	Avg/R	Avg/G
2015					— Redshirt —		
2016	11-0	9	187	0	27	20.8	17.0
2017	11-3	23	470	0	35	20.4	42.7
2018	13-0	0	0	0	0	0.0	0.0
<b>Total</b>	<b>35-3</b>	<b>32</b>	<b>657</b>	<b>0</b>	<b>35</b>	<b>20.5</b>	<b>18.8</b>

**6****DAVID CURRY**

**LB • 6-2 • 230 • r-Sr.**  
**Buford, Ga./Buford**

**2018 (Redshirt Junior):** Appeared in all 13 games and made 12 starts at inside linebacker ... Ranked sixth on the team with 47 tackles ... Registered at least one tackle in every game and made multiple stops in 12-of-13 ... Opened the season with four tackles and a fumble recovery that he returned 15 yards for a touchdown in shutout win over Alcorn State (Sept. 1) ... Had six tackles at USF (Sept. 8) but was ejected from the game due to a targeting penalty in the second half, a turning point in Georgia Tech's 49-38 loss ... Was forced to sit out of the first half at Pitt (Sept. 15) due to the previous week's targeting call but returned to make two tackles in the second half of the defeat ... Was in on a sack against Clemson (Sept. 22) ... Had five tackles and a quarterback hurry in rout at Louisville (Oct. 5) ... Recorded a career-high seven stops in win at North Carolina (Nov. 3) ... Had six tackles in Quick Lane Bowl vs. Minnesota (Dec. 26).

**2017 (Redshirt Sophomore):** Sustained a lower-body injury during fall camp and missed the entire season.

**2016 (Redshirt Freshman):** Appeared in all 13 games with one start at outside linebacker (Sept. 17 vs. Vanderbilt) ... Finished the season with 12 tackles ... Ranked second on the team with four special-teams tackles (two on kickoffs, two on punts) ... Matched a career high with three tackles at Pittsburgh (Oct. 8) and Virginia Tech (Nov. 12).

**2015 (True Freshman):** Redshirted.

**High School:** Three-year letterwinner ... Team captain as senior while leading Buford to three-straight state titles ... Buford was 58-2 in four years ... 2014 all-county, all-state first team selection and region defensive player of the year ... Also played receiver, punter and punt returner ... Led Buford with 75 tackles along with nine pass breakups, two interceptions and two punt returns for touchdown as senior ... Coached by Jess Simpson, who is now defensive line coach at ACC rival Miami ... Lettered three years in track for head coach David Snell ... Team captain all three years ... Was 2013 Georgia state pole vault champion.

**Personal:** Has two older brothers and one younger sister ... Father, Buddy, was two-time All-Pro linebacker for Atlanta Falcons and 1980 NFL Defensive Rookie of the Year ... Brother, Justin, was drafted by Cincinnati Reds out of high school ... Brother, Jessel, played football at Auburn in 2009-11 and Delaware in 2011-14 ... Majoring in economics.

**CAREER HIGHS**

**Tackles:** 7 at North Carolina (Nov. 3, 2018)  
**Solo Tackles:** 4 at USF (Sept. 8, 2018)  
**Sacks:** 0.5 vs. Clemson (Sept. 22, 2018)  
**Tackles for Loss:** 0.5 vs. Clemson (Sept. 22, 2018)  
**Interceptions:** 1 vs. Bowling Green (Sept. 29, 2018)  
**Fumbles Recovered:** 1 vs. Alcorn St. (Sept. 1, 2018)  
**Touchdowns:** 1 vs. Alcorn St. (Sept. 1, 2018)

**CAREER STATISTICS****DEFENSIVE**

YR	G-GS	UT	AT	TT	TFL	PD	FF/FR	INT	QBH
2015					— Redshirt —				
2016	13-1	6	6	12	0.0-0	0	0/0	0	0
2017	0-0	0	0	0	0.0-0	0	0/0	0	0
2018	13-12	28	19	47	0.5-3	1	1/0	1	1
<b>Total</b>	<b>26-13</b>	<b>34</b>	<b>25</b>	<b>59</b>	<b>0.5-3</b>	<b>1</b>	<b>0/1</b>	<b>1</b>	<b>1</b>

**9****TYLER DAVIS**

**TE • 6-4 • 250 • r-Sr.**  
**North Bellmore, N.Y./Mepham (UConn)**

**2016-18 (UConn):** Graduate transfer from UConn ... Played in all 36 games at UConn over the past three seasons and has on season of eligibility remaining ... Made 15 starts for the Huskies, including 11 as a junior in 2018 ... Amassed 47 receptions for 500 yards and seven touchdowns at UConn, including 22 catches for 237 yards and six scores in 2018 ... Six TDs in '18 were tied for the second-most by a tight end in UConn history ... Also completed three passes for 58 yards over his three seasons with the Huskies ... Academic all-American Athletic Conference honoree.



**High School:** Was a three-year starter at quarterback as a high-schooler at Mepham H.S. on Long Island ... Threw for 2,115 yards and 19 touchdowns and ran for 1,660 yards and 43 scores over final two prep seasons ... All-state honoree ... Ranked as New York's No. 5 prospect by ESPN.

**Personal:** Earned a bachelor's degree in financial management in just three years and began master's program at UConn during the 2018 fall semester ... Is pursuing a M.S. in economics at Georgia Tech. Aspires for a career on Wall Street after football ... Enrolled at Georgia Tech in January and participated in the Yellow Jackets' offseason football program, including spring practice.



91

**KELTON DAWSON**

**DL • 6-3 • 258 • r-So.**  
Stockbridge, Ga./Stockbridge

**2018 (Redshirt Freshman):** Appeared in two games — wins over Bowling Green (Sept. 29) and Virginia Tech (Oct. 25) ... Registered first-career tackle in rout over Bowling Green.

**2017 (True Freshman):** Redshirted.

**High School:** Rated as a three-star prospect by ESPN, *247Sports*, *Rivals* and *Scout* ... First-team all-region selection as a senior ... Ranked up more than 70 tackles, 20 tackles for loss and nine sacks over the final two seasons of prep career ... Helped lead Stockbridge to a 13-1 record, regional championship and state semifinal appearance as a senior ... Two-year captain ... Coached by Kevin Whitley ... Also a four-year letterwinner in basketball.

**Personal:** Began playing football when he was 6 ... Says he chose Georgia Tech due to great education, great sports and because he loves his hometown of Atlanta ... Majoring in business administration.



78

**JACK DEFOOR**

**OL • 6-5 • 305 • r-Jr.**  
Calhoun, Ga./Calhoun (Ole Miss)

**2018 (Redshirt Sophomore, Georgia Tech):** Appeared in nine games on special teams and as a reserve offensive lineman in first season as a Yellow Jacket.

**2016-17 (Ole Miss):** Appeared in four games as a reserve offensive lineman in 2018 ... Made his collegiate debut in season opener against South Alabama (Sept. 2) ... Also saw time against Tennessee-Martin (Sept. 9), Vanderbilt (Oct. 14) and Louisiana-Lafayette (Nov. 11) ... Redshirted as a true freshman in 2016 ... Named National Football Foundation freshman scholar-athlete.

**High School:** Rated as a three-star prospect by ESPN, *247Sports*, *Rivals* and *Scout* ... Ranked as the No. 28 offensive guard in the nation and the No. 42 overall recruit in the state of Georgia by ESPN ... First-team all-state honoree ... Named to *Chattanooga Times Free Press* "Dandy Dozen" team ... Helped lead Calhoun to a 28-1 overall record, back-to-back state championship game appearances and the 2016 Georgia AAA title over his final two prep seasons (2015 and 2016) ... Coached by Hal Lamb ... Also lettered in basketball and track and field and helped lead Calhoun to region championships in both sports.

**Personal:** Member of Dean's List at Ole Miss ... Majoring in business administration.



83

**DYLAN DEVENEY**

**TE • 6-6 • 256 • Fr.**  
Medford, N.J./The Hun School

**High School:** Rated as a three-star prospect by ESPN and *247Sports* ... Tabbed as the No. 28-ranked tight end prospect in the nation by ESPN ... Standout basketball and baseball player who had Division I offers in both sports, he didn't begin playing football until midway through his senior season at Shawnee H.S. in 2017 ... In five games with Shawnee in '17, caught six passes for 94 yards ... Utilized a postgraduate year at The Hun School in 2018 and hauled in 12 passes for 282 yards and one touchdown in six games ... Averaged 23.5 yards per reception ... Scored more than 1,000 points in three high-school basketball seasons, averaging 17.6 points per game ... Struck out more than a batter per inning as a senior pitcher on the baseball diamond.



52

**JUSTICE DINGLE**

**DL • 6-3 • 265 • r-Fr.**  
Bowling Green, Ky./Bowling Green

**2018 (True Freshman):** Redshirted due to only seeing action in four games, the first four contests of the year vs. Alcorn State (Sept. 1), at USF (Sept. 8), at Pitt (Sept. 15) and vs. Clemson (Sept. 22) ... Recorded one tackle at USF ... Was one of 13 true freshmen to see game action for the Yellow Jackets.

**High School:** Rated as a four-star prospect by *Rivals* ... No. 2-ranked player in his class in the state of Kentucky and the No. 18-ranked inside linebacker in the nation, according to *Rivals* ... Listed as the nation's No. 16-ranked inside linebacker by ESPN ... Two-time all-state honoree ... Two-time first-team all-district selection ... Nominated for Army All-America Game, Dick Butkus Award (national high school Linebacker of the Year) and Kentucky's Mr. Football award as a senior ... Selected to participate in Kentucky/Tennessee Border Bowl, Kentucky Best of Bluegrass all-star game and Army All-American Combine ... Helped lead Bowling Green to state championship as a junior in 2016 ... Two-time team captain ... Honor roll student ... Coached by Kevin Wallace ... Played first two prep seasons at Oakland H.S. in Murfreesboro, Tenn. (coached by Kevin Cressy and Tommy McDaniel) ... Helped lead Oakland to a pair of district championships as a freshman and sophomore (2014 and 2015) ... Also lettered in track and field and basketball.

**Personal:** Has a younger brother ... Born in Manning, S.C. ... Active in Fellowship of Christian Athletes and as a volunteer for Nashville Bridge Ministry ... Majoring in civil engineering.



21

**STEPHEN DOLPHUS**

**WR • 6-5 • 217 • r-Jr.**  
Macon, Ga./Westside

**2018 (Redshirt Sophomore):** Appeared in eight games, including the first two starts of his career vs. Duke (Oct. 13) and at Virginia Tech (Oct.



25) ... Made the first catch of his career, a 39-yarder, in win over Bowling Green (Sept. 29).

**2017 (Redshirt Freshman):** Appeared in three games – vs. North Carolina (Sept. 30), at Clemson (Oct. 28) and at Duke (Nov. 18) ... Did not record any statistics.

**2016 (True Freshman):** Redshirted.

**High School:** Named first-team all-state by the *Atlanta Journal Constitution* and honorable mention all-state by the Georgia Sports Writers Association as a senior ... Also earned first-team all-region and second-team all-Middle Georgia recognition following final prep campaign ... Named second-team all-region and honorable-mention all-Middle Georgia as a junior ... Two-time first-team all-conference honoree ... Caught 52 passes for 832 yards and nine touchdowns as a senior and had 47 receptions for 819 yards and 15 touchdowns as a junior ... Broke school record for career receptions that was previously held by his brother, Shannon Smith ... Four-year letterwinner under coach Sheddric Risper at Westside H.S. ... Served as team captain as a senior ... Participated in 2015 North-South All-Star Game ... Georgia Sports Hall of Fame Scholar-Athlete ... Also was a four-year letterwinner as a power forward in basketball.

**Personal:** Has an older sister and an older brother ... Brother, Shannon Smith, is a wide receiver at West Georgia ... Began playing football at age 8 ... Enjoys playing basketball ... Majoring in literature, media and communication.

## CAREER HIGHS

**Receptions:** 1 vs. Bowling Green (Sept. 29, 2018)

**Receiving Yards:** 39 vs. Bowling Green (Sept. 29, 2018)

**Longest Reception:** 39 vs. Bowling Green (Sept. 29, 2018)

## CAREER STATISTICS

### RECEIVING

YR	G-GS	NO.	YDS	TD	LG	Rec./G	Avg/C	Avg/G
2017	3-0	0	0	0	0	0.0	0.0	0.0
2018	8-2	1	39	0	39	0.1	39.0	4.9
<b>Total</b>	<b>11-2</b>	<b>1</b>	<b>39</b>	<b>0</b>	<b>39</b>	<b>0.1</b>	<b>39.0</b>	<b>3.5</b>



42

**JORDAN DOMINECK**

**DL • 6-3 • 225 • R-Fr.**

**Lakeland, Fla./George Jenkins**

**2018 (True Freshman):** Redshirted due to only seeing action in three games, the first three contests of the year vs. Alcorn State (Sept. 1), at USF (Sept. 8) and at Pitt (Sept. 15) ... Recorded five tackles in three games ... Registered four tackles in extensive action at USF ... Had one stop at Pitt ... Was one of 13 true freshmen to see game action for the Yellow Jackets.

**High School:** Rated as a three-star prospect by ESPN, *247Sports/Scout* and *Rivals* ... Named honorable-mention all-state and Polk County defensive MVP as a senior ... Three-time first-team all-county selection ... Set school record with 25 sacks as a senior ... Three-year team captain ... Selected to play in Blue-Grey All-American game and Best of Florida all-star game ... Named defensive MVP and overall MVP of Best of Florida all-star game ... Coached by Christopher Canning ... Terrific athlete was also a four-year letterwinner/three-year captain in basketball and a three-year letterwinner in track and field ... Honor roll student.

**Personal:** Middle of three siblings ... Father, James, played football at Bethel College (1987) before transferring to Florida for two seasons (1988-89) ... Majoring in biomedical engineering ... Aspires for a career in medicine.

## CAREER HIGHS

**Tackles:** 4 at USF (Sept. 8, 2018)

**Solo Tackles:** 3 at USF (Sept. 8, 2019)

## CAREER STATISTICS

### DEFENSIVE

YR	G-GS	UT	AT	TT	TFL	PD	FF/FR	BLK	QBH
2018	3-0	4	1	5	0.0-0	0	0/0	0	0
<b>Total</b>	<b>3-0</b>	<b>4</b>	<b>1</b>	<b>5</b>	<b>0.0-0</b>	<b>0</b>	<b>0/0</b>	<b>0</b>	<b>0</b>



88

**D'QUON DOUSE**

**DL • 6-3 • 264 • Fr.**

**Savannah, Ga./Calvary Day School**

**High School:** Rated as a three-star prospect by ESPN, *247Sports* and *Rivals* ... Three-time all-region honoree, earning the recognition on defense as a junior and senior and on offense as a sophomore (tight end) ... Also tabbed as a second-team all-region selection as a sophomore on defense ... Two-time all-Greater Savannah honoree ... Named to WJCL-TV's preseason Big 22 team prior to his senior season, which recognizes the top 22 players across southeast Georgia and the South Carolina Low Country ... Four-year letterwinner ... Served as team captain as a senior ... Coached by Mark Stroud ... Also a three-year letterwinner and two-year captain in basketball ... Named all-region on the hardwood as a junior ... Outstanding student was named to Calvary Day's Principal's List (95 or higher in all classes) three different semesters.

**Personal:** Majoring in biomedical engineering and aspires to become a doctor after the conclusion of his football career ... Is the youngest of four siblings (all brothers) ... Brothers Dontre' and D'Qavis both played football at Savannah State.



32

**DEVIN ELLISON**


**RB • 5-9 • 200 • Fr.**

**Jacksonville, Fla./Bartram Trail**

**High School:** Rated as a three-star prospect by ESPN, *247Sports* and *Rivals* ... Set school records with 3,345 rushing yards and 45 rushing touchdowns during four-year prep career ... Two-time all-state honoree ... Named to *Florida Times-Union's* Super 24 team as a senior ... Three-time all-county selection ... Three-year team captain ... Helped lead Bartram Trail to district and regional championships, as well as 7A state runner-up finish as a junior in '17 ... Coached by Darrell Sutherland ... Graduated magna cum laude (4.1 GPA) ... Honor-roll student throughout high school ... Two-time academic letterwinner.

**Personal:** Two-year member of Saint Johns County Pursuing Victory honor council and Bartram Trail Athletic Leadership Council ... Also active in the community with more than 100 service hours at various non-profit organizations ... Traveled to the Dominican Republic as part of a mission trip with his church ... Cousin, Darian Stewart, played football at South

Carolina and in the NFL for nine seasons with the Denver Broncos ... Majoring in biology ... plans to pursue career in sports medicine after football.



# 47

## CORNELIUS EVANS

**LB • 6-4 • 205 • Fr.**  
Lawrenceville, Ga./Central Gwinnett

**High School:** Rated as a three-star prospect by *247Sports* and *Rivals* ... Registered 85 tackles, seven sacks, an interception and a forced fumble en route to all-county and all-region recognition as a senior ... three-year letterwinner ... Two-year captain ... Coached by Todd Wofford ... Also earned two letters in basketball ... Scored 30 points in a game during freshman season on the hardwood.

**Personal:** Brother, Donta, is a junior linebacker at Ole Miss ... Originally from Orangeburg, S.C. ... majoring in computer science.



# 11

## MARQUEZ EZZARD

**WR • 6-2 • 205 • r-Fr.**  
Atlanta, Ga./Stockbridge (Miami, Fla.)

**2018 (Miami):** Redshirted as a true freshman due to seeing action in only three games ... Caught two passes for 24 yards.

**High School:** Rated as a four-star prospect by *247Sports*, *Rivals* and ESPN coming out of Stockbridge H.S. in 2018 ... Becomes the first four-star wide receiver (*247Sports*) to attend Georgia Tech since Calvin Johnson in 2004 ... Rated as the No. 31 player in Georgia by *Rivals* ... tabbed as the No. 18 athlete and the No. 39 player in the state of Georgia by *247Sports* ... Four-year high-school letterwinner ... Hauled in 175 receptions for 3,302 yards and 38 touchdowns over four prep seasons ... Caught 46 passes for 1,023 yards and 13 touchdowns as a senior in 2017, helping lead Stockbridge to Georgia 5A state quarterfinals ... Coached at Stockbridge by Kevin Whitley.

**Personal:** Majoring in industrial engineering.



# 85

## HINSON FOWLER

**DL • 6-2 • 275 • r-Fr.**  
Augusta, Ga./Augusta Prep

**2018 (True Freshman):** Redshirted ... An ACC Honor Roll selection.

**High School:** Named all-state as a junior in 2016 ... Two-time all-area and all-region honoree ... Selected to participate in 2016 CSRA Junior Bowl ... Two-year team captain ... Coached by Harry Bacheller.

**Personal:** Has seven siblings ... Began playing football at age 6 ... Majoring in biology ... Plans to attend medical school.



# 75

## SCOTTY FULGHAM

**OL • 6-3 • 303 • Fr.**  
Tuscaloosa, Ala./Tuscaloosa Academy

**High School:** Three-year letterwinner at Tuscaloosa Academy, becoming a captain by his senior year ... Played all three years on the offensive line ... Was named to the AISA and NAAPS All-Star Games.

**Personal:** Has four siblings — one brother, three sisters ... Majoring in biology ... Aspires to become an orthopedic surgeon.



# 47

## CLIFF GANDIS

**PK/P • 6-1 • 218 • r-Fr.**  
Greer, S.C./Christ Church Episcopal

**2018 (True Freshman):** Redshirted ... An ACC Honor Roll selection.

**High School:** Named South Carolina Specialist of the Year as a senior in 2017 by S.C. Football Coaches Association ... Two-time all-region selection ... Ranked as high as No. 3 nationally among place kickers by prokicker.com ... Kicked a school-record 54-yard field goal as a senior (Sept. 29, 2017 vs. St. Joseph's) ... Played wide receiver in addition to handing place-kicking and punting duties ... Was a part of Christ Church Episcopal state championship team in 2014 ... Coached by Don Frost ... Versatile athlete also played four seasons of soccer and three seasons of basketball as a prep ... Was a two-time team captain in soccer and earned all-state and all-region recognition in 2016 ... Excellent student and school leader was student-council president for three years and member of high honor roll, National Spanish Honor Society, Spanish club and math club throughout his high-school career ... Also won Vanderbilt Book Award as a junior and was a National Merit finalist.

**Personal:** Oldest of three siblings ... Father, John, wrestled at NC State ... Didn't begin playing football until high school and didn't begin kicking until sophomore season (attended first kicking camp in the summer following his freshman year) ... Chose Georgia Tech for "unparalleled quality of academic and athletic opportunity" ... Enjoys being involved in Greek Orthodox Church and reading John Grisham novels ... Majoring in chemical and biomolecular engineering ... Wishes to participate in cancer research.



# 68

## HAMP GIBBS

**OL • 6-3 • 293 • r-So.**  
Augusta, Ga./Augusta Prep

**2018 (Redshirt Freshman):** Did not see game action ... An ACC Honor Roll selection.

**2017 (True Freshman):** Redshirted.

**High School:** Outstanding athlete earned 14 varsity letters in four sports — four in football (offensive tackle/defensive end/fullback), four in track and field (shot put/discus), three in basketball (center) and three in swimming ... Helped lead August Prep to state championships in football as a freshman (2013) and swimming as a senior (2017) ... All-region and



all-area honoree on the gridiron ... Coached by Harry Bacheller ... Invited to participate in Georgia-South Carolina Border Bowl, where he served as team captain for Team Georgia ... Was also tabbed as team captain in Georgia Independent School Association and Central Savannah River Area (CSRA) all-star games ... Named Defensive MVP of CSRA game ... Academically, was a honor roll student, president of honor council, vice president of National Honor Society and involved with various school and community initiatives ... Named Augusta Red Cross' 2016 Augusta Hero of the Year and earned school's prestigious Esse Quam Videre award as a junior ... Held a job at Augusta National Golf Club.

**Personal:** Both parents are doctors (father: surgeon, mother: OBGYN) ... Has an older sister ... Father, David, was a cheerleader and mascot at NC State (1978-81) ... Hamp began playing football in fourth grade ... Enjoys hunting, fishing and snowboarding ... Majoring in business administration ... Member of ACC academic honor roll.



## 97 BRENTAVIOUS GLANTON

**DL • 6-3 • 302 • R-Sr.**  
**Albany, Ga./Monroe Comprehensive**

**2018 (Redshirt Junior):** Saw action in seven games as a reserve defensive lineman ... Recorded four tackles — two apiece in wins over Bowling Green (Sept. 29) and North Carolina (Nov. 3).

**2017 (Redshirt Sophomore):** Appeared in all 11 games, starting the final 10 contests of the season at defensive tackle ... Led the team's interior linemen with 21 tackles ... Added three tackles for loss and a pass breakup ... Recorded at least one tackle in 10-of-11 games ... Moved into the starting lineup after making two stops in the season opener against Tennessee (Sept. 4) ... Had three tackles against Miami (Oct. 14) ... Turned in the best performance of his young career with six stops (all solo) and a tackle for loss in win over Wake Forest (Oct. 21) ... Had four tackles and a TFL in win over No. 17 Virginia Tech (Nov. 11).

**2016 (Redshirt Freshman):** Appeared in six games as a reserve defensive lineman ... Recorded five tackles ... Had a nine-yard sack versus Vanderbilt (Sept. 17) ... Notched two stops against Georgia Southern (Oct. 15).

**2015 (True Freshman):** Redshirted.

**High School:** Four-year letterwinner in football for head coach Charles Truitt ... Named first-team all-area and all-region after recording 77 tackles, six sacks, 17 tackles for loss, 41 quarterback hurries and five fumble recoveries as senior in 2014 ... Participated in GACA North-South Game and Blue-Grey All-American Game ... Also earned four letters in track and field (head coach Billy Glanton — his father) and two years in wrestling (head coach Clifford Wooden).

**Personal:** Has one older sister and two younger brothers ... Majoring in business administration ... Chose Georgia Tech because of the coaches, academics and life after football.

## CAREER STATISTICS

### DEFENSIVE

YR	G-GS	UT	AT	TT	TFL	PD	FF/FR	SACK	QBH
2015					— Redshirt —				
2016	6-0	5	0	5	1.0-9	0	0/0	1.0	0
2017	11-10	15	6	21	3.0-6	1	0/0	0.0	0
2018	7-0	1	3	4	0.0-0	0	0/0	0.0	0
<b>Total</b>	<b>24-10</b>	<b>21</b>	<b>9</b>	<b>30</b>	<b>4.0-15</b>	<b>1</b>	<b>0/0</b>	<b>1.0</b>	<b>0</b>



## 4 JAMES GRAHAM

**QB • 6-1 • 192 • R-Fr.**  
**Fitzgerald, Ga./Fitzgerald**

**2018 (True Freshman):** Appeared in three games as the Yellow Jackets' third-straight quarterback — vs. Duke (Oct. 13), at Virginia Tech (Oct. 25) and at Georgia (Nov. 24) ... Redshirted due to only seeing action in three games ... Ran five times for 27 yards, including two carries for 25 yards in the final minutes of the Yellow Jackets' rout at Virginia Tech ... Completed his only pass of the season, a 22-yard connection on a throwback to QB TaQuon Marshall at Georgia ... Was one of only 13 true freshmen, including just three on the offensive side of the ball, to see action for Georgia Tech in 2018.

**High School:** Rated as a four-star prospect by ESPN, *247Sports/Scout* and *Rivals* ... Ranked as the nation's No. 17 athlete in his class by *247Sports/Scout* and Georgia's No. 33 overall player by *Rivals* ... Three-time all-region honoree ... Named preseason all-state by the Atlanta Journal-Constitution prior to his senior season in 2017 ... First-team all-state honoree following his junior campaign in 2016 ... Earned first-team Georgia 1-2A all-region as a senior in 2017 despite missing part of the season due to injury ... Quarterbacked Fitzgerald to a 26-4 combined record over his sophomore and junior seasons, leading the team to the 2A state championship in 2015 and a runner-up finish in 2016 ... Named first-team all-state and the region's Offensive Player of the Year in 2016 after throwing for 1,725 yards, running for 956 and accounting for 39 touchdowns as a junior ... First-team all-region and honorable-mention all-state selection as a sophomore ... Coached by Tucker Pruitt ... Also lettered in basketball and track.

**Personal:** Enjoys game fishing ... Majoring in literature, media and communication.

## CAREER HIGHS

**Rush Attempts:** 2, twice - last at No. 5 Georgia (Nov. 24, 2018)

**Rush Yards:** 25 at Virginia Tech (Oct. 25, 2018)

**Longest Rush:** 13 at Virginia Tech (Oct. 25, 2018)

**Pass Attempts:** 1 at No. 5 Georgia (Nov. 24, 2018)

**Pass Completions:** 1 at No. 5 Georgia (Nov. 24, 2018)

**Pass Yards:** 22 at No. 5 Georgia (Nov. 24, 2018)

**Longest Pass:** 22 at No. 5 Georgia (Nov. 24, 2018)

## CAREER STATISTICS

### PASSING

YR	G-GS	CMP	ATT	YDS	PCT	TD	INT	LG
2018	3-0	1	1	22	100.0	0	0	22
<b>Total</b>	<b>3-0</b>	<b>1</b>	<b>1</b>	<b>22</b>	<b>100.0</b>	<b>0</b>	<b>0</b>	<b>22</b>

## CAREER HIGHS

**Tackles:** 6 vs. Wake Forest (Oct. 21, 2017)

**Solo Tackles:** 6 vs. Wake Forest (Oct. 21, 2017)

**Tackles for Loss:** 1.0, four times - last vs. No. 7 Georgia (Nov. 25, 2017)

**Sacks:** 1.0 vs. Vanderbilt (Sept. 17, 2016)

**Pass Breakups:** 1 at Virginia (Nov. 4, 2017)



## RUSHING

YR	G-GS	ATT	YDS	TD	LG	Avg/C	Avg/G
2018	3-0	5	27	0	13	5.4	9.0
<b>Total</b>	<b>3-0</b>	<b>5</b>	<b>27</b>	<b>0</b>	<b>13</b>	<b>5.4</b>	<b>9.0</b>



22

## JAMIOUS GRIFFIN

RB • 5-10 • 212 • Fr.  
Rome, Ga./Rome

**High School:** Rated as a four-star prospect by *247Sports* and *Rivals* ... First-team all-America selection by *USA Today* as a senior in 2018 ... 2018 Gatorade Georgia Player of the Year ... 2018 Georgia 5A Offensive Player of the Year ... One of 10 nominees for *MaxPreps* 2018 National Player of the Year ... Nominated for the *USA Today* Super 25 Top Star poll as a senior, which highlights the top high-school football players in the nation ... Three-time all-state performer — first-team as a senior in 2018 and second-team as a junior in '17 and as a sophomore in '16 ... Three-time all-region honoree ... Rushed for an impressive 6,400 yards on 781 carries for 104 touchdowns over the course of his prep career ... Also hauled in 40 receptions for 563 yards and seven touchdowns ... Finished his high-school career with 7,569 all-purpose yards and 113 total touchdowns ... Eclipsed the 1,000-yard rushing mark in each of his final three seasons of play ... Ran for 2,815 yards — the fifth-highest single-season total in Georgia history — on 288 carries with 38 touchdowns (all career highs) as a senior in 2018 ... Averaged 201.1 rushing yards per game and 9.8 yards per carry during his senior campaign ... Also tallied 11 receptions for 169 yards and two touchdowns as a senior ... Named the Touchdown Club of Atlanta's Back of the Week after running for 339 yards and two TDs on 24 carries in a 62-14 win over East Paulding ... As a junior, rushed 178 times for 1,276 yards and 28 touchdowns ... Hauled in a career-high 213 receiving yards on 13 receptions during junior campaign ... As a sophomore, gained 1,443 yards and scored 25 touchdowns on 201 carries ... Notched career highs with 14 receptions and four receiving touchdowns as a sophomore ... Also performed kick- and punt-return duties, amassing 241 yards total between the two ... Four-year letterwinner ... Coached by John Reid.

**Personal:** Is one of five siblings ... Brother, Ja'Quon, is a redshirt freshman defensive lineman at Georgia Tech ... Brother, Jaylen, is a sophomore linebacker at Virginia Tech ... Brother, Ja'Kolbi, played defensive back at Georgia Military College ... Father, Tyrone, played football at UAB ... Majoring in business administration.



92

## JA'QUON GRIFFIN

DL • 6-0 • 276 • r-Fr.  
Rome, Ga./Rome

**2018 (True Freshman):** Redshirted due to only seeing action in two games — wins over Alcorn State (Sept. 1) and North Carolina (Nov. 3) ... Recorded only two tackles of the season in the opener vs. Alcorn State ... Was one of 13 true freshmen to see game action for the Yellow Jackets.

**High School:** Rated as a three-star prospect by ESPN, *247Sports/Scout* and *Rivals* ... Three-time all-state honoree ... Three-time first-team all-region selection ... Named Region 7-5A Defensive Player of the Year as a senior ... Helped lead Rome H.S. to back-to-back Georgia 5A state championships as a junior and senior (2016, 2017) ... Recorded 6.5 sacks and 12 tackles for loss as a senior while anchoring a dominant

Rome defense that allowed only 30 points in 15 games, en route to a perfect 15-0 record ... Three-year letterwinner ... Served as team captain as a senior ... Coached by John Reid.

**Personal:** Has five siblings ... Brother, Jamious, is a true freshman running back at Georgia Tech ... Brother, Jaylen, is a linebacker at Virginia Tech ... Brother, Ja'Kolbi, is a defensive back at Georgia Military College ... Father, Tyrone, played football at UAB ... Is an undeclared engineering major.



56

## CONNOR HANSEN

OL • 6-2 • 314 • Jr.  
Tallahassee, Fla./Chiles

**2018 (Sophomore):** Saw action in 11 games and started the final nine games of the season at right guard ... After appearing in the season opener vs. Alcorn State (Sept. 1), did not play at USF (Sept. 8) or Pitt (Sept. 15) but returned to action vs. Clemson (Sept. 22) and moved into the starting lineup vs. Bowling Green (Sept. 29) ... Was a key cog in an offensive front that paved the way for Georgia Tech to lead the nation in rushing offense (325.0 ypg) ... Also helped the Yellow Jackets break their year-old record for 400-yard rushing games in a season with five.

**2017 (True Freshman):** Appeared in three games as a reserve offensive lineman ... Was one of nine true freshmen that saw action for the Yellow Jackets.

**High School:** Rated as a three-star prospect by ESPN, *247Sports*, *Rivals* and *Scout* ... Second-team all-state honoree ... First-team all-region ... Three-time team MVP ... Four-year letterwinner as an offensive and defensive lineman ... Played every position across the offensive and defensive fronts ... Helped lead Chiles to first-ever state playoff appearance in 2015, recording a late-game sack to clinch the postseason berth ... Coached by Garrett Jahn ... Also earned two letters apiece in baseball, basketball and track and field, good for a total of 10 varsity letters across four sports ... Placed eighth in state in discus as a junior ... High honor roll student ... Participated in art club and French club ... Lists most memorable non-athletic accomplishment as winning school's "Lord Lawson" male pageant.

**Personal:** Is the middle of three siblings (all boys) ... Is related to Florida state senator Lizbeth Benaquisto ... Connor began playing football when he was 11 ... Majoring in business administration.



18

## PEJE' HARRIS

WR • 6-3 • 212 • r-Fr.  
Newnan, Ga./Newnan

**2018 (True Freshman):** Redshirted.

**High School:** Rated as a three-star prospect by ESPN, *247Sports/Scout* and *Rivals* ... All-region and all-county honoree ... Caught 47 passes for 574 yards over his final two prep seasons, including 33 receptions for 448 yards and four touchdowns as a senior ... 78-yard touchdown catch in third game of his senior season was the longest reception in the state of Georgia that week ... Served as team captain as a senior ... Four-year letterwinner ... Coached by Chip Walker ... Also lettered in basketball and soccer ... Honor roll student maintained As and Bs throughout his high school career ... Served on student government.



**Personal:** Has two brothers ... Mother, Vera, played basketball at Southern Miss ... Father, Patrick, played football at Tennessee State ... Began playing football when he was 9 years old ... Majoring in literature, media and communication.



27

**PRESSLEY HARVIN III**

**P • 6-0 • 245 • Jr.**  
**Alcolu, S.C./Sumter**

**2018 (Sophomore):** Second-team all-ACC ... One of the nation's least-utilized weapons, Harvin would've led the ACC and ranked 16th nationally through the regular season with a 44.3-yard punting average, but with just 31 attempts fell fall short of the 3.6 punts per game needed to qualify for the NCAA's official statistical rankings ... Season average fell to 41.3 yards per punt after he uncharacteristically kicked four times for just 75 yards (18.8 avg.) in Quick Lane Bowl vs. Minnesota ... Sixteen of his 35 punts (including 14 of his last 21) were downed inside the 20-yard line, 10-of-35 traveled 50 yards or more and three of his booming punts were muffed, all of which were recovered by Georgia Tech and led directly to scores (two touchdowns and a field goal) ... Averaged at least 45 yards per punt seven times in 12 games – 48.0 vs. Alcorn State (Sept. 1), 48.5 vs. Clemson (Sept. 22), 53.0 vs. Bowling Green (Sept. 29) ... 46.2 vs. Duke (Oct. 13), 45.0 at North Carolina (Nov. 3), 47.3 vs. Miami (Nov. 10) and 46.7 vs. Virginia (Nov. 17) ... Averaged a whopping 47.7 yards per punt in six home games but just 34.6 yards per punt in six games away from home ... Played in only 12 games because he was the only healthy, non-redshirting player that did not see action in Georgia Tech's 66-31 romp at Louisville (Oct. 5).

**2017 (True Freshman):** Led all NCAA Division I true freshmen, ranked 16th overall nationally and was second in the ACC in punting average at 44.1 yards per punt ... 44.1-yard average was a Georgia Tech freshman record, breaking the 18-year-old record of 43.8 yards per punt (Dan Dyke – 1999) ... Fifth-best overall single-season punting average in school history ... Only the third FWAA freshman all-American in GT history, joining place kicker Travis Bell (2004) and guard Will Jackson (2010) ... Became the first Georgia Tech freshman to be named all-ACC since Calvin Johnson (first-team WR) and Bell (second-team PK) in 2004 ... For the season, 16 of his 50 punts downed inside the 20-yard line (32 percent), 13-of-50 traveled 50-plus yards (26 percent) and just 21 were returned (42 percent) ... Opened his collegiate career by averaging 46 yards over three punts, including a 56-yarder that was downed at the 18-yard line, against Tennessee (Sept. 4) ... Two of his three punts were downed inside the 20-yard line in home debut against Jacksonville State (Sept. 9) ... Averaged 47.3 yards per punt (second-highest of the season) against North Carolina (Sept. 30) ... Had 4-of-6 punts downed inside the 20-yard line, including a season-long 62-yarder, at Miami (Oct. 14) ... Averaged a season-high 51.5 yards per punt, including a 56-yarder, in win over Wake Forest (Oct. 21) ... In a driving rain at Clemson (Oct. 28), averaged 46.9 yards per punt with 5-of-9 traveling 50-plus yards ... In three games in October, averaged a whopping 46.9 yards over 17 punts with 7-of-17 traveling 50 yards or more and 7-of-17 downed inside the 20-yard line ... For the season, averaged 40 yards or more per punt in 10-of-11 games.

**High School:** Rated as a three-star prospect by ESPN, *247Sports* and *Rivals* ... Ranked as the No. 2 punter in the Class of 2017 by Kohl's Kicking Camps ... Nation's No. 4-ranked punter according to ESPN and *247Sports* ... Two-time all-state honoree ... Selected to play in Blue-Gray All-America Game and Shrine Bowl of the Carolinas ... Averaged 42.5 yards per punt with a long of 72 as a senior ... Led the state in punting average as a junior and senior ... Helped lead Sumter to four-straight district championships (2013-16), back-to-back regional championships

(2015-16) and a state runner-up finish (2014) ... Coached by Mark Barnes ... Also earned four letters in track and field and helped lead Sumter to three-straight regional championships as a thrower ... Four-time academic letterwinner ... Graduated with a 3.8 grade point average.

**Personal:** Oldest of two siblings ... Began playing football at age seven ... An accomplished musician that plays multiple instruments and participated in region band two times, holding down first chair on both occasions ... Majoring in business administration ... Member of ACC academic honor roll.

**CAREER HIGHS**

**Punt Attempts:** 9, twice - last at Virginia (Nov. 4, 2017)  
**Highest Punt Avg. (min. 2 att.):** 51.5 vs. Wake Forest (Oct. 21, 2017)  
**Longest Punt:** 62, twice - last at USF (Sept. 8, 2019)  
**50+ Yard Punts:** 5 at No. 7 Clemson (Oct. 28, 2017)  
**Punts Downed Inside 20:** 4, twice - last at Virginia (Nov. 4, 2017)

**CAREER STATISTICS****PUNTING**

YR	G-GS	ATT	YDS	AVG	TB	FC	I20	50+	BLK	L6
2017	11-0	50	2205	44.1	1	15	16	13	0	62
2018	12-0	35	1447	41.3	2	7	14	10	0	62
<b>Total</b>	<b>23-0</b>	<b>85</b>	<b>3652</b>	<b>43.0</b>	<b>3</b>	<b>22</b>	<b>30</b>	<b>23</b>	<b>0</b>	<b>62</b>



20

**JAIR HAWKINS-ANDERSON**

**DB • 6-1 • 187 • r-Jr.**  
**Suwanee, Ga./Northview**

**2018 (Redshirt Sophomore):** Saw action in three games – vs. Bowling Green (Sept. 29), at Virginia Tech (Oct. 25) and at North Carolina (Nov. 3) ... did not record any statistics.

**2017 (Redshirt Freshman):** Saw action in three games (Sept. 30 vs. North Carolina, Oct. 28 at Clemson, Nov. 4 at Virginia) ... Did not record any statistics.

**2016 (True Freshman):** Redshirted.

**High School:** Earned first-team all-region recognition at wide receiver as a senior at Northview H.S. (coach Chad Davenport) ... Amassed 845 all-purpose yards (288 receiving, 111 rushing, 446 total return) and 12 touchdowns (three receiving, nine rushing) during final prep season ... Named team's special teams MVP after serving as the squad's primary kickoff and punt returner ... Caught 11 passes for 294 yards as a junior ... Team captain as a senior ... Selected to participate in the 2016 Offense-Defense All-American Bowl and Chamber Bowl Senior All-Star Game ... Also lettered and served as team captain in track and field (100-meter).

**Personal:** Is the second of three siblings ... Father, Willie Anderson, played football at Auburn, was the 10th overall pick in the 1996 NFL Draft by the Cincinnati Bengals and went on to a 13-year career with the Bengals and Baltimore Ravens, earning three Pro Bowl invitations and being named first-team All-Pro four times ... Jair began playing football in middle school ... Majoring in business administration ... Aspires for a career as a civil engineer.



29

## KEEGAN HEMINGWAY

**RB • 5-6 • 180 • r-So.**  
**Boyd's, Md./Poolesville**

**2018 (Redshirt Freshman):** An ACC Honor Roll selection ... Did not see game action.

**2017 (True Freshman):** Redshirted.

**High School:** Was a three-year letterwinner as a running back and linebacker ... Served as team captain as a senior ... National Football Foundation Scholarship recipient ... Coached by Dave Murray ... Was also a lacrosse standout ... Earned first-team all-division honors as a face-off midfielder, was selected as team MVP and served as a two-year team captain in lacrosse ... Named Poolesville's 2016-17 Male Athlete of the Year ... Honor roll student every semester.

**Personal:** Full name is Keegan Ryan Hemingway ... Born June 16, 1999 ... Son of Ryan and Dreama Hemingway ... Enjoys snowboarding and four-wheeling ... Member of Tau Kappa Epsilon fraternity ... Majoring in mechanical engineering ... Aspires for a career in engineering ... Member of ACC academic honor roll.



41

## JAQUAN HENDERSON

**DL • 6-1 • 211 • Jr.**  
**Covington, Ga./Newton**

**2018 (Sophomore):** Saw action in the first eight games of the season before sustaining an upper-body injury at Virginia Tech (Oct. 25) and missing the final five contests of the year ... Registered 12 tackles in eight contests as a reserve linebacker ... All 12 tackles came in the first five games of the season, including three games with three stops apiece — Sept. 1 vs. Alcorn State, Sept. 22 vs. Clemson and Sept. 29 vs. Bowling Green.

**2017 (True Freshman):** Saw action in all 11 games as a true freshman, primarily on special teams ... All six of his tackles came on special teams (three on kickoffs, three on punts) ... Six special-teams tackles ranked fourth on the team ... Was one of nine true freshmen that saw action for the Yellow Jackets.

**High School:** Rated as a four-star prospect by ESPN and *Scout* ... Tabbed as the nation's No. 23-ranked outside linebacker by ESPN (No. 25 OLB by *Scout*) ... Tallied 60 tackles, three sacks, two forced fumbles and four fumble recoveries as a senior ... Coached by Terrance Banks ... Four-year letterwinner and two-year team captain ... High-school teammate and co-captain with fellow Georgia Tech teammate Josh Tukes.

**Personal:** Youngest of five siblings ... Began playing football at age six — "It was a family thing" ... Majoring in business administration ... Has eyes on a career as a funeral director.

## CAREER HIGHS

**Tackles:** 3, three times - last vs. Bowling Green (Sept. 29, 2018)

**Solo Tackles:** 3 vs. No. 3/2 Clemson (Sept. 22, 2018)

## CAREER STATISTICS

### DEFENSIVE

YR	G-GS	UT	AT	TT	TFL	PD	FF/FR	BLK	QBH
2017	11-0	4	2	6	0.0-0	0	0/0	0	0
2018	8-0	8	4	12	0.0-0	0	0/0	0	0
<b>Total</b>	<b>19-0</b>	<b>12</b>	<b>6</b>	<b>18</b>	<b>0.0-0</b>	<b>0</b>	<b>0/0</b>	<b>0</b>	<b>0</b>



5

## JERRY HOWARD, JR.

**RB • 6-0 • 217 • Jr.**  
**Rock Hill, S.C./Northwestern**

**2018 (Sophomore):** Saw action in all 13 games and made seven starts at running back ... Finished fourth on the team (second among running backs) with 564 rushing yards and five touchdowns ... Also caught four passes for 50 yards, both tops among Georgia Tech running backs ... Started the season slowly with just eight yards on four carries over the first two games of the season (Sept. 1 vs. Alcorn State and Sept. 8 at USF) ... Had a breakout game with 82 yards on just eight carries — including a 42-yarder — at Pitt (Sept. 15) ... Scored touchdowns in four-straight games — Bowling Green (Sept. 29), Louisville (Oct. 5), Duke (Oct. 13) and Virginia Tech (Oct. 25) ... Ran for 58 yards on eight carries in rout at Louisville ... Amassed 78 yards (62 rushing, 16 receiving) on 13 touches (12 rushes, one reception) vs. Duke ... Helped lead Georgia Tech to big win at Virginia Tech with 76 yards on 12 carries ... Ran for a career-high 90 yards on just 10 carries and also hauled in a career-long 18-yard reception in win at North Carolina (Nov. 3) ... Scored fifth touchdown of the season on a three-yard run during Georgia Tech's overtime win over Virginia (Nov. 17) ... Ran for 39 yards and caught a 15-yard pass at Georgia (Nov. 24).

**2017 (True Freshman):** Saw action in nine games as a true freshman ... Ranked sixth on the team and second among Georgia Tech's B-backs with 175 rushing yards ... Two rushing touchdowns were good for a tie for third on the team behind only Tech's two 1,000-yard rushers — QB TaQuon Marshall and BB KirVonte Benson ... After not playing in the season opener against Tennessee (Sept. 4), Howard ran for 82 yards on six carries (both season highs) in home opener versus Jacksonville State (Sept. 9) ... 82 yards against JSU included a season-long 65-yard touchdown run on just the second carry of his career ... Went on to record multiple carries in five of the next six games, missing only a one-point loss at nationally ranked Miami (Oct. 14) due to injury ... Scored his second touchdown of the season on a two-yard run in the second quarter of a 38-24 win over Wake Forest (Oct. 21) ... Did not have any rushing yards over the final three games of the season but did serve as a kick returner in final two games against Duke (Nov. 18) and Georgia (Nov. 25) ... Returned four kickoffs for a total of 64 yards (16.0 avg.) ... Had a long return of 20 yards against UGA ... Was one of nine true freshmen that saw action for the Yellow Jackets.

**High School:** Rated as a three-star prospect by ESPN, *247Sports* and *Rivals* ... Three-time all-state and all-region honoree ... Four-time all-area selection ... Amassed 4,451 all-purpose yards (3,352 rushing, 1,099 receiving) and 53 touchdowns (41 rushing, 12 receiving) in 39 high-school games ... Rushed for 1,053 yards (6.9-yard average) and 15 touchdowns and caught a team-high 49 passes for 402 yards and three scores as a senior ... Helped lead Northwestern to four-straight district and regional titles and 2015 state championship ... Four-year letterwinner and three-year captain ... Set school records for rushing yards in a game and all-purpose yards in a career ... Coached by David Pierce ... Selected to participate in the prestigious Shrine Bowl of the Carolinas ... Also lettered four times in wrestling and track and field (three-year captain in wrestling,



one-year captain in track) ... Honors student.

**Personal:** One of three siblings ... Started playing football when he was 8 ... Majoring in business administration.

### CAREER HIGHS

**Rush Attempts:** 12, four times - last at No. 5 Georgia (Nov. 24, 2018)

**Rush Yards:** 90 at North Carolina (Nov. 3, 2018)

**Rush TDs:** 1, seven times - last vs. Virginia (Nov. 17, 2018)

**Longest Rush:** 65, vs. Jacksonville State, (Sept. 9, 2017)

**Receptions:** 1, five times - last vs. Minnesota (Dec. 26, 2018)

**Receiving Yards:** 18 at North Carolina (Nov. 3, 2018)

**Longest Reception:** 18 at North Carolina (Nov. 3, 2018)

**Kick Returns:** 2, twice - last vs. No. 7 Georgia (Nov. 25, 2017)

**Kick Return Yards:** 36 at Duke (Nov. 18, 2017)

**Longest Kick Return:** 20 vs. No. 7 Georgia (Nov. 25, 2017)

### CAREER STATISTICS

#### RUSHING

YR	G-GS	ATT	YDS	TD	LG	Avg/C	Avg/G
2017	9-0	23	175	2	65	7.6	19.4
2018	13-7	107	564	5	52	5.3	43.4
<b>Total</b>	<b>22-7</b>	<b>130</b>	<b>739</b>	<b>7</b>	<b>65</b>	<b>5.7</b>	<b>33.6</b>

#### RECEIVING

YR	G-GS	NO.	YDS	TD	LG	Rec./G	Avg/C	Avg/G
2017	9-0	1	15	0	15	0.1	15.0	1.7
2018	13-7	4	50	0	18	0.3	12.5	3.8
<b>Total</b>	<b>22-7</b>	<b>5</b>	<b>65</b>	<b>0</b>	<b>18</b>	<b>0.2</b>	<b>13.0</b>	<b>3.0</b>

#### KICKOFF RETURNS

YR	G-GS	NO.	YDS	TD	LG	Avg/R	Avg/G
2017	9-0	4	64	0	20	16.0	7.1
2018	13-7	0	0	0	0	0.0	0.0
<b>Total</b>	<b>22-7</b>	<b>4</b>	<b>64</b>	<b>0</b>	<b>20</b>	<b>16.0</b>	<b>2.9</b>



## 23

### JORDAN HUFF

**DB • 6-2 • 191 • Fr.**  
**Madison, Ga./Morgan County**

**High School:** Rated a three-star prospect by ESPN, *247Sports* and *Rivals* ... All-around athlete excelled on both sides of the ball ... Finished his career with three interceptions and two defensive touchdowns ... On offense, totaled 2,299 all-purpose yards (1,407 receiving, 892 rushing) and 22 touchdowns (10 receiving, 12 rushing) during prep career ... Had one interception as a senior in 2018 in addition to catching 35 passes for 673 yards (84.1 yards per game) and five touchdowns and running 15 times for 41 yards and three scores ... Intercepted two passes as a junior in 2017, returning both for touchdowns ... Also impressed offensively as a junior, hauling in 48 passes for 665 yards and four touchdowns and carrying the ball 15 times for 99 yards and four more scores ... Primarily played running back as a sophomore, running for 752 yards and five touchdowns on 134 carries ... Three-year letterwinner ... Coached by Bill Malone.

**Personal:** Enrolled at Georgia Tech in January and participated in the Yellow Jackets' offseason football program, including spring practice ... Majoring in business administration.



## 44

### QUEZ JACKSON

**LB • 6-1 • 219 • So.**  
**Fort Valley, Ga./Peach County**

**2018 (Freshman):** Saw action in all 13 games as a true freshman ... Registered 15 tackles, primarily as a reserve linebacker ... Two of his 15 tackles came on kickoff coverage ... All 15 tackles came in the first eight games of the season ... Recorded multiple stops in four of the first eight games of the campaign - two at Louisville (Oct. 5), three vs. Alcorn State (Sept. 1) and at USF (Sept. 8) and a season-high four vs. Bowling Green (Sept. 29) ... Also had single tackles against Pitt (Sept. 15), Duke (Oct. 13) and Virginia Tech (Oct. 25).

**High School:** Rated as a three-star prospect by ESPN, *247Sports/Scout* and *Rivals* ... Ranked as the nation's No. 25 inside linebacker in his class and Georgia's No. 65 player by *Rivals* ... Two-time all-state honoree ... Named the 2017 Georgia Region 4-3A Defensive Player of the Year after recording 137 tackles, 28 tackles for loss and five sacks as a senior ... Helped lead Peach County to an appearance in 2017 Georgia 3A state championship game ... Totaled 252 tackles, 41 tackles for loss and eight sacks over final two prep seasons ... Served as team captain as a senior ... Three-year letterwinner ... Coached by Chad Campbell ... Also earned two letters in baseball ... Honor roll student ... Graduated a semester early and enrolled at Georgia Tech in January 2018.

**Personal:** Has five siblings ... Cousin, Greg Lloyd, was a five-time Pro Bowler, three-time first-team All-Pro and 1994 AFC Defensive Player of the Year as an 11-year NFL star for the Pittsburgh Steelers (1998-97) and Carolina Panthers (1998) ... Quez started playing football when he was four years old ... Majoring in business administration.

### CAREER HIGHS

**Tackles:** 4 vs. Bowling Green (Sept. 29, 2018)

**Solo Tackles:** 2, three times - last at Louisville (Oct. 5, 2018)

### CAREER STATISTICS

#### DEFENSIVE

YR	G-GS	UT	AT	TT	TFL	PD	FF/FR	BLK	QBH
2018	13-0	9	6	15	0.0-0	0	0/0	0	0
<b>Total</b>	<b>13-0</b>	<b>9</b>	<b>6</b>	<b>15</b>	<b>0.0-0</b>	<b>0</b>	<b>0/0</b>	<b>0</b>	<b>0</b>



## 2

### OMAHRI JARRETT

**RB • 5-10 • 185 • r-Sr.**  
**Douglasville, Ga./New Manchester**

**2018 (Redshirt Junior):** Appeared in six games as a reserve slot back ... Recorded 47 yards on four carries (11.8 avg.), including a career-long 29-yard run at Louisville (Oct. 5).

**2017 (Redshirt Sophomore):** Appeared in 10 games, primarily on special teams ... Returned eight kickoffs late in the season - three for 60 yards against Virginia Tech (Nov. 11) and five for 84 yards at Duke (Nov. 18) ... Averaged 18.0 yards per kickoff return ... Long return was a 24-yarder against VT.



**2016 (Redshirt Freshman):** Appeared in one game – Vanderbilt (Sept. 17) ... Did not record any statistics.

**2015 (True Freshman):** Did not play, redshirted ... Member of Scout team.

**High School:** Four-year varsity starter on football team ... Team captain ... Team MVP in 2013 ... Participated in 2014 Nike Sparq Combine in Charlotte and 2014 Nike Football Training Camp ... 2014 Howard Thompson Trophy by Douglas County School System – given annually to senior football player that represents best in academics, athletics and character ... All-region in 2013 and 2014 ... All-region performer in 2014 ... Rushed for 525 yards with three touchdowns as senior ... Also had two TD receptions ... Returned four punts for touchdowns ... Accumulated more than 1,000 all-purpose yards ... Helped New Manchester win six games and make state playoffs for first time in four-year history of program ... Finished career with 2,078 rushing yards and 27 total touchdowns ... Member of Beta Club and Project Manhood – organization that helps needy in Douglas County ... Also lettered in both baseball and track, participating in 100m, 200m and long jump.

**Personal:** Majoring in business administration.

## CAREER HIGHS

**Rush Attempts:** 1, four times - last at Louisville (Oct. 5, 2018)

**Rush Yards:** 29 at Louisville (Oct. 5, 2018)

**Longest Rush:** 29 at Louisville (Oct. 05, 2018)

**Kick Returns:** 5 at Duke (Nov. 18, 2017)

**Kick Return Yards:** 84 at Duke (Nov. 18, 2017)

**Longest Kick Return:** 24 vs. Virginia Tech (Nov. 11, 2017)

## CAREER STATISTICS

### RUSHING

YR	G-GS	ATT	YDS	TD	LG	Avg/C	Avg/G
2016	1-0	0	0	0	0	0.0	0.0
2017	10-0	0	0	0	0	0.0	0.0
2018	6-0	4	47	0	29	11.8	7.8
<b>Total</b>	<b>17-0</b>	<b>4</b>	<b>47</b>	<b>0</b>	<b>29</b>	<b>11.8</b>	<b>2.8</b>

### KICKOFF RETURNS

YR	G-GS	NO.	YDS	TD	LG	Avg/R	Avg/G
2016	1-0	0	0	0	0	0.0	0.0
2017	10-0	8	144	0	24	18.0	14.4
2018	6-0	0	0	0	0	0.0	0.0
<b>Total</b>	<b>17-0</b>	<b>8</b>	<b>144</b>	<b>0</b>	<b>24</b>	<b>18.0</b>	<b>8.5</b>



48

**LUKE JOHNS**

**DL • 6-5 • 256 • r-Fr.**  
Dalton, Ga./Southeast Whitfield

**2018 (True Freshman):** Redshirted due to seeing action in only one game – Oct. 13 vs. Duke ... Did not record any statistics ... Was one of 13 true freshmen to see game action for the Yellow Jackets.

**High School:** Rated as a three-star prospect by ESPN, *247Sports/Scout* and *Rivals* ... Earned first-team all-state recognition as a senior ... Two-time first-team all-region and all-area honoree ... Recorded 95 tackles and five sacks as a senior in 2017 ... Notched 87 tackles and 18 tackles for loss as a junior in 2016 ... Served as team captain as a senior

... Three-year letterwinner ... Coached by Sean Gray ... Also a track and field standout in high jump, long jump, triple jump and discus ... Five-time region champion and two-time state runner up in high jump ... Placed second at the National Junior Olympics with a 6-foot, 8-inch high jump as a sophomore ... Holds school records for high jump, long jump and triple jump (broke a 30-year record in high jump) ... Also a first-team all-region performer in basketball ... Honor roll student ... Four-year scholar-athlete.

**Personal:** Has two older sisters ... Began playing football at age six but, after moving to Miami, Fla., as a youngster, did not begin playing football again until he returned to Georgia for high school ... Lists building his first robot and computer as his most memorable non-athletic accomplishment ... Enjoys playing guitar and keyboard ... Majoring in computer engineering.



31

**KENAN JOHNSON**

**DB • 6-1 • 176 • Fr.**  
Minneola, Fla./Lake Minneola

**High School:** Rated a three-star prospect by ESPN, *247Sports* and *Rivals* ... Intercepted 12 passes over his final two prep seasons (five as a senior in 2018, seven as a junior in 2017) ... Returned two of his five interceptions for touchdowns (50 and 70 yards) as a senior ... Also tallied 37 tackles during senior campaign ... Also saw spurts on offense, highlighted by a 9-yard touchdown reception as a senior.

**Personal:** Majoring in computer engineering ... Brother, Kenyon, is a sophomore wide receiver at UCF.



7

**LUCAS JOHNSON**

**QB • 6-3 • 215 • r-Jr.**  
San Diego, Calif./Mount Carmel

**2018 (Redshirt Sophomore):** Did not see game action after sustaining a season-ending foot injury during fall camp.

**2017 (Redshirt Freshman):** Appeared in nine games as a backup behind starting quarterback TaQuon Marshall and, in the second half of the season, the holder on place kicks ... Did not attempt a pass and only had one rush, a one-yarder in the season finale against Georgia (Nov. 25).

**2016 (True Freshman):** Redshirted.

**High School:** Totaled 3,737 yards (2,571 passing, 1,166 rushing) and 40 touchdowns (26 passing, 14 rushing) as a senior, en route to first-team all-California Interscholastic Federation honors ... Powered Mount Carmel H.S. (coach John Anderson) to a 9-4 record as a senior and an appearance in the 2015 CIF Division II state championship game, the school's first title-game appearance in 30 years ... In addition to first-team all-state recognition, was also a first-team all-region honoree and the Palomar League MVP as a senior ... Was starting quarterback for North squad in 2016 Blue-Grey All-American Bowl in Tampa ... Amassed 2,104 total yards (1,456 passing, 648 rushing) and 25 touchdowns (13 passing, 12 rushing) as a junior ... Three-time first-team all-conference honoree ... Holds virtually every school record for a passer, including passing yards, touchdown passes and completion percentage ... Three-year team captain ... Was also a four-year letterwinner and three-year team captain as a shooting guard in basketball ... Two-year letterwinner and one-year team captain as a sprinter in track and field ... President of Mount Carmel's Fellowship of Christian Athletes.



**Personal:** Has an older sister ... Father, Jackie Johnson, played professional football for the Tampa Bay Buccaneers ... Sister, Alix Johnson, played softball at Arizona State ... Lucas started playing football at age four ... Majoring in literature, media and communication.



12

**BRUCE JORDAN-SWILLING****LB • 6-1 • 225 • Jr.****New Orleans, La./Brother Martin**

**2018 (Sophomore):** Saw action in 11 games, including one start at inside linebacker ... Racked up 20 tackles on the season ... Missed the first two games of the season due to an upper-body injury ... Started in his first game of the season at Pitt (Sept. 15) ... Notched a season-high eight tackles and recovered a fumble vs. Duke (Oct. 13) ... Recorded three tackles on three different occasions — at Pitt, vs. Bowling Green (Sept. 29) and at Virginia Tech (Oct. 25) ... Didn't have more than one tackle in any other game.

**2017 (True Freshman):** Despite playing linebacker for the first time (he was a standout running back in high school), appeared in all 11 games as a true freshman, including a start at MLB at Virginia (Nov. 4) ... Although he spent the majority of the season as a reserve, finished seventh on the team with 34 total tackles ... Was spectacular in his first-career start, racking up 11 tackles (including one for loss), a forced fumble, a fumble recovery and an interception that he returned 27 yards for a touchdown at UVA ... Recovered his own forced fumble to set up a 14-yard touchdown drive in the second quarter ... INT return for TD came on Virginia's first offensive snap of the third quarter ... With an interception and a touchdown in his first-career start, he earned bragging rights in his own home — his father, College Football Hall of Famer Pat Swilling, did not record an interception or score a touchdown during his prolific four-year career at Georgia Tech (1982-85) ... After starting MLB Brant Mitchell was injured at nationally ranked Miami (Oct. 14), Jordan-Swilling saw the first significant action of his career and responded with a team-high-tying seven tackles ... The following week, in a 38-24 win over Wake Forest (Oct. 21), he made perhaps the biggest tackle of the game with a fourth-and-1 stop at the GT 21-yard line that preserved Tech's 31-24 lead with 3:44 to go in the contest ... In all, 25 of his 34 tackles on the season came in the four-game stretch against Miami, Wake Forest (three), Clemson (four — Oct. 28) and Virginia ... Also had four stops against Duke (Nov. 18) ... Was one of nine true freshmen that saw action for the Yellow Jackets.

**High School:** Rated as a four-star prospect by ESPN, *247Sports*, *Rivals* and *Scout* ... Tabbed as the nation's No. 9-ranked inside linebacker by *Rivals* ... Member of the prestigious "ESPN 300" as the 193rd-ranked player in the nation ... Two-time first-team all-state selection ... Played running back throughout his prep career, rushing for 5,393 yards and 83 touchdowns, including 1,716 yards and 28 touchdowns as a senior and 2,062 yards and 34 touchdowns as a junior ... Helped lead Brother Martin to state semifinals in 2014 and 2016 and a quarterfinals appearance in 2015 ... Coached by Mark Bonis ... Selected to participate in the Army All-American Bowl following his senior campaign and tallied four tackles (second most on the team).

**Personal:** Father, Pat Swilling, played defensive line for Georgia Tech from 1982-85, was a first-team all-American in 1985, continues to hold Tech's all-time record with 15 single-season sacks ('85) and was inducted into the College Football Hall of Fame in 2009 ... Selected by the New Orleans Saints in the third round of the 1986 NFL Draft, Pat Swilling went on to be a two-time first-team All-Pro, two-time second-team All-Pro, five-time Pro Bowler and the NFL sacks leader and Defensive Player of the Year in 1991 ... Pat Swilling was teammates at Georgia Tech with current athletics

director Todd Stansbury ... Jordan-Swilling's uncles, Darrell and Ken Swilling, also played at Georgia Tech from 1988-91 and were members of the Yellow Jackets' 1990 national championship team ... His brother, Tre Swilling, is a defensive back for the Yellow Jackets ... Lists playing with his brother as his most memorable athletic accomplishment ... Older brother, Pat, played basketball at Tulsa ... Jordan-Swilling is majoring in business administration.

**CAREER HIGHS****Tackles:** 11 at Virginia (Nov. 4, 2017)**Solo Tackles:** 6 at Virginia (Nov. 4, 2017)**Tackles for Loss:** 1.0 at Virginia (Nov. 4, 2017)**Fumbles Forced:** 1 at Virginia (Nov. 4, 2017)**Fumbles Recovered:** 1, twice - last vs. Duke (Oct. 13, 2018)**Interceptions:** 1 at Virginia (Nov. 4, 2017)**Pass Breakups:** 1 vs. Pittsburgh (Sept. 23, 2017)**Quarterback Hurries:** 1 at No. 7 Clemson (Oct. 28, 2017)**Touchdowns:** 1 at Virginia (Nov. 4, 2017)**CAREER STATISTICS****DEFENSIVE**

YR	G-GS	UT	AT	TT	TFL	PD	FF/FR	INT	QBH
2017	11-1	22	12	34	2.0-4	2	1/1	1	1
2018	11-1	13	7	20	0.0-0	0	0/1	0	1
<b>Total</b>	<b>22-2</b>	<b>35</b>	<b>19</b>	<b>54</b>	<b>2.0-4</b>	<b>2</b>	<b>1/2</b>	<b>1</b>	<b>2</b>



71

**HARRISON JUMP****OL • 6-5 • 275 • r-Fr.****Statham, Ga./Prince Avenue Christian**

**2018 (True Freshman):** Redshirted.

**High School:** Rated as a three-star prospect by ESPN and *247Sports/Scout* ... Earned all-region honors at offensive tackle as a senior (2017) and at defensive end as a sophomore (2015) ... Helped lead team to three region championships ... Invited to participate in Elite All-Star Game, GACA All-Star Classic and FCA All-Star Game ... Two-time team captain ... Four-year letterwinner ... Coached by Greg Vandagriff ... Also lettered in track and field and basketball ... Served as Fellowship of Christian Athletes leader and junior class vice president.

**Personal:** Has an older sister ... Father, Tim, played football at Emmanuel College ... Started playing football at age 5 ... Majoring in business administration ... Aspires to be an entrepreneur.



38

**AJANI KERR****DB • 6-0 • 190 • r-Jr.****Powder Springs, Ga./McEachern**

**2018 (Redshirt Sophomore):** Saw action in all 13 games with three starts at cornerback (Sept. 22 vs. Clemson, Sept. 29 vs. Bowling Green and Nov. 24 vs. Georgia) ... Finished eighth on the team with 39 tackles ... Tied for fourth on the team with two pass breakups ... Tied for fifth on the team with four special-teams tackles (three on kickoffs, one on punt coverage) ... Had at least one tackle in 11-of-13 games and made multiple stops in six contests ... Tallied seven tackles at USF (Sept. 8) ...

Recorded a career-high nine tackles in rout over Bowling Green (Sept. 29) ... Recovered a fumble during kickoff coverage that led to a first-quarter touchdown in Georgia Tech's 27-21 win over Miami (Nov. 10) ... Closed the regular season with five tackles against Virginia (Nov. 17) and six against Georgia (Nov. 24).

**2017 (Redshirt Freshman):** Appeared in 11 games as a reserve defensive back ... Recorded 10 total tackles (nine solo) and broke up three passes (tied for fourth on team) ... Was also a key cog on special teams, tying for fourth on the team with four special-teams tackles (all on kickoffs) ... Had multiple tackles in two games – two at Virginia (Nov. 4) and three vs. Georgia (Nov. 25) ... Made one of the Yellow Jackets' biggest plays of the season when he broke up a fourth-down pass intended for first-team all-ACC receiver Cam Phillips in the end zone with 1:03 remaining to preserve a 28-22 win over No. 17 Virginia Tech (Nov. 11).

**2016 (True Freshman):** Redshirted.

**High School:** Second-team all-state honoree as a senior at McEachern H.S. (coach Kyle Hockman) ... Helped lead team to 10-2 overall record and second round of Georgia 6A state playoffs ... Played for three seasons at Whitefield Academy (Mableton, Ga.) before transferring to McEachern for final prep campaign.

**Personal:** Is the second of three siblings in his family ... Majoring in business administration.

## CAREER HIGHS

**Tackles:** 9 vs. Bowling Green (Sept. 29, 2018)

**Solo Tackles:** 6 vs. Bowling Green (Sept. 29, 2018)

**Pass Breakups:** 1, five times ... last at Pitt (Sept. 15, 2018)

**Fumbles Recovered:** 1 vs. Miami (Fla.) (Nov. 10, 2018)

## CAREER STATISTICS

### DEFENSIVE

YR	G-GS	UT	AT	TT	TFL	PD	FF/FR	PBU	QBH
2016					— Redshirt —				
2017	11-0	9	1	10	0.0-0	3	0/0	3	0
2018	13-3	31	8	39	0.0-0	2	0/1	2	0
<b>Total</b>	<b>24-3</b>	<b>40</b>	<b>9</b>	<b>49</b>	<b>0.0-0</b>	<b>5</b>	<b>0/1</b>	<b>5</b>	<b>0</b>



37

**BRETON KING**

**PK • 6-0 • 176 • r-So.**  
**Auburn, Ga./Mill Creek**

**2018 (Sophomore):** Redshirted due to seeing action in only four games, the first four games of the season – Sept. 1 vs. Alcorn State, Sept. 8 at USF, Sept. 15 at Pitt and Sept. 22 vs. Clemson ... Was 1-of-4 on field-goal attempts, making a 35-yarder at USF but missing attempts against Alcorn State, Pitt and Clemson ... Was 10-of-11 on PAT attempts, with only miss coming at Pitt.

**2017 (True Freshman):** After battling a lower-body injury throughout camp, took over as Georgia Tech's primary place kicker during the fifth game of the campaign at Miami (Oct. 14) after Shawn Davis sustained a season-ending knee injury making a tackle on a kickoff ... Finished the season 5-for-6 on field goal attempts, 15-of-16 on PAT kicks and with a 59.3-yard kickoff average ... Ranked fourth on the team with 30 points ... Made his first five field goals of the season – one apiece against North Carolina (Sept. 30), Miami (Oct. 14) and Clemson (Oct. 28) and two

against Wake Forest (Oct. 21) ... Two field goals against WF included a 42-yarder, Georgia Tech's longest of the season ... Lone miss of the year came on a 43-yard attempt against Virginia Tech (Nov. 11) ... Was one of nine true freshmen that saw action for the Yellow Jackets.

**High School:** Rated as a three-star prospect by ESPN ... Nation's No. 19-ranked kicker by *247Sports* ... Two-time all-state honoree (first-team as a senior, second-team as a junior) ... Two-time first-team all-region and all-county selection ... Named junior all-American by *MaxPreps* in 2015 and preseason all-American by *MaxPreps* prior to 2016 campaign ... Set a Georgia 7A record for field goals in a season with 19 as a junior in 2015 ... Holds school records for field goals in a season and career, touchbacks in a season and career, extra points in a game and longest field goal ... Helped lead Mill Creek to three-straight regional championships (2014-16) ... Selected to participate in Gwinnett All-Star Game ... Coached by Shannon Jarvis ... Three-year letterwinner in football and soccer ... Helped lead Mill Creek to regional championship in soccer in 2016 ... All-county honoree and team captain as a junior on the soccer pitch ... Helped lead team to 2016 soccer region championship.

**Personal:** Youngest of three siblings ... Enjoys hunting and fishing ... Did not begin playing football until high school ... Majoring in business administration ... Member of ACC academic honor roll.

## CAREER HIGHS

**Field Goals Made:** 2 vs. Wake Forest (Oct. 21, 2017)

**Field Goal Attempts:** 2 vs. Wake Forest (Oct. 21, 2017)

**Longest Field Goal:** 42 vs. Wake Forest (Oct. 21, 2017)

**PATs Made:** 5 at USF (Sept. 8, 2018)

**Points Scored:** 8, twice - last at USF (Sept. 8, 2018)

**Kickoff Touchbacks:** 1 vs. Wake Forest (Oct. 21, 2017)


## CAREER STATISTICS

### KICK SCORING

YR	G-GS	FGM	FGA	PCT	LG	XPM	XPA	PCT	PTS
2017	8-0	5	6	83.3	42	15	16	93.8	30
2018	4-0	1	4	25.0	35	10	11	90.9	13
<b>Total</b>	<b>12-0</b>	<b>6</b>	<b>10</b>	<b>60.0</b>	<b>42</b>	<b>25</b>	<b>27</b>	<b>92.6</b>	<b>43</b>

### KICKOFFS

YR	G-GS	KICKOFFS	YARDS	AVG.	TB
2017	8-0	24	1422	59.3	1
2018	4-0	0	0	0	0
<b>Total</b>	<b>12-0</b>	<b>24</b>	<b>1422</b>	<b>59.3</b>	<b>1</b>



14

**JAYLON KING**

**DB • 6-1 • 186 • r-Fr.**  
**La Vergne, Tenn./Ensworth**

**2018 (True Freshman):** An ACC Honor Roll selection ... Redshirted due to seeing action in only three games – Sept. 1 vs. Alcorn State, Sept. 8 at USF and Sept. 29 vs. Bowling Green ... Registered two tackles, both against Bowling Green ... Was one of 13 true freshmen to see game action for the Yellow Jackets.

**High School:** Rated as a four-star prospect by *247Sports/Scout* and *Rivals* ... Ranked as the No. 5 overall player in his class in the state of Tennessee and the No. 22 cornerback in the nation by *Rivals* ... Ranked No. 8 on The Tennessee's 2017 Dandy Dozen ... Two-time first-team



all-region honoree ... Two-time team MVP ... Helped lead Ensworth to 15 wins and back-to-back playoff appearances over his final two seasons ... Coached by Ricky Bowers.

**Personal:** Is one of four siblings ... Father, Jeff, was a track and field student-athlete at Tennessee State ... Majoring in civil engineering.



17

**DEMETRIUS KNIGHT II****LB • 6-2 • 230 • Fr.****Locust Grove, Ga./Strong Rock Christian**

**High School:** Rated as a three-star prospect by ESPN, *247Sports* and *Rivals* ... Tabbed as the No. 30-ranked dual-threat quarterback in the nation by *247Sports* ... Two-time first-team all-region and all-area honoree ... Four-year starter at quarterback and two-time team captain ... Threw for 1,025 yards and ran for 682 yards as a junior in 2017 and eclipsed the 1,000-yard marks in both passing and rushing as a senior in '18 ... Holds the school record with a 99-yard touchdown run ... also played wide receiver and running back during his prep career ... Was named MVP of the USA Football Invitational when playing for the U.S. national team versus Canada at AT&T Stadium in Arlington, Texas ... Will become the first NCAA Division I football student-athlete to ever come from Strong Rock Christian, which has fielded a football team for 12 seasons ... Coached by Tommy Webb ... Versatile athlete was a four-year letterwinner in basketball and baseball as well as football ... once broke a rim during a slam dunk in a basketball game, causing the game to be delayed for 30 minutes.

**Personal:** Majoring in industrial design ... Cousin, DeAngelo Hall, who was an all-America defensive back at Virginia Tech (2001-03), went on to be selected with the No. 8 overall pick in the 2004 NFL Draft and become a three-time Pro Bowler during a 14-year pro football career with the Atlanta Falcons (2004-07), Oakland Raiders (2008) and Washington Redskins (2008-17) ... Is also a distant cousin of R&B legends Gladys Knight and Aretha Franklin.



63

**CHET LAGOD****OL • 6-0 • 282 • r-Jr.****Marietta, Ga./Marist**

**2018 (Redshirt Sophomore):** Did not see game action.

**2017 (Redshirt Freshman):** Did not see game action.

**2016 (True Freshman):** Redshirted.

**High School:** Earned honorable-mention all-state recognition as a senior ... Also garnered all-county and all-district honors for performance during final prep season at Marist (coach Alan Chadwick) ... Named Marist's most valuable lineman as a senior ... Three-year letterwinner ... Team captain ... Helped lead Marist to district championship as a sophomore in 2013 ... Honor roll student ... Also played one season of lacrosse.

**Personal:** Oldest of three siblings ... Father, Randy, played football at Jacksonville State ... Grandfather, Chester Lagod, was a two-time football all-American at Chattanooga and went on to play for the New York Giants ... Chester Lagod was honored as a member of UTC's All-Century football team in 2003 ... Chet followed in the family tradition and began playing football at age eight ... Majoring in business administration ... Aspires for a career in investment banking ... Member of ACC academic honor roll.



14

**RYAN LANTZ****QB • 6-1 • 190 • r-Fr.****North Palm Beach, Fla./Suncoast Community**

**2018 (True Freshman):** Redshirted.

**High School:** All-area honoree ... Named one of Palm Beach Post's top 63 seniors from Palm Beach County/Treasure Coast in 2017 ... Three-year letterwinner and two-year team captain ... Helped lead Suncoast Community H.S. to back-to-back district championships and, as a senior, to the team's best record in a decade (7-3) ... Invited to participate in Florida vs. Georgia all-star game ... Coached by Jimmy Clark and Bobby May.

**Personal:** Has a younger brother ... Enjoys boating and wakeboarding ... Majoring in business administration.



79

**WILLIAM LAY III****OL • 6-2 • 305 • r-So.****Bowersville, Ga./Hart County**

**2018 (Redshirt Freshman):** Did not see game action.

**2017 (True Freshman):** Redshirted.

**High School:** Three-year letterwinner for coach William Devane at Hart County H.S. ... Played every position across the offensive line ... Earned all-region (8-3A) accolades as a junior and senior ... Team captain as a senior ... Selected to participate in FCA Athens Area All-Star Game ... Honor roll student that was active in National Honor Society, Secretary of State Chamber of Ambassadors, Hart County Chamber of Commerce Ambassadors and Leadership Hart ... Lists most memorable non-athletic accomplishment as being on honor roll for 12-of-13 years from elementary school through high school.

**Personal:** Oldest of two siblings ... Father, William II, played basketball at Piedmont College ... William III started playing football at age eight ... Majoring in mechanical engineering ... Aspires for a career as a robotics engineer.



95

**JAHAZIEL LEE****DL • 6-2 • 300 • Sr.****Ponchatoula, La./Ponchatoula**

**2018 (Junior):** Versatile lineman saw action in 12 games, starting the first six games of the season at center before appearing as a reserve over the final six games of the year at both center and tackle ... Was a key cog in an offensive front that paved the way for Georgia Tech to lead the nation in rushing offense (325.0 ypg) ... Also helped the Yellow Jackets break their year-old record for 400-yard rushing games in a season with five.

**2017 (Sophomore):** Appeared in nine games and made eight starts at left tackle ... Missed home wins over North Carolina (Sept. 30) and Virginia Tech (Nov. 11) due to injury ... Helped pave the way for Georgia Tech to lead the ACC and rank fifth nationally in rushing offense (307.4 ypg) ... Was a key cog in an offensive front that helped QB TaQuon Marshall



(1,146 rushing yards) and BB KirVonte Benson (1,053) become only the second set of Georgia Tech teammates to ever rush for 1,000 yards in the same season and the first Tech duo to both rush for 100 yards in the same game four times ... Also helped the Yellow Jackets set a school record with four 400-yard rushing games on the season.

**2016 (True Freshman):** One of six true freshmen that saw playing time for Georgia Tech ... Appeared in 10 games with three starts at left tackle ... After not playing in either of the first two games of the year, made his collegiate debut versus Vanderbilt (Sept. 17) and went on to make his first-career start four games later (Oct. 15 vs. Georgia Southern) ... Also started against Duke (Oct. 29) and at Virginia Tech (Nov. 12) ... Missed home finale versus Virginia (Nov. 19) due to injury ... Contributed to an offensive front that helped pave the way for Georgia Tech to rank ninth nationally in rushing offense (258.1 ypg) and 17th nationally in fewest sacks allowed (1.23 pg).

**High School:** Ranked as a three-star prospect by ESPN ... Recorded 78 tackles, 19 tackles for loss and five sacks en route to first-team all-district honors as a senior ... Named MVP of 2016 Max Emfinger All-American Bowl Game ... Three-year letterwinner at Ponchatoula H.S. (coach Hank Tierney) ... Helped lead team to 9-4 record and Louisiana 5A state quarterfinals as a senior ... Also lettered in basketball.

**Personal:** One of five siblings ... Cousin, Reginald Walker, is a defensive lineman at Kansas State (2016 freshman All-American, 2017 second-team all-Big 12) ... Cousin, Donovon Campbell, is an offensive lineman at LSU ... Teammate Christian Campbell is also a cousin ... Enjoys playing drums ... Began playing football at age 5 ... Majoring in business administration ... Member of the ACC academic honor roll.



80

DYLAN LEONARD

TE • 6-5 • 215 • Fr.  
Milton, Ga./Milton

**High School:** Tabbed as a three-star prospect by ESPN ... Three-year letterwinner at Milton, playing tight end and wide receiver ... Was named a captain his senior season ... Helped lead Milton to a Georgia 7-A state championship in 2018 ... Named first-team all-region and the Region 5 7-A Offensive Player of the Year ... Earned second-team all-state honors ... Was also named first-team all-North Fulton ... Hauled in 875 yards as a senior off 48 receptions ... Also caught 10 touchdowns and converted a two-point conversion ... Hauled in three touchdowns in three-straight games to set the school record for most consecutive three-touchdown games ... Also played baseball at Milton, spending two years on the team as an outfielder.

**Personal:** Has one younger brother ... Father, Colby, wrestled at James Madison ... Brother, Cade, plays football at James Madison ... Majoring in business administration.



94

MIKE LOCKHART

DL • 6-4 • 282 • Fr.  
Birmingham, Ala./Huffman

**High School:** Rated as a three-star prospect by 247Sports and Rivals ... Tabbed as the No. 17 player in the state of Alabama by Rivals ... A basketball standout for much of his high-school career, did not begin playing football until his senior season ... Recorded 37 tackles, 10 tackles for

loss and four sacks during his lone season of football, en route to all-city recognition ... Coached by Alex Wilson ... Was a four-year letterwinner as a power forward in basketball ... A-B honor roll student.

**Personal:** Majoring in business administration ... Cousin, Deshun Capers-Smith, played defensive back at Texas A&M.



52

CADE LONG

LS • 5-11 • 220 • r-Fr.  
Hixson, Tenn./Baylor School

**2018 (True Freshman):** Redshirted.

**High School:** Four-year letterwinner played tight end, linebacker and long snapper ... Was invited to participate in Blue-Gray All-American Game ... Coached by Phil Massey ... Also lettered in lacrosse and track and field ... Member of National Honor Society.

**Personal:** Is the youngest of two siblings ... Mother, Amy, played golf at Ole Miss ... Cade began playing football at age seven ... Majoring in business administration ... Member of ACC academic honor roll.



36

JOSEPH MACRINA

TE • 6-0 • 259 • r-Jr.  
Suwanee, Ga./Northview

**2018 (Redshirt Sophomore):** Saw action in four games as a reserve running back — Sept. 1 vs. Alcorn State, Sept. 29 vs. Bowling Green, Oct. 5 at Louisville and Oct. 25 at Virginia Tech ... Ran five times for 17 yards on the season ... Rushed for eight yards on two carries vs. Alcorn State, six yards on two carries vs. Bowling Green and three yards on one carry at Louisville.

**2017 (Redshirt Freshman):** Did not see game action ... Moved from linebacker to B-back in the spring.

**2016 (True Freshman):** Redshirted.

**High School:** Four-year letterwinner earned all-district and all-area honors as a senior ... Amassed 125 total tackles during final prep campaign ... Served as team captain for Northview H.S. (coach Chad Davenport) ... Named Defensive MVP of 2015 Chamber Bowl Senior All-Star Game ... Also a three-year letterwinner and team captain as a designated hitter and catcher for Northview's baseball squad ... Honor roll student.

**Personal:** Has an older sister ... Father has a master's degree from Georgia Tech ... Started playing football in seventh grade ... Majoring in industrial engineering.

### CAREER HIGHS

**Rush Attempts:** 2 vs. Bowling Green (Sept. 29, 2018)

**Rush Yards:** 8 vs. Alcorn St. (Sept. 1, 2018)

**Longest Rush:** 4, twice - last vs. Bowling Green (Sept. 29, 2018)



## CAREER STATISTICS

### RUSHING

YR	G-GS	ATT	YDS	TD	LG	Avg/C	Avg/G
2016					— Redshirt —		
2017					— DNP —		
2018	4-0	5	17	0	4	3.4	4.2
<b>Total</b>	<b>4-0</b>	<b>5</b>	<b>17</b>	<b>0</b>	<b>4</b>	<b>3.4</b>	<b>4.2</b>



24

### CHRISTIAN MALLOY

RB • 5-10 • 201 • r-Fr.  
Lilburn, Ga./Parkview

**2018 (True Freshman):** Redshirted due to only seeing action in one game — Oct. 25 at Virginia Tech ... Ran four times for 27 yards in his collegiate debut at VT ... Was one of only 13 true freshmen, including just three on the offensive side of the ball, to see action for Georgia Tech in 2018.

**High School:** Rated as a three-star prospect by *Rivals* ... Earned all-state recognition as a senior ... Named all-region as a junior ... Was MVP of adidas Freshman All-American Game in 2014 ... Set school record with 316 rushing yards in a game, which is also the sixth-highest single-game total in Gwinnett County history ... Four-year letterwinner and three-year team captain ... Coached by Eric Godfree ... Honor roll student and member of Gwinnett Student Leadership Team.

**Personal:** Grandfather, Leonard Malloy I, played football at Arizona ... Father, Leonard II, played football at Grambling State ... Brother, Tra, is a senior offensive lineman at Georgia Southern ... Christian began playing football at age five ... Majoring in computer science ... Aspires for a career as a cybersecurity engineer.



96

### CHRIS MARTIN

DL • 6-1 • 285 • r-Jr.  
Loganville, Ga./Gayson

**2018 (Redshirt Sophomore):** Appeared in six games as a reserve defensive lineman ... Recorded four tackles on the season, three of which came in win over Bowling Green (Sept. 29) ... Also had a tackle at USF (Sept. 8).

**2017 (Redshirt Freshman):** Appeared in two games as a reserve defensive lineman (Sept. 9 vs. Jacksonville State and Sept. 23 vs. Pitt) ... Did not record any statistics.

**2016 (True Freshman):** Redshirted.

**High School:** Rated as a three-star prospect and the nation's No. 86 defensive tackle by *Scout.com* ... Earned second-team all-state and first-team all-county honors after tallying 39 tackles, 11 tackles for loss, five sacks, a pass breakup and three fumble recoveries (one returned for a touchdown) as a senior ... Recorded 35 tackles, four tackles for loss, three sacks, a pass breakup and a forced fumble as a junior ... Selected to participate in the 2015 Georgia North-South All-Star Game and Florida-Georgia High School All-Star Football Game ... Helped lead Grayson H.S. (coach Mickey Conn) to a 13-1 overall record, appearance in the Georgia 6A state semifinals and No. 4 overall final ranking in the state by *MaxPreps* as a senior in 2015.

**Personal:** Has a younger brother, Darius ... Majoring in business administration.

## CAREER HIGHS

**Tackles:** 3 vs. Bowling Green (Sept. 29, 2018)

**Solo Tackles:** 2 vs. Bowling Green (Sept. 29, 2018)

## CAREER STATISTICS

### DEFENSIVE

YR	G-GS	UT	AT	TT	TFL	PD	FF/FR	INT	QBH
2016					— Redshirt —				
2017	2-0	0	0	0	0.0-0	0	0/0	0	0
2018	6-0	2	2	4	0.0-0	0	0/0	0	0
<b>Total</b>	<b>8-0</b>	<b>2</b>	<b>2</b>	<b>4</b>	<b>0.0-0</b>	<b>0</b>	<b>0/0</b>	<b>0</b>	<b>0</b>



27

### JORDAN MASON

RB • 6-1 • 219 • r-So.  
Gallatin, Tenn./Gallatin

**2018 (Redshirt Freshman):** Played in all 13 games and made five starts (Sept. 1 vs. Alcorn State, Sept. 15 at Pitt, Oct. 5 at Louisville, Oct. 13 vs. Duke, Nov. 10 vs. Miami) at running back ... Ranked third on the team overall and first among running backs with 659 rushing yards and seven touchdowns ... Averaged 6.1 yards per carry ... Burst out of the gates, rushing for 274 yards over the first three games of his career — 85 vs. Alcorn State, 95 at USF (Sept. 8) and 94 at Pitt ... Rushed for 61 yards and two touchdowns in rout over Bowling Green (Sept. 29) ... Gashed Louisville for 78 yards and a touchdown (Oct. 5) ... Ran for 82 yards and three touchdowns on just 12 carries in romp at Virginia Tech (Oct. 25) ... With three scores at VT, became the first Georgia Tech RB to rush for three touchdowns in a game since Dedrick Mills vs. Vanderbilt on Sept. 17, 2016 ... After rushing for 564 yards and seven touchdowns over the first eight games of the season, amassed just 95 total yards on the ground and no scores over the final five contests.

**2017 (True Freshman):** Redshirted.

**High School:** Rated as a three-star prospect by ESPN, *247Sports* and *Rivals* ... Runner-up for Tennessee's Class 5A Mr. Football award as a senior ... First-team all-state honoree ... 2016 Sumner County Player of the Year ... Also garnered all-district and all-county accolades ... Rushed for a school-record 4,523 career yards ... Also set a school record with 2,050 rushing yards as a senior in 2016 ... Ran for 23 touchdowns and averaged 7.9 yards per carry as a senior ... Broke Gallatin High School's single-game rushing record in consecutive weeks, leaving behind a new mark of 307 yards ... Served as team captain as a senior ... Coached by Mark Williams ... Also earned three letters as a center fielder in baseball and two as a center in basketball.

**Personal:** Middle of three siblings ... First cousin, Zaccheus Mason, played college basketball at Ole Miss and Chattanooga, and played professionally in France and the Philippines ... Began playing football at age 5 ... Enjoys bowling ... Majoring in business administration ... Aspires to work for a shoe company.

**CAREER HIGHS**

**Rush Attempts:** 13, twice - last at Louisville (Oct. 5, 2018)  
**Rush Yards:** 95 at USF (Sept. 8, 2018)  
**Rush TDs:** 3 at Virginia Tech (Oct. 25, 2018)  
**Longest Rush:** 46 at USF (Sept. 8, 2018)  
**Receptions:** 1 at Pittsburgh (Sept. 15, 2018)  
**Receiving Yards:** 2 at Pittsburgh (Sept. 15, 2018)  
**Longest Reception:** 2 at Pittsburgh (Sept. 15, 2018)

**CAREER STATISTICS****RUSHING**

YR	G-GS	ATT	YDS	TD	LG	Avg/C	Avg/G
2017		— Redshirt —					
2018	13-5	108	659	7	46	6.1	50.7
<b>Total</b>	<b>13-5</b>	<b>108</b>	<b>659</b>	<b>7</b>	<b>46</b>	<b>6.1</b>	<b>50.7</b>

**49****SPENCE MASSEY**

**RB • 6-1 • 208 • Fr.**  
**Tifton, Ga./Tiftarea Academy**

**High School:** Multi-sport athlete was a four-year letterwinner in football, basketball and track ... Football captain his final three seasons ... Helped lead Tiftarea to a regional championship, en route to three all-state recognitions ... Two-time region Player of the Year ... Holds the GISA record for most rushing yards in a single game with 387 as a sophomore.

**Personal:** Has two older brothers ... Father, Robert, played football at Georgia Tech from 1983-1988 (tight end) ... Brother, Charlie, played football at VSU from 2015-2017 (SS) ... Majoring in business administration.

**61****MICHAEL MAYE**

**OL • 6-3 • 310 • r-Fr.**  
**Hoover, Ala./Hoover**

**2018 (True Freshman):** Redshirted.

**High School:** Rated as a three-star prospect by ESPN, *247Sports/Scout* and *Rivals* ... Honorable-mention all-state selection as a senior in 2017 ... Also earned all-metro recognition as a senior ... Selected to participate in 2017 Alabama-Mississippi All-Star Game ... Helped lead Hoover to three state championships in four seasons (2014, 2016 and 2017) ... Captained Hoover's state title teams in 2016 and 2017 ... Coached by Josh Niblett ... Also lettered in basketball ... Honor roll student ... Member of National Honor Society and Spanish Honor Society ... Passed four Advanced Placement exams as a junior.

**Personal:** Has a younger brother ... Cousins Kermit Kendrick and Dominic Lee played football at Alabama ... Was a fixture in the Birmingham community throughout high school, highlighted by serving as a volunteer for March of Dimes, YMCA toy drive and after-school snack program and the Omega Psi Phi Fraternity's annual Easter egg hunt ... Majoring in business administration.

**45****TAYLOR MCCAWLEY**

**LB • 6-0 • 216 • Fr.**  
**Birmingham, Ga./East Coweta**

**High School:** Two-year letterwinner at both Lowndes and East Coweta High School ... Was a two-year captain at East Coweta as a linebacker ... Named all-region his junior and senior seasons ... Set a program record with more than 130 tackles as a senior ... Graduated as a member of high honor roll.

**Personal:** Has three younger siblings — three brothers ... Majoring majoring in biology (pre-med) ... Aspires to become an orthopedic surgeon.

**84****CHRIS MILLER**

**TE • 6-4 • 222 • Fr.**  
**Atlanta, Ga./St. Pius X**

**High School:** Two-sport athlete at nearby St. Pius ... Three-year letterwinner in football as a tight end and defensive end ... Named captain his senior season ... Earned all-district honors as a tight end his senior year ... Was also a four-year letterwinner as a defender in lacrosse ... Two-year team captain in lacrosse.

**Personal:** Has two younger brothers and a younger sister ... Father, Stephen (1984-85), and uncle, John Miller (1983-84), played basketball at U.S. Air Force Academy ... Majoring in business administration.

**57****MIKEY MINIHAN**

**OL • 6-3 • 297 • r-So.**  
**Honolulu, Hawai'i/Saint Louis**

**2018 (Redshirt Freshman):** Saw action in two games as a reserve offensive lineman — at USF (Sept. 8) and vs. Bowling Green (Sept. 29).

**2017 (True Freshman):** Redshirted.

**High School:** Rated as a three-star prospect by ESPN, *247Sports*, *Rivals* and *Scout* ... Tabbed as No. 1 offensive guard in the state of Hawai'i and No. 33 guard nationally ... First-team all-state and all-conference ... Won Kahanui Trophy in 2016 as Hawai'i's most outstanding offensive lineman ... Helped lead team to state championship as a senior ... Team captain ... Coached by Cal Lee ... Participated in 2017 Polynesian Bowl, an all-star game for the world's elite high school football players of Polynesian heritage ... Honor roll student and student council member.

**Personal:** Born in Landschuttl, Germany ... Is the middle of three siblings ... Father, Mike, is a member of the United States Air Force and, in addition to being born in Landstuhl, Germany, Mikey has lived in three countries (Germany, United States and South Korea) and seven states (Maryland, Alabama, Texas, Pennsylvania, California, Arkansas and Hawai'i) ... Enjoys chess ... Majoring in business administration.



## 60 BRAD MORGAN

DL • 6-4 • 295 • r-Sr.  
Woodstock, Ga./Etowah

**2018 (Redshirt Junior):** Played in 11 games, with three starts at right guard – Sept. 1 vs. Alcorn State, Sept. 15 at Pitt and Sept. 22 vs. Clemson ... Saw action as a reserve and on field goal/PAT units eight times over the final nine games of the campaign ... Helped Georgia Tech to lead the nation in rushing offense (325.0 ypg) ... Also helped the Yellow Jackets break their year-old record for 400-yard rushing games in a season with five.

**2017 (Redshirt Sophomore):** Limited to four games (Sept. 4 vs. Tennessee, Sept. 9 vs. Jacksonville State, Oct. 28 at Clemson, Nov. 4 at Virginia) due to back injury.

**2016 (Redshirt Freshman):** Appeared in all 13 games, primarily in field goal/PAT protection ... Did not record any stats.

**2015 (True Freshman):** Redshirted ... Named Offensive Scout Team Player of the Year.

**High School:** Lettered three years in football for head coach Dave Svehla ... Named first-team Georgia Class 6A all-state by *Atlanta Journal-Constitution* and Georgia Sports Writers Association ... First-team all-region and all-county as junior and senior ... Named 2014 Offensive Lineman of the Year by Cherokee County Gridiron Club ... Graded out at 93 percent with 101 knockdown blocks as a senior ... Helped lead Etowah to appearance in state semifinals as a senior in 2014 ... Played in inaugural Cherokee County School District Senior Bowl ... Two-year letterwinner in wrestling ... Finished sixth in the state in wrestling as a freshman in 2012 ... Also lettered one year in track and field (shot put, discus) ... Graduated with honors.

**Personal:** Is one of three siblings, all of whom are members of Georgia Tech's football program ... Twin brother, Scott, is an offensive lineman at Tech and younger brother, Matthew, is a redshirt freshman offensive lineman for the Yellow Jackets ... Started playing football in third grade because "hitting people hard and letting loose seemed fun" ... Is learning to play guitar ... Enjoys puzzles, reading biographies and fishing ... Majoring in history, technology and society ... Member of ACC academic honor roll.



## 77 MATTHEW MORGAN

OL • 6-4 • 300 • r-Fr.  
Woodstock, Ga./Etowah

**2018 (True Freshman):** Redshirted.

**High School:** First-team all-county and all-region honoree ... Four-year letterwinner ... Helped lead Etowah H.S. to state semifinals as a freshman in 2014 ... Coached by Dave Svehla ... Was also an all-county and all-region selection in wrestling ... Helped wrestling team win a regional championship as a freshman in 2014-15 ... Graduated with honors.

**Personal:** Is one of three siblings, all of whom are members of Georgia Tech's football program ... Twin brothers, Brad and Scott, are senior defensive and offensive linemen for the Yellow Jackets, respectively ... Matthew started playing football in second grade ... Majoring in civil engineering ... Member of the ACC academic honor roll.



## 59 SCOTT MORGAN

OL • 6-4 • 302 • r-Sr.  
Woodstock, Ga./Etowah

**2018 (Redshirt Junior):** Saw action in 10 games as a reserve offensive lineman and member of the Yellow Jackets' field goal/PAT unit.

**2017 (Redshirt Sophomore):** Limited to three games (Sept. 9 vs. Jacksonville State, Sept. 23 vs. Pitt and Sept. 30 vs. North Carolina) due to upper-body injury.

**2016 (Redshirt Freshman):** Did not see game action.

**2015 (True Freshman):** Redshirted ... Named Defensive Scout Team Player of the Year before moving to offensive line during spring practice in 2016.

**High School:** Lettered three years in football for head coach Dave Svehla ... Named first-team Georgia Class 6A all-state by *Atlanta Journal-Constitution* and Georgia Sports Writers Association ... First-team all-region and all-county selection ... Named 2014 Defensive Player of the Year by Cherokee County Gridiron Club ... Talled 74 tackles, 12 tackles for loss, 7.5 sacks, one interception and five touchdowns as senior ... Played in inaugural Cherokee County School District Senior Bowl ... Also wrestled for three years and lettered one year in track.

**Personal:** Is one of three siblings, all of whom are members of Georgia Tech's football program ... Twin brother, Brad, is a defensive lineman at Tech and younger brother, Matthew, is a redshirt freshman offensive lineman for the Yellow Jackets ... Started playing football in third grade ... Is learning to play guitar ... Majoring in economics.



## 23 AUSTIN NASH

WR • 5-10 • 177 • r-So.  
Grayson, Ga./Grayson

**2018 (Redshirt Freshman):** Did not see game action.

**2017 (True Freshman):** Redshirted.

**High School:** Compiled more than 1,000 receiving yards as a senior in 2015 ... Two-time team captain ... Four-year letterwinner helped lead Grayson H.S. to four-straight Region 7A-6 championships ... Coached by Mickey Conn ... Also played two seasons of high-school baseball ... Was a member of National Honor Society, dean's list, honor roll, Beta Club and student ambassadors.

**Personal:** Oldest of four siblings ... Majoring in industrial engineering ... Aspires for a career in supply chain management ... Was one of 18 student-athletes (six from the football team) to travel to Puerto Rico in May 2018 for Georgia Tech athletics' second-annual Jackets Without Borders service trip, where they helped rebuild homes that were decimated by Hurricane Maria ... Member of the ACC academic honor roll.





82

**KALANI NORRIS****WR • 6-0 • 170 • Fr.****Miami, Fla./Christopher Columbus**

**High School:** Rated as a three-star prospect by ESPN, *247Sports* and *Rivals* ... First-team all-Dade County honoree ... Selected to participate in Dade vs. North all-star game ... Helped lead Christopher Columbus to 14-1 record, district championship and appearance in Florida 8A state championship game as a senior in 2018 ... Four-year letterwinner played both wide receiver and defensive back ... Coached by Sedrick Ivin, Earl Little and Chris Merritt ... Honor roll student.

**Personal:** Brother, Nicholas, was an all-Conference USA wide receiver at Western Kentucky (2013-16) ... Kalani is in business administration.



22

**KALEB OLIVER****DB • 6-4 • 212 • r-So.****La Vergne, Tenn./Oakland**

**2018 (Redshirt Freshman):** Played in all 13 games as a reserve safety ... Registered 21 tackles, including 2.5 for loss, an interception, two pass breakups and a forced fumble ... Opened the season in style with four tackles, a tackle for loss and an interception that he returned 25 yards to set up a field goal in a 41-0 win over Alcorn State (Sept. 1) ... Matched his season-high with four more tackles in Week 2 at USF (Sept. 8) ... Had three stops, including one behind the line of scrimmage, at Pitt (Sept. 15) ... Wound up recording multiple tackles three more times on the season – two vs. Bowling Green (Sept. 29), three at Virginia Tech (Oct. 25) and two at North Carolina (Nov. 3) ... Was in on a tackle for loss at Georgia (Nov. 24).

**2017 (True Freshman):** Redshirted.

**High School:** Rated as a four-star prospect and the nation's No. 29-ranked safety by *Rivals* ... Named first-team all-state, all-region and all-area as a senior ... Racked up 82 tackles, 16.5 tackles for loss, three sacks, three fumble recoveries and an interception during final prep campaign ... Helped lead Oakland to Tennessee Class 6A state championship game in 2016, claiming district and regional titles along the way ... Coached by Kevin Creahey.

**Personal:** Youngest of four siblings ... Brother, Kevin, played offensive line at Tennessee State University ... Sister, Kaitlin, played basketball at Cumberland University ... Brother, Kyle, plays tight end at Memphis and Tennessee State ... Kaleb is majoring in business administration.

**CAREER HIGHS**

**Tackles:** 4 at USF (Sept. 8, 2018)

**Solo Tackles:** 3 at Virginia Tech (Oct. 25, 2018)

**Tackles for Loss:** 1.0 at Pittsburgh (Sept. 15, 2018)

**Interceptions:** 1 vs. Alcorn St. (Sept. 1, 2018)

**Longest Interception Return:** 25 vs. Alcorn St. (Sept. 1, 2018)

**Fumbles Forced:** 1 at Pittsburgh (Sept. 15, 2018)

**CAREER STATISTICS****DEFENSIVE**

YR	G-S	UT	AT	TT	TFL	PD	FF/FR	INT	QBH
2017	0-0	0	0	0	0.0-0	0	0/0	0	0
2018	13-0	9	12	21	2.5-6	3	1/0	1-25	0
<b>Total</b>	<b>13-0</b>	<b>9</b>	<b>12</b>	<b>21</b>	<b>2.5-6</b>	<b>3</b>	<b>1/0</b>	<b>1-25</b>	<b>0</b>



8

**TOBIAS OLIVER****QB • 6-2 • 190 • r-So.****Warner Robins, Ga./Northside**

**2018 (Redshirt Freshman):** Put on a show as Georgia Tech's backup quarterback for the vast majority of the season ... Appeared in 12 games but made only one start in place of injured starter TaQuon Marshall – Oct. 25 at Virginia Tech ... Despite making only one start, ranked second on the team, 10th in the ACC and 75th nationally in rushing with 876 yards (73.0 per game) ... Led Georgia Tech, ranked fourth in the ACC and 34th nationally with 12 rushing touchdowns ... Led team, ranked fifth in the ACC and 43rd nationally (min. 10 carries per game) with 5.76 yards per carry ... 12 total touchdowns were good for fourth in the ACC and 57th nationally ... 876 rushing yards was the sixth-highest single-season rushing total by a quarterback in Georgia Tech history ... 12 touchdowns were the fifth-most by a QB and tied for the 10th-most overall in school history ... In his only start, rushed for 215 yards and three touchdowns on 40 carries to lead Georgia Tech to a nationally televised, primetime victory at Virginia Tech ... 40 carries were the second-most by any player in Georgia Tech history (behind only Marshall's 44 carries vs. Tennessee in 2017) and his 215 rushing yards were the second-most by a quarterback (behind Marshall's 249 vs. UT in '17) and the seventh-most overall in Tech's all-time annals ... Oliver's 215 yards against VT were the second-most by an NCAA Division I FBS quarterback, the most by an FBS QB vs. an FBS opponent and the 28th-most by any FBS player in a single game in 2018 ... His 40 carries were the most by an FBS QB and tied for the most by any FBS player in a game in '18 ... He was named ACC Rookie of the Week following the incredible performance in his first-career start vs. VT ... Despite the Virginia Tech game being his only start, Oliver put up gaudy numbers throughout his redshirt-freshman campaign ... Opened the season by running for 72 yards on 12 carries in his first-career game vs. Alcorn State (Sept. 1) ... Followed that up by rushing for 97 yards and three touchdowns in only a quarter of action in place of injured Marshall at USF (Sept. 8) ... Came off the bench to put together back-to-back 100-yard rushing performances in routs over Bowling Green (115 yards and two TD on Sept. 29) and Louisville (103 yards and two TD on Oct. 5) ... Followed up the historic start at Virginia Tech by coming off the bench to account for 224 total yards (120 rushing, 104 passing) and three touchdowns (two rushing, one passing) in 38-28 victory at North Carolina (Nov. 3) ... Was named ACC Rookie of the Week for the second-straight week following the winning performance at UNC ... Closed the season by running for 69 yards in Quick Lane Bowl vs. Minnesota (Dec. 26) ... In addition to the gaudy rushing numbers, Oliver completed 7-of-16 passes for 167 yards, two touchdowns and no interceptions on the season.

**2017 (True Freshman):** Redshirted.

**High School:** Rated as a three-star prospect by *247Sports*, *Rivals* and *Scout* ... Three-year starter at quarterback and team captain at Northside ... Helped lead team to state championship as a sophomore in 2014 and appearance in state semifinals as a senior in 2016 ... Totaled 7,003 yards of offense during prep career with a school-record 3,785 passing yards and 3,218 rushing yards (good for No. 3 in school history) ... Amassed 3,064 yards of total offense (1,604 passing, 1,460 rushing) and



accounted for 31 touchdowns (16 passing, 15 rushing) as a senior ... Coached by Kevin Kinsler ... Also a four-year letterwinner and two-time captain as a shooting guard in basketball ... Honors student ... Bible study group leader.

**Personal:** Majoring in business administration.

## CAREER HIGHS

**Pass Completions:** 2, three times - last at North Carolina (Nov. 3, 2018)

**Pass Attempts:** 6, Duke, Oct. 13, 2018

**Pass Yards:** 104 at North Carolina (Nov. 3, 2018)

**Pass TDs:** 1, twice - last at North Carolina (Nov. 3, 2018)

**Longest Pass:** 86 at North Carolina (Nov. 3, 2018)

**Rush Attempts:** 40 at Virginia Tech (Oct. 25, 2018)

**Rush Yards:** 215 at Virginia Tech (Oct. 25, 2018) (40 Carries)

**Rush TDs:** 3 at Virginia Tech (Oct. 25, 2018)

**Longest Rush:** 65 [T-8th], At Louisville, Oct. 05, 2018

## CAREER STATISTICS

### PASSING

YR	G-GS	CMP	ATT	YDS	PCT	TD	INT	LG
2018	12-1	7	16	167	43.8	2	0	86
<b>Total</b>	<b>12-1</b>	<b>7</b>	<b>16</b>	<b>167</b>	<b>43.8</b>	<b>2</b>	<b>0</b>	<b>86</b>

### RUSHING

YR	G-GS	ATT	YDS	TD	LG	Avg/C	Avg/G
2018	12-1	152	876	12	65	5.8	73.0
<b>Total</b>	<b>12-1</b>	<b>152</b>	<b>876</b>	<b>12</b>	<b>65</b>	<b>5.8</b>	<b>73.0</b>



# 89

## ANTWAN OWENS

**DL • 6-4 • 275 • Jr.**  
Tallahassee, Fla./Godby

**2018 (Sophomore):** Appeared in all 13 games as a member of Georgia Tech's defensive line rotation ... Finished the season with 21 tackles ... Opened the campaign with a career-high four tackles against Alcorn State (Sept. 1) ... Went on to have multiple tackles on five more occasions — three vs. Clemson (Sept. 22), Bowling Green (Sept. 29) and Virginia (Nov. 17) and two vs. North Carolina (Nov. 3) and Miami (Nov. 10) ... Returned a fumble 21 yards to set up a touchdown in the rout over Bowling Green.

**2017 (True Freshman):** Appeared in eight games as a reserve defensive lineman ... Recorded a sack in his collegiate debut versus Jacksonville State (Sept. 9) ... Also had tackles at Miami (Oct. 14) and Virginia (Nov. 4) ... Was one of nine true freshmen that saw action for the Yellow Jackets.

**High School:** Rated as a three-star prospect by ESPN, *247Sports* and *Rivals* ... Played defensive end and tight end as a prep ... Three-year letterwinner ... All-state honoree ... Three-time all-area selection ... Named one of the top 100 players in Florida by *Orlando Sentinel* ... Intercepted two passes from his defensive line position ... Holds school record with four sacks in a game ... Helped lead Godby to a district championship as a sophomore in 2014 ... Coached by Todd Lanter ... Selected to participate in O-D All-American Bowl ... Also played basketball ... Three-year honor roll student ... Member of National Honor Society.

**Personal:** Oldest of three siblings ... Father, Antwan Sr., is a chef ... Uncle, Fred Rouse, played football at Florida State ... Cousin, Mike Williams, played football at Kentucky ... Antwan originally started playing football at age eight as a way to lose weight ... Majoring in history, technology and society.

## CAREER HIGHS

**Tackles:** 4 vs. Alcorn St. (Sept. 1, 2018)

**Solo Tackles:** 4 vs. Alcorn St. (Sept. 1, 2018)

**Sacks:** 1.0 vs. Jacksonville State (Sept. 9, 2017)

**Tackles for Loss:** 1.0 vs. Jacksonville State (Sept. 9, 2017)

**Fumbles Recovered:** 1 vs. Bowling Green (Sept. 29, 2018)

**Rushing Attempts:** 1 at Pittsburgh (Sept. 15, 2018)

## CAREER STATISTICS

### DEFENSIVE

YR	G-GS	UT	AT	TT	TFL	PD	FF/FR	BLK	QBH
2017	8-0	1	2	3	1.0-5	0	0/0	0	0
2018	13-0	13	8	21	0.0-0	0	0/1	0	2
<b>Total</b>	<b>21-0</b>	<b>14</b>	<b>10</b>	<b>24</b>	<b>1.0-5</b>	<b>0</b>	<b>0/1</b>	<b>0</b>	<b>2</b>



# 81

## ZACH OWENS

**WR • 6-3 • 210 • Fr.**  
Marietta, Ga./Pope

**High School:** Rated as a three-star prospect by ESPN, *247Sports* and *Rivals* ... All-region and all-county performer ... Named to *MaxPreps* preseason all-state team in 2018 ... Racked up 3,066 all-purpose yards (1,707 receiving, 1,260 rushing, 99 kick returns) and scored 31 touchdowns (17 receiving, 14 rushing) over final three prep seasons ... averaged 105.7 all-purpose yards per game ... Helped lead Pope to first playoff appearance in five years as a junior in 2017 ... Coached by Tab Griffin ... Also a three-year letterwinner in track.

**Personal:** Majoring business administration ... Aspires to be an entrepreneur.



# 57

## LUCAS PATELLES

**LS • 5-8 • 198 • r-Jr.**  
Fayetteville, Ga./Starr's Mill

**2018 (Redshirt Sophomore):** Did not see game action.

**2017 (Redshirt Freshman):** Did not see game action.

**2016 (True Freshman):** Redshirted.

**High School:** Tabbed as a top 25 long snapper nationally by Kohl's Football Kicking, Punting and Snapping Camps ... Ranked as Georgia's top 5A long snapper ... Earned four letters as a long snapper at Starr's Mill H.S. (coach Chad Phillips) ... Named team's special-teams MVP as a senior ... Member of National Honor Society and Beta Club.

**Personal:** Has a younger sister ... Began playing football at age eight ... Majoring in business administration ... Member of the ACC academic honor roll.



## 73 ZACH QUINNEY

**OL • 6-6 • 295 • r-So.**  
**Savannah, Ga./Savannah Christian Prep**

**2018 (Redshirt Freshman):** Played in all 13 games and started the final 12 at left tackle ... Became the first freshman to make the majority of Georgia Tech's starts at left tackle since Andrew Gardner in 2005 ... Was a key cog in an offensive front that paved the way for Georgia Tech to lead the nation in rushing offense (325.0 ypg) ... Also helped the Yellow Jackets break their year-old record for 400-yard rushing games in a season with five.

**2017 (True Freshman):** Redshirted.

**High School:** Rated as a three-star prospect by ESPN, *247Sports*, *Rivals* and *Scout* ... Two-time all-state honoree ... Also named all-Coastal Georgia twice, all-area three times and all-region four times ... Four-year letterwinner and three-year captain ... Played offensive and defensive line ... Selected to participate in Georgia Athletic Coaches Association North-South Bowl ... Helped lead Savannah Christian Prep to sub-regional championship in 2015 ... Coached by Donald Chumley ... Also lettered twice in basketball (team captain) and twice in track and field ... High honor roll student.

**Personal:** Oldest of three siblings ... Started playing football at age 5 — his father, Brian, was his coach until he was 13 ... Enjoys fishing ... Majoring in business administration.



## 31 THOMPSON RUDOLPH

**DB • 6-0 • 195 • r-Fr.**  
**Spartanburg, S.C./Spartanburg**

**2018 (True Freshman):** Redshirted.

**High School:** Four-year letterwinner as a safety and quarterback at South Carolina powerhouse Spartanburg H.S. ... Named all-region and all-area as a safety in 2017 ... Team captain as a senior in '17 ... Helped lead team to region championship as a sophomore (2015) and state title as a freshman (2014) ... Coached by Chris Miller ... Named Spartanburg High's Scholar-Athlete of the Year ... Member of National Honor Society, Beta Club, Tipsters Club (raising funds for charities) and Mu Alpha Theta (national mathematics society).

**Personal:** Both parents are Georgia Tech alumni (Class of 1991 and 1992, respectively) ... Grandfather, Jack Rudolph, was a Georgia Tech football letterwinner (1957-59) and went on to be drafted in the 17th round of the 1959 National Football League Draft (Detroit Lions) and played linebacker for the Boston Patriots (1960-65) and Miami Dolphins (1966) ... Uncle, Coleman Rudolph, was a four-year letterwinner at Tech (1989-92), member of the Yellow Jackets' 1990 national championship team, a team captain and first-team all-conference selection as a senior in '92 and second-round pick by the New York Jets in the 1993 NFL Draft who went on to play defensive tackle for the Jets (1993-94) and New York Giants (1994-96) ... Thompson began playing football at age seven ... Majoring in business administration ... Member of ACC academic honor roll.



## 98 CURTISS RYANS

**DL • 6-5 • 240 • r-Fr.**  
**Kennesaw, Ga./North Cobb**

**2018 (True Freshman):** Redshirted.

**High School:** Four-year letterwinner as a defensive end at North Cobb H.S. ... Was part of a program that won 32 games over his four prep seasons, including a 10-3 record and two playoff victories as a junior in 2016 ... Coached by Shane Queen.

**Personal:** Has an older sister ... Began playing football at five years of age ... Majoring in business administration.



## 12 ADONICAS SANDERS

**WR • 6-1 • 195 • r-So.**  
**North Charleston, S.C./Fort Dorchester**

**2018 (Redshirt Freshman):** Saw action in two games — Sept. 29 vs. Bowling Green and Oct. 25 vs. Virginia Tech ... Did not record any statistics.

**2017 (True Freshman):** Redshirted.

**High School:** All-state honoree averaged more than 100 receiving yards per game as a senior in 2016, including five receptions for 139 yards in state semifinals ... Finished his prep career as Fort Dorchester's all-time leading receiver, despite the fact that he only played at the school for two seasons ... In addition to the semifinal appearance in '16, helped lead Fort Dorchester to 15-0 record and South Carolina 4A state championship as a junior in 2015 ... Coached by Steve Laprad ... Selected to participate in prestigious Shrine Bowl of the Carolinas all-star game ... Attended Charleston's Burke H.S. as a freshman and sophomore, where he helped lead the Bulldogs to the S.C. 1A state basketball championship in 2015 ... Earned all-state honors on the hardwood twice — as a sophomore at Burke and as a junior at Fort Dorchester.

**Personal:** Youngest of three siblings ... Brother, Sidney Jr., played two seasons of college basketball at Fairleigh Dickinson and averaged 19.1 points per game in his final season at FDU (2013-14) before embarking on a professional playing career in Lithuania ... Majoring in business administration ... Member of the ACC academic honor roll.



## 58 WILL SCISSUM

**OL • 6-2 • 265 • Fr.**  
**Marietta, Ga./The Walker School**

**High School:** Four-year letterwinner as an offensive lineman at The Walker School ... Named all-region and all-county by Cobb County Touchdown Club ... Selected to participate in GACA All-Star Game ... Coached by Matt Casper ... Member of National Honor Society, as well as National Science Society and National Spanish Society.

**Personal:** Comes from a family of athletes ... Father, Willard Scissum, was a four-year letterwinner at Alabama before playing two years of



professional football in the NFL, spending one year apiece with the Denver Broncos and the Washington Redskins ... Mother, Ellen, ran track and field at Alabama A&M for all four years ... Uncle, Chris, wrestled at the Naval Academy for three years ... Grandfather, Adolph, was a four-year football letterwinner at Alabama A&M ... Cousin, Chauncey, played football for four years at Syracuse and one at UNLV ... Cousin, Geron, played one year of basketball apiece at VCU, James Madison and Alabama A&M ... Grandmother, Jeannette, was a scientist at NASA ... Will is majoring in civil engineering.



65

**AUSTIN SMITH****OL • 6-5 • 295 • r-Fr.**  
**McDonough, Ga./Ola****2018 (True Freshman):** Redshirted.

**High School:** Rated as a three-star prospect by ESPN, *247Sports/Scout* and *Rivals* ... First-team all-state honoree as a senior in 2017 ... Two-time first-team all-region selection ... Invited to participate in Elite Sophomore Game, Elite Junior Game, Elite Senior Game, Futures All-Star Game and All-American 88 Bowl in New Orleans ... Four-year starter ... Helped lead Ola to school's first-ever playoff appearance as a junior in 2016 ... Coached by Jared Zito ... Also lettered in basketball and track and field ... Honor roll student.

**Personal:** Full name is Austin Tyler Smith ... Born Jan. 7, 2000 ... Son of Danny and Shelly Smith ... Has one younger sister ... Began playing football when he was five years old ... Majoring in business administration.



11

**DEVIN SMITH****DB • 5-10 • 178 • r-So.**  
**Acworth, Ga./Harrison**

**2018 (Redshirt Freshman):** Played in two games — Sept. 29 vs. Bowling Green and Oct. 5 vs. Louisville ... Registered one tackle at Louisville.

**2017 (True Freshman):** Redshirted.

**High School:** Three-year letterwinner at Harrison H.S. for head coach Matt Dickman ... Earned first-team all-region honors after leading year with eight takeaways as a senior ... Served as team's defensive captain as a senior ... Selected to participate in Cobb Senior Bowl ... Also earned two letters in track (100-meter and 300-meter hurdles) ... Honor roll student, including one year with a 4.0 grade point average.

**Personal:** Oldest of two siblings ... Third-generation college football student-athlete — father played at Newberry (S.C.) College and grandfather played at Shaw (N.C.) University ... Majoring in mechanical engineering ... Member of the ACC academic honor roll.



28

**DONTAE SMITH****RB • 5-11 • 190 • r-Fr.**  
**Spring Hill, Tenn./Spring Hill****2018 (True Freshman):** Redshirted.

**High School:** Rated as a three-star prospect by ESPN, *247Sports/Scout* and *Rivals* ... Ranked as the nation's No. 20 all-purpose back by *247Sports/Scout* and the nation's No. 39 running back by ESPN ... 2017 Tennessee Region 4A co-MVP ... One of three finalists for Tennessee's 4A Mr. Football award as a senior ... Three-time all-region honoree ... Rushed for 4,269 yards and 45 touchdowns over final two prep seasons (2,065 yards and 24 touchdowns as a senior in 2017, 2,204 yards and



13

**AVERY SHOWELL****DB • 6-1 • 208 • r-So.**  
**Atlanta, Ga./Cartersville**

**2018 (Redshirt Freshman):** Saw action in six games — at Pitt (Sept. 15), vs. Clemson (Sept. 22), vs. Bowling Green (Sept. 29), at Louisville (Oct. 5), vs. Duke (Oct. 13) and at Georgia (Nov. 24) ... Recorded three tackles in romp at Louisville.

**2017 (True Freshman):** Redshirted.

**High School:** Rated as a three-star prospect by ESPN, *247Sports*, *Rivals* and *Scout* ... Named first-team all-state as a senior ... Versatile athlete who was a two-way standout during prep career ... Led Cartersville (coach Joey King) with 44 receptions and 17 touchdown catches as a senior ... Helped lead Cartersville to 15-0 season and state title as a senior ... Was also one of the team's leading tacklers, highlighted by a team-best nine tackles (including three TFL) in 58-7 win over Thomson in 2016 state championship game ... Attended Saint Francis H.S. in Alpharetta, Ga. before transferring to Cartersville as a senior ... As a junior, helped lead Saint Francis to 2016 basketball state championship, the first of two state titles that he would win within a span of nine months ... Earned nine varsity letters over three sports during prep career (football — four; basketball — three; track and field — two).

**Personal:** One of three siblings ... Started playing football when he was 6 years old ... Majoring in business administration.



16

**MYLES SIMS****DB • 6-3 • 185 • r-Fr.**  
**Atlanta, Ga./Westlake (Michigan)****2018 (Michigan):** Redshirted as a true freshman.

**High School:** Rated as a four-star prospect by *247Sports*, *Rivals* and ESPN coming out of Westlake H.S. ... Tabbed as the No. 79 overall player in the nation and the No. 7 cornerback in the class of 2016 by *Rivals* ... Two-time all-region honoree ... Recorded six pass breakups and two interceptions as a senior despite opposing offenses generally avoiding to throw in his direction ... Selected to participate in 2018 Under Armour All-America Game ... Helped lead Westlake to 2017 regional championship ... Coached by Kareem Reid.

**Personal:** Majoring in business administration.



21 touchdowns as a junior in 2016) ... Two-time team captain ... Four-year letterwinner ... Selected to participate in 2017 Tennessee East-West All-Star Classic ... Coached by Jay Enmons.

**Personal:** Has four siblings ... Grandfather, Lowell Wade, played football at Michigan State ... Started playing football at age five ... Enjoys fishing ... Was a Boys and Girls Club volunteer and volunteered time reading to elementary students as a high-schooler ... Is an undeclared engineering major.



28

**JEREMIAH SMITH**

**DB • 6-2 • 190 • Fr.**  
**Grayson, Ga./Grayson**

**High School:** Rated as a three-star prospect by ESPN, *247Sports* and *Rivals* ... Named first-team all-region and second-team all-county as a senior ... Four-year letterwinner ... Helped lead Grayson to three region championships and a 47-7 overall record over four prep seasons ... Was a sophomore for 2016 team that won Georgia 7A state championship and finished the season ranked No. 4 nationally by *MaxPreps* ... Coached by Mickey Conn, Jeff Heron and Christian Hunnicutt ... Also a four-year letterwinner in baseball ... Named Georgia Top 100 junior baseball player in 2018.

**Personal:** Sister, Sierra, plays softball (shortstop) at Jackson State.



70

**JARED SOUTHERS**

**OL • 6-5 • 310 • r-Sr.**  
**South Orange, N.J./Seton Hall Prep (Vanderbilt)**

**2016-18 (Vanderbilt):** Saw action in 27 games over three seasons at Vanderbilt ... Started six games at right guard as a sophomore in 2017 ... Played tackle as a junior in 2018 and a redshirt freshman in 2016 ... Redshirted as a true freshman in 2015 ... Two-time academic all-SEC (2017 and 2018).

**High School:** Three-year letterwinner at Seton Hall Prep ... Named second-team all-state, first-team all-county and first-team all-conference after recording 83 pancake blocks as a senior ... Was the No. 19-ranked recruit in New Jersey ... Coached by John Finnegan ... Also lettered in wrestling and was a member of national honor society at Seton Hall Prep.

**Personal:** Graduated from Vanderbilt in three-and-a-half years with a bachelor's degree in economics ... Is pursuing a M.S. in economics at Georgia Tech ... Enrolled at Georgia Tech in January and participate in the Yellow Jackets' offseason football program, including spring practice.



18

**RICH STANZONE**

**DB • 6-0 • 201 • r-Jr.**  
**Washington Township, N.J./Williamstown (Stetson)**

**2018 (Junior, Georgia Tech):** Sat out of game action due to NCAA transfer rules.

**2016-17 (Stetson):** Played in 22 games over two seasons at Stetson ... Played in all 11 games as a sophomore in 2017 ... Ranked ninth on

the team with 29 tackles, including two for loss ... Had a career-high 15 tackles against Dartmouth (Sept. 16) ... Collected CoSIDA Academic All-District honors for his achievement on the field and in the classroom (3.79 grade point average as a physics major) ... Saw action in all 11 games, including one start, as a freshman in 2016 ... Made a season-high eight tackles (seven solo) in his lone start at San Diego (Nov. 12) ... Finished the season with 13 tackles (10 solo).

**High School:** Began prep career as a starting running back for his sophomore season at Washington Township H.S. ... Became Washington Township's starting quarterback and safety as a junior ... Transferred to Williamstown H.S. as a senior, where he was also starting quarterback and defensive back ... Served as a team captain for two different teams - Washington Township as a junior in 2014 and Williamstown as a senior in '15 ... Rushed for 673 yards and nine touchdowns, threw for 518 yards and a score and recorded 37 tackles, a forced fumble and three interceptions (two of which he returned for touchdowns) as a senior ... One of his interception returns for TD was tabbed as the No. 2 "Pick Six" of the 2015 season by *MaxPreps* ... Third-team all-state ... First-team all-South Jersey ... First-team all-conference ... Member of New Jersey Super 100 team ... Helped lead team to state runner-up finish as a senior ... All-state scholar-athlete and member of Brooks Irvine all-academic team ... Member of National Honor Society ... Coached by Frank Cucetola.

**Personal:** Has an older sister ... Started playing football at age four ... Enjoys playing golf and flying drones ... Cited Georgia Tech's top-ranked aerospace engineering program as a top reason why he chose to transfer to Tech ... Majoring in aerospace engineering ... Aspires to follow in his father's footsteps as an aerospace engineer.



3

**TRE SWILLING**

**DB • 6-0 • 200 • r-So.**  
**New Orleans, La./Brother Martin**

**2018 (Redshirt Freshman):** Saw action in 12 games, making 11 starts at cornerback ... Played in every game but Clemson (Sept. 22) ... Led team with six pass breakups and tied for team lead with seven total passes defended ... Recorded 24 tackles and an interception ... Started the season slow with just two tackles through Georgia Tech's first five games but finished strong with 19 stops over the final eight games of the campaign ... Recorded a season-high six tackles in rout at Louisville (Oct. 5) ... Forced a fumble on a sack of Duke QB Daniel Jones (Oct. 13) ... Had five tackles, was in on a tackle for loss and intercepted a pass to set up a Georgia Tech touchdown in 38-28 victory at North Carolina (Nov. 3) ... Broke up two passes in win over Miami (Nov. 10) ... Had four tackles and a pass breakup in overtime triumph over Virginia (Nov. 10) ... Broke up a pass in Quick Lane Bowl vs. Minnesota (Dec. 26) ... Named to all-ACC academic team in recognition of performance on the field and in the classroom.

**2017 (True Freshman):** Redshirted.

**High School:** Rated as a four-star prospect by ESPN and *Rivals* ... Tabbed as the nation's No. 27-ranked cornerback by ESPN ... Member of the prestigious "ESPN 300" as the 295th-ranked player in the nation ... Named second-team all-state and first-team all-district and all-metro after recording 53 tackles and three interceptions as a junior in 2015 ... Helped lead Brother Martin to state semifinals in 2014 and 2016 and a quarterfinals appearance in 2015 ... Coached by Mark Bonis ... Was also a four-year letterwinner, three-year captain and an all-district and all-metro selection in basketball ... Four-year honor roll student.



**Personal:** Father, Pat Swilling, played defensive line for Georgia Tech from 1982-85, was a first-team all-American in 1985, continues to hold Tech's all-time record with 15 single-season sacks ('85) and was inducted into the College Football Hall of Fame in 2009 ... Selected by the New Orleans Saints in the third round of the 1986 NFL Draft, Pat Swilling went on to be a two-time first-team All-Pro, two-time second-team All-Pro, five-time Pro Bowler and the NFL sacks leader and Defensive Player of the Year in 1991 ... Pat Swilling was teammates at Georgia Tech with current athletics director Todd Stansbury ... Tre's uncles, Darrell and Ken Swilling, also played at Georgia Tech from 1988-91 and were members of the Yellow Jackets' 1990 national championship team ... His brother, Bruce Jordan-Swilling, is a linebacker for the Yellow Jackets ... Older brother, Pat, played basketball at Tulsa ... Began partaking in the family tradition of football at age 10 ... Majoring in business administration ... Member of the ACC academic honor roll ... Aspires to be the CEO of his own business, perhaps a sports agency.

## CAREER HIGHS

**Tackles:** 6 at Louisville (Oct. 5, 2018)  
**Solo Tackles:** 4 at Louisville (Oct. 5, 2018)  
**Sacks:** 1.0 vs. Duke (Oct. 13, 2018)  
**Tackles for Loss:** 1.0 vs. Duke (Oct. 13, 2018)  
**Interceptions:** 1 at North Carolina (Nov. 3, 2018)  
**Fumbles Forced:** 1 vs. Duke (Oct. 13, 2018)  
**Pass Breakups:** 2 vs. Miami (Fla.) (Nov. 10, 2018)

## CAREER STATISTICS

### DEFENSIVE

YR	G-GS	UT	AT	TT	TFL	PD	FF/FR	INT	QBH
2017					— Redshirt —				
2018	12-11	18	6	24	1.5-10	7	1/0	1	1
<b>Total</b>	<b>12-11</b>	<b>18</b>	<b>6</b>	<b>24</b>	<b>1.5-10</b>	<b>7</b>	<b>1/0</b>	<b>1</b>	<b>1</b>



25

**CHARLIE THOMAS**

**LB • 6-2 • 210 • So.**  
**Thomasville, Ga./Thomasville**

**2018 (True Freshman):** Saw action in 10 games and made six starts at outside linebacker ... Despite only making six starts, finished fifth on the team with 48 tackles, which included a sack and three tackles for loss ... Led team with three fumble recoveries ... Ranked second on the team with five quarterback hurries ... Didn't enter the starting lineup until Week 6 at Louisville (Oct. 5) but went on to start six of the Yellow Jackets' final eight games ... Earned a spot in the starting lineup after recording 11 tackles in his first three games of the season, including eight at Bowling Green (Sept. 29) ... In his first-career start at Louisville, matched a school record with two fumble recoveries in Georgia Tech's 66-31 rout ... Had six tackles and broke up a pass against Duke (Oct. 13) ... Set a career-high with nine tackles, including a sack, in victory at Virginia Tech (Oct. 25) ... Notched seven tackles in win at North Carolina (Nov. 3) ... Closed the regular-season with eight tackles, including one for a 10-yard loss, at Georgia (Nov. 24) ... Was one of 13 true freshmen to see game action for the Yellow Jackets.

**High School:** Rated as a three-star prospect by ESPN, *247Sports/Scout* and *Rivals* ... Two-time all-state and all-region honoree ... Recorded 78 tackles as a senior, helping lead Thomasville to its first region title in 10 years and its first undefeated regular season in 29 years ... 2018 Army All-American Game nominee ... Coached by Zach Grage ... National

Honor Society member ... Graduated a semester early and enrolled at Georgia Tech in January 2018.

**Personal:** Has three siblings ... Started playing football at age 6 ... Majoring in business administration ... Plans to go to graduate school to pursue an MBA.

## CAREER HIGHS

**Tackles:** 9 at Virginia Tech (Oct. 25, 2018)  
**Solo Tackles:** 6 at Virginia Tech (Oct. 25, 2018)  
**Sacks:** 1.0 at Virginia Tech (Oct. 25, 2018)  
**Tackles for Loss:** 1.0, twice - last at No. 5 Georgia (Nov. 24, 2018)  
**Fumbles Forced:** 1 vs. Alcorn St. (Sept. 01, 2018)  
**Fumbles Recovered:** 2 at Louisville (Oct. 5, 2018)  
**Pass Breakups:** 1 vs. Duke (Oct. 13, 2018)

## CAREER STATISTICS

### DEFENSIVE

YR	G-GS	UT	AT	TT	TFL	PD	FF/FR	SACK	QBH
2018	10-6	29	19	48	3.0-20	1	1/3	1.0	5
<b>Total</b>	<b>10-6</b>	<b>29</b>	<b>19</b>	<b>48</b>	<b>3.0-20</b>	<b>1</b>	<b>1/3</b>	<b>1.0</b>	<b>5</b>



1

**JUANYEH THOMAS**

**DB • 6-3 • 216 • So.**  
**Niceville, Fla./Niceville**

**2018 (True Freshman):** Named true freshman all-America as a kick returner by 247Sports ... Earned first-team all-ACC recognition as a kick returner from Pro Football Focus ... Highlighted his impressive freshman campaign by scoring three non-offensive touchdowns — one on a 95-yard interception return at Louisville (Oct. 5) and two on kickoff returns, a 77-yarder vs. Virginia (Nov. 17) and a 100-yarder at Georgia (Nov. 24) ... Set five school records for kickoff returns — 1) 100-yard kickoff return (fourth to accomplish the feat, first since Jamal Golden vs. North Carolina in 2012); 2) two kickoff returns for touchdowns in a single season (third to accomplish the feat, first since Golden in '12); 3) first freshman in school history to return two kickoffs for touchdowns and only the second GT freshman to even have one kickoff return for a TD (joining Dez White, 1998); 4) two kickoff returns for touchdowns in a career (fifth in school history to accomplish the feat, first since Golden from 2011-15); 5) kickoff returns for touchdowns in consecutive games (first in school history to accomplish the feat) ... His 95-yard interception return versus Louisville was also record-setting, as it was the longest INT return ever by a Georgia Tech freshman ... the 95-yard return at UL was also tied for Georgia Tech's longest INT return in an ACC game (Ken Swilling vs. NC State, 1989) and tied for the fourth-longest overall in program history ... Thomas, who played in all 13 games, was also Georgia Tech's top tackler on special teams with 12 special-teams tackles (nine on kickoffs, three on punts) ... 12 of his 15 total tackles on the season came on special teams ... Was one of 13 true freshmen to see game action for the Yellow Jackets.

**High School:** Rated as a three-star prospect by ESPN, *247Sports/Scout* and *Rivals* ... Played first two prep seasons at Walton H.S. (2014-15) before transferring to Niceville H.S. for final two campaigns (2016-17) ... Three-time all-state and all-area honoree ... Earned all-state recognition for the third-straight year as a senior in 2017, despite having only one interception as teams avoided throwing his way ... As a sophomore in 2015, returned interceptions for touchdowns in five-straight games (a national high school record) and finished the season with a school-record

eight INTs overall ... Returned two punts for touchdowns as a senior in 2017, including a school-record 90-yarder ... Served as a team captain at Niceville as a senior ... Coached by John Hicks ... Also played basketball and ran track ... Honor roll student.

**Personal:** One of five siblings ... Brother, Azende Rey, plays football at Florida A&M ... Juanyeh started playing football at age 5 ... Enjoys volunteering his time to work with children and aspires to become a motivational speaker ... Majoring in literature, media and communication.

### CAREER HIGHS

**Tackles:** 3, twice - last at North Carolina (Nov. 3, 2018)  
**Solo Tackles:** 3 at USF (Sept. 8, 2019)  
**Fumbles Recovered:** 1 vs. Miami (Fla.) (Nov. 10, 2018)  
**Pass Breakups:** 1 at Louisville (Oct. 5, 2018)  
**Interceptions:** 1 at Louisville (Oct. 5, 2018)  
**Longest Interception Return:** 95 at Louisville (Oct. 5, 2018)  
**Punt Returns:** 3 vs. Alcorn St. (Sept. 1, 2018)  
**Punt Return Yards:** 31 vs. Alcorn St. (Sept. 1, 2018)  
**Longest Punt Return:** 25 vs. Alcorn St. (Sept. 1, 2018)  
**Kick Returns:** 6 at USF (Sept. 8, 2018)  
**Kick Return Yards:** 134 at USF (Sept. 08, 2018)  
**Longest Kick Return:** 100 at No. 5 Georgia (Nov. 24, 2018)

### CAREER STATISTICS

#### DEFENSIVE

YR	G-GS	UT	AT	TT	TFL	PD	FF/FR	INT	QBH
2018	13-0	11	4	15	0.0-0	2	0/1	1-95	0
<b>Total</b>	<b>13-0</b>	<b>11</b>	<b>4</b>	<b>15</b>	<b>0.0-0</b>	<b>2</b>	<b>0/1</b>	<b>1-95</b>	<b>0</b>

#### KICKOFF RETURNS

YR	G-GS	NO.	YDS	TD	LG	Avg/R	Avg/G
2018	13-0	24	606	2	100	25.2	46.6
<b>Total</b>	<b>13-0</b>	<b>24</b>	<b>606</b>	<b>2</b>	<b>100</b>	<b>25.2</b>	<b>46.6</b>

#### PUNT RETURNS

YR	G-GS	NO.	YDS	TD	LG	Avg/R	Avg/G
2018	13-0	5	43	0	25	8.6	3.3
<b>Total</b>	<b>13-0</b>	<b>5</b>	<b>43</b>	<b>0</b>	<b>25</b>	<b>8.6</b>	<b>3.3</b>



## 88

### JOSH TUKES

**TE • 6-6 • 220 • r-So.**  
**Covington, Ga./Newton**

**2018 (Redshirt Freshman):** Saw action in seven games as a reserve linebacker and on special teams ... Did not record any statistics.

**2017 (True Freshman):** Redshirted.

**High School:** Played just one season of football at Newton H.S. (coach Terrance Banks) ... Was voted team captain in his only season of prep football ... High-school teammate and co-captain with fellow Georgia Tech teammate Jaquan Henderson ... Outstanding athlete was a four-year basketball letterwinner as a power forward/center ... Earned all-region honors as a junior and all-county recognition as a senior on the hardwood ... Helped lead Newton's boys basketball team to back-to-back region championships as a junior (2015-16) and senior (2016-17) ... Terrific student finished in top 10 of his class of 500 academically.

**Personal:** Youngest of three siblings ... Father, Timothy, played tight end at Fayetteville State (1990-91) ... Started playing football at age six ... Majoring in biomedical engineering ... Is interested in a career producing prosthetic limbs.



## 39

### WESLEY WALKER

**DB • 6-1 • 194 • Fr.**  
**Nashville, Tenn./Ensworth**

**High School:** Rated a four-star prospect and the No. 37 defensive back in the country by ESPN ... Rebounded from a season-ending injury as a junior in 2017 to be named all-region as a senior in 2018 ... In addition to his all-region performance as a defensive back, also spent time on special teams returning kickoffs as a senior ... Returned the opening kickoff 85 yards for a touchdown in Week 6 ... Tallied 10.5 tackles, two forced fumbles and a fumble recovery in just four games during injury-shortened junior season ... Played wide receiver as a freshman in 2015, hauling in four receptions for 79 yards and a touchdown in six games, including a career-long 50-yard reception ... Coached by Jeremy Garrett.

**High School:** Majoring in business administration.



## 21

### ZAMARI WALTON

**DB • 6-3 • 180 • r-Fr.**  
**Melbourne, Fla./Melbourne Central Catholic**

**2018 (True Freshman):** Redshirted due to seeing action in only four games — Sept. 1 vs. Alcorn State, Sept. 8 at USF, Sept. 22 vs. Clemson and Oct. 25 at Virginia Tech ... Had three pass breakups, good for third on the team, in just four games, including two vs. Clemson ... Recorded four tackles — two vs. Clemson and two at Virginia Tech ... Was one of 13 true freshmen to see game action for the Yellow Jackets.

**High School:** Rated as a three-star prospect by ESPN, *247Sports/Scout* and *Rivals* ... All-state and all-district honoree ... Set a school record with eight interceptions as a senior in 2017 ... Returned an interception 106 yards for a touchdown, good for the second-longest INT return in the nation in '17 ... Two-time team captain ... Helped lead Melbourne Central Catholic to 19 wins over junior and senior seasons ... Coached by Stacy Sizemore ... Honor roll student.

**Personal:** Oldest of three siblings ... Cousin, Reggie Nelson, is an 11-year NFL veteran (currently a member of the Oakland Raiders), two-time Pro Bowler, 2015 second-team All-Pro ... Cousin, Joe Cohen, played three seasons in the NFL for the San Francisco 49ers, Miami Dolphins, Oakland Raiders and Detroit Lions ... Cousin, T.J. Bannister, played basketball at Virginia and professionally in Europe ... Majoring in business administration.

**38****WESLEY WELLS****PK • 6-0 • 205 • So.****Dahlonega, Ga./Lumpkin County**

**2018 (True Freshman):** Walk-on earned the opportunity to become Georgia Tech's place kicker during an in-practice competition prior to Week 5 vs. Bowling Green (Sept. 29) and went on to make all 48 kicks that he attempted over the final nine games of the season – 9-for-9 on field-goal attempts and 38-for-38 on PAT attempts ... Actually made his collegiate debut with three kickoffs in season opener vs. Alcorn State (Sept. 1) ... Did not see action again until he earned the opportunity to be the Yellow Jackets' place kicker for the BG game ... Attempted first field goal a week later at Louisville, when he was good from 41 yards out ... Went on to make one FG vs. North Carolina (Nov. 3), two vs. Miami (Nov. 10), four vs. Virginia (Nov. 17) and one in the Quick Lane Bowl vs. Minnesota (Dec. 26) ... Four field goals vs. Virginia were tied for the second-most in school history (behind only Ron Rice's five vs. The Citadel in 1982) ... Became the first true freshman and only the eighth individual overall in Georgia Tech history to make four field goals in a game ... Wells' season-long 48-yard field goal vs. UVA gave GT a 27-24 lead with 1:04 to go in regulation and his 40-yarder in overtime proved to be the winning points in the Yellow Jackets' 30-27 triumph ... Was named ACC Specialist of the Week in recognition of his performance against Virginia ... Named to all-ACC academic team in recognition of performance on the field and in the classroom ... An ACC Honor Roll selection.

**High School:** Named first-team all-state, first-team all-region and Region 7-3A Special Teams Player of the Year as a senior ... Made the second-, third-, fourth- and fifth-longest field goals in Lumpkin County history ... Four-year letterwinner served as a team captain as a senior ... Began prep career as a quarterback before winning job as place-kicker through an open competition for the position ... Coached by Shane Williamson ... Also lettered in soccer and wrestling ... Earned a total of nine varsity letters (four in football, three in soccer, two in wrestling) ... Member of National Honor Society and Beta Club ... Honor roll student.

**Personal:** Both grandfathers are Georgia Tech alumni ... Majoring in business administration.

**CAREER HIGHS****Field Goals Made:** 4 vs. Virginia (Nov. 17, 2018)**Field Goal Attempts:** 4 vs. Virginia (Nov. 17, 2018)**Longest Field Goal:** 48 vs. Virginia (Nov. 17, 2018)**Kick Pats:** 9, twice - last at Louisville (Oct. 05, 2018)**Points Scored:** 12, twice - last at Virginia (Nov. 17, 2018)**CAREER STATISTICS****KICK SCORING**

YR	G-GS	FGM	FGA	PCT	LG	XPM	XPA	PCT	PTS
2018	10-0	9	9	100.0	48	39	39	100.0	13
<b>Total</b>	<b>10-0</b>	<b>9</b>	<b>9</b>	<b>100.0</b>	<b>48</b>	<b>39</b>	<b>39</b>	<b>100.0</b>	<b>43</b>

**20****TIJA'I WHATLEY****WR • 6-2 • 180 • R-Fr.****Rome, Ga./Darlington School**

**2018 (True Freshman):** Redshirted.

**High School:** Rated as a three-star prospect by ESPN, *247Sports/Scout* and *Rivals* ... Three-time all-state and all-area honoree ... 2017 Georgia Region 6-A North Offensive Player of the Year ... Rushed for nearly 4,000 yards and 50 touchdowns over three seasons at Darlington, including 1,502 yards and 23 scores as a senior in 2017 ... Rushed for a school-record 357 yards in a game as a junior in 2016 ... Two-time team captain ... Coached by Tommy Atha ... Began his prep career as a freshman cornerback at Coronado H.S. in Colorado Springs, Colo., helping lead the team to the 2014 Colorado state championship ... Member of National Honor Society.

**Personal:** Has four siblings (two older, two younger) ... Brother, Lakai, was a track and field student-athlete at Georgia Southern ... The son of a member of the U.S. Army, Tija'i was born in Landstuhl, Germany and has also lived in Waikiki, Hawaii in addition to Colorado and Georgia ... Enjoys surfing and skateboarding ... Began playing football at age six ... Majoring in business administration.

**87****BEN WILHELM****TE • 6-6 • 230 • Fr.****Thomasville, Ga./Thomas County Central**

**High School:** Multi-sport athlete ... Four-year letterwinner in football, playing tight end, defensive end and outside tackle ... Served as team captain for final two seasons ... Helped Thomas County win a regional championship in 2016 ... Named first-team all-region (TE) in 2018 for Region 1 AAAAA ... Earned second-team all-region in 2017 as an outside tackle ... Finalist for the U.S. Army-Pro Football Hall of Fame Award for Excellence ... Selected to participate in the GACA North-South All-Star Game ... Also played three years of baseball in right field and three years of basketball as a center ... Graduated high school as an honor grad, merit scholar, Georgia Scholar and STAR Student ... Earned the highest SAT score in his class.

**Personal:** Has two brothers – one older, one younger ... Father, Bill, played football at Valdosta State ... Majoring in mechanical engineering ... Aspires to work at NASA after graduation.

**76****KEVIN WOLF****OL • 6-6 • 291 • R-Fr.****Charlotte, N.C./Providence Day**

**2018 (True Freshman):** Redshirted.

**High School:** Earned all-state honors as a senior ... Two-time all-conference selection ... Three-year letterwinner ... Coached by Adam Hastings ... Was also a track and field standout, earning four letters as a shot-put and discus thrower ... Won conference championship in discus as a senior ... Helped lead track team to four-straight conference championships and



three state titles (2015-17) ... Honor roll student ... Member of National Honor Society and Tri-M Honor Society ... Graduated with high honors.

**Personal:** Has an older brother ... Father, Greg, played football at Cincinnati (1987-89) ... Grandfather, Robert Westerkamp, played tennis at Dayton (1953-57) ... Kevin was born in Atlanta before living in Cincinnati, Ohio and Charlotte ... Started playing football at age 10 when his father began coaching a local third-grade team ... Cites "amazing job opportunities in Atlanta" as a top reason for choosing to attend Georgia Tech ... Majoring in business administration.



# 13

## JORDAN YATES

**QB • 6-0 • 200 • Fr.**  
**Alpharetta, Ga./Milton**

**High School:** Rated as a three-star prospect by ESPN, *247Sports* and *Rivals* ... Tabbed as the No. 19-ranked dual-threat quarterback in the nation by *Rivals* ... Named Georgia 7A Offensive Player of the Year as a senior after leading Milton to the first state championship in the school's 69-year history with a 14-13 win over nationally ranked Colquitt County in the 7A state title game ... Also named 2018 Region 5-7A Player of the Year ... Three-year starter at quarterback and two-year team captain ... Amassed 6,452 yards of total offense (4,601 passing, 1,851 rushing) and accounted for 65 touchdowns (43 passing, 22 rushing) over his final two prep seasons ... Milton's all-time leader in career passing yards, career touchdown passes, single-season passing yards and single-season touchdown passes ... Named first-team all-region and honorable-mention all-state as a junior in 2017 ... Winningest quarterback in Milton history ... Coached by Adam Clack ... Versatile athlete earned 10 varsity letters — four in football, four in basketball and two in track ... Was also a two-year captain and all-region performer in basketball ... Winner of the Mason Tompkins Legacy Award for Leadership.

**Personal:** Uncle, T.J. Yates, was a four-year starter at quarterback at North Carolina from 2007-10, where he remains the Tar Heels' all-time leader with 9,377 career passing yards, and went on to play seven seasons in the NFL with the Houston Texans (2011-13, 2015, 2017), Atlanta Falcons (2014) and Miami Dolphins (2016) ... Jordan is majoring in business administration.



# 32

## SYLVAIN YONDJOEN

**DL • 6-4 • 255 • Fr.**  
**Ruisbroek, Belgium/Don Bosco**

**Prior to Georgia Tech:** Rated as a three-star prospect by ESPN, *247Sports* and *Rivals* ... Has four years of football experience ... Helped lead his team to Belgian junior championships in 2015 and 2016 ... was selected to play for the Belgian national team and was named MVP in an international game versus Spain in 2016.

**Personal:** 21 years old ... Is one of four siblings ... Spent much of his youth playing soccer in his native Belgium but was taken to an American football practice by a friend when he was 16 and "just loved it" ... Enrolled at Georgia Tech in January and participated in the Yellow Jackets' offseason football program, including spring practice ... Majoring in industrial engineering.



# 24

## KENDALL YOUNG

**DL • 6-5 • 221 • Fr.**  
**Bentonville, Ark./Bentonville West**

**High School:** Rated as a three-star prospect by *247Sports* and ESPN ... All-state honoree ... Racked up 185 tackles and 22 sacks over his final two seasons at Bentonville West H.S., including 100 tackles and nine sacks in just eight games as a senior ... Helped lead team to a 7-5 overall record, including a 6-1 mark in conference play, and a berth in the Arkansas 7A state semifinals in 2018 ... Coached by Bryan Pratt.

**Personal:** Majoring in business administration.

# GET READY TO RAMBLE.



## WE DO THIS

ACCN is the home for 40 football games, 150 men's and women's basketball games and 250 Olympic sports events. Get closer to 15 championship-winning programs with inside access, studio programming and ESPN Films documentaries. Watch your Yellow Jackets swarm all year long, and catch all of the conference action on the new home of the ACC.

**Check [GetACCN.com](http://GetACCN.com) for current providers.**

**ACCN**  
ESPN

## 2018 IN REVIEW





## TEAM STATISTICS

	GT	OPP
<b>SCORING</b>	<b>437</b>	<b>381</b>
Points Per Game	33.6	29.3
Points Off Turnovers	124	59
<b>FIRST DOWNS</b>	<b>276</b>	<b>262</b>
Rushing	219	125
Passing	39	125
Penalty	18	12
<b>RUSHING YARDAGE</b>	<b>4225</b>	<b>2058</b>
Yards gained rushing	4484	2279
Yards lost rushing	259	221
Rushing Attempts	745	442
Average Per Rush	5.7	4.7
Average Per Game	325.0	158.3
TDs Rushing	46	22
<b>PASSING YARDAGE</b>	<b>1089</b>	<b>2747</b>
Comp-Att-Int	56-126-4	235-363-12
Average Per Pass	8.6	7.6
Average Per Catch	19.4	11.7
Average Per Game	83.8	211.3
TDs Passing	7	24
<b>TOTAL OFFENSE</b>	<b>5314</b>	<b>4805</b>
Total Plays	871	805
Average Per Play	6.1	6.0
Average Per Game	408.8	369.6
<b>KICK RETURNS: #-Yards</b>	<b>28-689</b>	<b>48-1261</b>
<b>PUNT RETURNS: #-Yards</b>	<b>13-91</b>	<b>10-60</b>
<b>INT RETURNS: #-Yards</b>	<b>12-231</b>	<b>4-47</b>
<b>KICK RETURN AVERAGE</b>	<b>24.6</b>	<b>26.3</b>
<b>PUNT RETURN AVERAGE</b>	<b>7.0</b>	<b>6.0</b>
<b>INT RETURN AVERAGE</b>	<b>19.2</b>	<b>11.8</b>
<b>FUMBLES-LOST</b>	<b>33-13</b>	<b>21-13</b>
<b>PENALTIES-Yards</b>	<b>50-477</b>	<b>56-459</b>
Average Per Game	36.7	35.3
<b>PUNTS-Yards</b>	<b>35-1447</b>	<b>43-1716</b>
Average Per Punt	41.3	39.9
Net punt average	38.5	36.9
<b>KICKOFFS-Yards</b>	<b>78-4643</b>	<b>72-4291</b>
Average Per Kick	59.5	59.6
Net kick average	36.9	37.9
<b>T-O-P/Game</b>	<b>33:28</b>	<b>26:32</b>
<b>3RD-DOWN Conversions</b>	<b>72/164</b>	<b>74/146</b>
3rd-Down Pct	44%	51%
<b>4TH-DOWN Conversions</b>	<b>18/34</b>	<b>9/15</b>
4th-Down Pct	53%	60%
<b>SACKS BY-Yards</b>	<b>17-110</b>	<b>16-90</b>
<b>MISC YARDS</b>	<b>0</b>	<b>0</b>
<b>TOUCHDOWNS SCORED</b>	<b>58</b>	<b>50</b>
<b>FIELD GOALS-ATTEMPTS</b>	<b>10-13</b>	<b>10-13</b>
<b>ON-SIDE KICKS</b>	<b>0-1</b>	<b>0-0</b>
<b>RED-ZONE SCORES</b>	<b>(46-58)</b>	<b>(40-47)</b>
%	79%	85%
<b>RED-ZONE TDs</b>	<b>(40-58)</b>	<b>(31-47)</b>
%	69%	66%
<b>PAT-ATTEMPTS</b>	<b>(53-55)</b>	<b>(49-49)</b>
%	96%	100%
<b>ATTENDANCE</b>	<b>258523</b>	<b>319284</b>
Games/Avg Per Game	6/43087	6/53214
Neutral Site Games		1/27228

## FINAL RESULTS

DATE	OPPONENT	SCORE	OVERALL	ACC	TIME	ATT.
Sept. 1	Alcorn State	W 41-0	1-0	0-0	2:54	39,719
Sept. 8	at USF	L 49-38	1-1	0-0	3:24	34,182
Sept. 15	at Pitt*	L 24-19	1-2	0-1	3:03	34,284
Sept. 22	No. 3 Clemson*	L 49-21	1-3	0-2	3:11	50,595
Sept. 29	Bowling Green	W 63-17	2-3	0-2	3:03	40,740
Oct. 5	at Louisville*	W 66-31	3-3	1-2	3:14	51,658
Oct. 13	Duke*	L 28-14	3-4	1-3	3:09	41,709
Oct. 25	at Virginia Tech*	W 49-28	4-4	2-3	3:06	65,632
Nov. 3	at North Carolina*	W 38-28	5-4	3-3	3:10	40,782
Nov. 10	Miami (Fla.)*	W 27-21	6-4	4-3	3:05	48,217
Nov. 17	Virginia*	W(ot) 30-27	7-4	5-3	3:06	37,543
Nov. 24	at No. 5 Georgia	L 45-21	7-5	5-3	3:11	92,746
Dec. 26	vs. Minnesota#	L 34-10	7-6	5-3	2:59	27,228

\*ACC game # Quick Lane Bowl

SCORE BY QUARTERS	1ST	2ND	3RD	4TH	OT	TOTAL
Georgia Tech	114	88	121	111	3	437
Opponents	111	110	76	84	0	381

## INDIVIDUAL STATISTICS

RUSHING	G	ATT	GAIN	LOSS	NET	AVG	TD	LONG	AVG/G
TaQuon Marshall	12	216	1125	154	971	4.5	11	45	80.9
Tobias Oliver	12	152	929	53	876	5.8	12	65	73.0
Jordan Mason	13	108	660	1	659	6.1	7	46	50.7
Jerry Howard	13	107	574	10	564	5.3	5	52	43.4
Nathan Cottrell	13	46	364	2	362	7.9	4	34	27.8
Qua Searcy	13	35	369	20	349	10.0	3	56	26.8
Clinton Lynch	13	41	215	9	206	5.0	2	25	15.8
KirVonte Benson	2	15	119	3	116	7.7	2	17	58.0
Omahri Jarrett	6	4	47	0	47	11.8	0	29	7.8
James Graham	3	5	30	3	27	5.4	0	13	9.0
Christian Malloy	1	4	27	0	27	6.8	0	10	27.0
Joseph Macrina	4	5	17	0	17	3.4	0	4	4.2
Melvin Davis	2	1	3	0	3	3.0	0	3	1.5
Jalen Camp	12	1	3	0	3	3.0	0	3	0.2
Xavier Garitt	4	2	2	0	2	1.0	0	1	0.5
Josh Bianco	1	1	0	1	-1	-1.0	0	0	-1.0
Team	3	1	0	1	-1	-1.0	0	0	-0.3
Antwan Owens	13	1	0	2	-2	-2.0	0	0	-0.2
<b>Total</b>	<b>13</b>	<b>745</b>	<b>4484</b>	<b>259</b>	<b>4225</b>	<b>5.7</b>	<b>46</b>	<b>65</b>	<b>325.0</b>
<b>Opponents</b>	<b>13</b>	<b>442</b>	<b>2279</b>	<b>221</b>	<b>2058</b>	<b>4.7</b>	<b>22</b>	<b>57</b>	<b>158.3</b>

PASSING	G	EFFC	CMP-ATT-INT	PCT	YDS	TD	LNG	AVG/G
TaQuon Marshall	12	121.19	48-109-4	44.0	900	5	81	75.0
Tobias Oliver	12	172.67	7-16-0	43.8	167	2	86	13.9
James Graham	3	284.80	1-1-0	100.0	22	0	22	7.3
<b>Total</b>	<b>13</b>	<b>129.03</b>	<b>56-126-4</b>	<b>44.4</b>	<b>1089</b>	<b>7</b>	<b>86</b>	<b>83.8</b>
<b>Opponents</b>	<b>13</b>	<b>143.51</b>	<b>235-363-12</b>	<b>64.7</b>	<b>2747</b>	<b>24</b>	<b>60</b>	<b>211.3</b>

RECEIVING	G	NO.	YDS	AVG	TD	LONG	AVG/G
Brad Stewart	13	15	268	17.9	3	37	20.6
Jalen Camp	12	11	186	16.9	0	37	15.5
Qua Searcy	13	9	247	27.4	1	86	19.0
Clinton Lynch	13	7	209	29.9	2	81	16.1
Jerry Howard	13	4	50	12.5	0	18	3.8
Malachi Carter	13	3	56	18.7	1	32	4.3
Nathan Cottrell	13	3	12	4.0	0	9	0.9
Stephen Dolphus	8	1	39	39.0	0	39	4.9
TaQuon Marshall	12	1	22	22.0	0	22	1.8
Jordan Mason	13	1	2	2.0	0	2	0.2
KirVonte Benson	2	1	-2	-2.0	0	0	-1.0
<b>Total</b>	<b>13</b>	<b>56</b>	<b>1089</b>	<b>19.4</b>	<b>7</b>	<b>86</b>	<b>83.8</b>
<b>Opponents</b>	<b>13</b>	<b>235</b>	<b>2747</b>	<b>11.7</b>	<b>24</b>	<b>60</b>	<b>211.3</b>

PUNT RETURNS	NO.	YDS	AVG	TD	LONG
Brad Stewart	7	47	6.7	0	15
Juaneyeh Thomas	5	43	8.6	0	25
Nathan Cottrell	1	1	1.0	0	1
<b>Total</b>	<b>13</b>	<b>91</b>	<b>7.0</b>	<b>0</b>	<b>25</b>
<b>Opponents</b>	<b>10</b>	<b>60</b>	<b>6.0</b>	<b>0</b>	<b>27</b>

INTERCEPTIONS	NO.	YDS	AVG	TD	LONG
Malik Rivera	2	84	42.0	0	42
Anree Saint-Amour	2	19	9.5	1	16
Tariq Carpenter	2	6	3.0	0	6
Kaleb Oliver	1	25	25.0	0	25
Tre Swilling	1	0	0.0	0	0
Desmond Branch	1	2	2.0	0	2
David Curry	1	0	0.0	0	0
Juaneyh Thomas	1	95	95.0	1	95
Lamont Simmons	1	0	0.0	0	0
<b>Total</b>	<b>12</b>	<b>231</b>	<b>19.2</b>	<b>2</b>	<b>95</b>
<b>Opponents</b>	<b>4</b>	<b>47</b>	<b>11.8</b>	<b>0</b>	<b>22</b>

KICK RETURNS	NO.	YDS	AVG	TD	LONG
Juaneyh Thomas	24	606	25.2	2	100
B. Jordan-Swilling	2	42	21.0	0	23
Avery Showell	1	14	14.0	0	14
Jaylin Askew	1	27	27.0	0	27
<b>Total</b>	<b>28</b>	<b>689</b>	<b>24.6</b>	<b>2</b>	<b>100</b>
<b>Opponents</b>	<b>48</b>	<b>1261</b>	<b>26.3</b>	<b>2</b>	<b>98</b>

FUMBLE RETURNS	NO.	YDS	AVG	TD	LONG
Charlie Thomas	1	7	7.0	0	7
David Curry	1	15	15.0	1	15
Ajani Kerr	1	3	3.0	0	3
Antwan Owens	1	21	21.0	0	21
B. Jordan-Swilling	1	6	6.0	0	6
<b>Total</b>	<b>5</b>	<b>52</b>	<b>10.4</b>	<b>1</b>	<b>21</b>
<b>Opponents</b>	<b>3</b>	<b>24</b>	<b>8.0</b>	<b>2</b>	<b>20</b>

## PATS

SCORING	TD	FGS	KICK	RUSH	RCV	PASS	DXP	SAF	PTS
Tobias Oliver	12	0-0	0-0	0-0	0	0-0	0	0	72
TaQuon Marshall	11	0-0	0-0	1-1	0	0-1	0	0	68
Wesley Wells	0	9-9	39-39	0-0	0	0-0	0	0	66
Jordan Mason	7	0-0	0-0	0-0	0	0-0	0	0	42
Jerry Howard	5	0-0	0-0	0-0	0	0-0	0	0	30
Clinton Lynch	4	0-0	0-0	1-1	0	0-0	0	0	26
Nathan Cottrell	4	0-0	0-0	0-0	0	0-0	0	0	24
Qua Searcy	4	0-0	0-0	0-0	0	0-0	0	0	24
Brad Stewart	3	0-0	0-0	0-0	0	0-0	0	0	18
Juaneyh Thomas	3	0-0	0-0	0-0	0	0-0	0	0	18
Brenton King	0	1-4	10-11	0-0	0	0-0	0	0	13
KirVonte Benson	2	0-0	0-0	0-0	0	0-0	0	0	12
Anree Saint-Amour	1	0-0	0-0	0-0	0	0-0	0	0	6
Malachi Carter	1	0-0	0-0	0-0	0	0-0	0	0	6
David Curry	1	0-0	0-0	0-0	0	0-0	0	0	6
Shawn Davis	0	0-0	4-5	0-0	0	0-0	0	0	4
Brant Mitchell	0	0-0	0-0	2-2	0	0-0	0	1	2
<b>Total</b>	<b>58</b>	<b>10-13</b>	<b>53-55</b>	<b>2-2</b>	<b>0</b>	<b>0-1</b>	<b>0</b>	<b>1</b>	<b>437</b>
<b>Opponents</b>	<b>50</b>	<b>10-13</b>	<b>49-49</b>	<b>0-0</b>	<b>1</b>	<b>1-1</b>	<b>0</b>	<b>0</b>	<b>381</b>

FIELD GOALS	M-A	PCT	01-19	20-29	30-39	40-49	50+	LG	BLK
Brenton King	1-4	25.0	0-0	0-0	1-1	0-1	0-2	35	0
Wesley Wells	9-9	100.0	0-0	4-4	1-1	4-4	0-0	48	0

FG SEQUENCE	GEORGIA TECH	OPPONENTS
Alcorn St.	50	-
USF	(35)	-
Pitt	52	(33)
Clemson	43	-
Bowling Green	-	(29)
Louisville	(41)	(46)
Duke	-	-
Virginia Tech	-	-
North Carolina	(22)	(23),(25)
Miami (Fla.)	(38),(24)	-
Virginia	(28),(28),(48),(40)	(30),(32),35
Georgia	-	(25),48
Minnesota	(44)	(31),(27),54

Numbers in parentheses indicate field goal was made.

TOTAL OFFENSE	G	PLAYS	RUSH	PASS	TOTAL	AVG/G
TaQuon Marshall	12	325	971	900	1871	155.9
Tobias Oliver	12	168	876	167	1043	86.9
Jordan Mason	13	108	659	0	659	50.7
Jerry Howard	13	107	564	0	564	43.4
Nathan Cottrell	13	46	362	0	362	27.8
Qua Searcy	13	35	349	0	349	26.8
Clinton Lynch	13	41	206	0	206	15.8
KirVonte Benson	2	15	116	0	116	58.0
James Graham	3	6	27	22	49	16.3
Omahri Jarrett	6	4	47	0	47	7.8
Christian Malloy	1	4	27	0	27	27.0
Joseph Macrina	4	5	17	0	17	4.2
Melvin Davis	2	1	3	0	3	1.5
Jalen Camp	12	1	3	0	3	0.2
Xavier Gantt	4	2	2	0	2	0.5
Team	3	1	-1	0	-1	-0.3
Josh Blancato	1	1	-1	0	-1	-1.0
Antwan Owens	13	1	-2	0	-2	-0.2
<b>Total</b>	<b>13</b>	<b>871</b>	<b>4225</b>	<b>1089</b>	<b>5314</b>	<b>408.8</b>
<b>Opponents</b>	<b>13</b>	<b>805</b>	<b>2058</b>	<b>2747</b>	<b>4805</b>	<b>369.6</b>

PUNTING	NO.	YDS	AVG	LONG	TB	FC	I20	50+	BLKD
Pressley Harvin III	35	1447	41.3	62	2	7	14	10	0
<b>Total</b>	<b>35</b>	<b>1447</b>	<b>41.3</b>	<b>62</b>	<b>2</b>	<b>7</b>	<b>14</b>	<b>10</b>	<b>0</b>
<b>Opponents</b>	<b>43</b>	<b>1716</b>	<b>39.9</b>	<b>57</b>	<b>2</b>	<b>15</b>	<b>17</b>	<b>5</b>	<b>0</b>

KICKOFFS	NO.	YDS	AVG	TB	OB	RETN	NET	YDLN
Shawn Davis	73	4354	59.6	19	1			
Wesley Wells	5	289	57.8	1	0			
<b>Total</b>	<b>78</b>	<b>4643</b>	<b>59.5</b>	<b>20</b>	<b>1</b>	<b>26.3</b>	<b>36.9</b>	<b>28</b>
<b>Opponents</b>	<b>72</b>	<b>4291</b>	<b>59.6</b>	<b>35</b>	<b>2</b>	<b>24.6</b>	<b>37.9</b>	<b>27</b>

ALL PURPOSE	G	RUSH	REC	PR	KOR	IR	TOT	AVG/G
TaQuon Marshall	12	971	22	0	0	0	993	82.8
Tobias Oliver	12	876	0	0	0	0	876	73.0
Juaneyh Thomas	13	0	0	43	606	95	744	57.2
Jordan Mason	13	659	2	0	0	0	661	50.8
Jerry Howard	13	564	50	0	0	0	614	47.2
Qua Searcy	13	349	247	0	0	0	596	45.8
Clinton Lynch	13	206	209	0	0	0	415	31.9
Nathan Cottrell	13	362	12	1	0	0	375	28.8
Brad Stewart	13	0	268	47	0	0	315	24.2
Jalen Camp	12	3	186	0	0	0	189	15.8
KirVonte Benson	2	116	-2	0	0	0	114	57.0
Malik Rivera	13	0	0	0	0	84	84	6.5
Malachi Carter	13	0	56	0	0	0	56	4.3
Omahri Jarrett	6	47	0	0	0	0	47	7.8
B. Jordan-Swilling	11	0	0	0	42	0	42	3.8
Stephen Dolphus	8	0	39	0	0	0	39	4.9
Christian Malloy	1	27	0	0	0	0	27	27.0
Jaylin Askew	11	0	0	0	27	0	27	2.5
James Graham	3	27	0	0	0	0	27	9.0
Kaleb Oliver	13	0	0	0	0	25	25	1.9
Anree Saint-Amour	13	0	0	0	0	19	19	1.5
Joseph Macrina	4	17	0	0	0	0	17	4.2
Avery Showell	6	0	0	0	14	0	14	2.3
Tariq Carpenter	13	0	0	0	0	6	6	0.5
Melvin Davis	2	3	0	0	0	0	3	1.5
Xavier Gantt	4	2	0	0	0	0	2	0.5
Desmond Branch	13	0	0	0	0	2	2	0.2
Josh Blancato	1	-1	0	0	0	0	-1	-1.0
Team	3	-1	0	0	0	0	-1	-0.3
Antwan Owens	13	-2	0	0	0	0	-2	-0.2
<b>Total</b>	<b>13</b>	<b>4225</b>	<b>1089</b>	<b>91</b>	<b>689</b>	<b>231</b>	<b>6325</b>	<b>486.5</b>
<b>Opponents</b>	<b>13</b>	<b>2058</b>	<b>2747</b>	<b>60</b>	<b>1261</b>	<b>47</b>	<b>6173</b>	<b>474.8</b>



## DEFENSIVE STATISTICS

DEFENSIVE LEADERS	G	TACKLES			TFL/YDS	SACKS	PASS DEF		QBH	FUMBLES		BLKD	
		SOLO	AST	TOTAL		NO-YDS	INT-YDS	BRUP		RCV-YDS	FF	KICK	SAF
Malik Rivera	13-13	40	28	68	0.5-2	.	2-84	1	1	.	.	.	.
Jalen Johnson	13-13	39	27	66	7.5-30	2.0-18	.	.	.	1-0	.	.	.
Brant Mitchell	13-13	35	29	64	5.5-16	3.0-10	.	1	1	.	.	.	1
Tariq Carpenter	13-13	35	20	55	1.5-2	.	2-6	5	.	.	1	.	.
Charlie Thomas	10-6	29	19	48	3.0-20	1.0-9	.	1	5	3-7	1	.	.
David Curry	13-12	28	19	47	0.5-3	0.5-3	1-0	.	1	1-15	.	.	.
Anree Saint-Amour	13-13	29	18	47	12.0-46	4.0-31	2-19	1	9	.	3	.	.
Ajani Kerr	13-3	31	8	39	.	.	.	2	.	1-3	.	.	.
Desmond Branch	13-13	16	20	36	4.0-11	0.5-3	1-2	1	3	.	.	.	.
Lamont Simmons	10-7	22	7	29	1.0-2	.	1-0	1	.	.	.	.	.
Kyle Cerge-Henderson	13-10	9	18	27	4.0-12	2.0-10	.	.	1	1-0	.	.	.
Jaylin Askew	11-5	17	9	26	1.0-5	.	.	1	.	.	.	.	.
Victor Alexander	12-7	17	8	25	2.0-15	1.0-14	.	.	1	1-0	1	.	.
Tre Swilling	12-11	18	6	24	1.5-10	1.0-7	1-0	6	1	.	1	.	.
Brandon Adams	13-3	12	12	24	5.0-28	.	.	.	.	1-0	2	.	.
Antwan Owens	13-0	13	8	21	.	.	.	.	2	1-21	.	.	.
Kaleb Oliver	13-0	9	12	21	2.5-6	.	1-25	2	.	.	1	.	.
B. Jordan-Swilling	11-1	13	7	20	.	.	.	.	1	1-6	.	.	.
Christian Campbell	13-0	11	8	19	2.5-6	2.0-5	.	1	1	.	.	.	.
Quez Jackson	13-0	9	6	15	.	.	.	.	.	.	.	.	.
Juanyeh Thomas	13-0	11	4	15	.	.	1-95	1	.	1-0	.	.	.
Jaquan Henderson	8-0	8	4	12	.	.	.	.	.	.	.	.	.
Jordan Domineck	3-0	4	1	5	.	.	.	.	.	.	.	.	.
T.K. Chimedza	4-0	1	3	4	.	.	.	.	.	.	.	.	.
Chris Martin	6-0	2	2	4	.	.	.	.	.	.	.	.	.
Zamari Walton	4-0	3	1	4	.	.	.	3	.	.	.	.	.
Brentavious Glanton	7-0	1	3	4	.	.	.	.	.	.	.	.	.
Avery Showell	6-0	3	.	3	.	.	.	.	.	.	.	.	.
Tre Jackson	10-0	2	1	3	.	.	.	.	.	1-0	.	.	.
Jaylon King	3-0	2	.	2	.	.	.	.	.	.	.	.	.
Omahri Jarrett	6-0	1	1	2	.	.	.	.	.	.	.	.	.
Quan Griffin	2-0	2	.	2	.	.	.	.	.	.	.	.	.
Shawn Davis	13-0	2	.	2	.	.	.	.	.	.	.	.	.
Jarett Cole	6-0	1	1	2	.	.	.	.	.	.	.	.	.
Jahaziel Lee	12-6	1	.	1	.	.	.	.	.	.	.	.	.
Kelton Dawson	2-0	.	1	1	.	.	.	.	.	.	.	.	.
Zach Roberts	11-0	.	1	1	.	.	.	.	.	.	.	.	.
Bailey Ivenmeyer	7-1	1	.	1	.	.	.	.	.	.	.	.	.
Justice Dingle	4-0	1	.	1	.	.	.	.	.	.	.	.	.
Devin Smith	2-0	1	.	1	.	.	.	.	.	.	.	.	.
Qua Searcy	13-13	1	.	1	.	.	.	.	.	.	.	.	.
<b>Total</b>	<b>13-0</b>	<b>480</b>	<b>312</b>	<b>792</b>	<b>54-214</b>	<b>17-110</b>	<b>12-231</b>	<b>27</b>	<b>27</b>	<b>13-52</b>	<b>10</b>	<b>.</b>	<b>1</b>
<b>Opponents</b>	<b>13-0</b>	<b>554</b>	<b>396</b>	<b>950</b>	<b>66.0-210</b>	<b>16-90</b>	<b>4-47</b>	<b>12</b>	<b>10</b>	<b>13-24</b>	<b>18</b>	<b>.</b>	<b>.</b>

## GT/OPPONENT COMPARISON

OPPONENT	SCORE	FIRST DOWNS				RUSHING NUMBER-YARDS	PASSING		TOTAL OFFENSE PLAYS-YDS	RETURN TURN YDS OVERS	
		TOTAL	RUSH	PASS	PEN		COMP-ATT-INT	YARDS			
ALCORN ST.	41-0	25/9	20/5	4/3	1/1	54-439/28-77	9-18-1/15-23-1	104/69	72-543/51-146	81/35	3/3
USF	38-49	27/29	19/13	6/3	2/3	57-419/44-224	9-18-2/21-31-1	183/202	75-602/75-426	145/290	3/1
Pitt	19-24	22/16	16/6	4/8	2/2	56-320/31-138	6-15-1/16-23-1	66/197	71-386/54-335	64/20	2/1
CLEMSON	21-49	15/25	10/14	2/10	3/1	56-146/36-248	3-8-0/19-30-2	57/232	64-203/66-480	57/94	1/2
BOWLING GREEN	63-17	23/25	16/7	5/17	2/1	49-372/38-63	5-7-0/29-49-2	160/330	56-532/87-393	103/103	0/3
Louisville	66-31	28/23	27/7	1/14	0/2	65-542/23-113	1-2-0/27-44-1	12/370	67-554/67-483	141/191	0/3
DUKE	14-28	20/19	14/10	5/9	1/0	61-229/33-98	7-17-0/17-27-1	125/206	78-354/60-304	54/77	3/3
Virginia Tech	49-28	35/16	31/7	0/8	4/1	78-465/25-122	0-1-0/15-22-0	0/201	79-465/47-323	0/140	0/1
North Carolina	38-28	27/19	24/9	2/10	1/0	74-461/36-166	2-2-0/18-31-3	104/208	76-565/67-374	58/138	3/3
MIAMI (FLA.)	27-21	15/13	12/7	3/6	0/0	53-230/30-134	3-4-0/14-23-0	73/165	57-303/65-299	68/138	1/3
VIRGINIA	30-27	13/24	11/10	1/14	1/0	52-268/33-130	1-8-0/22-28-0	37/273	60-305/61-403	77/123	0/1
Georgia	21-45	12/25	8/7	4/8	0/0	46-128/42-285	5-14-0/15-19-0	91/162	60-219/61-447	100/43	0/1
Minnesota	10-34	14/19	11/13	2/5	1/1	44-206/43-260	5-12-0/7-13-0	77/132	56-283/56-392	115/0	1/0
<b>Totals</b>	<b>437-381</b>	<b>276/262</b>	<b>219/125</b>	<b>39/125</b>	<b>18/12</b>	<b>745-4225/442-2058</b>	<b>56-126-4/235-363-12</b>	<b>1089/2747</b>	<b>871-5314/805-4805</b>	<b>1063/1392</b>	<b>17/25</b>

Note: Game totals are displayed in the format TEAM/OPPONENT for each category

OPPONENT	3RD DOWNS	4TH DOWNS	TIME OF POSSESSION	TOP MARGIN	AVG YDS/RUSH	AVG YDS/PASS	AVG YDS/PLAY	PUNTING NO.-AVG	PENALTIES NO.-YDS
ALCORN ST.	8-12/2-11	0-10/0-0	31:50/28:10	3:40	8.1/2.8	5.8/3.0	7.5/2.9	1-48.0/9-41.3	3-30/3-20
USF	3-12/6-11	2-3/1-2	35:32/24:28	11:04	7.4/5.1	10.2/6.5	8.0/5.7	2-36.0/3-38.7	8-80/5-36
Pitt	4-13/5-12	1-3/0-0	31:49/28:11	3:38	5.7/4.5	4.4/8.6	5.4/6.2	4-41.2/6-39.0	5-35/4-38
CLEMSON	4-15/5-9	2-3/0-0	36:05/23:55	12:10	2.6/6.9	7.1/7.7	3.2/7.3	6-48.5/3-40.7	4-30/6-68
BOWLING GREEN	4-7/11-19	1-1/2-3	26:40/33:20	-6:40	7.6/1.7	22.9/6.7	9.5/4.5	1-53.0/3-31.0	3-54/5-26
Louisville	6-7/7-12	0-0/2-3	33:31/26:29	7:02	8.3/4.9	6.0/8.4	8.3/7.2	0-0/0/2-41.5	4-50/4-35
DUKE	8-17/5-10	1-4/0-2	36:20/23:40	12:40	3.8/3.0	7.4/7.6	4.5/5.1	4-46.2/3-50.0	3-18/3-15
Virginia Tech	5-9/2-8	1-1/1-2	42:18/17:42	24:36	6.0/4.9	0.0/9.1	5.9/6.9	2-42.5/4-41.5	6-50/8-87
North Carolina	4-11/8-14	2-4/0-0	36:12/23:48	12:24	6.2/4.6	52.0/6.7	7.4/5.6	1-45.0/3-40.0	3-20/1-10
MIAMI (FLA.)	9-16/9-15	1-1/1-1	34:45/25:15	9:30	4.3/4.5	18.2/7.2	5.3/5.6	3-47.3/4-31.2	3-35/7-49
VIRGINIA	10-18/5-9	0-1/0-0	31:14/28:46	2:28	5.2/3.9	4.6/9.8	5.1/6.6	3-46.7/2-45.0	3-25/4-35
Georgia	3-13/2-6	3-6/2-2	29:27/30:33	-1:06	2.8/6.8	6.5/8.5	3.7/7.3	4-36.5/1-45.0	2-20/2-10
Minnesota	4-14/7-10	4-6/0-0	29:17/30:43	-1:26	4.7/6.0	6.4/10.2	5.1/7.0	4-18.8/0-0.0	3-30/4-30
<b>Totals</b>	<b>72-164/74-146</b>	<b>18-34/9-15</b>	<b>435:00/345:00</b>	<b>90:00</b>	<b>5.7/4.7</b>	<b>8.6/7.6</b>	<b>6.1/6.0</b>	<b>35-41.3/43-39.9</b>	<b>477/459</b>

Note: Game totals are displayed in the format TEAM/OPPONENT for each category

## GEORGIA TECH IN THE REDZONE (46 OF 58 (79.3%) -- TD PCT: 40 OF 58 (71.4%))

	TIMES IN RZ	TIMES SCORED	TOT PTS	TDS	RUSH		PASS	FGS MADE	FAILED TO SCORE			FUMB	HALF	GAME
					TDS	TDS	TDS		FGA	DOWNS	INT			
ALCORN STATE	5	3	20	3	0	0	0	0	0	1	0	0	0	0
at USF	6	4	24	3	3	0	1	0	0	0	0	1	1	0
at Pitt	3	3	19	3	3	0	0	0	0	0	0	0	0	0
CLEMSON	4	3	21	3	2	1	0	0	0	1	0	0	0	0
BOWLING GREEN	5	5	35	5	5	0	0	0	0	0	0	0	0	0
Louisville	8	8	52	7	7	0	1	0	0	0	0	0	0	0
DUKE	3	1	7	1	1	0	0	0	0	2	0	0	0	0
at Virginia Tech	7	7	49	7	7	0	0	0	0	0	0	0	0	0
at North Carolina	7	5	31	4	4	0	1	0	0	1	0	1	0	0
MIAMI (FLA.)	3	2	10	1	1	0	1	0	0	0	0	0	1	0
VIRGINIA	4	3	14	1	1	0	2	0	0	1	0	0	0	0
at Georgia	1	1	7	1	1	0	0	0	0	0	0	0	0	0
vs. Minnesota	2	1	7	1	1	0	0	0	0	0	0	1	0	0
<b>Totals</b>	<b>58</b>	<b>46</b>	<b>296</b>	<b>40</b>	<b>39</b>	<b>1</b>	<b>6</b>	<b>0</b>	<b>6</b>	<b>0</b>	<b>0</b>	<b>4</b>	<b>2</b>	<b>0</b>

## OPPONENTS IN THE RED ZONE (40 OF 47 (85.1%) -- TD PCT: 31 OF 40 (77.5%))

ALCORN STATE	0	0	0	0	0	0	0	0	0	0	0	0	0	0
at USF	6	5	35	5	3	2	0	0	0	1	0	0	0	0
at Pitt	3	3	17	2	2	0	1	0	0	0	0	0	0	0
CLEMSON	3	3	21	3	1	2	0	0	0	0	0	0	0	0
BOWLING GREEN	3	2	10	1	1	0	1	0	0	1	0	0	0	0
at Louisville	2	1	7	1	1	0	0	0	0	1	0	0	0	0
DUKE	5	3	21	3	1	2	0	0	0	0	0	2	0	0
at Virginia Tech	2	2	14	2	2	0	0	0	0	0	0	0	0	0
at North Carolina	4	4	21	2	1	1	2	0	0	0	0	0	0	0
MIAMI (FLA.)	2	2	14	2	2	0	0	0	0	0	0	0	0	0
VIRGINIA	5	4	20	2	1	1	2	1	0	0	0	0	0	0
at Georgia	7	6	38	5	2	3	1	1	0	0	0	0	0	0
vs. Minnesota	5	5	27	3	2	1	2	0	0	0	0	0	0	0
<b>Totals</b>	<b>47</b>	<b>40</b>	<b>245</b>	<b>31</b>	<b>19</b>	<b>12</b>	<b>9</b>	<b>2</b>	<b>1</b>	<b>2</b>	<b>2</b>	<b>2</b>	<b>0</b>	<b>0</b>



## INDIVIDUAL GAME-BY-GAME PASSING

Marshall, T.	C-A-I	PCT	YARDS	TD	LONG	SACK	YDS	EFFIC
Alcorn St.	9-18-1	50.0	104	1	25	0	0	105.8
USF	9-18-2	50.0	183	1	81	2	10	131.5
Pitt	6-15-1	40.0	66	0	20	1	8	63.6
Clemson	1-6-0	16.7	29	0	29	3	19	57.3
Bowling Green	5-6-0	83.3	160	0	41	0	0	307.3
Louisville	1-2-0	50.0	12	0	12	0	0	100.4
Duke	5-11-0	45.5	91	1	32	1	9	144.9
Miami (Fla.)	3-4-0	75.0	73	1	31	0	0	310.8
Virginia	1-8-0	12.5	37	0	37	1	7	51.3
Georgia	4-12-0	33.3	69	1	28	2	11	109.1
Minnesota	4-9-0	44.4	76	0	51	1	5	115.4
<b>TOTALS</b>	<b>48-109-4</b>	<b>44.0</b>	<b>900</b>	<b>5</b>	<b>81</b>	<b>11</b>	<b>69</b>	<b>121.2</b>

Oliver, T.	C-A-I	PCT	YARDS	TD	LONG	SACK	YDS	EFFIC
Clemson	2-2-0	100.0	28	1	23	1	2	382.6
Bowling Green	0-1-0	0.0	0	0	0	0	0	0.0
Duke	2-6-0	33.3	34	0	25	2	13	80.9
Virginia Tech	0-1-0	0.0	0	0	0	1	5	0.0
North Carolina	2-2-0	100.0	104	1	86	0	0	701.8
Georgia	0-1-0	0.0	0	0	0	1	1	0.0
Minnesota	1-3-0	33.3	1	0	1	0	0	36.1
<b>TOTALS</b>	<b>7-16-0</b>	<b>43.8</b>	<b>167</b>	<b>2</b>	<b>86</b>	<b>5</b>	<b>21</b>	<b>172.7</b>

Graham, J.	C-A-I	PCT	YARDS	TD	LONG	SACK	YDS	EFFIC
Georgia	1-1-0	100.0	22	0	22	0	0	284.8
<b>TOTALS</b>	<b>1-1-0</b>	<b>100.0</b>	<b>22</b>	<b>0</b>	<b>22</b>	<b>0</b>	<b>0</b>	<b>284.8</b>

## INDIVIDUAL GAME-BY-GAME RUSHING

	No-Yds/TD	ASU	USF	UP	CU	BG	UL	DU	VT	NC	UM	UVA	UGA	MINN
Marshall, T. QB	216-971/11	9-77/1	13-113/1	28-103/2	25-47/1	13-42/2	23-175/2	16-41/0	DNP	8-61/0	24-91/2	15-107/0	20-39/0	22-75/0
Oliver, T. QB	152-876/12	12-72/0	18-97/3	DNP	9-34/0	7-115/2	8-103/2	10-24/0	40-215/3	28-120/2	1-1/0	9-27/0	1-(-1)/0	9-69/0
Mason, J. RB	108-659/7	11-85/1	13-95/0	10-94/0	4-30/0	7-61/2	13-78/1	12-39/0	12-82/3	12-40/0	5-24/0	3-9/0	1-3/0	5-19/0
Howard, J. RB	107-564/5	3-7/0	1-1/0	8-82/0	10-18/0	6-29/1	8-58/1	12-62/1	12-76/1	10-90/0	12-56/0	11-43/1	12-39/0	2-3/0
Cottrell, N. RB	46-362/4	1-25/0	4-20/0	-	2-1/1	5-46/1	3-27/0	2-12/0	3-21/0	9-90/1	6-51/0	6-31/0	2-2/0	3-36/1
Searcy, Q. RB	35-349/3	1-56/0	3-52/0	5-38/0	3-7/0	4-44/0	3-28/2	3-15/0	2-15/0	2-38/0	2-2/0	1-33/0	4-24/1	2-1/0
Lynch, C. RB	41-206/2	2-27/0	-	3-2/1	2-10/0	3-18/0	5-41/0	5-32/0	2-3/0	5-22/1	3-9/0	6-15/0	4-24/0	1-3/0
Benson, K. RB	15-116/2	10-75/2	5-41/0	DNP	DNP	DNP	DNP	DNP	DNP	DNP	DNP	DNP	DNP	DNP
Janrett, Q. RB	4-47/0	1-5/0	DNP	1-3/0	-	1-10/0	1-29/0	DNP	DNP	-	DNP	DNP	DNP	DNP
Graham, J. QB	5-27/0	DNP	DNP	DNP	DNP	DNP	DNP	1-4/0	2-25/0	DNP	DNP	DNP	2-(-2)/0	DNP
Malloy, C. RB	4-27/0	DNP	DNP	DNP	DNP	DNP	DNP	DNP	4-27/0	DNP	DNP	DNP	DNP	DNP
Macrina, J.	5-17/0	2-8/0	DNP	DNP	DNP	2-6/0	1-3/0	DNP	-	DNP	DNP	DNP	DNP	DNP
Camp, J. WR	1-3/0	-	-	-	-	-	-	DNP	-	-	-	1-3/0	-	-
Davis, M. RB	1-3/0	1-3/0	DNP	DNP	DNP	-	DNP	DNP	DNP	DNP	DNP	DNP	DNP	DNP
Gantt, X. RB	2-2/0	-	-	DNP	DNP	1-1/0	DNP	DNP	1-1/0	DNP	DNP	DNP	DNP	DNP
Blancato, J. RB	1-(-1)/0	1-(-1)/0	DNP	DNP	DNP	DNP	DNP	DNP	DNP	DNP	DNP	DNP	DNP	DNP
Team	1-(-1)/0	DNP	DNP	DNP	1-(-1)/0	-	DNP	DNP	-	DNP	DNP	DNP	DNP	DNP
Owens, A.	1-(-2)/0	-	-	1-(-2)/0	-	-	-	-	-	-	-	-	-	-

## INDIVIDUAL GAME-BY-GAME RECEIVING

	No-Yds/TD	ASU	USF	UP	CU	BG	UL	DU	VT	NC	UM	UVA	UGA	MINN
Stewart, B. WR	15-268/3	4-49/1	1-6/0	3-33/0	-	-	1-12/0	2-46/0	-	-	1-31/1	1-37/0	2-54/1	-
Searcy, Q. RB	9-247/1	2-36/0	2-39/0	-	-	1-10/0	-	1-25/0	-	1-86/1	-	-	1-0/0	1-51/0
Lynch, C. RB	7-209/2	-	3-111/1	-	3-57/1	1-41/0	-	-	-	-	-	-	-	-
Camp, J. WR	11-186/0	2-21/0	1-8/0	1-20/0	-	2-70/0	-	DNP	-	-	2-42/0	-	-	3-25/0
Carler, M. WR	3-56/1	-	1-13/0	1-11/0	-	-	-	1-32/1	-	-	-	-	-	-
Howard, J. RB	4-50/0	-	-	-	-	-	-	1-16/0	-	1-18/0	-	-	1-15/0	1-1/0
Dolphus, S. WR	1-39/0	-	-	DNP	-	1-39/0	-	-	-	-	DNP	DNP	DNP	DNP
Marshall, T. QB	1-22/0	-	-	-	-	-	-	DNP	-	-	-	-	1-22/0	-
Cottrell, N. RB	3-12/0	-	1-6/0	-	-	-	-	2-6/0	-	-	-	-	-	-
Mason, J. RB	1-2/0	-	-	1-2/0	-	-	-	-	-	-	-	-	-	-
Benson, K. RB	1-(-2)/0	1-(-2)/0	-	DNP	DNP	DNP	DNP	DNP	DNP	DNP	DNP	DNP	DNP	DNP

## INDIVIDUAL GAME-BY-GAME PUNT RETURNS

	No-Yds	ASU	USF	UP	CU	BG	UL	DU	VT	NC	UM	UVA	UGA	MINN
Stewart, B.	7-47	-	1-11	2-22	1-1	1-3	-	2-10	-	-	-	-	-	-
Thomas, J.	5-43	3-31	-	-	-	-	-	-	-	1-12	-	1-0	-	-
Cottrell, N.	1-1	-	-	-	-	-	-	-	-	-	1-1	-	-	-

## INDIVIDUAL GAME-BY-GAME KICKOFF RETURNS

	No-Yds	ASU	USF	UP	CU	BG	UL	DU	VT	NC	UM	UVA	UGA	MINN
Thomas, J.	24-606	1-10	6-134	-	1-12	3-62	2-39	3-38	-	1-24	3-64	1-77	1-100	2-46
Jordan-Swilling	2-42	DNP	DNP	-	-	-	-	-	-	-	-	-	-	2-42
Askew, J.	1-27	-	-	-	DNP	DNP	-	-	-	-	-	-	-	1-27
Showell, A.	1-14	DNP	DNP	-	-	1-14	-	-	DNP	DNP	DNP	DNP	-	DNP

## INDIVIDUAL GAME-BY-GAME ALL-PURPOSE YARDS

	TOTAL	ASU	USF	UP	CU	BG	UL	DU	VT	NC	UM	UVA	UGA	MINN
Marshall, T.	993	77	113	103	47	42	175	41	DNP	61	91	107	61	75
Oliver, T.	876	72	97	DNP	34	115	103	24	215	120	1	27	-1	69
Thomas, J.	744	41	134	-	12	62	134	38	-	36	64	77	100	46
Mason, J.	661	85	95	96	30	61	78	39	82	40	24	9	3	19
Howard, J.	614	7	1	82	18	29	58	78	76	108	56	43	54	4
Searcy, Q.	596	92	91	38	7	54	28	40	15	124	-2	33	24	52
Lynch, C.	415	27	111	2	67	59	41	32	3	22	9	15	24	3
Cottrell, N.	375	25	26	-	1	46	27	18	21	90	52	31	2	36
Stewart, B.	315	49	17	55	1	3	12	56	-	-	31	37	54	-
Camp, J.	189	21	8	20	-	70	-	DNP	-	-	42	3	-	25
Benson, K.	114	73	41	DNP	DNP	DNP	DNP	DNP	DNP	DNP	DNP	DNP	DNP	DNP
Rivera, M.	84	-	-	42	42	-	-	-	-	-	-	-	-	-
Carter, M.	56	-	13	11	-	-	-	32	-	-	-	-	-	-
Jarrett, O.	47	5	DNP	3	-	10	29	DNP	DNP	-	DNP	DNP	DNP	DNP
Jordan-Swilling	42	DNP	DNP	-	-	-	-	-	-	-	-	-	-	42
Dolphus, S.	39	-	-	DNP	-	39	-	-	-	-	DNP	DNP	DNP	DNP
Askew, J.	27	-	-	-	DNP	DNP	-	-	-	-	-	-	-	27
Graham, J.	27	DNP	DNP	DNP	DNP	DNP	DNP	4	25	DNP	DNP	DNP	-2	DNP
Malloy, C.	27	DNP	DNP	DNP	DNP	DNP	DNP	DNP	27	DNP	DNP	DNP	DNP	DNP
Oliver, K.	25	25	-	-	-	-	-	-	-	-	-	-	-	-
Saint-Amour, A.	19	-	-	-	-	3	-	-	-	16	-	-	-	-
Macrina, J.	17	8	DNP	DNP	DNP	6	3	DNP	-	DNP	DNP	DNP	DNP	DNP
Showell, A.	14	DNP	DNP	-	-	14	-	-	DNP	DNP	DNP	DNP	-	DNP
Carpenter, T.	6	-	-	-	-	-	-	-	-	6	-	-	-	-
Davis, M.	3	3	DNP	DNP	DNP	-	DNP	DNP	DNP	DNP	DNP	DNP	DNP	DNP
Garitt, X.	2	-	-	DNP	DNP	1	DNP	DNP	1	DNP	DNP	DNP	DNP	DNP
Branch, D.	2	-	-	-	2	-	-	-	-	-	-	-	-	-
Blancato, J.	-1	-1	DNP	DNP	DNP	DNP	DNP	DNP	DNP	DNP	DNP	DNP	DNP	DNP
Team	-1	-	-	-	-1	-	-	-	-	-	-	-	-	-
Owens, A.	-2	-	-	-2	-	-	-	-	-	-	-	-	-	-

## INDIVIDUAL GAME-BY-GAME INTERCEPTIONS

	No-Yds	ASU	USF	UP	CU	BG	UL	DU	VT	NC	UM	UVA	UGA	MINN
Rivera, M.	2-84	-	-	1-42	1-42	-	-	-	-	-	-	-	-	-
Carpenter, T.	2-6	-	1-0	-	-	-	-	-	-	1-6	-	-	-	-
Saint-Amour, A.	2-19	-	-	-	-	1-3	-	-	-	1-16	-	-	-	-
Curry, D.	1-0	-	-	-	-	1-0	-	-	-	-	-	-	-	-
Swilling, T.	1-0	-	-	-	DNP	-	-	-	-	1-0	-	-	-	-
Simmons, L.	1-0	DNP	-	-	-	-	DNP	1-0	-	-	-	-	DNP	-
Thomas, J.	1-95	-	-	-	-	-	1-95	-	-	-	-	-	-	-
Oliver, K.	1-25	1-25	-	-	-	-	-	-	-	-	-	-	-	-
Branch, D.	1-2	-	-	-	1-2	-	-	-	-	-	-	-	-	-

## INDIVIDUAL GAME-BY-GAME PUNT FUMBLES FORCED

	No.	ASU	USF	UP	CU	BG	UL	DU	VT	NC	UM	UVA	UGA	MINN
Saint-Amour, A.	3	-	-	-	-	-	2	1	-	-	-	-	-	-
Adams, B.	2	1	-	-	-	-	-	-	-	-	-	-	1	-
Swilling, T.	1	-	-	-	DNP	-	-	1	-	-	-	-	-	-
Carpenter, T.	1	-	-	-	-	-	-	-	-	-	1	-	-	-
Thomas, C.	1	1	-	DNP	DNP	-	-	-	-	-	-	-	-	DNP
Oliver, K.	1	-	-	1	-	-	-	-	-	-	-	-	-	-
Alexander, V.	1	-	-	-	-	1	-	-	DNP	-	-	-	-	-

## INDIVIDUAL GAME-BY-GAME KICKOFF FUMBLES RECOVERED

	No.	ASU	USF	UP	CU	BG	UL	DU	VT	NC	UM	UVA	UGA	MINN
Thomas, C.	3	-	-	DNP	DNP	-	2	-	-	-	1	-	-	DNP
Thomas, J.	1	-	-	-	-	-	-	-	-	-	1	-	-	-
Jordan-Swilling	1	DNP	DNP	-	-	-	-	1	-	-	-	-	-	-
Kerr, A.	1	-	-	-	-	-	-	-	-	-	1	-	-	-
Jackson, T.	1	1	DNP	-	-	-	-	DNP	DNP	-	-	-	-	-
Johnson, J.	1	-	-	-	-	-	-	-	1	-	-	-	-	-
Alexander, V.	1	-	-	-	-	-	-	-	DNP	-	-	1	-	-
Adams, B.	1	-	-	-	-	-	-	-	-	-	-	-	1	-
Curry, D.	1	1	-	-	-	-	-	-	-	-	-	-	-	-
Owens, A.	1	-	-	-	-	1	-	-	-	-	-	-	-	-
Cerge-Henderson	1	-	-	-	-	-	-	1	-	-	-	-	-	-



## INDIVIDUAL GAME-BY-GAME TACKLES

	UA-A	TOT	ASU	USF	UP	CU	BG	UL	DU	VT	NC	UM	UVA	UGA	MINN
Rivera, M. DB	40-28	68	0-1	4-3	1-0	6-0	2-8	1-0	4-2	1-2	5-5	3-2	5-3	2-1	6-1
Johnson, J. DB	39-27	66	2-0	4-2	1-1	2-2	1-1	0-1	0-3	4-0	5-4	8-1	7-2	1-8	4-2
Mitchell, B. LB	35-29	64	2-1	2-1	3-2	0-3	2-6	2-2	4-0	0-1	3-6	7-1	3-0	4-4	3-2
Carpenter, T. DB	35-20	55	0-2	1-0	5-0	5-3	5-1	1-0	2-1	3-1	-	3-3	5-5	3-2	2-2
Thomas, C. DB	29-19	48	3-0	-	DNP	DNP	4-4	1-1	3-3	6-3	3-4	3-0	2-0	4-4	DNP
Curry, D. LB	28-19	47	3-1	4-2	1-1	1-2	1-1	1-4	1-0	3-0	3-4	2-0	2-0	2-2	4-2
Saint-Amour, DL	29-18	47	1-1	2-0	4-0	1-0	2-1	5-1	2-2	2-2	3-6	2-1	3-1	1-2	1-1
Kerr, A. DB	31-8	39	2-1	6-1	2-0	2-1	6-3	1-0	1-0	-	0-1	1-0	5-0	5-1	-
Branch, D. DL	16-20	36	1-0	2-2	2-0	1-4	0-1	0-2	2-1	0-1	0-4	0-1	3-0	2-2	3-2
Simmons, L. DB	22-7	29	DNP	-	1-0	4-3	4-1	DNP	1-0	2-1	4-1	2-0	1-1	DNP	3-0
Cerge-Henderson, DL	9-18	27	1-1	4-2	-	1-1	0-4	1-3	1-3	0-1	-	1-0	0-1	0-2	-
Askew, J. DB	17-9	26	1-1	4-2	2-0	DNP	DNP	5-0	1-1	1-0	-	-	0-3	1-1	2-1
Alexander, V. LB	17-8	25	0-1	1-1	0-1	5-2	1-2	3-0	-	DNP	-	-	2-1	-	5-0
Swilling, T. DB	18-6	24	1-0	-	1-0	DNP	-	4-2	3-0	1-0	3-2	-	3-1	2-1	-
Adams, B. DL	12-12	24	1-1	-	1-1	1-1	2-1	1-0	1-2	1-0	0-1	1-0	0-1	2-3	1-1
Owens, A. DL	13-8	21	4-0	0-1	0-1	1-2	1-2	-	-	1-0	1-1	2-0	3-0	-	0-1
Oliver, K. DB	9-12	21	2-2	2-2	2-1	-	0-2	-	0-1	3-0	0-2	-	0-1	0-1	-
Jordan-Swilling, LB	13-7	20	DNP	DNP	3-0	1-0	2-1	1-0	3-5	3-0	-	-	-	0-1	-
Campbell, C. DB	11-8	19	1-0	2-1	2-1	0-1	0-1	4-0	0-1	0-1	-	-	1-0	1-2	-
Thomas, J. DB	11-4	15	-	3-0	-	2-0	0-1	1-0	-	1-1	2-1	-	1-0	-	1-1
Jackson, Q. LB	9-6	15	1-2	2-1	1-0	-	2-2	2-0	0-1	1-0	-	-	-	-	-
Henderson, J. LB	8-4	12	2-1	1-1	0-1	3-0	2-1	-	-	-	DNP	DNP	DNP	DNP	DNP
Domineck, V. LB	4-1	5	-	3-1	1-0	DNP	DNP	DNP	DNP	DNP	DNP	DNP	DNP	DNP	DNP
Walton, Z. DB	3-1	4	-	-	DNP	2-0	DNP	DNP	DNP	1-1	DNP	DNP	DNP	DNP	DNP
Martin, C. DL	2-2	4	-	0-1	-	-	2-1	DNP	DNP	DNP	DNP	-	DNP	DNP	DNP
Glanton, B. DL	1-3	4	-	-	DNP	-	1-1	-	DNP	DNP	0-2	DNP	DNP	-	DNP
Chimetzka, T.K. DL	1-3	4	-	DNP	DNP	DNP	DNP	DNP	1-0	DNP	DNP	DNP	DNP	0-3	-
Jackson, T. LB	2-1	3	-	DNP	-	-	1-0	-	DNP	DNP	-	1-1	-	-	-
Showell, A. DB	3-0	3	DNP	DNP	-	-	-	3-0	-	DNP	DNP	DNP	DNP	-	DNP
Griffin, Q. DB	2-0	2	2-0	DNP	DNP	DNP	DNP	DNP	DNP	DNP	-	DNP	DNP	DNP	DNP
King, J. DB	2-0	2	-	-	DNP	DNP	2-0	DNP	DNP	DNP	DNP	DNP	DNP	DNP	DNP
Jarrett, O.	1-1	2	-	DNP	-	-	0-1	-	DNP	DNP	1-0	DNP	DNP	DNP	DNP
Davis, S.	2-0	2	-	-	-	-	-	2-0	-	-	-	-	-	-	-
Cole, J. DB	1-1	2	1-0	-	-	0-1	-	DNP	DNP	DNP	DNP	DNP	DNP	DNP	-
Dingle, J. LB	1-0	1	-	1-0	-	-	DNP	DNP	DNP	DNP	DNP	DNP	DNP	DNP	DNP
Lee, J.	1-0	1	-	1-0	-	-	-	-	DNP	-	-	-	-	-	-
Ivemyer, B.	1-0	1	-	DNP	1-0	-	-	-	-	-	DNP	DNP	DNP	DNP	DNP
Roberts, Z.	0-1	1	-	DNP	-	-	-	DNP	-	0-1	-	-	-	-	-
Smith, Devin DB	1-0	1	DNP	DNP	DNP	DNP	-	1-0	DNP	DNP	DNP	DNP	DNP	DNP	DNP
Dawson, K. DL	0-1	1	DNP	DNP	DNP	DNP	0-1	DNP	DNP	-	DNP	DNP	DNP	DNP	DNP
Searcy, Q.	1-0	1	-	1-0	-	-	-	-	-	-	-	-	-	-	-

## INDIVIDUAL GAME-BY-GAME SACKS

	UA-A	TOT	ASU	USF	UP	CU	BG	UL	DU	VT	NC	UM	UVA	UGA	MINN
Saint-Amour, A. DL	4-0	4.0	-	-	-	-	1.0-9	1.0-10	2.0-12	-	-	-	-	-	-
Mitchell, B. LB	3-0	3.0	-	-	-	-	-	-	1.0-5	-	-	1.0-3	1.0-2	-	-
Cerge-Henderson, DL	2-0	2.0	-	2.0-10	-	-	-	-	-	-	-	-	-	-	-
Campbell, C. DB	2-0	2.0	1.0-3	-	-	-	-	1.0-2	-	-	-	-	-	-	-
Johnson, J. DB	2-0	2.0	-	-	-	-	-	-	-	-	-	-	1.0-12	-	1.0-6
Thomas, C. DB	1-0	1.0	-	-	DNP	DNP	-	-	1.0-9	-	-	-	-	-	DNP
Alexander, V. LB	1-0	1.0	-	-	-	-	1.0-14	-	-	DNP	-	-	-	-	-
Swilling, T. DB	1-0	1.0	-	-	-	DNP	-	-	1.0-7	-	-	-	-	-	-
Curry, D. LB	0-1	0.5	-	-	-	0.5-3	-	-	-	-	-	-	-	-	-
Branch, D. DL	0-1	0.5	-	-	-	0.5-3	-	-	-	-	-	-	-	-	-

## INDIVIDUAL GAME-BY-GAME TACKLES FOR LOSS

	UA-A	TOT	ASU	USF	UP	CU	BG	UL	DU	VT	NC	UM	UVA	UGA	MINN
Saint-Amour, A. DL	10-4	12.0	-	1.0-2	1.0-2	-	2.5-11	1.0-10	2.0-12	2.0-5	1.0-3	-	-	0.5-0	1.0-1
Johnson, J. DB	7-1	7.5	-	1.0-4	-	-	-	-	-	-	1.5-4	3.0-4	1.0-12	-	1.0-6
Mitchell, B. LB	3-5	5.5	-	-	-	-	1.0-1	-	1.0-5	-	1.0-4	1.0-3	1.0-2	0.5-1	-
Adams, B. DL	4-2	5.0	1.0-10	-	-	-	-	1.0-6	1.0-2	-	0.5-2	-	-	1.5-8	-
Branch, D. DL	2-4	4.0	-	-	-	0.5-3	-	-	1.0-2	-	1.5-5	-	-	-	1.0-1
Cerge-Henderson, DL	3-2	4.0	-	3.0-11	-	-	1.0-1	-	-	-	-	-	-	-	-
Thomas, C. DB	2-2	3.0	-	-	DNP	DNP	0.5-1	-	-	1.0-9	0.5-0	-	-	1.0-10	DNP
Campbell, C. DB	2-1	2.5	1.0-3	-	-	-	-	1.0-2	-	-	-	-	-	0.5-1	-
Oliver, K. DB	2-1	2.5	1.0-3	-	1.0-1	-	-	-	-	-	-	-	-	0.5-2	-
Alexander, V. LB	2-0	2.0	-	-	-	-	1.0-14	-	-	DNP	-	-	-	-	1.0-1
Carpenter, T. DB	1-1	1.5	-	-	1.0-1	-	-	-	-	-	-	-	-	0.5-1	-
Swilling, T. DB	1-1	1.5	-	-	-	DNP	-	-	1.0-7	-	0.5-3	-	-	-	-
Simmons, L. DB	1-0	1.0	DNP	-	-	-	-	DNP	-	1.0-2	-	-	-	DNP	-
Askew, J. DB	1-0	1.0	1.0-5	-	-	DNP	DNP	-	-	-	-	-	-	-	-
Rivera, M. DB	0-1	0.5	-	-	-	-	-	-	-	-	0.5-2	-	-	-	-
Curry, D. LB	0-1	0.5	-	-	-	0.5-3	-	-	-	-	-	-	-	-	-



## GEORGIA TECH SCORING DRIVES

	QTR	TD	FG	PLAYERS	PLAY	PL	YDS	TIME
ASU	1	X		J. Mason	28-yd rush	4	68	1:20
	2	X		T. Marshall	1-yd rush	9	81	4:25
	2	X		K. Benson	5-yd rush	8	44	3:45
	3	X		K. Benson	8-yd rush	3	77	1:23
	3	X		D. Curry	15-yd fumble return			
USF	3	X		Stewart from Marshall	24-yd pass	8	97	3:17
	1		X	B. King	35-yd field goal	9	40	6:32
	1	X		T. Marshall	45-yd run	5	75	2:31
	1	X		Lynch from Marshall	81-yd pass	1	81	0:17
	3	X		T. Oliver	5-yd run	7	69	3:36
UP	3	X		T. Oliver	1-yd run	9	75	4:31
	4	X		T. Oliver	1-yd run	7	74	3:12
	3	X		T. Marshall	1-yd run	10	75	6:17
	3	X		T. Marshall	7-yd run	8	56	3:43
	4	X		C. Lynch	3-yd run	14	99	3:31
CU	2	X		T. Marshall	11-yd run	4	23	1:46
	3	X		N. Cottrell	2-yd run	8	75	3:27
	4	X		Lynch from Oliver	5-yd pass	7	33	3:58
	1	X		J. Mason	9-yd run	7	69	3:12
	1	X		T. Marshall	1-yd run	9	76	4:07
BG	2	X		N. Cottrell	4-yd run	8	72	3:55
	2	X		T. Marshall	2-yd run	12	86	5:11
	3	X		J. Mason	33-yd run	6	93	3:27
	3	X		T. Oliver	34-yd run	3	51	1:13
	4	X		A. Saint-Amour	3-yd INT return			
UL	4	X		T. Oliver	62-yd run	1	62	0:13
	1	X		T. Marshall	32-yd run	5	50	2:08
	1	X		T. Marshall	1-yd run	5	36	2:24
	2		X	W. Wells	41-yd field goal	8	52	4:36
	2	X		Q. Searcy	2-yd run	9	62	2:17
DU	3	X		Q. Searcy	1-yd run	13	79	6:58
	3	X		T. Oliver	1-yd run	5	34	2:34
	4	X		T. Oliver	5-yd run	5	87	2:22
	4	X		J. Howard	2-yd run	8	75	4:38
	4	X		J. Thomas	95-yd INT return			
VT	2	X		Carter from Marshall	12-yd pass	4	52	1:17
	4	X		J. Howard	2-yd run	15	75	7:09
	1	X		J. Howard	8-yd run	12	75	6:30
	1	X		T. Oliver	1-yd run	11	75	5:37
	2	X		J. Mason	5-yd run	2	12	0:18
NC	2	X		T. Oliver	5-yd run	9	72	4:08
	3	X		T. Oliver	11-yd run	10	75	5:46
	3	X		J. Mason	14-yd run	8	64	4:42
	4	X		J. Mason	1-yd run	6	28	3:40
	1	X		N. Cottrell	11-yd run	5	75	2:13
UM	2	X		T. Oliver	2-yd run	9	45	4:23
	2	X		Searcy from Oliver	86-yd pass	1	86	0:13
	3	X		C. Lynch	4-yd run	12	75	6:17
	4	X		T. Oliver	1-yd run	9	41	5:07
	4		X	W. Wells	22-yd field goal	6	14	1:58
UVA	1	X		T. Marshall	28-yd run	11	75	6:25
	1	X		T. Marshall	8-yd run	3	23	1:36
	2		X	W. Wells	38-yd field goal	7	18	4:41
	3		X	W. Wells	23-yd field goal	4	5	2:11
	3	X		Stewart from Marshall	31-yd pass	7	62	3:37
OT	1		X	W. Wells	28-yd field goal	8	65	4:22
	1			B. Mitchell safety				
	1	X		J. Thomas	77-yd KO Return			
	2		X	W. Wells	28-yd field goal	13	65	6:46
	4	X		J. Howard	3-yd run	11	41	5:41
UGA	4		X	W. Wells	48-yd field goal	7	44	3:27
	4	X		W. Wells	40-yd field goal	4	2	0:00
	1	X		J. Thomas	100-yd KO Return			
	4	X		Q. Searcy	3-yd run	6	44	2:57
	4	X		Stewart from Marshall	28-yd pass	7	69	0:59
MINN	2		X	W. Wells	44-yd field goal	4	37	0:18
	3	X		N. Cottrell	20-yd run	14	75	7:23

## OPPONENTS SCORING DRIVES

	QTR	TD	FG	PLAYERS	PLAY	PL	YDS	TIME
ASU	1	X		J. Mason	28-yd rush	4	68	1:20
	1	X		T. Horne	98-yd KO return			
	1	X		T. Horne	97-yd KO return			
	2	X		Salomon from Barnett	18-yd pass	11	69	4:10
	3	X		D. Bell	14-yd run	7	74	2:31
USF	4	X		Horne from Barnett	3-yd pass	8	76	2:04
	4	X		B. Barnett	19-yd run	10	88	2:39
	4	X		B. Barnett	5-yd run	5	18	1:34
	1	X		Q. Ollison	31-yd run	5	63	1:41
	1	X		D. Hall	5-yd run	3	26	1:04
UP	2	X		Q. Ollison	8-yd run	4	77	2:08
	2		X	A. Kessman	33-yd field goal	12	60	6:07
	2	X		Renfrow from Lawrence	17-yd pass	7	74	2:44
	2	X		Ross from Lawrence	53-yd pass	2	55	0:37
	2	X		Etienne from Lawrence	3-yd pass	12	64	1:53
UC	3	X		T. Feaster	27-yd run	7	75	2:40
	3	X		T. Etienne	3-yd run	10	83	4:27
	4	X		Higgins from Lawrence	30-yd pass	5	77	2:13
	1		X	N. Needham	29-yd field goal	13	63	5:51
	2	X		Phouthavong from Doege	30-yd pass	10	75	3:08
BG	3	X		J. Doege	1-yd run	11	78	3:48
	2	X		Atwell from Pass	29-yd pass	8	71	3:41
	2	X		T. Smith	5-yd run	12	75	3:57
	2		X	B. Creque	46-yd field goal	5	59	0:32
	4	X		Fitzpatrick from Pass	42-yd pass	8	74	2:00
UL	4	X		Atwell from Travis	29-yd pass	6	63	1:50
	1	X		Jackson	12-yd run	4	52	1:17
	3	X		Rahming from Jones	32-yd pass	2	31	0:48
	3	X		Koppenhaver from Jones	1-yd pass	5	34	1:41
	3	X		Lloyd from Jones	6-yd pass	1	6	0:05
VT	1	X		Turner from Willis	46-yd pass	5	73	1:34
	1	X		Hazelton from Willis	41-yd pass	3	70	0:58
	2	X		R. Willis	1-yd run	11	73	4:40
	4	X		J. Holston	1-yd run	10	65	2:35
	1	X		M. Carney	20-yd fumble rec.			
NC	2		X	F. Jones	23-yd field goal	15	64	5:39
	3	X		Tucker from Ruder	9-yd pass	8	85	2:58
	3		X	F. Jones	25-yd field goal	9	64	2:28
	4	X		A. Williams	1-yd run	4	50	1:26
	1	X		D. Dallas	1-yd run	11	75	5:28
UM	2	X		C. Davis	22-yd run	3	30	0:43
	4	X		T. Horner	2-yd run	15	95	4:33
	1	X		Dubois from Perkins	13-yd pass	8	74	3:42
	1	X		Reed from Armstrong	56-yd pass	6	75	2:36
	2	X		B. Perkins	9-yd run	10	77	5:44
UVA	4		X	B. Delaney	30-yd field goal	14	70	7:51
	4		X	B. Delaney	32-yd field goal	8	52	0:55
	1	X		R. Ridley from J. Fromm	5-yd pass	9	75	4:37
	1	X		D. Swift	1-yd run	11	88	6:07
	2	X		Holloman from Fromm	12-yd pass	6	63	2:29
UGA	2	X		Hardman from Fromm	44-yd pass	1	44	0:08
	2	X		E. Holyfield	8-yd run	5	33	2:11
	2		X	R. Blankenship	25-yd field goal	7	40	0:48
	3	X		Ridley from Fromm	4-yd pass	6	53	3:05
	1	X		E. Carpenter	31-yd field goal	10	62	5:18
MINN	1	X		Johnson from Morgan	18-yd pass	7	48	3:11
	2	X		E. Carpenter	27-yd field goal	9	26	5:14
	3	X		M. Ibrahim	3-yd run	5	60	2:50
	4	X		M. Ibrahim	1-yd run	7	75	3:48
	4	X		Johnson from Morgan	30-yd pass	6	73	3:30

	GT	OPP
TD plays of 20-plus yards	15	16
TD plays of 50-plus yards	5	2
TD drives of 80-plus yards	4	4
TD drives of 20 yards or less	2	2
TD drives of 5:00 or more	11	5
TD drives of 3:00 or less	8	26
TD drives of 2:00 or less	12	16
TD drives of 5 plays or less	14	15
Touchdown drives of 10 plays or more	13	15

does not include special teams or defensive touchdowns



## GEORGIA TECH BIG PLAYS (20+ YARDS)

NO. OPP.	PLAYER(S)	PLAY	DOWN-DIST.	* Touchdown		NO. OPP.	PLAYER(S)	PLAY	DOWN-DIST.	YDS.
				YDS.						
1. ASU (9)	C. Lynch	Rush	1-10	25		42.	T. Oliver	Rush	1-10	34*
2.	J. Mason	Rush	1-10	28*		43.	T. Oliver	Rush	1-10	62*
3.	N. Cottrell	Rush	2-5	25		44. UL (7)	Q. Searcy	Rush	1-10	25
4.	T. Marshall	Rush	1-10	28		45.	T. Marshall	Rush	2-5	33*
5.	J. Thomas	Punt Return		25		46.	T. Marshall	Rush	1-10	31
6.	K. Oliver	INT Return		25		47.	J. Thomas	KO Return		21
7.	Q. Searcy	Rush	1-10	56		48.	O. Jarrett	Rush	2-5	29
8.	Searcy from Marshall	Pass	2-1	25		49.	T. Oliver	Rush	2-8	65
9.	Stewart from Marshall	Pass	1-10	24*		50.	J. Thomas	INT Return		95*
10. USF (11)	T. Marshall	Rush	2-9	45*		51. DU(5)	Carter from Marshall	Pass	2-11	32*
11.	Lynch from Marshall	Pass	1-10	81*		52.	T. Marshall	Rush	2-8	26
12.	T. Marshall	Rush	1-10	36		53.	Stewart from Marshall	Pass	3-8	21
13.	J. Thomas	KO Return		35		54.	Searcy from Marshall	Pass	1-10	25
14.	T. Marshall	Rush	1-10	26		55.	Stewart from Oliver	Pass	2-16	25
15.	Q. Searcy	Rush	1-10	28		56. NC (6)	T. Marshall	Rush	1-10	44
16.	J. Mason	Rush	1-10	46		57.	J. Howard	Rush	2-11	52
17.	J. Thomas	KO Return		38		58.	Searcy from Oliver	Pass	1-10	86*
18.	Lynch from Marshall	Pass	3-9	21		59.	J. Thomas	KO Return		24
19.	J. Thomas	KO Return		22		60.	N. Cottrell	Rush	2-4	23
20.	Searcy from Marshall	Pass	2-10	21		61.	Q. Searcy	Rush	1-10	35
21. Pitt (5)	J. Howard	Rush	1-10	42		62. UM (7)	Camp from Marshall	Pass	3-5	20
22.	M. Rivera	INT Return		42		63.	T. Marshall	Rush	1-10	28*
23.	J. Mason	Rush	1-10	33		64.	J. Thomas	KO Return		22
24.	J. Mason	Rush	1-10	26		65.	Camp from Marshall	Pass	3-6	22
25.	Camp from Marshall	Pass	2-1	20		66.	Stewart from Marshall	Pass	3-8	31*
26. UC (6)	Q. Searcy	Rush	1-10	20		67.	N. Cottrell	Rush	1-10	34
27.	M. Rivera	INT Return		42		68.	J. Thomas	KO Return		26
28.	J. Mason	Rush	2-7	24		69. UVA (5)	T. Marshall	Rush	3-1	38
29.	Lynch from Marshall	Pass	1-10	29		70.	J. Thomas	KO Return		77*
30.	Lynch from Oliver	Pass	4-7	23		71.	Q. Searcy	Rush	3-9	33
31.	T. Oliver	Rush	2-12	39		72.	T. Marshall	Rush	2-10	30
32. BG (12)	Camp from Marshall	Pass	1-10	33		73.	Stewart from Marshall	Pass	3-4	37
33.	Q. Searcy	Rush	1-10	21		74. UGA (3)	J. Thomas	KO Return		100*
34.	Camp from Marshall	Pass	1-10	37		75.	Marshall from Graham	Pass	2-9	22
35.	J. Thomas	KO Return		23		76.	Stewart from Marshall	Pass	2-10	26*
36.	N. Cottrell	Rush	1-10	23		77. MINN (5)	Searcy from Marshall	Pass		51
37.	J. Thomas	KO Return		26		78.	T. Oliver	Rush		27
38.	Lynch from Marshall	Pass	2-9	41		79.	J. Askew	KO Return		27
39.	Dolphin from Marshall	Pass	1-10	39		80.	J. Thomas	KO Return		25
40.	J. Mason	Rush	3-3	33*		81.	B. Jordan-Swilling	KO Return		23
41.	A. Owens	Fum. Return		21						

## POINTS OFF GEORGIA TECH TAKEAWAYS

NO. OPP.	QTR	TURN OVER	DEFENDER(S)	LED TO	PTS. OFF
1. ASU (3)	2	INT	K. Oliver	TD	7
2.	3	FUM	Adams (F); Curry (R)	TD*	7
3.	4	FUM	C. Thomas (F); T. Jackson (R)	Fumble	0
4. USF (1)	1	INT	Carpenter	FG	3
5. Pitt (1)	3	INT	Rivera	TD	6
6. CU (2)	2	INT	Branch	TD	7
7.	4	INT	Rivera	TD	7
8. BG (3)	3	FUM	Alexander (F); A. Owens (R)	TD	7
9.	4	INT	Curry	Punt	0
10.	4	INT	Saint-Amour	TD*	7
11. UL (3)	1	FUM	Saint-Amour (F); C. Thomas (R)	TD	7
12.	2	FUM	Saint-Amour (F); C. Thomas (R)	TD	7
13.	4	INT	J. Thomas	TD*	7
14. DU (3)	1	FUM	Swilling (F); Cerge-Henderson (R)	Downs	0
15.	2	INT	L. Simmons	TD	7
16.	4	FUM	Saint-Amour (F); Jordan-Swilling (R)	Downs	0
17. VT (1)	2	FUM	J. Johnson (R)	TD	7
18. UNC (3)	1	INT	Swilling	TD	7
19.	4	INT	Carpenter	TD	7
20.	4	INT	Saint-Amour	FG	3
21. UM (3)	1	FUM	Carpenter (F); Kerr (R)	TD	7
22.	2	FUM	C. Thomas (R)	FG	3
	3	FUM	J. Thomas (R)	FG	3
23. UVA (1)	3	FUM	Alexander (R)	TD	7
24. UGA (1)	4	FUM	Adams (F, R)	TD	7
* Defensive touchdown				Points	130

## POINTS OFF GEORGIA TECH GIVEAWAYS

NO. OPP.	QTR	TURN OVER	OFFENSIVE PLAYER	LED TO	PTS. OFF
1. ASU (3)	1	FUM	TaQuon Marshall	Punt	0
2.	2	INT	TaQuon Marshall	INT	0
3.	4	FUM	Josh Blancato	Punt	0
4. USF (3)	2	INT	TaQuon Marshall	End Half	0
5.	4	FUM	Qua Searcy	TD	7
6.	4	INT	TaQuon Marshall	TD	7
7. Pitt (2)	3	FUM	Clinton Lynch	INT	0
8.	4	INT	TaQuon Marshall	Punt	0
9. CU (1)	1	FUM	Qua Searcy	TD	7*
10. DU (3)	3	FUM	Jerry Howard	TD	7
11.	3	FUM	TaQuon Marshall	TD	7
12.	3	FUM	Juan'yeh Thomas	TD	7
13. UNC (3)	1	FUM	Jerry Howard	TD*	7
14.	3	FUM	Jordan Mason	FG	3
15.	4	FUM	Tobias Oliver	INT	0
16. UM (1)	2	FUM	Nathan Cottrell	TD	7
* Defensive touchdown				Points	59

## OPPONENT BIG PLAYS (20+ YARDS)

					* Touchdown				
NO. OPP.	PLAYER(S)	PLAY	DOWN-DIST.	YDS.	NO. OPP.	PLAYER(S)	PLAY	DOWN-DIST.	YDS.
1. USF (7)	T. Home	KO Return		34	39.	Rahming from Jones	Pass	1-10	20
2.	T. Home	KO Return		98*	40. VT (5)	Willis from Turner	Pass	1-10	46*
3.	T. Home	KO Return		97*	41.	D. McCleese	KO Return		24
4.	T. Home	KO Return		21		S. Peoples	Rush	2-5	24
5.	N. Sawtelle	INT Return		22	43.	D. McCleese	KO Return		26
6.	McCants from Barnett	Pass	3-2	24	44.	D. McCleese	KO Return		28
7.	B. Barnett	Rush	2-14	22	45. NC (8)	A. Ratliff	KO Return		20
8. UP (3)	Mack from Pickett	Pass	1-10	60	46.	M. Carney	Fum. Return		20*
9.	Q. Ollison	Rush		31*	47.	A. Ratliff	KO Return		23
10.	P. Motley	INT Return		20	48.	A. Ratliff	KO Return		31
11. UC (8)	Ross from Lawrence	Pass	2-8	53*	49.	Ratliff from Ruder	Pass	1-10	44
12.	C. Powell	KO Return		32	50.	Ratliff from Elliott	Pass	2-12	35
13.	Rodgers from Lawrence	Pass	3-15	21	51.	M. Carter	Rush	2-11	52
14.	T. Feaster	Rush	1-10	27*	52.	A. Ratliff	KO Return		29
15.	C. Powell	KO Return		26	53. UM (7)	D. Dallas	KO Return		26
16.	T. Etienne	Rush	2-5	30	54.	J. Thomas	KO Return		52
17.	Higgins from Lawrence	Pass	1-10	30*	55.	D. Dallas	KO Return		20
18.	Chase from Bryant	Pass		20	56.	Thomas from Perry	Pass	3-10	23
19. BG (5)	Phouthavong from Doege	Pass	2-8	30*	57.	Wiggins from Perry	Pass	3-10	24
20.	Miller from Doege	Pass	3-10	25	58.	Thomas from Perry	Pass		27
21.	R. Hargrove	KO Return		29	59.	C. Davis	Rush		22*
22.	Wayne-Prather from Doege	Pass	1-10	20	60. UVA (5)	J. Reed	KO Return		24
23.	Hargrove from Doege	Pass	3-10	27	61.	Reed from Armstrong	Pass	3-3	56*
24. UL (12)	Crum from Pass	Pass	1-10	22	62.	Reed from Perkins	Pass	2-5	22
25.	H. Hall	KO Return		34	63.	Joe Reed	KO Return		32
26.	H. Hall	KO Return		29	64.	Joe Reed	KO Return		34
27.	Atwell from Pass	Pass	3-11	29*	65. UGA (7)	E. Holyfield	Rush	2-7	39
28.	H. Hall	KO Return		22	66.	J. Stanley	Rush	2-7	26
29.	Peete from Pass	Pass	2-10	37	67.	Hardman from Fromm	Pass	1-10	44*
30.	H. Hall	KO Return		25	68.	M. Hardman	Punt Return		27
31.	Fitzpatrick from Pass	Pass	4-5	42*	69.	D. Swift	Rush		28
32.	J. Travis	Rush	1-10	25	70.	J. Cook	Rush	2-8	27
33.	T. Harrell	KO Return		37	71.	Godwin from Fromm	Pass		22
34.	Harrell from Travis	Pass	4-7	31	72. MINN (5)	Mohamed Ibrahim	Rush		57
35.	Atwell from Travis	Pass	2-10	29	73.	Autman-Bell from Tanner	Pass		41
36. DU (4)	D. Jackson	KO Return		46	74.	Mohamed Ibrahim	Rush		33
37.	D. Jackson	KO Return		28	75.	Johnson from Tanner	Pass		30*
38.	Rahming from Jones	Pass	3-12	48*	76.	Bateman from Tanner	Pass		21

## BIG PLAYS FROM SCRIMMAGE SUMMARY

RUSH/CATCH	20-29	30-39	40-49	50-59	60-69	70-79	80-89	90-99	TOTAL
Qua Searcy	7 (4/3)	2 (2/0)		2 (1/1)			1 (0/1)		12
TaQuon Marshall	5 (4/1)	5 (5/0)	2 (2/0)						12
Clinton Lynch	4 (1/3)		1 (0/1)				1 (0/1)		6
Jordan Mason	3 (3/0)	2 (2/0)	1 (1/0)						6
Tobias Oliver	1 (1/0)	2 (2/0)			2 (2/0)				5
Brad Stewart	4 (0/4)	1 (0/1)							5
Nathan Cottrell	4 (4/0)								4
Jalen Camp	1 (0/1)	2 (0/2)							3
Stephen Dolphus		1 (0/1)							1
Jerry Howard			1 (1/0)						1
Omahri Jarrett	1 (1/0)								1
Malachi Carter		1 (0/1)							1
Jalen Camp	1 (0/1)								1
<b>Totals</b>	<b>31 (18/13)</b>	<b>16 (11/5)</b>	<b>5 (4/1)</b>	<b>2 (1/1)</b>	<b>2 (2/0)</b>		<b>1 (0/2)</b>		<b>58 (36/22)</b>
<b>Opponents</b>	<b>17 (7/10)</b>	<b>9 (3/6)</b>	<b>2 (0/2)</b>	<b>4 (2/2)</b>	<b>1 (0/1)</b>				<b>33 (13/20)</b>
PASSING	20-29	30-39	40-49	50-59	60-69	70-79	80-89	90-99	TOTAL
TaQuon Marshall	11	6	1	1			1		20
Tobias Oliver	2						1		3
James Graham	1								1
<b>Totals</b>	<b>14</b>	<b>6</b>	<b>1</b>	<b>1</b>			<b>2</b>		<b>24</b>
<b>Opponents</b>	<b>9</b>	<b>3</b>	<b>3</b>	<b>2</b>	<b>1</b>				<b>18</b>



## OFFENSIVE

STARTERS	QB	AB	AB	BB	WR	WR	LT	LG	C	RG	RT
Alcorn State	T. Marshall	Lynch	Searcy	Mason	Camp	Stewart	Bryan	Braun	Lee	B. Morgan	A. Marshall
at USF	T. Marshall	Lynch	Searcy	Benson	Camp	Stewart	Quinney	Braun	Lee	Bryan	A. Marshall
at Pittsburgh	T. Marshall	Lynch	Searcy	Mason	Camp	Stewart	Quinney	Braun	Lee	B. Morgan	A. Marshall
Clemson	T. Marshall	Lynch	Searcy	Howard	Camp	Stewart	Quinney	Braun	Lee	B. Morgan	A. Marshall
Bowling Green	T. Marshall	Lynch	Searcy	Howard	Camp	Stewart	Quinney	Braun	Lee	C. Hansen	A. Marshall
at Louisville	T. Marshall	Lynch	Searcy	Mason	Camp	Stewart	Quinney	Braun	Lee	C. Hansen	A. Marshall
Duke	T. Marshall	Lynch	Searcy	Mason	Dolphus	Stewart	Quinney	Braun	Cooper	C. Hansen	B. Ivermeyer
at Virginia Tech	T. Oliver	Lynch	Searcy	Mason	Dolphus	Stewart	Quinney	Braun	Cooper	C. Hansen	A. Marshall
at North Carolina	T. Marshall	Lynch	Searcy	Howard	Camp	Stewart	Quinney	Braun	Cooper	C. Hansen	A. Marshall
Miami (Fla.)	T. Marshall	Lynch	Searcy	Mason	Camp	Stewart	Quinney	Braun	Cooper	C. Hansen	A. Marshall
Virginia	T. Marshall	Lynch	Searcy	Howard	Camp	Stewart	Quinney	Braun	Cooper	C. Hansen	A. Marshall
at Georgia	T. Marshall	Lynch	Searcy	Howard	Camp	Stewart	Quinney	Braun	Cooper	C. Hansen	A. Marshall
vs. Minnesota	T. Marshall	Lynch	Searcy	Howard	Camp	Stewart	Quinney	Braun	Cooper	C. Hansen	A. Marshall

## DEFENSIVE

STARTERS	DE	DT	NT	DE	LB/NIC	LB	LB	CB	SS	FS	CB
Alcorn State	Branch	Adams	Saint-Amour	Alexander	Mitchell	Curry	Johnson	Carpenter	Rivera	Askew	T. Swilling
at USF	Branch	Cerge-Henderson	Saint-Amour	Alexander	Mitchell	Curry	Johnson	Carpenter	Rivera	Askew	T. Swilling
at Pittsburgh	Branch	Cerge-Henderson	Saint-Amour	Alexander	Mitchell	Jordan-Swilling	Johnson	Carpenter	Rivera	Askew	T. Swilling
Clemson	Branch	Cerge-Henderson	Saint-Amour	Alexander	Mitchell	Curry	Johnson	Carpenter	Rivera	Simmons	Kerr
Bowling Green	Branch	Cerge-Henderson	Saint-Amour	Alexander	Mitchell	Curry	Johnson	Carpenter	Rivera	Simmons	Kerr
at Louisville	Branch	Cerge-Henderson	Saint-Amour	C. Thomas	Mitchell	Curry	Johnson	Carpenter	Rivera	Askew	T. Swilling
Duke	Branch	Cerge-Henderson	Saint-Amour	C. Thomas	Mitchell	Curry	Johnson	Carpenter	Rivera	Askew	T. Swilling
at Virginia Tech	Branch	Cerge-Henderson	Saint-Amour	C. Thomas	Mitchell	Curry	Johnson	Carpenter	Rivera	Simmons	T. Swilling
at North Carolina	Branch	Cerge-Henderson	Saint-Amour	C. Thomas	Mitchell	Curry	Johnson	Carpenter	Rivera	Simmons	T. Swilling
Miami (Fla.)	Branch	Cerge-Henderson	Saint-Amour	C. Thomas	Mitchell	Curry	Johnson	Carpenter	Rivera	Simmons	T. Swilling
Virginia	Branch	Cerge-Henderson	Saint-Amour	Alexander	Mitchell	Curry	Johnson	Carpenter	Rivera	Simmons	T. Swilling
at Georgia	Branch	Adams	Saint-Amour	C. Thomas	Mitchell	Curry	Johnson	Carpenter	Rivera	Kerr	T. Swilling
vs. Minnesota	Branch	Adams	Saint-Amour	Alexander	Mitchell	Curry	Johnson	Carpenter	Rivera	Simmons	T. Swilling

## GAME INFORMATION

	TECH CAPTAINS	COIN TOSS	GT KO/ REC.	GT 1ST OFF. PLAY	GT 1ST POSS.	OPP. 1ST POSS.	KICKOFF TIME	GAME LENGTH	GT HELMET	GT JERSEY	GT PANTS
ASU	T. Marshall, Mitchell	ASU	KO	Mason 7 run	TD	Punt	12:34 p.m.	2:54	Gold	White/Gold	Gold
at USF	T. Marshall, Mitchell	USF	KO	T. Marshall 1 run	FG	Interception	12:06 p.m.	3:24	Gold	White/Blue	White
at Pitt	T. Marshall, Mitchell	Pitt	KO	Searcy 5 run	Punt	Punt	12:34 p.m.	3:03	White	White/Blue	White
Clemson	T. Marshall, Mitchell	CU	Rec.	Searcy 20 run	Punt	Punt	3:30 p.m.	3:17	Gold	Blue/White	White
BG	T. Marshall, Mitchell	BG	KO	Mason 9 run	TD	FG	12:04 p.m.	3:03	Gold	White/Gold	Gold
at UL	T. Marshall, Mitchell	UL	KO	T. Marshall pass	TD	Downs	7:01 p.m.	3:14	White	White/Gold	White
Duke	T. Marshall, Mitchell	GT	KO	T. Marshall -9 run	Punt	Touchdown	12:20 p.m.	3:09	Gold	White/Blue	Blue
at VT	T. Marshall, Mitchell	GT	KO	Oliver 5 run	TD	TD	7:31 p.m.	3:06	White	White/Gold	White
at NC	T. Marshall, Mitchell	GT	KO	T. Marshall 2 run	Fumble	Punt	12:15 p.m.	3:10	White	White/Blue	Blue
UM	T. Marshall, Mitchell	UM	KO	J. Howard 5 run	TD	TD	7:05 p.m.	3:05	White	White/Gold	White
UVA	T. Marshall, Mitchell	UVA	Rec.	T. Marshall 15 run	FG	TD	3:34 p.m.	3:06	Gold	White/Blue	Gold
at UGA	T. Marshall, Mitchell	GT	KO	T. Marshall 5 run	Punt	TD	12:01 p.m.	3:12	Gold	White/Blue	White
vs. Minn.	T. Marshall, Mitchell	UM	KO	Searcy 1 run	Punt	FG	5:20 p.m.	2:59	Gold	Blue/White	Blue

## 2018 GAME PARTICIPATION

#	Name	GP/GS	ASU	USF	UP	CU	BG	UL	DU	VT	NC	UM	UVA	UGA	MIHN
90	Adams, B.	13/3	START	XXX	XXX	XXX	XXX	XXX	XXX	XXX	XXX	XXX	XXX	START	START
9	Alexander, V.	12/7	START	START	START	START	START	XXX	XXX	...	XXX	XXX	START	XXX	START
33	Askew, J.	11/5	START	START	START	...	...	START	START	XXX	XXX	XXX	XXX	XXX	XXX
30	Benson, K.	2/1	XXX	START	...	...	...	...	...	...	...	...	...	...	...
28	Blancato, J.	1/-	XXX	...	...	...	...	...	...	...	...	...	...	...	...
99	Branch, D.	13/13	START	START	START	START	START	START	START	START	START	START	START	START	START
49	Brashear, J.	1/-	XXX	...	...	...	...	...	...	...	...	...	...	...	...
75	Braun, P.	13/13	START	START	START	START	START	START	START	START	START	START	START	START	START
70	Bryan, W.	7/2	START	START	...	...	XXX	XXX	XXX	XXX	...	...	...	...	XXX
85	Bussoletti, A.	1/-	XXX	...	...	...	...	...	...	...	...	...	...	...	...
88	Byrne, L.	2/-	XXX	...	...	...	...	XXX	...	...	...	...	...	...	...
80	Camp, J.	12/11	START	START	START	START	START	START	...	XXX	START	START	START	START	START
10	Campbell, C.	13/-	XXX	XXX	XXX	XXX	XXX	XXX	XXX	XXX	XXX	XXX	XXX	XXX	XXX
29	Carpenter, T.	13/13	START	START	START	START	START	START	START	START	START	START	START	START	START
81	Carter, M.	13/-	XXX	XXX	XXX	XXX	XXX	XXX	XXX	XXX	XXX	XXX	XXX	XXX	XXX
54	Cerge-Henderson	13/10	XXX	START	START	START	START	START	START	START	START	START	START	START	START
93	Chimedza, T.K.	4/-	XXX	...	...	...	...	...	XXX	...	...	...	...	XXX	XXX
72	Clark, C.	6/-	XXX	...	...	...	XXX	XXX	...	XXX	...	...	XXX	...	XXX
66	Coco, J.	11/4	XXX	XXX	XXX	XXX	XXX	XXX	...	XXX	XXX	XXX	XXX	...	XXX
35	Cole, J.	6/-	XXX	XXX	XXX	XXX	XXX	...	...	...	...	...	...	...	XXX
43	Cooksey, T.	13/-	XXX	XXX	XXX	XXX	XXX	XXX	XXX	XXX	XXX	XXX	XXX	XXX	XXX
55	Cooper, K.	11/7	...	...	XXX	XXX	XXX	XXX	START	START	START	START	START	START	START
31	Cottrell, N.	13/-	XXX	XXX	XXX	XXX	XXX	XXX	XXX	XXX	XXX	XXX	XXX	XXX	XXX
32	Curry, D.	13/12	START	START	START	START	START	START	START	START	START	START	START	START	START
20	Davis, M.	2/-	XXX	...	...	...	XXX	...	...	...	...	...	...	...	...
88	Davis, S.	13/-	XXX	XXX	XXX	XXX	XXX	XXX	XXX	XXX	XXX	XXX	XXX	XXX	XXX
91	Dawson, K.	2/-	...	...	...	...	XXX	...	...	XXX	...	...	...	...	...
78	DeFoor, J.	9/-	XXX	XXX	XXX	XXX	XXX	XXX	...	XXX	XXX	XXX	...	...	...
52	Dingle, J.	4/-	XXX	XXX	XXX	XXX	...	...	...	...	...	...	...	...	...
84	Dolphus, S.	8/2	XXX	XXX	...	XXX	XXX	XXX	START	START	XXX	...	...	...	...
42	Domineck, J.	3/-	XXX	XXX	XXX	...	...	...	...	...	...	...	...	...	...
46	Gant, X.	4/-	XXX	XXX	...	...	XXX	...	...	XXX	...	...	...	...	...
97	Glanton, B.	7/-	XXX	XXX	...	XXX	XXX	XXX	...	XXX	...	...	XXX	...	...
4	Graham, J.	3/-	...	...	...	...	...	XXX	XXX	...	...	...	XXX	...	...
92	Griffin, Q.	2/-	XXX	...	...	...	...	...	...	XXX	...	...	...	...	...
56	Hansen, C.	11/9	XXX	...	...	XXX	START	START	START	START	START	START	START	START	START
27	Harvin II, P.	12/-	XXX	XXX	XXX	XXX	XXX	XXX	XXX	XXX	XXX	XXX	XXX	XXX	XXX
86	Hawkins-Anderson	3/-	...	...	...	...	XXX	...	...	XXX	XXX	...	...	...	...
41	Henderson, J.	8/-	XXX	XXX	XXX	XXX	XXX	XXX	XXX	...	...	...	...	...	...
15	Howard, J.	13/7	XXX	XXX	XXX	START	START	START	XXX	XXX	START	START	START	START	START
62	Ivemyer, B.	7/1	XXX	...	XXX	XXX	XXX	XXX	START	XXX	...	...	...	...	...
44	Jackson, Q.	13/-	XXX	XXX	XXX	XXX	XXX	XXX	XXX	XXX	XXX	XXX	XXX	XXX	XXX
25	Jackson, T.	10/-	XXX	XXX	XXX	XXX	XXX	...	...	XXX	XXX	XXX	XXX	XXX	XXX
2	Jarrett, O.	6/-	XXX	...	XXX	XXX	XXX	XXX	...	...	XXX	...	...	...	...
48	Johns, L.	1/-	...	...	...	...	...	...	XXX	...	...	...	...	...	...
23	Johnson, J.	13/13	START	START	START	START	START	START	START	START	START	START	START	START	START
12	Jordan-Swilling	11/1	...	...	START	XXX	XXX	XXX	XXX	XXX	XXX	XXX	XXX	XXX	XXX
38	Karr, A.	13/3	XXX	XXX	XXX	START	START	XXX	XXX	XXX	XXX	XXX	XXX	START	XXX
37	King, B.	4/-	XXX	XXX	XXX	XXX	...	...	...	...	...	...	...	...	...
14	King, J.	3/-	XXX	XXX	...	...	XXX	...	...	...	...	...	...	...	...
53	Lee, J.	12/6	START	START	START	START	START	START	...	XXX	XXX	XXX	XXX	XXX	XXX
22	Lynch, C.	13/13	START	START	START	START	START	START	START	START	START	START	START	START	START
3M	Macrina, J.	4/-	XXX	...	...	...	XXX	XXX	...	XXX	...	...	...	...	...
77	Mallard, A.	4/-	XXX	XXX	...	...	XXX	...	XXX	...	...	...	...	...	...
11	Malloy, C.	1/-	...	...	...	...	...	...	...	XXX	...	...	...	...	...
50	Marshall, A.	12/12	START	START	START	START	START	START	...	START	START	START	START	START	START
16	Marshall, T.	12/12	START	START	START	START	START	START	...	START	START	START	START	START	START
96	Marlin, C.	6/-	XXX	XXX	XXX	XXX	XXX	...	...	...	XXX	...	...	...	...
24	Mason, J.	13/5	START	XXX	START	XXX	XXX	START	START	XXX	XXX	START	XXX	XXX	XXX
57	Minihan, M.	2/-	...	XXX	...	...	XXX	...	...	...	...	...	...	...	...
51	Mitchell, B.	13/13	START	START	START	START	START	START	START	START	START	START	START	START	START
60	Morgan, B.	11/3	START	...	START	START	XXX	XXX	...	XXX	XXX	XXX	XXX	XXX	XXX
59	Morgan, S.	10/-	XXX	XXX	XXX	XXX	XXX	XXX	...	XXX	XXX	XXX	XXX	XXX	XXX
40	Oliver, K.	13/-	XXX	XXX	XXX	XXX	XXX	XXX	XXX	XXX	XXX	XXX	XXX	XXX	XXX
8	Oliver, T.	12/1	XXX	XXX	...	XXX	XXX	XXX	XXX	START	XXX	XXX	XXX	XXX	XXX
89	Owens, A.	13/-	XXX	XXX	XXX	XXX	XXX	XXX	XXX	XXX	XXX	XXX	XXX	XXX	XXX
73	Quinney, Z.	13/12	XXX	START	START	START	START	START	START	START	START	START	START	START	START

## CAREER STARTS

NAME	'15	'16	'17	'18	TOT.	CONS.
B. Stewart	5	13	11	13	42	40
B. Mitchell	3	13	9	13	38	16
C. Lynch	6	8	6	13	33	16
P. Braun	-	8	11	13	32	32
Q. Searcy	-	6	11	13	30	24
W. Bryan	6	11	6	2	25	-
D. Branch	-	-	11	13	24	24
T. Marshall	-	-	11	12	23	5
K. Cerge-Henderson	3	7	1	10	21	-
A. Marshall	-	9	-	12	21	6
A. Saint-Amour	-	-	7	13	20	13
K. Cooper	-	1	11	7	19	7
J. Lee	-	3	8	6	17	-
V. Alexander	-	-	10	7	17	1
D. Curry	-	1	-	12	13	10
T. Carpenter	-	-	-	13	13	13
J. Johnson	-	-	-	13	13	13
M. Rivera	-	-	-	13	13	13
Z. Quinney	-	-	-	12	12	12
K. Benson	-	-	11	1	12	-
J. Camp	-	-	-	11	11	5
T. Swilling	-	-	-	11	11	8
B. Glanton	-	-	10	-	10	-
L. Simmons	-	2	-	7	9	1
C. Hansen	-	-	-	9	9	9
J. Howard	-	-	-	7	7	3
C. Thomas	-	-	-	6	6	1
J. Askew	-	-	-	5	5	-
J. Mason	-	-	-	5	5	-
N. Cottrell	-	-	-	3	3	-
B. Morgan	-	-	-	3	3	-
A. Kerr	-	-	-	3	3	-
B. Adams	-	-	-	3	3	2
S. Dolphus	-	-	-	2	2	-
B. Ivemyer	-	-	1	1	2	-
C. Campbell	-	-	1	-	1	-
T. Jackson	-	-	1	-	1	-
B. Jordan-Swilling	-	-	1	-	1	-
T. Oliver	-	-	-	1	1	-

## CAREER GAMES

NAME	'14	'15	'16	'17	'18	TOT.	CONS.
B. Stewart	-	12	13	11	13	49	49
V. Alexander	-	12	13	11	12	48	5
C. Lynch	-	12	13	10	13	48	23
B. Mitchell	-	12	13	10	13	47	16
J. Johnson	-	10	11	11	13	46	28
A. Marshall	10	12	11	-	12	45	6
A. Saint-Amour	-	7	13	11	13	44	41
Cerge-Henderson	-	6	13	10	13	42	22
T. Jackson	-	11	13	8	10	42	5
W. Bryan	-	10	13	11	7	41	1
Q. Searcy	-	3	13	11	13	40	37
P. Braun	-	-	12	11	13	36	36
L. Simmons	-	-	13	11	10	35	1
N. Cottrell	-	-	11	11	13	35	31
J. Camp	-	-	11	11	12	34	6
T. Marshall	-	9	2	11	12	34	5
B. Adams	-	9	11	13	13	33	26
D. Branch	-	-	9	11	13	33	29
C. Campbell	-	-	9	11	13	33	26
J. Lee	-	-	10	10	12	31	6
B. Morgan	-	-	13	4	11	28	6
K. Cooper	-	-	5	11	11	27	11
D. Curry	-	-	13	-	13	26	13
B. Glanton	-	-	6	11	7	24	-
A. Kerr	-	-	-	11	13	24	24
T. Cooksey	-	-	4	6	13	23	13
P. Harvin III	-	-	-	11	12	23	7
J. Howard	-	-	-	9	13	22	19





## CAREER GAMES (CON'T)

NAME	'14	'15	'16	'17	'18	TOT.	CONS.
B. Jordan-Swilling	-	-	-	11	11	22	11
J. Askew	-	-	-	10	11	21	8
A. Owens	-	-	-	8	13	21	13
K. Benson	-	-	7	11	2	20	-
J. Henderson	-	-	-	11	8	19	-
T. Carpenter	-	-	-	6	13	19	17
S. Davis	-	-	1	5	13	19	13
T. Merrweather	5	-	4	9	-	18	-
Q. Jarrett	-	-	1	10	6	17	-
B. Ivemeyer	-	-	1	8	7	16	-
C. Hansen	-	-	-	3	11	14	10
S. Morgan	-	-	-	3	10	13	-
M. Carter	-	-	-	-	13	13	13
Q. Jackson	-	-	-	-	13	13	13
J. Mason	-	-	-	-	13	13	13
K. Oliver	-	-	-	-	13	13	13
Z. Quinney	-	-	-	-	13	13	13
M. Rivera	-	-	-	-	13	13	13
J. Thomas	-	-	-	-	13	13	13
B. King	-	-	-	8	4	12	-
T. Oliver	-	-	-	-	12	12	10
T. Swilling	-	-	-	-	12	12	9
J. Coco	-	-	-	-	11	11	1
S. Dolphus	-	-	-	3	8	11	-
Z. Roberts	-	-	-	-	11	11	7
C. Thomas	-	-	-	-	10	10	-
W. Wells	-	-	-	-	10	10	9
L. Johnson	-	-	-	9	-	9	-
J. DeFoor	-	-	-	-	9	9	3
J. Cole	-	-	-	3	6	9	1
C. Martin	-	-	-	2	5	7	-
J. Tukes	-	-	-	-	7	7	-
X. Gantt	-	-	-	2	4	6	-
Hawkins-Anderson	-	-	-	-	3	3	6
A. Showell	-	-	-	-	6	6	-
C. Clark	-	-	-	-	6	6	1
M. Davis	-	1	1	1	2	5	-
J. Dingle	-	-	-	-	4	4	-
J. Macrina	-	-	-	-	4	4	-
A. Mallard	-	-	-	-	4	4	-
Z. Walton	-	-	-	-	4	4	-
T.K. Chimedza	-	-	-	-	4	4	2
J. Domineck	-	-	-	-	3	3	-
J. King	-	-	-	-	3	3	-
J. Graham	-	-	-	-	3	3	-
J. Brashear	-	-	-	1	1	2	-
A. Bussoletti	-	-	-	1	1	2	-
L. Byrne	-	-	-	-	2	2	-
K. Dawson	-	-	-	-	2	2	-
M. Minihan	-	-	-	-	2	2	-
A. Sanders	-	-	-	-	2	2	-
D. Smith	-	-	-	-	2	2	-
Q. Griffin	-	-	-	-	2	2	-
J. Blacato	-	-	-	-	1	1	-
D. Brooks	-	-	-	1	-	1	-
C. Hunt	-	1	-	-	-	1	-
L. Johns	-	-	-	-	1	1	-
C. Malloy	-	-	-	-	1	1	-

## 2018 GAME PARTICIPATION (CON'T)

#	Name	GP/GS	ASU	USF	UP	CU	BG	UL	DU	VT	NC	UM	UVA	UGA	MINN
36	Rivera, M.	13/13	START	START	START	START	START	START	START	START	START	START	START	START	START
67	Roberts, Z.	11/-	XXX	...	XXX	XXX	XXX	...	XXX	XXX	XXX	XXX	XXX	XXX	XXX
94	Saint-Amour, A.	13/13	START	START	START	START	START	START	START	START	START	START	START	START	START
82	Sanders, A.	2/-	...	...	...	...	XXX	...	...	XXX	...	...	...	...	...
1	Searcy, Q.	13/13	START	START	START	START	START	START	START	START	START	START	START	START	START
13	Showell, A.	6/-	...	...	XXX	XXX	XXX	XXX	XXX	...	...	...	...	XXX	...
6	Simmons, L.	10/7	...	XXX	XXX	START	START	...	XXX	START	START	START	START	...	START
1S	Smith, Devin	2/-	...	...	...	...	XXX	XXX	...	...	...	...	...	...	...
83	Stewart, B.	13/13	START	START	START	START	START	START	START	START	START	START	START	START	START
3	Swilling, T.	12/11	START	START	START	...	XXX	START	START	START	START	START	START	START	START
45	Thomas, C.	10/6	XXX	XXX	...	...	XXX	START	START	START	START	START	XXX	START	...
28	Thomas, J.	13/-	XXX	XXX	XXX	XXX	XXX	XXX	XXX	XXX	XXX	XXX	XXX	XXX	XXX
47	Tukes, J.	7/-	XXX	...	XXX	...	XXX	XXX	XXX	XXX	XXX	XXX	...	...	...
21	Walton, Z.	4/-	XXX	XXX	...	XXX	...	...	...	XXX	...	...	...	...	...
3W	Wells, W.	10/-	XXX	...	...	...	XXX	XXX	XXX	XXX	XXX	XXX	XXX	XXX	XXX

## GEORGIA TECH INDIVIDUAL GAME HIGHS

<b>Rushes</b>	40	Tobias Oliver at Virginia Tech (Oct 25, 2018)
<b>Yards Rushing</b>	215	Tobias Oliver at Virginia Tech (Oct 25, 2018)
<b>TD Rushes</b>	3	Tobias Oliver at USF (Sep 08, 2018) Tobias Oliver at Virginia Tech (Oct 25, 2018) Jordan Mason at Virginia Tech (Oct 25, 2018)
<b>Long Rush</b>	65	Tobias Oliver at Louisville (Oct 05, 2018)
<b>Pass attempts</b>	18	TaQuon Marshall vs Alcorn St. (Sep 01, 2018) TaQuon Marshall at USF (Sep 08, 2018)
<b>Pass completions</b>	9	TaQuon Marshall vs Alcorn St. (Sep 01, 2018) TaQuon Marshall at USF (Sep 08, 2018)
<b>Yards Passing</b>	183	TaQuon Marshall at USF (Sep 08, 2018)
<b>TD Passes</b>	1	Seven players
<b>Long Pass</b>	86	Tobias Oliver at North Carolina (Nov 03, 2018)
<b>Receptions</b>	4	Brad Stewart vs Alcorn St. (Sep 01, 2018)
<b>Yards Receiving</b>	111	Clinton Lynch at USF (Sep 08, 2018)
<b>TD Receptions</b>	1	Seven players
<b>Long Reception</b>	86	Qua Searcy at North Carolina (Nov 03, 2018)
<b>Field Goals</b>	4	Wesley Wells vs Virginia (Nov 17, 2018)
<b>Long Field Goal</b>	48	Wesley Wells vs Virginia (Nov 17, 2018)
<b>Punts</b>	6	Pressley Harvin III vs Clemson (Sep 22, 2018)
<b>Punting Avg</b>	53.0	P. Harvin III vs Bowling Green (Sep 29, 2018)
<b>Long Punt</b>	62	Pressley Harvin III at USF (Sep 08, 2018)
<b>Punts inside 20</b>	3	Pressley Harvin III vs Duke (Oct 13, 2018)
<b>Long Punt Return</b>	25	Juaneyh Thomas vs Alcorn St. (Sep 01, 2018)
<b>Long Kickoff Return</b>	100	Juaneyh Thomas at Georgia (Nov 24, 2018)
<b>Tackles</b>	10	Malik Rivera vs Bowling Green (Sep 29, 2018) Malik Rivera at North Carolina (Nov 03, 2018) Tariq Carpenter vs Virginia (Nov 17, 2018)
<b>Sacks</b>	2.0	Kyle Cerge-Henderson at USF (Sep 08, 2018) Anree Saint-Amour vs Duke (Oct 13, 2018)
<b>Tackles For Loss</b>	3.0	Kyle Cerge-Henderson at USF (Sep 08, 2018) Jalen Johnson vs Miami (Fla.) (Nov 10, 2018)
<b>Interceptions</b>	1	12 players

## GEORGIA TECH TEAM GAME HIGHS

<b>Rushes</b>	78	at Virginia Tech (Oct 25, 2018)
<b>Yards Rushing</b>	542	at Louisville (Oct 05, 2018)
<b>Yards Per Rush</b>	8.3	at Louisville (Oct 05, 2018)
<b>TD Rushes</b>	8	vs Bowling Green (Sep 29, 2018) at Louisville (Oct 05, 2018)
<b>Pass attempts</b>	18	vs Alcorn St. (Sep 01, 2018) at USF (Sep 08, 2018)
<b>Pass completions</b>	9	vs Alcorn St. (Sep 01, 2018) at USF (Sep 08, 2018)
<b>Yards Passing</b>	183	at USF (Sep 08, 2018)
<b>Yards Per Pass</b>	52.0	at North Carolina (Nov 03, 2018)
<b>TD Passes</b>	1	Seven times (last: at UGA, Nov 24, 2018)
<b>Total Plays</b>	79	at Virginia Tech (Oct 25, 2018)
<b>Total Offense</b>	602	at USF (Sep 08, 2018)
<b>Yards Per Play</b>	9.5	vs Bowling Green (Sep 29, 2018)
<b>Points</b>	66	at Louisville (Oct 05, 2018)
<b>Sacks By</b>	4	vs Duke (Oct 13, 2018)
<b>First Downs</b>	35	at Virginia Tech (Oct 25, 2018)
<b>Penalties</b>	8	at USF (Sep 08, 2018)
<b>Penalty Yards</b>	80	at USF (Sep 08, 2018)
<b>Turnovers</b>	3	Four times (last: at North Carolina, Nov 03, 2018)
<b>Interceptions By</b>	3	at North Carolina (Nov 03, 2018)
<b>Punts</b>	6	vs Clemson (Sep 22, 2018)
<b>Punting Avg</b>	53.0	vs Bowling Green (Sep 29, 2018)
<b>Long Punt</b>	62	at USF (Sep 08, 2018)
<b>Punts inside 20</b>	3	vs Duke (Oct 13, 2018)
<b>Long Punt Return</b>	25	vs Alcorn St. (Sep 01, 2018)

## OPPONENT INDIVIDUAL GAME HIGHS

<b>Rushes</b>	31	Ibrahim, M. vs Minnesota (Dec 26, 2018)
<b>Yards Rushing</b>	224	Ibrahim, M. vs Minnesota (Dec 26, 2018)
<b>TD Rushes</b>	2	Barnett, Blake, at USF (Sep 08, 2018) Olsson, Q., at Pitt (Sep 15, 2018) Ibrahim, M. vs Minnesota (Dec 26, 2018)
<b>Long Rush</b>	57	Ibrahim, M. vs Minnesota (Dec 26, 2018)
<b>Pass attempts</b>	44	Doege, Jarret, vs Bowling Green (Sep 29, 2018)
<b>Pass completions</b>	27	Doege, Jarret, vs Bowling Green (Sep 29, 2018)
<b>Yards Passing</b>	305	Doege, Jarret, vs Bowling Green (Sep 29, 2018)
<b>TD Passes</b>	4	T. Lawrence, vs Clemson (Sep 22, 2018) Jake Fromm, at Georgia (Nov 24, 2018)
<b>Long Pass</b>	60	Pickett, K., at Pitt (Sep 15, 2018)
<b>Receptions</b>	10	McCants, Tyre, at USF (Sep 08, 2018) MILLER, Scott, vs Bowling Green (Sep 29, 2018) Zachaeus, O. vs Virginia (Nov 17, 2018)
<b>Yards Receiving</b>	117	Miller, Scott, vs Bowling Green (Sep 29, 2018)
<b>TD Receptions</b>	2	Atwell, Tut., at Louisville (Oct 05, 2018) Riley Ridley, at Georgia (Nov 24, 2018) Johnson, Tyler, vs Minnesota (Dec 26, 2018)
<b>Long Reception</b>	60	Mack, T., at Pitt (Sep 15, 2018)
<b>Field Goals</b>	2	Jones, F. at North Carolina (Nov 03, 2018) Delaney, B. vs Virginia (Nov 17, 2018) Carpenter, Emmitt, vs Minnesota (Dec 26, 2018)
<b>Long Field Goal</b>	46	Creque, Bla., at Louisville (Oct 05, 2018)
<b>Punts</b>	9	McCullough, C., vs Alcorn St. (Sep 01, 2018)
<b>Punting Avg</b>	50.0	Parker, A. vs Duke (Oct 13, 2018)
<b>Long Punt</b>	57	Parker, A. vs Duke (Oct 13, 2018)
<b>Punts inside 20</b>	4	McCullough, C., vs Alcorn St. (Sep 01, 2018)
<b>Long Punt Return</b>	27	Meccle Hardman, at Georgia (Nov 24, 2018)
<b>Long Kickoff Return</b>	98	Horne, Terrence, at USF (Sep 08, 2018)
<b>Tackles</b>	22	Holcomb, C. at North Carolina (Nov 03, 2018)
<b>Sacks</b>	2.0	Johnson, L. vs Duke (Oct 13, 2018)
<b>Tackles For Loss</b>	4.0	Rumph II, C. vs Duke (Oct 13, 2018)
<b>Interceptions</b>	1	Four players tied with

## OPPONENT TEAM GAME HIGHS

<b>Rushes</b>	44	at USF (Sep 08, 2018)
<b>Yards Rushing</b>	285	at Georgia (Nov 24, 2018)
<b>Yards Per Rush</b>	6.9	vs Clemson (Sep 22, 2018)
<b>TD Rushes</b>	3	at USF (Sep 08, 2018) at Pitt (Sep 15, 2018) vs Miami (Fla.) (Nov 10, 2018)
<b>Pass attempts</b>	49	vs Bowling Green (Sep 29, 2018)
<b>Pass completions</b>	29	vs Bowling Green (Sep 29, 2018)
<b>Yards Passing</b>	370	at Louisville (Oct 05, 2018)
<b>Yards Per Pass</b>	10.2	vs Minnesota (Dec 26, 2018)
<b>TD Passes</b>	4	vs Clemson (Sep 22, 2018) at Georgia (Nov 24, 2018)
<b>Total Plays</b>	87	vs Bowling Green (Sep 29, 2018)
<b>Total Offense</b>	483	at Louisville (Oct 05, 2018)
<b>Yards Per Play</b>	7.3	at Georgia (Nov 24, 2018)
<b>Points</b>	49	at USF (Sep 08, 2018) vs Clemson (Sep 22, 2018)
<b>Sacks By</b>	4	vs Clemson (Sep 22, 2018)
<b>First Downs</b>	29	at USF (Sep 08, 2018)
<b>Penalties</b>	8	at Virginia Tech (Oct 25, 2018)
<b>Penalty Yards</b>	87	at Virginia Tech (Oct 25, 2018)
<b>Turnovers</b>	3	6 times (last: vs Miami (Fla.), Nov 10, 2018)
<b>Interceptions By</b>	2	at USF (Sep 08, 2018)
<b>Punts</b>	9	vs Alcorn St. (Sep 01, 2018)
<b>Punting Avg</b>	50.0	vs Duke (Oct 13, 2018)
<b>Long Punt</b>	57	vs Duke (Oct 13, 2018)
<b>Punts inside 20</b>	4	vs Alcorn St. (Sep 01, 2018)
<b>Long Punt Return</b>	27	at Georgia (Nov 24, 2018)



## TEAM

	GEORGIA TECH	OPPONENT
<b>Scored 50 Points</b>	Oct. 5, 2018 at Louisville (66)	Nov. 14, 2013 by Clemson (55)
<b>Scored 50 Points, ACC Game</b>	Oct. 5, 2018 at Louisville (66)	Nov. 14, 2013 by Clemson (55)
<b>Scored 35 Points, Half</b>	Oct. 5, 2018 at Louisville (35/2nd)	Nov. 24, 2018 by No. 5 Georgia (38/1st)
<b>Scored 28 Points, Quarter</b>	Sept. 3, 2015 vs. Florida State (34/1st)	Dec. 31, 2008 by LSU (28/2nd) (Chick-fil-A Bowl)
<b>Scored 0 Points</b>	Oct. 18, 1997 at Florida State	Sept. 1, 2018 by Alcorn State
<b>Scored 0 Points, Half</b>	Sept. 15, 2018 at Pitt (1st)	Sept. 1, 2018 by Alcorn State (2nd)
<b>Overcame 10-Point Deficit, Win</b>	Oct. 21, 2017 vs. Wake Forest (10-21)	Sept. 8, 2018 by USF (28-38)
<b>Overcame 10-Point Halftime Deficit, Win</b>	Nov. 29, 2008 at Georgia (12-28)	Nov. 30, 2013 by Georgia (20/7) (7-20)
<b>40-Point Margin of Victory</b>	Sept. 29, 2018 vs. Bowling Green (63-17)	Sept. 24, 2005 by Virginia (7-51)
<b>30-39-Point Margin of Victory</b>	Oct. 5, 2018 at Louisville (66-31)	Nov. 25, 2017 by No. 7 Georgia (38-7)
<b>Scored 30 Points or more, Loss</b>	Sept. 8, 2018 at USF (38)	Oct. 5, 2018 by Louisville (31)
<b>Scored fewer than 10 Points, Win</b>	Nov. 11, 2006 at North Carolina (7-0)	Dec. 2, 2006 by Wake Forest (9-6)
<b>7 Touchdowns</b>	Oct. 25, 2018 at Virginia Tech (7)	Sept. 22, 2018 by No. 3/2 Clemson (7)
<b>0 Touchdowns</b>	Dec. 31, 2008 vs. LSU	Sept. 1, 2018 by Alcorn State
<b>5+ Rushing Touchdowns</b>	Oct. 25, 2018 at Virginia Tech (7)	Nov. 5, 2016 by No. 18/17 North Carolina (5)
<b>4+ Passing Touchdowns</b>	Sept. 13, 2014 vs. Georgia Southern (4)	Nov. 24, 2018 by No. 5 Georgia (4)
<b>Interception Return for TD</b>	Oct. 5, 2018 at Louisville	Nov. 11, 2017 by No. 17 Virginia Tech
	Juanyeh Thomas (95 yards) (Jordan Travis pass)	Greg Stroman (24 yards) (TaQuon Marshall pass)
<b>Fumble Return for TD</b>	Sept. 1, 2018 vs. Alcorn State; David Curry (15 yards)	Nov. 3, 2018 at North Carolina; Malik Carney (20 yards)
<b>Punt Return for TD</b>	Sept. 10, 2009 vs. Clemson; Jerrard Tarrant (85 yards)	Sept. 23, 2017 by Pittsburgh; Quadree Henderson (80 yards)
<b>Blocked Punt Return for TD</b>	Sept. 27, 1997 vs. Clemson	Sept. 25, 2010 by NC State
	Block by Ajenavi Eziemefie, D'Jay Jones recovered for TD	Asa Watson blocked and recovered for a touchdown
<b>Kickoff Return for TD</b>	Nov. 24, 2018 at No. 5 Georgia; Juanyeh Thomas (100-yard return)	Sept. 8, 2018 by USF; Terrence Horne (98 yards)
		Sept. 8, 2018 by USF; Terrence Horne (97 yards)
<b>2 Non-Offensive TDs</b>	Nov. 8, 2014 at NC State (INT return, fumble return)	Sept. 8, 2018 by USF (2 kickoff returns)
<b>4 Field Goals Made</b>	Dec. 31, 2016 vs. Kentucky (4)	Oct. 14, 2017 by No. 11/10 Miami (4)
<b>3 Field Goals Missed</b>	Oct. 20, 2012 vs. Boston College (3)	Sept. 29, 2007 by Clemson (4)
<b>5 Field Goals Attempted</b>	Dec. 31, 2011 vs. Utah (5)	Nov. 17, 2007 by North Carolina (5)
<b>50-yard Field Goal Made</b>	Dec. 31, 2016 vs. Kentucky (Harrison Butker, 52)	Sept. 23, 2017 by Pittsburgh; Alex Kessman (55 yards)
<b>Missed PAT</b>	Sept. 15, 2018 at Pitt	Nov. 18, 2017 by Duke
<b>Missed more than 1 PAT</b>	Nov. 3, 2012 at Maryland (2)	Nov. 5, 1977 by Notre Dame (2)
<b>Made 2-Point Conversion</b>	Nov. 17, 2018 vs. Virginia (OT)	Nov. 3, 2018 by North Carolina (N. Elliott pass to A. Ratliff)
	(2x - T. Marshall rush; C. Lynch rush)	
<b>Failed 2-Point Conversion</b>	Sept. 15, 2018 at Pitt (TaQuon Marshall pass failed)	Nov. 11, 2017 by No. 17 Virginia Tech (Josh Jackson pass failed)
<b>Two+ 2-Point Conversions Att.</b>	Nov. 17, 2018 vs. Virginia (OT) (2, 2 converted)	Nov. 11, 2017 by No. 17 Virginia Tech (2, 2 failed)
<b>Defensive Extra Point Scored</b>	Oct. 28, 1989 at Duke	None recorded
	Ken Swilling 99-yard INT return (Steve Prince pass)	
<b>Recorded Safety</b>	Nov. 17, 2018 vs. Virginia (OT)	Nov. 4, 2017 by Virginia
	Virginia fumbled into the back of the end zone	GT recovered a fumble in their own end zone
<b>Blocked Field Goal</b>	Nov. 12, 2016 at No. 18/22 Virginia Tech	Sept. 4, 2017 by No. 25/24 Tennessee (20T)
	TEAM blocked Joey Slye's attempt	Paul Bain blocked Shawn Davis' attempt
<b>Blocked PAT</b>	Nov. 8, 2014 at NC State (Adam Gotsis)	Nov. 18, 2017 by Duke (Mike Ramsay)
<b>Blocked Punt</b>	Dec. 31, 2016 vs. Kentucky	Dec. 31, 2016 by Kentucky
	Antonio Simmons blocked punt of Lester Coleman	Nico Frios blocked punt of Ryan Rodwell
<b>Blocked 2 Kicks/Punts</b>	Dec. 30, 2013 vs. Ole Miss (field goal/PAT)	Nov. 4, 1989 by Western Carolina (2 FGAs)
<b>30+ First Downs</b>	Oct. 25, 2018 at Virginia Tech (35)	Nov. 18, 2017 by Duke (30)
<b>10 (or fewer) First Downs</b>	Oct. 28, 2017 at No. 7 Clemson (10)	Sept. 1, 2018 by Alcorn State (9)
<b>500-599 Yards Total Offense</b>	Oct. 5, 2018 at Louisville (554)	Nov. 18, 2017 by Duke (500)
<b>600+ Yards Total Offense</b>	Sept. 8, 2018 at USF (602)	Nov. 5, 2016 by No. 18/17 North Carolina (636)
<b>&lt; 200 Yards Total Offense</b>	Sept. 22, 2016 vs. No. 5/3 Clemson (124)	Sept. 1, 2018 by Alcorn State (146)
<b>&lt; 100 Yards Total Offense</b>	Nov. 18, 1961 at Alabama (96)	Oct. 9, 2004 by Maryland (82)
<b>300+ Yards Total Offense, Half</b>	Sept. 8, 2018 at USF (337/2nd)	Nov. 12, 2016 by No. 18/22 Virginia Tech (316/2nd)
<b>&lt; 50 Yards Total Offense, Half</b>	Sept. 22, 2016 vs. No. 5/3 Clemson (22/1st)	Sept. 9, 2017 by Jacksonville State (45/2nd)
<b>90 Offensive Plays</b>	Sept. 4, 2017 vs. No. 25/24 Tennessee (20T) (96)	Oct. 26, 2013 by Virginia (93)
<b>50 (or fewer) Offensive Plays</b>	Nov. 19, 2016 vs. Virginia (41)	Oct. 25, 2018 by Virginia Tech (47)
<b>300-399 Yards Rushing</b>	Sept. 29, 2018 vs. Bowling Green (376)	Nov. 18, 2017 by Duke (319)
<b>400+ Yards Rushing</b>	Nov. 3, 2018 at North Carolina (461)	Nov. 27, 1975 by Georgia (431)
<b>50 Yards (or less) Rushing</b>	Nov. 27, 2004 at Georgia (24)	Sept. 23, 2017 by Pittsburgh (37)
<b>0 Yards (or less) Rushing</b>	1968 (two times - vs. Notre Dame and Navy)	Nov. 2, 2013 by Pittsburgh (-5)
<b>60+ Rushing Attempts</b>	Oct. 25, 2018 at Virginia Tech (78)	Oct. 5, 2002 by Wake Forest (60)
<b>30 (or fewer) Rushing Attempts</b>	Nov. 1, 2007 vs. Virginia Tech (26)	Nov. 10, 2018 by Miami (Fla.)
<b>25+ Pass Completions</b>	Sept. 10, 2005 vs. North Carolina (25)	Sept. 29, 2018 by Bowling Green (29)
<b>5 (or fewer) Pass Completions</b>	Nov. 24, 2018 at No. 5 Georgia (5)	Oct. 1, 1994 by NC State (3)



## TEAM

	GEORGIA TECH	OPPONENT
<b>40+ Pass Attempts</b>	Sept. 22, 2007 at Virginia (40)	Oct. 5, 2018 by Louisville (44)
<b>10 (or fewer) Pass Attempts</b>	Nov. 17, 2018 vs. Virginia (OT) (8)	Nov. 30, 1985 by Georgia (10)
<b>Threw 3 Interceptions</b>	Nov. 1, 2007 vs. Virginia Tech (5)	Nov. 3, 2018 by North Carolina (3)
<b>300-399 Yards Passing</b>	Sept. 1, 2011 vs. Western Carolina (365)	Oct. 5, 2018 by Louisville (370)
<b>400+ Yards Passing</b>	Nov. 10, 2001 at Virginia (486)	Dec. 31, 2014 by Mississippi State (453)
<b>100 (or less) Yards Passing</b>	Nov. 24, 2018 at No. 5 Georgia (91)	Sept. 1, 2018 by Alcorn State (69)
<b>Completed 70 Percent of Passes</b>	Nov. 10, 2018 vs. Miami (Fla.) (.750, 3-of-4)	Nov. 24, 2018 by No. 5 Georgia (.789, 15-of-19)
<b>5+ Fumbles</b>	Oct. 13, 2018 vs. Duke (6)	Oct. 25, 2014 by Pittsburgh (7)
<b>4+ Fumbles Lost</b>	Sept. 23, 2017 vs. Pittsburgh (4)	Oct. 25, 2014 by Pittsburgh (6)
<b>5 Turnovers</b>	Oct. 26, 2013 at Virginia (5)	Oct. 25, 2014 by Pittsburgh (6)
<b>0 Turnovers</b>	Oct. 5, 2018 at Louisville	Nov. 25, 2017 by No. 7 Georgia
<b>10 Penalties</b>	Oct. 12, 2013 at BYU (10)	Sept. 22, 2016 by No. 5/3 Clemson (10)
<b>2 (or fewer) Penalties</b>	Nov. 24, 2018 at No. 5 Georgia (2)	Nov. 24, 2018 by No. 5 Georgia (2)
<b>100+ Penalty Yards</b>	Oct. 20, 2007 vs. Army (110)	Oct. 28, 2004 by Virginia Tech (108)
<b>10 (or fewer) Penalty Yards</b>	Oct. 14, 2017 vs. No. 11/10 Miami (6)	Nov. 24, 2018 by No. 5 Georgia (10)
<b>10 Punts</b>	Sept. 29, 2007 vs. Clemson (10)	Oct. 11, 2008 by Gardner-Webb (10)
<b>0 Punts</b>	Oct. 5, 2018 at Louisville	Dec. 5, 2009 by Clemson
<b>10 Third-Down Conversions</b>	Nov. 17, 2018 vs. Virginia (OT) (10)	Sept. 29, 2018 by Bowling Green (11)
<b>2+ Fourth-Down Conversions</b>	Nov. 3, 2018 at North Carolina (2-of-4)	Oct. 5, 2018 by Louisville (2-of-3)
<b>4 Fourth-Down Attempts</b>	Nov. 24, 2018 at No. 5 Georgia (3-of-6)	Nov. 11, 2017 by No. 17 Virginia Tech (2-of-4)
<b>37:00 or higher TOP</b>	Oct. 25, 2018 at Virginia Tech (42:18)	Nov. 19, 2016 by Virginia (38:37)
<b>15 Tackles for Loss</b>	Sept. 1, 2007 at Notre Dame (19)	None Recorded
<b>10 Sacks</b>	Oct. 9, 1993 vs. Maryland (11)	None Recorded
<b>5 Players to Score TD</b>	Oct. 5, 2018 at Louisville (6)	Nov. 25, 2017 by No. 7 Georgia (5)
<b>4 Players to Rush for TD</b>	Oct. 5, 2018 at Louisville (5)	Nov. 10, 2012 by North Carolina (4)
<b>3 Players to Catch TD Pass</b>	Sept. 12, 2015 vs. Tulane (3)	Nov. 24, 2018 by No. 5 Georgia (3)
<b>2 Players to Throw TD Pass</b>	Sept. 17, 2016 vs. Vanderbilt (2 - Justin Thomas & Matthew Jordan)	Nov. 17, 2018 by Virginia (2 - Bryce Perkins & Brennan Armstrong)
<b>15-Play+ Touchdown Drive</b>	Oct. 13, 2018 vs. Duke (15)	Nov. 10, 2018 by Miami (Fla.) (15)
<b>8-Minute+ Touchdown Drive</b>	Sept. 30, 2017 vs. North Carolina (8:54)	Sept. 9, 2017 by Jacksonville State (8:11)
<b>90-Yard+ Touchdown Drive</b>	Sept. 15, 2018 at Pitt (99)	Nov. 10, 2018 by Miami (Fla.) (95)
<b>1-Play Touchdown Drive</b>	Nov. 3, 2018 at North Carolina (Q. Searcy 86-yd pass from T. Oliver)	Nov. 24, 2018 by No. 5 Georgia (M. Hardman 44-yd pass from J. Fromm)
<b>Won an Overtime Game</b>	Nov. 17, 2018 vs. Virginia (OT) (30:27)	Sept. 4, 2017 by No. 25/24 Tennessee (2OT) (42-41)
<b>Game Won on Final Play</b>	Oct. 24, 2015 vs. Florida State (Lance Austin 78-yard missed FG return)	Sept. 4, 2017 by No. 25/24 Tennessee (2OT) (stop on a 2-pt conversion att.in the 2OT period)

## BOTH TEAMS COMBINED

<b>90 Points</b>	Oct. 5, 2018 at Louisville (97) (66-31)	<b>10 Fumbles</b>	Oct. 13, 2018 vs. Duke (10)
<b>100+ Rushing Attempts</b>	Oct. 25, 2018 at Virginia Tech (103)	<b>6 Field Goals</b>	Nov. 17, 2018 vs. Virginia (OT) (6)
<b>20 (or fewer) Points</b>	Nov. 28, 2015 vs. Georgia (20) (13-7)	<b>5 Fumbles Lost</b>	Sept. 23, 2017 vs. Pittsburgh (5)
<b>60 (or fewer) Rushing Att.</b>	Sept. 9, 2006 vs. Samford (51)	<b>4 Field Goals Missed</b>	Oct. 20, 2012 vs. Boston College (4)
<b>10 (or fewer) Points</b>	Nov. 11, 2006 at North Carolina (7) (7-0)	<b>10 Turnovers</b>	Nov. 17, 1990 at Wake Forest (10)
<b>700+ Yards Passing</b>	Nov. 10, 2001 at Virginia (813)	<b>8 Field Goals Att.</b>	Nov. 17, 2007 vs. North Carolina (8)
<b>50 Points in a Half</b>	Nov. 23, 2013 vs. Alabama A&M (52/1st)	<b>0 Turnovers</b>	Oct. 15, 2016 vs. Georgia Southern
<b>150 (or fewer) Passing Yds.</b>	Nov. 3, 2012 at Maryland (146)	<b>50 First Downs</b>	Oct. 25, 2018 at Virginia Tech (51)
<b>0 Points in a Half</b>	Nov. 11, 2006 at North Carolina (2nd)	<b>20 Penalties</b>	Sept. 10, 2004 vs. Western Carolina (21)
<b>50 Pass Completions</b>	Sept. 15, 2007 vs. Boston College (50)	<b>25 (or fewer) First Downs</b>	Oct. 18, 2008 at Clemson (24) (12-12)
<b>30 Points in a Quarter</b>	Oct. 5, 2018 at Louisville (35/4th)	<b>5 (or fewer) Penalties</b>	Nov. 24, 2018 at No. 5 Georgia (4)
<b>20 (or fewer) Completions</b>	Oct. 25, 2018 at Virginia Tech (15)	<b>1,000+ Yards Total Offense</b>	Oct. 5, 2018 at Louisville (1,037)
<b>10+ Touchdowns</b>	Oct. 25, 2018 at Virginia Tech (11)	<b>200 Penalty Yards</b>	Sept. 9, 2000 vs. Florida State (254)
<b>90 Pass Attempts</b>	Oct. 26, 2002 vs. Virginia (101)	<b>500 Yds (or fewer) Total Off.</b>	Oct. 22, 2011 at Miami (473)
<b>0 Touchdowns</b>	Dec. 2, 2006 vs. Wake Forest	<b>25 (or fewer) Penalty Yards</b>	Oct. 22, 2011 at Miami (15)
<b>30 (or fewer) Pass Att.</b>	Oct. 25, 2018 at Virginia Tech (23)	<b>160+ Offensive Plays</b>	Oct. 26, 2002 vs. Virginia (165)
<b>5 Touchdowns in a Quarter</b>	Oct. 5, 2018 at Louisville (5/4th)	<b>15+ Punts</b>	Nov. 4, 2017 at Virginia (18)
<b>5 Passes Intercepted</b>	Nov. 1, 2007 vs. Virginia Tech (5)	<b>120 (or fewer) Off. Plays</b>	Nov. 10, 2018 vs. Miami (110)
<b>8 Touchdowns in a Half</b>	Nov. 10, 2012 at North Carolina (8/1st, 8/2nd)	<b>0 Punts</b>	Dec. 5, 2009 vs. Clemson
		<b>600+ Yards Rushing</b>	Oct. 5, 2018 at Louisville (655)
		<b>10 Sacks</b>	Nov. 10, 2007 at Duke (10)
		<b>150 (or fewer) Rushing Yds.</b>	Nov. 19, 2005 at Miami (150)



## INDIVIDUAL

	GEORGIA TECH	OPPONENT
<b>Scored 50 Points</b>	Oct. 5, 2018 at Louisville (66)	Nov. 14, 2013 by Clemson (55)
<b>30+ Rushing Attempts</b>	Oct. 25, 2018 at Virginia Tech, Tobias Oliver (40)	Nov. 8, 2003 by Duke, Chris Douglas (30)
<b>150-199 Yards Rushing</b>	Oct. 5, 2018 at Louisville, TaQuon Marshall (175)	Oct. 14, 2017 by No. 11/10 Miami, Travis Homer (170)
<b>200+ Yards Rushing</b>	Oct. 25, 2018 at Virginia Tech Tobias Oliver (215)	Sept. 29, 2012 by Middle Tennessee St. Benry Cunningham (217)
<b>50+ Pass Attempts</b>	Oct. 6, 2005 vs. NC State, Reggie Ball (53)	Oct. 26, 2013 by Virginia, David Watford (62)
<b>40+ Pass Attempts</b>	Sept. 22, 2007 at Virginia, Taylor Bennett (40)	Sept. 29, 2018 by Bowling Green, Jarret Doege (44)
<b>25+ Pass Completions</b>	Nov. 8, 2003 vs. Duke, Reggie Ball (27)	Sept. 29, 2018 by Bowling Green, Jarret Doege (27)
<b>Threw 3 Interceptions</b>	Nov. 1, 2007 vs. Virginia Tech, Taylor Bennett (4)	Nov. 3, 2018 by North Carolina, Nathan Elliott (3)
<b>300-399 Yards Passing</b>	Oct. 6, 2007 vs. Maryland, Taylor Bennett (309)	Sept. 29, 2018 by Bowling Green, Jarret Doege (305)
<b>400+ Yards Passing</b>	Nov. 10, 2001 at Virginia, George Godsey (486)	Sept. 22, 2012 by Miami, Stephen Morris (436)
<b>Rushed &amp; Passed for 100+ Yds.</b>	Nov. 3, 2018 at North Carolina Tobias Oliver (120/104)	Oct. 3, 2015 by North Carolina Marquise Williams (148/134)
<b>Rushed &amp; Received for 100+ Yds.</b>	Nov. 14, 2013 at Clemson Robert Godhigh (126/203)	Oct. 30, 1997 by North Carolina J. Linton (138/137)
<b>300-399 Yards Total Offense</b>	Nov. 4, 2017 at Virginia, TaQuon Marshall (322)	Oct. 14, 2017 by No. 11/10 Miami, Malik Rosier (317)
<b>400+ Yards Total Offense</b>	Oct. 29, 2016 vs. Duke, Justin Thomas (459)	Oct. 6, 2012 by Clemson, Tajh Boyd (460)
<b>10+ Receptions</b>	Oct. 7, 2006 vs. Maryland, Calvin Johnson (10)	Nov. 17, 2018 by Virginia, Olamide Zacccheaus (10)
<b>100-199 Yards Receiving</b>	Sept. 8, 2018 at USF, Clinton Lynch (111)	Sept. 29, 2018 by Bowling Green, Scott Miller (117)
<b>200+ Yards Receiving</b>	Oct. 4, 2008 vs. Duke, Demaryius Thomas (230)	Dec. 29, 2005 by Utah, Travis Latendresse (214)
<b>4+ Touchdowns Scored</b>	Sept. 4, 2017 vs. No. 25/24 Tennessee (20T) TaQuon Marshall (5)	Nov. 24, 2018 by No. 5 Georgia Jake Fromm (4)
<b>3+ Touchdowns Rushing</b>	Oct. 25, 2018 at Virginia Tech Tobias Oliver/Jordan Mason (3)	Sept. 4, 2017 by No. 25/24 Tennessee (20T) John Kelly (4)
<b>3+ Touchdowns Receiving</b>	Sept. 11, 2004 vs. Clemson Calvin Johnson (3)	Nov. 29, 2008 by Georgia Mohamed Massaquoi (3)
<b>4+ Touchdowns Passing</b>	Sept. 13, 2014 vs. Georgia Southern Justin Thomas (4)	Nov. 24, 2018 by No. 5 Georgia Jake Fromm (4)
<b>Rushing &amp; Receiving TDs</b>	Oct. 14, 2017 vs. No. 11/10 Miami J.J. Green (1/1)	Oct. 14, 2017 by No. 11/10 Miami Travis Homer (1/1)
<b>Rushing &amp; Passing TDs</b>	Nov. 3, 2018 at North Carolina, Tobias Oliver (2/1)	Oct. 25, 2018 by Virginia Tech, Ryan Willis (1/2)
<b>Passing &amp; Receiving TDs</b>	Nov. 17, 2007 vs. North Carolina Taylor Bennett (1/1)	Nov. 18, 2017 by Duke Shaun Wilson (1/2)
<b>3 Field Goals</b>	Nov. 12 2016 at No. 18/22 Virginia Tech Harrison Butker (3-of-3)	Nov. 18, 2017 by Duke Austin Parker (3-of-3)
<b>4+ Field Goals</b>	Nov. 17, 2018 vs. Virginia Wesley Wells (4-of-4)	Oct. 14, 2017 by No. 11/10 Miami Michael Badgley (4-of-4)
<b>5 Field Goal Attempts</b>	Sept. 1, 2007 vs. Notre Dame, Travis Bell (5)	Nov. 17, 2007 by North Carolina, Connor Barth (5)
<b>Made a 50-yard Field Goal</b>	Dec. 31, 2016 vs. Kentucky, Harrison Butker (52)	Sept. 23, 2017 by Pittsburgh, Alex Kessman (55)
<b>Attempted a 60-yard Field Goal</b>	Nov. 24, 2007 vs. North Carolina Travis Bell (62/miss)	Nov. 17, 2007 by North Carolina Connor Barth (63/miss)
<b>10+ Punts</b>	Sept. 15, 2007 vs. Boston College, Durant Brooks (10)	None recorded
<b>60-69 yard Punt</b>	Sept. 8, 2018 at USF, Pressley Harvin III (62)	Nov. 4, 2017 by Virginia, Lester Coleman (63)
<b>70-yard+ Punt</b>	Nov. 17, 2007 vs. North Carolina Durant Brooks (77)	Sept. 4, 2017 by No. 25/24 Tennessee (20T) Trevor Daniel (70)
<b>100+ Punt Return Yards</b>	Aug. 31, 2002 vs. Vanderbilt, Kelley Rhino (110)	None recorded
<b>70-89 yard Punt Return</b>	Sept. 10, 2009 vs. Clemson Jerrard Tarrant (85 TD)	Sept. 23, 2017 by Pittsburgh Quadree Henderson (80 TD)
<b>Punt Return for a Touchdown</b>	Sept. 10, 2009 vs. Clemson, Jerrard Tarrant	Sept. 23, 2017 by Pittsburgh, Quadree Henderson
<b>90-yard+ Kickoff Return</b>	Nov. 24, 2018 at No. 5 Georgia Juanyeh Thomas (100 TD)	Sept. 8, 2018 by USF Terrence Horne (98 TD, 97 TD)
<b>Kickoff Return for a Touchdown</b>	Nov. 24, 2018 at No. 5 Georgia Juanyeh Thomas (100 TD)	Sept. 8, 2018 by USF Terrence Horne (98 TD, 97 TD)
<b>70-yard+ Interception Return</b>	Aug. 31, 2013 vs. Elon, Tyler Marcordes (95)	Nov. 9, 2002 by Florida State, S. Samuels (82 TD)
<b>15+ Tackles</b>	Dec. 30, 2013 vs. Ole Miss, Jemea Thomas (15)	Oct. 13, 2018 by Duke, Joe Giles-Harris (15)
<b>3.0+ Sacks</b>	Nov. 30, 2013 vs. Georgia (20T) Jeremiah Attaochu (4.0)	Oct. 21, 2017 by Wake Forest Duke Ejiofor (3.0)
<b>2+ Interceptions</b>	Sept. 30, 2017 vs. North Carolina, A.J. Gray (2)	Oct. 26, 2013 by Virginia, Anthony Harris (2)
<b>2+ Fumble Recoveries</b>	Oct. 5, 2018 at Louisville, Charlie Thomas (2)	None recorded
<b>2+ Forced Fumbles</b>	Oct. 5, 2018 at Louisville, Anree Saint-Amour (2)	Nov. 3, 2018 by North Carolina, Cole Holcomb (3)



## TWO PLAYERS

	GEORGIA TECH	OPPONENT
<b>2 100-yard Rushers</b>	Oct. 5, 2018 at Louisville TaQuon Marshall (175) and Tobias Oliver (103)	Nov. 28, 2009 by Georgia Washaun Ealey (183) and Caleb King (166)
<b>2 100-yard Receivers</b>	Sept. 10, 2005 vs. North Carolina Damarius Bilbo (131) and Calvin Johnson (114)	Nov. 14, 2013 by Clemson Martavis Bryant (176) and Sammy Watkins (104)
<b>100-yd Rusher/100-yd Receiver</b>	Sept. 8, 2018 at USF TaQuon Marshall (113) and Clinton Lynch (111)	Sept. 4, 2017 by No. 25/24 Tennessee (20T) John Kelly (128) and Marquez Callaway (115)
<b>250 Combined Yards Rushing</b>	Oct. 25, 2018 at Virginia Tech Tobias Oliver and Jordan Mason (297)	Nov. 26, 2016 by Georgia Sony Michel and Nick Chubb (258)
<b>250 Combined Yards Receiving</b>	Jan. 1, 2007 vs. West Virginia Calvin Johnson and James Johnson (254)	Nov. 14, 2013 by Clemson Martavis Bryant and Sammy Watkins (280)
<b>20 Combined Receptions</b>	Nov. 10, 2001 at Virginia Will Glover and Kerry Watkins (21)	Oct. 26, 2013 by Virginia Darius Jennings and Tim Smith (23)



ALCORN STATE  
GEORGIA TECH

Sept. 1, 2018 • Atlanta, Ga. • Bobby Dodd Stadium  
Attendance: 39,719

SCOREBOARD	1	2	3	4	FINAL
ALCORN STATE (0-1)	0	0	0	0	0
GEORGIA TECH (1-0)	7	13	21	0	41

FIRST QUARTER

12:08 GT - Jordan Mason 28 yd run (Shawn Davis kick), 4-68, 1:20

SECOND QUARTER

13:49 GT - TaQuon Marshall 1 yd run (Shawn Davis kick failed), 9-81, 4:25  
8:47 GT - KirVonte Benson 5 yd run (Brenton King kick), 8-44, 3:45

THIRD QUARTER

13:28 GT - KirVonte Benson 8 yd run (Brenton King kick), 3-77, 1:23  
12:43 GT - David Curry 15 yd fumble recovery (Brenton King kick)  
3:07 GT - Brad Stewart 24 yd pass from TaQuon Marshall (Brenton King kick), 8-97, 3:17

TEAM STATISTICS

	ASU	GT
First Downs	9	25
Rushes-Yards	28-77	54-439
Passing Yards	69	104
Pass Comp-Att-Int	15-23-1	9-18-1
Total Offense	146	543
Fumbles-Lost	3-2	2-2
Penalties-Yards	3-20	3-30
Punts-Yards (Avg./Net)	9-372 (41.3/35.7)	1-48 (48.0/48.0)
Kickoffs-Yards (Avg./Net)	1-52 (52.0/42.0)	7-376 (53.7/42.0)
Punt Returns (No.-Yds.-TD)	0-0-0	3-31-0
Kickoff Returns (No.-Yds.-TD)	2-32-0	1-10-0
Interceptions (No.-Yds.-TD)	1-3-0	1-25-0
Fumble Returns (No.-Yds.-TD)	0-0-0	1-15-1
Time of Possession	28:10	31:50
Third-Down Conversions	2-of-11	8-of-12
Fourth-Down Conversions	0-of-0	0-of-1
Red-Zone Scores-Chances	0-0	3-5
Sacks By (No.-Yds.)	0-0	1-3
Field Goals	0-0	0-1
Points Off Turnovers	0	7

INDIVIDUAL STATISTICS

**RUSHING:** ASU — Simmons 10-47; Johnson 6-21; Waller 3-6; Turner 1-4; Harper 1-3; Marsh 1-0; Forman 6-(-4).  
GT — Mason 11-85; T. Marshall 9-77; Benson 10-75; T. Oliver 12-72; Searcy 1-56; Lynch 2-27; Cottrell 1-25; Macrina 2-8; Howard 3-7; Jarrett 1-5; Davis 1-3; Blancato 1-(-1).  
**PASSING:** ASU — Johnson 10-15-0, 51; Harper 5-8-1, 18.  
GT — T. Marshall 9-18-1, 104.  
**RECEIVING:** ASU — Simmons 3-9; Anderson 2-15; Hughes 2-13; Anthony 2-9; Forman 1-6; Turner 1-6; Pringle 1-6; Wood 1-6; Waller 1-2; Blair 1-(-3).  
GT — Stewart 4-49; Searcy 2-36; Camp 2-21; Benson 1-(-2).  
**INTERCEPTIONS:** ASU — Wilson.  
GT — Oliver.  
**FUMBLE RECOVERIES:** ASU — Kinsler; Hollis.  
GT — Curry; T. Jackson.  
**FORCED FUMBLES:** ASU — None.  
GT — Adams; C. Thomas.  
**TACKLES FOR LOSS:** ASU — Kinsler 1.5-5; Henderson 1.0-4; Ferrell 1.0-3; Herron 0.5-1.  
GT — Adams 1.0-10; Askew 1.0-5; Campbell 1.0-3; K. Oliver 1.0-3.  
**SACKS:** ASU — None.  
GT — Campbell 1.0-3.

GEORGIA TECH  
USF

Sept. 8, 2018 • Tampa, Fla. • Raymond James Stadium  
Attendance: 34,182

SCOREBOARD	1	2	3	4	FINAL
GEORGIA TECH (1-1)	17	0	14	7	38
USF (2-0)	14	7	7	21	49

FIRST QUARTER

7:35 GT - Brenton King 35 yd field goal, 9-40, 6:32  
7:23 USF - Terrence Horne 98 yd kickoff return (Coby Weiss kick)  
4:52 GT - TaQuon Marshall 45 yd run (Brenton King kick), 5-75, 2:31  
4:38 USF - Terrence Horne 97 yd kickoff return (Coby Weiss kick)  
4:21 GT - Clinton Lynch 81 yd pass from TaQuon Marshall (Brenton King kick), 1-81, 0:17

SECOND QUARTER

10:10 USF - Darnel Salomon 18 yd pass from Blake Barnett (Coby Weiss kick), 11-69, 4:10

THIRD QUARTER

11:24 GT - Tobias Oliver 5 yd run (Brenton King kick), 7-69, 3:36  
8:53 USF - Duran Bell 14 yd run (Coby Weiss kick), 7-74, 2:31  
4:22 GT - Tobias Oliver 1 yd run (Brenton King kick), 9-75, 4:31

FOURTH QUARTER

14:15 GT - Tobias Oliver 1 yd run (Brenton King kick), 7-74, 3:12  
12:11 USF - Terrence Horne 3 yd pass from Blake Barnett (Coby Weiss kick), 8-76, 2:04  
5:08 USF - Blake Barnett 19 yd run (Coby Weiss kick), 10-88, 2:39  
2:13 USF - Blake Barnett 5 yd run (Coby Weiss kick), 5-18, 1:34

TEAM STATISTICS

	GT	USF
First Downs	27	29
Rushes-Yards	57-419	44-224
Passing Yards	183	202
Pass Comp-Att-Int	9-18-2	21-31-1
Total Offense	602	426
Fumbles-Lost	1-1	0-0
Penalties-Yards	8-80	5-36
Punts-Yards (Avg./Net)	2-72 (36.0/36.0)	3-116 (38.7/28.3)
Kickoffs-Yards (Avg./Net)	7-404 (57.7/16.1)	8-468 (58.8/35.5)
Punt Returns (No.-Yds.-TD)	1-11-0	1-0-0
Kickoff Returns (No.-Yds.-TD)	6-134-0	6-266-2
Interceptions (No.-Yds.-TD)	1-0-0	2-24-0
Fumble Returns (No.-Yds.-TD)	0-0-0	1-0-0
Time of Possession	35:32	24:28
Third-Down Conversions	3-of-12	6-of-11
Fourth-Down Conversions	2-of-3	1-of-2
Red-Zone Scores-Chances	4-6	5-6
Sacks By (No.-Yds.)	2-10	2-10
Field Goals	1-1	0-0
Points Off Turnovers	3	14

INDIVIDUAL STATISTICS

**RUSHING:** GT — T. Marshall 13-113; T. Oliver 18-97; Mason 13-95; Searcy 3-52; Benson 5-41; Cottrell 4-20; Howard 1-1.  
USF — Barnett 16-91; Bell 12-69; Cronkite 9-39; Sands 4-11; Horne 2-8; McCants 1-6.  
**PASSING:** GT — T. Marshall 9-18-2, 183.  
USF — Barnett 21-31-1, 202.  
**RECEIVING:** GT — Lynch 3-111; Searcy 2-39; Carter 1-13; Camp 1-8; Stewart 1-6; Cottrell 1-6.  
USF — McCants 10-99; Salomon 3-37; St. Felix 3-23; Wilcox 2-28; Horne 2-11; Cronkite 1-4.  
**INTERCEPTIONS:** GT — Carpenter  
USF — Sawtelle; Hoggins.  
**FUMBLE RECOVERIES:** GT — None.  
USF — Sawtelle.  
**FORCED FUMBLES:** GT — None.  
USF — Sanders.  
**TACKLES FOR LOSS:** GT — Cerge-Henderson 3.0-11; J. Johnson 1.0-4; Saint-Amour 1.0-2.  
USF — Black 1.5-4; Bronson 1.5-3; Kogler 1.0-7; Pinkney 0.5-1; Reaves 0.5-1; Hoggins 0.5-0.  
**SACKS:** GT — Cerge-Henderson 2.0-10.  
USF — Kogler 1.0-7; Black 1.0-3.

## GEORGIA TECH PITT

Sept. 15, 2018 • Pittsburgh, Pa. • Heinz Field  
Attendance: 34,284

SCOREBOARD	1	2	3	4	FINAL
GEORGIA TECH (1-2, 0-1)	0	0	6	13	19
PITT (2-1, 1-0)	14	7	3	0	24

### FIRST QUARTER

8:38 Pitt - Qadree Ollison 31 yd run (Alex Kessman kick), 5-63, 1:54  
5:20 Pitt - D. Hall 5 yd run (Alex Kessman kick), 3-26, 1:04

### SECOND QUARTER

2:59 Pitt - Qadree Ollison 8 yd run (Alex Kessman kick), 4-77, 2:08

### THIRD QUARTER

8:43 GT - TaQuon Marshall 1 yd run (Brenton King kick failed), 10-75, 6:17  
2:36 Pitt - Alex Kessman 33 yd field goal, 12-60, 6:07

### FOURTH QUARTER

13:09 GT - TaQuon Marshall 7 yd run (TaQuon Marshall pass failed), 8-56, 3:43  
0:37 - GT - Clinton Lynch 3 yd run (Brenton King kick), 14-99, 3:31

## TEAM STATISTICS

	GT.	PITT
First Downs	22	16
Rushes-Yards	56-320	31-138
Passing Yards	66	197
Pass Comp-Att-Int.	6-15-1	16-23-1
Total Offense	386	335
Fumbles-Lost	3-1	1-0
Penalties-Yards	5-35	4-38
Punts-Yards (Avg./Net)	4-165 (41.2/36.2)	6-234 (39.0/35.3)
Kickoffs-Yards (Avg./Net)	3-195 (65.0/40.0)	5-325 (65.0/40.0)
Punt Returns (No.-Yds.-TD)	2-22-0	0-0-0
Kickoff Returns (No.-Yds.-TD)	0-0-0	0-0-0
Interceptions	1-42-0	1-20-0
Fumble Returns (No.-Yds.-TD)	0-0-0	0-0-0
Time of Possession	31:49	28:11
Third-Down Conversions	4-of-13	5-of-12
Fourth-Down Conversions	1-of-3	0-of-0
Red-Zone Scores-Chances	3-3	3-3
Sacks By (No.-Yds.)	0-0-0	1-8
Field Goals	0-1	1-1
Points Off Turnovers	6	0

## INDIVIDUAL STATISTICS

**RUSHING:** GT — T. Marshall 28-103; J. Mason 10-94; Howard 8-82; Q. Searcy 5-39; Q. Jarrett 1-3; C. Lynch 3-2; A. Owens 1(-2).

**Pitt** — Q. Ollison 17-91; D. Hall 7-29; Jacques-Louis 1-9; K. Pickett 2-8; M. French 2-1; R. Araujo-Lopes 2-1.

**PASSING:** GT — T. Marshall 6-15-1, 66

**Pitt** — K. Pickett 16-23-1, 197.

**RECEIVING:** GT — B. Stewart 3-33; J. Camp 1-20; M. Carter 1-11; J. Mason 1-2.

**Pitt** — R. Araujo-Lopes 6-45; T. Mack 4-95; M. French 3-25; G. Aston 1-14; A. Mathews 1-12; D. Hall 1-6.

**INTERCEPTIONS:** GT — Rivera

**Pitt** — Molloy

**FUMBLE RECOVERIES:** GT — None.

**Pitt** — Weaver

**FORCED FUMBLES:** GT — Oliver.

**Pitt** — Zeise; Idowu

**TACKLES FOR LOSS:** GT — Carpenter 1.0-1; Saint-Amour 1.0-2; Oliver 1.0-1.

**Pitt** — Hamlin 2.0-6; Weaver 1.0-2; Wirginis 1.0-8; Medure 1.0-2.

**SACKS:** GT — None

**Pitt** — Wirginis 1.0-8

## #3/2 CLEMSON GEORGIA TECH

Sept. 22, 2018 • Atlanta, Ga. • Bobby Dodd Stadium  
Attendance: 50,595

SCOREBOARD	1	2	3	4	FINAL
CLEMSON (4-0, 1-0)	7	21	14	7	49
GEORGIA TECH (1-3, 0-2)	0	7	7	7	21

### FIRST QUARTER

3:42 CU - Cielin Ferrell 0 yd fumble recovery, (Greg Huegel kick)

### SECOND QUARTER

9:11 CU - Hunter Renfrow 17 yd pass from Trevor Lawrence (Greg Huegel kick), 7-74, 2:44

7:05 CU - Justin Ross 53 yd pass from Trevor Lawrence (Greg Huegel kick), 2-55, 0:37

2:08 GT - TaQuon Marshall 11 yd run (Shawn Davis kick), 4-23, 1:46

0:05 CU - Travis Etienne 3 yd run (Greg Huegel kick), 12-64, 1:53

### THIRD QUARTER

12:20 CU - Tavien Feaster 27 yd run (Greg Huegel kick), 7-75, 2:40

5:10 CU - Travis Etienne 3 yd run (Greg Huegel kick), 10-83, 4:27

1:43 GT - Nathan Cottrell 2 yd run (Shawn Davis kick), 8-75, 3:27

### FOURTH QUARTER

6:15 GT - Clinton Lynch 5 yd pass from Tobias Oliver (Shawn Davis kick), 8-75, 3:27

4:01 CU - Tee Higgins 30 yd pass from Trevor Lawrence (Greg Huegel kick), 5-77, 2:13

## TEAM STATISTICS

	CU.	GT
First Downs	25	15
Rushes-Yards	36-248	56-146
Passing Yards	232	57
Pass Comp-Att-Int.	19-30-2	3-8-0
Total Offense	480	203
Fumbles-Lost	1-0	8-1
Penalties-Yards	6-68	4-30
Punts-Yards (Avg./Net)	3-122 (40.7/40.3)	6-291 (48.5/39.8)
Kickoffs-Yards (Avg./Net)	8-495 (61.9/41.6)	4-229 (57.2/36.5)
Punt Returns (No.-Yds.-TD)	2-32-0	1-1-0
Kickoff Returns (No.-Yds.-TD)	2-58-0	1-12-0
Interceptions	0-0-0	2-44-0
Fumble Returns (No.-Yds.-TD)	1-4-0	0-0-0
Time of Possession	23:55	36:05
Third-Down Conversions	5-of-9	4-of-15
Fourth-Down Conversions	0-of-0	2-of-3
Red-Zone Scores-Chances	3-3	3-4
Sacks By (No.-Yds.)	4-26	1-6
Field Goals	0-0	0-1
Points Off Turnovers	7	14

## INDIVIDUAL STATISTICS

**RUSHING:** GT — T. Marshall 25-47, 1 TD; T. Oliver 9-50; J. Mason 4-30; J. Howard 10-18; C. Lynch 2-10; Q. Searcy 2-7; N. Cottrell 2-1, 1 TD.

**CU** — T. Etienne 11-122, 1 TD; T. Feaster 8-75, 1 TD; L. Dixon 6-20; A. Choice 5-15; T. Lawrence 1-11; K. Bryant 4-5.

**PASSING:** GT — T. Marshall 1-6-0 29; T. Oliver 2-2-0, 1 TD.

**CU** — T. Lawrence 13-18-1 176, 4 TD; K. Bryant 6-10-0 56; C. Bruce 0-2-1 0.

**RECEIVING:** GT — Lynch 3-57, 1 TD.

**CU** — A. Rodgers 6-60; H. Rendrow 3-28, 1 TD; C. Powell 3-17; T. Chase 2-34; J. Ross 1-53, 1 TD; T. Higgins 1-30, 1 TD; D. Kendrick 1-6; T. Etienne 1-3, 1 TD; M. Richard 1-1.

**INTERCEPTIONS:** GT — Branch, Rivera.

**CU** — None.

**FUMBLE RECOVERIES:** GT — None.

**CU** — Wilkins

**FORCED FUMBLES:** GT — None.

**CU** — Terrell; Wilkins; Simmons.

**TACKLES FOR LOSS:** GT — Branch 0.5-3; Curry 0.5-3.

**CU** — Davis 1.0-10; Pinckney 1.0-4; Terrell 1.0-5; Wilkins 2.0-13; Bryant 1.0-2; Simmons 1.0-6; Skalski 1.0-1; Mullen 1.0-4; Turner 1.0-1.

**SACKS:** GT — Branch 0.5-3; Curry 0.5-3.

**CU** — Davis 1.0-10; Wilkins 1.0-10; Bryant 1.0-2; Mullen 1.0-4.



## BOWLING GREEN GEORGIA TECH

Sept. 29, 2018 • Atlanta, Ga. • Bobby Dodd Stadium  
Attendance: 40,740

SCOREBOARD	1	2	3	4	FINAL
BOWLING GREEN (1-4, 0-1)	3	7	7	0	17
GEORGIA TECH (2-3, 0-2)	14	14	21	14	63

### FIRST QUARTER

12:08 GT - Jordan Mason 28 yd run (Shawn Davis kick), 4-68, 1:20  
09:09 BG - Nate Needham 29 yd field goal 13-63, 5:51  
05:48 GT - Jordan Mason 9 yd run (Wesley Wells kick), 7-69, 3:12  
00:00 GT - TaQuon Marshall 1 yd run (Wesley Wells kick), 9-76, 4:07

### SECOND QUARTER

11:52 BG - Deric Phouthavong 30 yd pass from Jarret Doege (NEEDHAM, Nate kick), 10-75, 3:08  
07:50 GT - Nathan Cottrell 4 yd run (Wesley Wells kick), 8-72, 3:55  
00:32 GT - TaQuon Marshall 2 yd run (Wesley Wells kick), 12-86, 5:11

### THIRD QUARTER

11:17 GT - Jordan Mason 33 yd run (Wesley Wells kick), 6-93, 3:27  
07:44 GT - Jerry Howard 5 yd run (Wesley Wells kick), 3-16, 1:17  
03:55 BG - Jarret Doege 1 yd run (NEEDHAM, Nate kick), 11-78, 3:42  
02:33 GT - Tobias Oliver 34 yd run (Wesley Wells kick), 3-51, 1:13

### FOURTH QUARTER

08:44 GT - Anree Saint-Amour 3 yd INT return (Wesley Wells kick)  
03:38 GT - Tobias Oliver 62 yd run (Wesley Wells kick), 1-62, 0:13

## TEAM STATISTICS

	BG	GT
First Downs	25	23
Rushes-Yards	38-63	49-372
Passing Yards	330	160
Pass Att-Comp-Int	49-29-2	7-5-0
Total Offense	393	532
Fumble Returns-Yards	0-0	1-21
Punt Returns-Yards	0-0	1-3
Kickoff Returns-Yards	5-103	4-76
Interception Returns-Yards	0-0	2-3
Punts (Number-Avg)	3-31.0	1-53.0
Fumbles-Lost	3-1	1-0
Penalties-Yards	5-26	3-54
Possession Time	33:20	26:40
Third-Down Conversions	11 of 19	4 of 7
Fourth-Down Conversions	2 of 3	1 of 1
Red-Zone Scores-Chances	2-3	5-5
Sacks By: Number-Yards	0-0	2-23
Field Goals	0-0	0-1
Points Off Turnovers	0	7

## INDIVIDUAL STATISTICS

**RUSHING:** BG — Hargrove, 6-23; Denley, 11-23; Frye, 3-18; Lamar 3-8; Morris, 1-7; Loy, 1-7; Clair, 4-7; Doege, 9-(-30).

GT — Oliver 7-115; Mason 7-61; Cottrell 5-46; Searcy 4-44; T. Marshall 13-42; Howard 6-29; Lynch 3-18; Jarrett 1-10; Macrina 2-6; Gantt 1-1.

**PASSING:** BG — Doege, 27-44-2, 305; Loy, 2-4-0, 25; Team, 0-1-0, 0.

GT — T. Marshall 5-6-0, 160; Oliver, 0-1-0, 0.

**RECEIVING:** BG — Miller, 10-117; Wayne-Prather 7-70; Marlow, 4-49; Morris 3-24; Phouthavong, 2-36; Hargrove, 1-27; Sawmiller, 1-4; Denley, 1-3.

GT — Camp 2-70; Lynch 1-41; Dolphin 1-39; Searcy 1-10.

**INTERCEPTIONS:** BG — None.

GT — Saint-Amour 1-3; Curry 1-0.

**FUMBLE RECOVERIES:** BG — None.

GT — Owens, 1-21.

**FORCED FUMBLES:** BG — None.

GT — Alexander.

**TACKLES FOR LOSS:** BG — McBride 0.5-1; Harper 0.5-1.

GT — Saint-Amour 2.5-11; Alexander 1.0-14; Cerge-Henderson 1.0-1; B. Mitchell 1.0-1; Thomas 0.5-1.

**SACKS:** BG — None.

GT — Alexander 1.0-14; Saint-Amour 1.0-9.

## GEORGIA TECH LOUISVILLE

Oct. 5, 2018 • Louisville, Ky. • Cardinal Stadium  
Attendance: 51,658

SCOREBOARD	1	2	3	4	FINAL
GEORGIA TECH (3-3, 1-2)	21	10	14	21	66
LOUISVILLE (2-4, 0-3)	0	17	0	14	31

### FIRST QUARTER

10:08 GT - TaQuon Marshall 33 yd run (Wesley Wells kick), 5-50, 2:08 GT 7 - UL 0  
7:15 GT - TaQuon Marshall 1 yd run (Wesley Wells kick), 5-36, 2:24GT 14 - UL 0  
0:03 GT - Jordan Mason 2 yd run (Wesley Wells kick), 9-76, 5:06

### SECOND QUARTER

11:22 LOU - Abwell, TuT. 29 yd pass from Pass, Jaw. (Creque, Bla. kick), 8-71, 3:41  
6:46 GT - Wesley Wells 41 yd field goal, 8-52, 4:36  
2:49 LOU - Smith, Trey 5 yd run (Creque, Bla. kick), 12-75, 3:57  
0:32 GT - Qua Searcy 2 yd run (Wesley Wells kick), 9-62, 2:17  
0:00 LOU - Creque, Bla. 46 yd field goal, 5-59, 0:32

### THIRD QUARTER

8:02 GT - Qua Searcy 1 yd run (Wesley Wells kick), 13-79, 6:58  
4:19 GT - Tobias Oliver 1 yd run (Wesley Wells kick), 5-34, 2:34

### FOURTH QUARTER

13:13 GT - Tobias Oliver 5 yd run (Wesley Wells kick), 5-87, 2:22  
11:13 LOU - Fitzpatrick, De 42 yd pass from Pass, Jaw. (Creque, Bla. kick), 8-74 2:00  
6:35 GT - Jerry Howard 2 yd run (Wesley Wells kick), 8-75, 4:38  
2:18 GT - Juanyeh Thomas 95 yd interception return (Wesley Wells kick)  
0:28 LOU - Abwell, TuT. 29 yd pass from Travis, Jor. (Creque, Bla. kick), 6-63, 1:50

## TEAM STATISTICS

	UL	GT
First Downs	28	23
Rushes-Yards	65-542	23-113
Passing Yards	12	370
Pass Comp-Att-Int	1-2-0	27-44-1
Total Offense	554	483
Fumbles-Lost	1-0	2-2
Penalties-Yards	4-50	4-35
Punts-Yards (Avg./Net)	0-0 (0/0)	2-83 (41.5/41.5)
Kickoff Returns (No.-Yds.-TD)	11-717 (65.2/41.0)	5-295 (59.0/41.2)
Punt Returns (No.-Yds.-TD)	0-0-0	0-0-0
Kickoff Returns (No.-Yds.-TD)	2-39-0	8-191-0
Interception (No.-Yds.-TD)	1-95-1	0-0-0
Fumbles Returns (No.-Yds.-TD)	2-7-0	0-0-0
Penalties-Yards	4-50	4-35
Possession Time	33:31	26:29
Third-Down Conversions	6 of 7	7 of 12
Fourth-Down Conversions	0 of 0	2 of 3
Red-Zone Scores-Chances	8-8	1-2
Sacks By (No.-Yds)	2-12	0-0
Field Goals	1-1	1-1

## INDIVIDUAL STATISTICS

**RUSHING:** GT — T. Marshall 23-175; T. Oliver 8-103; J. Mason 13-78; J. Howard 8-58; C. Lynch 5-41; O. Jarrett 1-29; Q. Searcy 3-28; N. Cottrell 3-27; J. Macrina 1-3.

Louisville — J. Travis 5-48; T. Smith 5-32; H. Hall 5-23; M. Cunningham 1-11; J. Smith 2-5; C. Wilson 1-2; J. Hawkins 1-1; J. Pass 3-(-9).

**PASSING:** GT — T. Marshall 1-2-0, 12.

UL — J. Pass 23-35-0, 299; J. Travis 4-9-1, 75.

**RECEIVING:** GT — B. Stewart 1-12.

UL — T. Abwell 4-79; D. Fitzpatrick 4-58; H. Hall 4-33; J. Smith 3-42; D. Peete 2-45; T. Harrell 2-36; M. Crum 2-28; S. Dawkins 2-21; T. Smith 2-7; K. Averett 1-15; E. Spence 1-6.

**INTERCEPTIONS:** GT — J. Thomas

UL — None.

**FUMBLE RECOVERIES:** GT — C. Thomas.

UL — None.

**FORCED FUMBLES:** GT — Saint-Amour.

UL — None.

**TACKLES FOR LOSS:** GT — Saint-Amour 1.0-10; Adams 1.0-6; Campbell 1.0-2.

UL — Black 1.5-4; Bronson 1.5-3; Kegler 1.0-7; Pinkney 0.5-1; Reeves 0.5-1; Hoggins 0.5-0.

**SACKS:** GT — Campbell 1.0-2; Saint-Amour 1.0-10.

UL — None.

## DUKE GEORGIA TECH

Oct. 13, 2018 • Atlanta, Ga. • Bobby Dodd Stadium  
Attendance: 41,709

SCOREBOARD	1	2	3	4	FINAL
DUKE (5-1, 1-1)	7	0	21	0	28
GEORGIA TECH (3-4, 1-3)	0	7	0	7	14

### FIRST QUARTER

13:31 Duke — Deon Jackson 12 yd run (Collin Wareham kick), 4-52, 1:17

### SECOND QUARTER

0:54 GT — Malachi Carter 32 yd pass (Wesley Wells kick), 2-31, 0:48

### THIRD QUARTER

1:49 Duke — T.J. Rahming 48 yd pass from Daniel Jones (Collin Wareham), 4-57, 0:52  
0:15 Duke — Davis Koppenhaver 1 yd pass from Daniel Jones (Collin Wareham), 1-6, 0:05  
00:00 Duke — Lloyd, J 6 yd pass from Daniel Jones (Wareham, C kick) 1-6, 0:05

### FOURTH QUARTER

7:51 GT — Jerry Howard 2 yd run (Wesley Wells kick), 15-75, 7:09

## TEAM STATISTICS

	DUKE	GT
First Downs	19	20
Rushes-Yards	33-98	61-229
Passing Yards	206	125
Pass Comp-Att-Int	17-27-1	7-17-0
Total Offense	304	354
Fumbles-Lost	4-2	6-3
Penalties-Yards	3-15	3-18
Punts-Yards (Avg/Net)	3-150 (50.0/46.7)	4-185 (46.2/45.5)
Kickoffs-Yards (Avg/Net)	5-284 (56.8/49.2)	3-129 (43.0/18.3)
Punt Returns (No.-Yds.-TD)	1-3-0	2-10-0
Kickoff Returns (No.-Yds.-TD)	2-74-0	3-38-0
Interceptions (No.-Yds.-TD)	0-0-0	1-0-0
Fumble Returns (No.-Yds.-TD)	0-0-0	2-6-0
Time of Possession	23:40	36:20
Third-Down Conversions	5-of-10	8-of-17
Fourth-Down Conversions	0-of-2	1-of-4
Red-Zone Scores-Chances	3-5	1-3
Sacks By (No.-Yds.)	3-22	4-24
Field Goals	0-0	0-0
Points Off Turnovers	21	7

## INDIVIDUAL STATISTICS

**RUSHING:** Duke — D. Jackson 21-98; D. Jones 9-4; TEAM 3-(-4).

GT — J. Howard 12-62; T. Marshall 16-41; J. Mason 12-39; C. Lynch 5-32; T. Oliver 10-24; Q. Searcy 3-15; N. Cottrell 2-12; J. Graham 1-4.

**PASSING:** Duke — D. Jones 17-27-1 206.

GT — T. Marshall 5-11-0-91; T. Oliver 2-6-0-34.

**RECEIVING:** Duke — T.J. Rahming 4-91; A. Young 3-25; C. Taylor 2-30; D. Helm 2-29; J. Lloyd 2-10; D. Jackson 2-8; J. Bobo 1-12; D. Koppenhaver 1-1.

GT — B. Stewart 2-46; N. Cottrell 2-6; M. Carter 1-32; Q. Searcy 1-25; J. Howard 1-16.

**INTERCEPTIONS:** Duke — None.

GT — Simmons

**FUMBLE RECOVERIES:** Duke — Rumph; Mugala; Hill.

GT — Jordan-Swilling; Cerge-Henderson; Simmons

**FORCED FUMBLES:** Duke — Tangelo; Carenord; Nyembwe; Durant.

GT — Saint-Amour; Swilling

**TACKLES FOR LOSS:** Duke — Humphreys 2-0-4; Rumph II 4-0-14; Jordan 1-0-2; Tangelo 0-5-0; Lucas 1-0-1; Dimukeje 0-5-1; Johnson 2-0-13.

GT — Mitchell 1-0-5; Saint-Amour 2-0-12; Swilling 1-0-7; Branch 1-0-2; Adams 1-0-2.

**SACKS:** Duke — Rumph 1-0-9; Johnson 2-0-13.

GT — Mitchell 1-0-5; Saint-Amour 2-0-12; Swilling 1-0-7.

## GEORGIA TECH VIRGINIA TECH

Oct. 25, 2018 • Blacksburg, Va. • Lane Stadium  
Attendance: 65,632

SCOREBOARD	1	2	3	4	FINAL
GEORGIA TECH (4-4, 2-3)	14	14	14	7	49
VIRGINIA TECH (4-3, 3-1)	14	7	0	7	28

### FIRST QUARTER

13:26 - VT - Turner, T 46 yd pass from Willis, R (Johnson, B kick), 5-73 1:34

6:56 GT - Jerry Howard 8 yd run (Wesley Wells kick), 12-75 6:30

5:52 VT - Hazelton, D 41 yd pass from Willis, R (Johnson, B kick), 3-70 0:58

0:15 GT - Tobias Oliver 1 yd run (Wesley Wells kick), 11-75 5:37

### SECOND QUARTER

10:30 VT - Willis, R 1 yd run (Johnson, B kick), 11-73 4:40

6:57 GT - Jordan Mason 5 yd run (Wesley Wells kick), 2-12 0:18

1:27 GT - Tobias Oliver 5 yd run (Wesley Wells kick), 9-72 4:08

### THIRD QUARTER

9:14 - GT Tobias Oliver 11 yd run (Wesley Wells kick), 10-75 5:46

3:02 GT - Jordan Mason 14 yd run (Wesley Wells kick), 8-64 4:42

### FOURTH QUARTER

6:23 GT - Jordan Mason 1 yd run (Wesley Wells kick), 6-28 3:40

3:48 VT - Holston, J 1 yd run (Johnson, B kick), 10-65 2:35

## TEAM STATISTICS

	GT	VT
First Downs	35	16
Rushes-Yards	78-465	25-122
Passing Yards	0	201
Pass Comp-Att-Int	0-1-0	15-22-0
Total Offense	465	323
Fumbles-Lost	1-0	2-1
Penalties-Yards	6-50	8-87
Punts-Yards (Avg/Net)	2-85 (42.5/41.0)	4-166 (41.5/41.5)
Kickoffs-Yards (Avg/Net)	8-500 (62.5/42.2)	5-325 (65.0/40.0)
Punt Returns (No.-Yds.-TD)	0-0-0	2-3-0
Kickoff Returns (No.-Yds.-TD)	0-0-0	6-137-0
Interceptions (No.-Yds.-TD)	0-0-0	0-0-0
Fumble Returns (No.-Yds.-TD)	0-0-0	0-0-0
Time of Possession	42:18	17:42
Third-Down Conversions	5-of-9	2-of-8
Fourth-Down Conversions	1-of-1	1-of-2
Red-Zone Scores-Chances	7-7	2-2
Sacks By (No.-Yds.)	1-9	1-5
Field Goals	0-0	0-0
Points Off Turnovers	7	0

## INDIVIDUAL STATISTICS

**RUSHING:** GT — T. Oliver 40-215; J. Mason 12-82; J. Howard 12-76; C. Malloy 4-27; J. Graham 2-25; N. Cottrell 3-21; Q. Searcy 2-15; C. Lynch 2-3; X. Garitt 1-1.

VT — S. Peoples 6-51; J. Holston 5-29; R. Willis 8-22; H. Grimsey 2-13; D. Hazelton 1-4; D. McCrease 3-3.

**PASSING:** GT — T. Oliver 0-1-0-0.

VT — R. Willis 15-22-0 201.

**RECEIVING:** GT — None.

VT — D. Hazelton 6-81; D. Keene 3-27; T. Turner 2-62; S. Peoples 1-13; H. Grimsey 1-11; E. Kumah 1-5; S. Savoy 1-2.

**INTERCEPTIONS:** GT — None.

VT — None.

**FUMBLE RECOVERIES:** GT — J. Johnson.

VT — Wilkins.

**FORCED FUMBLES:** GT — None.

VT — None.

**TACKLES FOR LOSS:** GT — Thomas 1-0-9; Saint-Amour 2-0-5; Simmons 1-0-2.

VT — Ashby 1-0-5; Deablo 0-5-0; Belmar 0-5-1.

**SACKS:** GT — Thomas 1-0-9.

VT — Ashby 1-0-5.





GEORGIA TECH  
NORTH CAROLINA

Nov. 3, 2018 • Chapel Hill, N.C. • Kenan Stadium  
Attendance: 40,782

SCOREBOARD	1	2	3	4	FINAL
GEORGIA TECH (5-4, 3-3)	7	14	7	10	38
NORTH CAROLINA (1-7, 1-5)	7	3	10	8	28

FIRST QUARTER

10:36 NC - Carney, M 20 yd fumble recovery (Jones, F kick)

08:23 GT - Nathan Cottrell 11 yd run (Wesley Wells kick), 5-75 2:13

SECOND QUARTER

12:03 GT - Tobias Oliver 2 yd run (Wesley Wells kick), 9-45 4:23

10:00 GT - Qua Searcy 86 yd pass from Tobias Oliver (Wesley Wells kick), 1-86 0:13

04:14 NC - Jones, F 23 yd field goal, 15-64 5:39

THIRD QUARTER

08:43 GT - Clinton Lynch 4 yd run (Wesley Wells kick), 12-75 6:17

05:37 NC - Tucker, C 9 yd pass from Ruder, J (Jones, F kick), 8-85 2:58

01:13 NC - Jones, F 25 yd field goal, 9-64 2:28

FOURTH QUARTER

12:35 NC - Williams, A 1 yd run (Ratliff, A pass from Elliott, N), 4-50 1:26

03:00 GT - Tobias Oliver 1 yd run (Wesley Wells kick), 9-41 5:07

00:46 GT - Wesley Wells 22 yd field goal, 6-14 1:58

TEAM STATISTICS

	GT	UNC
First Downs	25	23
Rushes-Yards	38-63	49-372
Passing Yards	330	160
Pass Att-Comp-Int	49-29-2	7-5-0
Total Offense	393	532
Fumble Returns-Yards	0-0	1-21
Punt Returns-Yards	0-0	1-3
Kickoff Returns-Yards	5-103	4-76
Interception Returns-Yards	0-0	2-3
Punts (Number-Avg)	3-31.0	1-53.0
Fumbles-Lost	3-1	1-0
Penalties-Yards	5-26	3-54
Possession Time	33:20	26:40
Third-Down Conversions	11 of 19	4 of 7
Fourth-Down Conversions	2 of 3	1 of 1
Red-Zone Scores-Chances	2-3	5-5
Sacks By: Number-Yards	0-0	2-23
Field Goals	0-0	0-1
Points Off Turnovers	0	7

INDIVIDUAL STATISTICS

**RUSHING:** GT — T. Oliver 28-120; N. Cottrell 9-90; J. Howard 10-90; T. Marshall 8-61; J. Mason 12-40; Q. Searcy 2-38; C. Lynch 5-22.

**UNC** — Mt. Carter 10-68; J. Brown 6-34; A. Williams 13-33; J. Ruder 3-21; A. Ratliff 2-8; N. Elliott 2-2.

**PASSING:** GT — T. Oliver 2-2-0 104.

**UNC** — N. Elliott 14-26-3 128; J. Ruder 4-5-0 80.

**RECEIVING:** GT — Q. Searcy 1-86; J. Howard 1-18.

**UNC** — A. Ratliff 4-103; D. Newsome 3-17; B. Corrales 2-29; D. Brown 2-20; C. Tucker 2-17; M. Carter 2-9; R. Groves 1-15; T. Jackson 1-0; J. Bargas 1-(-2).

**INTERCEPTIONS:** GT — Saint-Amour; Carpenter; Swilling.  
**UNC** — None.

**FUMBLE RECOVERIES:** GT — None.

**UNC** — Carney; Britt; Gill.

**FORCED FUMBLES:** GT — None.

**UNC** — Holcomb (3); Carney.

**TACKLES FOR LOSS:** GT — Rivera 0.5-2; Johnson 1.5-4; Mitchell 1.0-4; Saint-Amour 1.0-3; Thomas 0.5-0; Swilling 0.5-3; Branch 1.5-5; Adams 0.5-2.

**UNC** — Carney 1.5-2; Ross 1.0-2; Hopper 0.5-1; Strowbridge 1.0-3; Powell 1.0-2.

**SACKS:** GT — None.

**UNC** — None.

MIAMI (FLA.)  
GEORGIA TECH

Nov. 10, 2018 • Atlanta, Ga. • Bobby Dodd Stadium  
Attendance: 48,217

SCOREBOARD	1	2	3	4	FINAL
MIAMI (FLA.) (5-5, 2-4)	7	7	0	7	21
GEORGIA TECH (6-4, 4-3)	14	3	10	0	27

FIRST QUARTER

09:25 UM - DeeJay Dallas 1 yd run (Bubba Bava kick), 11-75 5:28

03:10 GT - TaQuon Marshall 28 yd run (Wesley Wells kick), 11-75 6:25

01:24 GT - TaQuon Marshall 8 yd run (Wesley Wells kick), 3-23 1:36

SECOND QUARTER

03:55 GT - Wesley Wells 38 yd field goal, 7-18 4:11

00:50 UM - Cam'ron Davis 22 yd run (Bubba Bava kick), 3-30 0:43

THIRD QUARTER

11:08 GT - Wesley Wells 24 yd field goal, 4-4 2:11

05:27 GT - Brad Stewart 31 yd pass from TaQuon Marshall (Wesley Wells kick), 7-62 3:37

FOURTH QUARTER

06:53 UM - Travis Homer 2 yd run (Bubba Bava kick), 15-95 4:33

TEAM STATISTICS

	UM	GT
First Downs	13	15
Rushes-Yards	30-134	53-231
Passing Yards	165	73
Pass Comp-Att-Int	14-23-0	3-4-0
Total Offense	299	304
Fumbles-Lost	3-3	3-1
Penalties-Yards	7-49	3-35
Punts-Yards (Avg/Net)	4-125 (31.2/31.0)	3-142 (47.3/49.3)
Kickoff-Yards (Avg/Net)	4-223 (55.8/33.5)	6-360 (60.0/36.0)
Punt Returns (No.-Yds.-TD)	1-(-6)-0	1-1-0
Kickoff Returns (No.-Yds.-TD)	6-144-0	3-64-0
Interception (No.-Yds.-TD)	0-0-0	0-0-0
Fumbles Returns (No.-Yds.-TD)	0-0-0	1-3-0
Possession Time	25:15	34:45
Third-Down Conversions	9 of 15	9 of 16
Fourth-Down Conversions	1 of 1	1 of 1
Red-Zone Scores-Chances	2-2	2-3
Sacks By (No.-Yds.)	0-0	1-3
Field Goals	0-0	2-2

INDIVIDUAL STATISTICS

**RUSHING:** GT — TaQuon Marshall 24-91; Jerry Howard 12-56; Nathan Cottrell 6-51; Jordan Mason 5-24; Clinton Lynch 3-9; Tobias Oliver 1-1; Qua Searcy 2-(-2).

**MIAMI** — Cam'ron Davis 6-48; N'Kosi Perry 6-38; Travis Homer 11-30; DeeJay Dallas 6-15; Trayone Gray 1-3.

**PASSING:** GT — TaQuon Marshall 3-4-0-73.

**MIAMI** — N'Kosi Perry 14-23-0-165.

**RECEIVING:** GT — Jalen Camp 2-42; Brad Stewart 1-31.

**MIAMI** — Jeff Thomas 6-84; Travis Homer 3-26; Dee Wiggins 2-31; Lawrence Cager 1-14; Will Mallory 1-7; Cam'ron Davis 1-3.

**INTERCEPTIONS:** GT — J. Thomas

**MIAMI** — None.

**FUMBLE RECOVERIES:** GT — Kerr, C. Thomas, J. Thomas

**MIAMI** — Quarterman.

**FORCED FUMBLES:** GT — Carpenter.

**MIAMI** — None.

**TACKLES FOR LOSS:** GT — Johnson 3.0-4; Mitchell 1.0-3.

**MIAMI** — Pinckney 1.0-2; Quarterman 1.0-1; Willis 1.0-1; Patchan 1.0-9; Jackson 1.0-2; Finley 1.0-3.

**SACKS:** GT — Mitchell 1.0-3.

**MIAMI** — None.

## VIRGINIA GEORGIA TECH

Nov. 17, 2018 • Atlanta, Ga. • Bobby Dodd Stadium  
Attendance: 37,543

SCOREBOARD	1	2	3	4	OT	FINAL
VIRGINIA (7-4, 4-3)	14	7	0	6	0	27
GEORGIA TECH (7-4, 5-3)	13	3	0	11	3	30

### FIRST QUARTER

10:38 GT - Wesley Wells 28 yd field goal, 8-65 4:22  
06:49 VA - Hasise Dubois 13 yd pass from Bryce Perkins (Brian Delaney kick), 8-74 3:42  
03:24 GT - Brant Mitchell safety  
03:13 GT - Juanyeh Thomas 77 yd kickoff return (TaQuon Marshall rush)  
00:37 VA - Joe Reed 56 yd pass from Brennan Armstrong (Brian Delaney kick), 6-75 2:36

### SECOND QUARTER

08:51 GT - Wesley Wells 28 yd field goal, 13-65 6:46  
03:03 VA - Bryce Perkins 9 yd run (Brian Delaney kick), 10-77 5:44

### FOURTH QUARTER

12:30 GT - Jerry Howard 3 yd run (Clinton Lynch rush), 11-41 5:41  
04:31 VA - Brian Delaney 30 yd field goal, 14-70 7:51  
01:04 GT - Wesley Wells 48 yd field goal, 7-44 3:27  
00:01 VA - Brian Delaney 32 yd field goal, 8-52 0:55

### OVERTIME

15:00 GT - Wesley Wells 40 yd field goal, 4-2 0:00

## TEAM STATISTICS

	VA.	GT
First Downs	24	13
Rushes-Yards	33-130	52-268
Passing-Yards	273	37
Pass Comp-Att-Int.	22-28-0	1-8-0
Total Offense	403	305
Fumbles-Lost	1-1	0-0
Penalties-Yards	4-35	3-25
Punts-Yards (Avg/Net)	2-90 (45.0/45.0)	3-140 (46.7/46.3)
Kickoffs-Yards (Avg/Net)	7-399 (57.0/28.1)	6-379 (63.2/38.7)
Punt Returns (No.-Yds.-TD)	2-1-0	1-0-0
Kickoff Returns (No.-Yds.-TD)	5-122-0	1-77-1
Interceptions (No.-Yds.-TD)	0-0-0	0-0-0
Fumble Returns (No.-Yds.-TD)	0-0-0	0-0-0
Time of Possession	28:46	31:14
Third-Down Conversions	5-of-9	10-of-18
Fourth-Down Conversions	0-of-0	0-of-1
Red-Zone Scores-Chances	5-5	3-4
Sacks By (No.-Yds.)	1-7	2-14
Field Goals	2-3	4-4
Points Off Turnovers	0	8

## INDIVIDUAL STATISTICS

**RUSHING:** Virginia — B. Perkins 16-73; J. Ellis 12-33; B. Armstrong 2-13; L. Atkins 1-7; Q. Zacheaus 1-4; C. Sharp 1-0.  
GT — T. Marshall 15-107; J. Howard 11-43; Q. Searcy 1-33; N. Cottrell 6-31; T. Oliver 9-27; C. Lynch 6-15; J. Mason 3-9; J. Camp 1-3.  
**PASSING:** Virginia — B. Perkins 21-26-0 217; B. Armstrong 1-2-0 56.  
GT — T. Marshall 1-8-0 37.  
**RECEIVING:** Virginia — O. Zacheaus 10-96; H. Dubois 5-46; T. Jara 3-32; J. Reed 2-78; E. Butts 2-21.  
GT — B. Stewart 1-37.  
**INTERCEPTIONS:** Virginia — None.  
GT — None.  
**FUMBLE RECOVERIES:** Virginia — None.  
GT — Alexander.  
**FORCED FUMBLES:** Virginia — None.  
GT — None.  
**TACKLES FOR LOSS:** Virginia — Christ 1.0-7; Nelson 1.0-3.  
GT — Johnson 1.0-12; Mitchell 1.0-2.  
**SACKS:** Virginia — Christ 1.0-7.  
GT — Johnson 1.0-12; Mitchell 1.0-2.

## GEORGIA TECH #5 GEORGIA

Nov. 24, 2018 • Athens, Ga. • Sanford Stadium  
Attendance: 92,746

SCOREBOARD	1	2	3	4	FINAL
GEORGIA TECH (7-5, 5-3)	7	0	0	14	21
GEORGIA (11-1, 6-1)	14	24	7	0	45

### FIRST QUARTER

10:23 UGA - Riley Ridley 5 yd pass from Jake Fromm (R. Blankenship kick), 9-75 4:37  
00:51 UGA - D'Andre Swift 1 yd run (R. Blankenship kick), 11-88 6:07  
00:32 GT - Juanyeh Thomas 100 yd kickoff return (Wesley Wells kick)

### SECOND QUARTER

12:56 UGA - J. Holloman 12 yd pass from Jake Fromm (R. Blankenship kick), 6-63 2:29  
09:22 UGA - Macole Hardman 44 yd pass from Jake Fromm (R. Blankenship kick), 1-44 0:08  
05:00 UGA - E. Holyfield 8 yd run (R. Blankenship kick), 5-33 2:11  
00:00 UGA - R. Blankenship 25 yd field goal, 7-40 0:48

### THIRD QUARTER

10:20 UGA - Riley Ridley 4 yd pass from Jake Fromm (R. Blankenship kick), 6-53 3:05

### FOURTH QUARTER

07:33 GT - Qua Searcy 3 yd run (Wesley Wells kick), 6-44 2:57  
00:39 GT - Brad Stewart 28 yd pass from TaQuon Marshall (Wesley Wells kick), 7-69 0:59

## TEAM STATISTICS

	GT.	UGA
First Downs	12	25
Rushes-Yards	46-128	17-285
Passing-Yards	91	162
Pass Comp-Att-Int.	5-14-0	15-19-0
Total Offense	219	447
Fumbles-Lost	2-0	1-1
Penalties-Yards	2-20	2-10
Punts-Yards (Avg/Net)	4-146 (36.5/29.8)	1-45 (45.0/45.0)
Kickoffs-Yards (Avg/Net)	4-186 (46.5/36.2)	7-453 (64.7/32.6)
Punt Returns (No.-Yds.-TD)	0-0-0	1-27-0
Kickoff Returns (No.-Yds.-TD)	1-100-1	1-16-0
Interceptions (No.-Yds.-TD)	0-0-0	0-0-0
Fumble Returns (No.-Yds.-TD)	0-0-0	0-0-0
Time of Possession	29:27	30:33
Third-Down Conversions	3-of-13	2-of-6
Fourth-Down Conversions	3-of-6	2-of-2
Red-Zone Scores-Chances	1-1	6-7
Sacks By (No.-Yds.)	0-0	3-12
Field Goals	0-0	1-2
Points Off Turnovers	7	0

## INDIVIDUAL STATISTICS

**RUSHING:** GT — J. Howard 12-39; T. Marshall 20-39; C. Lynch 4-24; Q. Searcy 4-24; J. Mason 1-3; N. Cottrell 2-2; T. Oliver 1-(-1); J. Graham 2-(-2).  
UGA — D. Swift 14-105; E. Holyfield 9-79; J. Cook 7-39; J. Stanley 2-35; A. Crumpton 1-12; J. Fields 3-10; B. Harrien 3-3; W. Erdman 1-2; J. Fromm 1-1; Team 1-(-1).  
**PASSING:** GT — T. Marshall 4-12-0 69; J. Graham 1-1-0 22; T. Oliver 0-1-0 0.  
UGA — J. Fromm 13-16-0 175; J. Fields 2-3-0 (-13).  
**RECEIVING:** GT — B. Stewart 2-54; T. Marshall 1-22; J. Howard 1-15; Q. Searcy 1-0.  
UGA — I. Nauta 4-36; T. Godwin 2-30; J. Holloman 2-29; R. Ridley 2-9; M. Hardman 1-44; C. Woerner 1-15; T. Simmons 1-12; A. Crumpton 1-(-3); J. Fields 1-(-10).  
**INTERCEPTIONS:** GT — None.  
UGA — None.  
**FUMBLE RECOVERIES:** GT — Adams.  
UGA — None.  
**FORCED FUMBLES:** GT — Adams.  
UGA — None.  
**TACKLES FOR LOSS:** GT — Mitchell 0.5-1; C. Thomas 1.0-10; Carpenter 0.5-1; Adams 1.5-8; Campbell 0.5-1; Saint-Amour 0.5-0; K. Oliver 0.5-2.  
UGA — Ledbetter 1.0-3; Walker 1.0-2; Herring 1.5-4; Anderson 1.0-2; Crowder 0.5-4; Davis 1.0-4; Grant 1.0-2; Campbell 0.5-2; Baker 1.0-1; Tindall 0.5-1.  
**SACKS:** GT — None.  
UGA — Walker 1.0-1; Herring 0.5-3; Crowder 0.5-4; Davis 1.0-4.



## MINNESOTA GEORGIA TECH

Dec. 26, 2018 • Detroit, Mich. • Ford Field  
Attendance: 27,228

34  
10

SCOREBOARD	1	2	3	4	FINAL
MINNESOTA (7-6, 3-6)	10	3	7	14	34
GEORGIA TECH (7-6, 5-3)	0	3	7	0	10

### FIRST QUARTER

09:25 MINN - DeeJay Dallas 1 yd run (Bubba Baxa kick), 11-75 5:28

09:42 MINN - Carpenter,Emmit 31 yd field goal, 10-62 5:18

04:14 MINN - Johnson, Tyler 18 yd pass from Morgan, Tanner (Carpenter,Emmit kick), 7-48 3:11

### SECOND QUARTER

11:57 MINN - Carpenter,Emmit 27 yd field goal, 9-26 5:14

00:00 GT - Wells, W. 44 yd field goal, 4-37 0:18

### THIRD QUARTER

08:24 MINN - Ibrahim, M 3 yd run (Carpenter,Emmit kick), 5-60 2:50

00:55 GT - Cottrell, N. 20 yd run (Wells, W. kick), 14-75 7:23

### FOURTH QUARTER

12:07 MINN - Ibrahim, M 1 yd run (Carpenter,Emmit kick), 7-75 3:48

06:19 MINN - Johnson, Tyler 30 yd pass from Morgan, Tanner (Carpenter,Emmit kick), 6-73, 3:30

### TEAM STATISTICS

	MINN.	GT
First Downs	19	14
Rushes-Yards	43-260	44-206
Passing Yards	132	77
Pass Comp-Att-Int.	7-13-0	5-12-0
Total Offense	392	283
Fumbles-Lost	0-0	1-1
Penalties-Yards	4-30	3-30
Punts-Yards (Avg./Net)	0-0 (0/0)	4-75 (18.8/18.8)
Kickoff-Yards (Avg./Net)	7-424 (60.6/40.6)	2-130 (65.0/40.0)
Punt Returns (No.-Yds.-TD)	0-0-0	0-0-0
Kickoff Returns (No.-Yds.-TD)	0-0-0	5-115-0
Interception (No.-Yds.-TD)	0-0-0	0-0-0
Fumbles Returns (No.-Yds.-TD)	0-0-0	0-0-0
Possession Time	30:43	29:17
Third-Down Conversions	7 of 10	4 of 14
Fourth-Down Conversions	0 of 0	4 of 6
Red-Zone Scores-Chances	5-5	1-2
Sacks By (No.-Yds.)	1-5	1-6
Field Goals	2-3	1-1

### INDIVIDUAL STATISTICS

**RUSHING:** GT — TaQuon Marshall 22-75; Tobias Oliver 9-69; Nathan Cottrell 3-36; Jordan Mason 5-19;

Jerry Howard 2-3; Clinton Lynch 1-3; Qua Searcy 2-1.

Minnesota — Ibrahim, M 31-224; Green, Seth 5-31; Morgan, Tanner 3-3; Femi-Cole, J 1-2;

Williams, Bryce 1-2; TEAM 2 (-2).

**PASSING:** GT — TaQuon Marshall 4-9-0-76; Tobias Oliver 1-3-0-1.

Minnesota — Morgan, Tanner 7-13-0-132

**RECEIVING:** GT — Jalen Camp 3-25; Qua Searcy 1-51; Jerry Howard 1-1.

Minnesota — Johnson, Tyler 4-57; Bateman, Rashod 2-34; Autman-Bell, C 1-41.

**INTERCEPTIONS:** GT — None.

Minnesota — None.

**FUMBLE RECOVERIES:** GT — None.

Minnesota — Huff.

**FORCED FUMBLES:** GT — None.

Minnesota — None.

**TACKLES FOR LOSS:** GT — Johnson 1.0-6; Mitchell 1.0-1; Saint-Amour 1.0-1.

Minnesota — Huff 1.0-5; DeLattiboudere 1.0-8.

**SACKS:** GT — Johnson 1.0-6.

Minnesota — Huff 1.0-5.

## HONORS AND AWARDS

### ACADEMIC ALL-DISTRICT

- Sr. OL Andrew Marshall
- Sr. DB Malik Rivera
- Sr. WR Brad Stewart

### ACC DEFENSIVE LINEMAN OF THE WEEK

- Sr. DE Anree Saint-Amour (Nov. 3 at North Carolina)

### ACC LINEBACKER OF THE WEEK

- Sr. OLB Jalen Johnson (Nov. 10 vs. Miami)

### ACC OFFENSIVE LINEMAN OF THE WEEK

- Jr. LG Parker Braun (Oct. 5 at Louisville)
- Jr. LG Parker Braun (Oct. 25 at Virginia Tech)

### ACC QUARTERBACK OF THE WEEK

- Sr. QB TaQuon Marshall (Oct. 5 at Louisville)

### ACC ROOKIE OF THE WEEK

- R-Fr. QB Tobias Oliver (Oct. 25 at Virginia Tech)
- R-Fr. QB Tobias Oliver (Nov. 3 at North Carolina)

### ACC SPECIALIST OF THE WEEK

- Fr. PK Wesley Wells (Nov. 17 vs. Virginia)

### MAXWELL AWARD WATCH LIST

- Sr. QB TaQuon Marshall
- Jr. BB KirVonte Benson

### OUTLAND TROPHY WATCH LIST

- Jr. OL Parker Braun

### RIMINGTON TROPHY WATCH LIST

- Jr. C Kenny Cooper

### RAY GUY AWARD WATCH LIST

- So. P Pressley Harvin III

### EAST CAMPBELL AWARD WATCH LIST

(Offensive Player In or From Texas)

- Jr. OL Parker Braun

### WUERFFEL AWARD WATCH LIST

- Sr. WR Brad Stewart

### CAMPBELL AWARD WATCH LIST

- Sr. WR Brad Stewart

# RECORD BOOK



## RUSHING

### ATTEMPTS

#### GAME

44 – TaQuon Marshall vs. Tenn., 2017

#### SEASON

297 – Tashard Choice, 2006

#### CAREER

914 – Robert Lavette, 1981-84

### YARDS

#### GAME

356 – Eddie Lee Ivery vs. Air Force, 1978

#### SEASON

1,562 – Eddie Lee Ivery, 1978

#### CAREER

4,066 – Robert Lavette, 1981-84

### TOUCHDOWNS

#### GAME

5 – TaQuon Marshall vs. Tennessee, 2017

#### SEASON

20 – Tevin Washington, 2012

#### CAREER

45 – Robert Lavette, 1981-84

### YARDS PER ATTEMPT

#### GAME [MIN. 25 ATTEMPTS]

13.7 – Eddie Lee Ivery vs. Air Force, 1978

#### SEASON [MIN. 100 ATTEMPTS]

7.2 – Dorsey Levens, 1993

#### SEASON [MIN. 50 ATTEMPTS]

10.1 – Orwin Smith, 2011

#### CAREER [MIN. 400 ATTEMPTS]

6.2 – Jonathan Dwyer, 2007-09

#### CAREER [MIN. 300 ATTEMPTS]

6.4 – Anthony Allen, 2009-10

#### CAREER [MIN. 200 ATTEMPTS]

7.6 – Roddy Jones, 2008-11

### RUSHING YARDS BY QUARTERBACK

#### GAME

249 – TaQuon Marshall vs. Tennessee, 2017

#### SEASON

1,146 – TaQuon Marshall, 2017

#### CAREER

2,806 – Joshua Nesbitt, 2007-10

### LONGEST RUSH

#### GAME

95 – Orwin Smith vs. Kansas, 2011

## PASSING

### ATTEMPTS

#### GAME

61 – Larry Good vs. Tennessee, 1968

#### SEASON

384 – George Godsey, 2001

#### CAREER

1,363 – Reggie Ball, 2003-06

### COMPLETIONS

#### GAME

39 – George Godsey vs. Virginia, 2001

#### SEASON

249 – George Godsey, 2001

#### CAREER

662 – Reggie Ball, 2003-06

### MOST COMPLETIONS WITHOUT INT

#### GAME

35 – George Godsey vs. Clemson, 2000

### CONSECUTIVE COMPLETIONS

#### SEASON

18 – Joe Hamilton, 1999 [Florida State (15), The Citadel (3)]

### YARDS

#### GAME

486 – George Godsey vs. Virginia, 2001

#### SEASON

3,085 – George Godsey, 2001

#### CAREER

8,882 – Joe Hamilton, 1996-99

### TOUCHDOWNS

#### GAME

5 – Eddie McAshan vs. Rice, 1972;  
Joe Hamilton vs. Clemson, 1999

#### SEASON

29 – Joe Hamilton, 1999

#### CAREER

65 – Joe Hamilton, 1996-99

### INTERCEPTIONS

#### GAME

5 – Jerry Priestley vs. Tennessee, 1964;  
Eddie McAshan vs. Rice, 1972

#### SEASON

21 – Eddie McAshan, 1970

#### CAREER

55 – Reggie Ball, 2003-06

### YARDS PER GAME

#### SEASON

278.2 – Joe Hamilton, 1999

#### CAREER

206.6 – Joe Hamilton, 1996-99

### YARDS PER COMPLETION

#### SEASON [MIN. 100 COMPLETIONS]

15.1 – Joe Hamilton, 1999

#### SEASON [MIN. 75 COMPLETIONS]

22.7 – Joshua Nesbitt, 2009

#### CAREER [MIN. 200 COMPLETIONS]

18.4 – Justin Thomas, 2013-16

#### CAREER [MIN. 100 COMPLETIONS]

18.9 – Joshua Nesbitt, 2007-10;  
Tevin Washington, 2009-12

### YARDS PER ATTEMPT

#### SEASON [MIN. 100 ATTEMPTS]

11.01 – Tevin Washington, 2011

#### CAREER [MIN. 500 ATTEMPTS]

8.94 – Justin Thomas, 2013-16

#### CAREER [MIN. 300 ATTEMPTS]

9.60 – Tevin Washington, 2009-12

### COMPLETION PERCENTAGE

#### GAME

.880 – Joe Hamilton vs. Florida State, 1999  
(22-25)

#### SEASON [MIN. 75 ATTEMPTS]

.666 – Joe Hamilton, 1999

#### CAREER [MIN. 150 ATTEMPTS]

.633 – George Godsey, 1998-01

### PASS EFFICIENCY RATING

#### GAME [MIN. 15 ATTEMPTS]

309.8 – George Godsey vs. Navy, 2001

#### GAME [MIN. 10 ATTEMPTS]

312.8 – Tevin Washington vs. W. Carolina,  
2011

#### SEASON

175.0 – Joe Hamilton, 1999

#### CAREER

148.2 – Joe Hamilton, 1996-99

### LONGEST PASS

#### GAME

96 – Joe Hamilton (to Charlie Rogers) vs.  
UCF, 1996

## RECEIVING

### RECEPTIONS

#### GAME

14 – John Sias vs. Navy, 1968;  
Steve Harkey vs. South Carolina, 1970;  
Robert Lavette vs. Notre Dame, 1981;  
Kelly Campbell vs. Clemson, 2000

#### SEASON

78 – Jonathan Smith, 2003

#### CAREER

195 – Kelly Campbell, 1998-2001

### YARDS

#### GAME

243 – Dez White vs. Virginia, 1998

#### SEASON

1,202 – Calvin Johnson, 2006

#### CAREER

2,927 – Calvin Johnson, 2004-06

### TOUCHDOWNS

#### GAME

4 – Buck Martin vs. Auburn, 1951

#### SEASON

15 – Calvin Johnson, 2006

#### CAREER

28 – Calvin Johnson, 2004-06

**YARDS PER RECEPTION****SEASON** [MIN. 25 RECEPTIONS]

29.3 – Stephen Hill, 2011

**CAREER** [MIN. 50 RECEPTIONS]

20.4 – Dez White, 1997-99

**LONGEST RECEPTION****GAME**

96 – Charlie Rogers (from Joe Hamilton) vs. UCF, 1996

**TOTAL OFFENSE****MOST PLAYS****GAME**

68 – Larry Good vs. Tennessee, 1968

**SEASON**

489 – Reggie Ball, 2003

**CAREER**

1,858 – Reggie Ball, 2003-06

**YARDS****GAME**

477 – George Godsey vs. Virginia, 2001

**SEASON**

3,794 – Joe Hamilton, 1999

**CAREER**

10,640 – Joe Hamilton, 1996-99

**YARDS PER GAME****SEASON**

344.9 – Joe Hamilton, 1999

**CAREER**

247.4 – Joe Hamilton, 1996-99

**YARDS PER PLAY****SEASON**

8.27 – Joe Hamilton, 1999

**CAREER**

6.99 – Joe Hamilton, 1996-99

**TOUCHDOWN RESPONSIBILITY****GAME**5 – Eddie McAshan vs. Rice, 1972;  
Joe Hamilton vs. Florida State, 1999;  
Joe Hamilton vs. Clemson, 1999;  
Vad Lee vs. Duke, 2013;  
Justin Thomas vs. Georgia Southern, 2014;  
TaQuon Marshall vs. Tennessee, 2017**SEASON**

35 – Joe Hamilton, 1999

**CAREER**

83 – Joe Hamilton, 1996-99

**ALL-PURPOSE YARDS****GAME**

367 – Eddie Lee Ivery vs. Air Force, 1978

**SEASON**

1,879 – Eddie Lee Ivery, 1978

**CAREER**

5,393 – Robert Lavette, 1981-84

**SCORING****POINTS SCORED****GAME**

30 – TaQuon Marshall vs. Tennessee, 2017

**SEASON**

120 – Tevin Washington, 2012

**CAREER**

337 – Harrison Butker, 2013-16

**TOUCHDOWNS****GAME**

5 – TaQuon Marshall vs. Tennessee, 2017

**SEASON**

20 – Tevin Washington, 2012

**CAREER**

46 – Robert Lavette, 1981-84

**DEFENSIVE TOUCHDOWNS****GAME**

2 – Rick Lewis vs. Tulane, 1970

**SEASON**

3 – Jeff Ford, 1969; Jerrard Tarrant, 2009

**CAREER**

4 – Jeff Ford, 1969-71

**TWO-POINT CONVERSIONS****GAME**2 – Joel Stevenson vs. Duke, 1968;  
Kerry Watkins vs. Wake Forest, 1999**SEASON**2 – Joel Stevenson, 1968;  
Kenny Bounds, 1968;  
Joe Hamilton, 1998;  
Kerry Watkins, 1999**CAREER**

3 – Kerry Watkins, 1999-02

**KICKING****POINTS BY KICKING****GAME**

17 – Ron Rice vs. Citadel, 1982

**SEASON**

106 – Travis Bell, 2007

**CAREER**

337 – Harrison Butker, 2013-16

**PATs ATTEMPTED****GAME**

10 – Luke Manget vs. Navy, 2001

**SEASON**

66 – Harrison Butker, 2014

**CAREER**

210 – Luke Manget, 1999-2002

**PATs MADE****GAME**

10 – Luke Manget vs. Navy, 2001

**SEASON**

65 – Harrison Butker, 2014

**CAREER**

208 – Harrison Butker, 2013-16

**CONSECUTIVE PATs MADE****SEASON**

56 – Justin Moore, 2011

**CAREER**

160 – Luke Manget, 1999-2002

**PAT PERCENTAGE****SEASON**1.000 – multiple times, most recently by:  
Wesley Wells [39-of-39], 2018**CAREER**

1.000 – Luke Manget, 1999-2002 [160-of-160];

Travis Bell, 2004-07 [138-of-138]

**FIELD GOALS ATTEMPTED****GAME**

7 – Luke Manget vs. NC State, 2001

**SEASON**

28 – Luke Manget, 2001; Travis Bell, 2007

**CAREER**

88 – Scott Sisson, 1989-92

**FIELD GOALS MADE****GAME**

5 – Ron Rice vs. The Citadel, 1982

**SEASON**

23 – Travis Bell, 2007

**CAREER**

61 – Travis Bell, 2004-07

**FIELD GOALS PERCENTAGE****SEASON**

1.000 – Wesley Wells, 2018 (9-9)

**CAREER**

.743 – Scott Blair, 2007-10 (41-56)

**LONGEST FIELD GOAL MADE****GAME**

55 – E.O. Wheeler vs. VMI, 1973; Ron Rice vs. The Citadel, 1982; David Bell vs. Georgia, 1986

**LONGEST FIELD GOAL ATTEMPTED****GAME**

64 – Ron Rice vs. Auburn, 1982

**PUNTING****MOST PUNTS****GAME**12 – Chip Pallman vs. Notre Dame, 1970;  
Sean McDevitt vs. Clemson, 1987;  
Rodney Williams vs. Florida State, 1997**HISTORIC**

21 – Hawk Cavette vs. Florida, 1938

**SEASON**

88 – Jeff Pierce, 1980

**CAREER**

252 – Jeff Pierce, 1978-81



**YARDS****GAME**

553 – Rodney Williams vs. Florida State, 1997

**SEASON**

3,609 – Jeff Pierce, 1980

**CAREER**

10,271 – Jeff Pierce, 1978-81

**YARDS PER PUNT****GAME** [MIN. 3 PUNTS]

60.0 – Durant Brooks vs. North Carolina, 2007

**GAME** [MIN. 2 PUNTS]

65.5 – Michael Kelley vs. Alabama, 1979

**SEASON** [MIN. 35 PUNTS]

45.64 – Rodney Williams, 1997

**CAREER** [MIN. 75 PUNTS]

45.31 – Durant Brooks, 2006-07

**LONGEST PUNT****GAME**

80 – Michael Kelley vs. Alabama, 1979

**HISTORIC**

85 – Buck Flowers vs. Davidson, 1920

**RETURNS****KICKOFF RETURNS****GAME**

7 – five times

**SEASON**

37 – Orwin Smith, 2009

**CAREER**

94 – Drew Hill, 1975-78

**KICKOFF RETURN YARDS****GAME**

230 – Jamal Golden vs. North Carolina, 2012 (7 ret)

**SEASON**

888 – Orwin Smith, 2009

**CAREER**

2,357 – Drew Hill, 1975-78

**KICKOFF RETURN TOUCHDOWNS****GAME**

1 – 16 times, most recently:  
Lamont Simmons at Miami (Fla.), 2017

**SEASON**

2 – Drew Hill, 1978; Jamal Golden, 2012;  
Juanyeh Thomas, 2018

**CAREER**

2 – Drew Hill, 1975-78;  
Gary Lee, 1983-86;  
Dez White, 1997-99;  
Jamal Golden, 2011-15

**YARDS PER KICKOFF RETURN****GAME** [MIN. 2 RETURNS]

58.5 – Drew Hill vs. Georgia, 1978

**SEASON** [MIN. 10 RETURNS]

30.0 – Drew Hill, 1978

**CAREER** [MIN. 15 RETURNS]

25.4 – Drew Hill, 1975-78

**LONGEST KICKOFF RETURN****GAME**

100 – Drew Hill vs. Georgia, 1978;  
Dez White vs. Maryland, 1998;  
Jamal Golden vs. North Carolina, 2012;  
Juanyeh Thomas vs. Georgia, 2018

**HISTORIC**

102 – Dewey Scarboro vs. Georgetown, 1919

**PUNT RETURNS****GAME**

9 – Kelley Rhino vs. The Citadel, 2001

**SEASON**

48 – Willie Clay, 1991;

Kelley Rhino, 2001

**CAREER**

112 – Kelley Rhino, 1999-2002

**PUNT RETURN YARDS****GAME**

149 – Gerry Bussell vs. Auburn, 1962

**SEASON**

515 – Kelley Rhino, 2001

**CAREER**

1,135 – Kelley Rhino, 1999-2002

**PUNT RETURN TOUCHDOWNS****GAME**

1 – several times, most recently:  
Jerrard Tarrant vs. Clemson, 2009

**SEASON**

2 – Jimmy Brown, 1966;  
Charlie Rogers, 1998;  
Jonathan Smith, 2003;  
Jerrard Tarrant, 2009

**CAREER**

3 – Jimmy Brown, 1965-67

**YARDS PER PUNT RETURN****GAME** [MIN. 2 RETURNS]

68.0 – Randy Rhino vs. South Carolina, 1972

**SEASON** [MIN. 10 RETURNS]

22.6 – Jimmy Brown, 1965

**CAREER** [MIN. 25 RETURNS]

15.2 – Charlie Rogers, 1995-99

**LONGEST PUNT RETURN****GAME**

95 – Randy Rhino vs. South Carolina, 1972

**DEFENSE****INTERCEPTIONS****GAME**

3 – Bobby Moorhead vs. Auburn, 1952;  
Bubba Hoats vs. Georgia, 1969;  
Randy Rhino vs. Rice, 1972;  
Ken Swilling vs. Boston College, 1989;  
Brian Wilkins vs. Florida State, 1996

**HISTORIC**

3 – Howard Ector vs. Vanderbilt, 1937

**SEASON**

9 – Jeff Ford, 1969; Willie Clay, 1991

**CAREER**

16 – Willie Clay, 1988-91

**INTERCEPTION RETURN YARDS****GAME**

100 – Jeff Ford vs. Notre Dame, 1969

**SEASON**

257 – Jeff Ford, 1969

**CAREER**

320 – Jeff Ford, 1969-71

**INTERCEPTION RETURNS FOR TD****SEASON**

3 – Jeff Ford, 1969 (TIED NCAA RECORD)

**CAREER**

4 – Jeff Ford, 1969-71

**TACKLES****GAME**

By Linebacker: 28 – Eric Wilcox vs. Georgia, 1967

By Down Lineman: 20 – John Battle vs.

Duke, 1964

By Defensive Back: 19 – Danny Rhino vs.

Virginia, 1974;

Cleve Pounds vs. Auburn, 1984;

Cleve Pounds vs. NC State, 1984;

Ken Swilling vs. Virginia, 1989

**SEASON**

By Linebacker: 188 – Joe Harris, 1974

By Down Lineman: 112 – John Battle, 1965

By Defensive Back: 114 – Cleve Pounds, 1984

**CAREER**

By Linebacker: 467 – Keith Brooking, 1994-97

By Down Lineman: 271 – Franklin Brooks, 1952-55

By Defensive Back: 283 – Isaiah Johnson, 2010-14

**TACKLES FOR LOSS****GAME**

7 – Pat Swilling vs. NC State, 1985

**SEASON**

24 – Eric Henderson, 2003

**CAREER**

59.5 – Eric Henderson, 2002-05

**SACKS****GAME**

7 – Pat Swilling vs. NC State, 1985

**SEASON**

15 – Pat Swilling, 1985

**CAREER**

31.5 – Jeremiah Attaochu, 2010-13

**FUMBLES FORCED****GAME**

2 – 10 times, most recently:


Anree Saint-Amour at Louisville, 2018

**FUMBLES RECOVERED****GAME**

2 – 18 times, most recently:

Charlie Thomas at Louisville, Oct. 5, 2018

## RUSHING



Robert Lavette

## RUSHING YARDS

## CAREER

PLAYER	YEARS	YDS
1. Robert Lavette	1981-84	4,066
2. Jerry Mays	1985-89	3,699
3. Eddie Lee Ivery	1975-78	3,517
4. Tashard Choice	2005-07	3,365
5. P.J. Daniels	2002-05	3,346
6. Jonathan Dwyer	2007-09	3,226
7. Joshua Nesbitt	2007-10	2,806
8. Joe Burns	1998-01	2,634
9. Justin Thomas	2013-16	2,412
10. C.J. Williams	1994-96	2,365
11. David Sims	1974-76	2,274
12. David Sims	2010-13	2,252
13. Tevin Washington	2009-12	2,225
14. TaQuon Marshall	2015-18	2,189
15. Zach Laskey	2011-14	2,033
16. William Bell	1989-93	2,026
17. Anthony Allen	2009-10	1,934
18. Roddy Jones	2008-11	1,846
19. Orwin Smith	2009-12	1,839
20. Leon Hardeman	1951-53	1,794
21. Ronny Cone	1979-83	1,777
22. Joe Hamilton	1996-99	1,758
23. Lenny Snow	1965-67	1,743
24. Bill Teas	1951-54	1,689
25. Jimmy Lincoln	1991-94	1,601
26. Cory Collier	1983-86	1,590
27. Malcolm King	1984-87	1,576
28. Bobby North	1947-50	1,505
29. Reggie Ball	2003-06	1,451
30. Brent Cunningham	1969-71	1,446
31. Charles Wiley	1995-98	1,431
32. Greg Horne	1971-73	1,425
33. Synjin Days	2011-14	1,396
34. Glenn Turner	1951-53	1,329
35. Sean Gregory	1998-01	1,290
36. Charlie Rogers	1995-98	1,287
37. Clinton Lynch	2014-18	1,287
38. Phillip Rogers	1995-99	1,264
39. Rodney Lee	1977-79	1,250
40. Robert Godhigh	2010-13	1,191
41. KirVonte Benson	2016-18	1,169
42. Adrian Rucker	1974-77	1,162

Bucky Shamburger	1975-78	1,162
44. Michael Smith	1991-94	1,083
45. Vad Lee	2012-13	1,057
46. KirVonte Benson	2016-18	1,053
47. Dorsey Levens	1992-93	1,036
48. Embry Peeples	2008-11	1,035
49. Pat Moriarty	1973-77	1,007

## SEASON

PLAYER	YEAR	YDS
1. Eddie Lee Ivery	1978	1,562
2. Tashard Choice	2006	1,473
3. P.J. Daniels	2003	1,447
4. Jonathan Dwyer	2008	1,395
Jonathan Dwyer	2009	1,395
6. Tashard Choice	2007	1,379
7. Jerry Mays	1989	1,349
8. Anthony Allen	2010	1,316
9. Robert Lavette	1982	1,208
10. Robert Lavette	1984	1,189
11. Joe Burns	2001	1,165
12. TaQuon Marshall	2017	1,146
13. C.J. Williams	1995	1,138
14. Justin Thomas	2014	1,086
15. KirVonte Benson	2017	1,053
16. Joshua Nesbitt	2009	1,037
17. Tevin Washington	2011	987

## ATTEMPTS

## CAREER

PLAYER	YEARS	ATT
1. Robert Lavette	1981-84	914
2. P.J. Daniels	2002-05	707
3. Jerry Mays	1985-89	695
4. Tashard Choice	2005-07	675
5. Joshua Nesbitt	2005-07	653
6. Joe Burns	1998-2001	614
7. Eddie Lee Ivery	1975-78	609
8. Tevin Washington	2009-12	542
9. C.J. Williams	1994-96	539
10. Jonathan Dwyer	2007-09	517
11. Justin Thomas	2013-16	505
12. Joe Hamilton	1996-99	501
13. Reggie Ball	2003-06	495
14. TaQuon Marshall	2015-18	478

15. Lenny Snow	1965-67	445
16. David Sims	2010-13	438
17. William Bell	1989-93	418
18. Shawn Jones	1989-92	392
19. Zach Laskey	2011-14	388
20. Ronny Cone	1979-83	381

## SEASON

PLAYER	YEAR	ATT
1. Tashard Choice	2006	297
2. P.J. Daniels	2003	283
3. Joe Burns	2001	282
4. Robert Lavette	1982	280
5. Joshua Nesbitt	2009	279
6. Eddie Lee Ivery	1978	267
7. Tashard Choice	2007	261
8. Robert Lavette	1984	260
9. Jerry Mays	1989	249
10. TaQuon Marshall	2017	247

## YARDS PER ATTEMPT [MIN. 200 ATTEMPTS]

## CAREER

PLAYER	YEARS	AVG
1. Roddy Jones	2008-11	7.59
2. Anthony Allen	2009-10	6.36
3. Jonathan Dwyer	2007-09	6.24
4. David Sims	1974-76	6.00
5. Charlie Rogers	1995-98	5.85
6. Eddie Lee Ivery	1975-78	5.78
7. Bill Teas	1951-54	5.74
8. Synjin Days	2011-14	5.47
9. Leon Hardeman	1951-53	5.32
Jerry Mays	1985-89	5.32

## YARDS PER GAME [MIN. 200 ATTEMPTS]

## SEASON

PLAYER	YEAR	AVG
1. Eddie Lee Ivery	1978	142.0
2. Jerry Mays	1989	122.6
3. Tashard Choice	2007	114.9
4. P.J. Daniels	2003	111.3
5. Robert Lavette	1982	109.8
6. Robert Lavette	1984	108.1
7. Jonathan Dwyer	2008	107.3
8. Tashard Choice	2006	105.2
9. TaQuon Marshall	2017	104.2
10. C.J. Williams	1995	103.5

## TOUCHDOWNS

## CAREER

PLAYER	YEARS	TD
1. Robert Lavette	1981-84	45
2. Tevin Washington	2009-12	38
3. Joshua Nesbitt	1981-84	35
Jonathan Dwyer	2007-09	35
5. Joe Burns	1998-01	31
6. TaQuon Marshall	2015-18	29
7. Tashard Choice	2005-07	28
8. P.J. Daniels	2002-05	23
David Sims	2010-13	23
10. Leon Hardeman	1951-53	22
Eddie Lee Ivery	1975-78	22
Justin Thomas	2013-16	22
13. David Sims	1974-76	21
14. C.J. Williams	1994-96	20
Orwin Smith	2009-12	20



## SEASON

PLAYER	YEAR	TD
1. Tevin Washington	2012	20
2. Robert Lavette	1982	19
3. Joshua Nesbitt	2009	18
4. TaQuon Marshall	2017	17
5. Robert Lavette	1984	14
Joe Burns	2001	14
Jonathan Dwyer	2009	14
Tevin Washington	2011	14
9. Sean Gregory	1999	13
10. Lenny Snow	1966	12
C.J. Williams	1995	12
Joe Burns	2000	12
Tashard Choice	2006	12
Jonathan Dwyer	2008	12
Dedrick Mills	2016	12

## 100-YARD GAMES

## CAREER

PLAYER	YEARS	G
1. Robert Lavette	1981-84	18
Tashard Choice	2005-07	18
3. Jonathan Dwyer	2007-09	17
4. P.J. Daniels	2002-05	16
5. Jerry Mays	1985-89	15
6. Eddie Lee Ivery	1975-78	14
7. Joe Burns	1998-01	11
8. C.J. Williams	1994-96	10
TaQuon Marshall	2015-18	10
10. David Sims	1974-76	8
Joshua Nesbitt	2007-10	8
Anthony Allen	2009-10	8

## SEASON

PLAYER	YEAR	G
1. Tashard Choice	2006	9
Jonathan Dwyer	2008	9
3. Eddie Lee Ivery	1978	8
Tashard Choice	2007	8
5. Robert Lavette	1982	7
Jerry Mays	1989	7
Jonathan Dwyer	2009	7
8. Robert Lavette	1984	6
C.J. Williams	1995	6
Joe Burns	2001	6
P.J. Daniels	2003	6
P.J. Daniels	2005	6
Anthony Allen	2010	6
TaQuon Marshall	2017	6

## CONSECUTIVE 100-YARD GAMES

## CAREER

PLAYER	YEARS	G
1. Tashard Choice	2006-07	9
2. Eddie Lee Ivery	1978	7
3. Tony Hollings	2002	4
P.J. Daniels	2004-05	4
Jonathan Dwyer	2008	4
Jonathan Dwyer	2009	4

## 200-YARD GAMES

## CAREER

PLAYER	YEARS	G
1. Jerry Mays	1985-89	2
P.J. Daniels	2002-05	2
3. Brent Cunningham	1969-71	1
Eddie Lee Ivery	1975-78	1
Robert Lavette	1981-84	1
Jimmy Lincoln	1991-94	1
C.J. Williams	1994-96	1
Tashard Choice	2005-07	1
Roddy Jones	2008-11	1
TaQuon Marshall	2015-18	1

## RUSHING YARDS BY QUARTERBACK

## CAREER

PLAYER	YEARS	YDS
1. Josh Nesbitt	2007-10	2,806
2. Justin Thomas	2013-16	2,412
3. Tevin Washington	2009-12	2,225
4. TaQuon Marshall	2015-18	2,131
5. Joe Hamilton	1996-99	1,758
6. Reggie Ball	2003-06	1,451
7. Vad Lee	2012-13	1,057
8. Danny Myers	1973-75	921
9. Shawn Jones	1989-92	855
10. Donnie Davis	1992-95	749

## SEASON

PLAYER	YEAR	YDS
1. TaQuon Marshall	2017	1,146
2. Justin Thomas	2014	1,086
3. Joshua Nesbitt	2009	1,037
4. Tevin Washington	2011	987
5. TaQuon Marshall	2018	971
6. Joshua Nesbitt	2010	737
7. Joe Hamilton	1999	734
8. Joshua Nesbitt	2008	693
9. Tevin Washington	2012	684
10. Justin Thomas	2016	604

## RUSHING TOUCHDOWNS BY

## QUARTERBACK

## CAREER

PLAYER	YEARS	TD
1. Tevin Washington	2009-12	38
2. Joshua Nesbitt	2007-10	35
3. TaQuon Marshall	2015-18	29
4. Justin Thomas	2013-16	22
5. Shawn Jones	1989-92	19
6. Joe Hamilton	1996-99	18
7. Vad Lee	2012-13	17
8. Billy Lothridge	1961-63	15
9. Danny Myers	1973-75	14
10. Tobias Oliver	2018-pres.	12

## SEASON

PLAYER	YEAR	TD
1. Tevin Washington	2012	20
2. Josh Nesbitt	2009	18
3. TaQuon Marshall	2017	17
4. Tevin Washington	2011	14
5. Tobias Oliver	2018	11
6. Josh Nesbitt	2009	10
7. Billy Lothridge	1962	9
Vad Lee	2012	9
9. Vad Lee	2013	8
Justin Thomas	2014	8

## YEAR-BY-YEAR LEADERS

## RUSHING YARDS

YEAR	PLAYER	YDS
1950	Bobby North	663
1951	Leon Hardeman	647
1952	Bill Teas	825
1953	Bill Teas	610
1954	Jimmy Thompson	442
1955	George Volkert	583
1956	Ken Owen	497
1957	Lester Simerville	275
1958	Floyd Faucette	473

## TOP SINGLE-GAME RUSHING DUO

YARDS	DUO	OPPONENT	DATE
429	Eddie Lee Ivery (356) / Darish Davis (73)	vs. Air Force	Nov. 11, 1978

## TOP SINGLE-SEASON RUSHING DUOS


DUO	YEAR	YARDS
1. Jonathan Dwyer (1,395) / Joshua Nesbitt (1,037)	2009	2,432
2. TaQuon Marshall (1,146) / KirVonte Benson (1,053)	2017	2,199
3. Jonathan Dwyer (1,395) / Joshua Nesbitt (693)	2008	2,088
4. Anthony Allen (1,316) / Joshua Nesbitt (737)	2010	2,053
5. Justin Thomas (1,086) / Synjyn Days (924)	2014	2,010

## TOP SINGLE-SEASON RUSHING TRIOS

TRIO	YEAR	YARDS
1. J. Dwyer (1,395) / J. Nesbitt (1,037) / A. Allen (618)	2009	3,050
2. Justin Thomas (1,086) / Synjyn Days (924) / Zach Laskey (851)	2014	2,861
3. Jonathan Dwyer (1,395) / Josh Nesbitt (693) / Roddy Jones (690)	2008	2,778
4. Anthony Allen (1,316) / Josh Nesbitt (737) / Orwin Smith (516)	2010	2,569
5. TaQuon Marshall (971) / Tobias Oliver (876) / Jordan Mason (659)	2018	2,506
6. TaQuon Marshall (1,146) / KirVonte Benson (1,053) / Nathan Cottrell (271)	2017	2,470
7. Tevin Washington (987) / David Sims (698) / Orwin Smith (615)	2011	2,329
8. Bill Teas (788) / Windle Hardeman (776) / Glenn Turner (672)	1952	2,236
9. T. Choice (1,379) / J. Dwyer (436) / J. Nesbitt (339)	2007	2,154
10. David Sims (884) / Robert Godhigh (744) / Vad Lee (513)	2013	2,141

1959	Floyd Faucette	330
1960	Chick Graning	315
1961	Mike McNames	350
1962	Billy Lothridge	478
1963	Ray Mendheim	427
1964	Johnny Gresham	437
1965	Lenny Snow	597
1966	Lenny Snow	761
1967	Lenny Snow	385
1968	Kenny Bounds	188
1969	Brent Cunningham	459
1970	Brent Cunningham	740
1971	Greg Horne	500
1972	Greg Horne	558
1973	Cleo Johnson	451
1974	David Sims	881
1975	David Sims	590
1976	David Sims	803
1977	Eddie Lee Ivery	900
1978	Eddie Lee Ivery	1,562
1979	Ronny Cone	617
1980	David Allen	466
1981	Robert Lavette	866
1982	Robert Lavette	1,208
1983	Robert Lavette	803
1984	Robert Lavette	1,189
1985	Cory Collier	606
1986	Jerry Mays	842
1987	Malcolm King	383
1988	Jerry Mays	942
1989	Jerry Mays	1,349
1990	William Bell	891
1991	Jimmy Lincoln	913
1992	Michael Smith	336
1993	Dorsey Levens	823
1994	C.J. Williams	564
1995	C.J. Williams	1,138
1996	C.J. Williams	663
1997	Charles Wiley	567
1998	Joe Burns	474
1999	Sean Gregory	837
2000	Joe Burns	908
2001	Joe Burns	1,165
2002	Tony Hollings	633
2003	P.J. Daniels	1,447
2004	P.J. Daniels	714
2005	P.J. Daniels	930
2006	Tashard Choice	1,473
2007	Tashard Choice	1,379
2008	Jonathan Dwyer	1,395
2009	Jonathan Dwyer	1,395
2010	Anthony Allen	1,316
2011	Tevin Washington	986
2012	Zach Laskey	697
2013	David Sims	884
2014	Justin Thomas	1,086
2015	Marcus Marshall	654
2016	Dedrick Mills	771
2017	TaQuon Marshall	1,146
2018	TaQuon Marshall	971

## PASSING



Joe Hamilton

## PASSING YARDS

## CAREER

PLAYER	YEARS	YDS
1. Joe Hamilton	1996-99	8,882
2. Shawn Jones	1989-92	8,441
3. Reggie Ball	2003-06	8,128
4. George Godsey	1998-01	6,137
5. Mike Kelley	1978-81	5,249
6. Justin Thomas	2013-16	4,754
7. John Dewberry	1983-85	4,193
8. Eddie McAshan	1970-72	4,080
9. Tevin Washington	2009-12	3,312
10. Josh Nesbitt	2007-10	3,276
11. Donnie Davis	1992-95	3,261
12. Taylor Bennett	2005-07	2,804
13. Kim King	1965-67	2,763
14. A.J. Suggs	2002-03	2,422
15. Billy Lothridge	1961-63	2,394
16. Rick Strom	1983-87	2,199
17. Vad Lee	2012-13	2,157
18. Jim Bob Taylor	1981-82	2,136
19. Tommy Luginbill	1994	2,128
20. Larry Good	1966-68	2,052

## SEASON

PLAYER	YEAR	YDS
1. George Godsey	2001	3,085
2. Joe Hamilton	1999	3,060
3. George Godsey	2000	2,906
4. Shawn Jones	1992	2,397
5. Joe Hamilton	1997	2,314
6. Shawn Jones	1991	2,288
7. A.J. Suggs	2002	2,242
8. Joe Hamilton	1998	2,166
9. Reggie Ball	2005	2,165
10. Reggie Ball	2004	2,147
11. Taylor Bennett	2007	2,136
12. Tommy Luginbill	1994	2,128
13. Mike Kelley	1979	2,051
14. Shawn Jones	1990	2,008
15. Reggie Ball	2003	1,996
16. John Dewberry	1984	1,846
17. Jim Bob Taylor	1982	1,839
18. Reggie Ball	2006	1,820
19. Eddie McAshan	1972	1,756
20. Shawn Jones	1989	1,748

## COMPLETIONS

## CAREER

PLAYER	YEARS	CMP
1. Reggie Ball	2003-06	662
2. Shawn Jones	1989-92	652
3. Joe Hamilton	1996-99	629
4. George Godsey	1998-01	484
5. Mike Kelley	1978-81	391
6. Eddie McAshan	1970-72	360
7. John Dewberry	1983-85	310
8. Donnie Davis	1992-95	270
9. Justin Thomas	2013-16	259
10. Kim King	1965-67	243

## SEASON

PLAYER	YEAR	CMP
1. George Godsey	2001	249
2. George Godsey	2000	222
3. A.J. Suggs	2002	208
4. Joe Hamilton	1999	203
5. Shawn Jones	1992	190
6. Tommy Luginbill	1994	182
Reggie Ball	2005	182
8. Reggie Ball	2003	181
9. Shawn Jones	1991	178
10. Joe Hamilton	1997	173

## ATTEMPTS

## CAREER

PLAYER	YEARS	ATT
1. Reggie Ball	2003-06	1,363
2. Shawn Jones	1989-92	1,217
3. Joe Hamilton	1996-99	1,020
4. Mike Kelley	1978-81	785
5. George Godsey	1998-01	765
6. Eddie McAshan	1970-72	698
7. John Dewberry	1983-85	533
8. Justin Thomas	2013-16	532
9. Donnie Davis	1992-95	478
10. Kim King	1965-67	460



## SEASON

PLAYER	YEAR	ATT
1. George Godsey	2001	384
2. Reggie Ball	2005	379
3. A.J. Suggs	2002	363
4. Shawn Jones	1992	362
5. Reggie Ball	2003	350
6. George Godsey	2000	349
7. Shawn Jones	1991	339
8. Reggie Ball	2004	330
9. Tommy Luginbill	1994	327
Taylor Bennett	2007	327

## COMPLETION PERCENTAGE

## CAREER [MINIMUM 100 COMPLETIONS]

PLAYER	YEARS	PCT
1. George Godsey	1998-01	.633
2. Joe Hamilton	1996-99	.617
3. John Dewberry	1983-85	.582
4. A.J. Suggs	2002-03	.576
5. Donnie Davis	1992-95	.564
6. Tommy Luginbill	1994	.557
7. Jim Bob Taylor	1981-82	.551
8. Jim Stevens	1972-73	.550
9. Jimmy Southard	1947-49	.547
10. Darrell Crawford	1949-51	.536
Shawn Jones	1989-92	.536

## SEASON [MINIMUM 50 COMPLETIONS]

PLAYER	YEAR	PCT
1. Joe Hamilton	1999	.666
2. George Godsey	2001	.648
3. Joe Hamilton	1997	.646
4. George Godsey	2000	.636
5. John Dewberry	1984	.612
6. Pepper Rodgers	1953	.600
7. Kim King	1965	.586
8. Jim Bob Taylor	1982	.582
9. Shawn Jones	1990	.580
10. Donnie Davis	1993	.578

## TOUCHDOWN PASSES

## CAREER

PLAYER	YEARS	TD
1. Joe Hamilton	1996-99	65
2. Reggie Ball	2003-06	57
3. Shawn Jones	1989-92	51
4. George Godsey	1998-01	41
5. Justin Thomas	2013-16	40
6. Eddie McAshan	1970-72	32
7. John Dewberry	1983-85	27
8. Mike Kelley	1978-81	23
9. Donnie Davis	1992-95	22
10. Frank Broyles	1943-46	21
Tevin Washington	2009-12	21

## SEASON

PLAYER	YEAR	TD
1. Joe Hamilton	1999	29
2. George Godsey	2000	23
3. Reggie Ball	2006	20
4. George Godsey	2001	18
Justin Thomas	2014	18
6. Joe Hamilton	1998	17
7. Eddie McAshan	1972	16
Reggie Ball	2004	16
9. Frank Broyles	1944	15
Shawn Jones	1992	15

## PASSING EFFICIENCY

## CAREER [MINIMUM 100 ATTEMPTS]

PLAYER	YEARS	EFF
1. Joe Hamilton	1996-99	148.2
2. George Godsey	1998-01	143.6
3. Tevin Washington	2009-12	142.8
4. Justin Thomas	2013-16	141.8
5. Toppo Vann	1953-56	134.6
6. Vad Lee	2012-13	132.9
7. Jimmy Southard	1947-49	129.2
8. Shawn Jones	1989-92	125.6
9. John Dewberry	1983-85	125.5
10. TaQuon Marshall	2015-18	122.9

## SEASON [MINIMUM 50 ATTEMPTS]

PLAYER	YEAR	EFF
1. Joe Hamilton	1999	175.0
2. Justin Thomas	2016	157.0
3. Tevin Washington	2011	155.4
4. Justin Thomas	2014	153.9
5. George Godsey	2000	151.9
6. Vad Lee	2012	150.5
7. Joshua Nesbitt	2009	148.7
8. Tevin Washington	2012	147.4
9. Joe Hamilton	1997	146.6
10. John Dewberry	1984	144.4


## YEAR-BY-YEAR LEADERS

## PASSING YARDS

YEAR	PLAYER	YDS
1950	Darrell Crawford	546
1951	Darrell Crawford	1,237
1952	Bill Brigman	794
1953	Pepper Rodgers	643
1954	Bill Brigman	573
1955	Toppo Vann	270
1956	Toppo Vann	446
1957	Fred Braselton	486
1958	Fred Braselton	319
1959	Fred Braselton	368
1960	Stan Gann	523
1961	Stan Gann	450
1962	Billy Lothridge	1,006
1963	Billy Lothridge	1,017
1964	Jerry Priestley	441
1965	Kim King	1,331
1966	Kim King	690
1967	Kim King	742
1968	Larry Good	1,337
1969	Jack Williams	358
1970	Eddie McAshan	1,138
1971	Eddie McAshan	1,186

1972	Eddie McAshan	1,756
1973	Jim Stevens	1,481
1974	Rudy Allen	357
1975	Danny Myers	272
1976	Gary Lanier	290
1977	Gary Lanier	182
1978	Mike Kelley	1,479
1979	Mike Kelley	2,051
1980	Mike Kelley	832
1981	Mike Kelley	887
1982	Jim Bob Taylor	1,839
1983	John Dewberry	790
1984	John Dewberry	1,846
1985	John Dewberry	1,557
1986	Rick Strom	1,011
1987	Darrell Gast	1,104
1988	Todd Rampley	1,579
1989	Shawn Jones	1,748
1990	Shawn Jones	2,008
1991	Shawn Jones	2,288
1992	Shawn Jones	2,397
1993	Donnie Davis	1,739
1994	Tommy Luginbill	2,128
1995	Donnie Davis	1,462
1996	Joe Hamilton	1,342
1997	Joe Hamilton	2,314
1998	Joe Hamilton	2,166
1999	Joe Hamilton	3,060
2000	George Godsey	2,906
2001	George Godsey	3,085
2002	A.J. Suggs	2,242
2003	Reggie Ball	1,996
2004	Reggie Ball	2,147
2005	Reggie Ball	2,165
2006	Reggie Ball	1,820
2007	Taylor Bennett	2,136
2008	Joshua Nesbitt	808
2009	Joshua Nesbitt	1,701
2010	Joshua Nesbitt	674
2011	Tevin Washington	1,652
2012	Tevin Washington	1,222
2013	Vad Lee	1,561
2014	Justin Thomas	1,719
2015	Justin Thomas	1,345
2016	Justin Thomas	1,559
2017	TaQuon Marshall	927
2018	TaQuon Marshall	900

## RECEIVING



Calvin Johnson

## RECEIPTS

## CAREER

PLAYER	YEARS	REC
1. Kelly Campbell	1998-01	195
2. Calvin Johnson	2004-06	178
3. Jonathan Smith	2000-03	174
4. Kerry Watkins	1999-02	171
5. Harvey Middleton	1994-97	165
6. Will Glover	1999-02	122
7. Jerry Mays	1985-89	115
Bobby Rodriguez	1989-92	115
9. Robert Lavette	1981-84	114
10. *Demaryius Thomas	2007-09	113
11. John Sias	1966-68	110
12. Jimmy Robinson	1972-74	101
13. Derrick Steagall	1993-97	99
14. Greg Lester	1987-91	93
15. Nate Curry	2000-04	92
16. Dez White	1997-99	90
17. Ken Whisenhunt	1980-84	82
18. James Johnson	2005-07	78
19. Emmett Merchant	1988-91	77
20. Joe Burns	1998-01	74
Ricky Jeune	2014-17	74

## SEASON

PLAYER	YEAR	REC
1. Jonathan Smith	2003	78
2. Calvin Johnson	2006	76
3. Kerry Watkins	2002	71
4. Kelly Campbell	1999	69
5. Harvey Middleton	1996	64
6. John Sias	1968	61
7. Kelly Campbell	2000	59
8. Kelly Campbell	2001	56
9. Calvin Johnson	2005	54
10. Jonathan Smith	2001	53

## RECEIVING YARDS

## CAREER

PLAYER	YEARS	YDS
1. Calvin Johnson	2004-06	2,927
2. Kelly Campbell	1998-2001	2,907
3. Kerry Watkins	1999-2002	2,680
4. Harvey Middleton	1994-96	2,291

5. Jonathan Smith	2000-03	2,238
6. *Demaryius Thomas	2007-09	2,135
7. Dez White	1997-99	1,833
8. John Sias	1966-68	1,727
9. Bobby Rodriguez	1989-92	1,681
10. Derrick Steagall	1993-97	1,639
11. Jimmy Robinson	1972-74	1,633
Greg Lester	1987-91	1,633
13. Ricky Jeune	2014-17	1,492
14. Will Glover	1999-2002	1,316
15. Gary Lee	1983-86	1,299
16. Ken Whisenhunt	1980-84	1,264
17. Stephen Hill	2009-11	1,248
18. James Johnson	2005-07	1,240
19. Nate Curry	2000-04	1,185
20. Emmett Merchant	1988-91	1,125

## SEASON

PLAYER	YEAR	YDS
1. Calvin Johnson	2006	1,202
2. Jonathan Smith	2003	1,138
3. Kelly Campbell	1999	1,105
4. Kerry Watkins	2002	1,050
5. Dez White	1998	973
6. Kelly Campbell	2000	963
7. *Demaryius Thomas	2009	950
8. John Sias	1968	902
9. Calvin Johnson	2005	888
10. Dez White	1999	860

## YARDS PER RECEPTION

## CAREER [MINIMUM 50 RECEPTIONS]

PLAYER	YEARS	AVG
1. Dez White	1997-99	20.4
2. Ricky Jeune	2014-17	20.2
3. Gary Lee	1983-86	19.4
4. Drew Hill	1975-78	19.3
5. Jason McGill	1990-92	19.2
6. *Demaryius Thomas	2007-09	18.9
DeAndre Smelter	2013-14	18.9
8. Greg Lester	1987-91	17.6
9. Derrick Steagall	1993-97	16.6
10. Calvin Johnson	2004-06	16.4

## SEASON [MINIMUM 25 RECEPTIONS]

PLAYER	YEAR	AVG
1. Stephen Hill	2011	29.3
2. *Demaryius Thomas	2009	25.1
3. Gary Lee	1985	22.2
4. Dez White	1998	21.2
5. Kris Kentera	1979	21.0
6. DeAndre Smelter	2014	20.4
7. Drew Hill	1978	19.6
8. Derrick Steagall	1997	19.5
Dez White	1999	19.5
10. Greg Lester	1991	19.3

## TOUCHDOWN RECEPTIONS

## CAREER

PLAYER	YEARS	TD
1. Calvin Johnson	2004-06	28
2. Kelly Campbell	1998-2001	24
3. Kerry Watkins	1999-2002	22
4. Buck Martin	1950-52	14
Gary Lee	1983-86	14
Dez White	1997-99	14
7. Jimmy Robinson	1972-74	13
Greg Lester	1987-91	13
Harvey Middleton	1994-97	13
*Demaryius Thomas	2007-09	13

## SEASON

PLAYER	YEAR	TD
1. Calvin Johnson	2006	15
2. Kelly Campbell	1999	10
Kelly Campbell	2000	10
4. Jimmy Robinson	1972	9
Dez White	1998	9
6. Buck Martin	1951	8
7. Craig Baynham	1965	7
Harvey Middleton	1997	7
Calvin Johnson	2004	7
DeAndre Smelter	2014	7

## 100-YARD GAMES

## CAREER

PLAYER	YEARS	G
1. Calvin Johnson	2004-06	13
2. Harvey Middleton	1994-96	10
Kelly Campbell	1998-2001	10
4. Dez White	1997-99	8
5. John Sias	1966-68	7
Jonathan Smith	2000-03	7
7. Demaryius Thomas	2007-09	6
8. Derrick Steagall	1993-97	5
Kerry Watkins	1999-2002	5
10. Jimmy Robinson	1972-74	4
DeAndre Smelter	2013-14	4

## SEASON

PLAYER	YEAR	G
1. Calvin Johnson	2006	7
2. Jonathan Smith	2003	6
Harvey Middleton	1997	6
4. John Sias	1968	5
5. Dez White	1998	4
Dez White	1999	4
Kelly Campbell	1999	4
DeAndre Smelter	2014	4



**CONSECUTIVE GAMES WITH RECEPTION****CAREER**

PLAYER	YEARS	G
1. Harvey Middleton	1994-97	40
2. Kelly Campbell	1999-01	32
3. Calvin Johnson	2004-06	30
4. Kerry Watkins	2000-02	29
"Demaryius Thomas	2008-09	29
6. Robert Lavette	1981-83	27
7. Jerry Mays	1986-89	24
Dez White	1997-99	24
9. John Sias	1967-68	20
Marlon Hegg	1979-80	20

**RECEPTIONS BY TWO PLAYERS****COMBINED****GAME**

22 – William Glover (13)  
Kerry Watkins (9) at Virginia, Nov. 10, 2001

**RECEIVING YARDS BY TWO PLAYERS****COMBINED****GAME**

333 – William Glover (172),  
Kerry Watkins (161)  
at Virginia, Nov. 10, 2001

**YEAR-BY-YEAR LEADERS****RECEIVING YARDS**

YEAR	PLAYER	YDS
1950	John Weigle	368
1951	Buck Martin	566
1952	Buck Martin	398
1953	Sam Hensley	244
1954	Bill Sennett	296
1955	George Volkert	171
1956	Stan Flowers	141
1957	Jerome Green	86
1958	Fred Murphy	143
1959	Fred Murphy	145
1960	Chick Graning	158
1961	Billy Martin	233
1962	Billy Martin	323
1963	Billy Martin	221
1964	Johnny Gresham	290
1965	Craig Baynham	368
1966	Steve Almond	265
1967	John Sias	671
1968	John Sias	902
1969	Herman Lam	273
1970	Larry Studdard	355
1971	Mike Oven	361
1972	Jimmy Robinson	812
1973	Jimmy Robinson	597
1974	Jimmy Robinson	224
1975	Steve Raible	277
1976	John Steele	233
1977	Drew Hill	102
1978	Drew Hill	708
1979	Kris Kentera	526
1980	Marlon Hegg	483
1981	Robert Lavette	307
1982	Robert Lavette	286
1983	Ken Whisenhunt	244
1984	Ken Whisenhunt	517

1985	Gary Lee	645
1986	Gary Lee	386
1987	Greg Lester	593
1988	Jerry Mays	338
1989	Bobby Rodriguez	296
1990	Bobby Rodriguez	493
1991	Greg Lester	676
1992	Bobby Rodriguez	621
1993	Omar Cassidy	395
1994	Charlie Simmons	587
1995	Harvey Middleton	444
1996	Harvey Middleton	804
1997	Harvey Middleton	839
1998	Dez White	973
1999	Kelly Campbell	1,105
2000	Kelly Campbell	963
2001	Kelly Campbell	708
2002	Kerry Watkins	1,050
2003	Jonathan Smith	1,138
2004	Calvin Johnson	837
2005	Calvin Johnson	888
2006	Calvin Johnson	1,202
2007	Greg Smith	588
2008	Demaryius Thomas	627
2009	Demaryius Thomas	1,154
2010	Stephen Hill	291
2011	Stephen Hill	820
2012	Orwin Smith	288
2013	Robert Godhigh	471
2014	DeAndre Smelter	715
2015	Ricky Jeune	520
2016	Clinton Lynch	490
2017	Ricky Jeune	545
2018	Brad Stewart	268

\* - Per NCAA sanctions, Demaryius Thomas' statistics from the final three games of the 2009 season are not included in these records (7 receptions, 204 yards, 2 touchdowns)

**TOTAL OFFENSE****TOTAL YARDS****CAREER**

PLAYER	YEARS	YDS
1. Joe Hamilton	1996-99	10,640 (1,758 rush, 8,882 pass)
2. Reggie Ball	2003-06	9,579 (1,451 rush, 8,128 pass)
3. Shawn Jones	1989-92	9,296 (855 rush, 8,441 pass)
4. Justin Thomas	2013-16	7,166 (2,412 rush, 4,754 pass)
5. George Godsey	1998-01	6,125 (-12 rush, 6,137 pass)
6. Joshua Nesbitt	2007-10	6,082 (2,806 rush, 3,276 pass)
7. Tevin Washington	2009-12	5,537 (2,225 rush, 3,312 pass)
8. Mike Kelley	1978-81	5,198 (-51 rush, 5,249 pass)
9. John Dewberry	1983-85	4,823 (630 rush, 4,193 pass)
10. Eddie McAshan	1970-72	4,262 (182 rush, 4,080 pass)
11. Robert Lavette	1981-84	4,093 (4,066 rush, 27 pass)
12. TaQuon Marshall	2015-18	4,025 (2,189 rush, 1,836 pass)
13. Donnie Davis	1992-95	4,010 (749 rush, 3,261 pass)
14. Jerry Mays	1985-89	3,757 (3,699 rush, 58 pass)
15. Eddie Lee Ivery	1975-78	3,570 (3,517 rush, 53 pass)
16. Tashard Choice	2005-07	3,382 (3,365 rush, 17 pass)
17. P.J. Daniels	2002-05	3,359 (3,346 rush, 13 pass)
18. Kim King	1965-67	3,269 (506 rush, 2,763 pass)
19. Jonathan Dwyer	2007-09	3,226 (3,226 rush, 0 pass)
20. Vad Lee	2012-13	3,214 (1,057 rush, 2,157 pass)

**SEASON**

PLAYER	YEAR	YDS
1. Joe Hamilton	1999	3,794 (734 rush, 3,060 pass)
2. George Godsey	2000	3,094 (11 rush, 3,083 pass)
3. George Godsey	2001	3,040 (-45 rush, 3,085 pass)
4. Justin Thomas	2014	2,805 (1,086 rush, 1,719 pass)
5. Joe Hamilton	1997	2,792 (478 rush, 2,314 pass)
6. Joshua Nesbitt	2009	2,738 (1,037 rush, 1,701 pass)
7. Shawn Jones	1991	2,649 (361 rush, 2,288 pass)
8. Tevin Washington	2011	2,638 (987 rush, 1,652 pass)
9. Reggie Ball	2005	2,546 (381 rush, 2,165 pass)
10. Reggie Ball	2004	2,479 (332 rush, 2,147 pass)

## YEAR-BY-YEAR LEADERS

## TOTAL OFFENSE

YEAR	PLAYER	YDS
1950	Bobby North	663
1951	Darrell Crawford	1,194
1952	Bill Teas	788
1953	Pepper Rodgers	650
1954	Bill Brigman	520
1955	George Volkert	653
1956	Toppy Vann	543
1957	Fred Braselton	517
1958	Floyd Faucette	473
1959	Fred Braselton	396
1960	Stan Gann	679
1961	Stan Gann	577
1962	Billy Lothridge	1,484
1963	Billy Lothridge	1,240
1964	Jerry Priestley	505
1965	Kim King	1,676
1966	Larry Good	852
1967	Kim King	806
1968	Larry Good	1,356
1969	Brent Cunningham	459
1970	Eddie McAshan	1,209
1971	Eddie McAshan	1,290
1972	Eddie McAshan	1,763
1973	Jim Stevens	1,480
1974	David Sims	881
1975	Danny Myers	704
1976	David Sims	867
1977	Eddie Lee Ivery	905
1978	Eddie Lee Ivery	1,589
1979	Mike Kelley	2,107
1980	Mike Kelley	809
1981	Mike Kelley	791
1982	Jim Bob Taylor	1,831
1983	John Dewberry	1,013
1984	John Dewberry	2,175
1985	John Dewberry	1,635
1986	Rick Strom	1,144
1987	Rick Strom	1,093
1988	Todd Rampley	1,479
1989	Shawn Jones	2,078
1990	Shawn Jones	2,285
1991	Shawn Jones	2,649
1992	Shawn Jones	2,284
1993	Donnie Davis	2,067
1994	Tommy Luginbill	2,040
1995	Donnie Davis	1,852
1996	Joe Hamilton	1,590
1997	Joe Hamilton	2,792
1998	Joe Hamilton	2,464
1999	Joe Hamilton	3,794
2000	George Godsey	2,945
2001	George Godsey	3,040
2002	A.J. Suggs	2,263
2003	Reggie Ball	2,380
2004	Reggie Ball	2,479
2005	Reggie Ball	2,546
2006	Reggie Ball	2,174
2007	Taylor Bennett	2,123
2008	Joshua Nesbitt	1,501
2009	Joshua Nesbitt	2,738
2010	Joshua Nesbitt	1,411
2011	Tevin Washington	2,638

2012	Tevin Washington	1,906
2013	Vad Lee	2,074
2014	Justin Thomas	2,805
2015	Justin Thomas	1,833
2016	Justin Thomas	2,613
2017	TaQuon Marshall	2,073
2018	TaQuon Marshall	1,871

## ALL-PURPOSE

## ALL-PURPOSE YARDS

## CAREER

PLAYER	YEARS	YDS
1. Robert Lavette	1981-84	5,393
2. Jerry Mays	1985-89	4,743
3. Kelly Campbell	1998-2001	4,472
4. Eddie Lee Ivery	1975-78	4,324
5. Orwin Smith	2009-12	4,278
6. Jonathan Dwyer	2007-09	3,966
7. P.J. Daniels	2002-05	3,949
8. Drew Hill	1975-78	3,815
9. Charlie Rogers	1995-98	3,693
10. Tashard Choice	2005-07	3,646
11. Dez White	1997-99	3,601
12. Joe Burns	1998-2001	3,509
13. Kerry Watkins	1999-2002	3,343
14. Calvin Johnson	2004-06	2,967
15. Jonathan Smith	2000-03	2,931
16. Harvey Middleton	1994-97	2,879
17. C.J. Williams	1994-96	2,860
18. Joshua Nesbitt	2007-10	2,806
19. Billy Teas	1951-54	2,640
20. Cory Collier	1983-86	2,514

## SEASON

PLAYER	YEAR	YDS
1. Eddie Lee Ivery	1978	1,879
2. Kelly Campbell	2000	1,777
3. Jonathan Dwyer	2008	1,775
4. Dez White	1998	1,655
5. Jerry Mays	1989	1,624
6. Dez White	1999	1,616
7. Tashard Choice	2006	1,571
8. Robert Lavette	1982	1,570
9. Kerry Watkins	2002	1,570
10. Tashard Choice	2007	1,486

## YEAR-BY-YEAR LEADERS

## ALL-PURPOSE YARDS

YEAR	PLAYER	YDS
1948	Bob McCoy	530
1949	Bobby North	822
1950	Bobby North	706
1951	Leon Hardeman	851
1952	Billy Teas	1,195
1953	Billy Teas	1,061
1954	Jimmy Thompson	519
1955	George Volkert	877
1956	Ken Owen	773
1957	Lester Simmerville	584
1958	Floyd Faucette	659
1959	Taz Anderson	550
1960	Billy Williamson	798
1961	Billy Williamson	745
1962	Joe Auer	512
1963	Joe Auer	552

1964	Johnny Gresham	980
1965	Lenny Snow	901
1966	Lenny Snow	889
1967	John Sias	752
1968	John Sias	922
1969	Gene Spiotta	703
1970	Brent Cunningham	990
1971	Brent Cunningham	610
1972	Jimmy Robinson	828
1973	Jimmy Robinson	742
1974	David Sims	913
1975	Drew Hill	754
1976	Eddie Lee Ivery	844
1977	Eddie Lee Ivery	1,101
1978	Eddie Lee Ivery	1,879
1979	Marlon Heggis	813
1980	Marlon Heggis	691
1981	Robert Lavette	1,562
1982	Robert Lavette	1,570
1983	Robert Lavette	926
1984	Robert Lavette	1,335
1985	Gary Lee	975
1986	Jerry Mays	1,044
1987	Richard Hills	1,079
1988	Jerry Mays	1,280
1989	Jerry Mays	1,624
1990	William Bell	1,050
1991	Jimmy Lincoln	1,036
1992	Jason McGill	663
1993	Dorsey Levens	1,163
1994	C.J. Williams	716
1995	C.J. Williams	1,331
1996	Charlie Rogers	1,477
1997	Harvey Middleton	1,031
1998	Dez White	1,655
1999	Dez White	1,616
2000	Kelly Campbell	1,682
2001	Joe Burns	1,457
2002	Kerry Watkins	1,570
2003	Jonathan Smith	1,569
2004	Levon Thomas	1,088
2005	P.J. Daniels	1,104
2006	Tashard Choice	1,571
2007	Tashard Choice	1,486
2008	Jonathan Dwyer	1,775
2009	Jonathan Dwyer	1,432
2010	Anthony Allen	1,404
2011	Orwin Smith	1,273
2012	Orwin Smith	1,237
2013	Robert Godhigh	1,215
2014	Justin Thomas	1,086
2015	Marcus Marshall	908
2016	Clinton Lynch	905
2017	TaQuon Marshall	1,146
2018	TaQuon Marshall	993

**SCORING****POINTS SCORED****CAREER**

PLAYER	YEARS	PTS
1. Harrison Butker	2013-16	337
2. Luke Manget	1999-02	322
3. Travis Bell	2004-07	321
4. Scott Sisson	1989-92	299
5. Robert Lavette	1981-84	276
6. Scott Blair	2007-10	239
7. Tevin Washington	2009-12	228
8. Jonathan Dwyer	2007-09	218
9. Joshua Nesbitt	2007-10	212
10. Joe Burns	1998-01	206
11. Billy Lothridge	1961-63	204
12. TaQuon Marshall	2015-18	184
13. Calvin Johnson	2004-06	174
14. David Bell	1983-86	172
15. Jerry Mays	1985-89	168
Tashard Choice	2005-07	168
17. Kelly Campbell	1998-01	162
18. Johnny Smith	1977-80	159
19. Eddie Lee Ivery	1975-78	158
Brad Chambers	1995-98	158

**SEASON**

PLAYER	YEAR	PTS
1. Tevin Washington	2012	120
2. Robert Lavette	1982	114
3. Joshua Nesbitt	2009	108
4. Travis Bell	2007	106
5. TaQuon Marshall	2017	104
6. Harrison Butker	2014	98
7. Luke Manget	2001	97
8. Joe Burns	2001	92
9. Harrison Butker	2016	91
10. Calvin Johnson	2006	90

**TOTAL TOUCHDOWNS****CAREER**

PLAYER	YEARS	TD
1. Robert Lavette	1981-84	46
2. Tevin Washington	2009-12	38
3. Jonathan Dwyer	2007-09	36
4. Joshua Nesbitt	2007-10	35
5. Joe Burns	1998-01	34
6. TaQuon Marshall	2015-18	30
7. Calvin Johnson	2004-06	29
8. Jerry Mays	1985-89	28
Tashard Choice	2005-07	28
10. Kelly Campbell	1998-01	27

**SEASON**

PLAYER	YEAR	TD
1. Tevin Washington	2012	20
2. Robert Lavette	1982	19
3. Joshua Nesbitt	2009	18
4. TaQuon Marshall	2017	17
5. Joe Burns	2001	15
Calvin Johnson	2006	15
7. Robert Lavette	1984	14
Jonathan Dwyer	2009	14
Tevin Washington	2011	14
10. C.J. Williams	1995	13
Sean Gregory	1999	13

Joe Burns	2000	13
Jonathan Dwyer	2008	13
Dedrick Mills	2016	13

**TOUCHDOWN RESPONSIBILITY****CAREER**

PLAYER	YEARS	TD
1. Joe Hamilton	1996-99	83
2. Shawn Jones	1989-92	70
3. Reggie Ball	2003-06	68
4. Justin Thomas	2013-16	62
5. Tevin Washington	2009-12	59
6. Joshua Nesbitt	2007-10	55
7. George Godsey	1998-01	47
8. Robert Lavette	1981-84	46
9. TaQuon Marshall	2015-18	45
10. Jonathan Dwyer	2007-09	37

**SEASON**

PLAYER	YEAR	TD
1. Joe Hamilton	1999	35
2. Joshua Nesbitt	2009	28
Tevin Washington	2012	28
4. TaQuon Marshall	2017	27
5. Justin Thomas	2014	26
6. George Godsey	2000	25
Tevin Washington	2011	25
8. George Godsey	2001	22
Reggie Ball	2006	22
10. Joe Hamilton	1998	21

**YEAR-BY-YEAR LEADERS****SCORING**

YEAR	PLAYER	TD	FG	PTS
1950	John Weigle	5	0	30
1951	Buck Martin	9	0	54
1952	Pepper Rodgers	13	5	60
1953	Pepper Rodgers	4	1	40
1954	Jimmy Thompson	4	0	24
	Henry Hair	4	0	24
1955	Toppy Vann	6	0	37
1956	Toppy Vann	5	0	39
1957	Fred Braselton	2	0	15
1958	Tommy Wells	0	4	19
1959	Tommy Wells	0	2	21
1960	Tommy Wells	0	8	34
1961	Billy Lothridge	3	4	46
1962	Billy Lothridge	9	5	89
1963	Billy Lothridge	3	12	69
1964	Johnny Gresham	4	0	24
1965	Burky Henry	0	5	42
1966	Lenny Snow	12	0	72
1967	Tom Carmichael	0	7	33
1968	Kenny Bounds	4	0	28
1969	Jack Moore	0	3	21
1970	B. Cunningham	7	0	42
1971	Tommy Lang	5	0	32
1972	Jimmy Robinson	9	0	56
1973	Cam Bonifat	0	12	54
1974	Danny Smith	0	6	45
1975	Danny Myers	7	0	42
1976	David Sims	9	0	54
1977	Eddie Lee Ivery	8	0	48
1978	Eddie Lee Ivery	11	0	68
1979	Johnny Smith	0	7	38

1980	Johnny Smith	0	5	22
1981	Robert Lavette	7	0	42
1982	Robert Lavette	19	0	114
1983	Ron Rice	0	9	52
1984	Robert Lavette	14	0	84
1985	Gary Lee	7	0	42
1986	David Bell	0	11	64
1987	Thomas Palmer	0	7	41
1988	Thomas Palmer	0	15	64
1989	Scott Sisson	0	15	75
1990	Scott Sisson	0	15	84
1991	Scott Sisson	0	11	63
1992	Scott Sisson	0	19	77
1993	Tyler Jarrett	0	9	54
	Dorsey Levens	9	0	54
1994	Chris Leone	0	9	44
1995	C.J. Williams	13	0	78
1996	C.J. Williams	9	0	54
1997	Dave Frakes	0	12	61
1998	Brad Chambers	0	12	82
1999	Luke Manget	0	11	86
2000	Joe Burns	13	0	78
2001	Luke Manget	0	19	97
2002	Tony Hollings	11	0	66
2003	Dan Burnett	0	17	79
2004	Travis Bell	0	15	76
2005	Travis Bell	0	11	60
2006	Calvin Johnson	15	0	90
2007	Travis Bell	0	23	106
2008	Jonathan Dwyer	13	0	80
2009	Joshua Nesbitt	18	0	108
2010	Scott Blair	0	15	82
2011	Justin Moore	0	11	89
2012	Tevin Washington	20	0	120
2013	Harrison Butker	0	10	83
2014	Harrison Butker	0	11	98
2015	Harrison Butker	0	7	65
2016	Harrison Butker	0	15	91
2017	TaQuon Marshall	17	0	104
2018	TaQuon Marshall	12	0	72

**RUSHING & PASSING TD IN SAME GAME****CAREER**

PLAYER	YEARS	G
1. Joe Hamilton	1996-99	12
2. Joshua Nesbitt	2007-10	11
3. Justin Thomas	2013-16	10
4. Tevin Washington	2009-12	8
Vad Lee	2012-13	8
TaQuon Marshall	2015-18	8
7. Shawn Jones	1989-92	6
Donnie Davis	1992-95	6
Reggie Ball	2003-06	6
10. George Godsey	1998-01	5

**SEASON**

PLAYER	YEAR	G
1. Joshua Nesbitt	2009	6
2. Joe Hamilton	1999	5
Tevin Washington	2012	5
Vad Lee	2013	5
TaQuon Marshall	2017	5
6. Justin Thomas	2014	4
Justin Thomas	2015	4
8. John Dewberry	1984	3

	Shawn Jones	1992	3
	Donnie Davis	1993	3
	Donnie Davis	1995	3
	Joe Hamilton	1997	3
	George Godsey	2001	3
	Reggie Ball	2005	3
	Joshua Nesbitt	2010	3
	Vad Lee	2012	3
	TaQuon Marshall	2018	3
18.	Billy Lothridge	1962	2
	Kim King	1965	2
	Shawn Jones	1990	2
	Joe Hamilton	1996	2
	Joe Hamilton	1998	2
	George Godsey	2000	2
	Reggie Ball	2003	2
	Jaybo Shaw	2008	2
	Joshua Nesbitt	2008	2
	Tevin Washington	2011	2
	Justin Thomas	2016	2

**RUSHING & RECEIVING TD IN SAME GAME****CAREER**

PLAYER	YEARS	G
1. Jerry Mays	1985-89	5
2. Kelly Campbell	1998-01	4
3. Brent Cunningham	1969-71	2
William Bell	1989-93	2
C.J. Williams	1994-95	2

**SEASON**

PLAYER	YEAR	G
1. Jerry Mays	1989	4
2. Brent Cunningham	1970	2
Kelly Campbell	2000	2

**POINTS (BY KICKING)****CAREER**

PLAYER	YEARS	PTS
1. Harrison Butker	2013-16	337
2. Luke Manget	1999-02	322
3. Travis Bell	2004-07	321
4. Scott Sisson	1989-92	299
5. Scott Blair	2007-10	239
6. David Bell	1983-86	172
7. Johnny Smith	1977-80	159
8. Brad Chambers	1995-98	158
9. Ron Rice	1980-83	150
10. Thomas Palmer	1985-88	138
11. Dave Frakes	1994-97	127
12. Billy Lothridge	1961-63	114
13. Bunky Henry	1964-66	103
14. Justin Moore	2010-12	97
15. Cam Bonifay	1971-73	93
16. Pepper Rodgers	1951-53	92
Danny Smith	1974-76	92
18. Dan Burnett	2000-03	87
19. Tommy Wells	1958-60	74
20. Wesley Wells	2018-pres.66	66

**SEASON**

PLAYER	YEAR	PTS
1. Travis Bell	2007	106
2. Harrison Butker	2014	98
3. Luke Manget	2001	97
4. Harrison Butker	2016	91
5. Justin Moore	2011	89
6. Scott Blair	2009	87
7. Luke Manget	1999	86
8. Scott Sisson	1990	84
9. Harrison Butker	2013	83
10. Brad Chambers	1998	82
Scott Blair	2010	82

**FIELD GOAL PERCENTAGE****CAREER [MINIMUM 20 FG ATTEMPTS]**

PLAYER	YEARS	PCT
1. Scott Blair	2007-10	.732 (41-56)
2. Travis Bell	2004-07	.726 (61-84)
3. Harrison Butker	2013-16	.717 (43-60)
4. Luke Manget	1999-02	.701 (54-77)
5. David Bell	1983-86	.695 (32-46)
6. Scott Sisson	1989-92	.681 (60-88)
7. Dan Burnett	2000-03	.680 (17-25)
8. Cam Bonifay	1971-73	.676 (25-37)
9. Brad Chambers	1995-98	.675 (27-40)
10. Billy Lothridge	1961-63	.636 (21-33)

**SEASON [MINIMUM 10 FG ATTEMPTS]**

PLAYER	YEAR	PCT
1. Travis Bell	2004	.882 (15-17)
Scott Blair	2010	.882 (15-17)
Harrison Butker	2016	.882 (15-17)
4. David Bell	1984	.867 (13-15)
5. Travis Bell	2007	.821 (23-28)
6. Dan Burnett	2003	.810 (17-21)
7. Cam Bonifay	1973	.800 (12-15)
8. Scott Sisson	1992	.791 (19-24)
9. Thomas Palmer	1988	.750 (15-20)

Dave Frakes	1997	.750 (12-16)
Luke Manget	2000	.750 (12-16)

**FIELD GOALS MADE****CAREER**

PLAYER	YEARS	FGM
1. Travis Bell	2004-07	61
2. Scott Sisson	1989-92	60
3. Luke Manget	1999-02	54
4. Harrison Butker	2013-16	43
5. Scott Blair	2007-10	41
6. David Bell	1983-86	32
7. Ron Rice	1980-83	29
8. Johnny Smith	1977-80	28
Thomas Palmer	1985-88	28
10. Brad Chambers	1995-98	27

**SEASON**

PLAYER	YEAR	FGM
1. Travis Bell	2007	23
2. Scott Sisson	1992	19
Luke Manget	2001	19
4. Dan Burnett	2003	17
5. Thomas Palmer	1988	15
Scott Sisson	1989	15
Scott Sisson	1990	15
Travis Bell	2004	15
Scott Blair	2010	15
Harrison Butker	2016	15

**PATs MADE****CAREER**

PLAYER	YEARS	XPM
1. Harrison Butker	2013-16	210
2. Luke Manget	1999-2002	160
3. Travis Bell	2004-07	138
4. Scott Sisson	1989-92	119
5. Scott Blair	2007-10	116
6. Brad Chambers	1995-98	77

**GAME-WINNING FIELD GOALS**

WINNING TEAM	LOSING TEAM	DATE	GAME-WINNER
Georgia Tech 30	Virginia 27	11/17/2018	Wesley Wells 40 FG, final play
Georgia Tech 27	Virginia Tech 24	9/20/2014	Harrison Butker 24 FG, final play
Georgia Tech 27	North Carolina 25	11/17/2007	Travis Bell 27 FG, 0:15 left
Georgia Tech 51	Georgia 48 (ot)	11/27/1999	Luke Manget 38 FG, 1st OT
Georgia Tech 21	Georgia 19	11/28/1998	Brad Chambers 35 FG, 0:02 left
Georgia Tech 23	Clemson 20	9/27/1997	Brad Chambers 20 FG, 1:54 left
Georgia Tech 16	NC State 13	10/3/1992	Scott Sisson 29 FG, final play
Georgia Tech 19	Furman 17	11/9/1991	Scott Sisson 37 FG, 0:21 left
Georgia Tech 24	Virginia 21	9/19/1991	Scott Sisson 33 FG, final play
Georgia Tech 6	Virginia Tech 3	11/10/1990	Scott Sisson 38 FG, 0:08 left
Georgia Tech 41	Virginia 38	11/3/1990	Scott Sisson 37 FG, 0:07 left
Georgia Tech 13	North Carolina 13	10/20/1990	Scott Sisson 27 FG, 1:01 left
Georgia Tech 13	Boston College 12	11/25/1989	Scott Sisson 35 FG, 0:42 left
Georgia Tech 6	South Carolina 3	10/7/1978	Johnny Smith 34 FG, 0:57 left
Georgia Tech 17	Baylor 14	11/1/1952	Pepper Rodgers 22 FG, 2:56 left
Georgia Tech 17	Florida 14	9/7/1952	Pepper Rodgers 17 FG, 0:06 left

**FIELD GOALS TO FORCE OVERTIME**

WINNING TEAM	LOSING TEAM	DATE	PLAY
Georgia Tech 30	Georgia 24 (ot)	11/29/2014	Harrison Butker 53 FG, final play
Clemson 47	Georgia Tech 44 (ot)	9/29/2001	Luke Manget 20 FG, 0:06 left
Georgia Tech 31	North Carolina 24 (ot)	10/9/2009	Luke Manget 36 FG, 0:05 left



7.	David Bell	1983-86	76
8.	Johnny Smith	1977-80	75
9.	Bunky Henry	1964-66	73
10.	Pepper Rodgers	1951-53	68

## SEASON

PLAYER	YEAR	XPM
1. Harrison Butker	2014	65
2. Justin Moore	2011	56
3. Luke Manget	1999	53
Harrison Butker	2013	53
5. Brad Chambers	1998	46
Harrison Butker	2016	46
7. Scott Blair	2009	45
8. Harrison Butker	2015	44
9. Travis Bell	2006	43
10. Luke Manget	2001	40

## YEAR-BY-YEAR LEADERS

## KICK SCORING

YEAR	PLAYER	PTS
1949	Bobby North	17
1950	Jim Patton	20
1951	Pepper Rodgers	22
	Glenn Turner	35
1952	Pepper Rodgers	54
1953	Pepper Rodgers	16
1954	Wade Mitchell	14
1955	Wade Mitchell	16
1956	Wade Mitchell	18
1957	Fred Braselton	3
	Cal James	3
	Urban Henry	3
1958	Tommy Wells	19
1959	Tommy Wells	21
1960	Tommy Wells	34
1961	Billy Lothridge	28
1962	Billy Lothridge	35
1963	Billy Lothridge	51
1964	Bunky Henry	14
1965	Bunky Henry	42
1966	Bunky Henry	47
1967	Tom Carmichael	33
1968	Johnny Duncan	22
1969	Jack Moore	21
1970	Jack Moore	34
1971	Cam Bonifay	27
1972	Bobby Thigpen	39
1973	Cam Bonifay	54
1974	Danny Smith	45
1975	Don Bessillieu	37
1976	Danny Smith	45
1977	Johnny Smith	46
1978	Johnny Smith	53
1979	Johnny Smith	38
1980	Johnny Smith	22
1981	Ron Rice	28
1982	Ron Rice	61
1983	Ron Rice	52
1984	David Bell	72
1985	David Bell	36
1986	David Bell	64
1987	Thomas Palmer	41
1988	Thomas Palmer	64
1989	Scott Sisson	75

1990	Scott Sisson	84
1991	Scott Sisson	63
1992	Scott Sisson	77
1993	Tyler Jarrett	54
1994	Chris Leone	44
1995	Dave Frakes	46
1996	Brad Chambers	49
1997	Dave Frakes	61
1998	Brad Chambers	82
1999	Luke Manget	86
2000	Luke Manget	74
2001	Luke Manget	97
2002	Luke Manget	65
2003	Dan Burnett	79
2004	Travis Bell	76
2005	Travis Bell	60
2006	Travis Bell	79
2007	Travis Bell	106
2008	Scott Blair	69
2009	Scott Blair	87
2010	Scott Blair	82
2011	Justin Moore	89
2012	David Scully	49
2013	Harrison Butker	83
2014	Harrison Butker	98
2015	Harrison Butker	65
2016	Harrison Butker	91
2017	Brenton King	30
2018	Wesley Wells	66

## PUNTING

## PUNTS

## CAREER

PLAYER	YEARS	P
1. Jeff Pierce	1978-81	252
2. Jason Bender	1991-94	204
3. Tommy Chapman	1967-69	195
4. Rodney Williams	1995-98	178
5. Sean McDevitt	1986-88	176
6. Ben Arndt	2004-05	160
7. Billy Lothridge	1961-63	150
8. Durant Brooks	2006-07	144
9. Sean Poole	2010-13	141
Dick Bowley	1971-73	141

## SEASON

PLAYER	YEAR	P
1. Jeff Pierce	1980	88
2. Ben Arndt	2005	87
3. Durant Brooks	2006	79
4. Chip Pallman	1970	77
5. Jeff Pierce	1981	75
6. Ben Arndt	2004	73
7. Tommy Chapman	1967	72
8. Mike Snow	1985	71
9. Dave Davis	1951	66
10. Durant Brooks	2007	65

## PUNT YARDS

## CAREER

PLAYER	YEARS	YDS
1. Jeff Pierce	1978-81	10,271
2. Jason Bender	1991-94	8,348
3. Tommy Chapman	1967-69	7,516
4. Rodney Williams	1995-98	7,373

5. Sean McDevitt	1986-88	6,581
6. Durant Brooks	2006-07	6,525
7. Ben Arndt	2004-05	6,246
8. Sean Poole	2010-13	5,702
9. Billy Lothridge	1961-63	5,642
10. Ryan Rodwell	2012-16	5,555

## SEASON

PLAYER	YEAR	YDS
1. Jeff Pierce	1980	3,609
2. Durant Brooks	2006	3,596
3. Ben Arndt	2005	3,433
4. Jeff Pierce	1981	3,207
5. Chip Pallman	1970	2,983
6. Durant Brooks	2007	2,929
7. Mike Snow	1985	2,827
8. Ben Arndt	2004	2,813
9. Tommy Chapman	1967	2,764
10. Sean McDevitt	1987	2,527

## PUNT AVERAGE

## CAREER [MINIMUM 75 PUNTS]

PLAYER	YEARS	AVG
1. Durant Brooks	2006-07	45.31
2. Pressley Harvin III	2017-pres.	42.96
3. Rodney Williams	1995-98	41.42
4. Dan Dyke	1999-02	41.37
5. Harper Brown	1975-76	41.10
6. Jason Bender	1991-94	40.92
7. Ryan Rodwell	2012-16	40.85
8. Jeff Pierce	1978-81	40.76
9. Sean Poole	2010-13	40.44
10. Ron Rice	1980-83	40.27

## SEASON [MINIMUM 25 PUNTS]

PLAYER	YEAR	AVG
1. Rodney Williams	1997	45.64
2. Durant Brooks	2006	45.52
3. Jason Bender	1994	45.51
4. Durant Brooks	2007	45.06
5. Pressley Harvin III	2017	44.10
6. Dan Dyke	1999	43.80
7. Ryan Rodwell	2016	43.13
8. Jeff Pierce	1981	42.86
9. Ron Rice	1982	42.60
10. Rodney Williams	1998	42.52

## YEAR-BY-YEAR LEADERS

## PUNTING

YEAR	PLAYER	AVG
1950	Bob Robinson	37.3
1951	Dave Davis	37.9
1952	Dave Davis	39.6
1953	Dave Davis	37.0
1954	Johnny Menger	36.8
1955	Johnny Menger	35.0
1956	Ken Owen	39.7
1957	Jerry Nabors	31.9
1958	Gerald Burch	37.8
1959	Gerald Burch	38.2
1960	Don Coker	35.5
1961	Billy Lothridge	33.1
1962	Billy Lothridge	38.9
1963	Billy Lothridge	41.0
1964	Jerry Priestley	37.0

1965	Jerry Priestley	39.8
1966	Charlie Mason	39.4
1967	Tommy Chapman	38.4
1968	Tommy Chapman	39.3
1969	Tommy Chapman	38.0
1970	Chip Pallman	38.7
1971	Dick Bowley	37.6
1972	Dick Bowley	37.3
1973	Dick Bowley	40.2
1974	Mike Johnson	38.0
1975	Harper Brown	41.1
1976	Harper Brown	41.1
1977	Ted Peeples	39.4
1978	Jeff Pierce	38.7
1979	Ted Peeples	38.3
1980	Jeff Pierce	41.0
1981	Jeff Pierce	42.8
1982	Ron Rice	42.6
1983	Ron Rice	38.7
1984	Mike Snow	39.8
1985	Mike Snow	39.8
1986	Sean McDevitt	36.9
1987	Sean McDevitt	39.5
1988	Sean McDevitt	35.7
1989	Scott Aldredge	39.6
1990	Scott Aldredge	36.6
1991	Jason Bender	39.6
1992	Jason Bender	38.4
1993	Jason Bender	39.9
1994	Jason Bender	45.5
1995	Rodney Williams	38.1
1996	Rodney Williams	38.4
1997	Rodney Williams	45.6
1998	Rodney Williams	42.5
1999	Dan Dyke	43.8
2000	Dan Dyke	41.8
2001	Chris Morehouse	41.4
2002	Chris Morehouse	42.3
2003	Andy Thomson	39.8
2004	Ben Arndt	38.5
2005	Ben Arndt	39.5
2006	Durant Brooks	45.5
2007	Durant Brooks	45.1
2008	Scott Blair	38.9
2009	Chandler Anderson	42.3
2010	Sean Poole	39.3
2011	Sean Poole	39.7
2012	Sean Poole	39.7
2013	Sean Poole	42.3
2014	Ryan Rodwell	40.2
2015	Ryan Rodwell	39.3
2016	Ryan Rodwell	40.8
<b>2017</b>	<b>Pressley Harvin III</b>	<b>44.1</b>
<b>2018</b>	<b>Pressley Harvin III</b>	<b>41.3</b>

**KICKOFF RETURNS****KICKOFF RETURN AVERAGE****CAREER** [MINIMUM 25 RETURNS]

PLAYER	YEARS	AVG
1. Drew Hill	1975-78	25.4
2. Dez White	1997-99	24.7
3. Derrick Steagall	1993-97	24.5
Jamal Golden	2011-15	24.5
5. Kelly Campbell	1998-01	24.0
6. T.J. Edwards	1988-90	23.7
7. Randy Rhino	1972-74	23.5
8. Cory Collier	1983-86	23.2
9. Kevin Tisdal	1989-92	22.4
10. Ken Swilling	1988-91	22.3

**SEASON** [MINIMUM 10 RETURNS]

PLAYER	YEAR	AVG
1. Drew Hill	1978	30.0
2. Kevin Tisdal	1990	29.5
3. Jamal Golden	2012	28.3
4. Drew Hill	1976	26.4
5. Dez White	1998	26.2
6. Derrick Steagall	1993	25.8
7. Gene Spiotta	1969	25.2
8. Randy Rhino	1973	25.0
9. J.J. Green	2016	24.6
10. Larry Studdard	1970	24.4

**KICKOFF RETURNS****CAREER**

	PLAYER	YEARS	RET
1.	Drew Hill	1975-78	94
2.	Orwin Smith	2009-12	76
	Jamal Golden	2011-15	76
4.	Dez White	1997-99	69
5.	Kevin Tisdal	1989-92	68
6.	Kelly Campbell	1998-01	59
7.	Charlie Rogers	1995-98	56
8.	Jamaal Evans	2006-07	45
9.	Lethon Flowers	1991-94	43
10.	Gary Lee	1983-86	42

**SEASON**

	PLAYER	YEAR	RET
1.	Orwin Smith	2009	37
2.	T.J. Edwards	1989	35
	Kenny Scott	2003	35
4.	Drew Hill	1977	32
5.	Richard Hills	1987	31
6.	Gary Lee	1986	30
	Jamal Golden	2014	30
8.	Dez White	1999	29
9.	Kelly Campbell	2001	28
	B.J. Bostic	2010	28

**KICKOFF RETURN YARDS****CAREER**

PLAYER	YEARS	YDS
1. Drew Hill	1975-78	2,357
2. Jamal Golden	2011-15	1,860
3. Dez White	1997-99	1,701
4. Orwin Smith	2009-12	1,624
5. Kevin Tisdal	1989-92	1,526
6. Kelly Campbell	1998-01	1,415
7. Charlie Rogers	1995-98	1,264

8. Jamaal Evans	2006-07	975
9. Lethon Flowers	1991-94	938
10. Gary Lee	1983-86	874

**SEASON**

PLAYER	YEAR	YDS
1. Orwin Smith	2009	888
2. T.J. Edwards	1989	831
3. Kenny Scott	2003	779
4. Drew Hill	1977	754
5. Jamal Golden	2014	710
6. Dez White	1999	689
7. Dez White	1998	682
8. Jamal Golden	2012	652
9. Kelly Campbell	2001	651
10. Kelly Campbell	2000	632

**KICKOFF RETURN TOUCHDOWNS****CAREER**

PLAYER	YEARS	RET
1. Drew Hill	1975-78	2
Gary Lee	1983-86	2
Dez White	1997-99	2
Jamal Golden	2011-15	2
<b>Juanyeh Thomas</b>	<b>2018-pres.</b>	<b>2</b>
6. Dewey Scarboro	1918-21	1
Lester Simerville	1957-58	1
Billy Williamson	1959-61	1
Eddie Lee Ivery	1975-78	1
Kevin Tisdal	1989-92	1
J.J. Green	2016-17	1
Lamont Simmons	2016-pres.	1

**SEASON**

	PLAYER	YEAR	TD
1.	Drew Hill	1978	2
	Jamal Golden	2012	2
	<b>Juanyeh Thomas</b>	<b>2018-pres.</b>	<b>2</b>
4.	Drew Scarboro	1919	1
	Lester Simerville	1957	1
	Billy Williamson	1960	1
	Gary Lee	1985	1
	Gary Lee	1986	1
	Eddie Lee Ivery	1977	1
	Kevin Tisdal	1990	1
	Dez White	1997	1
	Dez White	1998	1
	J.J. Green	2016	1
	Lamont Simmons	2017	1

**YEAR-BY-YEAR LEADERS****KICKOFF RETURNS**

YEAR	PLAYER	NO	AVG
1950	Chappell Rhino	7	26.4
1951	Larry Morris	7	18.0
1952	Larry Morris	8	12.4
1953	Bill Teas	7	22.9
1954	Wade Mitchell	4	26.3
1955	Ken Owen	4	27.5
1956	Ken Owen	9	30.7
1957	Lester Simerville	8	36.8
1958	Floyd Faucette	3	28.0
1959	Taz Anderson	5	25.6
1960	Billy Williamson	7	33.7
1961	Billy Williamson	7	18.3



1962	Joe Auer	6	33.0
1963	Gerry Bussell	8	18.8
1964	Johnny Gresham	9	21.0
1965	Lenny Snow	8	20.4
1966	Jimmy Brown	10	19.2
1967	Jimmy Brown	9	17.2
1968	Gene Spiotta	20	16.3
1969	Gene Spiotta	15	25.2
1970	Larry Studdard	10	24.4
1971	Alan Hennessey	13	19.8
1972	Mike Mercer	10	20.6
1973	Randy Rhino	17	25.0
1974	Randy Rhino	19	22.2
1975	Drew Hill	22	21.8
1976	Drew Hill	21	26.4
1977	Drew Hill	32	23.6
1978	Drew Hill	19	30.0
1979	Marlon Heggs	19	22.4
1980	Clarence Stover	16	19.6
1981	Robert Lavette	17	22.9
1982	Cleve Pounds	17	23.4
1983	Cleve Pounds	13	14.7
1984	Sammy Lilly	14	21.7
1985	Gary Lee	8	30.3
1986	Gary Lee	30	18.9
1987	Richard Hills	31	20.1
1988	Ken Swilling	25	22.3
1989	T.J. Edwards	35	23.7
1990	Kevin Tisdell	18	29.5
1991	Kevin Tisdell	27	19.0
1992	Kevin Tisdell	23	21.0
1993	Derrick Steagall	16	25.8
1994	Lethon Flowers	23	23.5
1995	Charlie Rogers	15	19.0
1996	Charlie Rogers	26	24.1
1997	Charlie Rogers	15	21.1
1998	Dez White	26	26.2
1999	Dez White	29	23.8
2000	Kelly Campbell	26	24.3
2001	Kelly Campbell	28	23.2
2002	Kerry Watkins	23	20.9
2003	Kenny Scott	35	22.3
2004	Levon Thomas	26	22.1
2005	Chris Woods	17	20.4
2006	Jamaal Evans	20	22.8
2007	Jamaal Evans	25	20.8
2008	Roddy Jones	15	23.6
2009	Orwin Smith	37	24.0
2010	B.J. Bostic	28	20.5
2011	Orwin Smith	18	19.6
2012	Jamal Golden	23	28.3
2013	Lynn Griffin	8	26.5
	Jemea Thomas	8	23.5
2014	Jamal Golden	30	23.7
2015	Jamal Golden	18	19.9
2016	J.J. Green	14	24.6
2017	Nathan Cottrell	11	20.4
2018	Juanyeh Thomas	24	25.5

## PUNT RETURNS

## PUNT RETURNS

## CAREER

PLAYER	YEARS	RET
1. Kelley Rhino	1999-02	112
2. Willie Clay	1988-91	101
3. Jack Westbrook	1980-83	77
4. Mike Wysong	1968-70	65
5. Randy Rhino	1972-74	57
6. Jimmy Brown	1965-67	55
7. Nate Perryman	1993-96	52
8. Tyler Evans	2006-07	50
9. Jamal Golden	2011-15	47
10. Harvey Middleton	1994-97	43

## SEASON

PLAYER	YEAR	RET
1. Willie Clay	1991	48
Kelley Rhino	2001	48
3. Kelley Rhino	2002	45
4. Tyler Evans	2007	34
5. Jeff Ford	1971	33
6. Jonathan Smith	2003	31
7. Charlie Rogers	1998	30
8. Mike Wysong	1970	29
Nate Perryman	1995	29
Marvious Hester	1999	29

## PUNT RETURN YARDS

## CAREER

PLAYER	YEARS	YDS
1. Kelley Rhino	1999-02	1,135
2. Randy Rhino	1972-74	749
3. Willie Clay	1988-91	723
4. Jimmy Brown	1965-67	678
5. Mike Wysong	1968-70	665
6. Nate Perryman	1993-96	603
7. Jack Westbrook	1980-83	519
8. Charlie Rogers	1995-98	485
9. Jonathan Smith	2000-03	477
10. Tyler Evans	2006-07	469

## SEASON

PLAYER	YEAR	YDS
1. Kelley Rhino	2001	515
2. Kelley Rhino	2002	447
3. Randy Rhino	1972	441
4. Willie Clay	1991	431
5. Charlie Rogers	1998	425
6. Jonathan Smith	2003	364
7. Nate Perryman	1995	362
8. Jeff Ford	1971	341
9. Mike Wysong	1970	328
10. Marvious Hester	1999	322

## PUNT RETURN TOUCHDOWNS

## CAREER

PLAYER	YEARS	TD
1. Jimmy Brown	1965-67	3
2. Charlie Rogers	1995-98	2
Jonathan Smith	2000-03	2
Jerrard Tarrant	2009-10	2
5. Multiple players with		1

## SEASON

PLAYER	YEAR	TD
1. Jerrard Tarrant	2009	2
Jonathan Smith	2003	2
Charlie Rogers	1998	2
Jimmy Brown	1966	2
5. Multiple players with		1

## PUNT RETURN AVERAGE

## CAREER [MINIMUM 25 RETURNS]

PLAYER	YEARS	AVG
1. Charlie Rogers	1995-98	15.2
2. Jonathan Smith	2000-03	14.5
3. Randy Rhino	1972-74	13.1
4. Jimmy Brown	1965-67	12.3
5. Nate Perryman	1993-96	11.6
6. Marvious Hester	1999-2002	10.3
7. Mike Wysong	1968-70	10.2
8. Kelley Rhino	1999-2002	10.1
9. Jerrard Tarrant	2009-10	10.0
10. Jamal Golden	2011-15	9.9

## SEASON [MINIMUM 10 RETURNS]

PLAYER	YEAR	AVG
1. Jimmy Brown	1965	22.6
2. Randy Rhino	1972	17.6
3. Johnny Menger	1956	17.5
4. Bill Teas	1953	16.9
5. Riccardo Ingram	1986	14.6
Jamal Golden	2012	14.6
7. Jimmy Brown	1966	14.4
8. Charlie Rogers	1998	14.2
9. Jerrard Tarrant	2009	13.4
10. Nate Perryman	1995	12.5

## YEAR-BY-YEAR LEADERS

## PUNT RETURNS

YEAR	PLAYER	NO	AVG
1950	Chappell Rhino	10	8.4
1951	Chappell Rhino	17	7.4
1952	Jake Rudolph	18	7.6
1953	Bill Teas	10	16.9
1954	Jimmy Thompson	5	14.2
1955	Wade Mitchell	9	12.0
1956	Johnny Menger	10	17.5
1957	Fred Braselton	4	9.5
1958	Floyd Faucette	7	7.9
1959	Floyd Faucette	7	9.6
1960	Billy Williamson	13	9.6
1961	Billy Williamson	10	6.5
1962	Gerry Bussell	9	20.1
1963	Johnny Gresham	7	10.6
1964	Gerry Bussell	13	8.0
1965	Jimmy Brown	10	22.6
1966	Jimmy Brown	18	14.4
1967	Jimmy Brown	27	7.1
1968	Mike Wysong	15	8.8
1969	Mike Wysong	21	9.8
1970	Mike Wysong	29	11.3
1971	Jeff Ford	33	10.3
1972	Randy Rhino	25	17.6
1973	Randy Rhino	12	10.8
1974	Randy Rhino	20	9.0
1975	Danny Rhino	17	2.6
1976	Don Bessilleu	23	8.9

1977	Don Bessillieu	11	6.3	Morgan Burnett	2008	95	1	7	1991	Willie Clay, CB	9	66	1
1978	Gary Hardie	6	2.7	6. Bob McCoy	1950	124	1	6	1992	Marcus Coleman, CB	3	34	0
1979	Gary Lanier	27	6.2	George Morris	1951	34	0	6		Marlon Williams, OLB	3	28	0
1980	Ted Thurson	12	4.9	Charlie Brannon	1952	68	0	6	1993	Marcus Coleman, CB	2	17	0
1981	Jack Westbrook	26	4.5	Bill Eastman	1965	83	0	6		Mike Williams, CB	2	4	0
1982	Jack Westbrook	21	12.1	Rick Lewis	1970	116	2	6	1994	Mike Dee, FS	3	72	0
1983	Jack Westbrook	25	6.8	Randy Rhino	1973	45	0	6	1995	Nathan Perryman, CB	3	27	0
1984	Tim Mauldin	15	8.0	Ken Swilling	1989	200	2	6		Ryan Stewart, SS	3	62	1
1985	Cory Collier	12	6.3						1996	Brian Wilkins, FS	4	0	0
1986	Riccardo Ingram	16	14.6						1997	Brian Wilkins, FS	4	36	0
1987	Riccardo Ingram	20	5.5							Travares Tillman, SS	4	32	0
1988	Gerald Chamblin	17	7.5						1998	Jamara Clark, CB	3	41	0
1989	Willie Clay	27	5.8						1999	Marvious Hester, CB	2	8	0
1990	Jason McGill	27	6.0						2000	Jeremy Muyres, FS	4	26	0
1991	Willie Clay	48	9.0						2001	Jeremy Muyres, FS	3	2	0
1992	Jimmy Lincoln	18	7.6							Marvious Hester, CB	3	10	0
1993	Lethon Flowers	10	7.9						2002	Jeremy Muyres, FS	5	37	0
1994	Lethon Flowers	8	3.8						2003	James Butler, FS	5	18	0
1995	Nate Perryman	29	12.5						2004	Reuben Houston, CB	3	16	0
1996	Nate Perryman	18	12.2						2005	Dawan Landry, FS	4	12	0
1997	Harvey Middleton	22	8.4							Philip Wheeler, LB	4	18	0
1998	Charlie Rogers	30	14.2						2006	Djay Jones, FS	4	29	1
1999	Marvious Hester	29	11.1						2007	Morgan Burnett, S	3	0	0
2000	Kelley Rhino	19	9.1						2008	Morgan Burnett, S	7	95	1
2001	Kelley Rhino	48	10.7						2009	Morgan Burnett, S	4	40	0
2002	Kelley Rhino	45	9.9						2010	Jerrard Tarrant, S	3	93	1
2003	Jonathan Smith	31	11.7						2011	Rod Sweeting, CB	3	30	1
2004	Patrick Carter	26	8.4							Isaiah Johnson, S	3	34	1
2005	Pat Clark	30	6.4							Jemea Thomas, CB-S	3	9	0
2006	Andrew Smith	19	7.7						2012	Jemea Thomas, CB-S	4	1	0
2007	Tyler Evans	34	9.3						2013	Five players with	2		
2008	Tyler Melton	15	5.7						2014	Jamal Golden, S	4	87	1
2009	Jerrard Tarrant	21	13.4							D.J. White, CB	4	48	1
2010	Jerrard Tarrant	20	6.6						2015	Brant Mitchell, LB	2	46	1
2011	Zach Laskey	11	8.5							D.J. White, CB	2	0	0
2012	Jamal Golden	17	14.6						2016	Lance Austin, CB	3	24	1
2013	DeAndre Smelter	11	11.3							Lawrence Austin, NIC	3	3	0
2014	Jamal Golden	11	4.1						2017	A.J. Gray, S	2	23	0
2015	Jamal Golden	16	10.1						2018	Malik Rivera	2	84	0
2016	Brad Stewart	11	11.5							Anree Saint-Amour	2	19	1
2017	Brad Stewart	16	6.6							Tariq Carpenter	2	6	0
2018	Brad Stewart	7	6.7										

## DEFENSE

## INTERCEPTIONS

## CAREER

PLAYER	YEARS	YDS	TD	INT
1. Willie Clay	1988-91	264	1	16
2. Jeff Ford	1969-71	320	4	14
Randy Rhino	1972-74	216	1	14
Morgan Burnett	2007-09	135	1	14
5. Bobby Moorhead	1950-52	202	2	13
Wade Mitchell	1953-56	187	1	13
Ken Swilling	1988-91	239	2	13
8. Bill Eastman	1965-67	216	1	12
Lawrence Lowe	1977-80	118	1	12
Ted Thurson	1979-82	60	0	12
Jeremy Muyres	1999-02	65	0	12

## SEASON

PLAYER	YEAR	YDS	TD	INT
1. Jeff Ford	1969	257	3	9
Willie Clay	1991	66	1	9
3. Randy Rhino	1972	171	1	8
4. Bobby Moorhead	1952	165	2	7

## YEAR-BY-YEAR LEADERS

## INTERCEPTIONS

## YEAR PLAYER

YEAR	PLAYER	INT	YDS	TD	1998	Jamara Clark, CB	3	41	0
1948	Bob McCoy, DB	3	33	0	1999	Marvious Hester, CB	2	8	0
1949	Powell Sheffer, DB	5	47	0	2000	Jeremy Muyres, FS	4	26	0
1950	Bob McCoy, DB	6	124	1	2001	Jeremy Muyres, FS	3	2	0
1951	George Morris, LB	6	34	0		Marvious Hester, CB	3	10	0
1952	Bobby Moorhead, DB	7	165	2	2002	Jeremy Muyres, FS	5	37	0
1953	Joe Hall, DB	4	68	0	2003	James Butler, FS	5	18	0
	Wade Mitchell, DB	4	34	0	2004	Reuben Houston, CB	3	16	0
1954	Wade Mitchell, DB	3	94	0	2005	Dawan Landry, FS	4	12	0
1955	Johnny Menger, DB	4	54	1		Philip Wheeler, LB	4	18	0
1956	Wade Mitchell, DB	3	18	0	2006	Djay Jones, FS	4	29	1
1957	Seven players tied with	1			2007	Morgan Burnett, S	3	0	0
1958	Fred Braselton, DB	2	38	0	2008	Morgan Burnett, S	7	95	1
	Maxie Baughan, LB	2	15	0	2009	Morgan Burnett, S	4	40	0
	Marvin Tibbetts, DB	2	13	0	2010	Jerrard Tarrant, S	3	93	1
1959	Billy Williamson, DB	3	19	0	2011	Rod Sweeting, CB	3	30	1
1960	Walter Howard, DB	4	14	0		Isaiah Johnson, S	3	34	1
1961	Tom Winingder, DB	3	35	0		Jemea Thomas, CB-S	3	9	0
1962	Mike McNames, DB	4	5	0	2012	Jemea Thomas, CB-S	4	1	0
1963	Nine players tied with	1			2013	Five players with	2		
1964	Gerry Bussell, DB	3	24	1	2014	Jamal Golden, S	4	87	1
	Tom Bleick, DB	3	23	0		D.J. White, CB	4	48	1
1965	Bill Eastman, DB	6	83	0	2015	Brant Mitchell, LB	2	46	1
1966	Bill Eastman, DB	4	125	1		D.J. White, CB	2	0	0
1967	Bill Kinard, DB	4	20	0	2016	Lance Austin, CB	3	24	1
1968	Bill Kinard, DB	3	29	0		Lawrence Austin, NIC	3	3	0
1969	Jeff Ford, DB	9	257	3	2017	A.J. Gray, S	2	23	0
1970	Rick Lewis, DB	6	116	2	2018	Malik Rivera	2	84	0
1971	Dave Beavin, DB	3	30	0		Anree Saint-Amour	2	19	1
1972	Randy Rhino, DB	8	171	1		Tariq Carpenter	2	6	0
1973	Randy Rhino, DB	6	45	0					
1974	Danny Rhino, DB	3	7	0					
1975	Steve Crawford, DB	2	67	0					

## SACKS

## CAREER

PLAYER	YEARS	SKS	YDS
1. Jeremiah Attaochu	2010-13	31.5	226
2. Greg Gathers	1999-02	31.0	210
3. Coleman Rudolph	1989-92	28.5	200
4. Marco Coleman	1989-91	27.5	162
5. Eric Henderson	2002-05	25.0	183
6. Pat Swilling	1982-85	23.0	194
7. Felipe Claybrooks	1997-00	20.0	156
8. Derrick Morgan	2007-09	19.5	131
9. Michael Johnson	2005-08	19.0	149
10. Philip Wheeler	2003-07	18.5	136

## SEASON

PLAYER	YEAR	SKS	YDS
1. Pat Swilling	1985	15.0	119
2. Coleman Rudolph	1991	13.0	87
Greg Gathers	2000	13.0	89
4. Marco Coleman	1990	12.5	59
Derrick Morgan	2009	12.5	81
Jeremiah Attaochu	2013	12.5	86
7. Eric Henderson	2003	11.0	73



8. Marco Coleman	1991	10.0	62
Felipe Claybrooks	1998	10.0	67
Greg Gathers	2001	10.0	68
Jeremiah Attaochu	2012	10.0	67

8. Kyle Ambrose	1986	91
9. Franklin Brooks	1955	89
10. Pat Swilling	1985	84

**TACKLES FOR LOSS****CAREER**

PLAYER	YEARS	YDS	TFL
1. Eric Henderson	2002-05	59.5	249
2. Greg Gathers	1999-02	57.0	290
3. Coleman Rudolph	1989-92	52.0	285
4. Marco Coleman	1989-91	50.0	215
5. Daryl Smith	2000-03	48.0	123
6. Jeremiah Attaochu	2010-13	43.5	238
7. Keyaron Fox	2000-03	40.0	137
8. Gerris Wilkinson	2002-05	38.0	141
9. Pat Swilling	1982-85	37.0	224
Felipe Claybrooks	1997-00	37.0	201
11. Philip Wheeler	2003-07	34.5	172
12. Marlon Williams	1990-93	33.5	182
13. Ricardo Wimmbush	1999-02	32.0	90
Darryl Richard	2004-08	32.0	134
15. Nick Rogers	1998-01	31.0	160
KaMichael Hall	2003-06	31.0	163
17. Adam Oliver	2004-07	30.5	143
Michael Johnson	2005-08	30.5	183
19. Joe Anoa'i	2003-06	29.5	126
Derrick Morgan	2007-09	29.5	154

**SEASON**

PLAYER	YEAR	YDS	TFL
1. Eric Henderson	2003	24.0	91
2. Pat Swilling	1985	21.0	130
Marco Coleman	1991	21.0	90
4. Coleman Rudolph	1991	20.0	110
Greg Gathers	2000	20.0	105
6. Coleman Rudolph	1992	19.5	106
7. Marco Coleman	1990	18.5	76
Derrick Morgan	2009	18.5	96
9. Greg Gathers	1999	18.0	90
Greg Gathers	2001	18.0	95

**TACKLES BY LINEMEN****CAREER**

PLAYER	YEARS	TT
1. Franklin Brooks	1952-55	271
2. Pat Swilling	1982-85	265
3. John Battle	1963-65	242
4. Brad Bourne	1970-72	241
5. Rick Gibney	1972-75	234
6. Coleman Rudolph	1989-92	220
7. Smylie Gebhart	1969-71	217
8. Rock Perdoni	1969-70	210
9. Ralph Hughes	1994-97	200
10. Mark Pike	1982-85	198

**SEASON**

PLAYER	YEAR	TT
1. John Battle	1965	112
2. Franklin Brooks	1954	106
3. Rock Perdoni	1969	105
4. Pat Swilling	1984	100
5. John Lagana	1967	94
6. Don Stephenson	1956	92
Brad Bourne	1972	92

**TACKLES BY LINEBACKERS****CAREER**

PLAYER	YEARS	TT
1. Keith Brooking	1994-97	467
2. Jerrelle Williams	1988-91	437
3. Ron Rogers	1994-97	435
4. Lucius Sanford	1974-77	433
5. Rob Horton	1980-83	432
6. Duane Wood	1979-82	426
7. Ted Roof	1982-85	417
8. Joe Harris	1972-74	415
9. Jamal Cox	1991-94	397
10. Mackel Harris	1976-79	390

**SEASON**

PLAYER	YEAR	TT
1. Joe Harris	1974	188
2. Duane Wood	1980	171
3. Eric Thomas	1989	159
4. Keyaron Fox	2003	155
5. Rob Horton	1981	150
6. Keith Brooking	1996	147
7. Jamal Cox	1994	146
Keith Brooking	1995	146
9. Jerrelle Williams	1989	145
Jerrelle Williams	1990	145
Ron Rogers	1995	145

**TACKLES BY DEFENSIVE BACKS****CAREER**

PLAYER	YEARS	TT
1. Isaiah Johnson	2010-14	283
2. Jeremy Muiyres	1999-02	273
3. Ken Swilling	1988-91	267
4. Dawan Landry	2002-05	250
5. Mark Sheffield	1979-82	244
6. James Butler	2001-04	240
7. Lethon Flowers	1991-94	238
8. Travares Tillman	1996-99	236
9. Morgan Burnett	2007-09	235
10. Jemea Thomas	2009, '11-13	234

**SEASON**

PLAYER	YEAR	TT
1. James Butler	2003	119
2. Cleve Pounds	1984	114
3. Sammy Brown	1982	113
Cleve Pounds	1985	113
5. Mike Williams	1992	105
6. Gary Faulkner	1971	102
7. Andre Thomas	1988	100
8. Danny Rhino	1974	99
9. David Hendrix	1994	97
10. Sammy Burke	1966	93
Ken Swilling	1989	93
Morgan Burnett	2008	93

**GAMES PLAYED****CAREER**

PLAYER	POS	YEARS	GP
1. Jamal Golden	DB	2011-15	54
Jemea Thomas	DB	2009, '11-13	54
T.J. Barnes	DT	2009-12	54
Rod Sweeting	DB	2009-12	54
5. Chris Milton	DB	2012-15	53
Tyler Marcordes	LB	2012-15	53
Rashaad Reid	DB	2008-11	53
Scott Blair	K-P	2007-10	53
9. Harrison Butker	PK	2013-16	52
Demond Smith	DB	2012-15	52
Izaan Cross	DL	2009-12	52
Roddy Jones	RB	2008-11	52
Steven Sylvester	LB	2008-11	52
Mario Butler	CB	2007-10	52
Darryl Richard	DT	2004, '06-08	52

**GAMES STARTED****CAREER**

PLAYER	POS	YEARS	GS
1. Roddy Jones	RB	2008-11	52
2. Ricardo Wimmbush	LB	1999-2002	50
3. Reggie Ball	QB	2003-06	49
4. Andrew Gardner	OT	2005-08	48
5. Matt Rhodes	OL	2004-07	47

## RUSHING

## MOST RUSHING ATTEMPTS

ATT	PLAYER	OPPONENT	DATE
1. 44	TaQuon Marshall	Tennessee	Sept. 4, 2017
2. 40	<b>Tobias Oliver</b>	<b>Virginia Tech</b>	<b>Oct. 25, 2018</b>
3. 39	Robert Lavette	Tennessee	Oct. 23, 1982
39	Jerry Mays	Georgia	Dec. 2, 1989
5. 38	Robert Lavette	Georgia	Nov. 27, 1982
6. 37	Tashard Choice	Miami	Oct. 13, 2007
7. 36	Robert Lavette	Virginia	Oct. 13, 1984
36	Tony Hollings	BYU	Sept. 21, 2002
36	P.J. Daniels	North Carolina	Nov. 15, 2003
10. 35	C.J. Williams	Duke	Oct. 7, 1995
11. 34	Joe Burns	Syracuse	Aug. 26, 2001
34	Joe Burns	NC State	Oct. 20, 2001
34	Joe Burns	North Carolina	Nov. 1, 2001
34	Tashard Choice	NC State	Nov. 4, 2006
34	Anthony Allen	Duke	Nov. 20, 2010
16. 33	Lenny Snow	Texas Tech	Dec. 31, 1965
33	Brent Cunningham	Duke	Nov. 1, 1969
33	Robert Lavette	Memphis State	Sept. 25, 1982
33	P.J. Daniels	Wake Forest	Oct. 11, 2003
33	Tashard Choice	North Carolina	Nov. 17, 2007

## MOST RUSHING YARDS

YDS	PLAYER	OPPONENT	DATE
1. 356	Eddie Lee Ivery	Air Force	Nov. 11, 1978
2. 307	P.J. Daniels	Tulsa	Jan. 4, 2004
3. 249	TaQuon Marshall	Tennessee	Sept. 4, 2017
4. 240	P.J. Daniels	North Carolina	Nov. 15, 2003
5. 229	Jimmy Lincoln	Virginia	Sept. 19, 1991
6. 217	Brent Cunningham	Clemson	Oct. 3, 1970
7. 215	<b>Tobias Oliver</b>	<b>Virginia Tech</b>	<b>Oct. 25, 2018</b>
8. 214	Roddy Jones	Georgia	Nov. 29, 2008
9. 207	Jerry Mays	Georgia	Dec. 2, 1989
10. 206	Jerry Mays	Western Carolina	Oct. 12, 1985
206	C.J. Williams	Wake Forest	Nov. 19, 1994
12. 204	Tashard Choice	Miami	Oct. 13, 2007
13. 203	Robert Lavette	Georgia	Nov. 27, 1982
14. 199	Eddie Prokop	Tulsa	Jan. 1, 1944
15. 198	Joe Burns	North Carolina	Nov. 1, 2001
16. 197	Robert Lavette	Navy	Nov. 14, 1981
17. 196	Tashard Choice	Notre Dame	Sept. 1, 2007
196	KirVonte Benson	Pittsburgh	Sept. 23, 2017
19. 195	Anthony Allen	Virginia	Oct. 9, 2010
195	Justin Thomas	Duke	Oct. 29, 2016

## MOST TOUCHDOWNS SCORED BY RUSHING

TD	PLAYER	OPPONENT	DATE
1. 5	TaQuon Marshall	Tennessee	Sept. 4, 2017
2. 4	George Maloof	Georgia	Dec. 1, 1951
4	Robert Lavette	Virginia	Nov. 6, 1982
4	Tony Hollings	Connecticut	Sept. 7, 2002
4	P.J. Daniels	Tulsa	Jan. 4, 2004
4	Tevin Washington	Middle Tennessee	Sept. 29, 2012
7. 3	44 times, most recently:		
	<b>Tobias Oliver, Jordan Mason</b>	<b>Virginia Tech</b>	<b>Oct. 25, 2018</b>

## LONGEST RUSHING ATTEMPTS

YDS	PLAYER	OPPONENT	DATE
1. 95 (t)	Orwin Smith	Kansas	Sept. 17, 2011
2. 88 (t)	Jonathan Dwyer	Mississippi State	Sept. 20, 2008
3. 87 (t)	Bob McCoy	Citadel	Nov. 20, 1948
4. 85 (t)	Jonathan Dwyer	North Carolina	Nov. 8, 2008
85 (t)	Gerry Bussell	Georgia	Dec. 1, 1962
85 (t)	Morris Harrison	Citadel	Oct. 25, 1947
7. 83 (t)	Robert Lavette	Navy	Nov. 14, 1981
8. 82 (t)	Anthony Allen	Clemson	Sept. 10, 2009
82 (t)	Justin Thomas	Duke	Oct. 29, 2016
10. 80	Eddie Lee Ivery	Air Force	Nov. 11, 1978
11. 79	Vad Lee	Presbyterian	Sept. 8, 2012
79 (t)	Jerry Mays	NC State	Oct. 11, 1986
13. 78 (t)	TaQuon Marshall	Virginia	Nov. 17, 2017
14. 77 (t)	Orwin Smith	Virginia	Sept. 15, 2012
77 (t)	Orwin Smith	Western Carolina	Sept. 1, 2011
77 (t)	Bill Teas	LSU	Oct. 9, 1954
17. 75 (t)	DeAndre Smelter	North Carolina	Oct. 18, 2014
75 (t)	Jimmy Lincoln	Furman	Sept. 11, 1993
19. 74 (t)	Jonathan Dwyer	Jacksonville State	Sept. 5, 2009
20. 73 (t)	Orwin Smith	North Carolina	Sept. 18, 2010
73 (t)	Tashard Choice	Samford	Sept. 8, 2007
73 (t)	Nate Kelsey	Virginia	Sept. 20, 1986
73 (t)	Eddie Lee Ivery	Air Force	Nov. 11, 1978
73	George Volkert	Florida State	Oct. 22, 1955
25. 72 (t)	Tony Hollings	Clemson	Sept. 14, 2002
72 (t)	Robert Lavette	Georgia	Nov. 26, 1983
72 (t)	Rodney Lee	Tennessee	Oct. 8, 1977
28. 71 (t)	Joshua Nesbitt	Virginia Tech	Nov. 4, 2010
71	Charles Wiley	Wake Forest	Nov. 4, 1995
30. 70	Robert Lavette	North Carolina	Oct. 3, 1981
70 (t)	TaQuon Marshall	Wake Forest	Oct. 21, 2017

## HISTORIC

YDS	PLAYER	OPPONENT	DATE
82 (t)	Buck Flowers	Georgetown	Nov. 13, 1920

## ACC GAMES

YDS	PLAYER	OPPONENT	DATE
1. 85 (t)	Jonathan Dwyer	North Carolina	Nov. 8, 2008
2. 82 (t)	Anthony Allen	Clemson	Sept. 10, 2009
82 (t)	Justin Thomas	Duke	Oct. 29, 2016
4. 79 (t)	Jerry Mays	NC State	Oct. 11, 1986
5. 78 (t)	TaQuon Marshall	Virginia	Nov. 17, 2017
6. 77 (t)	Orwin Smith	Virginia	Sept. 15, 2012
7. 75 (t)	DeAndre Smelter	North Carolina	Oct. 18, 2014

## PASSING

## MOST PASS ATTEMPTS

ATT	PLAYER	OPPONENT	DATE
1. 61	Larry Good	Tennessee	Oct. 12, 1968
2. 57	George Godsey	Clemson	Oct. 28, 2000
3. 55	George Godsey	Virginia	Nov. 10, 2001
4. 53	Reggie Ball	NC State	Oct. 6, 2005
5. 49	Darrell Gast	Duke	Oct. 31, 1987
6. 47	Tommy Luginbill	Florida State	Nov. 5, 1994
47	Reggie Ball	Duke	Nov. 8, 2003
47	Reggie Ball	North Carolina	Sept. 10, 2005
9. 46	Michael Kelley	Georgia	Nov. 29, 1980
46	Todd Rampley	Wake Forest	Nov. 12, 1988
46	Shawn Jones	Georgia	Nov. 28, 1992
12. 45	Tommy Luginbill	Virginia	Oct. 15, 1994
45	George Godsey	Maryland	Oct. 11, 2001
45	A.J. Suggs	Maryland	Oct. 17, 2002



15.	44	Eddie McAshan	Miami	Sept. 26, 1970
44		Michael Kelley	Georgia	Dec. 5, 1981
44		Rick Strom	North Carolina	Sept. 19, 1987
44		A.J. Suggs	Florida State	Nov. 9, 2002
19.	43	Shawn Jones	Virginia	Sept. 19, 1992
43		Sean Jones	Wake Forest	Nov. 14, 1992
43		George Godsey	NC State	Sept. 21, 2000

**MOST PASS COMPLETIONS**

NO.		PLAYER	OPPONENT	DATE
1.	39	George Godsey	Virginia	Nov. 10, 2001
2.	35	George Godsey	Clemson	Oct. 28, 2000
3.	29	George Godsey	Virginia	Nov. 9, 2000
4.	28	A.J. Suggs	Maryland	Oct. 17, 2002
5.	27	Michael Kelley	Georgia	Nov. 29, 1980
	27	Reggie Ball	Duke	Nov. 8, 2003
7.	26	Shawn Jones	Georgia	Nov. 28, 1992
	26	George Godsey	Maryland	Oct. 11, 2001
	26	A.J. Suggs	Virginia	Oct. 26, 2002
10.	25	Larry Good	Tennessee	Oct. 12, 1968
	25	Michael Kelley	Georgia	Dec. 5, 1981
	25	Todd Rampley	Wake Forest	Nov. 12, 1988
	25	Shawn Jones	Virginia	Sept. 19, 1992
	25	Tommy Luginbill	Virginia	Oct. 15, 1994
	25	George Godsey	Florida State	Dec. 1, 2001
16.	24	10 times		

**HIGHEST COMPLETION PERCENTAGE [MINIMUM 10 ATTEMPTS]**

COMP%	PLAYER	OPPONENT	DATE	
1. .880 (22-25)	Joe Hamilton	Florida State	Sept. 11, 1999	
2. .875 (14-16)	George Godsey	Citadel	Sept. 1, 2001	
3. .867 (13-15)	Kim King	Auburn	Oct. 16, 1965	
4. .818 (9-11)	James Person	Georgia	Nov. 30, 1968	
5. .809 (17-21)	Joe Hamilton	Maryland	Nov. 22, 1997	
6. .808 (21-26)	Joe Hamilton	Virginia	Nov. 8, 1997	
7. .800 (12-15)	Kim King	Duke	Oct. 30, 1965	
	.800 (12-15)	James Stevens	Iowa State	Dec. 18, 1972
9. .789 (15-19)	Joe Hamilton	Duke	Sept. 26, 1996	
10. .786 (11-14)	John Williams	Texas Tech	Dec. 19, 1970	
	.786 (11-14)	Joshua Nesbitt	Miss. State	Oct. 3, 2009
12. .784 (29-37)	George Godsey	Virginia	Nov. 9, 2000	
13. .778 (14-18)	Jim Bob Taylor	Citadel	Sept. 18, 1982	
14. .769 (10-13)	A.J. Suggs	Vanderbilt	Aug. 31, 2002	
15. .762 (16-21)	George Godsey	Wake Forest	Oct. 14, 2000	
16. .750 (12-16)	Billy Lothridge	Duke	Nov. 3, 1962	
	.750 (18-24)	James Stevens	Clemson	Sept. 29, 1973
	.750 (15-20)	Shawn Jones	Georgia	Dec. 1, 1990
	.750 (18-24)	Joe Hamilton	Wake Forest	Sept. 14, 1996
20. .741 (20-27)	George Godsey	Wake Forest	Nov. 17, 2001	

**MOST COMPLETIONS WITHOUT AN INTERCEPTION**

NO.	PLAYER	OPPONENT	DATE	
1.	35	George Godsey	Clemson	Oct. 28, 2000
2.	29	George Godsey	Virginia	Nov. 9, 2000
3.	28	A.J. Suggs	Maryland	Oct. 17, 2002
4.	26	A.J. Suggs	Virginia	Oct. 26, 2002
5.	25	Shawn Jones	Virginia	Sept. 19, 1992
6.	24	Donnie Davis	NC State	Oct. 23, 1993
	24	Tommy Luginbill	North Carolina	Oct. 8, 1994
	24	George Godsey	NC State	Oct. 20, 2001
	24	Reggie Ball	NC State	Oct. 4, 2003
	24	Reggie Ball	North Carolina	Sept. 10, 2005
11.	23	Joe Hamilton	Duke	Oct. 16, 1999
	23	George Godsey	Stanford	Dec. 27, 2001
13.	22	Joe Hamilton	Duke	Nov. 15, 1997
	22	Joe Hamilton	Florida State	Sept. 11, 1999
	22	Reggie Ball	Connecticut	Nov. 13, 2004

22	Taylor Bennett	Maryland	Oct. 6, 2007	
17.	21	Shawn Jones	Clemson	Sept. 26, 1992
	21	Joe Hamilton	NC State	Oct. 11, 1997
	21	Joe Hamilton	Virginia	Nov. 8, 1997
20.	20	Joe Hamilton	Duke	Oct. 3, 1998
	20	Taylor Bennett	Boston College	Sept. 15, 2007

**MOST INTERCEPTIONS THROWN**

INT		PLAYER	OPPONENT	DATE
1.	5	Jerry Priestley	Tennessee	Nov. 7, 1964
	5	Eddie McAshan	Rice	Sept. 30, 1972
3.	4	Stanley Gann	Auburn	Oct. 15, 1960
	4	Marvin Hoffman	Tennessee	Oct. 11, 1969
	4	Eddie McAshan	Tennessee	Oct. 10, 1970
	4	James Stevens	South Carolina	Sept. 15, 1973
	4	Michael Kelley	Alabama	Sept. 8, 1979
	4	Michael Kelley	Georgia	Nov. 24, 1979
	4	Joel Peebles	Auburn	Oct. 18, 1980
	4	Darrell Gast	Wake Forest	Nov. 21, 1987
	4	Demarius Bilbo	Fresno State	Dec. 31, 2002
	4	Taylor Bennett	Virginia Tech	Nov. 1, 2007
13.	3	40 times		

**MOST PASSING YARDS**

YDS		PLAYER	OPPONENT	DATE
1.	486	George Godsey	Virginia	Nov. 10, 2001
2.	454	George Godsey	Clemson	Oct. 28, 2000
3.	416	Darrell Gast	Duke	Oct. 31, 1987
4.	387	Joe Hamilton	Florida State	Sept. 11, 1999
	387	Joe Hamilton	Maryland	Sept. 30, 1999
6.	371	Eddie McAshan	Rice	Sept. 30, 1972
7.	361	Michael Kelley	Navy	Nov. 17, 1979
8.	354	George Godsey	Maryland	Nov. 18, 2000
9.	341	Joe Hamilton	Georgia	Nov. 27, 1999
10.	337	Joe Hamilton	Virginia	Nov. 8, 1997
11.	333	Michael Kelley	Georgia	Nov. 29, 1980
	333	George Godsey	Wake Forest	Oct. 14, 2000
13.	326	Taylor Bennett	West Virginia	Jan. 1, 2007
14.	324	Joe Hamilton	Duke	Oct. 16, 1999
15.	323	George Godsey	Virginia	Nov. 9, 2000
16.	322	Joe Hamilton	Clemson	Nov. 13, 1999
17.	320	George Godsey	Maryland	Oct. 11, 2001
	320	Reggie Ball	North Carolina	Sept. 10, 2005
19.	319	Kim King	Virginia	Nov. 13, 1965
20.	317	Rick Strom	Citadel	Sept. 12, 1987

**HIGHEST PASS EFFICIENCY [MINIMUM 10 PASS ATTEMPTS]**

	EFF	PLAYER	OPPONENT	DATE
1.	312.80	Tevin Washington	Western Carolina	Sept. 1, 2011
	[8-13, 271, 3 TD]			
2.	289.80	Joshua Nesbitt	Duke	Nov. 14, 2009
	[6-10, 195, 2 TD]			
3.	276.94	Justin Thomas	Duke	Oct. 29, 2016
	[10-14, 264, 2 TD]			
4.	275.25	Justin Thomas	Wofford	Aug. 30, 2014
	[11-15, 282, 2 TD]			
5.	272.25	George Godsey	Wake Forest	Oct. 14, 2000
	[16-21, 333, 4 TD]			
6.	270.83	Joe Hamilton	Florida State	Sept. 11, 1999
	[22-25, 387, 4 TD]			
7.	261.74	Joshua Nesbitt	Mississippi State	Oct. 3, 2009
	[11-14, 266, 1 TD]			
8.	252.93	Rick Strom	The Citadel	Sept. 12, 1987
	[11-18, 317, 3 TD, 1 INT]			
9.	245.30	George Godsey	The Citadel	Sept. 1, 2001
	[14-16, 222, 2 TD]			
10.	244.70	Tevin Washington	Duke	Nov. 17, 2012
	[6-10, 102, 3 TD]			

**MOST TOUCHDOWNS SCORED BY PASSING**

TD	PLAYER	OPPONENT	DATE
1. 5	Eddie McAshan	Rice	Sept. 30, 1972
5	Joe Hamilton	Clemson	Nov. 13, 1999
3. 4	Eddie Prokop	Tulane	Nov. 13, 1943
4	Frank Broyles	Tulane	Nov. 11, 1944
4	Darrell Crawford	Auburn	Oct. 20, 1951
4	Shawn Jones	Maryland	Oct. 7, 1989
4	Shawn Jones	Georgia	Dec. 1, 1990
4	Tommy Luginbill	Western Carolina	Sept. 10, 1994
4	Joe Hamilton	Florida State	Sept. 11, 1999
4	Joe Hamilton	Georgia	Nov. 27, 1999
4	George Godsey	Wake Forest	Oct. 14, 2000
4	Reggie Ball	Clemson	Sept. 11, 2004
4	Reggie Ball	NC State	Nov. 4, 2006
4	Vad Lee	Duke	Sept. 14, 2013
4	Justin Thomas	Ga. Southern	Sept. 13, 2014
16. 3	34 times, most recently:		
	TaQuon Marshall	Jacksonville St.	Sept. 9, 2017

**LONGEST PASS COMPLETIONS**

YDS	QB/RECEIVER	OPP.	DATE
1. 96 (t)	Brandon Shaw to Charlie Rogers	UCF	Oct. 26, 1996
2. 90 (t)	Ted Peoples to Drew Hill	Duke	Sept. 9, 1978
3. 88 (t)	Jaybo Shaw to Demaryius Thomas	Duke	Oct. 4, 2008
4. 87 (t)	Darrell Gast to Greg Lester	Duke	Oct. 31, 1987
87 (t)	Joshua Nesbitt to Embry Peoples	Vanderbilt	Oct. 31, 2009
6. 86 (t)	Tobias Oliver to Qua Searcy	N. Carolina	Nov. 3, 2018
7. 83 (t)	Justin Thomas to Clinton Lynch	N. Carolina	Nov. 5, 2016
82 (t)	Shawn Jones to Keenan Walker	Maryland	Oct. 12, 1991
82 (t)	Tevin Washington to Stephen Hill	W. Carolina	Sept. 1, 2011
82 (t)	Vad Lee to Jeff Greene	Presbyterian	Sept. 8, 2012
11. 81 (t)	Shawn Jones to Bobby Rodriguez	Clemson	Oct. 14, 1989
81 (t)	Justin Thomas to Marcus Marshall	Vanderbilt	Sept. 17, 2016
13. 80 (t)	Kim King to John Sias	TCU	Sept. 30, 1967
80 (t)	Mike Kelley to Leon Chadwick	Notre Dame	Oct. 6, 1979
80 (t)	Donnie Davis to Derrick Steagall	Furman	Sept. 11, 1993
80 (t)	Graham Stroman to C.J. Williams	Maryland	Oct. 22, 1994
80 (t)	Joe Hamilton to Dez White	Florida St.	Sept. 11, 1999
80 (t)	Joe Hamilton to Dez White	Maryland	Sept. 30, 1999
80 (t)	Reggie Ball to Nate Curry	Syracuse	Dec. 21, 2004
80 (t)	TaQuon Marshall to R. Jeune	Va. Tech	Nov. 11, 2017
21. 79 (t)	E.M. Hotsinger to J.W. Kilzer	Auburn	Oct. 27, 1945
79	Rick Strom to Steve Davenport	Citadel	Sept. 12, 1987
79 (t)	Calvin Booker to Jonathan Dwyer	Gardner-Webb	Oct. 11, 2008
79 (t)	Tevin Washington to Stephen Hill	Duke	Nov. 20, 2010
79 (t)	Justin Thomas to Charles Perkins	Pittsburgh	Oct. 25, 2014
26. 78 (t)	Ken Bonifay to John Sias	Duke	Nov. 2, 1968
78 (t)	Shawn Jones to William Bell	Chattanooga	Sept. 22, 1990
28. 77 (t)	Eddie McAshan to Jimmy Robinson	Mich. St.	Sept. 23, 1972
77 (t)	Tommy Luginbill to Omar Cassidy	N. Carolina	Oct. 8, 1994
77 (t)	Tevin Washington to Stephen Hill	W. Carolina	Sept. 1, 2011
77 (t)	Matthew Jordan to Clinton Lynch	Vanderbilt	Sept. 17, 2016
32. 76 (t)	Shawn Jones to Greg Lester	Georgia	Sept. 19, 1991
76 (t)	Joshua Nesbitt to Demaryius Thomas	Georgia	Nov. 28, 2009
34. 75	Donnie Davis to Dorsey Levens	Baylor	Nov. 6, 1993
75 (t)	Joshua Nesbitt to Demaryius Thomas	Duke	Nov. 14, 2009

**ACC GAMES**

YDS	QB/RECEIVER	OPP.	DATE
1. 88 (t)	Jaybo Shaw to Demaryius Thomas	Duke	Oct. 4, 2008
2. 87 (t)	Darrell Gast to Greg Lester	Duke	Oct. 31, 1987
3. 86 (t)	Tobias Oliver to Qua Searcy	N. Carolina	Nov. 3, 2018
83 (t)	Justin Thomas to Clinton Lynch	N. Carolina	Nov. 5, 2016
5. 82 (t)	Shawn Jones to Keenan Walker	Maryland	Oct. 12, 1991
6. 81 (t)	Shawn Jones to Bobby Rodriguez	Clemson	Oct. 14, 1989

**RECEIVING****MOST PASS RECEPTIONS**

REC	PLAYER	OPPONENT	DATE
1. 14	John Sias	Navy	Nov. 9, 1968
14	Stephen Harkey	South Carolina	Sept. 12, 1970
14	Robert Lavette	Notre Dame	Nov. 7, 1981
14	Kelly Campbell	Clemson	Oct. 28, 2000
5. 13	Will Glover	Virginia	Nov. 10, 2001
6. 11	Kelly Campbell	Duke	Oct. 16, 1999
7. 10	Jerry Mays	Wake Forest	Nov. 12, 1988
10	Kelly Campbell	Syracuse	Aug. 26, 2001
10	Kelly Campbell	Stanford	Dec. 27, 2001
10	Calvin Johnson	NC State	Oct. 6, 2005
10	Calvin Johnson	Maryland	Oct. 7, 2006
12. 9	22 times, most recently;		
	Demaryius Thomas	Duke	Oct. 4, 2008

**MOST RECEIVING YARDS**

YDS	PLAYER	OPPONENT	DATE
1. 243	Dez White	Virginia	Oct. 17, 1998
2. 230	Demaryius Thomas	Duke	Oct. 4, 2008
3. 223	Derrick Steagall	Virginia	Nov. 8, 1997
4. 215	Dez White	Maryland	Sept. 30, 1999
5. 209	Kelly Campbell	Clemson	Oct. 28, 2000
6. 203	Kris Kentera	Navy	Nov. 17, 1979
203	Kelly Campbell	North Carolina	Oct. 9, 1999
8. 198	John Sias	Navy	Nov. 9, 1968
9. 194	Jonathan Smith	Wake Forest	Oct. 11, 2003
10. 193	Greg Lester	Duke	Oct. 31, 1987
193	Kelly Campbell	Syracuse	Aug. 26, 2001
12. 190	Kelly Campbell	Duke	Oct. 16, 1999
13. 186	Calvin Johnson	West Virginia	Jan. 1, 2007
14. 181	Stephen Hill	Western Carolina	Sept. 1, 2011
15. 176	Jason McGill	Maryland	Oct. 10, 1992
16. 174	Demaryius Thomas	Mississippi State	Oct. 3, 2009
17. 172	Will Glover	Virginia	Nov. 10, 2001
18. 171	Craig Baynham	Virginia	Nov. 13, 1965
171	Dez White	North Carolina	Sept. 26, 1998
20. 170	Jonathan Smith	Clemson	Sept. 20, 2003

**MOST TOUCHDOWNS SCORED BY RECEIVING**

TD	PLAYER	OPPONENT	DATE
1. 4	Buck Martin	Auburn	Oct. 20, 1951
2. 3	Craig Baynham	Duke	Oct. 30, 1965
3	Kris Kentera	Navy	Nov. 17, 1979
3	Jason McGill	Maryland	Oct. 10, 1992
3	Dez White	Virginia	Oct. 17, 1998
3	Calvin Johnson	Clemson	Sept. 11, 2004

**TOTAL OFFENSE/SCORING****MOST OFFENSIVE PLAYS**

NO.	PLAYER	OPPONENT	DATE
1. 68	Larry Good	Tennessee	Oct. 12, 1968
2. 65	Reggie Ball	NC State	Oct. 6, 2005
3. 63	George Godsey	Clemson	Oct. 28, 2000
63	George Godsey	Virginia	Nov. 10, 2001
5. 62	Joe Hamilton	Miami	Jan. 1, 2000
6. 57	Shawn Jones	Georgia	Nov. 28, 1992
7. 56	Kim King	Georgia	Nov. 27, 1965
56	Reggie Ball	Clemson	Sept. 20, 2003
56	Reggie Ball	Clemson	Sept. 11, 2004
55	Reggie Ball	Duke	Nov. 8, 2003
11. 54	Tommy Luginbill	Virginia	Oct. 15, 1994
54	George Godsey	Maryland	Oct. 11, 2001





54	Reggie Ball	North Carolina	Sept. 10, 2005
14. 53	TaQuon Marshall	Tennessee	Sept. 4, 2017
53	Joe Hamilton	Maryland	Nov. 11, 1996
53	Joe Hamilton	Georgia	Nov. 29, 1997
53	A.J. Suggs	Florida State	Nov. 9, 2002
53	Reggie Ball	NC State	Oct. 4, 2003
19. 51	TaQuon Marshall	Virginia	Nov. 4, 2017
51	Michael Kelley	Duke	Nov. 3, 1979
51	Rick Strom	North Carolina	Sept. 19, 1987
51	Shawn Jones	Virginia	Sept. 19, 1992
51	Joe Hamilton	Wake Forest	Nov. 20, 1999
51	George Godsey	NC State	Sept. 21, 2000
51	Tevin Washington	Maryland	Oct. 8, 2011

## MOST TOTAL OFFENSE YARDS

YDS	PLAYER	OPPONENT	DATE
1. 477	George Godsey	Virginia	Nov. 10, 2001
2. 474	Joe Hamilton	Maryland	Sept. 30, 1999
3. 459	Justin Thomas	Duke	Oct. 29, 2016
4. 450	George Godsey	Clemson	Oct. 28, 2000
5. 435	Joe Hamilton	Georgia	Nov. 27, 1999
6. 412	Darrell Gast	Duke	Oct. 31, 1987
7. 410	Joe Hamilton	Clemson	Nov. 13, 1999
8. 405	Joe Hamilton	Florida State	Sept. 11, 1999
9. 387	Joe Hamilton	Duke	Oct. 16, 1999
10. 376	Michael Kelley	Navy	Nov. 17, 1979
11. 369	TaQuon Marshall	Tennessee	Sept. 4, 2017
12. 368	Joe Hamilton	Virginia	Nov. 8, 1997
13. 367	Reggie Ball	NC State	Oct. 6, 2005
14. 365	Eddie McAshan	Rice	Sept. 30, 1972
15. 364	Joe Hamilton	NC State	Oct. 11, 1997
16. 362	Joe Hamilton	North Carolina	Sept. 26, 1998
17. 357	George Godsey	Maryland	Nov. 18, 2000
18. 356	Eddie Lee Ivery	Air Force	Nov. 11, 1978
	356 Joe Hamilton	West Virginia	Dec. 29, 1997
20. 353	Justin Thomas	Wofford	Aug. 30, 2014
21. 350	Joe Hamilton	North Carolina	Oct. 9, 1999

## MOST TOUCHDOWNS SCORED

TD	PLAYER	OPPONENT	DATE
1. 5	TaQuon Marshall	Tennessee	Sept. 4, 2017
2. 4	Buck Martin	Auburn	Oct. 20, 1951
4	George Maloof	Georgia	Dec. 1, 1951
4	Robert Lavette	Virginia	Nov. 6, 1982
4	C.J. Williams	NC State	Nov. 11, 1995
4	Joe Burns	North Carolina	Sept. 30, 2000
4	Tony Hollings	Connecticut	Sept. 7, 2002
4	P.J. Daniels	Tulsa	Jan. 4, 2004
4	Tevin Washington	Middle Tenn.	Sept. 29, 2012
10. 3	62 times, most recently: <b>Tobias Oliver</b> <b>Jordan Mason</b>	<b>Virginia Tech</b>	<b>Oct. 25, 2018</b>

## LONGEST TOUCHDOWN SCORED

YDS	PLAYER	OPPONENT	DATE
1. 100 (ir)	Frank Broyles	Clemson	Sept. 30, 1944
100 (ir)	Jeff Ford	Notre Dame	Nov. 15, 1969
100 (kr)	Drew Hill	Georgia	Dec. 2, 1978
100 (kr)	Dez White	Maryland	Oct. 31, 1998
100 (kr)	Jamal Golden	N. Carolina	Nov. 10, 2012
<b>100 (kr) Juanyeh Thomas</b>	<b>Georgia</b>	<b>Nov. 24, 2018</b>	
7. 99 (ir)	Bill Eastman	Tulane	Oct. 22, 1966
99 (kr)	Gary Lee	NC State	Oct. 11, 1986
9. 97 (kr)	Eddie Lee Ivery	Notre Dame	Nov. 5, 1977
97 (kr)	Drew Hill	Auburn	Oct. 21, 1978

97 (ir)	Jamal Lewis	Samford	Sept. 9, 2006
97 (kr)	Jamal Golden	BYU	Oct. 27, 2012
13. 96 (p)	Brandon Shaw to Charlie Rogers	UCF	Oct. 26, 1996
96 (kr)	J.J. Green	Pittsburgh	Oct. 8, 2016
15. 95 (pr)	Randy Rhino	S. Carolina	Sept. 16, 1972
95 (kr)	Cory Collier	Duke	Oct. 29, 1983
95 (kr)	Gary Lee	Georgia	Nov. 30, 1985
95 (ir)	Ken Swilling	NC State	Sept. 9, 1989
95 (kr)	Dez White	Duke	Nov. 15, 1997
95 (r)	Orwin Smith	Kansas	Sept. 17, 2011
95 (ir)	Tyler Marcordes	Elon	Aug. 31, 2013
<b>95 (ir) Juanyeh Thomas</b>	<b>Louisville</b>	<b>Oct. 5, 2018</b>	
23. 93 (kr)	Billy Williamson	Tennessee	Nov. 5, 1960
93 (kr)	Gerry Bussell	Tulane	Oct. 27, 1962
25. 91 (kr)	Lester Simerville	Tulane	Oct. 26, 1957
26. 90 (p)	Ted Peoples to Drew Hill	Duke	Sept. 9, 1978
90 (fr)	Kofi Smith	Wake Forest	Nov. 21, 1998
28. 88 (r)	Jonathan Dwyer	Miss. State	Sept. 20, 2008
88 (p)	Jaybo Shaw to Demaryius Thomas	Duke	Oct. 4, 2008
30. 87 (p)	Darrell Gast to Greg Lester	Duke	Oct. 31, 1987
87 (p)	Joshua Nesbitt to Embry Peoples	Vanderbilt	Oct. 31, 2009

## HISTORIC

YDS	PLAYER	OPPONENT	DATE
1. 102 (kr)	Dewey Scarborough	Georgetown	Nov. 15, 1919
2. 92 (pr)	Everett Struppper	Mercer	Sept. 30, 1916
92 (pr)	Pat Barron	Pennsylvania	Nov. 14, 1931

## ACC GAMES

YDS	PLAYER	OPPONENT	DATE
1. 100 (kr)	Jamal Golden	N. Carolina	Nov. 10, 2012
100 (kr)	Dez White	Maryland	Oct. 31, 1998
3. 99 (kr)	Gary Lee	NC State	Oct. 11, 1986
4. 96 (kr)	J.J. Green	Pittsburgh	Oct. 8, 2016
5. 95 (kr)	Dez White	Duke	Nov. 15, 1997
95 (ir)	Ken Swilling	NC State	Sept. 9, 1989
95 (kr)	Cory Collier	Duke	Oct. 29, 1983
<b>95 (ir) Juanyeh Thomas</b>	<b>Louisville</b>	<b>Oct. 5, 2018</b>	

## PUNTING

## MOST PUNTS

P	PLAYER	OPPONENT	DATE
1. 12	Chip Pallman	Notre Dame	Nov. 14, 1970
12	Sean McDevitt	Clemson	Sept. 26, 1987
12	Rodney Williams	Florida State	Oct. 18, 1997
4. 11	Tommy Chapman	Clemson	Oct. 7, 1967
11	Harper Brown	Notre Dame	Nov. 8, 1975
11	Jeff Pierce	North Carolina	Oct. 4, 1980
11	Ben Arndt	Virginia Tech	Sept. 24, 2005
8. 10	Jerry Priestley	Tulane	Oct. 24, 1964
10	Jerry Priestley	Vanderbilt	Sept. 18, 1965
10	Tommy Chapman	Notre Dame	Nov. 18, 1967
10	Tommy Chapman	USC	Oct. 25, 1969
10	Chip Pallman	Miami	Sept. 26, 1970
10	Jeff Pierce	Florida	Sept. 20, 1980
10	Jeff Pierce	Notre Dame	Nov. 8, 1980
10	Jeff Pierce	Notre Dame	Nov. 7, 1981
10	Ron Rice	Auburn	Oct. 16, 1982
10	Mike Snow	Chattanooga	Nov. 9, 1985
10	Sean McDevitt	Chattanooga	Sept. 10, 1988
10	William Weaver	Clemson	Sept. 28, 1991
10	Ben Arndt	Clemson	Sept. 11, 2004
10	Durant Brooks	Boston College	Sept. 15, 2007

## MOST PUNT YARDS

YDS	PLAYER	OPPONENT	DATE
1. 553	Rodney Williams	Florida State	Oct. 18, 1997
2. 505	Sean McDevitt	Clemson	Sept. 26, 1987
3. 464	Ben Arndt	Virginia Tech	Sept. 24, 2005
4. 454	Ron Rice	Auburn	Oct. 16, 1982
5. 453	Durant Brooks	Boston College	Sept. 15, 2007
6. 443	Chip Pailman	Notre Dame	Nov. 14, 1970
7. 440	Jeff Pierce	North Carolina	Oct. 4, 1980
8. 434	Jeff Pierce	Notre Dame	Nov. 7, 1981
<b>9. 422</b>	<b>Pressley Harvin III</b>	<b>Clemson</b>	<b>Oct. 28, 2017</b>
10. 420	Ben Arndt	Clemson	Sept. 11, 2004
11. 412	Harper Brown	Notre Dame	Nov. 8, 1975
12. 411	Jeff Pierce	Florida	Sept. 20, 1980
13. 408	Jeff Pierce	Notre Dame	Nov. 8, 1980
14. 406	Chris Morehouse	UCF	Sept. 2, 2000
15. 405	Tommy Chapman	Clemson	Oct. 7, 1967
405	Jeff Pierce	Navy	Nov. 15, 1980
17. 397	Chip Pailman	Miami	Sept. 26, 1970
18. 390	Jason Bender	Wake Forest	Nov. 14, 1992
19. 389	Jeff Pierce	Tennessee	Oct. 10, 1981
20. 387	Jeff Pierce	Tulane	Oct. 27, 1979

## HIGHEST PUNT AVERAGE [MINIMUM 2 PUNTS]

AVG	PLAYER	OPPONENT	DATE
1. 65.5	Michael Kelley	Alabama	Sept. 8, 1979
2. 60.0	Durant Brooks	North Carolina	Nov. 17, 2007
3. 55.5	Dan Dyke	Clemson	Sept. 29, 2001
4. 55.0	Rodney Williams	Boston College	Oct. 4, 1997
5. 54.5	Rodney Williams	Duke	Nov. 15, 1997
54.5	Dan Dyke	Duke	Oct. 16, 1999
7. 52.7	Rodney Williams	NC State	Oct. 11, 1997
8. 52.5	Sean Poole	Duke	Sept. 14, 2013
9. 52.2	Ryan Rodwell	Virginia	Nov. 19, 2016
10. 52.0	Jason Bender	NC State	Oct. 1, 1994
52.0	Sean Poole	Middle Tennessee	Sept. 10, 2011
12. 51.8	Rodney Williams	Florida State	Oct. 24, 1998
13. 51.7	Chandler Anderson	Duke	Nov. 14, 2009
51.7	Ryan Rodwell	Georgia	Nov. 26, 2016
<b>15. 51.5</b>	<b>Pressley Harvin III</b>	<b>Wake Forest</b>	<b>Oct. 21, 2017</b>
16. 51.0	James Brantley	Auburn	Oct. 19, 1957
51.0	Joe Delaney	Duke	Nov. 1, 1958
51.0	Chick Graning	Auburn	Oct. 21, 1961
51.0	Chandler Anderson	Jacksonville State	Sept. 5, 2009
20. 50.8	Durant Brooks	Miami	Oct. 28, 2006

## LONGEST PUNTS

YDS	PLAYER	OPPONENT	DATE
1. 80	Dave Davis	Army	Nov. 8, 1952
80	Mike Kelley	Alabama	Sept. 8, 1979
3. 78	Ben Arndt	Miami	Nov. 19, 2005
4. 77	Gerald Burch	Clemson	Nov. 8, 1958
77	Rodney Williams	Virginia	Oct. 5, 1996
77	Durant Brooks	North Carolina	Nov. 17, 2007
77	Joe Delany	Tennessee	Oct. 11, 1958
8. 71	Chris Morehouse	Georgia	Nov. 24, 2001
9. 70	Charlie Mason	Florida	Nov. 23, 1957
70	Tommy Chapman	Miami	Nov. 10, 1967
70	Tommy Chapman	Notre Dame	Nov. 18, 1967
12. 69	Joe Delany	SMU	Oct. 25, 1958
69	Ben Smith	Florida	Oct. 1, 1960
14. 68	Ben Smith	Clemson	Oct. 3, 1959
68	Jeff Pierce	Tennessee	Oct. 11, 1980
68	Dan Dyke	Florida State	Sept. 9, 2000
17. 67	Jason Bender	Stanford	Dec. 25, 1991

18. 66	Kenneth Owen	Duke	Nov. 3, 1956
66	Robert Dover	SMU	Sept. 28, 1957
66	Harper Brown	Clemson	Sept. 27, 1975
66	Ted Peoples	South Carolina	Sept. 10, 1977
66	Durant Brooks	Army	Oct. 20, 2007
66	Sean Poole	Duke	Sept. 14, 2013

## HISTORIC

YDS	PLAYER	OPPONENT	DATE
1. 85	Buck Flowers	Davidson	Oct. 9, 1920
2. 80	Robert Parham	Georgia	Nov. 13, 1926

## FIELD GOALS

### MOST FIELD GOALS

FG	PLAYER	OPPONENT	DATE
1. 5	Ron Rice	The Citadel	Sept. 18, 1982
2. 4	Cam Bonifay	Navy	Nov. 17, 1973
4	Scott Sisson	Florida State	Oct. 17, 1992
4	Luke Manget	Clemson	Sept. 29, 2001
4	Travis Bell	Notre Dame	Sept. 1, 2007
4	Scott Blair	Clemson	Dec. 5, 2009
4	Harrison Butker	Kentucky	Dec. 31, 2016
<b>4</b>	<b>Wesley Wells</b>	<b>Virginia</b>	<b>Nov. 17, 2018</b>
9. 3	34 times, most recently:		
	Harrison Butker	Virginia Tech	Nov. 12, 2016

### MOST FIELD GOAL ATTEMPTS

FGA	PLAYER	OPPONENT	DATE
1. 7	Luke Manget	NC State	Oct. 20, 2001
2. 5	Thomas Wells	Duke	Nov. 1, 1958
5	Ron Rice	The Citadel	Sept. 18, 1982
5	Tyler Jarrett	Clemson	Sept. 25, 1993
5	David Frakes	Wake Forest	Sept. 14, 1996
5	Brad Chambers	Maryland	Oct. 31, 1998
5	Travis Bell	Notre Dame	Sept. 1, 2007
8. 4	29 times, most recently:		
	<b>Wesley Wells</b>	<b>Virginia</b>	<b>Nov. 17, 2018</b>

### LONGEST FIELD GOALS

YDS	PLAYER	OPPONENT	DATE
1. 55	E.O. Wheeler	VMI	Nov. 10, 1973
55	Ron Rice	The Citadel	Sept. 18, 1982
55	David Bell	Georgia	Nov. 29, 1986
4. 54	Johnny Duncan	Clemson	Oct. 4, 1969
54	E.O. Wheeler	Auburn	Oct. 19, 1974
54	Ron Rice	Duke	Oct. 29, 1983
7. 53	Dave Frakes	Virginia	Oct. 5, 1996
53	Harrison Butker	Georgia	Nov. 29, 2014
53	Harrison Butker	Florida State	Oct. 24, 2015
10. 52	E.O. Wheeler	VMI	Nov. 10, 1973
52	Thomas Palmer	North Carolina	Sept. 19, 1987
52	Harrison Butker	Duke	Sept. 26, 2015
52	Harrison Butker	Kentucky	Dec. 31, 2016
14. 51	David Bell	Furman	Sept. 13, 1986
51	Scott Sisson	Penn State	Aug. 28, 1991
51	Scott Sisson	Georgia	Nov. 30, 1991
51	Scott Sisson	Florida State	Oct. 17, 1992
51	Luke Manget	Virginia	Nov. 10, 2001
51	Travis Bell	Virginia	Sept. 22, 2007
20. 50	Scott Sisson	Clemson	Sept. 26, 1992
50	Luke Manget	NC State	Sept. 21, 2000
50	Luke Manget	NC State	Oct. 20, 2001

## LONGEST FIELD GOAL ATTEMPTS

YDS	PLAYER	OPPONENT	DATE
1. 64	Ron Rice	Auburn	Oct. 16, 1982
2. 63	E.O. Whealler	VMI	Nov. 10, 1973
3. 62	Travis Bell	Georgia	Nov. 24, 2007
4. 60	Chris Leone	Virginia	Oct. 15, 1994
5. 59	E.O. Whealler	VMI	Nov. 10, 1973
59	Kyle Belcher	Miami	Oct. 2, 2004
7. 57	Robert Jobson	Rice	Sept. 30, 1972
57	E.O. Whealler	Navy	Nov. 18, 1972
57	Scott Sisson	Duke	Oct. 27, 1990
10. 56	Ron Rice	North Carolina	Oct. 3, 1981
11. 55	E.O. Whealler	Auburn	Oct. 20, 1973
55#	E.O. Whealler	VMI	Nov. 10, 1973
55#	Ron Rice	Citadel	Sept. 18, 1982
55	David Bell	North Carolina	Oct. 4, 1986
55#	David Bell	Georgia	Nov. 29, 1986
55	Harrison Butker	Georgia	Nov. 28, 2015

# = Good

## KICK RETURNS

## MOST KICKOFF RETURNS

KR	PLAYER	OPPONENT	DATE
1. 8	Nathan Cottrell	Virginia	Nov. 4, 2017
2. 7	Drew Hill	Notre Dame	Nov. 5, 1977
7	Richard Hills	Duke	Oct. 31, 1987
7	Dez White	Virginia	Nov. 6, 1999
7	Kenny Scott	Virginia	Nov. 22, 2003
7	Jamal Golden	North Carolina	Nov. 10, 2012
7. 6	Drew Hill	Georgia	Nov. 27, 1975
6	Drew Hill	Duke	Oct. 29, 1977
6	Richard Hills	Clemson	Sept. 26, 1987
6	Howard Edwards	Duke	Oct. 28, 1989
6	Kevin Tisdell	Virginia	Nov. 3, 1990
6	Kevin Tisdell	Penn State	Aug. 28, 1991
6	Dez White	Clemson	Nov. 13, 1999
6	Kelly Campbell	Georgia	Nov. 24, 2001
6	P.J. Daniels	Georgia	Nov. 30, 2002
6	Jamaal Evans	Georgia	Nov. 24, 2007
6	Jamaal Evans	Fresno State	Dec. 31, 2007
6	Orwin Smith	Clemson	Dec. 5, 2009
6	Daniel McKayhan	NC State	Sept. 25, 2010
6	B.J. Bostic	Miami	Nov. 13, 2010
6	B.J. Bostic	Georgia	Nov. 27, 2010
6	Orwin Smith	Miami	Sept. 22, 2012
6	Nathan Cottrell	Miami	Oct. 14, 2017
6	Juanyeh Thomas	USF	Sept. 8, 2018

## MOST KICKOFF RETURN YARDS

YDS	PLAYER	OPPONENT	DATE
1. 230	Jamal Golden	at North Carolina	Nov. 10, 2012
2. 184	Howard Edwards	Duke	Oct. 28, 1989
3. 178	Nathan Cottrell	Virginia	Nov. 4, 2017
4. 174	Jamal Golden	BYU	Oct. 27, 2012
5. 167	Kevin Tisdell	Duke	Oct. 27, 1990
6. 166	Drew Hill	Georgia	Nov. 27, 1975
7. 157	Dez White	Virginia	Nov. 6, 1999
8. 156	Dez White	Maryland	Oct. 31, 1998
9. 154	Kenny Scott	NC State	Oct. 4, 2003
10. 152	Richard Hills	Duke	Oct. 31, 1987
152	Kevin Tisdell	South Carolina	Oct. 19, 1991
12. 151	J.J. Green	Pittsburgh	Oct. 8, 2016
13. 149	Drew Hill	Duke	Oct. 29, 1977
149	Richard Hills	Clemson	Sept. 26, 1987
15. 147	Drew Hill	Notre Dame	Nov. 5, 1977

16. 146	Kenny Scott	Virginia	Nov. 22, 2003
17. 141	Dez White	Duke	Nov. 15, 1997
18. 140	Kevin Tisdell	Clemson	Oct. 13, 1990
140	Jamal Golden	Wofford	Aug. 30, 2014
20. 139	Orwin Smith	Duke	Nov. 14, 2009

## HIGHEST KICKOFF RETURN AVERAGE (MINIMUM 2 RETURNS)

AVG	PLAYER	OPPONENT	DATE
1. 59.5	Jamal Golden	Duke	Oct. 11, 2014
2. 58.5	Drew Hill	Georgia	Dec. 2, 1978
3. 57.5	Drew Hill	Auburn	Oct. 21, 1978
4. 55.0	Correy Earls	Samford	Sept. 8, 2007
5. 52.0	Dez White	Maryland	Oct. 31, 1998
6. 51.3	Kenny Scott	NC State	Oct. 4, 2003
7. 46.7	Kevin Tisdell	Clemson	Oct. 13, 1990
8. 46.3	Orwin Smith	Duke	Nov. 14, 2009
9. 45.0	Howard Edwards	W. Carolina	Nov. 4, 1989
10. 44.7	Cory Collier	Duke	Oct. 29, 1983
11. 41.8	Kevin Tisdell	Duke	Oct. 27, 1990
12. 40.0	P.J. Daniels	Wake Forest	Oct. 5, 2002
40.0	Lynn Griffin	Virginia	Oct. 26, 2013
14. 39.3	Lethon Flowers	North Carolina	Oct. 8, 1994
15. 38.5	Orwin Smith	Middle Tenn.	Sept. 29, 2012
16. 38.3	Charlie Rogers	Navy	Nov. 23, 1996
38.3	Tony Zenon	Maryland	Oct. 8, 2011
18. 38.0	Charlie Rogers	Virginia	Nov. 8, 1997
19. 37.8	J.J. Green	Pittsburgh	Oct. 8, 2016
20. 37.5	Lester Simmerville	Duke	Nov. 2, 1957
	Roddy Jones	Florida State	Nov. 1, 2008

## LONGEST KICKOFF RETURNS

YDS	PLAYER	OPPONENT	DATE
1. 100 (f)	Drew Hill	Georgia	Dec. 2, 1978
100 (f)	Dez White	Maryland	Oct. 31, 1998
100 (f)	Jamal Golden	North Carolina	Nov. 10, 2012
100 (f)	Juanyeh Thomas	Georgia	Nov. 24, 2018
5. 99 (f)	Gary Lee	NC State	Oct. 11, 1986
6. 97 (f)	Eddie Lee Ivery	Notre Dame	Nov. 5, 1977
97 (f)	Drew Hill	Auburn	Oct. 21, 1978
97 (f)	Jamal Golden	BYU	Oct. 27, 2012
9. 96 (f)	J.J. Green	Pittsburgh	Oct. 8, 2016
10. 95	Cory Collier	Duke	Oct. 29, 1983
95 (f)	Gary Lee	Georgia	Nov. 30, 1985
95 (f)	Dez White	Duke	Nov. 15, 1997
13. 93 (f)	Billy Williamson	Tennessee	Nov. 5, 1960
93 (f)	Gerry Bussell	Tulane	Oct. 27, 1962
15. 91 (f)	Lester Simmerville	Tulane	Oct. 26, 1957
16. 90	Kenny Scott	NC State	Oct. 4, 2003
17. 87	Kevin Tisdell	Clemson	Oct. 13, 1990
18. 85 (f)	Kevin Tisdell	Duke	Oct. 27, 1990
19. 83	Orwin Smith	Duke	Nov. 14, 2009
20. 79	Tony Zenon	Maryland	Oct. 8, 2011

## HISTORIC

YDS	PLAYER	OPPONENT	DATE
1. 102 (f)	Dewey Scarborough	Georgetown	Nov. 15, 1919

## ACC GAMES

YDS	PLAYER	OPPONENT	DATE
1. 100 (f)	Dez White	Maryland	Oct. 31, 1998
100 (f)	Jamal Golden	North Carolina	Nov. 10, 2012
3. 99 (f)	Gary Lee	NC State	Oct. 11, 1986
4. 96 (f)	J.J. Green	Pittsburgh	Oct. 8, 2016
5. 95	Cory Collier	Duke	Oct. 29, 1983
95 (f)	Dez White	Duke	Nov. 15, 1997

## PUNT RETURNS

## MOST PUNT RETURNS

PR	PLAYER	OPPONENT	DATE
1. 9	Kelley Rhino	The Citadel	Sept. 1, 2001
2. 8	Kelley Rhino	Duke	Oct. 6, 2001
8	Kelley Rhino	Florida State	Nov. 9, 2002
8	Kelley Rhino	Duke	Nov. 16, 2002
5. 7	Nathan Perryman	Virginia	Oct. 5, 1996
7	Charlie Rogers	North Carolina	Sept. 26, 1998
7	Marvius Hester	UCF	Sept. 2, 2000
8. 6	18 times, most recently: Tyler Melton	Gardner-Webb	Oct. 11, 2008

## MOST PUNT RETURN YARDS

YDS	PLAYER	OPPONENT	DATE
1. 149	Gerry Bussell	Auburn	Oct. 20, 1962
2. 136	Randy Rhino	South Carolina	Sept. 16, 1972
3. 120	Mike Wysoyng	Florida State	Sept. 19, 1970
4. 117	Charlie Rogers	Virginia	Oct. 17, 1998
5. 111	Kelley Rhino	North Carolina	Nov. 1, 2001
6. 110	Kelley Rhino	Vanderbilt	Aug. 31, 2002
7. 106	Willie Clay	North Carolina	Oct. 26, 1991
8. 101	Michael Smith	Duke	Oct. 31, 1992
9. 107	Johnny Menger	Auburn	Oct. 20, 1956
10. 96	Jeff Ford	Clemson	Oct. 2, 1971
11. 94	James Brown	Vanderbilt	Sept. 24, 1966
12. 87	Riccardo Ingram	VMI	Nov. 8, 1986
87	Jerrard Tarrant	Jacksonville St.	Sept. 5, 2009
14. 86	Bill Eastman	Navy	Oct. 23, 1965
86	James Brown	Navy	Oct. 23, 1965
16. 85	Jerrard Tarrant	Clemson	Sept. 10, 2009
17. 84	Jack Westbrook	Tennessee	Oct. 23, 1982
84	Jonathan Smith	Virginia	Nov. 22, 2003
84	Jamal Golden	Miami	Sept. 22, 2012
20. 83	Tyler Evans	Samford	Sept. 8, 2007

## HIGHEST PUNT RETURN AVERAGE [MINIMUM 2 RETURNS]

AVG	PLAYER	OPPONENT	DATE
1. 68.0	Randy Rhino	South Carolina	Sept. 16, 1972
2. 48.5	Johnny Menger	Auburn	Oct. 20, 1956
3. 42.0	Jamal Golden	Miami	Sept. 22, 2012
42.0	Jonathan Smith	Virginia	Nov. 22, 2003
5. 39.0	James Brown	Vanderbilt	Sept. 18, 1965
6. 37.5	Jonathan Smith	North Carolina	Nov. 15, 2003
7. 36.5	Eddie Lee Ivery	The Citadel	Sept. 30, 1978
36.5	Charlie Rogers	Wake Forest	Nov. 21, 1998
9. 33.7	Michael Smith	Duke	Oct. 31, 1992
10. 33.0	Charlie Rogers	Duke	Sept. 26, 1996
11. 29.0	Jerrard Tarrant	Jacksonville State	Sept. 5, 2009
12. 28.7	James Brown	Navy	Oct. 23, 1965
13. 28.0	Jack Westbrook	Tennessee	Oct. 23, 1982
28.0	Jamal Golden	USC	Dec. 31, 2012
15. 27.8	Kelley Rhino	North Carolina	Nov. 1, 2001
27.8	Nathan Perryman	Georgia	Nov. 30, 1996
17. 27.0	Randy Rhino	Boston College	Nov. 11, 1972
18. 26.5	Marvius Hester	Virginia	Nov. 6, 1999
19. 26.3	Riccardo Ingram	Wake Forest	Nov. 22, 1986
20. 25.5	Mike Wysoyng	Duke	Nov. 1, 1969

## LONGEST PUNT RETURNS

YDS	PLAYER	OPPONENT	DATE
1. 95 (t)	Randy Rhino	South Carolina	Sept. 16, 1972
2. 87 (t)	Johnny Menger	Auburn	Oct. 20, 1956
3. 86 (t)	Bill Eastman	Navy	Oct. 23, 1965
4. 85 (t)	Jerrard Tarrant	Clemson	Sept. 10, 2009

5. 80 (t)	Jonathan Smith	Virginia	Nov. 22, 2003
6. 78 (t)	James Brown	Vanderbilt	Sept. 18, 1965
7. 77 (t)	Sammy Burke	Navy	Oct. 23, 1965
8. 75 (t)	Jimmy Jordan	Washington & Lee	Oct. 8, 1949
75 (t)	Gerry Bussell	Auburn	Oct. 20, 1962
10. 74 (t)	Frank Nix	Tennessee	Oct. 11, 1958
11. 73 (t)	Jonathan Smith	North Carolina	Nov. 15, 2003
12. 72 (t)	Jack Westbrook	Tennessee	Oct. 23, 1982
72 (t)	Michael Smith	Duke	Oct. 31, 1992
72 (t)	Nathan Perryman	Georgia (thk)	Nov. 30, 1996
15. 71 (t)	Eddie Lee Ivery	The Citadel	Sept. 30, 1978
16. 69 (t)	James Brown	Vanderbilt	Sept. 24, 1966
69	Charlie Rogers	New Mexico State	Sept. 12, 1998
18. 68 (t)	Jerrard Tarrant	Jacksonville State	Sept. 5, 2009
19. 63 (t)	Charlie Rogers	Wake Forest	Nov. 21, 1998
63	Willie Clay	Stanford	Dec. 25, 1991
63 (t)	Giles Smith	Duke	Oct. 29, 1966
22. 61 (t)	Willie Clay	North Carolina	Oct. 26, 1991
23. 59 (t)	James Brown	Auburn	Oct. 15, 1966
24. 58	James Brown	Duke	Oct. 29, 1966
25. 56	Nathan Perryman	Georgia	Nov. 23, 1995
56	Jamal Golden	Miami	Sept. 22, 2012
56	Jamal Golden	USC	Dec. 31, 2012

## HISTORIC

YDS	PLAYER	OPPONENT	DATE
1. 92 (t)	Pat Barron	Pennsylvania	Nov. 14, 1931
92 (t)	Everett Strupper	Mercer	Sept. 30, 1916

## ACC GAMES

YDS	PLAYER	OPPONENT	DATE
1. 85 (t)	Jerrard Tarrant	Clemson	Sept. 10, 2009
2. 80 (t)	Jonathan Smith	Virginia	Nov. 22, 2003
3. 73 (t)	Jonathan Smith	North Carolina	Nov. 15, 2003
4. 72 (t)	Michael Smith	Duke	Oct. 31, 1992
5. 63 (t)	Charlie Rogers	Wake Forest	Nov. 21, 1998

## INTERCEPTIONS

## MOST INTERCEPTIONS

INT	PLAYER	OPPONENT	DATE
1. 3	Howard Ector	Vanderbilt	Oct. 30, 1937
3	Bobby Moorhead	Auburn	Oct. 18, 1952
3	Bubba Hoats	Georgia	Nov. 29, 1969
3	Randy Rhino	Rice	Sept. 30, 1972
3	Ken Swilling	Boston College	Nov. 25, 1989
3	Brian Wilkins	Florida State	Nov. 2, 1996
7. 2	58 times, most recently: A.J. Gray	North Carolina	Sept. 30, 2017

## MOST INTERCEPTION RETURN YARDS

YDS	INT	PLAYER	OPPONENT	DATE
1. 100	1	Jeff Ford	Notre Dame	Nov. 15, 1969
2. 99	2	Bill Eastman	Tulane	Oct. 22, 1966
3. 97	1	Jamal Lewis	Samford	Sept. 9, 2006
4. 95	1	Ken Swilling	NC State	Sept. 9, 1989
95	1	Tyler Marcordes	Elon	Aug. 31, 2013
<b>95</b>	<b>1</b>	<b>Juaneyh Thomas</b>	<b>Louisville</b>	<b>Oct. 5, 2018</b>
7. 85	1	Mario Butler	Duke	Nov. 20, 2010
85	1	Jamal Golden	Clemson	Nov. 15, 2014
9. 84	1	Gerry Bussell	Tennessee	Nov. 7, 1964
84	1	Willy Clay	Western Carolina	Nov. 4, 1989
11. 83	1	Mike Williams	Wake Forest	Nov. 17, 1990
12. 78	2	Rick Lewis	Tulane	Oct. 24, 1970
13. 75	1	Dave Beavin	Duke	Oct. 31, 1970
14. 74	1	Quayshawn Nealy	Utah	Dec. 31, 2011

15.	72	3	Ken Swilling	Boston College	Nov. 25, 1989
16.	71	1	Quayshawn Nealy	NC State	Nov. 8, 2014
17.	70	1	Daryl Smith	Georgia	Nov. 25, 2000
18.	68	1	Derrick Shepard	Boston College	Oct. 4, 1997
19.	67	1	Richard Gookin	LSU	Oct. 13, 1956
	67	2	Gary Faulkner	Clemson	Oct. 7, 1972

**LONGEST INTERCEPTION RETURNS**

YDS	PLAYER	OPPONENT	DATE
1. 100 (t)	Frank Broyles	Clemson	Sept. 30, 1944
100 (t)	Jeff Ford	Notre Dame	Nov. 15, 1969
3. 99 (t)	Bill Eastman	Tulane	Oct. 22, 1966
4. 97 (t)	Jamal Lewis	Samford	Sept. 9, 2006
5. 95 (t)	Ken Swilling	NC State	Sept. 9, 1989
95 (t)	Tyler Marcordes	Elon	Oct. 31, 2013
<b>95 (t)</b>	<b>Juaneyh Thomas</b>	<b>Louisville</b>	<b>Oct. 5, 2018</b>
8. 85 (t)	Mario Butler	Duke	Nov. 20, 2010
85 (t)	Jamal Golden	Clemson	Nov. 15, 2014
10. 84 (t)	Gerry Bussell	Tennessee	Nov. 7, 1964
84	Willie Clay	Western Carolina	Nov. 4, 1989
12. 83 (t)	Mike Williams	Wake Forest	Nov. 17, 1990
13. 75 (t)	Stan Beavers	Duke	Oct. 31, 1970
14. 74 (t)	Quayshawn Nealy	Utah (OT)	Dec. 31, 2011
15. 73 (t)	W.P. McHugh	St. Mary's	Jan. 1, 1947
16. 72 (t)	Ken Swilling	Boston College	Nov. 25, 1989
17. 71	Quayshawn Nealy	NC State	Nov. 8, 2014
18. 70 (t)	Daryl Smith	Georgia	Nov. 25, 2000
19. 68	Derrick Shepard	Boston College	Oct. 4, 1997
20. 67 (t)	Richard Gookin	LSU	Oct. 13, 1956

**HISTORIC**

YDS	PLAYER	OPPONENT	DATE
1. 85 (t)	Judy Harlan	Washington & Lee	Oct. 20, 1917
85 (t)	Wilbur Peterson	North Carolina	Nov. 7, 1931

**ACC GAMES**

YDS	PLAYER	OPPONENT	DATE
1. 95 (t)	Ken Swilling	NC State	Sept. 9, 1989
<b>95 (t)</b>	<b>Juaneyh Thomas</b>	<b>Louisville</b>	<b>Oct. 5, 2018</b>
3. 85 (t)	Mario Butler	Duke	Nov. 20, 2010
85 (t)	Jamal Golden	Clemson	Nov. 15, 2014
5. 83 (t)	Mike Williams	Wake Forest	Nov. 17, 1990
6. 71	Quayshawn Nealy	NC State	Nov. 8, 2014

**TACKLES****MOST TOTAL TACKLES**

TT	PLAYER	OPPONENT	DATE
1. 22	Rob Horton	Alabama	Sept. 12, 1981
22	Jamal Cox	Arizona	Sept. 1, 1994
3. 21	Ronald Rogers	Clemson	Oct. 28, 1995
4. 20	Rob Horton	Navy	Nov. 14, 1981
20	Keith Brookings	Clemson	Oct. 28, 1995
6. 19	Joe Harris	Tennessee	Oct. 13, 1973
19	Duane Wood	Tulane	Oct. 25, 1980
19	Duane Wood	Navy	Nov. 14, 1981
19	Eric Thomas	Duke	Oct. 28, 1989
19	Calvin Tiggie	Clemson	Oct. 13, 1990

**MOST SOLO TACKLES**

UT	PLAYER	OPPONENT	DATE
1. 17	Keith Brookings	Clemson	Oct. 19, 1996
2. 15	Rob Horton	Navy	Nov. 14, 1981
15	Jamal Cox	North Carolina	Oct. 16, 1993
4. 14	Lucius Sanford	Georgia	Nov. 27, 1976
14	Mackel Harris	California	Sept. 16, 1978

14	Calvin Tiggie	Clemson	Oct. 13, 1990
7. 13	Joe Bill Faith	Georgia	Nov. 30, 1968
13	Joe Harris	Tennessee	Oct. 13, 1973
13	Lucius Sanford	Auburn	Oct. 18, 1975
13	Duane Wood	Alabama	Sept. 6, 1980
13	John Porter	Virginia	Nov. 7, 1987
13	Jerrelle Williams	Virginia	Sept. 16, 1989
13	Jamal Cox	Arizona	Sept. 1, 1994
14. 12	20 times, most recent:		
	Jemea Thomas	Virginia	Oct. 26, 2013

**MOST TACKLES FOR LOSS**

TFL	PLAYER	OPPONENT	DATE
1. 7.0	Pat Swilling	NC State	Sept. 14, 1985
2. 5.0	Beau Bruce	Michigan State	Sept. 23, 1972
5.0	Marco Coleman	Maryland	Oct. 6, 1990
4. 4.5	Michael Johnson	Gardner-Webb	Oct. 11, 2008
5. 4.0	Stephen Bruce	Auburn	Oct. 20, 1973
4.0	Reggie Wilkes	Navy	Nov. 13, 1976
4.0	Marvin Dyett	Florida	Oct. 28, 1978
4.0	David Allen	Air Force	Nov. 10, 1979
4.0	Robert Jaracz	Duke	Nov. 1, 1980
4.0	Marco Coleman	Penn State	Aug. 28, 1991
4.0	Jimmy Clements	Maryland	Sept. 28, 1995
4.0	Derrick Shepard	Maryland	Nov. 22, 1997
4.0	Jesse Tarplin	Maryland	Nov. 22, 1997
4.0	Felipe Claybrooks	Maryland	Oct. 31, 1998
4.0	Felipe Claybrooks	UCF	Sept. 18, 1999
4.0	Greg Gathers	Maryland	Sept. 30, 1999
4.0	Recardo Wimbush	Navy	Sept. 16, 2000
4.0	Felipe Claybrooks	Clemson	Oct. 28, 2000
4.0	Greg Gathers	Clemson (OT)	Sept. 29, 2001
4.0	Nicholas Rogers	Florida State	Dec. 1, 2001
4.0	Gerris Wilkinson	BYU	Aug. 28, 2003
4.0	Eric Henderson	Auburn	Sept. 6, 2003
4.0	Keyaron Fox	Georgia	Nov. 29, 2003
4.0	Joe Anoai	NC State	Nov. 6, 2004
4.0	KaMichael Hall	Miami	Nov. 19, 2005
4.0	Darrell Robertson	Army	Oct. 20, 2007
4.0	Derrick Morgan	Gardner-Webb	Oct. 11, 2008
4.0	Derrick Morgan	Clemson	Sept. 10, 2009
4.0	Adam Gotsis	BYU	Oct. 12, 2013
4.0	Jeremiah Attaochu	Georgia	Nov. 30, 2013

**MOST SACKS**

SKS	PLAYER	OPPONENT	DATE
1. 5.0	Marco Coleman	Maryland	Oct. 6, 1990
5.0	Pat Swilling	NC State	Sept. 14, 1985
3. 4.0	Jeremiah Attaochu	Georgia	Nov. 30, 2013
4. 3.0	Marco Coleman	Georgia	Dec. 1, 1990
3.0	Marco Coleman	Penn State	Aug. 28, 1991
3.0	Richard Kimsey	NC State	Oct. 3, 1992
3.0	Coleman Rudolph	Maryland	Oct. 10, 1992
3.0	Tom Johnson	Maryland	Oct. 9, 1993
3.0	Jimmy Clements	Maryland	Sept. 28, 1995
3.0	Derrick Shepard	Maryland	Nov. 22, 1997
3.0	Jesse Tarplin	NC State	Oct. 10, 1998
3.0	Eric Henderson	Auburn	Sept. 6, 2003
3.0	Philip Wheeler	Miami	Oct. 28, 2006
3.0	Derrick Morgan	Clemson	Sept. 10, 2009
3.0	Derrick Morgan	Wake Forest	Nov. 7, 2009
3.0	Jeremiah Attaochu	North Carolina	Sept. 24, 2011
3.0	Jeremiah Attaochu	Maryland	Nov. 3, 2012
18. 2.5	Five times, most recent:		
	Derrick Morgan	Gardner-Webb	Oct. 11, 2008

**FUMBLES****MOST FUMBLES FORCED**

FF	PLAYER	OPPONENT	DATE
1. 2	Maxie Baughan	Duke	Oct. 31, 1959
2	Nick Rogers	Navy	Sept. 16, 2000
2	Cory Collins	Navy	Sept. 8, 2001
2	Tony Hargrove	NC State	Oct. 20, 2001
2	James Butler	Wake Forest	Oct. 11, 2003
2	Eric Henderson	Clemson	Oct. 29, 2005
2	Michael Johnson	Wake Forest	Dec. 2, 2006
2	Jerrard Tarrant	Duke	Nov. 20, 2010
2	D.J. White	vs. Mississippi	Dec. 30, 2013
2	P.J. Davis	Pitt	Oct. 25, 2014
2	Anree Saint-Amour	Louisville	Oct. 5, 2018

**MOST FUMBLES RECOVERED**

FR	PLAYER	OPPONENT	DATE
1. 2	Rausey Mason	SMU	Sept. 28, 1957
2	Randy Rhino	Tennessee	Oct. 13, 1973
2	Beau Bruce	Auburn	Oct. 20, 1973
2	Gil Kyle	Notre Dame	Nov. 8, 1975
2	Al Richardson	Tulane	Sept. 23, 1978
2	Lynwood Volley	Air Force	Nov. 11, 1978
2	Henry Johnson	Georgia	Dec. 2, 1978
2	Anthony Harrison	Tennessee	Oct. 22, 1983
2	Dante Jones	Tennessee	Oct. 27, 1984
2	Cedric Stallworth	Virginia	Sept. 20, 1986
2	Willis Crockett	VMI	Nov. 5, 1988
2	Gary Brown	Clemson	Sept. 25, 1993
2	Ronald Rogers	Maryland	Oct. 22, 1994
2	Jermaine Miles	UCF	Oct. 26, 1996
2	Daryl Smith	Navy	Sept. 16, 2000
2	Joe Anoai	Tulsa	Jan. 4, 2004
2	Quayshawn Nealy	Pittsburgh	Oct. 25, 2014
2	Charlie Thomas	Louisville	Oct. 5, 2018

**LONGEST FUMBLE RETURNS**

YDS	PLAYER	OPPONENT	DATE
1. 90 (t)	Kofi Smith	Wake Forest	Nov. 21, 1998
2. 60 (t)	Jimmy Clements	Duke	Sept. 26, 1996
3. 54 (t)	Matt Uremovich	Duke	Oct. 3, 1998
4. 43 (t)	Quayshawn Nealy	NC State	Nov. 8, 2014
5. 42 (t)	Roderick Roberts	North Carolina	Sept. 26, 1998
6. 40 (t)	Jerrard Tarrant	Mississippi State	Oct. 3, 2009
7. 38 (t)	Gary Guyton	Virginia Tech	Sept. 30, 2006
38 (t)	P.J. Davis	Kentucky	Dec. 31, 2016
9. 34 (t)	Delaunta Cameron	Virginia	Oct. 17, 1998





**RUSHING****100-YARD RUSHING GAMES (BY YARDS)**

YDS	PLAYER	OPPONENT	DATE
356	Eddie Lee Ivery	Air Force	Nov. 11, 1978
307	P.J. Daniels	Tulsa	Jan. 4, 2004
249	TaQuon Marshall	Tennessee (2OT)	Sept. 4, 2017
240	P.J. Daniels	North Carolina	Nov. 15, 2003
229	Jimmy Lincoln	Virginia	Sept. 19, 1991
217	Brent Cunningham	Clemson	Oct. 3, 1970
215	Tobias Oliver	Virginia Tech	Oct. 25, 2018
214	Roddy Jones	Georgia	Nov. 29, 2008
207	Jerry Mays	Georgia	Dec. 2, 1989
206	Jerry Mays	Western Carolina	Oct. 12, 1985
206	C.J. Williams	Wake Forest	Nov. 19, 1994
204	Tashard Choice	Miami	Oct. 13, 2007
203	Robert Lavette	Georgia	Nov. 27, 1982
199	Eddie Prokop	Tulsa	Jan. 1, 1944
198	Joe Burns	North Carolina	Nov. 1, 2001
197	Robert Lavette	Navy	Nov. 14, 1981
196	Tashard Choice	Notre Dame	Sept. 1, 2007
196	KirVonte Benson	Pittsburgh	Sept. 23, 2017
195	Anthony Allen	Virginia	Oct. 9, 2010
195	Justin Thomas	Duke	Oct. 29, 2016
190	Brent Cunningham	Duke	Nov. 1, 1969
189	Tony Hollings	BYU	Sept. 21, 2002
189	Jonathan Dwyer	Wake Forest (OT)	Nov. 7, 2009
188	Jerry Mays	NC State	Oct. 11, 1986
186	Jonathan Dwyer	Vanderbilt	Oct. 31, 2009
185	C.J. Williams	Duke	Oct. 7, 1995
184	Marcus Marshall	Alcorn State	Sept. 3, 2015
179	Joe Burns	Maryland	Oct. 31, 1998
176	Tevin Washington	Clemson	Oct. 29, 2011
175	P.J. Daniels	Wake Forest	Oct. 11, 2003
171	TaQuon Marshall	Louisville	Oct. 5, 2018
171	Rodney Lee	Duke	Oct. 29, 1977
171	Synjin Days	vs. Mississippi State	Dec. 31, 2014
170	Tashard Choice	Duke	Nov. 10, 2007
169	Jerry Mays	North Carolina	Oct. 21, 1989
169	P.J. Daniels	Samford	Sept. 4, 2004
169	Tashard Choice	West Virginia	Jan. 1, 2007
169	Dedrick Mills	Kentucky	Dec. 31, 2016
168	Bobby North	Auburn	Oct. 15, 1949
168	Robert Lavette	North Carolina	Oct. 3, 1981
168	Cory Collier	Wake Forest	Nov. 12, 1983
166	Eddie Lee Ivery	Miami	Oct. 14, 1978
166	William Bell	Duke	Oct. 27, 1990
166	C.J. Williams	Maryland	Sept. 28, 1995
166	Anthony Allen	Georgia	Nov. 27, 2010
165	Anthony Allen	Duke	Nov. 20, 2010
165	Justin Thomas	at Virginia Tech	Sept. 20, 2014
164	Tashard Choice	NC State	Nov. 4, 2006
163	TaQuon Marshall	Wake Forest	Oct. 21, 2017
161	Robert Lavette	Virginia	Oct. 13, 1984
160	Eddie Lee Ivery	Georgia	Dec. 2, 1978
159	Jonathan Dwyer	Duke	Oct. 4, 2008
159	Marcus Marshall	Pittsburgh	Oct. 17, 2015
158	Robert Lavette	Georgia	Nov. 26, 1983
158	Robert Lavette	The Citadel	Sept. 22, 1984
158	Jonathan Dwyer	North Carolina	Sept. 26, 2009
157	Eddie Lee Ivery	South Carolina	Oct. 7, 1978
157	Jerry Mays	North Carolina	Oct. 22, 1988
157	Jonathan Dwyer	North Carolina	Nov. 8, 2008
157	Orwin Smith	Kansas	Sept. 17, 2011
157	Synjin Days	at NC State	Nov. 8, 2014
156	Ronny Cone	Air Force	Nov. 10, 1979

YDS	PLAYER	OPPONENT	DATE
154	Brent Cunningham	Duke	Oct. 31, 1970
154	C.J. Williams	Arizona	Sept. 7, 1995
153	Tony Hollings	Vanderbilt	Aug. 31, 2002
151	David Sims	VMI	Oct. 11, 1975
151	Jerry Mays	VMI	Nov. 5, 1988
151	C.J. Williams	Furman	Sept. 2, 1995
151	Joshua Nesbitt	Virginia Tech	Sept. 13, 2008
150	Sean Gregory	UCF	Sept. 18, 1999
149	Robert Lavette	Tennessee	Oct. 27, 1984
148	Robert Lavette	The Citadel	Sept. 18, 1982
148	Robert Lavette	Memphis	Sept. 25, 1982
147	C.J. Williams	NC State	Sept. 7, 1996
147	Tony Hollings	Clemson	Sept. 14, 2002
147	Synjin Days	Virginia	Nov. 1, 2014
146	Tashard Choice	Georgia	Nov. 25, 2006
146	Eddie Lee Ivery	Florida	Oct. 28, 1978
145	Robert Lavette	Tulane	Oct. 9, 1982
145	Joe Burns	Wake Forest	Nov. 17, 2001
145	Tashard Choice	Clemson	Sept. 29, 2007
145	Jonathan Dwyer	Florida State	Nov. 1, 2008
144	Tony Hollings	Connecticut	Sept. 7, 2002
144	Jonathan Dwyer	Georgia	Nov. 29, 2008
143	C.J. Williams	NC State	Nov. 11, 1995
143	Marcus Marshall	Virginia Tech	Nov. 12, 2016
143	TaQuon Marshall	Virginia	Nov. 4, 2017
142	Brent Cunningham	Navy	Nov. 7, 1970
142	Eddie Lee Ivery	South Carolina	Sept. 10, 1977
142	Tashard Choice	North Carolina	Nov. 17, 2007
141	Lenny Snow	Clemson	Oct. 1, 1966
141	Adrian Rucker	Virginia	Oct. 5, 1974
141	Robert Lavette	North Carolina	Oct. 1, 1983
141	Dorsey Levens	Wake Forest	Nov. 13, 1993
141	Jonathan Dwyer	Mississippi State	Sept. 20, 2008
140	Joshua Nesbitt	Florida State	Oct. 10, 2009
140	Zach Laskey	Georgia	Nov. 29, 2014
140	TaQuon Marshall	Duke	Nov. 18, 2017
139	Robert Lavette	Tennessee	Oct. 23, 1982
139	Robert Lavette	Wake Forest	Nov. 13, 1989
139	Jerry Mays	South Carolina	Sept. 23, 1989
138	Tashard Choice	Maryland	Oct. 7, 2006
138	Jonathan Dwyer	Samford	Sept. 8, 2007
138	Preston Lyons	Utah (OT)	Dec. 31, 2011
137	Rodney Lee	Tennessee	Oct. 8, 1977
137	Orwin Smith	Virginia	Sept. 15, 2012
137	Justin Thomas	Georgia Southern	Sept. 13, 2014
137	TaQuon Marshall	North Carolina	Sept. 30, 2017
136	Lenny Snow	Texas Tech	Dec. 31, 1965
136	Robert Lavette	Virginia	Nov. 6, 1982
136	Jerry Mays	Maryland	Oct. 7, 1989
136	Ajenawi Eziemele	North Carolina	Sept. 28, 2002
136	Tevin Washington	Duke	Nov. 19, 2011
136	KirVonte Benson	Wake Forest	Oct. 21, 2017
135	Jerry Mays	Wake Forest	Nov. 18, 1989
135	Tashard Choice	Maryland	Oct. 6, 2007
134	David Sims	North Carolina	Oct. 12, 1974
134	Richard Hills	Indiana State	Oct. 10, 1987
134	Tashard Choice	Georgia	Nov. 24, 2007
133	Dorsey Levens	NC State	Oct. 23, 1993
133	Zach Laskey	Virginia	Oct. 26, 2013
133	Zach Laskey	Miami	Oct. 4, 2014
132	David Sims	Miami	Sept. 20, 1975
132	Dedrick Mills	North Carolina	Nov. 5, 2016
131	Lenny Snow	Virginia	Nov. 5, 1966
131	William Bell	Maryland	Oct. 9, 1993

YDS	PLAYER	OPPONENT	DATE	YDS	PLAYER	OPPONENT	DATE
131	Tevin Washington	Air Force	Dec. 27, 2010	126	David Sims	South Carolina	Sept. 14, 1974
130	Lenny Snow	Clemson	Oct. 2, 1965	126	Joe Burns	Clemson (OT)	Sept. 29, 2001
130	Rob Healy	Georgia	Nov. 25, 1971	126	Robert Godhigh	Clemson	Nov. 14, 2013
130	Dorsey Levens	Maryland	Oct. 9, 1993	125	Robert Lavette	NC State	Oct. 8, 1983
130	Reggie Ball	Troy	Sept. 16, 2006	125	Jerry Mays	South Carolina	Oct. 15, 1988
130	Joshua Nesbitt	South Carolina State	Sept. 4, 2010	125	Charles Wiley	Duke	Nov. 15, 1997
130	KirVonte Benson	North Carolina	Sept. 30, 2017	125	Jonathan Dwyer	Virginia	Oct. 24, 2009
129	Leon Hardeman	SMU	Oct. 4, 1952	125	Anthony Allen	Virginia Tech	Nov. 4, 2010
129	Sidney Ford	Navy	Sept. 8, 2001	124	Bucky Shamburger	Duke	Nov. 1, 1975
129	KirVonte Benson	Clemson	Oct. 28, 2017	124	Eddie Lee Ivery	Tulane	Oct. 22, 1977
128	Bill Teas	LSU	Oct. 9, 1954	124	KirVonte Benson	Tennessee (2OT)	Sept. 4, 2017
128	Robert Lavette	Alabama	Sept. 15, 1984	123	Ray Mendheim	Auburn	Oct. 19, 1963
128	William Bell	Georgia	Dec. 1, 1990	123	David Sims	Pittsburgh	Sept. 21, 1974
128	Jonathan Dwyer	Miami	Nov. 20, 2008	123	Eddie Lee Ivery	Virginia	Oct. 2, 1976
127	Eddie Lee Ivery	Auburn	Oct. 21, 1978	123	Jerry Mays	North Carolina	Oct. 5, 1985
127	William Bell	Nebraska	Jan. 1, 1991	123	William Bell	North Carolina	Oct. 20, 1990
127	Anthony Allen	Clemson	Sept. 10, 2009	123	Joe Burns	North Carolina	Sept. 30, 2000
127	Marcus Marshall	Virginia	Nov. 19, 2016	122	David Sims	Notre Dame	Nov. 6, 1976

## THREE 100-YARD RUSHERS, SAME GAME



## AT VIRGINIA (Oct. 26, 2013)

	ATT	YDS	AVG	TD
<b>Zach Laskey</b>	<b>16</b>	<b>133</b>	<b>8.3</b>	<b>2</b>
<b>Robert Godhigh</b>	<b>5</b>	<b>111</b>	<b>22.2</b>	<b>1</b>
<b>David Sims</b>	<b>12</b>	<b>107</b>	<b>8.9</b>	<b>2</b>

## TWO 100-YARD RUSHERS, SAME GAME

## PLAYERS (YARDS)

Leon Hardeman (129)	Bill Teas (117)	SMU	Oct. 4, 1952
Bill Teas (115)	Glenn Turner (115)	Alabama	Nov. 15, 1952
Bruce Southall (107)	Greg Horne (104)	Navy	Nov. 18, 1972
David Sims (126)	Danny Myers (108)	South Carolina	Sept. 14, 1974
Eddie Lee Ivery (124)	Gary Hardie (122)	Tulane	Oct. 22, 1977
Rodney Lee (171)	Eddie Lee Ivery (102)	Duke	Oct. 29, 1977
Eddie Lee Ivery (112)	Gary Hardie (101)	Georgia	Nov. 26, 1977
Robert Lavette (139)	Eddie Fortier (104)	Wake Forest	Nov. 13, 1982
Cory Collier (168)	Ronny Cone (111)	Wake Forest	Nov. 12, 1983
Robert Lavette (109)	Malcolm King (104)	Georgia	Dec. 1, 1984
Jimmy Lincoln (114)	Dorsey Levens (112)	Furman	Sept. 11, 1993
William Bell (131)	Dorsey Levens (130)	Maryland	Oct. 9, 1993
Dorsey Levens (133)	William Bell (111)	NC State	Oct. 23, 1993
Dorsey Levens (106)	William Bell (104)	Baylor	Nov. 6, 1993
C.J. Williams (185)	Donnie Davis (103)	Duke	Oct. 7, 1995
Charlie Rogers (112)	C.J. Williams (103)	Duke	Sept. 26, 1996
Sean Gregory (105)	Joe Hamilton (100)	UCF	Sept. 18, 1999
P.J. Daniels (105)	Reggie Ball (103)	Vanderbilt	Sept. 27, 2003
Jonathan Dwyer (138)	Tashard Choice (110)	Samford	Sept. 8, 2007
Roddy Jones (214)	Jonathan Dwyer (144)	at Georgia	Nov. 29, 2008
Joshua Nesbitt (140)	Jonathan Dwyer (102)	Florida State	Oct. 10, 2009
Jonathan Dwyer (125)	Anthony Allen (103)	Virginia	Oct. 24, 2009
Jonathan Dwyer (110)	Joshua Nesbitt (103)	Clemson	Dec. 5, 2009
Anthony Allen (115)	Joshua Nesbitt (104)	North Carolina	Sept. 18, 2010
Anthony Allen (195)	Joshua Nesbitt (109)	Virginia	Oct. 9, 2010
Orwin Smith (157)	Embry Peoples (110)	Kansas	Sept. 17, 2011
Zach Laskey (116)	Vad Lee (101)	Presbyterian	Sept. 8, 2012
Orwin Smith (117)	Tevin Washington (104)	Clemson	Oct. 6, 2012
Synjyn Days (171)	Justin Thomas (121)	Mississippi State	Dec. 31, 2014
Marcus Marshall (143)	Matthew Jordan (121)	Virginia Tech	Nov. 12, 2015
TaQuon Marshall (249)	KirVonte Benson (124)	Tennessee (2OT)	Sept. 4, 2017
KirVonte Benson (196)	TaQuon Marshall (112)	Pittsburgh	Sept. 23, 2017
TaQuon Marshall (137)	KirVonte Benson (130)	North Carolina	Sept. 30, 2017
TaQuon Marshall (163)	KirVonte Benson (136)	Wake Forest	Oct. 21, 2017
TaQuon Marshall (175)	Tobias Oliver (103)	Louisville	Oct. 5, 2018



# 2019 GEORGIA TECH FOOTBALL INFORMATION GUIDE

RECORD BOOK

INDIVIDUAL • MILESTONE PERFORMANCES

YDS	PLAYER	OPPONENT	DATE	YDS	PLAYER	OPPONENT	DATE
122	Gary Hardie	Tulane	Oct. 22, 1977	110	Bill Teas	Georgia	Nov. 29, 1952
122	Ronny Cone	William & Mary	Sept. 29, 1979	110	Floyd Faucette	Clemson	Nov. 8, 1958
122	Malcolm King	Michigan State	Dec. 31, 1985	110	Lenny Snow	Florida	Jan. 2, 1967
122	Joe Burns	Duke	Oct. 6, 2001	110	Tashard Choice	Samford	Sept. 8, 2007
122	Rashaun Grant	NC State	Nov. 6, 2004	110	Jonathan Dwyer	Duke	Nov. 14, 2009
122	Joshua Nesbitt	Virginia Tech	Oct. 17, 2009	110	Jonathan Dwyer	Clemson	Dec. 5, 2009
122	Tevin Washington	Miami	Nov. 13, 2010	110	Embry Peeples	Kansas	Sept. 17, 2011
121	George Vokert	Georgia	Nov. 26, 1955	110	Syrjyn Days	at Pitt	Oct. 25, 2014
121	Justin Thomas	Mississippi State	Dec. 31, 2014	109	Robert Lavette	Georgia	Dec. 1, 1984
121	Matthew Jordan	Virginia Tech	Nov. 12, 2016	109	Joe Burns	Maryland	Nov. 18, 2000
120	Michael Smith	Duke	Nov. 2, 1991	109	P.J. Daniels	Wake Forest	Nov. 5, 2005
120	Joe Burns	Virginia	Nov. 9, 2000	109	P.J. Daniels	Utah	Dec. 29, 2005
120	Tevin Washington	Maryland	Oct. 8, 2011	109	Jonathan Dwyer	Clemson	Oct. 18, 2008
120	Tobias Oliver	North Carolina	Nov. 3, 2018	109	Joshua Nesbitt	Virginia	Oct. 9, 2010
119	Sean Gregory	Virginia	Nov. 6, 1999	108	Leon Hardman	Duke	Nov. 1, 1952
119	P.J. Daniels	Syracuse	Dec. 21, 2004	108	Danny Myers	South Carolina	Sept. 14, 1974
119	Tashard Choice	North Carolina	Nov. 11, 2006	108	C.J. Williams	North Carolina	Oct. 14, 1995
119	Rashaun Grant	Army	Oct. 20, 2007	108	P.J. Daniels	Duke	Nov. 8, 2003
119	Justin Thomas	Duke	Oct. 11, 2014	108	Jonathan Dwyer	Boston College	Sept. 6, 2008
118	Cory Collier	Virginia	Nov. 3, 1983	107	Jimmy Thompson	Duke	Oct. 30, 1954
118	Tashard Choice	Duke	Nov. 18, 2006	107	Bruce Southall	Navy	Nov. 18, 1972
117	Bill Teas	SMU	Oct. 4, 1952	107	Eddie Lee Ivery	Tennessee	Oct. 9, 1976
117	C.J. Williams	Clemson	Nov. 12, 1994	107	Nathaniel Kelsey	Virginia	Sept. 20, 1986
117	Orwin Smith	Clemson	Oct. 6, 2012	107	Tashard Choice	Duke	Oct. 15, 2005
116	Jerry Mays	Virginia	Sept. 17, 1988	107	Tashard Choice	Miami	Oct. 28, 2006
116	Zach Laskey	Presbyterian	Sept. 8, 2012	107	David Sims	Virginia	Oct. 26, 2013
115	Bill Teas	Alabama	Nov. 15, 1952	107	TaQuon Marshall	Virginia	Nov. 17, 2018
115	Glenn Turner	Alabama	Nov. 15, 1952	106	Jerry Mays	Duke	Oct. 28, 1989
115	Glenn Turner	Georgia	Nov. 29, 1952	106	Dorsey Levens	Baylor	Nov. 6, 1993
115	Billy Williamson	Georgia	Dec. 2, 1961	106	Joshua Nesbitt	Middle Tennessee	Oct. 16, 2010
115	Anthony Allen	North Carolina	Sept. 18, 2010	105	Brent Cunningham	Duke	Oct. 31, 1970
115	Tevin Washington	Virginia	Oct. 15, 2011	105	P.J. Daniels	Vanderbilt (OT)	Sept. 27, 2003
115	Tobias Oliver	Bowling Green	Sept. 29, 2018	105	Tashard Choice	Virginia Tech	Sept. 30, 2006
114	Leon Hardeman	Tulane	Oct. 11, 1952	104	Glenn Turner	Florida	Sept. 26, 1953
114	Bill Teas	Florida	Sept. 25, 1954	104	Greg Horne	Navy	Nov. 18, 1972
114	Greg Horne	Duke	Oct. 30, 1971	104	Danny Myers	Tulane	Oct. 25, 1975
114	Robert Lavette	Duke	Nov. 3, 1984	104	Edmund Fortier	Wake Forest	Nov. 13, 1982
114	Cory Collier	Wake Forest	Nov. 16, 1985	104	Malcolm King	Georgia	Dec. 1, 1984
114	Jimmy Lincoln	Furman	Sept. 11, 1993	104	William Bell	Baylor	Nov. 6, 1993
114	Joe Burns	NC State	Oct. 20, 2001	104	Joshua Nesbitt	North Carolina	Sept. 18, 2010
114	P.J. Daniels	Duke	Oct. 16, 2004	104	Tevin Washington	Clemson	Oct. 6, 2012
114	P.J. Daniels	Connecticut	Sept. 17, 2005	104	Justin Thomas	vs. Florida State	Dec. 6, 2014
113	Bill Teas	Auburn	Oct. 19, 1953	103	Tony Head	Auburn	Oct. 18, 1975
113	Lenny Snow	Texas A&M	Sept. 17, 1966	103	Donnie Davis	Duke	Oct. 7, 1995
113	David Sims	Georgia	Nov. 30, 1974	103	C.J. Williams	Duke	Sept. 26, 1996
113	Jerry Mays	Virginia	Sept. 16, 1989	103	Reggie Ball	Vanderbilt (OT)	Sept. 27, 2003
113	Sean Gregory	NC State	Oct. 30, 1999	103	P.J. Daniels	Clemson	Sept. 11, 2004
113	Joe Burns	Syracuse	Aug. 26, 2001	103	P.J. Daniels	North Carolina	Sept. 10, 2005
113	P.J. Daniels	Florida State	Sept. 13, 2003	103	Anthony Allen	Virginia	Oct. 24, 2009
113	TaQuon Marshall	South Florida	Sept. 8, 2018	103	Joshua Nesbitt	Clemson	Dec. 5, 2009
112	Bruce Southall	Boston College	Nov. 11, 1972	103	Tobias Oliver	Louisville	Oct. 5, 2018
112	David Sims	Clemson	Sept. 27, 1975	102	Jonathan Dwyer	Florida State	Oct. 10, 2009
112	Rodney Lee	Auburn	Oct. 15, 1977	102	Eddie Lee Ivery	Notre Dame	Nov. 18, 1978
112	Eddie Lee Ivery	Georgia	Nov. 26, 1977	102	Eddie Lee Ivery	Duke	Oct. 29, 1977
112	Dorsey Levens	Furman	Sept. 11, 1993	102	Leon Hardeman	Vanderbilt	Oct. 25, 1952
112	Charlie Rogers	Duke	Sept. 26, 1996	101	Gary Hardie	Georgia	Nov. 26, 1977
112	Jonathan Dwyer	Jacksonville State	Aug. 28, 2008	101	John Dewberry	Clemson	Sept. 24, 1983
112	Vad Lee	at North Carolina	Nov. 10, 2012	101	Jimmy Lincoln	Wake Forest	Nov. 16, 1991
112	TaQuon Marshall	Pittsburgh	Sept. 23, 2017	101	Sean Gregory	Clemson	Nov. 13, 1999
111	Eddie Lee Ivery	Duke	Sept. 9, 1978	101	Vad Lee	Presbyterian	Sept. 8, 2012
111	Ronny Cone	Wake Forest	Nov. 12, 1983	101	Zach Laskey	Boston College	Oct. 20, 2012
111	Jerry Mays	North Carolina	Oct. 4, 1986	100	Joe Hamilton	UCF	Sept. 18, 1999
111	William Bell	NC State	Oct. 23, 1993	100	Joe Burns	NC State (OT)	Sept. 21, 2000
111	Charles Wiley	Wake Forest	Sept. 14, 1996	100	P.J. Daniels	Clemson	Oct. 29, 2005
111	Sidney Ford	Wake Forest	Oct. 14, 2000	100	Tashard Choice	Wake Forest	Dec. 2, 2006
111	P.J. Daniels	Auburn	Sept. 3, 2005	100	Robert Godhigh	North Carolina	Sept. 21, 2013
111	Robert Godhigh	Virginia	Oct. 26, 2013	100	David Sims	Georgia (OT)	Nov. 30, 2013
111	David Sims	Alabama A&M	Nov. 23, 2013				

**100-YARD RUSHING GAMES (BY DATE)**

YDS	PLAYER	OPPONENT	DATE	YDS	PLAYER	OPPONENT	DATE
199	Eddie Prokop	vs. Tulsa	Jan. 1, 1944	146	Eddie Lee Ivery	Florida	Oct. 28, 1978
168	Bobby North	Auburn	Oct. 15, 1949	356	Eddie Lee Ivery	Air Force	Nov. 11, 1978
129	Leon Hardeman	SMU	Oct. 4, 1952	102	Eddie Lee Ivery	Notre Dame	Nov. 18, 1978
117	Bill Teas	SMU	Oct. 4, 1952	160	Eddie Lee Ivery	Georgia	Dec. 2, 1978
114	Leon Hardeman	Tulane	Oct. 11, 1952	122	Ronny Cone	William & Mary	Sept. 29, 1979
102	Leon Hardeman	Vanderbilt	Oct. 25, 1952	156	Ronny Cone	Air Force	Nov. 10, 1979
108	Leon Hardman	Duke	Nov. 1, 1952	168	Robert Lavette	North Carolina	Oct. 3, 1981
115	Bill Teas	Alabama	Nov. 15, 1952	197	Robert Lavette	Navy	Nov. 14, 1981
115	Glenn Turner	Alabama	Nov. 15, 1952	148	Robert Lavette	The Citadel	Sept. 18, 1982
115	Glenn Turner	Georgia	Nov. 29, 1952	148	Robert Lavette	Memphis	Sept. 25, 1982
110	Bill Teas	Georgia	Nov. 29, 1952	145	Robert Lavette	Tulane	Oct. 9, 1982
104	Glenn Turner	Florida	Sept. 26, 1953	139	Robert Lavette	Tennessee	Oct. 23, 1982
113	Bill Teas	Auburn	Oct. 19, 1953	136	Robert Lavette	Virginia	Nov. 6, 1982
114	Bill Teas	Florida	Sept. 25, 1954	139	Robert Lavette	Wake Forest	Nov. 13, 1982
128	Bill Teas	LSU	Oct. 9, 1954	104	Edmund Fortier	Wake Forest	Nov. 13, 1982
107	Jimmy Thompson	Duke	Oct. 30, 1954	203	Robert Lavette	Georgia	Nov. 27, 1982
121	George Vokert	Georgia	Nov. 26, 1955	101	John Dewberry	Clemson	Sept. 24, 1983
110	Floyd Faucette	Clemson	Nov. 8, 1958	141	Robert Lavette	North Carolina	Oct. 1, 1983
115	Billy Williamson	Georgia	Dec. 2, 1961	125	Robert Lavette	NC State	Oct. 8, 1983
123	Ray Mendheim	Auburn	Oct. 19, 1963	118	Cory Collier	Virginia	Nov. 3, 1983
130	Lenny Snow	Clemson	Oct. 2, 1965	168	Cory Collier	Wake Forest	Nov. 12, 1983
136	Lenny Snow	vs. Texas Tech	Dec. 31, 1965	111	Ronny Cone	Wake Forest	Nov. 12, 1983
113	Lenny Snow	Texas A&M	Sept. 17, 1966	158	Robert Lavette	Georgia	Nov. 26, 1983
141	Lenny Snow	Clemson	Oct. 1, 1966	128	Robert Lavette	Alabama	Sept. 15, 1984
131	Lenny Snow	Virginia	Nov. 5, 1966	158	Robert Lavette	The Citadel	Sept. 22, 1984
110	Lenny Snow	Florida	Jan. 2, 1967	161	Robert Lavette	Virginia	Oct. 13, 1984
190	Brent Cunningham	Duke	Nov. 1, 1969	149	Robert Lavette	Tennessee	Oct. 27, 1984
217	Brent Cunningham	Clemson	Oct. 3, 1970	114	Robert Lavette	Duke	Nov. 3, 1984
154	Brent Cunningham	Duke	Oct. 31, 1970	109	Robert Lavette	Georgia	Dec. 1, 1984
142	Brent Cunningham	Navy	Nov. 7, 1970	104	Malcolm King	Georgia	Dec. 1, 1984
114	Greg Horne	Duke	Oct. 30, 1971	123	Jerry Mays	North Carolina	Oct. 5, 1985
130	Rob Healy	Georgia	Nov. 25, 1971	206	Jerry Mays	Western Carolina	Oct. 12, 1985
112	Bruce Southall	Boston College	Nov. 11, 1972	114	Cory Collier	Wake Forest	Nov. 16, 1985
107	Bruce Southall	Navy	Nov. 18, 1972	122	Malcolm King	vs. Michigan State	Dec. 31, 1985
104	Greg Horne	Navy	Nov. 18, 1972	107	Nathaniel Kelsey	Virginia	Sept. 20, 1986
126	David Sims	South Carolina	Sept. 14, 1974	111	Jerry Mays	North Carolina	Oct. 4, 1986
108	Danny Myers	South Carolina	Sept. 14, 1974	188	Jerry Mays	NC State	Oct. 11, 1986
123	David Sims	Pittsburgh	Sept. 21, 1974	134	Richard Hills	Indiana State	Oct. 10, 1987
141	Adrian Rucker	Virginia	Oct. 5, 1974	116	Jerry Mays	Virginia	Sept. 17, 1988
134	David Sims	North Carolina	Oct. 12, 1974	125	Jerry Mays	South Carolina	Oct. 15, 1988
113	David Sims	Georgia	Nov. 30, 1974	157	Jerry Mays	North Carolina	Oct. 22, 1988
132	David Sims	Miami	Sept. 20, 1975	151	Jerry Mays	VMI	Nov. 5, 1988
112	David Sims	Clemson	Sept. 27, 1975	113	Jerry Mays	Virginia	Sept. 16, 1989
151	David Sims	VMI	Oct. 11, 1975	139	Jerry Mays	South Carolina	Sept. 23, 1989
103	Tony Head	Auburn	Oct. 18, 1975	136	Jerry Mays	Maryland	Oct. 7, 1989
104	Danny Myers	Tulane	Oct. 25, 1975	169	Jerry Mays	North Carolina	Oct. 21, 1989
124	Bucky Shamburger	Duke	Nov. 1, 1975	106	Jerry Mays	Duke	Oct. 28, 1989
123	Eddie Lee Ivery	Virginia	Oct. 2, 1976	135	Jerry Mays	Wake Forest	Nov. 18, 1989
107	Eddie Lee Ivery	Tennessee	Oct. 9, 1976	207	Jerry Mays	Georgia	Dec. 2, 1989
122	David Sims	Notre Dame	Nov. 6, 1976	123	William Bell	North Carolina	Oct. 20, 1990
142	Eddie Lee Ivery	South Carolina	Sept. 10, 1977	166	William Bell	Duke	Oct. 27, 1990
137	Rodney Lee	Tennessee	Oct. 8, 1977	128	William Bell	Georgia	Dec. 1, 1990
112	Rodney Lee	Auburn	Oct. 15, 1977	127	William Bell	Nebraska	Jan. 1, 1991
124	Eddie Lee Ivery	Tulane	Oct. 22, 1977	120	Michael Smith	Duke	Nov. 2, 1991
122	Gary Hardie	Tulane	Oct. 22, 1977	101	Jimmy Lincoln	Wake Forest	Nov. 16, 1991
171	Rodney Lee	Duke	Oct. 29, 1977	229	Jimmy Lincoln	Virginia	Sept. 19, 1991
102	Eddie Lee Ivery	Duke	Oct. 29, 1977	114	Jimmy Lincoln	Furman	Sept. 11, 1993
112	Eddie Lee Ivery	Georgia	Nov. 26, 1977	112	Dorsey Levens	Furman	Sept. 11, 1993
101	Gary Hardie	Georgia	Nov. 26, 1977	131	William Bell	Maryland	Oct. 9, 1993
111	Eddie Lee Ivery	Duke	Sept. 9, 1978	130	Dorsey Levens	Maryland	Oct. 9, 1993
157	Eddie Lee Ivery	South Carolina	Oct. 7, 1978	133	Dorsey Levens	NC State	Oct. 23, 1993
166	Eddie Lee Ivery	Miami	Oct. 14, 1978	111	William Bell	NC State	Oct. 23, 1993
127	Eddie Lee Ivery	Auburn	Oct. 21, 1978	106	Dorsey Levens	Baylor	Nov. 6, 1993
				104	William Bell	Baylor	Nov. 6, 1993



# 2019 GEORGIA TECH FOOTBALL INFORMATION GUIDE

RECORD BOOK

INDIVIDUAL • MILESTONE PERFORMANCES

YDS	PLAYER	OPPONENT	DATE	YDS	PLAYER	OPPONENT	DATE
141	Dorsey Levens	Wake Forest	Nov. 13, 1993	146	Tashard Choice	Georgia	Nov. 25, 2006
117	C.J. Williams	Clemson	Nov. 12, 1994	100	Tashard Choice	vs. Wake Forest	Dec. 2, 2006
206	C.J. Williams	Wake Forest	Nov. 19, 1994	169	Tashard Choice	vs. West Virginia	Jan. 1, 2007
151	C.J. Williams	Furman	Sept. 2, 1995	196	Tashard Choice	Notre Dame	Sept. 1, 2007
154	C.J. Williams	Arizona	Sept. 7, 1995	138	Jonathan Dwyer	Samford	Sept. 8, 2007
166	C.J. Williams	Maryland	Sept. 28, 1995	110	Tashard Choice	Samford	Sept. 8, 2007
185	C.J. Williams	Duke	Oct. 7, 1995	145	Tashard Choice	Clemson	Sept. 29, 2007
103	Donnie Davis	Duke	Oct. 7, 1995	135	Tashard Choice	Maryland	Oct. 6, 2007
108	C.J. Williams	North Carolina	Oct. 14, 1995	204	Tashard Choice	Miami	Oct. 13, 2007
143	C.J. Williams	NC State	Nov. 11, 1995	119	Rashaun Grant	Army	Oct. 20, 2007
147	C.J. Williams	NC State	Sept. 7, 1996	170	Tashard Choice	Duke	Nov. 10, 2007
111	Charles Wiley	Wake Forest	Sept. 14, 1996	142	Tashard Choice	North Carolina	Nov. 17, 2007
112	Charlie Rogers	Duke	Sept. 26, 1996	134	Tashard Choice	Georgia	Nov. 24, 2007
103	C.J. Williams	Duke	Sept. 26, 1996	112	Jonathan Dwyer	Jacksonville State	Aug. 28, 2008
125	Charles Wiley	Duke	Nov. 15, 1997	108	Jonathan Dwyer	Boston College	Sept. 6, 2008
179	Joe Burns	Maryland	Oct. 31, 1998	151	Joshua Nesbitt	Virginia Tech	Sept. 13, 2008
150	Sean Gregory	UCF	Sept. 18, 1999	141	Jonathan Dwyer	Mississippi State	Sept. 20, 2008
100	Joe Hamilton	UCF	Sept. 18, 1999	159	Jonathan Dwyer	Duke	Oct. 4, 2008
113	Sean Gregory	NC State	Oct. 30, 1999	109	Jonathan Dwyer	Clemson	Oct. 18, 2008
119	Sean Gregory	Virginia	Nov. 6, 1999	145	Jonathan Dwyer	Florida State	Nov. 1, 2008
101	Sean Gregory	Clemson	Nov. 13, 1999	157	Jonathan Dwyer	North Carolina	Nov. 8, 2008
100	Joe Burns	NC State (OT)	Sept. 21, 2000	128	Jonathan Dwyer	Miami	Nov. 20, 2008
123	Joe Burns	North Carolina	Sept. 30, 2000	214	Roddy Jones	Georgia	Nov. 29, 2008
111	Sidney Ford	Wake Forest	Oct. 14, 2000	144	Jonathan Dwyer	Georgia	Nov. 29, 2008
120	Joe Burns	Virginia	Nov. 9, 2000	127	Anthony Allen	Clemson	Sept. 10, 2009
109	Joe Burns	Maryland	Nov. 18, 2000	158	Jonathan Dwyer	North Carolina	Sept. 26, 2009
113	Joe Burns	Syracuse	Aug. 26, 2001	140	Joshua Nesbitt	Florida State	Oct. 10, 2009
129	Sidney Ford	Navy	Sept. 8, 2001	102	Jonathan Dwyer	Florida State	Oct. 10, 2009
126	Joe Burns	Clemson (OT)	Sept. 29, 2001	122	Joshua Nesbitt	Virginia Tech	Oct. 17, 2009
122	Joe Burns	Duke	Oct. 6, 2001	125	Jonathan Dwyer	Virginia	Oct. 24, 2009
114	Joe Burns	NC State	Oct. 20, 2001	103	Anthony Allen	Virginia	Oct. 24, 2009
198	Joe Burns	North Carolina	Nov. 1, 2001	186	Jonathan Dwyer	Vanderbilt	Oct. 31, 2009
145	Joe Burns	Wake Forest	Nov. 17, 2001	189	Jonathan Dwyer	Wake Forest (OT)	Nov. 7, 2009
153	Tony Hollings	Vanderbilt	Aug. 31, 2002	110	Jonathan Dwyer	Duke	Nov. 14, 2009
144	Tony Hollings	Connecticut	Sept. 7, 2002	103	Joshua Nesbitt	Clemson	Dec. 5, 2009
147	Tony Hollings	Clemson	Sept. 14, 2002	110	Jonathan Dwyer	Clemson	Dec. 5, 2009
189	Tony Hollings	BYU	Sept. 21, 2002	130	Joshua Nesbitt	South Carolina State	Sept. 4, 2010
136	Ajenavi Eziemeke	North Carolina	Sept. 28, 2002	115	Anthony Allen	North Carolina	Sept. 18, 2010
113	P.J. Daniels	Florida State	Sept. 13, 2003	104	Joshua Nesbitt	North Carolina	Sept. 18, 2010
105	P.J. Daniels	Vanderbilt (OT)	Sept. 27, 2003	195	Anthony Allen	Virginia	Oct. 9, 2010
103	Reggie Ball	Vanderbilt (OT)	Sept. 27, 2003	109	Joshua Nesbitt	Virginia	Oct. 9, 2010
175	P.J. Daniels	Wake Forest	Oct. 11, 2003	106	Joshua Nesbitt	Middle Tennessee	Oct. 16, 2010
108	P.J. Daniels	Duke	Nov. 8, 2003	125	Anthony Allen	Virginia Tech	Nov. 4, 2010
240	P.J. Daniels	North Carolina	Nov. 15, 2003	122	Tevin Washington	Miami	Nov. 13, 2010
307	P.J. Daniels	Tulsa	Jan. 4, 2004	165	Anthony Allen	Duke	Nov. 20, 2010
169	P.J. Daniels	Samford	Sept. 4, 2004	166	Anthony Allen	Georgia	Nov. 27, 2010
103	P.J. Daniels	Clemson	Sept. 11, 2004	131	Tevin Washington	vs. Air Force	Dec. 27, 2010
114	P.J. Daniels	Duke	Oct. 16, 2004	157	Orwin Smith	Kansas	Sept. 17, 2011
122	Rashaun Grant	NC State	Nov. 6, 2004	110	Embry Peeples	Kansas	Sept. 17, 2011
119	P.J. Daniels	Syracuse	Dec. 21, 2004	120	Tevin Washington	Maryland	Oct. 8, 2011
111	P.J. Daniels	Auburn	Sept. 3, 2005	115	Tevin Washington	Virginia	Oct. 15, 2011
103	P.J. Daniels	North Carolina	Sept. 10, 2005	176	Tevin Washington	Clemson	Oct. 29, 2011
114	P.J. Daniels	Connecticut	Sept. 17, 2005	136	Tevin Washington	Duke	Nov. 19, 2011
107	Tashard Choice	Duke	Oct. 15, 2005	138	Preston Lyons	Utah (OT)	Dec. 31, 2011
100	P.J. Daniels	Clemson	Oct. 29, 2005	116	Zach Laskey	Presbyterian	Sept. 8, 2012
109	P.J. Daniels	Wake Forest	Nov. 5, 2005	101	Vad Lee	Presbyterian	Sept. 8, 2012
109	P.J. Daniels	Utah	Dec. 29, 2005	137	Orwin Smith	Virginia	Sept. 15, 2012
130	Reggie Ball	Troy	Sept. 16, 2006	117	Orwin Smith	Clemson	Oct. 6, 2012
105	Tashard Choice	Virginia Tech	Sept. 30, 2006	104	Tevin Washington	Clemson	Oct. 6, 2012
138	Tashard Choice	Maryland	Oct. 7, 2006	101	Zach Laskey	Boston College	Oct. 20, 2012
107	Tashard Choice	Miami	Oct. 28, 2006	112	Vad Lee	at North Carolina	Nov. 10, 2012
164	Tashard Choice	NC State	Nov. 4, 2006	100	Robert Godhigh	North Carolina	Sept. 21, 2013
119	Tashard Choice	North Carolina	Nov. 11, 2006	133	Zach Laskey	Virginia	Oct. 26, 2013
118	Tashard Choice	Duke	Nov. 18, 2006	111	Robert Godhigh	Virginia	Oct. 26, 2013

YDS	PLAYER	OPPONENT	DATE
107	David Sims	Virginia	Oct. 26, 2013
126	Robert Godhigh	Clemson	Nov. 14, 2013
111	David Sims	Alabama A&M	Nov. 23, 2013
100	David Sims	Georgia (OT)	Nov. 30, 2013
137	Justin Thomas	Georgia Southern	Sept. 13, 2014
165	Justin Thomas	at Virginia Tech	Sept. 20, 2014
133	Zach Laskey	Miami	Oct. 4, 2014
119	Justin Thomas	Duke	Oct. 11, 2014
110	Synjyn Days	at Pitt	Oct. 25, 2014
147	Synjyn Days	Virginia	Nov. 1, 2014
157	Synjyn Days	at NC State	Nov. 8, 2014
140	Zach Laskey	at Georgia	Nov. 29, 2014
104	Justin Thomas	vs. Florida State	Dec. 6, 2014
171	Synjyn Days	vs. Mississippi State	Dec. 31, 2014
121	Justin Thomas	vs. Mississippi State	Dec. 31, 2014
184	Marcus Marshall	Alcorn State	Sept. 3, 2015
159	Marcus Marshall	Pittsburgh	Oct. 17, 2015
195	Justin Thomas	Duke	Oct. 29, 2016
132	Dedrick Mills	North Carolina	Nov. 5, 2016
143	Marcus Marshall	Virginia Tech	Nov. 12, 2016
121	Matthew Jordan	Virginia Tech	Nov. 12, 2016
127	Marcus Marshall	Virginia Tech	Nov. 19, 2016
169	Dedrick Mills	Kentucky	Dec. 31, 2016
249	TaQuon Marshall	Tennessee (2OT)	Sept. 4, 2017
124	KirVonte Benson	Tennessee (2OT)	Sept. 4, 2017
196	KirVonte Benson	Pittsburgh	Sept. 23, 2017
112	TaQuon Marshall	Pittsburgh	Sept. 23, 2017
137	TaQuon Marshall	North Carolina	Sept. 30, 2017
137	KirVonte Benson	North Carolina	Sept. 30, 2017
163	TaQuon Marshall	Wake Forest	Oct. 21, 2017
136	KirVonte Benson	Wake Forest	Oct. 21, 2017
129	KirVonte Benson	Clemson	Oct. 28, 2017
143	TaQuon Marshall	Virginia	Nov. 4, 2017
140	TaQuon Marshall	Duke	Nov. 18, 2017
113	TaQuon Marshall	South Florida	Sept. 8, 2018
103	TaQuon Marshall	Pitt	Sept. 15, 2018
115	Tobias Oliver	Bowling Green	Sept. 29, 2018
175	TaQuon Marshall	Louisville	Oct. 5, 2018
215	Tobias Oliver	Virginia Tech	Oct. 25, 2018
120	Tobias Oliver	North Carolina	Nov. 3, 2018
107	TaQuon Marshall	Virginia	Nov. 17, 2018

#### PLAYERS WITH 100 YARDS RUSHING & PASSING SAME GAME

PLAYER	R / P	OPPONENT	DATE
Donnie Davis	103 / 206	at Duke	Oct. 7, 1995
Joe Hamilton	100 / 161	Central Florida	Sept. 18, 1999
Reggie Ball	103 / 108	at Vanderbilt (OT)	Sept. 27, 2003
Reggie Ball	130 / 164	Troy	Sept. 16, 2006
Joshua Nesbitt	151 / 109	Virginia Tech	Sept. 13, 2008
Joshua Nesbitt	103 / 136	vs. Clemson	Dec. 5, 2009
Joshua Nesbitt	140 / 131	Florida State	Oct. 10, 2009
Tevin Washington	122 / 101	Miami	Nov. 13, 2010
Tevin Washington	120 / 114	Maryland	Oct. 8, 2011
Tevin Washington	136 / 185	at Duke	Nov. 19, 2011
Tevin Washington	104 / 144	Clemson	Oct. 6, 2012
Vad Lee	112 / 169	at North Carolina	Nov. 10, 2012
Justin Thomas	137 / 188	Georgia Southern	Sept. 13, 2014
Justin Thomas	165 / 125	at Virginia Tech	Sept. 20, 2014
Justin Thomas	104 / 134	vs. Florida State	Dec. 6, 2014
Justin Thomas	121 / 125	vs. Miss. State	Dec. 31, 2014
Justin Thomas	195 / 264	Duke	Oct. 29, 2016
TaQuon Marshall	249 / 120	vs. Tennessee (2OT)	Sept. 4, 2017
TaQuon Marshall	143 / 179	at Virginia	Nov. 4, 2017
TaQuon Marshall	183 / 113	at USF	Sept. 8, 2018

#### PASSING

##### 300-YARD PASSING GAMES (BY YARDS)

YDS	PLAYER	OPPONENT	DATE
486	George Godsey	Virginia	Nov. 10, 2001
454	George Godsey	Clemson	Oct. 28, 2000
416	Darrell Gast	Duke	Oct. 31, 1987
387	Joe Hamilton	Florida State	Sept. 11, 1999
387	Joe Hamilton	Maryland	Sept. 30, 1999
371	Eddie McAshan	Rice	Sept. 30, 1972
361	Mike Kelley	Navy	Nov. 17, 1979
354	George Godsey	Maryland	Nov. 18, 2000
341	Joe Hamilton	Georgia (OT)	Nov. 27, 1999
337	Joe Hamilton	Virginia	Nov. 8, 1997
333	Mike Kelley	Georgia	Nov. 29, 1980
333	George Godsey	Wake Forest	Oct. 14, 2000
326	Taylor Bennett	West Virginia	Jan. 1, 2007
324	Joe Hamilton	Duke	Oct. 16, 1999
323	George Godsey	Virginia	Nov. 9, 2000
322	Joe Hamilton	Clemson	Nov. 13, 1999
320	George Godsey	Maryland (OT)	Oct. 11, 2001
320	Reggie Ball	North Carolina	Sept. 10, 2005
319	Kim King	Virginia	Nov. 13, 1965
317	Rick Strom	The Citadel	Sept. 12, 1987
313	Tommy Luginbill	North Carolina	Oct. 8, 1994
310	Tommy Luginbill	Virginia	Oct. 15, 1994
309	Taylor Bennett	Maryland	Oct. 6, 2007
305	Shawn Jones	Georgia	Nov. 28, 1992
303	Joe Hamilton	North Carolina	Sept. 26, 1998

##### 300-YARD PASSING GAMES (BY DATE)

YDS	PLAYER	OPPONENT	DATE
319	Kim King	Virginia	Nov. 13, 1965
371	Eddie McAshan	Rice	Sept. 30, 1972
361	Mike Kelley	Navy	Nov. 17, 1979
333	Mike Kelley	Georgia	Nov. 29, 1980
317	Rick Strom	The Citadel	Sept. 12, 1987
416	Darrell Gast	Duke	Oct. 31, 1987
305	Shawn Jones	Georgia	Nov. 28, 1992
313	Tommy Luginbill	North Carolina	Oct. 8, 1994
310	Tommy Luginbill	Virginia	Oct. 15, 1994
337	Joe Hamilton	Virginia	Nov. 8, 1997
303	Joe Hamilton	North Carolina	Sept. 26, 1998
387	Joe Hamilton	Florida State	Sept. 11, 1999
387	Joe Hamilton	Maryland	Sept. 30, 1999
324	Joe Hamilton	Duke	Oct. 16, 1999
322	Joe Hamilton	Clemson	Nov. 13, 1999
341	Joe Hamilton	Georgia (OT)	Nov. 27, 1999
333	George Godsey	Wake Forest	Oct. 14, 2000
454	George Godsey	Clemson	Oct. 28, 2000
323	George Godsey	Virginia	Nov. 9, 2000
354	George Godsey	Maryland	Nov. 18, 2000
320	George Godsey	Maryland (OT)	Oct. 11, 2001
486	George Godsey	Virginia	Nov. 10, 2001
320	Reggie Ball	North Carolina	Sept. 10, 2005
326	Taylor Bennett	West Virginia	Jan. 1, 2007
309	Taylor Bennett	Maryland	Oct. 6, 2007



**RECEIVING****100-YARD RECEIVING GAMES (BY YARDS)**

YDS	PLAYER	OPPONENT	DATE
243	Dez White	Virginia	Oct. 17, 1998
230	Demaryius Thomas	Duke	Oct. 4, 2008
223	Derrick Steagall	Virginia	Nov. 8, 1997
215	Dez White	Maryland	Sept. 30, 1999
209	Kelly Campbell	Clemson	Oct. 28, 2000
203	Kelly Campbell	North Carolina (OT)	Oct. 9, 1999
203	Kris Kentera	Navy	Nov. 17, 1979
202	Buck Martin	Auburn	Oct. 20, 1951
198	John Sias	Navy	Nov. 9, 1968
194	Jonathan Smith	Wake Forest	Oct. 11, 2003
193	Greg Lester	Duke	Oct. 31, 1987
193	Kelly Campbell	Syracuse	Aug. 26, 2001
190	Kelly Campbell	Duke	Oct. 16, 1999
186	Calvin Johnson	West Virginia	Jan. 1, 2007
181	Stephen Hill	Western Carolina	Sept. 1, 2011
176	Jason McGill	Maryland	Oct. 10, 1992
174	Demaryius Thomas	Mississippi State	Oct. 3, 2009
172	Will Glover	Virginia	Nov. 10, 2001
171	Craig Baynham	Virginia	Nov. 13, 1965
171	Dez White	North Carolina	Sept. 26, 1998
170	Jonathan Smith	Clemson	Sept. 20, 2003
168	Calvin Johnson	NC State	Nov. 4, 2006
165	Calvin Johnson	Virginia	Sept. 21, 2006
165	Dez White	Georgia (OT)	Nov. 27, 1999
164	Drew Hill	Notre Dame	Nov. 18, 1978
161	Kerry Watkins	Virginia	Nov. 10, 2001
155	Greg Smith	North Carolina	Nov. 17, 2007
155	Jonathan Smith	NC State	Oct. 4, 2003
155	Will Glover	Wake Forest	Nov. 17, 2001
154	Drew Hill	Duke	Sept. 9, 1978
151	Stephen Hill	North Carolina	Sept. 24, 2011
148	John Sias	Tennessee	Oct. 14, 1967
147	Kerry Watkins	Maryland	Nov. 18, 2000
147	Kelly Campbell	Wake Forest	Oct. 14, 2000
146	Jimmy Robinson	Rice	Sept. 30, 1972
144	John Sias	TCU	Sept. 30, 1967
143	John Sias	Duke	Nov. 2, 1968
142	Charlie Rogers	UCF	Oct. 26, 1996
141	Kelly Campbell	Florida State	Sept. 11, 1999
140	Harvey Middleton	Georgia	Nov. 29, 1997
139	Kerry Watkins	Clemson	Sept. 14, 2002
139	Demaryius Thomas	Maryland	Oct. 6, 2007
138	Jimmy Robinson	Michigan State	Sept. 23, 1972
136	James Johnson	Virginia Tech	Nov. 1, 2007
135	Kelly Campbell	Clemson	Nov. 13, 1999
133	Calvin Johnson	Maryland	Oct. 7, 2006
133	Demaryius Thomas	Miami	Sept. 17, 2009
132	Steve Harkey	South Carolina	Sept. 12, 1970
132	DeAndre Smelter	Wofford	Aug. 30, 2014
131	Damarius Bilbo	North Carolina	Sept. 10, 2005
131	Calvin Johnson	Connecticut	Nov. 13, 2004
131	Mark Fields	Rice	Sept. 30, 1972
130	Calvin Johnson	NC State	Oct. 6, 2005
129	Harvey Middleton	Duke	Sept. 26, 1996
129	Dez White/Notre	Dame	Jan. 1, 1999
127	Kelly Campbell	Duke	Oct. 21, 2000
127	Kerry Watkins	Maryland	Oct. 17, 2002
127	Calvin Johnson	Clemson	Sept. 11, 2004
127	Demaryius Thomas	Georgia	Nov. 28, 2009
126	Gary Williams	Georgia	Nov. 27, 1965
126	Harvey Middleton	Duke	Oct. 7, 1995
126	Stephen Hill	Middle Tennessee	Sept. 10, 2011

YDS	PLAYER	OPPONENT	DATE
125	Derrick Steagall	Duke	Nov. 15, 1997
123	Calvin Johnson	Virginia Tech	Sept. 24, 2005
122	Marlon Heggs	Tulane	Oct. 25, 1980
122	Gary Lee	Georgia	Nov. 29, 1986
121	Leon Chadwick	Notre Dame	Oct. 6, 1979
121	Jonathan Smith	BYU	Aug. 28, 2003
120	Jimmy Robinson	Tulane	Oct. 27, 1973
119	Bobby Rodriguez	Georgia	Dec. 1, 1990
117	Calvin Johnson	Wake Forest	Dec. 2, 2006
117	Embry Peeples	Vanderbilt	Oct. 31, 2009
116	Charlie Simmons	Duke	Oct. 30, 1993
115	Billy Williamson	Georgia	Dec. 2, 1961
115	Calvin Johnson	Virginia Tech	Sept. 30, 2006
114	Dez White	Florida State	Sept. 11, 1999
114	Calvin Johnson	North Carolina	Sept. 10, 2005
114	Darren Waller	vs. Mississippi State	Dec. 31, 2014
113	Jimmy Robinson	South Carolina	Sept. 15, 1973
113	Mike Sheridan	Maryland	Nov. 11, 1996
112	Billy Martin	Florida State	Nov. 9, 1963
112	Ken Whisenhunt	Duke	Nov. 3, 1984
112	Keenan Walker	NC State	Oct. 3, 1992
112	Bobby Rodriguez	Wake Forest	Nov. 14, 1992
112	Derrick Steagall	West Virginia	Dec. 29, 1997
111	Kris Kentera	Auburn	Oct. 20, 1979
111	Harvey Middleton	NC State	Oct. 11, 1997
111	Calvin Johnson	Notre Dame	Sept. 2, 2006
111	Clinton Lynch	South Florida	Sept. 8, 2018
110	Dez White	Duke	Oct. 3, 1998
109	Harvey Middleton	Maryland	Nov. 22, 1997
108	Jonathan Smith	The Citadel	Sept. 1, 2001
108	Kelly Campbell	Maryland (OT)	Oct. 11, 2001
108	Jonathan Smith	Georgia	Nov. 29, 2003
108	Calvin Johnson	Virginia	Nov. 20, 2004
108	Orwin Smith	Kansas	Sept. 17, 2011
107	Greg Lester	Auburn	Oct. 17, 1987
107	Greg Lester	Boston College	Sept. 14, 1991
107	Harvey Middleton	Navy	Nov. 23, 1996
107	Harvey Middleton	Wake Forest	Sept. 20, 1997
107	DeAndre Smelter	Virginia	Nov. 1, 2014
106	Harvey Middleton	Clemson	Oct. 19, 1996
106	Harvey Middleton	Duke	Nov. 15, 1997
106	Kelly Campbell	Stanford	Dec. 27, 2001
106	DeAndre Smelter	Georgia Southern	Sept. 13, 2014
105	Marlon Heggs	Georgia	Nov. 29, 1980
105	Derrick Steagall	Wake Forest	Nov. 13, 1993
105	Harvey Middleton	Clemson	Sept. 27, 1997
105	Nate Curry	Syracuse	Dec. 21, 2004
104	Jonathan Smith	Duke	Nov. 8, 2003
103	Bill Sennett	Tulane	Sept. 18, 1954
103	John Sias	Auburn	Oct. 19, 1968
103	Damarius Bilbo	Utah	Dec. 29, 2005
103	Robert Godhigh	Clemson	Nov. 14, 2013
103	Ricky Jeune	Virginia	Oct. 31, 2015
102	John Hicks	VMI	Nov. 10, 1951
102	Billy Williamson	Penn State	Dec. 30, 1961
102	Derrick Steagall	Furman	Sept. 11, 1993
102	Kerry Watkins	Wake Forest	Oct. 5, 2002
101	John Sias	Miami	Sept. 28, 1968
101	Demaryius Thomas	Jacksonville State	Sept. 5, 2009
101	DeAndre Smelter	at Virginia Tech	Sept. 20, 2014
100	John Sias	Tulane	Oct. 26, 1968
100	Dez White	Miami	Jan. 1, 2000
100	Levon Thomas	Clemson	Sept. 11, 2004

**100-YARD RECEIVING GAMES (BY DATE)**

<b>YDS</b>	<b>PLAYER</b>	<b>OPPONENT</b>	<b>DATE</b>	<b>YDS</b>	<b>PLAYER</b>	<b>OPPONENT</b>	<b>DATE</b>
202	Buck Martin	Auburn	Oct. 20, 1951	190	Kelly Campbell	Duke	Oct. 16, 1999
102	John Hicks	VMI	Nov. 10, 1951	135	Kelly Campbell	Clemson	Nov. 13, 1999
103	Bill Sennett	Tulane	Sept. 18, 1954	165	Dez White	Georgia (OT)	Nov. 27, 1999
115	Billy Williamson	Georgia	Dec. 2, 1961	100	Dez White	Miami	Jan. 1, 2000
102	Billy Williamson	Penn State	Dec. 30, 1961	147	Kelly Campbell	Wake Forest	Oct. 14, 2000
112	Billy Martin	Florida State	Nov. 9, 1963	127	Kelly Campbell	Duke	Oct. 21, 2000
171	Craig Baynham	Virginia	Nov. 13, 1965	209	Kelly Campbell	Clemson	Oct. 28, 2000
126	Gary Williams	Georgia	Nov. 27, 1965	147	Kerry Watkins	Maryland	Nov. 18, 2000
144	John Sias	TCU	Sept. 30, 1967	193	Kelly Campbell	Syracuse	Aug. 26, 2001
148	John Sias	Tennessee	Oct. 14, 1967	108	Jonathan Smith	The Citadel	Sept. 1, 2001
101	John Sias	Miami	Sept. 28, 1968	108	Kelly Campbell	Maryland (OT)	Oct. 11, 2001
103	John Sias	Auburn	Oct. 19, 1968	172	Will Glover	Virginia	Nov. 10, 2001
100	John Sias	Tulane	Oct. 26, 1968	161	Kerry Watkins	Virginia	Nov. 10, 2001
143	John Sias	Duke	Nov. 2, 1968	155	Will Glover	Wake Forest	Nov. 17, 2001
198	John Sias	Navy	Nov. 9, 1968	106	Kelly Campbell	Stanford	Dec. 27, 2001
132	Steve Harkey	South Carolina	Sept. 12, 1970	139	Kerry Watkins	Clemson	Sept. 14, 2002
138	Jimmy Robinson	Michigan State	Sept. 23, 1972	102	Kerry Watkins	Wake Forest	Oct. 5, 2002
146	Jimmy Robinson	Rice	Sept. 30, 1972	127	Kerry Watkins	Maryland	Oct. 17, 2002
131	Mark Fields	Rice	Sept. 30, 1972	121	Jonathan Smith	BYU	Aug. 28, 2003
113	Jimmy Robinson	South Carolina	Sept. 15, 1973	170	Jonathan Smith	Clemson	Sept. 20, 2003
111	Kris Kentera	Auburn	Oct. 20, 1979	155	Jonathan Smith	NC State	Oct. 4, 2003
120	Jimmy Robinson	Tulane	Oct. 27, 1973	194	Jonathan Smith	Wake Forest	Oct. 11, 2003
154	Drew Hill	Duke	Sept. 9, 1978	104	Jonathan Smith	Duke	Nov. 8, 2003
164	Drew Hill	Notre Dame	Nov. 18, 1978	108	Jonathan Smith	Georgia	Nov. 29, 2003
121	Leon Chadwick	Notre Dame	Oct. 6, 1979	127	Calvin Johnson	Clemson	Sept. 11, 2004
203	Kris Kentera	Navy	Nov. 17, 1979	100	Levon Thomas	Clemson	Sept. 11, 2004
122	Marlon Hegggs	Tulane	Oct. 25, 1980	131	Calvin Johnson	Connecticut	Nov. 13, 2004
105	Marlon Hegggs	Georgia	Nov. 29, 1980	108	Calvin Johnson	Virginia	Nov. 20, 2004
112	Ken Whisenhunt	Duke	Nov. 3, 1984	105	Nate Curry	Syracuse	Dec. 21, 2004
122	Gary Lee	Georgia	Nov. 29, 1986	131	Damarius Bilbo	North Carolina	Sept. 10, 2005
107	Greg Lester	Auburn	Oct. 17, 1987	114	Calvin Johnson	North Carolina	Sept. 10, 2005
193	Greg Lester	Duke	Oct. 31, 1987	123	Calvin Johnson	Virginia Tech	Sept. 24, 2005
119	Bobby Rodriguez	Georgia	Dec. 1, 1990	130	Calvin Johnson	NC State	Oct. 6, 2005
107	Greg Lester	Boston College	Sept. 14, 1991	103	Damarius Bilbo	Utah	Dec. 29, 2005
112	Keenan Walker	NC State	Oct. 3, 1992	111	Calvin Johnson	Notre Dame	Sept. 2, 2006
176	Jason McGill	Maryland	Oct. 10, 1992	165	Calvin Johnson	Virginia	Sept. 21, 2006
112	Bobby Rodriguez	Wake Forest	Nov. 14, 1992	115	Calvin Johnson	Virginia Tech	Sept. 30, 2006
102	Derrick Steagall	Furman	Sept. 11, 1993	133	Calvin Johnson	Maryland	Oct. 7, 2006
116	Charlie Simmons	Duke	Oct. 30, 1993	168	Calvin Johnson	NC State	Nov. 4, 2006
105	Derrick Steagall	Wake Forest	Nov. 13, 1993	117	Calvin Johnson	Wake Forest	Dec. 2, 2006
126	Harvey Middleton	Duke	Oct. 7, 1995	186	Calvin Johnson	West Virginia	Jan. 1, 2007
129	Harvey Middleton	Duke	Sept. 26, 1996	139	Demaryius Thomas	Maryland	Oct. 6, 2007
106	Harvey Middleton	Clemson	Oct. 19, 1996	136	James Johnson	Virginia Tech	Nov. 1, 2007
142	Charlie Rogers	UCF	Oct. 26, 1996	155	Greg Smith	North Carolina	Nov. 17, 2007
113	Mike Sheridan	Maryland	Nov. 11, 1996	230	Demaryius Thomas	Duke	Oct. 4, 2008
107	Harvey Middleton	Navy	Nov. 23, 1996	101	Demaryius Thomas	Jacksonville State	Sept. 5, 2009
107	Harvey Middleton	Wake Forest	Sept. 20, 1997	133	Demaryius Thomas	Miami	Sept. 17, 2009
105	Harvey Middleton	Clemson	Sept. 27, 1997	174	Demaryius Thomas	Mississippi State	Oct. 3, 2009
111	Harvey Middleton	NC State	Oct. 11, 1997	117	Embry Peoples	Vanderbilt	Oct. 31, 2009
223	Derrick Steagall	Virginia	Nov. 8, 1997	127	Demaryius Thomas	Georgia	Nov. 28, 2009
125	Derrick Steagall	Duke	Nov. 15, 1997	181	Stephen Hill	Western Carolina	Sept. 1, 2011
106	Harvey Middleton	Duke	Nov. 15, 1997	126	Stephen Hill	Middle Tennessee	Sept. 10, 2011
109	Harvey Middleton	Maryland	Nov. 22, 1997	108	Orwin Smith	Kansas	Sept. 17, 2011
140	Harvey Middleton	Georgia	Nov. 29, 1997	151	Stephen Hill	North Carolina	Sept. 24, 2011
112	Derrick Steagall	West Virginia	Dec. 29, 1997	103	Robert Godhigh	Clemson	Nov. 14, 2013
171	Dez White	North Carolina	Sept. 26, 1998	132	DeAndre Smelter	Wofford	Aug. 30, 2014
110	Dez White	Duke	Oct. 3, 1998	106	DeAndre Smelter	Georgia Southern	Sept. 13, 2014
243	Dez White	Virginia	Oct. 17, 1998	101	DeAndre Smelter	at Virginia Tech	Sept. 20, 2014
129	Dez White	Notre Dame	Jan. 1, 1999	107	DeAndre Smelter	Virginia	Nov. 1, 2014
141	Kelly Campbell	Florida State	Sept. 11, 1999	114	Darren Waller	vs. Mississippi State	Dec. 31, 2014
114	Dez White	Florida State	Sept. 11, 1999	103	Ricky Jeune	Virginia	Oct. 31, 2015
215	Dez White	Maryland	Sept. 30, 1999	111	Clinton Lynch	South Florida	Sept. 8, 2018
203	Kelly Campbell	North Carolina (OT)	Oct. 9, 1999				

**PLAYERS WITH RUSHING & RECEIVING TOUCHDOWNS, SAME GAME**

PLAYER	OPPONENT	DATE
Stanley Flowers	Georgia	Dec. 1, 1956
Taz Anderson	Tennessee	Oct. 10, 1959
Chuck Graning	Kentucky	Sept. 17, 1960
Billy Williamson	Georgia	Dec. 2, 1961
Brent Cunningham	Miami	Sept. 26, 1970
Brent Cunningham	Duke	Oct. 31, 1970
Thomas Lang	Tulane	Oct. 23, 1971
Steven Raible	Florida State	Oct. 4, 1975
Drew Hill	Auburn	Oct. 15, 1977
Robert Lavette	Georgia	Nov. 26, 1983
Jerry Mays	Auburn	Oct. 19, 1985
Cory Collier	Wake Forest	Nov. 16, 1985
Malcolm King	The Citadel	Sept. 12, 1987
Howard Edwards	VMI	Nov. 5, 1988
Jerry Mays	NC State	Sept. 9, 1989
Jerry Mays	Clemson	Oct. 14, 1989
Jerry Mays	Wake Forest	Nov. 18, 1989
Jerry Mays	Georgia	Dec. 2, 1989
William Bell	Chattanooga	Sept. 22, 1990
Jerry Gilchrist	Virginia	Nov. 3, 1990
Bobby Rodriguez	Wake Forest	Nov. 17, 1990
William Bell	Nebraska	Jan. 1, 1991
Dorsey Levens	Baylor	Nov. 6, 1993
C.J. Williams	NC State	Nov. 11, 1995
C.J. Williams	NC State	Sept. 7, 1996
Charlie Rogers	UCF	Oct. 26, 1996
Kelly Campbell	NC State	Oct. 30, 1999
Joe Burns	North Carolina	Sept. 30, 2000
Kelly Campbell	Duke	Oct. 21, 2000
Kelly Campbell	Virginia	Nov. 9, 2000
Kelly Campbell	Stanford	Dec. 27, 2001
P.J. Daniels	Samford	Sept. 4, 2004
Calvin Johnson	Syracuse	Dec. 21, 2004
Roddy Jones	Kansas	Sept. 17, 2011
Orwin Smith	Kansas	Sept. 17, 2011
Robert Godhigh	at North Carolina	Nov. 10, 2012
David Sims	Elon	Aug. 31, 2013
DeAndre Smelter	at North Carolina	Oct. 18, 2014
Qua Searcy	Tulane	Sept. 12, 2015
Patrick Skov	at Notre Dame	Sept. 19, 2015
Clinton Lynch	at Virginia	Oct. 31, 2015

**TWO 100-YARD RECEIVERS, SAME GAME**

PLAYERS, YARDS	OPPONENT	DATE
Jimmy Robinson, 146      Mark Fields, 131	Rice	Sept. 30, 1972
Derrick Steagall, 125      Harvey Middleton, 106	Duke	Nov. 15, 1997
Kelly Campbell, 141      Dez White, 114	Florida State	Sept. 11, 1999
Will Glover, 172      Kerry Watkins, 161	Virginia	Nov. 10, 2001
Calvin Johnson, 127      Levon Thomas, 100	Clemson	Sept. 11, 2004
Damarius Bilbo, 131      Calvin Johnson, 114	North Carolina	Sept. 10, 2005

**PLAYERS WITH 100 YARDS RUSHING & RECEIVING, SAME GAME**

PLAYER	RUSH / REC	OPPONENT	DATE
Orwin Smith	157 / 108	Kansas	Sept. 17, 2011
Robert Godhigh	126 / 103	at Clemson	Nov. 14, 2013

**PLAYERS TO THROW AND CATCH TOUCHDOWN IN SAME GAME**

PLAYER	OPPONENT	DATE
Joe Delany	Tulane	Oct. 27, 1956
Joe Hamilton	Notre Dame	Jan. 1, 1999
Jonathan Smith	North Carolina	Nov. 15, 2003
Taylor Bennett	North Carolina	Nov. 17, 2007

**GAMES****MOST GAMES PLAYED****SEASON**

14 – 2006 (9-5), 2009 (11-3), 2012 (7-7), 2014 (11-3)

**MOST GAMES WON (OVERALL)****SEASON**

12 – 1952 (12-0)

**MOST GAMES WON (ACC)****SEASON**

7 – 1998 (7-1), 2006 (7-1), 2009 (7-1)

**MOST GAMES LOST (OVERALL)****SEASON**

10 – 1981 (1-10), 1994 (1-10)

**MOST GAMES LOST (ACC)****SEASON**

8 – 1994 (0-8)

**SCORING****MOST POINTS SCORED****GAME**

70 – vs. Navy (Sept. 8, 2001)  
vs. Elon (Aug. 31, 2013)

**ACC**

68 – at North Carolina  
(Nov. 10, 2012)

**HISTORIC**

222 – vs. Cumberland (Oct. 7, 1916)

**HALF**

52 (1st) – vs. Alabama A&M (Nov. 23, 2013)

**ACC**

40 (2nd) – at North Carolina  
(Nov. 10, 2012)

**HISTORIC**

126 (1st) – vs. Cumberland  
(Oct. 7, 1916)

**QUARTER**

34 (1st) – vs. Alcorn State (Sept. 3, 2015)

**ACC**

30 (3rd) – at North Carolina  
(Nov. 10, 2012)

**HISTORIC**

63 (1st) – vs. Cumberland  
(Oct. 7, 1916)  
63 (2nd) – vs. Cumberland  
(Oct. 7, 1916)

**SEASON**

530 – 2014

**HISTORIC**

491 – 1917

**LARGEST MARGIN OF VICTORY****GAME**

70 [70-0] – vs. Elon (Aug. 31, 2013)

**ACC**

56 [56-0] – vs. Syracuse  
(Oct. 19, 2013)

**HISTORIC**

222 [222-0] – vs. Cumberland  
(Oct. 7, 1916)

**LARGEST HALFTIME LEAD****GAME**

52 [52-0] – vs. Alabama A&M  
(Nov. 23, 2013)

**ACC**

38 [38-0] – vs. Duke  
(Sept. 26, 1996)

**HISTORIC**

126 [126-0] – vs. Cumberland  
(Oct. 7, 1916)

**LARGEST MARGIN OF DEFEAT****GAME**

55 [14-69] – vs. Notre Dame (Nov. 5, 1977)

**ACC**

51 [0-51] – vs. Florida State  
(Oct. 2, 1993)

**MOST POINTS PER GAME****SEASON**

40.7 – 1999

**HISTORIC**

66.0 – 1918

**MOST POINTS ALLOWED****GAME**

69 – vs. Notre Dame (Nov. 5, 1977)

**ACC**

55 – vs. Virginia (Sept. 19, 1992)

**HISTORIC**

94 – vs. Auburn (Nov. 17, 1894)

**SEASON**

396 – 2012

**FEWEST POINTS ALLOWED****GAME**

0 – many times, most recently:  
vs. Alcorn State (2018)

**ACC**

0 – seven times, most recently:  
vs. Syracuse (2013)

**SEASON**

33 – 1956

**HISTORIC**

5 – 1901

**FEWEST POINTS ALLOWED PER GAME****SEASON**

3.3 – 1956

**HISTORIC**

1.0 – 1901

**MOST TOUCHDOWNS****GAME**

10 – vs. Navy (Sept. 8, 2001)  
vs. Elon (Aug. 31, 2013)  
vs. Alcorn State (Sept. 3, 2015)

**ACC**

9 – vs. Wake Forest (Nov. 21, 1998)  
at North Carolina (Nov. 10, 2012)

**HISTORIC**

32 – vs. Cumberland (Oct. 7, 1916)

**SEASON**

72 – 2014

**MOST RUSHING TOUCHDOWNS****GAME**

9 – vs. Samford (Sept. 8, 2007)

**ACC**

7 – five times, most recently  
at Pittsburgh (Oct. 25, 2014)

**HISTORIC**

32 – vs. Cumberland (Oct. 7, 1916)

**SEASON**

48 – 2012

**MOST PASSING TOUCHDOWNS****GAME**

5 – vs. Rice (Sept. 30, 1972)

vs. Clemson (Nov. 13, 1999)

vs. Duke (Nov. 18, 2006)

**ACC**

5 – vs. Clemson (Nov. 13, 1999),  
vs. Duke (Nov. 18, 2006)

**SEASON**

29 – 1999

**MOST DEFENSIVE TOUCHDOWNS****GAME**

2 – nine times, most recently:  
at NC State (Nov. 8, 2014)

**ACC**

2 – vs. Wake Forest (Nov. 17, 1990)  
vs. Duke (Sept. 26, 1996)  
vs. NC State (Oct. 10, 1998)  
at NC State (Nov. 8, 2014)

**SEASON**

7 – 1998

**MOST FUMBLE RETURNS FOR TD****GAME**

1 – 34 times, most recently:  
vs. Alcorn State (Sept. 1, 2018)

**SEASON**

7 – 1998\* NCAA RECORD

**MOST PUNT RETURNS FOR TD****GAME**

2 – vs. Navy (Oct. 23, 1965)

**SEASON**

3 – 1965

**MOST KICKOFF RETURNS FOR TD****GAME**

1 – 16 times, most recently:  
at Georgia (Nov. 24, 2018)

**SEASON**

2 – 1978, 2012

**MOST INTERCEPTION RETURNS FOR TD****GAME**

2 – vs. Tulane (Oct. 22, 1966)  
vs. Samford (Sept. 9, 2006)  
vs. Elon (Aug. 31, 2013)

**SEASON**

5 – 2014

**MOST TWO-POINT CONVERSIONS****GAME**

3 – vs. Duke (Nov. 2, 1968)

**ACC**

2 – vs. Wake Forest (Nov. 20, 1999)

**SEASON**

4 – 1968

**MOST TWO-POINT ATTEMPTS****GAME**

4 – vs. Georgia (Nov. 27, 1975)

**ACC**

3 – vs. Clemson (Sept. 29, 2001)

vs. Virginia (Nov. 10, 2001)

**SEASON**

7 – 2001

**MOST SAFETIES RECORDED****GAME**

1 – 20 times, most recently:

vs. Virginia (Nov. 17, 2018)

**SEASON**

2 – 1951, 1952, 1953, 1991

**MOST SAFETIES ALLOWED****GAME**

2 – vs. South Carolina (Sept. 11, 1971)

**ACC**

1 – multiple times, most recently:

at Virginia (Nov. 4, 2017)

**SEASON**

2 – 1971

**MOST PLAYERS TO SCORE TD****GAME**

9 – vs. Elon (Aug. 31, 2013)

**MOST PLAYERS TO RUSH FOR TD****GAME**

6 – seven times, most recently:

vs. Tulane (Sept. 12, 2015)

**MOST PLAYERS TO CATCH TD****GAME**

4 – vs. Clemson (Nov. 13, 1999)

vs. Georgia (Nov. 27, 1999)

**MOST PLAYERS TO THROW TD****GAME**

3 – vs. Tulane (Oct. 27, 1956)

vs. North Carolina (Nov. 17, 2007)

**RUSHING****MOST ATTEMPTS****GAME**

86 – vs. Virginia (Oct. 2, 1976),

vs. Tennessee (Sept. 4, 2017)

**ACC**

78 – at Virginia Tech

(Oct. 25, 2018)

**SEASON**

808 – 2012

**FEWEST ATTEMPTS****GAME**

19 – vs. Arizona (Sept. 1, 1994)

vs. North Carolina (Oct. 8, 1994)

**ACC**

19 – vs. North Carolina

(Oct. 8, 1994)

**SEASON**

349 – 1994

**MOST YARDS****GAME**

604 – vs. Kansas (Sept. 17, 2011)

**ACC**

542 – at Louisville (Oct. 5, 2018)

**SEASON**

4,789 – 2014

**MOST YARDS PER GAME****SEASON**

342.1 – 2014

**FEWEST YARDS****GAME**

-42 – vs. Notre Dame (Nov. 16, 1968)

**ACC**

5 – vs. Florida State (Nov. 5, 1994)

**SEASON**

629 – 1968

**FEWEST YARDS PER GAME****SEASON**

62.9 – 1968

**MOST YARDS PER ATTEMPT****SEASON**

6.06 – 2014 (790 attempts)

**PASSING****MOST ATTEMPTS****GAME**

63 – vs. Tennessee (Oct. 12, 1968)

**ACC**

57 – vs. Clemson (Oct. 28, 2000)

**SEASON**

413 – 2001

**FEWEST ATTEMPTS****GAME**

0 – vs. Notre Dame (Nov. 6, 1976),

vs. Tennessee (Oct. 8, 1977)

**ACC**

1 – at Virginia Tech

(Oct. 25, 2018)

**SEASON**

46 – 1975

**MOST COMPLETIONS****GAME**

39 – vs. Virginia (Nov. 10, 2001)

**ACC**

39 – vs. Virginia (Nov. 10, 2001)

**SEASON**

264 – 2001

**FEWEST COMPLETIONS****GAME**

0 – 14 times since 1953

**ACC**

0 – at Virginia Tech (Oct. 25, 2018)

**SEASON**

23 – 1977

**HIGHEST COMPLETION PERCENTAGE****GAME**

1.000 – four times

**ACC**

.880 [22-of-25] – vs. Florida State

(Sept. 11, 1999)

**SEASON**

.652 – 1999 [208-of-319]

**MOST YARDS****GAME**

486 – vs. Virginia (Nov. 10, 2001)

**ACC**

486 – vs. Virginia (Nov. 10, 2001)

**SEASON**

3,347 – 2001

**FEWEST YARDS****GAME**

0 – 14 times since 1953

**ACC**

0 – at Virginia Tech (Oct. 25, 2018)

**SEASON**

344 – 1977

**MOST YARDS PER GAME****SEASON**

283.4 – 1999

**MOST INTERCEPTIONS THROWN****GAME**

7 – vs. Wake Forest (Nov. 21, 1987)

**ACC**

7 – vs. Wake Forest (Nov. 21, 1987)

**SEASON**

23 – 1970

**MOST YARDS PER COMPLETION****GAME**

70.0 (2) – vs. Virginia Tech (Nov. 11, 2017)

**ACC**

70.0 (2) – vs. Virginia Tech

(Nov. 11, 2017)

**SEASON** [200+ ATTEMPTS]

17.75 – 2004

**SEASON** [150+ ATTEMPTS]

22.7 – 2009

**MOST YARDS PER ATTEMPT****GAME**

42.0 (1) – vs. Air Force (Oct. 1, 1977)

**ACC**

19.4 (11) – vs. Duke (Nov. 14,

2009)

**SEASON** [200+ ATTEMPTS]

9.8 – 1999

**SEASON** [150+ ATTEMPTS]

10.6 – 2009

**TOTAL OFFENSE****MOST PLAYS****GAME**

97 – vs. South Carolina (Sept. 12, 1970)  
vs. Clemson (Oct. 28, 2000)

**ACC**

97 – vs. Clemson (Oct. 28, 2000)

**SEASON**

1,002 – 2012

**MOST YARDS****GAME**

768 – vs. Kansas (Sept. 17, 2011)

**ACC**

627 – vs. Virginia (Nov. 9, 2000)

**SEASON**

6,671 – 2014

**FEWEST YARDS****GAME**

33 – vs. SMU (Oct. 3, 1953)

**ACC**

110 – vs. Florida State  
(Oct. 2, 1993)

**SEASON**

1,933 – 1957

**MOST YARDS PER GAME****SEASON**

509.0 – 1999

**FEWEST YARDS PER GAME****SEASON**

193.3 – 1957

**MOST YARDS PER PLAY****GAME**

13.5 – vs. Kansas (Sept. 17, 2011)

**ACC**

9.9 – vs. Duke (Oct. 29, 2016)

**SEASON**

6.81 – 1999

**FEWEST YARDS PER PLAY****GAME**

2.1 – vs. Alabama (Nov. 18, 1961)

vs. Notre Dame (Nov. 8, 1980)

**ACC**

2.2 – vs. Florida State (Oct. 2, 1993)

**MOST FIRST DOWNS****GAME**

34 – vs. Virginia (Nov. 9, 2000)

**ACC**

34 – vs. Virginia (Nov. 9, 2000)

**SEASON**

350 – 2014

**FEWEST FIRST DOWNS****GAME**

3 – vs. SMU (Oct. 3, 1953)

**ACC**

6 – vs. Virginia Tech (Sept. 24, 2005)

**SEASON**

109 – 1959

**MOST FIRST DOWNS BY RUSHING****GAME**

31 – at Virginia Tech (Oct. 25, 2018)

**ACC**

31 – at Virginia Tech (Oct. 25, 2018)

**SEASON**

259 – 2014

**MOST FIRST DOWNS BY PASSING****GAME**

22 – vs. Clemson (Oct. 28, 2000)

vs. Virginia (Nov. 10, 2001)

**ACC**

22 – vs. Clemson (Oct. 28, 2000)

vs. Virginia (Nov. 10, 2001)

**SEASON**

142 – 2000

**BIGGEST FIRST DOWN MARGIN****GAME**

+22 (28-6) – vs. Texas A&M

(Sept. 17, 1966)

**MOST THIRD-DOWN CONVERSIONS****GAME**

14 (of 19) – vs. Virginia (Nov. 9, 2000)

**MOST THIRD-DOWN ATTEMPTS****GAME**

23 – three times, most recently:

vs. Maryland (Oct. 11, 2001)

**FEWEST THIRD-DOWN CONVERSIONS****GAME**

0 (of 13) – vs. North Carolina (Oct. 4, 1980)

0 (of 10) – vs. BYU (Oct. 27, 2012)

**HIGHEST THIRD-DOWN PERCENTAGE****GAME**

.889 (8 of 9) – vs. Elon (Aug. 31, 2013)

**MOST FOURTH-DOWN CONVERSIONS****GAME**

5 – three times, most recently:

vs. Auburn (Oct. 18, 1986)

**MOST FOURTH-DOWN ATTEMPTS****GAME**

7 – vs. LSU (Oct. 13, 1956)

at Georgia (Nov. 24, 2012)

**HIGHEST TIME OF POSSESSION****GAME**

43:45 – vs. Boston College (Oct. 20, 2012)

**ACC**

43:45 – vs. Boston College

(Oct. 20, 2012)

**LOWEST TIME OF POSSESSION****GAME**

16:38 – vs. Alabama (Sept. 8, 1979)

**LONGEST SCORING DRIVE (PLAYS)****GAME**

20 – five times, most recently:

at Miami (Oct. 22, 2011)

**ACC**

20 – at Miami (Oct. 22, 2011)

**LONGEST SCORING DRIVE (TIME)****GAME**

10:47 (td) – vs. Virginia (Oct. 24, 2009)

**ACC**

10:47 (td) – vs. Virginia  
(Oct. 24, 2009)

**KICKING****MOST POINTS BY KICKING****GAME**

18 – vs. The Citadel (Sept. 18, 1982)

**HISTORIC**

30 – vs. Cumberland (Oct. 7, 1916)

**SEASON**

107 – 2007

**MOST FIELD GOALS MADE****GAME**

5 – vs. The Citadel (Sept. 18, 1982)

**ACC**

4 – vs. Florida State (Oct. 17, 1992)

vs. Clemson (Sept. 29, 2001)

vs. Virginia (Nov. 17, 2018)

**SEASON**

23 – 2007

**MOST FIELD GOALS ATTEMPTED****GAME**

7 – vs. NC State (Oct. 20, 2001)

**ACC**

7 – vs. NC State (Oct. 20, 2001)

**SEASON**

28 – 2001, 2007

**MOST FIELD GOALS MISSED****GAME**

5 – vs. NC State (Oct. 20, 2001)

**ACC**

5 – vs. NC State (Oct. 20, 2001)

**MOST PATs MADE****GAME**

10 – vs. Navy (Sept. 8, 2001)

vs. Elon (Aug. 31, 2013)

**ACC**

9 – vs. Wake Forest (Nov. 21, 1998)

at Louisville (Oct. 5, 2018)

**HISTORIC**

30 – vs. Cumberland (Oct. 7, 1916)

**SEASON**

65 – 2014

**MOST PATs ATTEMPTED****GAME**

10 – vs. Navy (Sept. 8, 2001)  
vs. Elon (Aug. 31, 2013)  
vs. Alcorn State (Sept. 3, 2015)

**ACC**

9 – vs. Wake Forest (Nov. 21, 1998)  
at Virginia Tech (Oct. 25, 2018)

**HISTORIC**

30 – vs. Cumberland (Oct. 7, 1916)

**SEASON**

66 – 2014

**MOST PATs MISSED****GAME**

3 – three times, most recently:  
vs. Duke (1993)

**PUNTING****MOST PUNTS****GAME**

12 – four times

**ACC**

12 – vs. Clemson (Sept. 26, 1987)  
vs. Florida State (Oct. 18, 1997)

**HISTORIC**

21 – vs. Florida (Nov. 19, 1938)

**SEASON**

89 – 1980

**HIGHEST PUNTING AVERAGE****GAME**

55.5 (2) – vs. Clemson (Sept. 29, 2001)

**ACC**

55.5 (2) – vs. Clemson  
(Sept. 29, 2001)

**SEASON**

45.64 – 1997

**HIGHEST NET PUNTING AVERAGE****SEASON**

40.96 – 1997

**KICK RETURNS****MOST RETURNS****GAME**

11 – vs. Notre Dame (Nov. 5, 1977)

**ACC**

9 – at Clemson (Nov. 14, 2013)

**SEASON**

54 – 2009

**MOST YARDS****GAME**

284 (11) – vs. Notre Dame (Nov. 5, 1977)

**ACC**

236 (6) – vs. Duke (Oct. 27, 1990)

**SEASON**

1,176 – 2009

**MOST YARDS PER RETURN****GAME**

60.5 (2) – vs. Tulane (Oct. 26, 1957)

**ACC**

52.0 (3) – vs. Maryland  
(Oct. 31, 1998)

**SEASON**

26.9 – 1957

**PUNT RETURNS****MOST RETURNS****GAME**

9 – vs. The Citadel (Sept. 1, 2001)

**ACC**

8 – vs. Duke (Oct. 6, 2001)  
vs. Florida State (Nov. 9, 2002)  
vs. Duke (Nov. 16, 2002)

**SEASON**

54 – 1952

**MOST YARDS****GAME**

294 (5) – vs. Navy (Oct. 23, 1965)

**ACC**

117 (6) – vs. Virginia (Oct. 17, 1998)

**SEASON**

564 – 1951

**MOST YARDS PER RETURN****GAME**

68.0 (2) – vs. South Carolina  
(Sept. 16, 1972)

**ACC**

42.0 (2) – vs. Virginia  
(Nov. 22, 2003),  
vs. Miami (Sept. 22, 2012)

**SEASON**

23.0 – 1965

**TURNOVERS****MOST TURNOVERS****GAME**

10 – vs. Duke (Oct. 30, 1976)

**ACC**

8 – vs. Wake Forest (Nov. 21, 1987)

**MOST FUMBLES****GAME**

9 – at Miami (Nov. 21, 2015)

**ACC**

9 – at Miami (Nov. 21, 2015)

**SEASON**

51 – 1951

**FEWEST FUMBLES****SEASON**

11 – 1985

**MOST FUMBLES LOST****GAME**

6 – vs. Tennessee (Oct. 12, 1968)

**ACC**

4 – vs. Wake Forest (Nov. 19, 1994)  
vs. North Carolina (Oct. 9, 1999)  
vs. North Carolina (Nov. 17, 2007)

**SEASON**

4 – 1955

**MOST OPPONENT FUMBLES****GAME**

9 – vs. Clemson (Sept. 28, 1963)

**ACC**

7 – at Pittsburgh (Oct. 25, 2014)

**SEASON**

28 – 2010

**MOST OPPONENT FUMBLES RECOVERED****GAME**

6 – vs. Furman (Sept. 2, 1995)  
vs. Tulsa (Jan. 4, 2004)  
at Pittsburgh (Oct. 25, 2014)

**ACC**

6 – at Pittsburgh (Oct. 25, 2014)

**SEASON**

15 – 2000, 2007

**HIGHEST TURNOVER MARGIN****SEASON**

18 – 2000

**HIGHEST TURNOVER MARGIN PER GAME****SEASON**

1.64 – 2000

**DEFENSE****MOST INTERCEPTIONS****GAME**

8 – vs. Saint Mary's (Jan. 1, 1947)  
vs. Georgia (Dec. 1, 1951)

**ACC**

4 – seven times

**SEASON**

30 – 1969

**MOST INTERCEPTION RETURN YARDS****GAME**

173 (3) – vs. Elon (Aug. 31, 2013)

**ACC**

137 (4) – vs. Wake Forest  
(Nov. 17, 1990)

**SEASON**

437 – 1972

**MOST SACKS****GAME**

11 – vs. Maryland (Oct. 6, 1990)  
vs. Maryland (Oct. 9, 1993)

**ACC**

11 – vs. Maryland (Oct. 6, 1990)  
vs. Maryland (Oct. 9, 1993)

**SEASON**

45 – 1990, 1991



**MOST SACK YARDS****GAME**

70 (7) – vs. Tulsa (Jan. 4, 2004)

**ACC**67 (10) – vs. Maryland  
(Oct. 9, 1993)**MOST TACKLES FOR LOSS****GAME**

19 – vs. Notre Dame (Sept. 1, 2007)

**ACC**17 – vs. Maryland (Nov. 22, 1997)  
vs. Clemson (Sept. 29, 2001)**MOST TOTAL OFFENSE YARDS ALLOWED****GAME**

667 – vs. Notre Dame (Nov. 5, 1977)

**ACC**636 – at North Carolina  
(Oct. 29, 2016)**SEASON**

5,758 – 2014

**FEWEST TOTAL OFFENSE YARDS****ALLOWED****GAME**

32 – vs. Florida (Sept. 14, 1963)

**ACC**

82 – vs. Maryland (Oct. 9, 2004)

**SEASON**

1,513 – 1948

**FEWEST YARDS ALLOWED PER GAME****SEASON**

151.3 – 1948

**MOST FIRST DOWNS ALLOWED****GAME**

38 – vs. Duke (Oct. 31, 1987)

**ACC**

38 – vs. Duke (Oct. 31, 1987)

**SEASON**

300 – 2014

**FEWEST FIRST DOWNS ALLOWED****GAME**2 – vs. Tulane (Oct. 21, 1933), vs. Duke  
(Oct. 29, 1955)**ACC**8 – vs. North Carolina (Oct. 5, 1985)  
vs. North Carolina (Sept. 26, 2009)**SEASON**

86 – 1948

**MOST RUSHING YARDS ALLOWED****GAME**

431 – vs. Georgia (Nov. 27, 1975)

**ACC**342 – vs. North Carolina  
(Oct. 2, 1982)  
vs. North Carolina (Oct. 8, 1994)**SEASON**

2,732 – 1982

**FEWEST RUSHING YARDS ALLOWED****GAME**

-56 – vs. Tulsa (Jan. 4, 2004)

**ACC**

-30 – vs. Maryland (Sept. 28, 1995)

**SEASON**

749 – 1948

**FEWEST RUSHING YARDS ALLOWED****PER GAME****SEASON**

74.9 – 1948

**MOST PASSING YARDS ALLOWED****GAME**

501 – vs. Wake Forest (Nov. 4, 1995)

**ACC**501 – vs. Wake Forest  
(Nov. 4, 1995)**SEASON**

3,412 – 2014

**FEWEST PASSING YARDS ALLOWED****GAME**

-3 – vs. South Carolina (Nov. 19, 1949)

**ACC**

39 – vs. NC State (Oct. 1, 1994)

**SEASON**

334 – 1957

**FEWEST YARDS ALLOWED PER GAME****SEASON**

33.4 – 1957

**MOST COMPLETIONS ALLOWED****GAME**

43 – at Virginia (Oct. 26, 2013)

**ACC**

43 – at Virginia (Oct. 26, 2013)

**SEASON**

282 – 2014

**FEWEST COMPLETIONS ALLOWED****GAME**0 – four times, most recently:  
vs. Georgia (Nov. 27, 1974)**ACC**3 – vs. Clemson (Oct. 13, 1990)  
vs. NC State (Oct. 1, 1994)**SEASON**

31 – 1957

**MOST OPPONENT PASS ATTEMPTS****GAME**

65 – vs. Wake Forest (Nov. 4, 1995)

**ACC**

65 – vs. Wake Forest (Nov. 4, 1995)

**SEASON**

461 – 2006

**FEWEST OPPONENT PASS ATTEMPTS****GAME**1 – vs. Alabama (Oct. 17, 1953)  
vs. Kentucky (Sept. 20, 1958)**ACC**

11 – vs. NC State (Oct. 1, 1994)

**SEASON**

73 – 1957

**SPECIAL TEAMS****MOST KICKS BLOCKED****GAME**2 – nine times, most recently:  
vs. Ole Miss (2013)**MOST PUNTS BLOCKED****GAME**2 – vs. Tulane (Oct. 28, 1961)  
vs. UConn (Nov. 13, 2004)**MOST FIELD GOALS BLOCKED****GAME**2 – three times, most recently:  
vs. Boston College (1991)**MOST PATs BLOCKED****GAME**

2 – vs. Notre Dame (Nov. 18, 1967)

**PENALTIES****MOST PENALTIES****GAME**

19 – vs. Florida State (Sept. 9, 2000)

**ACC**19 – vs. Florida State  
(Sept. 9, 2000)**SEASON**

95 – 2000

**FEWEST PENALTIES****GAME**0 – seven times, most recently:  
vs. Alcorn State (Sept. 3, 2015)**ACC**

0 – vs. Syracuse (Oct. 19, 2013)

**SEASON**

24 – 1964

**MOST PENALTY YARDS****GAME**

140 – vs. Florida State (Sept. 9, 2000)

**ACC**140 – vs. Florida State  
(Sept. 9, 2000)**SEASON**

792 – 2002

**FEWEST PENALTY YARDS****GAME**0 – seven times, most recently:  
vs. Alcorn State (Sept. 3, 2015)**ACC**

0 – vs. Syracuse (Oct. 19, 2013)

**SEASON**

211 – 1964

GAMES				OFFENSE				DEFENSE			
GAMES PLAYED				TOTAL OFFENSE				TOTAL DEFENSE			
	GP	YEAR	W-L	YPG	YARDS	GP	YEAR	YPG	YDS	GP	YEAR
1.	14	2006	9-5	1. 509.0	5,599	11	1999	1. 151.3	1,513	10	1948
	14	2009	11-3	2. 476.5	6,671	14	2014	2. 177.8	1,778	10	1957
	14	2012	7-7	3. 458.8	5,964	13	2011	3. 178.5	1,785	10	1961
	14	2014	11-3	4. 441.1	6,175	14	2012	4. 181.8	2,182	12	1952
5.	13	1991	8-5	5. 435.4	4,789	11	2000	5. 199.9	1,999	10	1955
	13	2001	8-5	6. 429.7	5,586	13	2013	6. 200.3	2,003	10	1956
	13	2002	7-6	7. 422.1	5,910	14	2009	7. 201.8	2,018	10	1958
	13	2003	7-6	8. 417.9	5,015	12	2001	8. 206.6	2,066	10	1966
	13	2008	9-4	9. 414.3	4,556	11	1984	9. 207.4	2,489	12	1951
	13	2010	6-7	10. 408.8	5,314	13	2018	10. 208.0	2,080	10	1963
	13	2011	8-5								
	13	2013	7-6								
	13	2016	9-4								
	13	2018	7-6								
GAMES WON				RUSHING OFFENSE				RUSHING DEFENSE			
	W	YEAR	W-L	YPG	YARDS	GP	YEAR	YPG	YDS	GP	YEAR
1.	12	1952	12-0	1. 342.1	4,789	14	2014	1. 74.9	749	10	1948
2.	11	1951	11-0-1	2. 329.7	3,637	11	1975	2. 91.2	1,003	11	1995
	11	1990	11-0-1	3. 325.0	4,225	13	2018	3. 94.5	1,039	11	2000
5.	11	2014	11-3	4. 323.3	4,203	13	2010	4. 94.9	949	10	1961
	10	1928	10-0	5. 316.5	4,114	13	2011	5. 100.2	1,002	10	1964
	10	1947	10-1	6. 311.2	4,357	14	2012	6. 100.5	1,307	13	2003
	10	1956	10-1	7. 307.4	3,381	11	2017	7. 102.4	1,024	10	1962
10.	10	1998	10-2	8. 299.3	3,891	13	2013	8. 103.9	1,247	12	2005
	10	2009*	10-3	9. 295.4	4,136	14	2009	9. 104.6	1,255	12	2004
	9	1917	9-0	10. 287.5	3,162	11	1974	10. 104.8	1,467	14	2006
	9	1942	9-2								
	9	1946	9-2								
	9	1953	9-2-1								
	9	1955	9-1-1								
	9	1966	9-2								
	9	1985	9-2-1								
	9	2000	9-3								
ACC GAMES WON				PASSING OFFENSE				PASSING DEFENSE			
	W	YEAR	W-L	YPG	YARDS	GP	YEAR	YPG	YDS	GP	YEAR
1.	7	1998	7-1	1. 283.4	3,117	11	1999	1. 33.4	334	10	1957
	7	2006	7-1	2. 278.9	3,347	12	2001	2. 57.1	571	10	1958
	7	2009	7-1	3. 271.1	2,982	11	2000	3. 58.7	587	10	1954
	6	1990	6-0-1	4. 245.6	2,702	11	1994	4. 65.8	658	10	1955
4.	6	2000	6-2	5. 237.6	2,376	10	1968	5. 69.0	828	12	1953
	6	2014	6-2	6. 234.5	2,580	11	1992	6. 71.9	719	10	1956
				7. 215.5	2,370	11	1997	7. 72.5	870	12	1952
				8. 212.3	2,547	12	1991	8. 74.3	743	10	1963

\* finished 11-3 in 14 games in 2009 but win in ACC Championship Game later vacated as part of NCAA sanctions

ACC GAMES WON				3.	46.8	421	9	1916	3.	1.9	17	9	1917
1.	W	YEAR	W-L	4.	40.7	448	11	1999	4.	2.2	20	9	1916
	7	1998	7-1	5.	40.0	360	9	1921	5.	2.3	21	9	1911
	7	2006	7-1	6.	37.9	530	14	2014	6.	3.0	24	8	1915
	7	2009	7-1	7.	35.5	391	11	1998	7.	3.3	33	10	1919
4.	6	1990	6-0-1	8.	35.1	456	13	2013		3.3	33	10	1956
	6	2000	6-2	9.	34.7	312	9	1920	9.	3.4	34	10	1904
	6	2014	6-2	10.	34.3	446	13	2011	10.	3.9	39	10	1927

## TURNOVERS

TURNOVER MARGIN				
AVG	+/-	DIFF.	GP	YEAR
1. +1.64	+18	30/12	11	2000
2. +1.50	+15	31/16	10	1956
3. +1.45	+16	46/30	11	1953
4. +1.27	+14	40/26	11	1990
5. +1.20	+12	25/13	10	1955
6. +1.18	+13	31/18	11	1986
7. +1.09	+12	34/22	11	1973
8. +1.00	+11	30/19	11	1984

## SCORING

## MOST POINTS SCORED

## GAME

PTS	OPPONENT	DATE
1. 70	Navy	Sept. 8, 2001
70	Elon	Aug. 31, 2013
3. 69	Samford	Sept. 8, 2007
69	Alcorn St.	Sept. 3, 2015
5. 68	North Carolina	Nov. 10, 2012
6. 66	Kansas	Sept. 17, 2011
66	Alabama A&M	Nov. 23, 2013
66	Louisville	Oct. 5, 2018
9. 65	Tulane	Sept. 12, 2015
10. 63	Wake Forest	Nov. 21, 1998
63	W. Carolina	Sept. 1, 2011
63	Bowling Green	Sept. 29, 2018

## HISTORIC

PTS	OPPONENT	DATE
1. 222	Cumberland	Oct. 7, 1916
2. 128	NC State	Nov. 18, 1918
3. 123	11th Cavalry	Oct. 19, 1918
4. 118	Furman	Oct. 12, 1918
5. 105	Mercer	Oct. 10, 1914

## HALF

PTS	OPPONENT	DATE
1. 52 (1st)	Alabama A&M	Nov. 23, 2013
2. 48 (1st)	Alcorn State	Sept. 3, 2015
3. 45 (1st)	Samford	Sept. 8, 2007
4. 42 (1st)	Navy	Sept. 8, 2001
42 (2nd)	vs. Tulsa	Jan. 4, 2004
42 (1st)	W. Carolina	Sept. 1, 2011
42 (2nd)	Kansas	Sept. 17, 2011
42 (1st)	Elon	Aug. 31, 2013
9. 40 (2nd)	North Carolina	Nov. 10, 2012
10. 38 (2nd)	Texas A&M	Sept. 17, 1966
38 (1st)	Duke	Sept. 26, 1996

## QUARTER

PTS	OPPONENT	DATE
1. 34 (1st)	Alcorn State	Sept. 3, 2015
2. 32 (4th)	Chattanooga	Nov. 9, 1985
3. 31 (2nd)	Vanderbilt	Aug. 31, 2002
4. 30 (3rd)	North Carolina	Nov. 10, 2012
5. 28	Eight times, most recently:	
(2nd)	Alabama A&M	Nov. 23, 2013

## HOME GAMES

PTS	OPPONENT	DATE
1. 70	Elon	Aug. 31, 2013
2. 69	Samford	Sept. 8, 2007
69	Alcorn State	Sept. 3, 2015
4. 66	Kansas	Sept. 17, 2011
66	Alabama A&M	Nov. 23, 2013
6. 65	Tulane	Sept. 12, 2015
7. 63	Wake Forest	Nov. 21, 1998
63	W. Carolina	Sept. 1, 2011
9. 59	NC State	Oct. 11, 1986
59	Presbyterian	Sept. 8, 2012

## ROAD GAMES

PTS	OPPONENT	DATE
1. 70	Navy	Sept. 8, 2001
2. 68	North Carolina	Nov. 10, 2012
3. 66	Louisville	Oct. 5, 2018
4. 56	Vanderbilt	Oct. 31, 2009
56	Pittsburgh	Oct. 25, 2014
56	NC State	Nov. 8, 2014
7. 49	Navy	Sept. 4, 1999
49	Florida State	Oct. 10, 2009
49	Duke	Nov. 14, 2009
49	Middle Tenn.	Sept. 10, 2011
49	vs. Miss. State	Dec. 31, 2014
49	Virginia Tech	Oct. 25, 2018

## VS. RANKED OPPONENTS

PTS	OPPONENT	DATE
1. 59	(17) NC State	Oct. 11, 1986
2. 51	(16) Georgia (OT)	Nov. 27, 1999
3. 49	(7) Miss. State	Dec. 31, 2014
4. 47	(23) NC State	Oct. 10, 1998
5. 45	(13) Nebraska	Jan. 1, 1991
45	(13) Georgia	Nov. 29, 2008
7. 41	(1) Virginia	Nov. 3, 1990
41	(6) Virginia	Oct. 17, 1998
41	(23) Miami	Nov. 20, 2008
41	(25) Tenn. (2OT)	Sept. 4, 2017

## FEWEST POINTS SCORED

## GAME

PTS	OPPONENT	DATE
1. 0	many times, most recently:	
	Florida State	Oct. 18, 1997

## IN A WIN

PTS	OPPONENT	DATE
1. 6	LSU	Oct. 8, 1960
6	Tennessee	Oct. 8, 1966
6	Georgia	Nov. 29, 1969
6	South Carolina	Oct. 7, 1978
6	Virginia Tech	Nov. 10, 1990
6. 7	Duke	Nov. 3, 1956
7	Auburn	Oct. 21, 1961
7	Alabama	Nov. 17, 1962
7	Auburn	Oct. 17, 1964
7	Tulane	Oct. 24, 1964
7	Maryland	Oct. 23, 2003
7	North Carolina	Nov. 11, 2006

## IN A TIE GAME

PTS	OPPONENT	DATE
1. 14	Florida State	Nov. 10, 1962
2. 17	Furman	Sept. 13, 1986
3. 20	Virginia	Oct. 13, 1984
4. 24	Clemson	Sept. 25, 1976
5. 36	Rice	Sept. 30, 1972

## HOME GAME

PTS	OPPONENT	DATE
1. 0	Tennessee	Nov. 10, 1956
0	SMU	Sept. 28, 1957
0	Auburn	Oct. 19, 1957
0	Florida	Nov. 23, 1957
0	Georgia	Nov. 30, 1957
6. 3	11 times	

## ROAD GAME

PTS	OPPONENT	DATE
1. 0	16 times, most recently:	
	Florida State	Oct. 18, 1997

## VS. UNRANKED OPPONENT

PTS	OPPONENT	DATE
1. 0	Florida	Nov. 23, 1957
0	Georgia	Nov. 30, 1957
0	Kentucky	Sept. 20, 1958
0	SMU	Oct. 25, 1958
0	LSU	Oct. 7, 1961
0	Georgia	Nov. 28, 1964
0	Duke	Nov. 2, 1974
0	South Carolina	Sept. 10, 1977
0	Tennessee	Oct. 13, 1979
0	Auburn	Oct. 16, 1982
0	NC State	Oct. 3, 1987

## LARGEST DEFICIT OVERCOME FOR WIN

DEF	OPPONENT	DATE
1. 21 (17-38)	Virginia	Oct. 17, 1998
2. 16 (12-28)	Georgia	Nov. 29, 2008
3. 14 (0-14)	Auburn	Oct. 19, 1968
14 (7-21)	Maryland	Oct. 7, 1989
14 (14-28)	Virginia	Nov. 3, 1990
14 (7-21)	Wake Forest	Nov. 13, 1993
7. 13 (0-13)	Tulane	Oct. 24, 1959
13 (6-19)	NC State	Nov. 11, 1995
13 (0-13)	N. Carolina	Oct. 9, 1999
13 (7-20)	N. Carolina	Sept. 21, 2013
13 (14-27)	Georgia	Nov. 26, 2016

## LARGEST HALFTIME DEFICIT OVERCOME, WIN

DEF	OPPONENT	DATE
1. 16 (12-28)	Georgia	Nov. 29, 2008
2. 14 (14-28)	Virginia	Nov. 3, 1990
14 (17-31)	Virginia	Oct. 17, 1998
4. 10 (7-17)	Wake Forest	Sept. 20, 1997
5. 9 (7-16)	Wake Forest	Nov. 4, 1995
6. 8 (7-15)	Clemson	Sept. 27, 1975
8 (13-21)	Wake Forest	Oct. 21, 2017
8. 7	14 times	

## LARGEST LEAD SURRENDERED, LOSS

LD	OPPONENT	DATE
1. 21 (21-0)	N. Carolina	Oct. 3, 2015
2. 20 (20-0)	Georgia	Dec. 2, 1978
20 (20-0)	Georgia	Nov. 30, 2013
4. 18 (35-17)	vs. W. Virginia	Jan. 1, 2007
5. 17 (27-10)	Auburn	Oct. 18, 1975
17 (20-3)	N. Carolina	Sept. 19, 1987
17 (24-7)	Virginia	Nov. 6, 1999
17 (36-19)	Miami	Sept. 22, 2012
9. 15 (15-0)	Alabama	Nov. 12, 1960
15 (24-9)	Duke	Oct. 29, 1977
15 (28-13)	Virginia	Nov. 4, 2017

**LARGEST HALFTIME LEAD****SURRENDERED, LOSS**

LD	OPPONENT	DATE
1. 17 (20-3)	N. Carolina	Sept. 19, 1987
2. 15 (15-0)	Alabama	Nov. 12, 1960
3. 14 (14-0)	Georgia	Nov. 23, 1995
4. 13 (20-7)	Georgia	Dec. 2, 1978
13 (13-0)	NC State	Sept. 21, 2000
13 (20-7)	Virginia	Nov. 10, 2001
13 (20-7)	Georgia	Nov. 30, 2013
8. 11 (21-10)	N. Carolina	Oct. 1, 1983
11 (14-3)	vs. LSU	Dec. 29, 2000
11 (28-17)	vs. W. Virginia	Jan. 1, 2007

**LARGEST FIRST-QUARTER LEAD**

LD	OPPONENT	DATE
1. 34 (34-0)	Alcorn State	Sept. 3, 2015
2. 28 (28-0)	Samford	Sept. 8, 2007
28 (28-0)	W. Carolina	Sept. 1, 2011
28 (28-0)	Elon	Aug. 31, 2013
28 (28-0)	Pittsburgh	Oct. 25, 2014
6. 24 (24-0)	Alabama A&M	Nov. 23, 2013
7. 21	11 times	

**LARGEST HALFTIME LEAD**

LD	OPPONENT	DATE
1. 52 (52-0)	Alabama A&M	Nov. 23, 2013
2. 48 (48-0)	Alcorn State	Sept. 3, 2015
3. 45 (45-0)	Samford	Sept. 8, 2007
4. 42 (42-0)	Navy	Sept. 8, 2001
42 (42-0)	Elon	Aug. 31, 2013
6. 38 (38-0)	Duke	Sept. 26, 1996
7. 31 (34-3)	The Citadel	Sept. 22, 1984
31 (31-0)	S. Carolina	Oct. 15, 1988
31 (31-0)	Vanderbilt	Aug. 31, 2002
10. 30 (30-0)	Furman	Sept. 11, 1993

**LARGEST MARGIN OF VICTORY,****MODERN ERA**

MAR	OPPONENT	DATE
1. 70 (70-0)	Elon	Aug. 31, 2013
2. 63 (70-7)	Navy	Sept. 8, 2001
63 (69-6)	Alcorn State	Sept. 3, 2015
4. 59 (66-7)	Alabama A&M	Nov. 23, 2013
5. 56 (59-3)	Presbyterian	Sept. 8, 2012
56 (56-0)	Syracuse	Oct. 19, 2013
7. 55 (69-14)	Samford	Sept. 8, 2007
55 (65-10)	Tulane	Sept. 3, 2015
9. 53 (53-0)	Davidson	Sept. 19, 1953
10. 48 (54-6)	The Citadel	Sept. 20, 1952

**LARGEST MARGIN OF VICTORY, HISTORIC**

MAR	OPPONENT	DATE
1. 222 (222-0)	Cumberland	Oct. 7, 1916
2. 128 (128-0)	NC State	Nov. 10, 1918
3. 123 (123-0)	11th Cavalry	Oct. 19, 1918
4. 118 (118-0)	Furman	Oct. 12, 1918
5. 105 (105-0)	Mercer	Oct. 10, 1914

**LARGEST MARGIN OF VICTORY,****ACC GAME**

MAR	OPPONENT	DATE
1. 56 (56-0)	Syracuse	Oct. 19, 2013
2. 39 (49-10)	Duke	Nov. 14, 2009
3. 38 (45-7)	Wake Forest	Nov. 13, 1982
38 (59-21)	NC State	Oct. 11, 1986
38 (38-0)	Maryland	Oct. 9, 1993

**LARGEST MARGIN OF VICTORY, POSTSEASON GAME**

MAR	OPPONENT	DATE
1. 42 (52-10)	Tulsa	Jan. 4, 2004
2. 37 (51-14)	Syracuse	Dec. 21, 2004
3. 24 (45-21)	Nebraska	Jan. 1, 1991
4. 15 (49-34)	Miss. State	Dec. 31, 2014
15 (33-18)	Kentucky	Dec. 31, 2016

**LARGEST MARGIN OF DEFEAT, MODERN ERA**

MAR	OPPONENT	DATE
1. 55 (14-69)	Notre Dame	Nov. 5, 1977
2. 51 (0-51)	Florida State	Oct. 2, 1993
3. 46 (3-49)	Florida State	Nov. 2, 1996
4. 44 (7-51)	Georgia	Nov. 30, 2002
44 (7-51)	Virginia Tech	Sept. 24, 2005

**LARGEST MARGIN OF DEFEAT, HISTORIC**

MAR	OPPONENT	DATE
1. 94 (0-94)	Auburn	Nov. 17, 1894
2. 73 (0-73)	Clemson	Oct. 17, 1903
3. 63 (0-63)	Auburn	Oct. 14, 1899

**LARGEST MARGIN OF DEFEAT, ACC GAME**

MAR	OPPONENT	DATE
1. 51 (0-51)	Florida State	Oct. 2, 1993
2. 46 (3-49)	Florida State	Nov. 2, 1996
3. 44 (7-51)	Virginia Tech	Sept. 24, 2005
4. 41 (0-41)	North Carolina	Oct. 2, 1982
5. 38 (3-41)	North Carolina	Oct. 16, 1993
38 (0-38)	Florida State	Oct. 18, 1997

**LARGEST MARGIN OF DEFEAT, POSTSEASON GAME**

MAR	OPPONENT	DATE
1. 35 (3-38)	LSU	Dec. 31, 2008
2. 28 (10-38)	Utah	Dec. 29, 2005
3. 20 (21-41)	Purdue	Dec. 25, 1978
4. 15 (15-30)	Penn State	Dec. 30, 1961
15 (12-27)	Florida	Jan. 2, 1967
15 (13-28)	Miami	Jan. 1, 2000

**MOST POINTS, LOSS**

PTS	OPPONENT	DATE
1. 44 (47)	Clemson (OT)	Sept. 29, 2001
2. 43 (48)	North Carolina	Oct. 18, 2014
3. 41 (42)	Tennessee (2OT)	Sept. 4, 2017
4. 38 (45)	Virginia	Nov. 6, 1999
38 (39)	Virginia	Nov. 10, 2001
38 (49)	South Florida	Sept. 8, 2018
7. 36 (42)	Miami (OT)	Sept. 22, 2012
36 (40)	Virginia	Nov. 4, 2017
9. 35 (41)	Florida State	Sept. 11, 1999
35 (38)	West Virginia	Jan. 1, 2007
35 (37)	Florida State	Dec. 6, 2014

**TOUCHDOWNS****MOST TOUCHDOWNS SCORED, GAME**

TD	OPPONENT	DATE
1. 10	Navy	Sept. 8, 2001
10	Elon	Aug. 31, 2013
10	Alcorn State	Sept. 3, 2015
4. 9	Wake Forest	Nov. 21, 1998
9	Samford	Sept. 8, 2007
9	W. Carolina	Sept. 1, 2011
9	Kansas	Sept. 17, 2011
9	North Carolina	Nov. 10, 2012
9	Alabama A&M	Nov. 23, 2013
9	Tulane	Sept. 3, 2015
9	Louisville	Oct. 5, 2018

**MOST TOUCHDOWNS SCORED, QUARTER**

TD	OPPONENT	DATE
1. 5 (1st)	Alcorn State	Sept. 3, 2015
2. 4 (4th)	Texas A&M	Sept. 17, 1966
4 (4th)	Georgia	Nov. 27, 1975
4 (4th)	Chattanooga	Nov. 9, 1985
4 (2nd)	NC State	Oct. 10, 1998
4 (2nd)	Vanderbilt	Aug. 31, 2002
4 (3rd)	Duke	Oct. 15, 2005
4 (1st)	Samford	Sept. 8, 2007
4 (1st)	W. Carolina	Sept. 1, 2011
4 (3rd)	Kansas	Sept. 17, 2011
4 (3rd)	North Carolina	Nov. 10, 2012
4 (1st)	Elon	Aug. 31, 2013
4 (2nd)	Alabama A&M	Nov. 23, 2013
4 (1st)	Pittsburgh	Oct. 25, 2014

**MOST TOUCHDOWNS SCORED, HALF**

TD	OPPONENT	DATE
1. 7 (1st)	Alabama A&M	Nov. 23, 2013
7 (1st)	Alcorn State	Sept. 3, 2015
3. 6 (1st)	Elon	Aug. 31, 2013
6 (2nd)	Kansas	Sept. 17, 2011
6 (1st)	W. Carolina	Sept. 1, 2011
6 (1st)	Samford	Sept. 8, 2007
6 (2nd)	Tulsa	Jan. 4, 2004
6 (1st)	Navy	Sept. 8, 2001
9. 5	17 times, most recently:	
(2nd)	Louisville	Oct. 15, 2018

**FEWEST TOUCHDOWNS SCORED**

TD	OPPONENT	DATE
1. 0	Several times, most recently:	
	vs. LSU	Dec. 31, 2008

**MOST RUSHING TOUCHDOWNS, GAME**

TD	OPPONENT	DATE
1. 9	Samford	Sept. 8, 2007
9	Alcorn State	Sept. 3, 2015
3. 8	Alabama A&M	Nov. 23, 2013
8	Louisville	Oct. 5, 2018
5. 7	Wake Forest	Nov. 12, 1983
7	vs. Tulsa	Jan. 4, 2004
7	Kansas	Sept. 17, 2011
7	Virginia	Sept. 15, 2012
7	North Carolina	Nov. 10, 2012
7	Syracuse	Oct. 19, 2013
7	Pittsburgh	Oct. 25, 2014
7	Virginia Tech	Oct. 25, 2018

**MOST PASSING TOUCHDOWNS, GAME**

TD	OPPONENT	DATE
1. 5	Rice	Sept. 30, 1972
5	Clemson	Nov. 13, 1999
5	Duke	Nov. 18, 2006
4. 4	Maryland	Oct. 7, 1989
4	Georgia	Dec. 1, 1990
4	Notre Dame	Jan. 1, 1999
4	Florida State	Sept. 11, 1999
4	Georgia (OT)	Nov. 27, 1999
4	Wake Forest	Oct. 14, 2000
4	North Carolina	Nov. 15, 2003
4	Clemson	Sept. 11, 2004
4	NC State	Nov. 4, 2006
4	Duke	Sept. 14, 2013

**MOST DEFENSIVE TOUCHDOWNS, GAME**

TD	OPPONENT	DATE
1. 2	FR/BPR Tulane	Oct. 28, 1961
2	IR/IR Tulane	Oct. 22, 1966
2	FR/IR Tulane	Oct. 24, 1970
2	FR/IR Wake Forest	Nov. 17, 1990
2	FR/IR Duke	Sept. 26, 1996
2	BPR/FR NC State	Oct. 10, 1998
2	IR/IR Samford	Sept. 9, 2006
2	IR/IR Elon	Aug. 31, 2013
2	IR/FR NC State	Nov. 8, 2014

**MOST NON-OFFENSIVE TOUCHDOWNS, GAME**

TD	OPPONENT	DATE
1. 1	FR/BPR Tulane	Oct. 28, 1961
2	PR/PR Navy	Oct. 23, 1965
2	IR/PR Vanderbilt	Sept. 24, 1966
2	IR/IR Tulane	Oct. 22, 1966
2	BPR/PR Duke	Oct. 29, 1966
2	FR/IR Tulane	Oct. 24, 1970
2	IR/PR The Citadel	Sept. 30, 1978
2	FR/IR Wake Forest	Nov. 17, 1990
2	FR/IR Duke	Sept. 26, 1996
2	BPR/FR NC State	Oct. 10, 1998
2	PR/FR Virginia	Oct. 17, 1998
2	KR/FR Maryland	Oct. 31, 1998
2	FR/PR Wake Forest	Nov. 21, 1998
2	FR/FR Navy	Sept. 8, 2001
2	IR/IR Samford	Sept. 9, 2006
2	IR/KR BYU	Oct. 27, 2012
2	IR/IR Elon	Aug. 31, 2013
2	IR/FR NC State	Nov. 8, 2014

**MOST FIELD GOALS MADE, GAME**

FG	OPPONENT	DATE
1. 5	The Citadel	Sept. 18, 1982
2. 4	Navy	Nov. 17, 1973
4	Florida State	Oct. 17, 1992
4	Clemson (OT)	Sept. 29, 2001
4	Notre Dame	Sept. 1, 2007
4	Clemson	Dec. 5, 2009
4	Kentucky	Dec. 31, 2016
4	Virginia	Nov. 17, 2018
9. 3	35 times, most recently:	
	Florida State	Oct. 24, 2015

**MOST FIELD GOALS MADE, QUARTER**

FG	OPPONENT	DATE
1. 3 (3rd)	The Citadel	Sept. 18, 1982
3 (2nd)	NC State	Oct. 4, 2003
3. 2		55 times

**MOST FIELD GOALS MADE, HALF**

FG	OPPONENT	DATE
1. 4 (2nd)	The Citadel	Sept. 18, 1982
2. 3 (1st)	Rice	Sept. 24, 1960
3 (1st)	Clemson	Oct. 14, 1989
3 (1st)	Clemson	Oct. 28, 2000
3 (1st)	Virginia	Oct. 26, 2002
3 (1st)	NC State	Oct. 4, 2003
3 (1st)	Notre Dame	Sept. 1, 2007
3 (1st)	Clemson	Dec. 5, 2009
3 (2nd)	Virginia	Nov. 17, 2018

**MOST FIELD GOALS MADE, WITHOUT MISS**

FG	OPPONENT	DATE
1. 5	The Citadel	Sept. 18, 1982
2. 4	Navy	Nov. 17, 1973
4	Kentucky	Dec. 31, 2016
4	Virginia	Nov. 17, 2018

**MOST FIELD GOALS MISSED, GAME**

FG	OPPONENT	DATE
1. 5	NC State	Oct. 20, 2001
2. 4	Duke	Nov. 1, 1958
4	Maryland	Oct. 31, 1998
4. 3	15 times	

**MOST FIELD GOALS MISSED, HALF**

FG	OPPONENT	DATE
1. 3 (2nd)	Georgia	Nov. 29, 1969
3 (1st)	Duke	Oct. 30, 1982
3 (2nd)	NC State	Oct. 20, 2001
4. 2	43 times, most recently:	
2nd	Tennessee	Sept. 4, 2017

**MOST FIELD GOALS ATTEMPTED, GAME**

FG	OPPONENT	DATE
1. 7	NC State	Oct. 20, 2001
2. 6	Navy	Nov. 18, 1972
3. 5	Duke	Nov. 1, 1958
5	VMI	Nov. 10, 1973
5	The Citadel	Sept. 18, 1982
5	Clemson	Sept. 25, 1993
5	Wake Forest	Sept. 14, 1996
5	Maryland	Oct. 31, 1998
5	Notre Dame	Sept. 1, 2007
5	vs. Utah (OT)	Dec. 31, 2011

**MOST FIELD GOALS ATTEMPTED, QUARTER**

FG	OPPONENT	DATE
1. 3 (4th)	South Carolina	Oct. 7, 1978
3 (3rd)	The Citadel	Sept. 18, 1982
3 (4th)	Wake Forest	Sept. 14, 1996
3 (1st)	Florida State	Nov. 2, 1996
3 (4th)	Notre Dame	Sept. 6, 1997
3 (3rd)	vs. Miami	Jan. 1, 2000
3 (2nd)	North Carolina	Nov. 1, 2001
3 (2nd)	NC State	Oct. 4, 2003
3 (1st)	Notre Dame	Sept. 1, 2007

**MOST FIELD GOALS ATTEMPTED, HALF**

FG	OPPONENT	DATE
1. 4 (2nd)	The Citadel	Sept. 18, 1982
4 (1st)	Clemson	Sept. 25, 1993
4 (2nd)	Wake Forest	Sept. 14, 1996
4 (2nd)	NC State	Oct. 20, 2001
4 (1st)	NC State	Oct. 4, 2003
4 (1st)	Notre Dame	Sept. 1, 2007
7. 3	30 times	

**MOST PATs MADE**

PAT	OPPONENT	DATE
1. 10	Navy	Sept. 8, 2001
10	Elon	Aug. 31, 2013
3. 9	Wake Forest	Nov. 21, 1998
9	Samford	Sept. 8, 2007
9	W. Carolina	Sept. 1, 2011
9	Kansas	Sept. 17, 2011
9	Alabama A&M	Nov. 23, 2013
9	Alcorn State	Sept. 3, 2015
9	Tulane	Sept. 12, 2015
9	Louisville	Oct. 5, 2018
11. 8	eight times	

**MOST PATs ATTEMPTED**

PAT	OPPONENT	DATE
1. 10	Navy	Sept. 8, 2001
10	Elon	Aug. 31, 2013
10	Alcorn State	Sept. 3, 2015
4. 9	Wake Forest	Nov. 21, 1998
9	Samford	Sept. 8, 2007
9	W. Carolina	Sept. 1, 2011
9	Kansas	Sept. 17, 2011
9	Alabama A&M	Nov. 23, 2013
9	Tulane	Sept. 12, 2015
9	Louisville	Oct. 5, 2018
11. 8	eight times	

**MOST PATs MISSED**

PAT	OPPONENT	DATE
1. 3	LSU	Oct. 13, 1956
3	Tennessee	Oct. 11, 1958
3	Duke	Oct. 30, 1993
4. 2	six times	

**TWO-POINT CONVERSIONS ATTEMPTED**

2PA (M)	OPPONENT	DATE
1. 4 (1)	Georgia	Nov. 27, 1975
2. 3 (3)	Duke	Nov. 2, 1968
3 (1)	Notre Dame	Nov. 15, 1969
3 (0)	vs. Mississippi	Dec. 30, 1971
3 (0)	Clemson (OT)	Sept. 29, 2001
3 (0)	Virginia	Nov. 10, 2001
3 (2)	Georgia	Nov. 29, 2008
8. 2	19 times	

## SAFETIES SCORED

SAF	OPPONENT	DATE
1. 1	Tulane	Oct. 28, 1961
1	vs. Texas Tech	Dec. 31, 1965
1	Florida State	Sept. 19, 1970
1	Florida State	Nov. 13, 1971
1	Navy	Nov. 16, 1974
1	Chattanooga	Nov. 9, 1985
1	Wake Forest	Nov. 18, 1989
1	Boston College	Sept. 14, 1991
1	Georgia	Nov. 30, 1991
1	NC State	Oct. 10, 1998
1	Syracuse	Dec. 21, 2004
1	Boston College	Sept. 6, 2008
1	Tulane	Sept. 12, 2015
1	Virginia	Nov. 17, 2018

## SAFETIES ALLOWED

SAF	OPPONENT	DATE
1. 2	South Carolina	Sept. 11, 1971
2. 1	26 times, most recently:	
	Virginia	Nov. 4, 2017

## LONGEST KICKOFF RETURN FOR

TOUCHDOWN	YDS	OPPONENT	DATE
1.	100	Maryland	Oct. 31, 1998
	100	North Carolina	Nov. 10, 2012
3.	99	NC State	Oct. 11, 1986
4.	97	Notre Dame	Nov. 5, 1977
	97	Auburn	Oct. 21, 1978
	97	BYU	Oct. 27, 2012
7.	96	Pittsburgh	Oct. 8, 2016
8.	95	Georgia	Nov. 30, 1985
9.	93	Tennessee	Nov. 5, 1960
	93	Tulane	Oct. 27, 1962

## MOST PUNT RETURNS FOR TOUCHDOWN

PR	OPPONENT	DATE
1. 2	Navy	Oct. 23, 1965
2. 1	20 times	

## LONGEST PUNT RETURN FOR

TOUCHDOWN	YDS	OPPONENT	DATE
1.	95	South Carolina	Sept. 16, 1972
2.	87	Auburn	Oct. 20, 1956
3.	86	Navy	Oct. 23, 1965
4.	85	Clemson	Sept. 10, 2009
5.	80	Virginia	Nov. 22, 2003
6.	78	Vanderbilt	Sept. 18, 1965
7.	77	Navy	Oct. 23, 1965
8.	75	Auburn	Oct. 20, 1962
9.	74	Tennessee	Oct. 11, 1958
10.	73	North Carolina	Nov. 15, 2003

## LONGEST FUMBLE RETURN FOR

TOUCHDOWN	YDS	OPPONENT	DATE
1.	90	Wake Forest	Nov. 21, 1998
2.	60	Duke	Sept. 26, 1996
3.	54	Duke	Oct. 3, 1998
4.	43	NC State	Nov. 8, 2014
5.	42	North Carolina	Sept. 26, 1998
6.	40	Miss. State	Oct. 3, 2009
7.	38	Virginia Tech	Sept. 30, 2006
	38	Kentucky	Dec. 31, 2016
9.	34	Virginia	Oct. 17, 1998
10.	32	Furman	Sept. 11, 1993
	32	Maryland	Oct. 6, 2007

## MOST BLOCKED KICKS

BLK	OPPONENT	DATE
1. 2 P/PAT	Tulane	Oct. 26, 1957
2 P/PAT	Rice	Sept. 24, 1960
2 P/P	Tulane	Oct. 28, 1961
2 PAT/PAT	Notre Dame	Nov. 18, 1967
2 FG/FG	Auburn	Oct. 18, 1969
2 FG/FG	Georgia	Nov. 27, 1975
2 FG/FG	Boston College	Sept. 14, 1991
2 P/P	Connecticut	Nov. 13, 2004
2 FG/PAT	vs. Mississippi	Dec. 30, 2013

## TOTAL OFFENSE

## MOST FIRST DOWNS

FD	OPPONENT	DATE
1. 35	Virginia Tech	Oct. 25, 2018
3. 34	Virginia	Nov. 9, 2000
4. 33	Tennessee	Sept. 4, 2017
5. 32	Georgia	Nov. 27, 2010
	Georgia	Nov. 29, 2014
7. 31	The Citadel	Sept. 22, 1984
	Clemson	Oct. 28, 2000
9. 30	NC State	Oct. 11, 1986
	NC State	Oct. 30, 1999
	Boston Coll.	Oct. 20, 2012
	NC State	Nov. 8, 2014

## MOST FIRST DOWNS BY RUSHING

FD	OPPONENT	DATE
1. 31	Virginia Tech	Oct. 25, 2018
2. 29	Tennessee	Sept. 4, 2017
3. 27	Georgia	Nov. 29, 2014
4. 26	VMI	Oct. 11, 1975
	Georgia	Nov. 27, 2010
6. 25	S. Carolina	Sept. 14, 1974
	Virginia	Oct. 2, 1976
8. 24	Middle Tenn.	Sept. 10, 2011
	Boston Coll.	Oct. 20, 2012
	NC State	Nov. 8, 2014
11. 23	Texas Tech	Dec. 31, 1965
	Auburn	Oct. 18, 1975
	Clemson	Dec. 5, 2009
	Virginia	Oct. 9, 2010
	Pittsburgh	Oct. 25, 2014

## MOST FIRST DOWNS BY PASSING

FD	OPPONENT	DATE
1. 22	Clemson	Oct. 28, 2000
	Virginia	Nov. 10, 2001
3. 18	Duke	Oct. 16, 1999
4. 17	Rice	Sept. 30, 1972
	Virginia	Oct. 15, 1994
6. 16	Maryland	Oct. 22, 1994
	Virginia	Nov. 9, 2000
	Maryland	Oct. 17, 2002
	Virginia	Oct. 26, 2002
	NC State	Oct. 4, 2003
	NC State	Oct. 6, 2005

## MOST FIRST DOWNS BY PENALTY

FD	OPPONENT	DATE
1. 5	Duke	Nov. 16, 2002
	S.C. State	Sept. 4, 2010
5	Virginia Tech	Nov. 12, 2015
4. 4	24 times, most recently:	
	Virginia Tech	Oct. 25, 2018

## FEWEST FIRST DOWNS

FD	OPPONENT	DATE
1. 4	Vanderbilt	Sept. 18, 1965
	Georgia	Nov. 28, 1964
3. 6	Rice	Sept. 24, 1960
	Alabama	Nov. 18, 1961
	Notre Dame	Nov. 14, 1970
	North Carolina	Oct. 4, 1980
	Virginia Tech	Sept. 24, 2005
8. 7	Florida	Nov. 23, 1957
	Kentucky	Sept. 19, 1959
	Duke	Oct. 29, 1960
	Auburn	Oct. 21, 1967
	Notre Dame	Nov. 8, 1975

## FEWEST FIRST DOWNS BY RUSHING

FD	OPPONENT	DATE
1. 0	Miami	Sept. 28, 1968
	North Carolina	Oct. 4, 1980
0	Arizona	Sept. 1, 1994
4. 1	Florida State	Nov. 5, 1994
	Virginia	Oct. 5, 1996
6. 2	Alabama	Nov. 18, 1961
	Notre Dame	Nov. 16, 1968
	Notre Dame	Nov. 14, 1970
	Georgia	Nov. 24, 1979
2	Clemson	Sept. 26, 1987
	Virginia	Oct. 15, 1994
2	Virginia Tech	Sept. 24, 2005

## FEWEST FIRST DOWNS BY PASSING

FD	OPPONENT	DATE
1. 0	17 times, most recently:	
	S.C. State	Sept. 4, 2010

**BIGGEST FIRST-DOWN MARGIN**

MAR	OPP	DATE
1. 22 (28-6)	Texas A&M	Sept. 17, 1966
2. 21 (26-5)	Tulane	Oct. 27, 1956
3. 21 (31-10)	The Citadel	Sept. 22, 1984
4. 19 (29-10)	Wake Forest	Sept. 14, 1996
19 (34-15)	Virginia	Nov. 9, 2000
19 (35-16)	Virginia Tech	Oct. 25, 2018
7. 18 (29-11)	Virginia	Oct. 2, 1976
8. 17 (22-5)	Miami	Sept. 26, 1964
17 (26-9)	Navy	Nov. 7, 1970
17 (27-10)	VMI	Oct. 11, 1975
17 (23-6)	Connecticut	Sept. 17, 2005

**MOST OFFENSIVE PLAYS**

PL	OPPONENT	DATE
1. 97	South Carolina	Sept. 12, 1970
97	Clemson	Oct. 28, 2000
3. 96	Tennessee	Sept. 4, 2017
4. 94	Tennessee	Oct. 12, 1968
94	Virginia	Nov. 9, 2000
6. 92	Rice	Sept. 30, 1972
92	Virginia	Oct. 2, 1976
92	Virginia	Oct. 13, 1984
92	Maryland	Oct. 22, 1994
92	Georgia	Nov. 27, 2010

**FEWEST RUSHING YARDS**

YDS	OPPONENT	DATE
1. -42	Notre Dame	Nov. 16, 1968
2. -3	Navy	Nov. 9, 1968
3. 2	Georgia	Nov. 30, 1968
4. 5	Florida State	Nov. 5, 1994
5. 12	Purdue	Dec. 25, 1978
6. 13	Navy	Oct. 9, 1964
7. 19	Virginia	Oct. 15, 1994
8. 20	Arizona	Sept. 1, 1994
9. 24	Georgia	Nov. 27, 2004
10. 27	Georgia	Dec. 2, 1972

**MOST TOTAL OFFENSE YARDS, GAME**

YDS	OPPONENT	DATE
1. 768	Kansas	Sept. 17, 2011
2. 712	Presbyterian	Sept. 8, 2012
3. 662	W. Carolina	Sept. 1, 2011
4. 655	Tennessee	Sept. 4, 2017
5. 627	Virginia	Nov. 9, 2000
6. 623	The Citadel	Sept. 22, 1984
7. 612	Pittsburgh	Oct. 25, 2014
8. 611	North Carolina	Oct. 18, 2014
9. 610	Maryland	Oct. 9, 1993
10. 605	Duke	Oct. 29, 2016
11. 600	VMI	Oct. 11, 1975

**FEWEST OFFENSIVE PLAYS**

PL	OPPONENT	DATE
1. 38	Duke	Oct. 29, 1960
2. 41	Vanderbilt	Sept. 18, 1965
41	Virginia	Nov. 19, 2016
4. 42	Rice	Sept. 24, 1960
5. 43	Georgia	Nov. 28, 1964
6. 44	Florida	Nov. 23, 1957
44	Auburn	Oct. 18, 1958
44	Kentucky	Sept. 19, 1959
44	Tennessee	Oct. 10, 1959
44	Georgia	Nov. 27, 1975

**MOST RUSHING ATTEMPTS**

ATT	OPPONENT	DATE
1. 86	Virginia	Oct. 2, 1976
86	Tennessee	Sept. 4, 2017
3. 82	VMI	Oct. 11, 1975
4. 79	vs. Texas Tech	Dec. 31, 1965
79	Auburn	Oct. 18, 1975
6. 77	Georgia	Nov. 27, 2010
7. 76	Boston Coll.	Oct. 20, 2012
8. 75	Tulane	Oct. 25, 1975
9. 74	Virginia	Oct. 9, 2010
10. 72	Georgia	Nov. 30, 1974
72	Miami	Sept. 20, 1975
72	Duke	Nov. 17, 2012

**MOST TOTAL OFFENSE YARDS, HALF**

YDS	OPPONENT	DATE
1. 431 (2nd)	Kansas	Sept. 17, 2011
2. 418 (2nd)	Maryland	Oct. 9, 1993
3. 407 (1st)	Boston Coll.	Oct. 20, 2012
4. 398 (1st)	The Citadel	Sept. 22, 1984
5. 394 (1st)	W. Carolina	Sept. 1, 2011
6. 390 (2nd)	Air Force	Nov. 11, 1978
7. 386 (1st)	Virginia	Sept. 15, 2012
8. 373 (1st)	Maryland	Nov. 18, 2000
9. 369 (1st)	Wake Forest	Oct. 14, 2000
10. 364 (2nd)	Tennessee	Sept. 4, 2017

**HIGHEST AVERAGE PER PLAY**

AVG	OPPONENT	DATE
1. 13.5	Kansas	Sept. 17, 2011
2. 10.3	W. Carolina	Sept. 1, 2011
3. 9.9	Presbyterian	Sept. 8, 2012
9.9	Duke	Oct. 29, 2016
5. 9.7	Alcorn State	Sept. 3, 2015
6. 9.6	Virginia	Sept. 15, 2012
7. 9.5	Air Force	Nov. 11, 1978
8. 9.1	Elon	Aug. 31, 2013
9. 8.8	Pittsburgh	Oct. 17, 2015
10. 8.7	Tulane	Sept. 12, 2015

**FEWEST RUSHING ATTEMPTS**

ATT	OPPONENT	DATE
1. 19	Arizona	Sept. 1, 1994
19	N. Carolina	Oct. 8, 1994
3. 20	Alabama	Sept. 8, 1979
20	Georgia	Nov. 24, 1979
5. 21	Wake Forest	Oct. 5, 2002
6. 22	Georgia	Nov. 30, 2002
7. 23	BYU	Aug. 28, 2003
8. 24	Duke	Oct. 31, 1987
24	S. Carolina	Sept. 23, 1989
10. 25	Alabama	Nov. 18, 1961
25	Virginia Tech	Sept. 24, 2005

**FEWEST TOTAL OFFENSE YARDS, GAME**

YDS	OPPONENT	DATE
1. 96	Alabama	Nov. 18, 1961
2. 97	Rice	Sept. 24, 1960
3. 110	Florida State	Oct. 2, 1993
4. 112	Auburn	Oct. 18, 1958
5. 115	Duke	Oct. 31, 1959
6. 116	North Carolina	Oct. 4, 1980
7. 119	Notre Dame	Nov. 16, 1968
8. 122	Vanderbilt	Sept. 18, 1965
9. 124	Clemson	Sept. 22, 2016
10. 125	Duke	Oct. 29, 1960
125	Notre Dame	Nov. 5, 1977

**LOWEST AVERAGE PER PLAY**

AVG	OPPONENT	DATE
1. 2.1	Alabama	Nov. 18, 1961
2.1	Notre Dame	Nov. 8, 1980
3. 2.2	Tennessee	Oct. 8, 1966
2.2	Tennessee	Oct. 9, 1971
2.2	Florida State	Oct. 2, 1993
6. 2.3	Duke	Oct. 31, 1959
2.3	Rice	Sept. 24, 1960
2.3	Notre Dame	Nov. 16, 1968
2.3	North Carolina	Oct. 4, 1980
2.3	Auburn	Oct. 16, 1982

**HIGHEST AVERAGE PER RUSH**

AVG	OPPONENT	DATE
1. 12.1	Kansas	Sept. 17, 2011
2. 11.3	Air Force	Nov. 11, 1978
3. 9.4	Pittsburgh	Oct. 17, 2015
4. 9.2	Virginia	Sept. 15, 2012
9.2	Alcorn State	Sept. 3, 2015
6. 8.6	Maryland	Oct. 9, 1993
7. 8.4	Miami	Nov. 20, 2008
8. 8.3	Louisville	Oct. 5, 2018
9. 8.2	Alabama A&M	Nov. 23, 2013
10. 8.1	Miss. State	Sept. 20, 2008
8.1	Presbyterian	Sept. 8, 2012

**FEWEST TOTAL OFFENSE YARDS, HALF**

YDS	OPPONENT	DATE
1. -3 (2nd)	Navy	Oct. 23, 1965
0 (2nd)	Miami	Sept. 28, 1968
3. 10 (2nd)	Notre Dame	Nov. 8, 1980
4. 18 (2nd)	Alabama	Nov. 17, 1962
18 (1st)	Duke	Nov. 1, 1980
6. 20 (1st)	Notre Dame	Nov. 14, 1970
7. 21 (2nd)	Tulane	Oct. 28, 1961
21 (2nd)	Florida State	Oct. 2, 1993
9. 22 (1st)	Clemson	Sept. 22, 2016
10. 23 (1st)	Tennessee	Oct. 11, 1969

**RUSHING****MOST RUSHING YARDS**

YDS	OPPONENT	DATE
1. 604	Kansas	Sept. 17, 2011
2. 558	VMI	Oct. 11, 1975
3. 542	Louisville	Oct. 5, 2018
4. 535	Tennessee	Sept. 4, 2017
5. 518	Tulane	Oct. 22, 1977
6. 510	Air Force	Nov. 11, 1978
7. 487	South Carolina	Sept. 14, 1974
8. 479	NC State	Nov. 8, 2014
9. 477	Virginia	Oct. 9, 2010
10. 476	Alcorn State	Sept. 3, 2015





## LOWEST AVERAGE PER RUSH

AVG	OPPONENT	DATE
1. -1.3	Notre Dame	Nov. 16, 1968
2. -0.1	Navy	Nov. 9, 1968
3. 0.1	Georgia	Nov. 30, 1968
4. 0.2	Florida State	Nov. 5, 1994
5. 0.3	Navy	Oct. 9, 1964
6. 0.4	Purdue	Dec. 25, 1978
7. 0.6	Georgia	Dec. 2, 1972
0.6	Virginia	Oct. 15, 1994
9. 0.7	Georgia	Nov. 27, 2004
10. 0.9	Miami	Sept. 28, 1968
0.9	Notre Dame	Nov. 14, 1970
0.9	North Carolina	Oct. 30, 1997

## MOST PASS ATTEMPTS

ATT	OPPONENT	DATE
1. 63	Tennessee	Oct. 12, 1968
2. 57	Clemson	Oct. 28, 2000
3. 55	Virginia	Nov. 10, 2001
4. 53	Maryland	Oct. 17, 2002
53	NC State	Oct. 6, 2005
6. 52	Navy	Nov. 9, 1968
7. 50	Virginia	Sept. 19, 1992
50	Florida State	Nov. 5, 1994
50	Maryland	Oct. 22, 1994
10. 49	Georgia	Dec. 5, 1981
49	Duke	Oct. 31, 1987

## HIGHEST COMPLETION PERCENTAGE

NO MINIMUM

PCT	OPPONENT	DATE
1. 1.000 (3-3)	vs. Pittsburgh	Dec. 29, 1956
1.000 (1-1)	Georgia	Nov. 30, 1974
1.000 (2-2)	Clemson	Sept. 27, 1975
1.000 (1-1)	Air Force	Oct. 1, 1977
5. .880 (22-25)	Florida State	Sept. 11, 1999
6. .857 (6-7)	Tulane	Oct. 26, 1974
7. .833 (10-12)	Samford	Sept. 8, 2007
.833 (5-6)	Duke	Oct. 31, 1964
9. .808 (21-26)	Virginia	Nov. 8, 1997
10. .800	Seven times, most recently:	
(4-5)	Alcorn State	Sept. 3, 2015

## PASSING

## MOST PASS COMPLETIONS

CMP	OPPONENT	DATE
1. 39	Virginia	Nov. 10, 2001
2. 35	Clemson	Oct. 28, 2000
3. 30	Maryland	Oct. 17, 2002
4. 29	Virginia	Nov. 9, 2000
5. 28	Wake Forest	Nov. 12, 1988
28	Virginia	Sept. 19, 1992
7. 27	Navy	Nov. 9, 1968
27	Georgia	Nov. 29, 1980
27	Georgia	Dec. 5, 1981
27	Maryland	Oct. 22, 1994
27	Duke	Nov. 8, 2003

## MOST PASS COMPLETIONS WITHOUT INTERCEPTION

CMP	OPPONENT	DATE
1. 35	Clemson	Oct. 28, 2000
2. 30	Maryland	Oct. 17, 2002
3. 29	Virginia	Nov. 9, 2000
4. 26	Virginia	Oct. 26, 2002
5. 25	North Carolina	Sept. 10, 2005
6. 24	NC State	Oct. 23, 1993
24	North Carolina	Oct. 8, 1994
24	NC State	Oct. 20, 2001
24	NC State	Oct. 4, 2003
10. 23	three times	

## FEWEST PASS COMPLETIONS

CMP	OPPONENT	DATE
1. 0	Florida	Nov. 24, 1956
0	Tennessee	Nov. 5, 1960
0	Georgia	Dec. 2, 1961
0	Michigan State	Sept. 18, 1971
0	Notre Dame	Nov. 8, 1975
0	South Carolina	Sept. 11, 1976
0	Notre Dame	Nov. 6, 1976
0	Miami	Sept. 17, 1977
0	Tennessee	Oct. 8, 1977
0	Duke	Oct. 29, 1977
0	Georgia	Nov. 26, 1977
0	Virginia Tech	Oct. 25, 2018

## FEWEST PASS ATTEMPTS

ATT	OPPONENT	DATE
1. 0	Notre Dame	Nov. 6, 1976
0	Tennessee	Oct. 8, 1977
3. 1	Tennessee	Nov. 5, 1960
1	Georgia	Nov. 30, 1974
1	Miami	Sept. 17, 1977
1	Air Force	Oct. 1, 1977
1	Georgia	Nov. 26, 1977
1	Virginia Tech	Oct. 25, 2018
9. 2	Clemson	Sept. 27, 1975
2	Duke	Oct. 29, 1977
2	Louisville	Oct. 5, 2018

## MOST PASSES HAD INTERCEPTED

INT	OPPONENT	DATE
1. 7	Wake Forest	Nov. 21, 1987
2. 6	Fresno State	Dec. 31, 2002
3. 5	Tennessee	Dec. 7, 1964
5	Rice	Sept. 30, 1972
5	Duke	Oct. 30, 1976
5	Virginia Tech	Nov. 1, 2007
7. 4	14 times	

## MOST YARDS PASSING

YDS	OPPONENT	DATE
1. 486	Virginia	Nov. 10, 2001
2. 454	Clemson	Oct. 28, 2000
3. 416	Duke	Oct. 31, 1987
4. 387	Maryland	Sept. 30, 1999
387	Florida State	Sept. 11, 1999
6. 373	The Citadel	Sept. 12, 1987
7. 371	Rice	Sept. 30, 1972
8. 365	W. Carolina	Sept. 1, 2011
9. 361	Navy	Nov. 17, 1979
10. 354	Maryland	Nov. 18, 2000

## FEWEST YARDS PASSING

YDS	OPPONENT	DATE
1. 0	Florida	Nov. 24, 1956
0	Tennessee	Nov. 5, 1960
0	Georgia	Dec. 2, 1961
0	Michigan St.	Sept. 18, 1971
0	Notre Dame	Nov. 8, 1975
0	S. Carolina	Sept. 11, 1976
0	Notre Dame	Nov. 6, 1976
0	Miami	Sept. 17, 1977
0	Tennessee	Oct. 8, 1977
0	Duke	Oct. 29, 1977
0	Georgia	Nov. 26, 1977
0	Virginia Tech	Oct. 25, 2018

## HIGHEST COMPLETION PERCENTAGE

MINIMUM 30 ATTEMPTS

PCT	OPPONENT	DATE
1. .733 (22-30)	Clemson	Nov. 13, 1999
.733 (22-30)	Duke	Nov. 15, 1997

## HIGHEST COMPLETION PERCENTAGE

MINIMUM 40 ATTEMPTS

PCT	OPPONENT	DATE
1. .709 (39-55)	Virginia	Nov. 10, 2001

## LOWEST COMPLETION PERCENTAGE

NO MINIMUM

PCT	OPPONENT	DATE
1. .000 (0-8)	Florida	Nov. 24, 1956
.000 (0-1)	Tennessee	Nov. 5, 1960
.000 (0-6)	Georgia	Dec. 2, 1961
.000 (0-10)	Michigan St.	Sept. 18, 1971
.000 (0-4)	Notre Dame	Nov. 8, 1975
.000 (0-8)	S. Carolina	Sept. 11, 1976
.000 (0-0)	Notre Dame	Nov. 6, 1976
.000 (0-1)	Miami	Sept. 17, 1977
.000 (0-0)	Tennessee	Oct. 8, 1977
.000 (0-2)	Duke	Oct. 29, 1977
.000 (0-1)	Georgia	Nov. 26, 1977
.000 (0-1)	Virginia Tech	Oct. 25, 2018

## LOWEST COMPLETION PERCENTAGE

MINIMUM 20 ATTEMPTS

PCT	OPPONENT	DATE
1. .273 (6-22)	Georgia	Nov. 25, 2006
.273 (6-22)	Tulane	Oct. 28, 1967
.273 (6-22)	Duke	Sept. 26, 2015

## LOWEST COMPLETION PERCENTAGE

MINIMUM 30 ATTEMPTS

PCT	OPPONENT	DATE
1. .311 (14-45)	Wake Forest	Nov. 21, 1987
2. .314 (11-35)	Notre Dame	Nov. 18, 1967

## HIGHEST AVERAGE PER ATTEMPT

AVG	OPPONENT	DATE
1. 42.0	Air Force	Oct. 1, 1977
2. 23.4	Kansas	Sept. 17, 2011
3. 22.8	W. Carolina	Sept. 1, 2011
4. 21.4	Middle Tenn.	Sept. 10, 2011
5. 19.4	Duke	Nov. 14, 2009
6. 19.0	Miss. State	Oct. 3, 2009
19.0	North Carolina	Sept. 18, 2010
8. 18.6	Tulane	Oct. 26, 1974
18.6	Duke	Oct. 29, 2016
10. 17.6	Syracuse	Oct. 19, 2013
17.6	Wofford	Aug. 30, 2014

**LOWEST AVERAGE PER ATTEMPT**

AVG	OPPONENT	DATE
1. 0.0 (0-8)	Florida	Nov. 24, 1956
0.0 (0-1)	Tennessee	Nov. 5, 1960
0.0 (0-6)	Georgia	Dec. 2, 1961
0.0 (0-10)	Michigan St.	Sept. 18, 1971
0.0 (0-4)	Notre Dame	Nov. 8, 1975
0.0 (0-8)	S. Carolina	Sept. 11, 1976
0.0 (0-1)	Miami	Sept. 17, 1977
0.0 (0-2)	Duke	Oct. 29, 1977
0.0 (0-1)	Georgia	Nov. 26, 1977
0.0 (0-1)	Virginia Tech	Oct. 25, 2018

**HIGHEST AVERAGE PER COMPLETION**

AVG	OPPONENT	DATE
1. 70.0 (2)	Virginia Tech	Nov. 11, 2017
2. 51.0 (1)	Virginia Tech	Oct. 17, 2009
3. 45.0 (2)	Duke	Nov. 20, 2010
4. 44.0 (3)	Miami	Sept. 22, 2012
5. 43.0 (1)	Tulane	Oct. 22, 1977
6. 42.0 (1)	Florida State	Oct. 4, 1975
42.0 (1)	Air Force	Oct. 1, 1977
8. 41.0 (4)	Kansas	Sept. 17, 2011
9. 40.0 (3)	Gardner-Webb	Oct. 11, 2008
40.0 (2)	Virginia Tech	Nov. 4, 2010

**LOWEST AVERAGE PER COMPLETION**

AVG	OPPONENT	DATE
1. 2.7	vs. Tulsa	Jan. 4, 2004
2. 3.0	Pittsburgh	Sept. 21, 1974
3. 4.4	vs. Stanford	Dec. 25, 1991
4. 5.0	Notre Dame	Nov. 18, 1967
5.0	Tulane	Sept. 6, 2014
6. 5.5	Auburn	Oct. 15, 1977
7. 5.6	Florida State	Oct. 2, 1993
8. 5.8	Notre Dame	Nov. 8, 1980
9. 6.0	Georgia	Nov. 30, 1974
6.0	vs. Iowa	Jan. 5, 2010
6.0	S.C. State	Sept. 4, 2010

**MOST RECEIVERS TO CATCH PASS**

NO	OPPONENT	DATE
1. 12	Georgia	Dec. 5, 1981
2. 11	Auburn	Oct. 18, 1986
11	Chattanooga	Sept. 22, 1990
11	Penn State	Aug. 28, 1991
11	Virginia	Sept. 19, 1992
11	Furman	Sept. 11, 1993
11	Duke	Sept. 24, 1994
11	Virginia	Nov. 9, 2000
9. 10	seven times	

**TURNOVERS****MOST FUMBLES**

FUM	OPPONENT	DATE
1. 9	Miami	Nov. 21, 2015
2. 8	SMU	Sept. 28, 1957
8	Kentucky	Sept. 20, 1958
8	Clemson	Oct. 7, 1967
8	Clemson	Sept. 22, 2018
6. 7	Tennessee	Oct. 12, 1968
7	Tennessee	Sept. 9, 1972
7	VMI	Oct. 11, 1975
7	vs. LSU	Dec. 29, 2000
10. 6	17 times	

**MOST FUMBLES LOST**

FUM	OPPONENT	DATE
1. 6	Tennessee	Oct. 12, 1968
2. 5	Tulane	Oct. 26, 1957
5	Clemson	Oct. 3, 1970
5	Tennessee	Sept. 9, 1972
5	Duke	Oct. 30, 1976
6. 4	18 times	

**MOST TURNOVERS**

TO	OPPONENT	DATE
1. 10	Duke	Oct. 30, 1976
2. 8	Tennessee	Oct. 12, 1968
8	Clemson	Oct. 3, 1970
8	Tennessee	Sept. 9, 1972
8	Rice	Sept. 30, 1972
8	Wake Forest	Nov. 21, 1987
7. 7	Tennessee	Oct. 11, 1969
7	Notre Dame	Nov. 15, 1969
7	Tennessee	Oct. 10, 1970
7	Fresno State	Dec. 31, 2002

**MOST TOTAL PLAYS WITHOUT A TURNOVER**

PL	OPPONENT	DATE
1. 97	Clemson	Oct. 28, 2000
2. 94	Virginia	Nov. 9, 2000
3. 91	Boston Coll.	Oct. 20, 2012
4. 88	Wake Forest	Sept. 14, 1996
5. 86	Duke	Nov. 17, 2012
6. 83	Clemson	Sept. 29, 1973
83	Clemson	Dec. 5, 2009
8. 82	NC State	Oct. 11, 1997
9. 81	four times	

**PUNTING****MOST PUNTS**

P	OPPONENT	DATE
1. 12	Clemson	Oct. 7, 1967
12	Notre Dame	Nov. 14, 1970
12	Clemson	Sept. 26, 1987
12	Florida State	Oct. 18, 1997
5. 11	nine times	

**FEWEST PUNTS**

P	OPPONENT	DATE
1. 0	Maryland	Nov. 22, 1997
0	Virginia	Nov. 9, 2000
0	Florida State	Oct. 10, 2009
0	Georgia	Nov. 28, 2009
0	Clemson	Dec. 5, 2009
0	NC State	Nov. 8, 2014
7. 1	20 times, most recently:	
	Pittsburgh	Oct. 8, 2016

**MOST PUNT YARDS**

YDS	OPPONENT	DATE
1. 553	Florida State	Oct. 18, 1997
2. 505	Clemson	Sept. 26, 1987
3. 464	Virginia Tech	Sept. 24, 2005
4. 454	Clemson	Oct. 7, 1967
454	Auburn	Oct. 16, 1982
6. 453	Boston Coll.	Sept. 15, 2007
7. 443	Notre Dame	Nov. 14, 1970
8. 440	North Carolina	Oct. 4, 1980
9. 434	Notre Dame	Nov. 7, 1981
10. 425	Vanderbilt	Sept. 18, 1965

**FEWEST PUNT YARDS**

YDS	OPPONENT	DATE
1. 0	Maryland	Nov. 22, 1997
0	Virginia	Nov. 9, 2000
0	Florida State	Oct. 10, 2009
0	Georgia	Nov. 28, 2009
0	Clemson	Dec. 5, 2009
0	NC State	Nov. 8, 2014
7. 23	North Carolina	Oct. 3, 2015
8. 26	Virginia	Nov. 8, 1997
9. 33	NC State	Oct. 30, 1999
10. 34	Navy	Nov. 23, 1996
34	North Carolina	Sept. 18, 2010

**HIGHEST PUNTING AVERAGE****MINIMUM 2 ATTEMPTS**

AVG	OPPONENT	DATE
1. 55.5	Clemson	Sept. 29, 2001
2. 55.0	Boston Coll.	Oct. 4, 1997
3. 54.5	Duke	Nov. 15, 1997
54.5	Duke	Oct. 16, 1999
5. 52.7	NC State	Oct. 11, 1997
6. 52.5	Duke	Sept. 14, 2013
7. 52.2	Virginia	Nov. 19, 2016
8. 52.0	NC State	Oct. 1, 1994
52.0	Middle Tenn.	Sept. 10, 2011
10. 51.8	Florida State	Oct. 24, 1998
51.8	North Carolina	Nov. 17, 2007

**LOWEST PUNTING AVERAGE****MINIMUM 2 ATTEMPTS**

AVG	OPPONENT	DATE
1. 13.4	Auburn	Oct. 19, 1974
2. 19.3	Georgia	Nov. 29, 2003
3. 24.3	Alabama	Nov. 17, 1956
4. 24.5	Alabama A&M	Nov. 23, 2013
5. 25.0	Maryland	Nov. 18, 2000
6. 25.1	Georgia	Nov. 26, 1988
7. 25.6	Army	Sept. 25, 1971
8. 25.8	NC State	Oct. 4, 2003
9. 26.2	Miami	Jan. 1, 2000
10. 27.4	Virginia	Sept. 19, 1992

**PUNT RETURNS****MOST PUNT RETURNS**

PR	OPPONENT	DATE
1. 9	The Citadel	Sept. 1, 2001
2. 8	Tulane	Oct. 28, 1961
8	Florida	Sept. 29, 1962
8	Duke	Oct. 6, 2001
8	Florida State	Nov. 9, 2002
8	Duke	Nov. 16, 2002
8	Samford	Sept. 9, 2006
8	Samford	Sept. 8, 2007
9. 7	11 times	

**MOST PUNT RETURN YARDS**

YDS	OPPONENT	DATE
1. 249	Navy	Oct. 23, 1965
2. 197	Duke	Oct. 29, 1966
3. 149	Auburn	Oct. 20, 1962
4. 136	South Carolina	Sept. 16, 1972
5. 134	Florida State	Sept. 19, 1970
6. 120	Tennessee	Oct. 11, 1958
7. 117	Virginia	Oct. 17, 1998
8. 115	Samford	Sept. 8, 2007
9. 111	North Carolina	Nov. 1, 2001
10. 110	Vanderbilt	Aug. 31, 2002

**HIGHEST RETURN AVERAGE****MINIMUM 2 RETURNS**

AVG	OPPONENT	DATE
1. 68.0	South Carolina	Sept. 16, 1972
2. 60.0	Tennessee	Oct. 11, 1958
3. 49.8	Navy	Oct. 23, 1965
4. 49.7	Auburn	Oct. 20, 1962
5. 42.0	Virginia	Nov. 22, 2003
42.0	Miami	Sept. 22, 2012
7. 37.5	North Carolina	Nov. 15, 2003
8. 36.5	The Citadel	Sept. 30, 1978
36.5	Wake Forest	Nov. 21, 1998
10. 33.7	Duke	Oct. 31, 1992

**LOWEST RETURN AVERAGE****MINIMUM 2 RETURNS**

AVG	OPPONENT	DATE
1. -14.5	Georgia (OT)	Nov. 27, 1999
2. -4.6	Miami	Nov. 19, 2005
3. -4.0	vs. Air Force	Dec. 27, 2010
4. -3.5	NC State	Oct. 23, 1993
5. -1.5	Auburn	Oct. 18, 1975
-1.5	Vanderbilt	Oct. 31, 2009
7. -1.0	vs. Utah	Dec. 29, 2005
-1.0	Virginia	Sept. 21, 2006
9. -0.5	Florida State	Nov. 13, 1971
-0.5	Duke	Oct. 4, 2008

**KICK RETURNS****MOST KICKOFF RETURNS**

KR	OPPONENT	DATE
1. 11	Notre Dame	Nov. 5, 1977
2. 9	Georgia	Nov. 30, 2002
9	Clemson	Nov. 14, 2013
4. 8	Duke	Nov. 2, 1968
8	Duke	Oct. 31, 1987
8	Virginia	Nov. 6, 1999
7. 8	Virginia	Nov. 4, 2017
8. 7	19 times	

**FEWEST KICKOFF RETURNS**

KR	OPPONENT	DATE
1. 0	28 times, most recently:	
	Miami	Oct. 1, 2016

**MOST KICKOFF RETURN YARDS**

YDS	OPPONENT	DATE
1. 284 (11)	Notre Dame	Nov. 5, 1977
2. 236 (6)	Duke	Oct. 27, 1990
3. 230 (7)	North Carolina	Nov. 10, 2012
4. 204 (7)	Middle Tenn.	Sept. 29, 2012
5. 193 (7)	Miami	Oct. 14, 2017
6. 184 (6)	Duke	Oct. 28, 1989
7. 182 (6)	BYU	Oct. 27, 2012
8. 178 (7)	Georgia	Nov. 27, 1975
178 (8)	Virginia	Nov. 4, 2017
10. 173 (7)	NC State	Sept. 25, 2010

**HIGHEST RETURN AVERAGE****MINIMUM 2 ATTEMPTS**

AVG	OPPONENT	DATE
1. 60.5	Tulane	Oct. 26, 1957
2. 57.5	Auburn	Oct. 21, 1978
3. 52.0	Maryland	Oct. 31, 1998
4. 48.5	Tulane	Oct. 27, 1962
5. 47.3	Samford	Sept. 8, 2007
6. 46.3	Duke	Nov. 14, 2009
7. 45.0	W. Carolina	Nov. 4, 1989
8. 42.8	Clemson	Oct. 13, 1990
9. 39.2	Duke	Oct. 27, 1990
10. 38.5	Georgia	Dec. 1, 1962
38.5	NC State	Oct. 4, 2003

**LOWEST RETURN AVERAGE****MINIMUM 2 ATTEMPTS**

AVG	OPPONENT	DATE
1. 0.0 (2)	USC	Sept. 22, 1961
2. 3.5 (2)	Jacksonville St.	Aug. 28, 2008
3. 4.5 (2)	Jacksonville St.	Sept. 9, 2017
4. 5.0 (2)	Clemson	Sept. 24, 1983
5. 6.5 (2)	Middle Tenn.	Oct. 16, 2010
6. 7.0 (4)	North Carolina	Oct. 20, 1990
7. 7.5 (2)	Georgia	Dec. 2, 1961
7.5 (2)	N.M. State	Sept. 12, 1998
9. 7.6 (5)	Iowa State	Dec. 18, 1972
10. 7.7 (3)	Georgia	Nov. 30, 1974

**DEFENSE****MOST INTERCEPTIONS**

INT	OPPONENT	DATE
1. 5	Duke	Nov. 1, 1969
5	Tulane	Oct. 24, 1970
5	VMI	Nov. 10, 1973
5	Chattanooga	Sept. 22, 1990
5. 4	20 times	

**MOST INTERCEPTION RETURN YARDS**

YDS	OPPONENT	DATE
1. 173 (3)	Elon	Aug. 31, 2013
2. 147 (3)	Clemson	Nov. 15, 2014
3. 139 (3)	Tulane	Oct. 22, 1966
4. 137 (4)	Wake Forest	Nov. 17, 1990
5. 135 (3)	Notre Dame	Nov. 15, 1969
6. 126 (2)	Samford	Sept. 9, 2006
7. 119 (2)	NC State	Nov. 8, 2014
8. 117 (2)	W. Carolina	Sept. 10, 2004
9. 95 (2)	NC State	Sept. 9, 1989
10. 93 (5)	Tulane	Oct. 24, 1970

**MOST FUMBLE RETURNS**

FR	OPPONENT	DATE
1. 3 (0)	UCF	Oct. 26, 1996
2. 2 (0)	NC State	Nov. 11, 1995
2 (28)	N.M. State	Sept. 12, 1998
2 (90)	Wake Forest	Nov. 21, 1998
2 (24)	Maryland	Oct. 23, 2003
2 (10)	Miami	Oct. 28, 2006
2 (2)	Alabama A&M	Nov. 23, 2013

**MOST FUMBLE RETURN YARDS**

YDS	OPPONENT	DATE
1. 90 (2)	Wake Forest	Nov. 21, 1998
2. 60 (1)	Duke	Sept. 26, 1996
3. 54 (1)	Duke	Oct. 3, 1998
4. 43 (1)	NC State	Nov. 8, 2014
5. 42 (1)	North Carolina	Sept. 26, 1998
6. 40 (1)	Miss. State	Oct. 3, 2009
7. 38 (1)	Virginia Tech	Sept. 30, 2006
38 (1)	Kentucky	Dec. 31, 2016
9. 34 (1)	Virginia	Oct. 17, 1998
10. 32 (1)	Maryland	Oct. 6, 2007

**MOST TACKLES FOR LOSS**

TFL	OPPONENT	DATE
1. 19	Notre Dame	Sept. 1, 2007
2. 18	Auburn	Sept. 6, 2003
3. 17	Maryland	Nov. 22, 1997
17	Clemson	Sept. 29, 2001
5. 16	NC State	Oct. 4, 2003
6. 15	Florida State	Dec. 1, 2001
15	NC State	Nov. 6, 2004
8. 14	Navy	Sept. 16, 2000
14	Gardner-Webb	Oct. 11, 2008
10. 13	four times	

## MOST PASS BREAK-UPS

PBU	OPPONENT	DATE
1. 19	Chattanooga	Nov. 9, 1985
2. 18	Tulane	Oct. 25, 1975
3. 15	Tulane	Oct. 23, 1971
4. 14	Maryland	Sept. 28, 1995
5. 12	Tulane	Nov. 8, 1969
12	W. Carolina	Oct. 12, 1985
7. 11	Florida State	Oct. 4, 1975
11	Tulane	Oct. 22, 1977
11	Wake Forest	Nov. 4, 1995
11	Georgia	Nov. 25, 2000
11	BYU	Sept. 21, 2002

## MOST PENALTY YARDS

YDS	OPPONENT	DATE
1. 140	Florida State	Sept. 9, 2000
2. 137	Florida State	Sept. 11, 1999
3. 121	Georgia	Nov. 28, 1987
4. 117	Duke	Sept. 26, 1996
5. 116	Georgia	Dec. 2, 1989
6. 115	Georgia	Nov. 26, 1960
115	Georgia	Nov. 26, 1977
8. 111	Maryland	Oct. 9, 1993
9. 110	Clemson	Oct. 3, 1959
110	SMU	Sept. 20, 1969
110	Army	Oct. 20, 2007

## LOWEST THIRD-DOWN CONVERSION

PERCENTAGE	PCT	OPPONENT	DATE
1. .000 (0-13)		North Carolina	Oct. 4, 1980
2. .000 (0-10)		BYU	Oct. 27, 2012
3. .067 (1-15)		Notre Dame	Nov. 8, 1975
4. .077 (1-13)		Georgia	Nov. 30, 1991
5. .077 (1-13)		vs. Miami	Jan. 1, 2000
6. .083 (1-12)		Florida	Sept. 22, 1979
7. .083 (1-12)		Clemson	Sept. 24, 1983
8. .083 (1-12)		Maryland	Oct. 8, 1988
9. .083 (1-12)		Clemson	Oct. 10, 2015
10. .091 (1-11)		Georgia	Nov. 28, 1964
11. .091 (1-11)		Notre Dame	Nov. 5, 1977

## MOST SACKS

SKS	OPPONENT	DATE
1. 11	Maryland	Oct. 6, 1990
11	Maryland	Oct. 9, 1993
3. 9	NC State	Sept. 14, 1985
9	Notre Dame	Sept. 1, 2007
5. 8	NC State	Oct. 3, 1992
8	Duke	Oct. 21, 2000
8	Duke	Nov. 10, 2007
8. 7	10 times	

## FEWEST PENALTY YARDS

YDS	OPPONENT	DATE
1. 0 (0)	LSU	Oct. 12, 1957
0 (0)	Duke	Oct. 29, 1960
0 (0)	Tulane	Oct. 26, 1963
0 (0)	TCU	Sept. 21, 1968
0 (0)	Navy	Nov. 9, 1968
0 (0)	Syracuse	Oct. 19, 2013
0 (0)	Alcorn State	Sept. 3, 2015
8. 5	23 times, most recently:	
	North Carolina	Sept. 30, 2017

## MOST THIRD-DOWN ATTEMPTS

3D	OPPONENT	DATE
1. 23 (13)	Tulane	Oct. 4, 1958
23 (11)	Clemson	Oct. 28, 2000
23 (11)	Maryland (OT)	Oct. 11, 2001
4. 21 (9)	Georgia	Dec. 1, 1973
21 (12)	Virginia	Oct. 13, 1984
21 (11)	North Carolina	Oct. 21, 1989
21 (13)	vs. W. Virginia	Dec. 29, 1997
8. 20	17 times	

## MOST SACK YARDS

YDS	OPPONENT	DATE
1. 70 (7)	vs. Tulsa	Jan. 4, 2004
2. 69 (9)	Notre Dame	Sept. 1, 2007
3. 67 (11)	Maryland	Oct. 9, 1993
4. 66 (8)	Duke	Oct. 21, 2000
5. 65 (11)	Maryland	Oct. 6, 1990
6. 62 (7)	Maryland	Oct. 9, 2004
7. 61 (6)	Maryland	Sept. 28, 1995
8. 56 (7)	NC State	Sept. 14, 1985
56 (7)	Maryland	Nov. 22, 1997
10. 54 (6)	Boston College	Sept. 14, 1991

## MISCELLANEOUS

## MOST THIRD-DOWN CONVERSIONS

3D	OPPONENT	DATE
1. 14 (of 19)	Virginia	Nov. 9, 2000
2. 13 (of 23)	Tulane	Oct. 4, 1958
13 (of 18)	Virginia	Oct. 5, 1974
13 (of 21)	West Virginia	Dec. 29, 1997
13 (of 20)	Maryland	Oct. 8, 2011
13 (of 20)	Boston Coll.	Oct. 20, 2012
13 (of 20)	Duke	Nov. 17, 2012
13 (of 18)	Tennessee	Sept. 4, 2017
9. 12	seven times	

## MOST FOURTH-DOWN CONVERSIONS

4D	OPPONENT	DATE
1. 5 (of 7)	LSU	Oct. 13, 1956
5 (of 5)	Duke	Nov. 2, 1957
5 (of 6)	Auburn	Oct. 18, 1986
4. 4 (of 5)	Tennessee	Oct. 10, 1970
4 (of 4)	Duke	Nov. 17, 2012
4 (of 4)	Florida State	Dec. 1, 2012
4 (of 5)	Miami	Oct. 5, 2013
8. 3	25 times, most recently:	
(of 3)	North Carolina	Sept. 30, 2017

## PENALTIES

## MOST PENALTIES

PEN	OPPONENT	DATE
1. 19	Florida State	Sept. 9, 2000
2. 14	Duke	Sept. 26, 1996
3. 13	Chattanooga	Sept. 10, 1988
13	Maryland	Oct. 9, 1993
13	Florida State	Sept. 11, 1999
6. 12	Georgia	Nov. 28, 1987
12	Army	Oct. 20, 2007
8. 11	12 times	

## HIGHEST THIRD-DOWN CONVERSION PERCENTAGE

PCT	OPPONENT	DATE
1. .889 (8-9)	Elon	Aug. 31, 2013
2. .833 (10-12)	Tulane	Sept. 6, 2014
3. .800 (8-10)	Florida State	Oct. 10, 2009
.800 (8-10)	NC State	Nov. 8, 2014
5. .777 (7-9)	Wake Forest	Nov. 21, 1998
6. .750 (9-12)	USC	Sept. 22, 1961
.750 (9-12)	W. Carolina	Sept. 1, 2011
.750 (6-8)	Mercer	Sept. 10, 2016
9. .737 (14-19)	Virginia	Nov. 9, 2000
10. .727 (8-11)	Virginia	Nov. 5, 1966
.727 (8-11)	Wake Forest	Nov. 18, 1989
.727 (8-11)	Virginia	Nov. 8, 1997

## MOST FOURTH-DOWN ATTEMPTS

4D	OPPONENT	DATE
1. 7 (5)	LSU	Oct. 13, 1956
7 (3)	Georgia	Nov. 24, 2012
3. 6 (3)	Notre Dame	Nov. 15, 1969
6 (5)	Auburn	Oct. 18, 1986
6 (2)	vs. LSU	Dec. 31, 2008
6. 5	14 times, most recently:	
(3)	North Carolina	Oct. 3, 2015

## FEWEST PENALTIES

PEN	OPPONENT	DATE
1. 0	LSU	Oct. 12, 1957
0	Duke	Oct. 29, 1960
0	Tulane	Oct. 26, 1963
0	TCU	Sept. 21, 1968
0	Navy	Nov. 9, 1968
0	Syracuse	Oct. 19, 2013
0	Alcorn State	Sept. 3, 2015
8. 1	42 times, most recently:	
	Miami	Oct. 14, 2017

## FEWEST THIRD-DOWN CONVERSIONS

3D	OPPONENT	DATE
1. 0 (0-13)	North Carolina	Oct. 4, 1980
0 (0-10)	BYU	Oct. 27, 2012
3. 1	16 times, most recently:	
(1-12)	Clemson	Oct. 10, 2015

## MOST TIME OF POSSESSION

TOP	OPPONENT	DATE
1. 43:45	Boston Coll.	Oct. 20, 2012
2. 42:43	Virginia	Oct. 24, 2009
3. 42:39	South Carolina	Sept. 12, 1970
4. 42:18	Virginia Tech	Oct. 25, 2018
5. 42:10	Wake Forest	Sept. 14, 1996
6. 42:06	North Carolina	Sept. 26, 2009
7. 41:27	Tennessee	Sept. 4, 2017
8. 40:46	Duke	Nov. 1, 1986
9. 40:45	Miami	Oct. 4, 2014
10. 40:38	North Carolina	Sept. 21, 2013

**LOWEST TIME OF POSSESSION**

TOP	OPPONENT	DATE
1. 16:38	Alabama	Sept. 8, 1979
2. 18:28	North Carolina	Oct. 8, 1994
3. 19:01	Clemson	Sept. 27, 1986
4. 19:08	Georgia	Nov. 24, 1979
5. 19:35	Arizona	Sept. 1, 1994
6. 19:53	Navy	Nov. 12, 1977
7. 20:09	Georgia	Nov. 25, 1993
8. 20:50	Duke	Oct. 21, 2000
9. 20:54	BYU	Aug. 28, 2003
20:54	North Carolina	Oct. 16, 1993

**LONGEST SCORING DRIVES (PLAYS)**

PL	OPPONENT	DATE
1. 20	Duke	Nov. 1, 1975
20	Navy	Nov. 15, 1975
20	North Carolina	Nov. 11, 2006
20 (FG)	North Carolina	Sept. 18, 2010
20	Miami	Oct. 22, 2011
6. 19	Duke	Nov. 3, 1962
19 (FG)	Army	Sept. 25, 1971
19	Virginia	Oct. 15, 2011
9. 18	12 times, most recently:	
	North Carolina	Sept. 30, 2017

**SHORTEST SCORING DRIVES (YARDS)**

YDS	OPPONENT	DATE
1. -6 (FG)	Duke	Nov. 1, 1969
-6 (FG)	Virginia	Nov. 19, 2016
3. -5 (FG)	Auburn	Oct. 15, 1977
-5 (FG)	Georgia	Nov. 25, 2006
5. -2 (FG)	Notre Dame	Nov. 18, 1967
-2 (FG)	Notre Dame	Nov. 8, 1975
-2 (FG)	Clemson	Oct. 10, 2015
8. 0 (FG)	Baylor	Nov. 7, 1992
9. 1	11 times, most recently:	
	Tulane	Sept. 6, 2014

**MOST PLAYERS TO SCORE TOUCHDOWN**

PL	OPPONENT	DATE
1. 9	Elon	Aug. 31, 2013
2. 8	Navy	Sept. 8, 2001
8	Presbyterian	Sept. 8, 2012
8	Tulane	Sept. 12, 2015
5. 7	Wake Forest	Nov. 21, 1998
7	W. Carolina	Sept. 1, 2011
7	Alabama A&M	Nov. 23, 2013
7	Alcorn State	Sept. 3, 2015
9. 6	11 times	

**LONGEST SCORING DRIVES (TIME)**

TOP	OPPONENT	DATE
1. 10:47	Virginia	Oct. 24, 2009
2. 10:32 (FG)	N. Carolina	Sept. 18, 2010
3. 10:30	N. Carolina	Nov. 11, 2006
4. 9:41	Middle Tenn.	Sept. 10, 2011
5. 9:31	Virginia	Oct. 15, 2011
6. 9:30	Navy	Nov. 15, 1975
7. 9:27	Florida State	Oct. 24, 1998
8. 9:25	Middle Tenn.	Sept. 10, 2011
9. 9:15	Miami	Oct. 22, 2011
10. 9:13	Duke	Nov. 1, 1975

**MOST PLAYERS TO RUSH FOR TOUCHDOWN**

PL	OPPONENT	DATE
1. 6	Samford	Sept. 8, 2007
6	Kansas	Sept. 17, 2011
6	Presbyterian	Sept. 8, 2012
6	Elon	Aug. 31, 2013
6	Alabama A&M	Nov. 23, 2013
6	Alcorn State	Sept. 3, 2015
6	Tulane	Sept. 12, 2015
8. 5	W. Carolina	Sept. 1, 2011
5	North Carolina	Nov. 10, 2012
5	Pittsburgh	Oct. 25, 2014
5	Louisville	Oct. 5, 2018

**LONGEST SCORING DRIVES (YARDS)**

YDS	OPPONENT	DATE
1. 99	Tulane	Oct. 22, 1977
99	Maryland	Oct. 8, 1988
99	Samford	Sept. 4, 2004
99	Elon	Aug. 31, 2013
99	Pitt	Sept. 15, 2018
6. 98	South Carolina	Oct. 19, 1991
98	N.M. State	Sept. 12, 1998
98	Maryland	Nov. 18, 2000
98	Middle Tenn.	Sept. 10, 2011
10. 97	six times, most recently:	
	Alcorn State	Sept. 1, 2018

**MOST PLAYERS TO CATCH TOUCHDOWN**

PL	OPPONENT	DATE
1. 4	Clemson	Nov. 13, 1999
4	Georgia	Nov. 27, 1999
3. 3	28 times, most recently:	
	Tulane	Sept. 12, 2015

**SHORTEST SCORING DRIVES (PLAYS)**

YDS	OPPONENT	DATE
1. 1	112 times, most recently:	
	North Carolina	Nov. 5, 2016

**SHORTEST SCORING DRIVES (TIME)**

TOP	OPPONENT	DATE
1. 0:03	Wake Forest	Sept. 20, 1997
0:03	Connecticut	Sept. 7, 2002
0:03	Duke	Oct. 15, 2005
0:03	Duke	Nov. 14, 2009
5. 0:04	VMI	Nov. 8, 1986
0:04	N.M. State	Sept. 12, 1998
0:04	Navy	Sept. 16, 2000
8. 0:05	five times	

**MOST PLAYERS TO THROW FOR TOUCHDOWN**

PL	OPPONENT	DATE
1. 3	Tulane	Oct. 27, 1956
3	North Carolina	Nov. 17, 2007
3. 2	33 times, most recently:	
	Tulane	Sept. 12, 2015



## RUSHING

### MOST RUSHING ATTEMPTS

ATT	TEAM	DATE
1. 79	Alabama	Sept. 8, 1979
2. 78	Georgia	Nov. 27, 1975
3. 75	Clemson	Oct. 13, 1990
4. 73	Notre Dame	Nov. 16, 1968
73	Duke	Oct. 30, 1976
73	North Carolina	Oct. 2, 1982
7. 72	North Carolina	Oct. 4, 1980
72	North Carolina	Oct. 8, 1994
9. 70	five times	

### FEWEST RUSHING ATTEMPTS

ATT	TEAM	DATE
1. 12	Virginia	Oct. 24, 2009
2. 15	Samford	Sept. 9, 2006
3. 16	Samford	Sept. 4, 2004
16	Boston College	Oct. 20, 2012
5. 17	Wake Forest	Nov. 4, 1995
17	North Carolina	Nov. 1, 2001
7. 18	Georgia	Nov. 25, 2000
18	North Carolina	Sept. 26, 2009
9. 19	Wake Forest	Sept. 14, 1996
19	NC State	Oct. 4, 2003

### MOST RUSHING YARDS

YDS	TEAM	DATE
1. 431	Georgia	Nov. 27, 1975
2. 399	Duke	Oct. 30, 1976
3. 381	Auburn	Oct. 20, 1979
4. 377	Auburn	Oct. 19, 1985
5. 366	Tennessee	Oct. 13, 1973
6. 361	Alabama	Sept. 11, 1982
7. 357	Duke	Nov. 2, 1968
357	Tennessee	Oct. 9, 1976
9. 353	Tennessee	Oct. 13, 1979
353	North Carolina	Nov. 5, 2016

### FEWEST RUSHING YARDS

YDS	TEAM	DATE
1. -56	Tulsa	Jan. 4, 2004
2. -30	Maryland	Sept. 28, 1995
3. -20	Maryland	Oct. 6, 1990
4. -11	Navy	Nov. 7, 1970
5. -9	Florida	Sept. 14, 1963
6. -8	NC State	Oct. 4, 2003
-8	Notre Dame	Sept. 1, 2007
8. -5	Pittsburgh	Nov. 2, 2013
9. 8	UCF	Sept. 2, 2000
8	Maryland	Oct. 9, 2004

### HIGHEST AVERAGE PER RUSH

AVG	TEAM	DATE
1. 9.5	Clemson	Dec. 5, 2009
2. 8.4	Clemson	Oct. 21, 2006
3. 8.1	North Carolina	Nov. 5, 2016
4. 7.8	Florida State	Nov. 2, 1996
5. 7.7	Georgia	Nov. 28, 2009
6. 7.6	Tennessee	Oct. 13, 1973
7. 7.5	Vanderbilt	Oct. 31, 2009
7.5	North Carolina	Oct. 3, 2015
9. 7.3	at Miami	Oct. 5, 2013
10. 6.9	NC State	Oct. 11, 1997
6.9	West Virginia	Jan. 1, 2007
6.9	Duke	Oct. 29, 2016

### LOWEST AVERAGE PER RUSH

AVG	TEAM	DATE
1. -2.2	vs. Tulsa	Jan. 4, 2004
2. -1.3	Maryland	Sept. 28, 1995
3. -0.8	Maryland	Oct. 6, 1990
4. -0.4	NC State	Oct. 4, 2003
5. -0.3	Navy	Nov. 7, 1970
6. -0.2	Florida	Sept. 14, 1963
-0.2	Notre Dame	Sept. 1, 2007
-0.2	Pittsburgh	Nov. 2, 2013
9. 0.2	Maryland	Oct. 9, 2004
10. 0.3	UCF	Sept. 2, 2000

### MOST RUSHING TOUCHDOWNS

TD	TEAM	DATE
1. 6	Duke	Nov. 2, 1968
6	Georgia	Nov. 30, 1968
6	Alabama	Sept. 11, 1982
4. 5	10 times, most recently:	
	North Carolina	Nov. 5, 2016

## PASSING

### MOST PASSING ATTEMPTS

ATT	TEAM	DATE
1. 65	Wake Forest	Nov. 4, 1995
2. 64	Wake Forest	Nov. 21, 1998
3. 63	Georgia	Nov. 25, 2000
4. 62	Virginia	Oct. 26, 2013
5. 61	Duke	Nov. 15, 1997
6. 59	Virginia	Oct. 26, 2002
7. 57	W. Carolina	Oct. 12, 1985
57	BYU	Sept. 21, 2002
9. 56	Georgia	Nov. 27, 1999
10. 54	Virginia Tech	Sept. 30, 2006

### FEWEST PASSING ATTEMPTS

ATT	TEAM	DATE
1. 1	Alabama	Nov. 14, 1953
1	Kentucky	Sept. 20, 1958
3. 2	Alabama	Nov. 15, 1958
2	Auburn	Oct. 17, 1959
5. 3	Florida	Sept. 26, 1953
3	Georgia	Nov. 29, 1958
3	Tennessee	Nov. 11, 1961
3	Alabama	Nov. 16, 1963
9. 4	three times	

### MOST COMPLETIONS

CMP	TEAM	DATE
1. 43	Virginia	Oct. 26, 2013
2. 42	Wake Forest	Nov. 21, 1998
3. 41	Florida State	Oct. 21, 1995
41	Wake Forest	Nov. 4, 1995
41	Duke	Nov. 15, 1997
41	Virginia	Oct. 26, 2002
7. 37	Georgia	Nov. 25, 2000
8. 33	Florida State	Oct. 18, 1997
9. 32	five times, most recently:	
	Virginia Tech	Nov. 12, 2016

### FEWEST COMPLETIONS

CMP	TEAM	DATE
1. 0	Alabama	Nov. 14, 1953
0	Auburn	Oct. 17, 1959
0	Missouri	Dec. 22, 1962
0	Georgia	Nov. 30, 1974
5. 1	Alabama	Nov. 15, 1958
1	Georgia	Nov. 29, 1958
1	Alabama	Nov. 14, 1959
1	Alabama	Nov. 16, 1963

### MOST PASSING YARDS

YDS	TEAM	DATE
1. 501	Wake Forest	Nov. 4, 1995
2. 494	Wake Forest	Nov. 21, 1998
3. 489	Florida State	Oct. 18, 1997
489	Duke	Nov. 15, 1997
5. 463	Florida State	Sept. 9, 2000
6. 436	Miami	Sept. 22, 2012
7. 435	at Georgia	Nov. 25, 2000
435	Boston College	Sept. 15, 2007
9. 415	Georgia	Nov. 29, 1997
10. 407	at Georgia	Nov. 29, 2008

### FEWEST PASSING YARDS

YDS	TEAM	DATE
1. -3	South Carolina	Nov. 19, 1949
2. -1	Georgia	Nov. 29, 1958
3. 0	Alabama	Nov. 14, 1953
0	Auburn	Oct. 17, 1959
0	Missouri	Dec. 22, 1962
0	Georgia	Nov. 30, 1974
7. 1	Florida	Sept. 26, 1953
8. 6	Clemson	Oct. 7, 1972
9. 9	South Carolina	Oct. 7, 1978
10. 10	Alabama	Nov. 15, 1958

### MOST PASSING TOUCHDOWNS

TD	TEAM	DATE
1. 6	Duke	Oct. 31, 1987
2. 5	Notre Dame	Nov. 5, 1977
5	Penn State	Aug. 28, 1991
5	Virginia	Nov. 10, 2001
5	Georgia	Nov. 29, 2008
5	Florida State	Oct. 10, 2009
7. 4	15 times	

### MOST INTERCEPTIONS THROWN

INT	TEAM	DATE
1. 5	Tulane	Oct. 24, 1970
5	VMI	Nov. 10, 1973
5	Chattanooga	Sept. 22, 1990
4. 4	21 times	

### HIGHEST COMPLETION PERCENTAGE

PCT	TEAM	DATE
1. 1.000 (1-1)	Kentucky	Sept. 20, 1958
2. .938 (15-16)	Duke	Oct. 29, 1960
3. .818 (27-33)	Duke	Oct. 29, 1983
.818 (9-11)	Georgia	Nov. 28, 1987
5. .804 (41-51)	Florida State	Oct. 21, 1995
6. .800 (4-5)	Georgia	Nov. 27, 1976
.800 (20-25)	at Miami	Sept. 17, 2009
8. .789 (15-19)	NC State	Oct. 6, 1984
.789 (15-19)	at Georgia	Nov. 27, 2010
10. .778 (14-18)	at Georgia	Nov. 24, 2012



## LOWEST COMPLETION PERCENTAGE

PCT	TEAM	DATE
1. .000 (0-2)	Auburn	Oct. 17, 1959
.000 (0-7)	Missouri	Dec. 22, 1962
.000 (0-7)	Georgia	Nov. 30, 1974
4. .143 (2-14)	Penn State	Nov. 12, 1966
5. .190 (4-21)	Florida	Sept. 22, 1979
6. .200 (3-15)	Clemson	Sept. 28, 1963
.200 (2-10)	Auburn	Oct. 19, 1985
8. .211 (4-19)	Texas A&M	Sept. 17, 1966
9. .214 (3-14)	Clemson	Oct. 13, 1990
10. .217 (5-23)	Clemson	Oct. 7, 1967

## HIGHEST AVERAGE PER ATTEMPT

AVG	TEAM	DATE
1. 31.0	Kentucky	Sept. 20, 1958
2. 16.1	Virginia Tech	Nov. 10, 2011
3. 15.0	Maryland	Oct. 6, 2007
4. 14.7	at Miami	Oct. 5, 2013
5. 14.3	at Georgia	Nov. 27, 2010
6. 14.1	Baylor	Nov. 7, 1992
7. 13.5	Navy	Nov. 23, 1996
8. 13.2	Georgia	Nov. 25, 2017
9. 12.9	Auburn	Oct. 20, 1973
12.9	Georgia	Dec. 5, 1981
12.9	Georgia	Nov. 30, 2002

## LOWEST AVERAGE PER ATTEMPT

AVG	TEAM	DATE
1. -0.3	Georgia	Nov. 29, 1958
2. 0.0	Auburn	Oct. 17, 1959
0.0	Missouri	Dec. 22, 1962
0.0	Georgia	Nov. 30, 1974
5. 0.5	Clemson	Oct. 7, 1972
6. 1.1	Tulane	Oct. 27, 1956
7. 1.2	Duke	Oct. 14, 1961
8. 1.3	South Carolina	Oct. 7, 1978
9. 1.5	The Citadel	Sept. 18, 1982
10. 1.6	Auburn	Oct. 21, 1978

## HIGHEST AVERAGE PER COMPLETION

AVG	TEAM	DATE
1. 31.0	Kentucky	Sept. 20, 1958
2. 29.9	Virginia Tech	Nov. 10, 2011
3. 28.5	Alabama	Sept. 6, 1980
4. 26.8	Virginia	Oct. 13, 1984
5. 25.5	Maryland	Oct. 6, 2007
25.5	Duke	Sept. 9, 1978
7. 25.3	Baylor	Nov. 7, 1992
8. 24.8	Georgia	Nov. 27, 1982
9. 24.3	Tennessee	Oct. 12, 1963
10. 23.7	Tennessee	Nov. 10, 1956

## LOWEST AVERAGE PER COMPLETION

AVG	TEAM	DATE
1. -1.0	Georgia	Nov. 29, 1958
2. 1.2	Clemson	Oct. 7, 1972
3. 3.3	Duke	Oct. 14, 1961
4. 4.0	Tulane	Oct. 27, 1956
5. 4.5	South Carolina	Oct. 7, 1978
6. 5.2	Auburn	Oct. 18, 1958
7. 5.3	Virginia Tech	Sept. 13, 2008
5.3	The Citadel	Sept. 18, 1982
9. 5.5	North Carolina	Oct. 5, 1985
10. 5.8	Two times	

## TOTAL OFFENSE

## MOST TOTAL OFFENSE YARDS

YDS	TEAM	DATE
1. 667	Notre Dame	Nov. 5, 1977
2. 636	North Carolina	Nov. 5, 2016
3. 610	at Duke	Nov. 15, 1997
4. 609	Miami	Sept. 22, 2012
5. 605	Miss. State	Dec. 31, 2014
6. 601	Clemson	Oct. 6, 2012
7. 600	Virginia	Oct. 17, 1998
8. 594	Duke	Nov. 2, 1968
9. 587	Florida State	Oct. 18, 1997
10. 582	Florida State	Oct. 2, 1993

## MOST TOTAL OFFENSE YARDS, HALF

YDS	TEAM	DATE
1. 410 (2nd)	Notre Dame	Nov. 5, 1977
2. 403 (1st)	Florida State	Oct. 10, 2009
3. 400 (2nd)	Duke	Nov. 15, 1997
4. 380 (1st)	N. Carolina	Nov. 5, 2016
5. 375 (2nd)	Wake Forest	Nov. 21, 1998
6. 372 (2nd)	Miami	Sept. 22, 2012
7. 371 (1st)	Virginia	Oct. 17, 1998
8. 367 (1st)	Georgia	Dec. 5, 1981
9. 357 (1st)	BYU	Oct. 12, 2013
10. 356 (2nd)	N. Carolina	Sept. 19, 1987

## FEWEST TOTAL OFFENSE YARDS

YDS	TEAM	DATE
1. 32	Florida	Sept. 14, 1963
2. 51	Citadel	Sept. 20, 1952
3. 67	Duke	Oct. 14, 1961
4. 73	Davidson	Sept. 19, 1953
5. 76	Florida	Sept. 26, 1953
6. 82	Maryland	Oct. 9, 2004
7. 84	Chattanooga	Sept. 10, 1988
8. 87	at Vanderbilt	Oct. 27, 1951
9. 89	Texas A&M	Sept. 17, 1966
10. 90	SMU	Sept. 28, 1957

## FEWEST TOTAL OFFENSE YARDS, HALF

YDS	TEAM	DATE
1. -9 (2nd)	Tulane	Oct. 28, 1961
2. -6 (1st)	Florida	Sept. 14, 1963
3. 16 (2nd)	Maryland	Oct. 9, 2004
4. 20 (1st)	Tulsa	Jan. 4, 2004
5. 22 (2nd)	Texas A&M	Sept. 17, 1966
22 (2nd)	Samford	Sept. 9, 2006
22 (2nd)	Duke	Nov. 10, 2007
8. 23 (2nd)	Florida	Sept. 29, 1962
23 (2nd)	Miami	Sept. 26, 1964
10. 25 (1st)	Georgia	Dec. 1, 1962

## MOST OFFENSIVE PLAYS

PL	TEAM	DATE
1. 99	at Duke	Nov. 2, 1968
99	at Notre Dame	Nov. 5, 1977
3. 98	at Georgia	Nov. 30, 1968
4. 97	South Carolina	Sept. 11, 1976
97	Georgia (OT)	Nov. 27, 1999
6. 96	Duke	Oct. 31, 1987
96	North Carolina	Oct. 8, 1994
8. 95	Air Force	Nov. 11, 1978
95	North Carolina	Oct. 4, 1980
10. 93	Clemson	Oct. 6, 2012

## FEWEST OFFENSIVE PLAYS

PL	TEAM	DATE
1. 31	SMU	Sept. 28, 1957
2. 36	Miami	Sept. 26, 1964
3. 42	Duke	Nov. 2, 1957
42	Duke	Oct. 14, 1961
5. 44	Tulane	Oct. 27, 1956
44	North Carolina	Sept. 26, 2009
44	Virginia	Oct. 24, 2009
8. 45	four times	

## HIGHEST AVERAGE YARDS PER PLAY

YDS	TEAM	DATE
1. 10.4	at Miami	Oct. 5, 2013
9.1	North Carolina	Nov. 5, 2016
3. 8.9	Georgia	Nov. 27, 2010
4. 8.2	Florida State	Oct. 10, 2009
8.2	Clemson	Nov. 14, 2013
6. 8.1	Virginia	Sept. 19, 1992
8.1	Clemson	Dec. 5, 2009
8. 8.0	North Carolina	Sept. 19, 1987
8.0	Miami	Oct. 4, 2014
10. 7.9	Clemson	Oct. 21, 2006
7.9	Georgia	Nov. 29, 2008
7.9	Miami	Nov. 13, 2010

## LOWEST AVERAGE YARDS PER PLAY

YDS	TEAM	DATE
1. 0.6	Florida	Sept. 14, 1963
2. 1.3	Maryland	Oct. 9, 2004
3. 1.5	Chattanooga	Sept. 10, 1988
4. 1.6	Duke	Oct. 14, 1961
5. 1.9	Tulane	Oct. 28, 1961
1.9	Florida	Sept. 29, 1962
1.9	Clemson	Sept. 28, 1963
1.9	Texas A&M	Sept. 17, 1966
1.9	Notre Dame	Sept. 1, 2007
10. 2.1	three times	

## MOST FIRST DOWNS

FD	TEAM	DATE
1. 38	Duke	Oct. 31, 1987
2. 37	Florida State	Oct. 2, 1993
37	Wake Forest	Nov. 21, 1998
4. 36	Duke	Nov. 2, 1968
5. 34	Notre Dame	Nov. 5, 1977
34	Duke	Nov. 15, 1997
7. 33	Georgia	Nov. 27, 1999
8. 32	North Carolina	Oct. 2, 1982
32	Virginia	Oct. 26, 2013
10. 31	two times	

## FEWEST FIRST DOWNS

FD	TEAM	DATE
1. 3	SMU	Sept. 28, 1957
2. 5	Miami	Sept. 26, 1964
5	Duke	Oct. 14, 1961
5	Tulane	Oct. 27, 1956
5. 6	eight times; most recently:	
	Connecticut	Sept. 17, 2005



**MOST FIRST DOWNS BY RUSHING**

FD	TEAM	DATE
1. 25	Georgia	Nov. 27, 1975
2. 23	North Carolina	Oct. 2, 1982
3. 22	Duke	Nov. 2, 1968
22	Georgia	Nov. 29, 1986
5. 21	Clemson	Sept. 28, 1974
21	Alabama	Sept. 8, 1979
21	Tennessee	Oct. 13, 1979
21	Memphis	Sept. 26, 1981
21	Georgia	Dec. 5, 1981
10. 20	three times, most recently:	
	Duke	Nov. 18, 2017

**FEWEST FIRST DOWNS BY RUSHING**

FD	TEAM	DATE
1. 1	13 times, most recently:	
	Wake Forest	Nov. 7, 2009

**MOST FIRST DOWNS BY PASSING**

FD	TEAM	DATE
1. 27	Wake Forest	Nov. 21, 1998
2. 26	Wake Forest	Nov. 4, 1995
3. 23	Duke	Nov. 15, 1997
4. 22	at Virginia	Oct. 26, 2013
5. 21	Duke	Oct. 31, 1987
21	Utah	Dec. 29, 2005
7. 19	Florida State	Sept. 9, 2000
19	Virginia	Oct. 26, 2002
19	Georgia	Nov. 29, 2008
19	Miami	Sept. 22, 2012

**FEWEST FIRST DOWNS BY PASSING**

FD	TEAM	DATE
1. 0	Kentucky	Sept. 21, 1957
0	Georgia	Nov. 29, 1958
0	Duke	Oct. 14, 1961
0	Missouri	Dec. 22, 1962
0	Tennessee	Oct. 9, 1971
0	Georgia	Nov. 30, 1974
7. 1	18 times	

**LARGEST FIRST DOWN MARGIN**

FD	TEAM	DATE
1. 28 (37-9)	Florida State	Oct. 2, 1993
2. 26 (34-8)	Notre Dame	Nov. 5, 1977
3. 24 (32-8)	N. Carolina	Oct. 2, 1982
4. 22 (28-6)	N. Carolina	Oct. 4, 1980
5. 20 (28-8)	Florida State	Oct. 18, 1997
6. 18 (29-11)	Georgia	Nov. 27, 1975
7. 17	five times	

**SCORING**

**POINTS SCORED**

**MOST POINTS, MODERN ERA**

PTS	TEAM	DATE
1. 69	Notre Dame	Nov. 5, 1977
2. 55	Clemson	Nov. 14, 2013
55	Virginia	Sept. 19, 1992
4. 54	Alabama	Nov. 18, 1950
5. 51	Florida State	Oct. 2, 1993
51	Georgia	Nov. 30, 2002
51	Virginia Tech	Sept. 24, 2005
8. 50	North Carolina	Nov. 10, 2012
9. 49	Miami	Nov. 10, 1967
49	Florida State	Nov. 2, 1996
49	Middle Tenn.	Sept. 29, 2012
49	South Florida	Sept. 8, 2018
49	Clemson	Sept. 22, 2018

**MOST POINTS, HISTORIC**

PTS	TEAM	DATE
1. 94	Auburn	Nov. 17, 1894
2. 73	Clemson	Oct. 17, 1903

**FEWEST POINTS, MODERN ERA**

PTS	TEAM	DATE
1. 0	Most recently:	
	Alcorn State	Sept. 1, 2018

**MOST POINTS, HALF**

PTS	TEAM	DATE
1. 48 (2nd)	Notre Dame	Nov. 5, 1977
2. 41 (1st)	Auburn	Oct. 20, 1984
3. 38 (1st)	Mississippi	Dec. 30, 1971
4. 35 (2nd)	Miami	Nov. 10, 1967
35 (2nd)	Florida State	Oct. 2, 1993
35 (1st)	LSU	Dec. 31, 2008
35 (1st)	Florida State	Oct. 10, 2009
8. 34 (1st)	Purdue	Dec. 25, 1978
34 (1st)	Georgia	Dec. 5, 1981
34 (1st)	Georgia	Nov. 30, 2002

**MOST POINTS, QUARTER**

PTS	TEAM	DATE
1. 31 (2nd)	Auburn	Oct. 20, 1984
2. 28 (2nd)	Mississippi	Dec. 30, 1971
28 (2nd)	Florida State	Nov. 2, 1996
28 (2nd)	Clemson	Nov. 13, 1999
28 (2nd)	LSU	Dec. 31, 2008
6. 27 (4th)	Notre Dame	Nov. 5, 1977
27 (4th)	Georgia	Nov. 25, 1993
27 (4th)	Duke	Nov. 15, 1997
9. 25	three times	

**MOST POINTS BY AN UNRANKED TEAM**

PTS	TEAM	DATE
1. 50	North Carolina	Nov. 10, 2012
2. 49	Miami	Nov. 10, 1967
49	Middle Tenn.	Sept. 29, 2012
4. 48	Duke	Oct. 31, 1987
48	Georgia	Nov. 25, 1994
48	North Carolina	Oct. 18, 2014
7. 47	Clemson	Sept. 29, 2001
8. 46	Duke	Nov. 2, 1968
9. 45	Florida	Sept. 20, 1980
45	Virginia	Nov. 6, 1999
45	NC State	Sept. 25, 2010

**FEWEST POINTS BY A RANKED TEAM**

PTS	TEAM	DATE
1. 0	Tulane	Oct. 27, 1956
0	Florida	Nov. 24, 1956
0	Kentucky	Sept. 21, 1957
0	SMU	Sept. 28, 1957
0	Duke	Nov. 2, 1957
0	Clemson	Nov. 8, 1958
0	Michigan State	Sept. 18, 1971
0	South Carolina	Oct. 15, 1988
9. 3	six times	

**MOST POINTS AT GEORGIA TECH**

PTS	TEAM	DATE
1. 49	Florida State	Nov. 2, 1996
49	Middle Tenn.	Sept. 29, 2012
49	Clemson	Sept. 22, 2018
4. 48	Georgia	Nov. 27, 1999
5. 47	Clemson	Sept. 29, 2001
6. 45	Florida	Sept. 20, 1980
45	Alabama	Sept. 11, 1982
45	NC State	Sept. 25, 2010
9. 44	Georgia	Dec. 5, 1981
10. 43	Georgia	Nov. 25, 1993

**MOST POINTS AT TEAM**

PTS	TEAM	DATE
1. 69	Notre Dame	Nov. 5, 1977
2. 55	Virginia	Sept. 19, 1992
55	Clemson	Nov. 14, 2013
4. 51	Florida State	Oct. 2, 1993
51	Georgia	Nov. 30, 2002
51	Virginia Tech	Sept. 24, 2005
7. 50	North Carolina	Nov. 10, 2012
8. 49	Miami	Nov. 10, 1967
49	South Florida	Sept. 8, 2018
10. 48	five times; most recently:	
	North Carolina	Nov. 5, 2016

**FEWEST POINTS AT TEAM**

PTS	TEAM	DATE
1. 0	Duke	Nov. 3, 1956
0	Florida	Nov. 24, 1956
0	Georgia	Dec. 1, 1956
0	Tulane	Oct. 28, 1961
0	Florida	Sept. 29, 1962
0	Tulane	Oct. 25, 1975
0	Duke	Nov. 2, 1985
0	North Carolina	Nov. 11, 2006
9. 3	five times	

**MOST POINTS IN LOSS**

PTS	TEAM	DATE
1. 50	North Carolina	Nov. 10, 2012
2. 48	Georgia	Nov. 27, 1999
3. 44	Florida State	Oct. 10, 2009
4. 42	Clemson	Nov. 13, 1999
42	Georgia	Nov. 29, 2008
6. 38	Virginia	Nov. 3, 1990
38	Duke	Nov. 15, 1997
38	Virginia	Oct. 17, 1998
9. 35	Wake Forest	Nov. 21, 1998
35	NC State	Oct. 1, 2011
35	Duke	Oct. 29, 2016

## FEWEST POINTS IN WIN

PTS	TEAM	DATE
1. 3	Auburn	Oct. 19, 1957
2. 6	Tennessee	Nov. 10, 1956
6	Duke	Oct. 29, 1960
4. 7	Georgia	Nov. 30, 1957
7	Auburn	Oct. 17, 1959
7	Georgia	Nov. 26, 1960
7	LSU	Oct. 5, 1963
7	Georgia	Nov. 28, 1964
9. 9	five times	

## LARGEST FIRST-QUARTER LEAD

MARGIN	TEAM	DATE
1. 21 (21-0)	Notre Dame	Nov. 15, 1969
21 (21-0)	Purdue	Dec. 25, 1978
21 (21-0)	Louisville	Oct. 5, 2018
4. 19 (19-0)	Miami	Sept. 22, 2012
5. 17 (17-0)	Alabama	Nov. 15, 1958
17 (17-0)	Georgia	Nov. 30, 1968
17 (17-0)	Auburn	Oct. 19, 1974
8. 16 (19-3)	Duke	Sept. 26, 2015
16 (19-3)	Clemson	Oct. 10, 2015
10. 14	16 times	

## LARGEST HALFTIME LEAD

MARGIN	TEAM	DATE
1. 41 (41-0)	Auburn	Oct. 20, 1984
2. 34 (34-0)	Georgia	Dec. 5, 1981
34 (34-0)	Georgia	Nov. 30, 2002
4. 32 (38-6)	vs. Mississippi	Dec. 30, 1971
32 (35-3)	vs. LSU	Dec. 31, 2008
6. 31 (31-0)	Alabama	Sept. 11, 1982
7. 28 (28-0)	Georgia	Nov. 27, 1975
8. 27 (34-7)	Purdue	Dec. 25, 1978
9. 25	three times	

## MOST TOUCHDOWNS SCORED, GAME

TD	TEAM	DATE
1. 10	Notre Dame	Nov. 5, 1977
2. 7	Miami	Nov. 10, 1967
7	Duke	Nov. 2, 1968
7	Virginia	Sept. 19, 1992
7	Florida State	Oct. 2, 1993
7	Florida State	Nov. 2, 1996
7	Clemson	Sept. 29, 2001
7	Middle Tenn.	Sept. 29, 2012
7	at N. Carolina	Nov. 10, 2012
7	at Clemson	Nov. 14, 2013
7	at USF	Sept. 8, 2018
7	Clemson	Sept. 22, 2018

## MOST TOUCHDOWNS SCORED, QUARTER

TD	TEAM	DATE
1. 4 (2nd)	vs. Mississippi	Dec. 30, 1971
4 (4th)	Notre Dame	Nov. 5, 1977
4 (2nd)	Auburn	Oct. 20, 1984
4 (4th)	Georgia	Nov. 25, 1993
4 (2nd)	Florida State	Nov. 2, 1996
4 (4th)	Duke	Nov. 15, 1997
4 (2nd)	Clemson	Nov. 13, 1999
4 (4th)	Virginia	Nov. 10, 2001
4 (2nd)	vs. LSU	Dec. 31, 2008
10. 3	48 times, most recently	
(2nd)	Georgia	Nov. 24, 2018

## MOST TOUCHDOWNS SCORED, HALF

TD	TEAM	DATE
1. 7 (2nd)	Notre Dame	Nov. 5, 1977
2. 5 (2nd)	Miami	Nov. 10, 1967
5 (1st)	vs. Mississippi	Dec. 30, 1971
5 (1st)	vs. Purdue	Dec. 25, 1978
5 (1st)	Auburn	Oct. 20, 1984
5 (2nd)	Florida State	Oct. 2, 1993
5 (2nd)	Virginia	Nov. 10, 2001
5 (1st)	vs. LSU	Dec. 31, 2008
5 (1st)	Florida State	Oct. 10, 2009
5 (1st)	Georgia	Nov. 24, 2018

## MOST NON-OFFENSIVE TOUCHDOWNS

TD	TEAM	DATE
1. 3 IR/IR/BK	Virginia Tech	Sept. 24, 2005
2. 2 PR/BP	South Carolina	Sept. 11, 1971
2 IR/PR	Rice	Sept. 30, 1972
2 IR/PR	Florida	Sept. 20, 1980
2 KR/PR	Clemson	Sept. 26, 1987
2 FR/IR	Auburn	Oct. 17, 1987
2 BP/IR	Wake Forest	Nov. 21, 1987
2 IR/IR	NC State	Oct. 5, 1991
2 IR/BP	Florida State	Nov. 2, 1996
2 KR/FR	North Carolina	Sept. 26, 1998
2 IR/KR	NC State	Nov. 4, 2006
2 FR/FR	Miami	Oct. 1, 2016
2 KR/KR	South Florida	Sept. 8, 2018

## MOST TWO-POINT CONVERSIONS ATTEMPTED

2P	TEAM	DATE
1. 3 (1-3)	Alabama	Sept. 8, 1979
3 (0-3)	Virginia	Nov. 10, 2001
3 (1-3)	Duke	Sept. 26, 2015
4. 2	16 times	

## KICKING

## MOST FIELD GOALS MADE

FGM	TEAM	DATE
1. 6	Georgia	Nov. 24, 2001
2. 5	Virginia	Nov. 22, 2003
3. 4	Navy	Nov. 15, 1980
4	Wake Forest	Nov. 21, 1987
4	Boston Coll.	Nov. 25, 1989
4	Clemson	Oct. 13, 1990
4	W. Carolina	Sept. 12, 1992
4	NC State	Nov. 11, 1995
4	Wake Forest	Nov. 20, 1999
4	North Carolina	Nov. 17, 2007
4	Miami	Oct. 14, 2017

## MOST FIELD GOALS ATTEMPTED

FGA	TEAM	DATE
1. 6	Georgia	Nov. 24, 1979
6	Clemson	Oct. 13, 1990
6	NC State	Oct. 3, 1992
6	Georgia	Nov. 24, 2001
5. 5	Georgia	Nov. 30, 1985
5	Boston Coll.	Nov. 25, 1989
5	Wake Forest	Nov. 14, 1992
5	Virginia	Nov. 22, 2003
5	NC State	Nov. 4, 2006
5	Clemson	Sept. 29, 2007
5	N. Carolina	Nov. 17, 2007

## MOST PATs MADE

PAT	TEAM	DATE
1. 7	Miami	Nov. 10, 1967
7	Notre Dame	Nov. 5, 1977
7	Virginia	Sept. 19, 1992
7	Florida State	Nov. 2, 1996
7	Middle Tenn.	Sept. 29, 2012
7	at Clemson	Nov. 14, 2013
7. 6	25 times, most recently:	
	Tennessee	Sept. 4, 2017

## MOST PATs ATTEMPTED

PAT	TEAM	DATE
1. 9	Notre Dame	Nov. 5, 1977
2. 7	Miami	Nov. 10, 1967
7	Virginia	Sept. 19, 1992
7	Florida State	Oct. 2, 1993
7	Florida State	Nov. 2, 1996
7	Middle Tenn.	Sept. 29, 2012
7	at Clemson	Nov. 14, 2013
7	South Florida	Sept. 8, 2018
7	Clemson	Sept. 22, 2018
10. 6	29 times, most recently:	
	Georgia	Nov. 24, 2018

## MOST PATs MISSED

PAT	TEAM	DATE
1. 2	Notre Dame	Nov. 18, 1967
2	Tulane	Oct. 26, 1968
2	Duke	Nov. 2, 1968
2	Duke	Nov. 4, 1972
2	Navy	Nov. 17, 1973
2	Navy	Nov. 13, 1976
2	Notre Dame	Nov. 5, 1977

## PUNTING

## MOST PUNTS

P	TEAM	DATE
1. 13	SMU	Sept. 28, 1957
2. 12	Tennessee	Nov. 10, 1956
12	Penn State	Nov. 12, 1966
12	Clemson	Oct. 7, 1967
12	Florida	Sept. 22, 1979
12	Duke	Nov. 10, 2007
7. 11	11 times	

## FEWEST PUNTS

P	TEAM	DATE
1. 0	Rice	Sept. 24, 1960
0	Miss. State	Oct. 3, 2009
0	Georgia	Nov. 28, 2009
0	at Clemson	Dec. 5, 2009
5. 1	18 times, most recently:	
	Georgia	Nov. 24, 2018

## MOST PUNT YARDS

YDS	TEAM	DATE
1. 558	SMU	Sept. 28, 1957
2. 483	Florida	Sept. 29, 1972
3. 480	Chattanooga	Sept. 10, 1988
4. 472	Clemson	Oct. 7, 1967
5. 470	Tennessee	Nov. 10, 1956
6. 467	Penn State	Nov. 12, 1966
7. 458	Gardner-Webb	Oct. 11, 2008
8. 450	Duke	Nov. 10, 2007
9. 449	Tennessee	Oct. 11, 1958
10. 447	Maryland	Oct. 9, 2004

**FEWEST PUNT YARDS**

YDS	TEAM	DATE
1. 0 (0)	Rice	Sept. 24, 1960
0 (0)	Miss. State	Oct. 3, 2009
0 (0)	Georgia	Nov. 28, 2009
0 (0)	Clemson	Dec. 5, 2009
5. 21 (1)	Duke	Nov. 2, 1968
6. 24 (2)	vs. Fresno St.	Dec. 31, 2007
7. 31 (1)	Virginia	Sept. 20, 1986
8. 31 (1)	North Carolina	Nov. 5, 2016
9. 32 (1)	North Carolina	Oct. 16, 1993
10. 36 (1)	Notre Dame	Nov. 16, 1968

**MOST PUNT RETURN YARDS**

YDS	TEAM	DATE
1. 227	Clemson	Sept. 26, 1987
2. 143	South Carolina	Sept. 11, 1971
3. 138	Georgia	Dec. 1, 1984
4. 130	Clemson	Oct. 28, 2000
5. 124	Duke	Nov. 4, 1972
6. 118	Georgia	Dec. 2, 1978
7. 104	Auburn	Oct. 16, 1982
8. 96	Clemson	Sept. 14, 2002
9. 95	Navy	Nov. 9, 1968
10. 94	Miami	Sept. 26, 1970

**MOST KICKOFF RETURN YARDS**

YDS	TEAM	DATE
1. 267	North Carolina	Nov. 10, 2012
2. 266	South Florida	Sept. 8, 2018
3. 216	Miss. State	Oct. 3, 2009
4. 210	Duke	Oct. 29, 1966
5. 205	Virginia	Nov. 4, 2017
6. 204	W. Carolina	Sept. 1, 2011
7. 202	Vanderbilt	Oct. 31, 2009
8. 198	North Carolina	Sept. 26, 1998
9. 190	Samford	Sept. 8, 2007
10. 189	Nebraska	Jan. 1, 1991

**HIGHEST AVERAGE**

## MINIMUM TWO ATTEMPTS

AVG	TEAM	DATE
1. 60.5	Tennessee	Oct. 27, 1984
2. 56.4	Wake Forest	Nov. 5, 2005
3. 54.8	Pittsburgh	Sept. 18, 1976
4. 54.0	BYU	Oct. 27, 2012
5. 53.7	Auburn	Oct. 16, 1965
6. 52.5	Duke	Oct. 30, 1965
52.5	Duke	Nov. 17, 2012
8. 51.7	North Carolina	Nov. 10, 2012
9. 50.4	Notre Dame	Sept. 2, 2006
10. 50.3	North Carolina	Oct. 9, 1999

**HIGHEST PUNT RETURN AVERAGE**

## MINIMUM TWO ATTEMPTS

AVG	TEAM	DATE
1. 38.5	NC State	Oct. 11, 1997
2. 31.0	Tulane	Oct. 9, 1965
3. 30.0	Pittsburgh	Sept. 21, 1974
30.0	Georgia	Nov. 26, 1966
5. 29.5	Georgia	Dec. 2, 1978
6. 29.0	The Citadel	Sept. 18, 1982
7. 28.6	South Carolina	Sept. 11, 1971
8. 28.5	Tennessee	Oct. 25, 1986
9. 28.0	Auburn	Oct. 20, 1973
10. 27.0	Tulane	Oct. 24, 1981

**HIGHEST KICK RETURN AVERAGE**

## MINIMUM TWO ATTEMPTS

AVG	TEAM	DATE
1. 71.5	LSU	Oct. 6, 1962
2. 60.0	Clemson	Sept. 27, 1986
3. 53.5	Duke	Sept. 26, 2015
4. 52.3	Maryland	Oct. 7, 2006
5. 48.0	Clemson	Sept. 26, 1987
6. 44.3	South Florida	Sept. 8, 2018
7. 43.0	Auburn	Oct. 16, 1971
8. 42.5	Clemson	Nov. 12, 1994
9. 42.0	Wake Forest	Nov. 17, 2001
10. 41.5	Virginia	Sept. 16, 1993

**LOWEST AVERAGE**

## MINIMUM TWO ATTEMPTS

AVG	TEAM	DATE
1. 12.0	vs. Fresno St.	Dec. 31, 2007
2. 23.0	BYU	Aug. 28, 2003
3. 24.3	Georgia	Nov. 30, 1957
24.3	Alabama	Sept. 15, 1984
5. 24.5	Duke	Oct. 30, 1971
6. 24.6	vs. Iowa State	Dec. 18, 1972
7. 25.0	Baylor	Nov. 6, 1993
25.0	NC State	Oct. 10, 1998
9. 25.2	Tulane	Oct. 28, 1961
10. 25.5	Tulane	Oct. 26, 1957
25.5	Kentucky	Dec. 31, 2016

**LOWEST PUNT RETURN AVERAGE**

## MINIMUM TWO ATTEMPTS

AVG	TEAM	DATE
1. -4.5	Navy	Nov. 16, 1974
2. -4.0	Samford	Sept. 8, 2007
3. -3.3	Navy	Sept. 16, 2000
4. -3.0	Virginia	Sept. 22, 2007
-3.0	Presbyterian	Sept. 8, 2012
6. -2.3	Georgia	Nov. 24, 2007
7. -2.0	Virginia	Sept. 21, 2006
8. -1.7	Tennessee	Oct. 13, 1973
9. -1.0	Baylor	Nov. 6, 1993
10. -1.0	Notre Dame	Sept. 1, 2007
-1.0	Pittsburgh	Oct. 17, 2015
-1.0	Duke	Nov. 18, 2017

**LOWEST KICK RETURN AVERAGE**

## MINIMUM TWO ATTEMPTS

AVG	TEAM	DATE
1. 2.5	Georgia	Nov. 26, 1966
2. 3.5	Virginia	Nov. 20, 2004
3. 5.0	Georgia	Nov. 28, 1998
4. 6.2	Clemson	Sept. 25, 1976
5. 6.5	Clemson	Sept. 27, 1975
6. 6.5	Wake Forest	Nov. 16, 1985
7. 6.5	South Carolina	Oct. 19, 1991
8. 6.7	Georgia	Nov. 27, 1975
9. 7.0	Duke	Sept. 26, 1996
10. 7.3	Wake Forest	Nov. 13, 1982

**PUNT RETURNS****MOST PUNT RETURNS**

PR	TEAM	DATE
1. 11	Clemson	Sept. 26, 1987
2. 7	Tennessee	Oct. 10, 1959
7	Miami	Sept. 26, 1970
7	Duke	Nov. 4, 1972
7	Tulane	Oct. 27, 1979
7	North Carolina	Oct. 4, 1980
7	Maryland	Oct. 10, 1992
7	Wake Forest	Nov. 14, 1992
9. 6	17 times	

**KICK RETURNS****MOST KICKOFF RETURNS**

KR	TEAM	DATE
1. 11	Samford	Sept. 8, 2007
11	North Carolina	Nov. 10, 2012
3. 10	Duke	Oct. 29, 1966
10	The Citadel	Sept. 12, 1987
10	W. Carolina	Sept. 1, 2011
10	Kansas	Sept. 17, 2011
7. 9	NC State	Oct. 11, 1986
9	Duke	Oct. 27, 1990
9	Vanderbilt	Oct. 31, 2009
10. 8	nine times	

**DEFENSE****MOST INTERCEPTIONS**

INT	TEAM	DATE
1. 7	Wake Forest	Nov. 21, 1987
2. 6	vs. Fresno St.	Dec. 31, 2002
3. 5	Tennessee	Nov. 7, 1964
5	Rice	Sept. 30, 1972
5	Duke	Oct. 30, 1976
5	Virginia Tech	Nov. 1, 2007
7. 4	15 times	

**MOST INTERCEPTION RETURN YARDS**

YDS	TEAM	DATE
1. 186 (4)	S. Carolina	Sept. 15, 1973
2. 179 (4)	Notre Dame	Nov. 15, 1969
3. 143 (5)	Rice	Sept. 30, 1972
4. 119 (4)	Tennessee	Oct. 10, 1970
5. 109 (2)	California	Sept. 16, 1978
6. 104 (3)	NC State	Nov. 6, 2004
7. 95 (5)	Tennessee	Nov. 7, 1964
8. 94 (4)	USC	Sept. 22, 1973
9. 86 (4)	Alabama	Sept. 8, 1979
10. 85 (2)	Tennessee	Oct. 22, 1983

**MOST SACKS**

SKS	TEAM	DATE
1. 8	Auburn	Oct. 17, 1987
2. 6	Clemson	Sept. 24, 1983
6	Clemson	Sept. 26, 1987
6	Virginia	Oct. 15, 1994
6	Florida State	Sept. 13, 2003
6	Clemson	Sept. 11, 2004
6	Virginia	Nov. 20, 2004
8. 5	18 times, most recently:	
	Virginia	Nov. 4, 2017

**MOST SACK YARDS**

YDS	TEAM	DATE
1. 66 (8)	Auburn	Oct. 17, 1987
2. 56 (6)	Clemson	Sept. 11, 2004
3. 55 (5)	Clemson	Sept. 14, 2002
4. 51 (3)	Chattanooga	Nov. 9, 1985
5. 48 (6)	Clemson	Sept. 24, 1983
48 (5)	Florida State	Nov. 5, 1994
7. 47 (5)	Tennessee	Oct. 24, 1987
47 (3)	Chattanooga	Sept. 10, 1988
9. 43 (6)	Florida State	Sept. 13, 2003
10. 42 (5)	Georgia	Nov. 30, 1996

**MOST FUMBLE RETURNS**

FR	TEAM	DATE
1. 3	Florida State	Oct. 24, 1998
2. 2	Wake Forest	Nov. 21, 1998
2	Maryland	Oct. 11, 2001
2	Jacksonville St.	Sept. 5, 2009
2	Georgia	Nov. 27, 2010
2	Miami	Oct. 1, 2016

**MOST FUMBLE RETURN YARDS**

YDS	TEAM	DATE
1. 91 (1)	Presbyterian	Sept. 8, 2012
2. 81 (1)	North Carolina	Sept. 26, 1998
3. 49 (2)	Maryland (OT)	Oct. 11, 2001
49 (1)	Georgia	Nov. 24, 2012
5. 46 (1)	UCF	Oct. 26, 1996
46 (1)	Miami	Nov. 21, 2015
7. 35 (2)	Miami	Oct. 1, 2008
8. 34 (2)	Georgia	Nov. 27, 2010
9. 33 (1)	NC State	Oct. 1, 2011
10. 32 (1)	Maryland	Oct. 31, 1998

**BLOCKED KICKS / PUNTS**

BLK	TEAM	DATE
1. 2 FG/PAT	Kentucky	Sept. 21, 1957
2 P/P	Auburn	Oct. 19, 1974
2 PAT/FG	Duke	Nov. 1, 1975
2 PAT/P	Georgia	Nov. 26, 1977
2 FG/FG	W. Carolina	Nov. 4, 1989

**MOST DEFENSIVE TOUCHDOWNS**

TD	TEAM	DATE
1. 2 FR/IR	Auburn	Oct. 17, 1987
2 BP/IR	Wake Forest	Nov. 21, 1987
2 IR/IR	NC State	Oct. 5, 1991
2 IR/IR	Virginia Tech	Sept. 24, 2005
2 FR/FR	Miami	Oct. 1, 2016

**TURNOVERS****MOST FUMBLES**

FUM	TEAM	DATE
1. 9	Clemson	Sept. 28, 1963
2. 8	Furman	Sept. 2, 1995
3. 7	Tennessee	Oct. 9, 1971
7	Tennessee	Oct. 8, 1977
7	Tulsa	Jan. 4, 2004
6. 6	seven times	

**MOST FUMBLES LOST**

FL	TEAM	DATE
1. 6	Furman	Sept. 2, 1995
6	Tulsa	Jan. 4, 2004
6	Pittsburgh	Oct. 25, 2014
4. 5	LSU	Oct. 13, 1956
5	Georgia	Nov. 25, 1967
5	Tennessee	Oct. 12, 1968
5	Tennessee	Oct. 10, 1970
8. 4	15 times	

**MOST TURNOVERS**

TO	TEAM	DATE
1. 8	Tulane	Oct. 24, 1970
8	VMI	Nov. 10, 1973
8	Virginia	Sept. 20, 1986
4. 7	LSU	Oct. 13, 1956
7	Notre Dame	Nov. 7, 1959
7	Clemson	Sept. 28, 1963
7	Tulane	Oct. 25, 1975
7	Memphis	Sept. 27, 1980
7	Chattanooga	Sept. 22, 1990
7	Wake Forest	Nov. 17, 1990

**MOST TOTAL PLAYS WITHOUT A****TURNOVER**

PL	TEAM	DATE
1. 92	Wake Forest	Oct. 5, 2002
2. 85	North Carolina	Oct. 2, 1982
85	Georgia	Nov. 25, 1993
4. 83	Clemson	Sept. 26, 1992
83	North Carolina	Oct. 16, 1993
83	Ga. Southern	Oct. 15, 2016
7. 82	South Carolina	Sept. 23, 1989
82	Georgia	Nov. 30, 2002
9. 81	TCU	Sept. 30, 1967
81	Georgia	Nov. 25, 1971

**PENALTIES****MOST PENALTIES**

PEN	TEAM	DATE
1. 16	BYU	Aug. 28, 2003
2. 15	Florida State	Sept. 9, 2000
3. 14	Clemson	Sept. 24, 1983
14	The Citadel	Sept. 12, 1987
14	Georgia	Nov. 24, 2001
6. 13	Clemson	Sept. 24, 1988
13	Georgia	Nov. 25, 1993
8. 12	Florida State	Oct. 18, 1997
12	W. Carolina	Sept. 10, 2004
10. 11	11 times	

**FEWEST PENALTIES**

PEN	TEAM	DATE
1. 0	Pittsburgh	Dec. 29, 1956
0	Georgia	Nov. 29, 1969
0	Tulane	Oct. 23, 1971
0	Boston College	Nov. 11, 1972
0	Virginia	Oct. 13, 1984
6. 1	25 times, most recently:	
	Duke	Nov. 18, 2017

**MOST PENALTY YARDS**

YDS	TEAM	DATE
1. 134	Georgia	Nov. 24, 2001
2. 132	BYU	Aug. 28, 2003
3. 121	The Citadel	Sept. 12, 1987
4. 117	California	Sept. 16, 1978
5. 114	Florida State	Sept. 9, 2000
6. 113	Georgia	Nov. 29, 2003
7. 112	Georgia	Nov. 25, 1993
8. 111	Clemson	Sept. 24, 1988
9. 109	Clemson	Sept. 24, 1983
10. 108	two times	

**FEWEST PENALTY YARDS**

YDS	TEAM	DATE
1. 0	Pittsburgh	Dec. 29, 1956
0	Georgia	Nov. 29, 1969
0	Tulane	Oct. 23, 1971
0	Boston College	Nov. 11, 1972
0	Virginia	Oct. 13, 1984
6. 3	Virginia	Nov. 6, 1982
7. 5	17 times	

**MISCELLANEOUS****LONGEST SCORING DRIVE (PLAYS)**

PL	TEAM	DATE
1. 19 (FG)	Navy	Nov. 15, 1975
19 (FG)	Alabama	Sept. 12, 1981
19	Memphis	Sept. 26, 1981
19	Virginia	Nov. 3, 1983
5. 18 (FG)	Duke	Nov. 3, 1962
18	Clemson	Sept. 27, 1975
18	North Carolina	Oct. 22, 1988
18 (FG)	Clemson	Sept. 26, 1992
18	Duke	Oct. 21, 2000
18	Clemson	Sept. 29, 2001
18	Ga. Southern	Oct. 15, 2016

**LONGEST SCORING DRIVE (TIME)**

TIME	TEAM	DATE
1. 9:18	Duke	Oct. 21, 2000
2. 8:50	Memphis	Sept. 26, 1981
3. 8:48 (FG)	Clemson	Sept. 26, 1992
4. 8:31 (FG)	Duke	Nov. 1, 1975
5. 8:22	Clemson	Sept. 27, 1975
6. 8:20 (FG)	Mercer	Sept. 10, 2016
7. 8:15 (FG)	Clemson	Oct. 28, 1995
8. 8:11	Jacksonville St.	Sept. 9, 2017
9. 8:05 (FG)	Arizona	Sept. 1, 1994
10. 8:03	North Carolina	Oct. 16, 1993

**LONGEST SCORING DRIVE (YARDS)**

YDS	TEAM	DATE
1. 99	Duke	Oct. 31, 1964
99	Florida State	Oct. 18, 1997
99	Duke	Oct. 21, 2000
4. 98	Georgia	Nov. 30, 1968
98	Auburn	Oct. 17, 1970
98	North Carolina	Sept. 19, 1987
98	Miami	Nov. 20, 2008
98	Virginia	Oct. 9, 2010
9. 97	four times, most recently:	
	Miami	Nov. 21, 2015

**LOWEST TIME OF POSSESSION**

TIME	TEAM	DATE
1. 16:15	Boston College	Oct. 20, 2012
2. 17:17	Virginia	Oct. 24, 2009
3. 17:21	South Carolina	Sept. 12, 1970
4. 17:42	Virginia Tech	Oct. 25, 2018
5. 17:50	Wake Forest	Sept. 14, 1996
6. 17:54	North Carolina	Sept. 26, 2009
7. 18:33	Tennessee	Sept. 4, 2017
8. 19:14	Duke	Nov. 1, 1986
9. 19:22	North Carolina	Sept. 21, 2013
10. 20:04	Georgia	Nov. 24, 2012

**LOWEST THIRD-DOWN CONVERSION**

PERCENTAGE	PCT	TEAM	DATE
1. .000 (0-12)		Chattanooga	Sept. 10, 1988
2. .070 (1-15)		Duke	Oct. 30, 1971
.070 (1-15)		Auburn	Oct. 16, 1982
4. .071 (1-14)		Notre Dame	Nov. 8, 1980
.071 (1-14)		Vanderbilt	Aug. 31, 2002
.071 (1-14)		W. Carolina	Sept. 10, 2004
.071 (1-14)		Miami	Nov. 19, 2005
8. .077		five times, most recently:	
		Pittsburgh	Sept. 23, 2017

**SHORTEST SCORING DRIVE (PLAYS)**

PL	TEAM	DATE
1. 1	80 times, most recently:	
	Georgia	Nov. 24, 2018

**MOST THIRD-DOWN CONVERSIONS**

3D	TEAM	DATE
1. 15 (of 21)	Virginia	Oct. 5, 1974
2. 14 (of 17)	Notre Dame	Nov. 16, 1968
14 (of 22)	Duke	Oct. 29, 1977
14 (of 21)	Clemson	Sept. 27, 1986
14 (of 20)	NC State	Sept. 9, 1989
14 (of 20)	Arizona	Sept. 1, 1994
7. 13 (of 17)	Alabama	Sept. 11, 1982
13 (of 19)	Clemson	Oct. 6, 2012
13 (of 20)	Ga. Southern	Oct. 15, 2016
10. 12	four times	

**MOST FOURTH-DOWN CONVERSIONS**

4D	TEAM	DATE
1. 5 (of 9)	Rice	Sept. 24, 1960
2. 4 (of 5)	Alabama	Nov. 12, 1960
4 (of 5)	Duke	Oct. 31, 1964
4 (of 4)	Duke	Oct. 30, 1965
4 (of 4)	Tulane	Oct. 22, 1966
4 (of 4)	Alabama	Sept. 8, 1979
4 (of 5)	Maryland	Oct. 12, 1991
4 (of 6)	NC State	Oct. 10, 1998
4 (of 4)	Miss. State	Oct. 3, 2009

**SHORTEST SCORING DRIVE (TIME)**

TIME	TEAM	DATE
1. 0:01	Duke	Sept. 26, 2015
2. 0:03	Georgia	Nov. 28, 1992
0:03	Clemson	Nov. 28, 2000
4. 0:04	Auburn	Oct. 20, 1979
0:04	Duke	Nov. 10, 2007
6. 0:05	Mississippi	Dec. 30, 1971
0:05	Duke	Nov. 1, 1980
0:05	Chattanooga	Sept. 10, 1988
0:05	Florida State	Nov. 5, 1994
0:05	Connecticut	Sept. 17, 2005
0:05	W. Carolina	Sept. 1, 2011
0:05	Florida State	Oct. 24, 2015
0:05	Duke	Oct. 13, 2018

**SHORTEST SCORING DRIVE (YARDS)**

YDS	TEAM	DATE
1. -14 (FG)	LSU	Dec. 31, 2008
2. -10 (FG)	UCF	Sept. 2, 2000
3. -8 (FG)	Georgia	Nov. 26, 1966
4. -7 (FG)	Florida	Sept. 20, 1980
5. -5 (FG)	Duke	Nov. 1, 1980
-5 (FG)	Georgia	Dec. 1, 1990
-5 (FG)	Wake Forest	Nov. 14, 1992
8. -4 (FG)	NC State	Oct. 11, 1997
-4 (FG)	Duke	Nov. 10, 2007
10. -2 (FG)	Miami	Nov. 19, 2005
-2 (FG)	Clemson	Sept. 22, 2016

**MOST TIME OF POSSESSION**

TIME	TEAM	DATE
1. 43:22	Alabama	Sept. 8, 1979
2. 41:32	North Carolina	Oct. 8, 1994
3. 40:59	Clemson	Sept. 27, 1986
4. 40:52	Georgia	Nov. 24, 1979
5. 40:25	Arizona	Sept. 1, 1994
6. 40:07	Navy	Nov. 12, 1977
7. 39:51	Georgia	Nov. 25, 1993
8. 39:10	Duke	Oct. 21, 2000
9. 39:06	North Carolina	Oct. 16, 1993
39:06	BYU	Aug. 28, 2003

**HIGHEST THIRD-DOWN CONVERSION**

PERCENTAGE	PCT	TEAM	DATE
1. .888 (8-9)		Virginia	Nov. 8, 1997
2. .824 (14-17)		Notre Dame	Nov. 16, 1968
3. .769 (10-13)		Florida State	Oct. 10, 2009
4. .765 (13-17)		Alabama	Sept. 11, 1982
5. .733 (11-15)		N. Carolina	Oct. 16, 1993
6. .727 (8-11)		Fresno State	Dec. 31, 2007
7. .714 (15-21)		Virginia	Oct. 5, 1974
.714 (10-14)		Clemson	Sept. 29, 1984
9. .706 (12-17)		Georgia	Nov. 23, 1995
10. .700		three times	

**FEWEST THIRD-DOWN CONVERSIONS**

3D	TEAM	DATE
1. 0 (of 12)	Chattanooga	Sept. 10, 1988
2. 1	27 times, most recently:	
	Pittsburgh	Sept. 23, 2017

**MOST THIRD-DOWN ATTEMPTS**

ATT	TEAM	DATE
1. 22 (8)	Miami	Sept. 28, 1968
22 (14)	Duke	Oct. 29, 1977
22 (11)	Georgia	Nov. 24, 1979
22 (7)	Wake Forest	Nov. 21, 1987
22 (11)	W. Carolina	Sept. 12, 1992
22 (10)	Baylor	Nov. 6, 1993
22 (8)	Fresno State	Dec. 31, 2002
8. 21	10 times	

**MOST FOURTH-DOWN CONVERSION**

ATTEMPTS	ATT	TEAM	DATE
1. 9 (5)		Rice	Sept. 24, 1960
2. 7 (4)		Kentucky	Sept. 19, 1959
3. 6 (3)		LSU	Oct. 12, 1957
6 (3)		Georgia	Nov. 30, 1968
6 (4)		NC State	Oct. 10, 1998
6. 5		18 times	

**RUSHING****MOST ATTEMPTS**

ATT	PLAYER	TEAM	DATE
1. 41	Robert Baldwin	Duke	9/24/94
2. 40	Phil Asack	Duke	11/2/68
3. 39	Joe Gattuso	Navy	11/12/77
39	Vagas Ferguson	Notre Dame	10/6/79
39	Thomas Jones	Virginia	11/6/99
39	Morgan Kane	Wake Forest	11/20/99
39	Verron Haynes	Georgia	11/24/01
8. 38	Steve Jones	Duke	11/4/72
38	Eddie Meyers	Navy	11/14/81
10. 37	Rodney Davis	Fresno State	12/31/02

**MOST RUSHING YARDS**

YDS	PLAYER	TEAM	DATE
1. 255	Vagas Ferguson	Notre Dame	11/18/78
2. 242	Bo Jackson	Auburn	10/19/85
3. 234	Randy Cuthbert	Duke	10/28/89
4. 233	C.J. Spiller	Clemson	12/5/09
5. 225	Herschel Walker	Georgia	12/5/81
6. 224	Morgan Kane	Wake Forest	11/20/99
224	Ibrahim Mohamed	Minnesota	12/26/18
8. 218	Chris Douglas	Duke	11/8/03
9. 217	Benny Cunningham	Middle Tennessee	9/29/12
10. 216	James Davis	Clemson	10/21/06

**MOST RUSHING YARDS / TWO PLAYERS COMBINED**

YDS	PLAYERS	TEAM	DATE
1. 349	Ealey/King	Georgia	11/28/09
2. 332	Davis/Spiller	Clemson	10/21/06
3. 307	Jackson/Fullwood	Auburn	10/19/85
4. 299	Jones/Wornack	Virginia	10/17/98
5. 296	Spiller/Ellington	Clemson	12/5/09
6. 282	Ferguson/Stone	Notre Dame	11/18/78
7. 281	Cuthbert/Boone	Duke	10/28/89
8. 279	Ferguson/Pallas	Notre Dame	11/18/78
9. 278	Ferguson/Buchanan	Notre Dame	11/18/78
10. 277	Jackson/Washington	Auburn	10/19/85

**MOST RUSHING TOUCHDOWNS**

TD	PLAYER	TEAM	DATE
1. 5	Benny Cunningham	Middle Tennessee	9/29/12
2. 4	Herschel Walker	Georgia	12/5/81
4	Tiki Barber	Virginia	9/16/95
4	C.J. Spiller	Clemson	12/5/09
4	John Kelly	Tennessee	9/4/17
6. 3	24 times, most recently: Elijah Hood		North Carolina 11/5/16

**PASSING****MOST ATTEMPTS**

ATT	PLAYER	TEAM	DATE
1. 65	Rusty LaRue	Wake Forest	11/4/95
2. 62	Cory Phillips	Georgia	11/25/00
3. 61	David Watford	Virginia	10/26/13
4. 58	Matt Schaub	Virginia	10/26/02
5. 56	Willie Perkins	Western Carolina	10/12/85
6. 55	Quincy Carter	Georgia	11/27/99
7. 53	Sean Glennon	Virginia Tech	9/30/06
53	Daniel Evans	NC State	11/4/06
9. 52	Stephen Morris	Miami	9/22/12
10. 51	Scott Milanovich	Maryland	9/28/95
51	Danny Kanell	Florida State	10/21/95

**MOST COMPLETIONS**

CMP	PLAYER	TEAM	DATE
1. 43	David Watford	Virginia	10/26/13
2. 41	Danny Kanell	Florida State	10/21/95
41	Rusty LaRue	Wake Forest	11/4/95
41	Matt Schaub	Virginia	10/26/02
5. 36	Cory Phillips	Georgia	11/25/00
6. 32	Scott Milanovich	Maryland	9/28/95
32	Bryson Spinner	Virginia	11/10/01
32	Deshawn Watson	Clemson	9/22/16
32	Jerod Evans	Virginia Tech	11/12/15
10. 31	Steve Slayden	Duke	10/31/87
31	Matt Berry	BYU	8/28/03
31	Phillip Rivers	NC State	10/4/03
31	Stephen Morris	Miami (OT)	9/22/12

**MOST PASSING TOUCHDOWNS**

TD	PLAYER	TEAM	DATE
1. 6	Steve Slayden	Duke	10/31/87
2. 5	Tony Sacca	Penn State	8/28/91
5	Bryson Spinner	Virginia	11/10/01
5	Christian Ponder	Florida State	10/10/09
5. 4	Mark Maye	North Carolina	9/19/87
4	Charlie Ward	Florida State	10/2/93
4	Scott Milanovich	Maryland	10/22/94
4	Danny Kanell	Florida State	10/21/95
4	Aaron Brooks	Virginia	11/8/97
4	David Green	Duke	11/15/97
4	Mike Bobo	Georgia	11/29/97
4	Brett Ratliff	Utah	12/29/05
4	Sean Renfree	Duke	11/19/11
4	Tajh Boyd	Clemson	11/14/13
4	Trevor Lawrence	Clemson	9/22/18
4	Jake Fromm	Georgia	11/24/18

**HIGHEST COMPLETION PERCENTAGE****MINIMUM 10 ATTEMPTS**

PCT	PLAYER	TEAM	DATE
1. .900 (9-10)	Don Altman	Duke	10/29/60
2. .824 (14-17)	Aaron Murray	Georgia	11/24/12
3. .818 (9-11)	Steadman Shealy	Alabama	9/8/79
.818 (27-33)	Ben Bennett	Duke	10/29/83
.818 (9-11)	James Jackson	Georgia	11/28/87
6. .813 (13-16)	Mike Bobo	Georgia	11/25/94
7. .803 (41-51)	Danny Kanell	Florida State	10/21/95
8. .800 (20-25)	Jacory Harris	Miami	9/17/09
9. .789 (15-19)	Tim Esposito	NC State	10/6/84
.789 (15-19)	Aaron Murray	Georgia	11/27/10

**MOST INTERCEPTIONS THROWN**

INT	PLAYER	TEAM	DATE
1. 5	Tom Schultze	VMI	11/10/73
2. 4	Leo Hart	Duke	11/1/69
4	Bruce Gadd	Rice	9/30/72
4	Buddy Gilbert	Tulane	10/25/75
4	Tim Couch	Chattanooga	11/9/85
4	Steve Slayden	Duke	11/1/86
4	Todd Ellis	South Carolina	10/15/88
4	John Kaleo	Maryland	10/10/92
4	Brandon Cox	Auburn	9/3/05
4	Dwight Dasher	Middle Tennessee	10/16/10

**MOST YARDS PASSING**

YDS	PLAYER	TEAM	DATE
1. 501	Rusty LaRue	Wake Forest	11/4/95
2. 443	Chris Weinke	Florida State	9/9/00
3. 436	Stephen Morris	Miami	9/22/12
4. 435	Matt Ryan	Boston College	9/15/07
5. 415	Mike Bobo	Georgia	11/29/97
6. 413	Cory Phillips	Georgia	11/25/00
7. 407	Matthew Stafford	Georgia	11/29/08
8. 406	Mark Maye	North Carolina	9/19/87
9. 399	Thad Busby	Florida State	10/18/97
10. 397	Tajh Boyd	Clemson	10/6/12

**MOST RECEIVING TOUCHDOWNS**

TD	PLAYER	TEAM	DATE
1. 4	Corey Thomas	Duke	11/15/97
4	Travis Latendresse	Utah	12/29/05
3. 3	Randy Marriot	North Carolina	9/19/87
3	Clarkston Hines	Duke	10/31/87
3	Koren Robinson	NC State (OT)	9/21/00
3	Guilian Gary	Maryland	11/18/00
3	Mohamed Massaquoi	Georgia	11/29/08
8. 2	59 times, most recently: Tyler Johnson	Minnesota	12/26/18

**RECEIVING****MOST RECEPTIONS**

REC	PLAYER	TEAM	DATE
1. 16	Corey Thomas	Duke	11/15/97
16	Travis Latendresse	vs. Utah	12/9/05
3. 13	Mark Militello	Duke	10/29/83
13	Jermaine Lewis	Maryland	9/28/95
13	Darius Jennings	Virginia	10/26/13
6. 12	Roger Boone	Duke	10/31/87
12	Shawn Foreman	West Virginia	12/29/97
12	Randy McMichael	Georgia	11/25/00
9. 11	seven times		

**MOST YARDS RECEIVING**

YDS	PLAYER	TEAM	DATE
1. 276	Corey Thomas	Duke	11/15/97
2. 247	Randy Marriot	North Carolina	9/19/87
3. 234	Herman Moore	Virginia	11/3/90
4. 214	Travis Latendresse	vs. Utah	12/29/05
5. 204	Cormac Carney	Air Force	11/11/78
6. 189	Jermaine Lewis	Maryland	9/28/95
7. 184	Phillip Dorsett	Miami (OT)	9/22/12
8. 180	Mohamed Massaquoi	Georgia	11/29/08
9. 176	Todd Dixon	Wake Forest	11/17/90
176	Martavis Bryant	Clemson	11/14/13

**MOST RECEPTIONS, TWO PLAYERS COMBINED**

REC	PLAYERS	TEAM	DATE
1. 24	Thomas/Epperson	Duke	11/15/97
24	Thomas/Montgomery	Duke	11/15/97
24	Latendresse/Hernandez	Utah	12/29/05
4. 23	McMichael /Gary	Georgia	11/25/00
23	Jennings/Tim Smith	Virginia	10/26/13
6. 20	Thomas/Wilks	Duke	11/15/97
20	Deese/Chalmers	Wake Forest	11/21/98
20	Hill/Buchannon	Samford	9/4/04
20	Jennings/Shepherd	Virginia	10/26/13
10. 19	two times		

**MOST YARDS RECEIVING, TWO PLAYERS COMBINED**

YDS	PLAYERS	TEAM	DATE
1. 355	Thomas/Montgomery	Duke	11/15/97
2. 342	Thomas/Epperson	Duke	11/15/97
3. 337	Marriot/Lewis	North Carolina	9/19/87
4. 306	Thomas/Hodrick	Duke	11/15/97
5. 297	Nowell/Carmichael	Western Carolina	10/12/85
6. 296	Thomas/Wilks	Duke	11/15/97
7. 291	Thomas/Deorio	Duke	11/15/97
291	Dorsett/Davon Johnson	Miami (OT)	9/22/12
9. 289	Latendresse/Hernandez	Utah	12/29/05
10. 282	McMichael/Gary	Georgia	11/25/00

**TOTAL OFFENSE/SCORING****MOST YARDS**

YDS	PLAYERS	TEAM	DATE
1. 514	Rusty LaRue	Wake Forest	11/4/95
2. 460	Tajh Boyd	Clemson	10/6/12
3. 446	Stephen Morris	Miami (OT)	9/22/12
4. 441	Chris Weinke	Florida State	9/9/00
5. 426	Matt Ryan	Boston College	9/15/07
6. 421	Mike Bobo	Georgia	11/29/97
7. 418	Woodrow Dantzler	Clemson (OT)	9/29/01
8. 412	Steve Slayden	Duke	10/31/87
9. 409	Cory Phillips	Georgia	11/25/00
10. 399	Bryson Spinner	Virginia	11/10/01

**MOST TOUCHDOWNS SCORED**

TD	PLAYERS	TEAM	DATE
1. 5	Benny Cunningham	Middle Tennessee	9/29/12
2. 4	Herschel Walker	Georgia	12/5/81
4	Tiki Barber	Virginia	9/16/95
4	Corey Thomas	Duke	11/15/97
4	Travis Latendresse	Utah	12/29/05
4	C.J. Spiller	Clemson	12/5/09
4	Mike James	Miami (OT)	9/22/12
4	Jamaal Williams	BYU	10/27/12
4	Todd Gurley	Georgia (OT)	11/30/13
4	John Kelly	Tennessee (2OT)	9/4/17
4	Trevor Lawrence	Clemson	9/22/18
4	Jake Fromm	Georgia	11/24/18
13. 3	33 times, most recently: Elijah Hood	North Carolina	11/5/16

**PUNTING****HIGHEST PUNT AVERAGE**

MINIMUM TWO ATTEMPTS

AVG	PLAYERS	TEAM	DATE
1. 60.5	Jimmy Colquitt	Tennessee	10/27/84
2. 57.6	Bobby Gordon	Tennessee	11/10/56
3. 56.4	Ryan Plackemeier	Wake Forest	11/5/05
4. 54.8	Larry Swider	Pittsburgh	9/18/76
5. 54.0	Riley Stephenson	BYU	10/27/12
6. 53.7	Tommy Lunceford	Auburn	10/16/65
7. 52.5	Will Monday	Duke	11/17/12
52.0	Rod Stewart	Duke	10/30/65
9. 52.0	Whit Canole	Tennessee	11/5/60
10. 51.7	Tommy Hibbard	North Carolina	11/10/12





## KICKING

### MOST FIELD GOALS

FGM	PLAYERS	TEAM	DATE
1. 6	Billy Bennett	Georgia	11/24/01
2. 5	Connor Hughes	Virginia	11/22/03
3. 4	Steve Fehr	Navy	11/15/80
4	Wilson Hoyle	Wake Forest	11/21/87
4	Brian Lowe	Boston College	11/25/89
4	Chris Gardocki	Clemson	10/13/90
4	Phillip Shirley	Western Carolina	9/12/92
4	Marc Primanti	NC State	11/11/95
4	Matthew Burdick	Wake Forest	11/20/99
4	Connor Barth	North Carolina	11/17/07
4	Michael Badgley	Miami	10/21/17

### MOST FIELD ATTEMPTS

FGA	PLAYERS	TEAM	DATE
1. 6	Rex Robinson	Georgia	11/24/79
6	Chris Gardocki	Clemson	10/13/90
6	Steve Videtich	NC State	10/3/92
6	Billy Bennett	Georgia	11/24/01
5. 5	Brian Lowe	Boston College	11/25/89
5	Mike Green	Wake Forest	11/14/92
5	Connor Hughes	Virginia	11/22/03
5	John Deraney	NC State	11/4/06
5	M. Buchholz	Clemson	9/29/07
5	Connor Barth	North Carolina	11/17/07

## DEFENSE

### MOST INTERCEPTIONS

INT	PLAYERS	TEAM	DATE
1. 4	A.J. Greene	Wake Forest	11/21/87
2. 3	Artimus Parker	USC	9/22/73
3	Dre' Bly	North Carolina	9/21/96
3	Aundray Bruce	Auburn	10/17/87
3	Jeff Hipp	Georgia	11/24/79
6. 2	44 times		

## LONGEST PLAYS

### LONGEST TOUCHDOWN

YDS	PLAYER	TEAM	DATE
100 (ir)	Mel Baxley	South Carolina	9/15/73
100 (kr)	Tavon Mason	Virginia	11/10/01
100 (kr)	Josh Wilson	Maryland	10/7/06
100 (kr)	DeVon Edwards	Duke	9/26/15
99 (kr)	Bill Mathis	Clemson	10/3/59
99 (ir)	Preston Anderson	Rice	9/30/72
99 (ir)	Damian Swann	Georgia	11/29/14
98 (kr)	Terrance Horne	South Florida	9/8/18
97 (kr)	Terrance Horne	South Florida	9/8/18
96 (p)	Howard (Kiel)	Notre Dame	11/7/81
96 (kr)	Jerod Washington	Virginia	9/19/92
96 (kr)	Marcus Wall	North Carolina	10/14/95
95 (kr)	Joe Henderson	Clemson	9/26/87
95 (kr)	Kory Bailey	North Carolina	9/26/98
95 (kr)	Darrell Blackman	NC State	11/4/06

### LONGEST RUSH

YDS	PLAYER	TEAM	DATE
91 (t)	C.J. Prosise	Notre Dame	9/19/15
83 (t)	Joel Arrington	Duke	10/31/59
80 (t)	Jay Washington	Clemson	9/29/73
79 (t)	Barry Word	Virginia	9/21/85
78 (t)	Glynn Harrison	Georgia	11/27/75
77	Stanley Morgan	Tennessee	10/9/76
77 (t)	Deric Hamilton	Clemson	9/14/02
77 (t)	C.J. Brown	Maryland	10/8/11
76 (t)	Richard Williams	Memphis	9/27/80
76 (t)	Bo Jackson	Auburn	10/19/85
76 (t)	Quinton Lee	Boston College	10/4/97

### LONGEST PASS

YDS	RECEIVER (QB)	TEAM	DATE
96 (t)	Howard (Kiel)	Notre Dame	11/7/81
93 (t)	Marriott (Maye)	North Carolina	9/19/87
87 (t)	Mitchell (Baker)	North Carolina	9/10/05
85 (t)	Bresler (Sullivan)	Auburn	10/17/70
80 (t)	Brantley (Jordan)	Clemson	9/27/75
80 (t)	Scott (Buck Belue)	Georgia	12/5/81
80 (t)	Bonner (J.J. Joe)	Baylor	11/7/92
80 (t)	Royal (Randall)	Virginia Tech	10/28/04
80 (t)	Clark (Davis)	NC State	10/6/05
79 (t)	Clark (Penn)	UCF	9/2/00
79 (t)	Hankerson (Morris)	Miami	11/13/10

### LONGEST PUNT

YDS	PLAYER	TEAM	DATE
83	Scott McAllister	North Carolina	10/21/89
81	Ken Cooper	Georgia	12/1/56
78	Will Brice	Virginia	10/15/94
77	Larry Swider	Pittsburgh	9/18/76
74	Spence Fischer	Duke	9/24/94
73	Bobby Walden	Georgia	11/28/59
73	Ricky Brummitt	Duke	9/9/78
73	Malcolm Simmons	Alabama	9/12/81
72	Bobby Gordon	Tennessee	11/10/56
72	Kevin Ferguson	Virginia	10/13/84
72	Will Monday	Duke	9/14/13

### LONGEST PUNT RETURN

YDS	PLAYER	TEAM	DATE
88 (t)	Brian Mance	Clemson	10/8/00
80 (t)	Quadree Henderson	Pittsburgh	9/23/17
79 (t)	Michael Lettieri	Navy	11/9/68
79	Derrick Hamilton	Clemson	9/14/02
78 (t)	Donnell Woolford	Clemson	9/26/87
77 (t)	Lou Harris	South Carolina	9/11/71
75 (t)	Tony Stawarz	Miami	9/26/70
74 (t)	Bill Simpson	Michigan State	9/23/72
72 (t)	Scott Woerner	Georgia	12/2/78
72 (t)	Fred Lane	Georgia	12/1/84

**LONGEST KICKOFF RETURN**

YDS	PLAYER	TEAM	DATE
100 (t)	Tavon Mason	Virginia	11/10/01
100 (t)	Josh Wilson	Maryland	10/7/06
100 (t)	DeVon Edwards	Duke	9/26/15
99 (t)	Bill Mathis	Clemson	10/3/59
98 (t)	Jerry Stovall	LSU	10/6/62
98 (t)	Terrance Horne	South Florida	9/8/18
97 (t)	Terrance Horne	South Florida	9/8/18
96 (t)	Jerrod Washington	Virginia	9/19/92
96 (t)	Marcus Wall	North Carolina	10/14/95
95 (t)	Joe Henderson	Clemson	9/26/87
95 (t)	Kory Bailey	North Carolina	9/26/98
95 (t)	Darell Blackman	NC State	11/4/06

**LONGEST INTERCEPTION RETURN**

YDS	PLAYER	TEAM	DATE
100 (t)	Mel Baxley	South Carolina	9/15/73
99 (t)	Preston Anderson	Rice	9/30/72
82 (t)	Stanford Samuels	Florida State	11/9/02
79 (t)	Anthony Washington	California	9/16/78
77 (t)	Randy Neal	Virginia	10/15/94
70 (t)	Clarence Ellis	Notre Dame	11/15/69
69 (t)	Doug Archibald	Tennessee	11/7/64
68 (t)	Doug Brewster	Clemson	9/24/88
64 (t)	Jesse Campbell	NC State	10/1/88
64 (t)	Roland Minor	Virginia Tech	10/28/04

**LONGEST FIELD GOAL MADE**

YDS	PLAYER	TEAM	DATE
60	Fuad Reveiz	Tennessee	10/23/82
57	Rex Robinson	Georgia	11/29/80
57	Kevin Butler	Georgia	12/1/84
57	Michael Badgley	Miami	11/21/15
56	Chris Blewitt	Pittsburgh	10/17/15
55	Alan Duncan	Tennessee	10/11/80
55	Fuad Reveiz	Tennessee	10/26/85
55	Alex Kessman	Pittsburgh	9/23/17
53	Brian Clark	Florida	9/19/81
53	Colt David	LSU	12/31/08
53	Richard Jackson	Clemson	9/10/09

**LONGEST FIELD GOAL ATTEMPT**

YDS	PLAYER	TEAM	DATE
63	Connor Barth	North Carolina	11/17/07
62	Don Barfield	Clemson	10/1/66
60	Marvin Roberts	Michigan State	9/23/72
60	# Fuad Reveiz	Tennessee	10/23/82
60	Chris Gardocki	Clemson	10/13/90
58	Pete Rajecki	Georgia	11/28/70
58	Rex Robinson	Georgia	11/26/77
57	five times, most recently: # Michael Badgley	Miami	11/21/15

# – made FG



## SCORING

### MOST POINTS SCORED

#### GAME

118 (68-50) – at North Carolina  
(Nov. 10, 2012)

#### ACC

118 (68-50) – at North Carolina  
(Nov. 10, 2012)

#### HISTORIC

222 (222-0) – vs. Cumberland  
(Oct. 7, 1916)

#### HALF

63 (1st) – vs. Florida State (Oct. 10, 2009)  
vs. Western Carolina (Sept. 1, 2011)

#### ACC

63 (1st) – vs. Florida State  
(Oct. 10, 2009)

#### QUARTER

45 (4th) – vs. NC State (Oct. 1, 2011)

#### ACC

45 (4th) – vs. NC State  
(Oct. 1, 2011)

### MOST TOUCHDOWNS

#### GAME

16 – at North Carolina (Nov. 10, 2012)

#### ACC

16 – at North Carolina  
(Nov. 10, 2012)

#### HALF

9 (1st) – vs. Florida State (Oct. 10, 2009)  
vs. Western Carolina (Sept. 1, 2011)

#### ACC

9 (1st) – vs. Florida State  
(Oct. 10, 2009)

#### QUARTER

7 (4th) – vs. Virginia (Nov. 10, 2001)

#### ACC

7 (4th) – vs. Virginia (Nov. 10, 2001)

### FEWEST TOUCHDOWNS

#### GAME

0 – 10 times, most recently:  
vs. Wake Forest (Dec. 2, 2006)

#### ACC

0 – vs. Wake Forest (Dec. 2, 2006)

### MOST FIELD GOALS

#### GAME

7 – vs. Western Carolina (Sept. 12, 1992)  
vs. Georgia (Nov. 24, 2001)

#### ACC

6 – five times, most recently:  
vs. Virginia (Nov. 17, 2018)

### MOST FIELD GOALS ATTEMPTED

#### GAME

10 – vs. NC State (Oct. 3, 1992)

#### ACC

10 – vs. NC State (Oct. 3, 1992)

### MOST FIELD GOALS MISSED

#### GAME

5 – six times, most recently:  
vs. NC State (Oct. 20, 2001)

#### ACC

5 – vs. NC State (Oct. 3, 1992),  
vs. Maryland (Oct. 31, 1998),  
vs. NC State (Oct. 20, 2001)

## RUSHING

### MOST YARDS

#### GAME

755 – vs. Kansas (Sept. 17, 2011)

#### ACC

663 – at Pittsburgh (Oct. 25, 2014)

### FEWEST YARDS

#### GAME

58 – vs. Georgia (Nov. 27, 2004)

#### ACC

81 – vs. NC State (Oct. 4, 2003)

### MOST ATTEMPTS

#### GAME

125 – vs. Auburn (Oct. 18, 1975)

#### ACC

109 – vs. Wake Forest  
(Nov. 13, 1982)  
vs. Virginia (Oct. 13, 1984)

### FEWEST ATTEMPTS

#### GAME

51 – vs. Samford (Sept. 9, 2006)

#### ACC

58 – vs. Wake Forest (Nov. 4, 1995)  
vs. Virginia (Nov. 10, 2001)

## PASSING

### MOST YARDS

#### GAME

813 – vs. Virginia (Nov. 10, 2001)

#### ACC

813 – vs. Virginia (Nov. 10, 2001)

### FEWEST YARDS

#### GAME

6 – vs. Georgia (Nov. 30, 1974)

#### ACC

146 – vs. Maryland (Nov. 3, 2012)

### MOST COMPLETIONS

#### GAME

71 – vs. Virginia (Nov. 10, 2001)

#### ACC

71 – vs. Virginia (Nov. 10, 2001)

### FEWEST COMPLETIONS

#### GAME

1 – vs. Georgia (Nov. 30, 1974)

#### ACC

11 – three times, most recently:  
vs. Maryland (2012)

### MOST ATTEMPTS

#### GAME

101 – vs. Virginia (Nov. 10, 2001)  
vs. Virginia (Oct. 26, 2002)

#### ACC

101 – vs. Virginia (Nov. 10, 2001)  
vs. Virginia (Oct. 26, 2002)

### FEWEST ATTEMPTS

#### GAME

8 – vs. Auburn (Oct. 17, 1959)  
vs. Georgia (Nov. 30, 1974)  
vs. Georgia (Nov. 27, 1976)

#### ACC

21 – vs. Virginia Tech  
(Oct. 17, 2009)

### MOST INTERCEPTIONS

#### GAME

9 – vs. Rice (Sept. 30, 1972)

#### ACC

7 – vs. Wake Forest (Nov. 21, 1987)

## TOTAL OFFENSE

### MOST YARDS

#### GAME

1,190 – at North Carolina (Oct. 18, 2014)

#### ACC

1,190 – at North Carolina  
(Oct. 18, 2014)

### FEWEST YARDS

#### GAME

169 – vs. Florida (Sept. 14, 1963)

#### ACC

410 – vs. Maryland (Oct. 9, 2004)

### MOST PLAYS

#### GAME

180 – vs. Georgia (Nov. 27, 1999)

#### ACC

169 – vs. Duke (Oct. 31, 1987)

### FEWEST PLAYS

#### GAME

94 – vs. Kentucky (Sept. 20, 1958)

#### ACC

113 – vs. Virginia (Sept. 21, 2006)

### MOST FIRST DOWNS

#### GAME

64 (27-37) – vs. Wake Forest  
(Nov. 21, 1998)

#### ACC

64 (27-37) – vs. Wake Forest  
(Nov. 21, 1998)

### FEWEST FIRST DOWNS

#### GAME

15 (8-7) – vs. Florida (Sept. 14, 1963)  
15 (4-11) – vs. Vanderbilt (Sept. 18, 1965)

#### ACC

21 (6-15) – vs. Virginia Tech  
(Sept. 24, 2005)

**TURNOVERS****MOST TURNOVERS****GAME**

13 – five times, most recently:  
vs. Duke (1976)

**ACC**

10 – vs. NC State (Sept. 9, 1989)  
vs. Wake Forest (Nov. 17, 1990)

**FEWEST TURNOVERS****GAME**

0 – 11 times, most recently:  
vs. Kansas (Sept. 17, 2011)

**ACC**

0 – six times, most recently:  
at Miami (Sept. 17, 2009)

**MOST FUMBLES****GAME**

12 – vs. Tennessee (Oct. 12, 1968)  
vs. Penn State (Aug. 28, 1991)

**ACC**

11 – vs. Miami (Nov. 21, 2015)

**MOST FUMBLES LOST****GAME**

11 – vs. Tennessee (Oct. 12, 1968)

**ACC**

6 – vs. Maryland (Oct. 7, 1989)  
vs. NC State (Sept. 8, 1990)

**PENALTIES****MOST PENALTIES****GAME**

34 – vs. Florida State (Sept. 9, 2000)

**ACC**

34 – vs. Florida State  
(Sept. 9, 2000)

**FEWEST PENALTIES****GAME**

2 – seven times, most recently:  
vs. Wake Forest (Nov. 16, 1985)

**ACC**

2 – vs. Virginia (Oct. 13, 1984),  
vs. Wake Forest (Nov. 16, 1985)

**MOST PENALTY YARDS****GAME**

254 – vs. Florida State (Sept. 9, 2000)

**ACC**

254 – vs. Florida State  
(Sept. 9, 2000)



## YEAR-BY-YEAR OFFENSIVE AVERAGES (SINCE 1948)

YEAR		G	TOTAL OFFENSE			RUSHING				PASSING							SCORING			
			YDS	YPG	TD	ATT	YDS	YPG	TD	CMP	ATT	INT	PCT	YDS	YPG	TD	FD	FG-A	PTS	PPG
1948	GT	10	354.9	354.9	34	452	180.3	180.3	20	112	206	17	544	174.6	174.6	14	157	na	226	22.6
	OPP	10	151.3	151.3	10	374	74.9	74.9	9	62	150	12	413	76.4	76.4	1	86	na	69	6.9
1949	GT	10	300.1	300.1	28	457	199.8	199.8	20	67	156	18	429	100.3	100.3	6	153	1-2	197	19.7
	OPP	10	226.3	226.3	19	477	145.5	144.5	14	65	146	17	445	80.8	80.8	5	114	0-1	129	12.9
1950	GT	11	253.2	230.2	27	437	136.5	124.0	14	90	187	18	482	116.7	106.1	10	132	1-1	182	16.5
	OPP	11	320.4	291.3	28	490	180.6	164.2	19	105	216	20	489	139.8	127.1	9	163	0-1	193	17.5
1951*	GT	12	370.1	308.4	42	557	206.7	172.3	26	110	213	17	516	163.4	136.1	14	162	2-3	295	24.6
	OPP	12	248.9	207.4	13	537	137.0	114.2	10	110	249	24	442	111.9	93.3	3	146	0-0	90	7.5
1952*	GT	12	409.8	341.5	44	680	284.7	237.3	30	99	207	19	478	125.1	104.3	11	220	6-na	325	27.1
	OPP	12	218.2	181.8	8	527	131.2	109.3	8	82	214	26	383	88.0	73.3	0	122	1-na	59	4.9
1953*	GT	12	374.0	311.7	41	554	220.9	184.1	23	107	223	11	480	153.1	127.6	17	207	3-na	288	24.0
	OPP	12	268.5	223.8	16	556	185.8	154.8	15	75	174	22	431	82.7	68.9	1	153	1-na	111	9.3
1954	GT	10	272.8	272.8	25	408	182.1	182.1	16	72	151	11	477	90.7	90.7	8	147	1-na	175	17.5
	OPP	10	246.5	246.5	13	537	187.8	187.8	10	51	118	15	432	58.7	58.7	3	142	1-na	91	9.1
1955	GT	10	267.2	267.2	27	509	199.8	199.8	16	51	104	9	491	67.4	67.4	6	147	0-na	182	18.2
	OPP	10	199.9	199.9	6	406	134.1	134.1	5	49	110	15	445	68.5	65.8	1	98	1-na	46	4.6
1956	GT	10	287.5	287.5	33	525	224.9	224.9	22	51	107	5	477	62.6	62.6	9	160	0-na	227	22.7
	OPP	10	200.3	200.3	5	405	128.4	128.4	4	53	132	17	402	71.9	71.9	1	107	0-na	33	3.3
1957	GT	10	193.3	193.3	11	446	141.1	141.1	6	59	118	9	500	52.2	52.2	4	120	1-na	75	7.5
	OPP	10	177.8	177.8	10	473	144.4	144.4	9	31	73	7	425	33.4	33.4	1	107	1-na	71	7.1
1958	GT	10	212.4	212.4	12	448	147.3	147.3	10	65	143	11	455	65.1	65.1	1	114	4-10	93	9.3
	OPP	10	201.8	201.8	12	423	144.7	144.7	9	55	129	12	426	57.1	57.1	3	100	3-5	91	9.1
1959	GT	10	202.3	202.3	18	427	144.6	144.6	11	44	96	5	458	57.7	57.7	7	109	2-5	129	12.9
	OPP	10	216.3	216.3	15	432	113.5	113.0	7	75	147	9	514	102.8	102.8	7	110	3-4	107	10.7
1960	GT	10	199.9	199.9	14	391	136.0	136.0	9	51	118	15	432	63.9	63.9	3	114	8-14	118	11.8
	OPP	10	250.6	250.6	13	456	147.2	147.2	7	94	164	12	573	103.4	103.4	6	148	3-7	97	9.7
1961	GT	10	230.5	230.5	22	481	148.4	148.4	19	69	142	12	486	82.1	82.1	3	151	4-6	162	16.2
	OPP	10	178.5	178.5	6	365	94.9	94.9	3	78	166	11	470	83.6	83.6	3	107	3-5	50	5.0
1962	GT	10	279.9	279.9	27	453	175.0	175.0	18	88	171	9	515	104.9	104.9	7	155	5-10	201	20.1
	OPP	10	216.0	216.0	11	374	102.4	102.4	6	95	201	16	473	113.6	113.6	4	114	4-6	83	8.3
1963	GT	10	259.0	259.0	20	454	152.4	152.4	11	81	162	7	500	106.6	106.6	10	151	12-17	173	17.3
	OPP	10	208.0	208.0	11	416	133.7	133.7	9	60	152	9	395	74.3	74.3	2	115	4-5	89	8.9
1964	GT	10	215.1	215.1	16	446	129.4	129.4	9	65	132	12	492	85.7	85.7	6	127	3-8	121	12.1
	OPP	10	231.7	231.7	10	373	100.2	100.2	6	108	232	13	466	131.5	131.5	3	128	3-8	79	7.9
1965	GT	10	284.8	284.8	29	406	142.8	142.8	12	122	214	8	570	142.0	142.0	12	173	7-15	222	22.2
	OPP	10	334.1	334.1	19	467	166.4	164.4	11	138	263	17	525	167.7	167.7	8	187	6-13	150	15.0
1966	GT	10	295.0	295.0	33	481	181.8	181.8	21	98	204	15	480	113.2	113.2	5	178	6-13	248	24.8
	OPP	10	206.6	206.6	9	400	108.1	108.1	4	79	202	16	391	98.5	98.5	4	110	7-11	81	8.1
1967	GT	10	262.8	262.8	16	453	127.1	127.1	10	116	269	13	431	135.7	135.7	6	145	7-10	129	12.9
	OPP	10	315.5	315.5	28	494	192.7	192.7	18	88	192	11	458	122.8	122.8	10	159	4-10	205	20.5
1968	GT	10	300.5	300.5	21	362	62.9	62.9	8	192	352	17	545	237.6	237.6	13	165	3-7	158	15.8
	OPP	10	368.5	368.5	36	584	233.9	232.9	24	105	227	9	462	134.6	134.6	6	215	5-13	263	26.3
1969	GT	10	242.8	242.8	18	483	136.3	136.3	8	94	200	20	470	106.5	106.5	7	136	6-15	144	14.4
	OPP	10	330.1	330.1	25	476	148.8	148.8	12	133	289	28	460	181.3	181.3	12	185	3-13	183	18.3
1970	GT	11	338.9	301.8	29	547	188.2	171.1	13	144	278	23	518	150.7	137.0	13	196	5-9	216	19.6
	OPP	11	326.0	296.4	21	424	122.6	111.5	10	131	298	23	440	203.4	184.9	9	155	4-14	156	14.2
1971	GT	11	295.3	268.5	23	537	169.5	154.1	13	133	250	14	532	125.8	114.4	8	171	18-19	172	17.2
	OPP	11	279.0	253.6	16	477	129.9	118.1	11	114	240	14	475	149.1	135.5	7	167	16-15	151	15.1
1972	GT	11	360.8	328.0	33	499	159.7	145.2	13	144	277	20	520	201.1	182.8	16	186	7-22	253	23.0
	OPP	11	340.9	309.9	23	568	204.5	185.9	13	108	224	21	482	136.4	124.0	7	190	12-24	196	17.8
1973	GT	11	341.2	310.2	22	532	172.0	156.4	16	137	257	14	533	169.2	153.8	6	199	14-26	192	17.5
	OPP	11	376.0	341.8	27	538	244.7	222.5	13	103	198	13	520	131.3	119.7	12	221	8-15	211	19.2
1974	GT	11	369.4	335.8	31	650	316.2	287.5	27	45	86	5	523	53.2	48.4	3	202	7-15	238	21.6
	OPP	11	351.4	319.5	29	582	257.0	233.6	22	69	147	11	469	94.4	85.8	6	208	3-13	212	19.3
1975	GT	11	408.4	371.3	37	692	362.7	329.7	32	24	46	4	522	45.7	41.5	5	203	7-15	270	24.5
	OPP	11	388.7	353.4	25	494	194.7	177.0	15	141	267	13	528	194.0	176.4	8	202	10-16	200	18.2
1976	GT	11	339.1	308.3	29	612	269.0	244.5	26	45	103	11	436	70.1	63.7	3	174	6-11	221	20.1
	OPP	11	402.2	365.6	33	609	227.9	207.1	21	118	218	14	541	174.3	158.4	12	221	12-20	267	24.3
1977	GT	11	350.0	318.2	27	630	315.6	286.8	23	23	64	7	344	34.4	31.3	4	164	22-24	204	20.4
	OPP	11	366.4	333.1	19	594	215.1	195.5	19	104	235	14	443	151.3	137.5	10	209	22-21	201	20.1
1978	GT	11	407.0	370.0	32	484	229.0	208.2	16	114	234	11	487	178.0	161.8	10	189	9-13	249	22.6
	OPP	11	397.0	360.9	25	569	228.5	207.7	14	117	225	14	520	168.5	153.2	7	208	12-14	212	19.3
1979	GT	11	337.9	307.2	19	414	127.8	116.2	7	154	307	19	502	210.1	191.0	11	174	7-15	152	13.8
	OPP	11	375.4	341.3	24	602	234.4	213.1	16	118	228	8	518	141.0	128.2	4	220	8-17	190	17.3
1980	GT	11	265.9	241.7	13	422	109.4	99.5	6	139	295	17	471	156.5	142.3	7	142	8	113	10.3
	OPP	11	398.7	362.5	31	617	263.0	239.0	18	112	225	19	498	135.7	123.4	11	225	13-na	260	23.6
1981	GT	11																		

## YEAR-BY-YEAR OFFENSIVE AVERAGES (SINCE 1948)

YEAR		G	TOTAL OFFENSE			RUSHING			PASSING							SCORING				
			YDS	YPG	TD	ATT	YDS	YPG	TD	CMP	ATT	INT	PCT	YDS	YPG	TD	FD	FG-A	PTS	PPG
1983	GT	11	3767	342.4	28	546	2380	216.4	21	127	237	17	536	1387	126.1	6	205	9-15	222	20.2
	OPP	11	4487	407.9	38	510	2331	211.9	23	159	289	9	550	2156	196.0	14	224	16-22	313	28.4
1984	GT	11	4557	414.3	37	600	2585	235.0	25	134	222	11	304	1972	179.3	12	241	13-15	296	26.9
	OPP	11	3490	317.3	22	457	1623	147.5	9	163	295	13	552	1867	169.7	12	192	15-18	201	18.3
1985	GT	11	3753	341.2	28	580	2169	197.2	14	113	197	9	574	1584	144.0	12	194	13-22	235	21.4
	OPP	11	3433	312.1	12	434	1793	163.0	7	156	317	16	492	1640	149.0	5	173	11-21	118	10.7
1986	GT	11	3971	361.0	35	531	2312	210.2	19	137	258	9	531	1659	150.8	14	223	12-22	282	25.6
	OPP	11	3584	325.8	27	502	2078	188.9	18	129	253	14	510	1506	136.9	9	211	8-14	211	19.2
1987	GT	11	3777	343.4	26	398	1493	135.7	12	174	368	18	473	2284	207.6	13	201	7-13	199	18.1
	OPP	11	4226	384.2	34	495	1959	178.1	12	183	306	11	598	2267	206.1	16	229	14-20	275	25.0
1988	GT	11	3420	310.9	22	427	1577	143.4	13	182	332	15	548	1843	167.5	7	202	15-20	200	18.2
	OPP	11	3094	281.3	24	484	1566	142.4	12	129	252	14	512	1528	138.9	8	180	9-14	194	17.6
1989	GT	11	4070	370.0	31	519	2301	209.2	16	144	276	14	522	1769	160.8	13	215	15-24	265	24.1
	OPP	11	3732	339.3	25	466	1630	148.2	15	196	356	14	551	2102	191.1	8	216	12-19	213	19.4
1990	GT	11	4334	394.0	41	524	2298	208.9	24	146	255	13	573	2036	185.1	14	231	15-23	334	31.6
	OPP	11	3242	294.7	13	434	1220	110.9	7	151	309	24	489	2022	183.8	5	174	24-28	165	15.5
1991	GT	12	4651	387.6	33	537	2104	175.3	18	192	368	18	522	2547	212.3	13	240	11-17	265	22.1
	OPP	12	3333	277.8	25	462	1344	112.0	10	178	369	18	482	1989	165.8	12	190	8-15	197	16.4
1992	GT	11	3723	338.5	26	390	1143	103.9	9	206	398	10	518	2397	234.5	16	203	19-26	237	21.5
	OPP	11	4401	400.1	32	533	2066	187.8	17	180	310	14	581	2335	212.3	12	229	20-30	286	26.0
1993	GT	11	4398	399.8	34	467	2463	223.9	20	153	271	14	565	1935	175.9	13	224	9-15	260	23.6
	OPP	11	4373	397.5	36	529	1874	170.4	21	195	318	10	613	2499	135.6	14	249	12-18	286	26.0
1994	GT	11	3847	349.7	23	349	1145	104.1	4	223	407	18	548	2702	245.6	18	194	9-16	185	16.8
	OPP	11	4207	382.5	39	580	2534	230.4	28	144	266	10	548	1673	152.1	10	233	16-24	319	29.0
1995	GT	11	3849	349.9	33	523	2321	211.0	22	134	248	7	540	1528	138.9	10	208	11-18	260	23.6
	OPP	11	3695	335.9	31	372	1003	91.2	17	239	385	11	621	2692	244.7	13	208	9-16	243	22.1
1996	GT	11	3683	334.8	25	499	1821	165.5	12	144	262	16	550	1862	169.3	9	197	15-26	220	20.0
	OPP	11	3832	348.4	29	412	1635	148.6	13	177	312	13	567	2197	199.7	12	190	11-13	236	21.5
1997	GT	11	4037	367.0	33	449	1667	151.5	18	177	279	9	634	2370	215.5	13	206	16-20	279	25.4
	OPP	11	4719	420.0	34	379	1460	132.7	10	257	402	16	639	3259	296.3	23	239	10-17	266	24.2
1998	GT	11	4276	388.7	50	469	2021	183.7	22	153	280	8	546	2255	205.0	17	222	13-21	391	35.3
	OPP	11	4376	397.6	34	447	1844	167.6	17	199	361	10	551	2830	230.0	14	224	10-15	267	24.3
1999	GT	11	5599	509.0	59	503	2482	226.5	29	208	319	12	652	3117	283.4	29	287	11-17	448	40.7
	OPP	11	4552	413.8	41	479	2015	183.2	26	195	353	9	552	2537	230.6	15	244	15-17	333	30.3
2000	GT	11	4789	435.4	48	466	1807	164.3	21	231	374	6	618	2982	271.1	23	259	12-18	372	33.8
	OPP	11	4176	379.6	27	371	1039	94.5	6	248	430	15	577	3137	285.2	19	228	7-13	209	19.0
2001	GT	12	5015	417.9	47	500	1668	139.0	26	264	413	14	639	3347	278.9	19	268	19-28	381	31.8
	OPP	12	4000	333.3	34	432	1405	117.1	17	212	390	11	544	2595	216.2	13	218	11-12	267	22.2
2002*	GT	13	4871	374.7	35	500	2127	163.6	20	239	435	20	549	2744	211.1	15	253	12-20	280	21.5
	OPP	13	4624	355.7	30	486	1750	134.6	16	235	440	11	534	2874	221.1	11	228	18-25	267	20.5
2003*	GT	13	4298	330.6	32	509	2086	160.5	16	199	379	13	525	2212	170.2	13	236	17-21	274	21.1
	OPP	13	4189	322.2	30	445	1307	100.5	14	257	425	13	605	2882	221.7	15	218	18-24	266	20.5
2004*	GT	12	4157	346.4	31	486	1947	162.2	11	169	346	18	488	2210	184.2	17	228	15-17	264	22.0
	OPP	12	3575	297.9	28	405	1255	104.6	13	215	395	10	544	2320	193.3	12	192	10-21	227	18.9
2005*	GT	12	4188	349.0	27	464	1845	153.8	13	197	418	12	471	2343	195.2	12	240	11-21	222	18.5
	OPP	12	3810	317.5	28	409	1247	103.9	9	205	384	21	534	2563	213.6	16	200	15-17	241	20.1
2006*	GT	14	4649	332.1	45	526	2274	162.4	17	174	369	16	472	2375	169.6	25	239	12-18	349	24.9
	OPP	14	4208	300.6	29	445	1467	104.8	13	238	461	13	516	2741	195.8	11	223	18-26	257	18.4
2007*	GT	13	5004	384.9	38	548	2591	199.3	28	179	363	12	493	2413	185.6	10	261	23-28	341	26.2
	OPP	13	4295	330.4	31	472	1488	114.5	19	219	389	12	563	2807	215.9	12	219	14-20	271	20.8
2008*	GT	13	4842	372.5	40	640	3552	273.2	32	274	165	7	448	1290	99.2	5	214	12-20	317	24.4
	OPP	13	4076	313.5	33	432	1564	120.3	13	246	415	18	593	2512	193.2	20	224	11-14	264	20.3
2009*	GT	14	5910	422.1	62	792	4136	295.4	47	78	168	6	464	1774	126.7	11	287	14-20	473	33.8
	OPP	14	5044	360.3	42	433	2123	151.6	16	245	398	12	616	2921	208.6	23	241	18-27	347	24.8
2010*	GT	13	5294	407.2	42	753	4203	323.3	31	64	168	7	381	1091	83.9	9	265	15-17	338	26.0
	OPP	13	4831	371.6	42	489	2206	169.7	25	221	365	8	605	2625	201.9	14	253	11-19	328	25.2
2011*	GT	13	5964	458.8	59	717	4114	316.5	45	82	167	8	491	1850	142.3	11	265	11-18	446	34.3
	OPP	13	4669	359.2	45	465	2100	161.5	19	215	385	14	558	2569	197.6	23	239	9-15	339	26.1
2012*	GT	14	6175	441.1	63	808	4357	311.2	48	102	194	8	526	1818	129.9	12	302	11-18	470	33.6
	OPP	14	5236	374.0	51	472	2019	144.2	27	269	448	16	600	3217	229.8	23	270	12-19	396	28.3
2013*	GT	13	5586	429.7	61	713	3891	299.3	46	92	203	13	453	1695	130.4	12	283	10-14	456	35.1
	OPP	13	4683	360.2	38	422	1505	115.8	18	267	427	14	625	3178	244.5	18	256	10-17	297	22.8
2014*	GT	14	6671	476.5	66	790	4789	342.1	47	106	203	6	522	1882	134.4	19	350	11-18	530	37.9
	OPP	14	5758	411.3	43	463	2346	167.6	24	282	448	18	629	3412	243.7	19	300	18-21	360	25.7
2015	GT	12	4536	378.0	47	583	3074	256.2	30	81	192	10	422	1462	121.8	14	233	7-11	351	29.2
	OPP	12	4416	368.0	38	422	1981	165.1	24	202	337	9	599							



## YEAR-BY-YEAR RETURN/PENALTY AVERAGES (SINCE 1978)

YEAR		RETURNS						PEN	YDS	YEAR		RETURNS						PEN	YDS
		PR	YDS	AVG	KOR	YDS	AVG					PR	YDS	AVG	KOR	YDS	AVG		
1978	GT	17	116	6.8	29	736	25.4	57	539	2014*	GT	12	97	8.1	41	892	21.8	69	576
	OPP	29	241	8.3	31	487	15.7	54	523		OPP	16	105	6.6	33	747	22.6	75	616
1979	GT	31	207	6.7	33	668	20.2	48	476	2015	GT	20	189	9.4	31	590	19.0	38	329
	OPP	35	273	7.8	31	562	18.1	68	669		OPP	14	109	7.8	19	440	23.2	75	582
1980	GT	20	90	4.5	34	574	16.9	52	484	2016*	GT	12	131	10.9	27	578	21.4	57	502
	OPP	43	362	8.4	17	366	21.5	64	586		OPP	14	131	9.4	19	404	21.3	66	535
1981	GT	28	127	4.5	36	724	20.1	55	541	2017	GT	17	125	7.4	40	775	19.4	44	394
	OPP	37	311	8.4	15	242	16.1	70	636		OPP	21	198	9.4	44	1077	24.5	42	396
1982	GT	22	262	11.9	35	689	19.7	53	548	2018	GT	13	93	7.0	28	689	24.6	50	477
	OPP	19	210	11.1	23	315	13.7	64	493		OPP	10	60	6.0	48	1261	26.3	56	459
1983	GT	26	174	6.7	33	663	20.1	64	619	*Bowl games included in final statistics.									
	OPP	25	223	8.9	16	344	21.5	65	496										
1984	GT	22	153	6.9	28	522	18.6	46	356										
	OPP	25	270	10.8	45	798	17.7	53	420										
1985	GT	27	155	5.7	23	539	23.4	52	481										
	OPP	28	189	6.8	26	436	16.8	59	488										
1986	GT	19	263	13.8	43	799	18.6	58	507										
	OPP	24	146	6.1	46	938	20.4	55	423										
1987	GT	27	209	7.7	49	962	19.6	60	503										
	OPP	34	330	9.7	40	886	22.2	68	514										
1988	GT	31	206	6.7	37	764	20.6	69	564										
	OPP	21	81	3.9	40	786	19.7	79	614										
1989	GT	30	173	5.8	43	939	21.8	79	687										
	OPP	18	146	8.1	45	958	21.3	50	391										
1990	GT	42	244	5.8	39	900	23.1	54	397										
	OPP	20	155	7.8	54	1,044	19.3	59	442										
1991	GT	53	507	9.6	34	595	17.5	76	594										
	OPP	32	357	11.2	40	768	19.2	59	505										
1992	GT	30	278	9.3	43	870	20.2	65	503										
	OPP	37	389	10.5	26	585	22.5	67	540										
1993	GT	23	112	4.9	37	814	22.0	71	602										
	OPP	26	235	9.0	36	674	18.7	81	610										
1994	GT	22	118	5.4	48	1,080	22.5	73	605										
	OPP	36	388	10.8	35	633	18.1	66	529										
1995	GT	34	404	11.9	33	588	17.8	78	622										
	OPP	22	258	11.7	43	986	22.9	56	467										
1996	GT	32	408	12.7	35	793	22.7	62	527										
	OPP	16	77	4.8	31	453	14.6	62	543										
1997	GT	25	253	10.1	38	774	20.4	70	632										
	OPP	19	220	11.6	41	766	18.7	81	641										
1998	GT	37	490	13.2	39	917	23.5	72	584										
	OPP	17	123	7.2	45	853	18.9	64	516										
1999	GT	30	335	11.2	43	980	22.8	77	640										
	OPP	13	102	7.8	51	999	19.6	72	562										
2000	GT	38	355	9.3	30	706	23.5	92	769										
	OPP	27	203	7.5	52	838	16.1	75	592										
2001	GT	51	555	10.9	37	846	22.9	85	712										
	OPP	16	135	8.4	47	1,060	22.6	99	787										
2002*	GT	52	524	10.1	43	839	19.5	95	792										
	OPP	37	306	8.3	34	642	18.9	88	751										
2003*	GT	33	380	11.5	48	981	20.4	68	576										
	OPP	36	324	9.0	47	1,076	22.9	93	800										
2004*	GT	50	350	7.0	30	653	21.8	75	640										
	OPP	33	195	5.9	34	792	23.3	92	782										
2005*	GT	35	198	5.7	35	707	20.2	88	686										
	OPP	32	282	8.8	35	830	23.7	90	768										
2006*	GT	45	336	7.5	42	815	19.4	86	713										
	OPP	33	164	5.0	50	1,349	27.0	97	847										
2007*	GT	44	436	9.9	49	1,061	21.7	90	771										
	OPP	20	140	7.0	66	1,119	17.0	77	668										
2008*	GT	27	182	6.7	45	883	19.6	63	570										
	OPP	15	147	9.8	55	1,094	19.9	58	487										
2009*	GT	21	281	13.4	54	1,176	21.8	84	659										
	OPP	10	74	7.4	78	1,755	22.5	68	557										
2010*	GT	23	134	5.8	53	1,057	19.9	81	689										
	OPP	16	185	11.6	58	1,110	19.1	63	531										
2011*	GT	16	130	8.1	42	807	19.2	58	480										
	OPP	13	82	6.3	70	1,515	21.6	54	364										
2012*	GT	20	252	12.6	44	1,050	23.9	68	558										
	OPP	22	98	4.5	66	1,569	23.8	67	535										
2013*	GT	19	160	8.4	40	881	22.0	63	529										
	OPP	17	152	8.9	45	968	21.5	76	623										



# GEORGIA TECH NCAA STATISTICAL RANKINGS (Since 2008)

CATEGORY	2018	2017	2016	2015	2014	2013	2012	2011	2010	2009	2008
Pool Size	129	129	128	127	125	123	120	120	120	120	119
Rushing Offense	<b>1 (35.0)</b>	5 (26.4)	9 (25.1)	8 (25.2)	<b>1 (34.1)</b>	6 (29.3)	4 (31.1)	2 (31.5)	<b>1 (23.3)</b>	2 (29.4)	4 (27.2)
Passing Offense	126 (35.5)	127 (34.3)	124 (29.2)	123 (21.8)	121 (13.4)	118 (130.4)	115 (129.9)	112 (142.3)	119 (63.9)	115 (126.7)	116 (99.2)
Total Offense	61 (408.8)	74 (391.6)	85 (387.2)	61 (378.0)	19 (476.5)	44 (429.7)	35 (441.1)	18 (458.8)	36 (407.2)	11 (442.1)	50 (372.5)
Scoring Offense	33 (63.6)	70 (28.1)	70 (28.2)	63 (29.3)	11 (37.9)	26 (35.1)	34 (33.6)	21 (34.1)	71 (26.0)	11 (33.8)	74 (23.2)
Rushing Defense	57 (136.3)	49 (153.6)	64 (172.2)	57 (165.1)	62 (167.6)	11 (115.6)	41 (144.2)	66 (161.5)	78 (169.7)	68 (151.6)	24 (120.3)
Passing Defense	49 (211.3)	35 (200.6)	68 (223.4)	35 (202.9)	87 (243.7)	83 (244.5)	58 (229.8)	28 (197.9)	34 (201.9)	47 (208.6)	41 (193.2)
Total Defense	46 (399.6)	33 (354.3)	59 (401.6)	42 (368.0)	79 (411.3)	27 (360.2)	43 (374)	44 (359.3)	64 (371.6)	54 (380.3)	25 (313.5)
Scoring Defense	79 (29.3)	64 (28.5)	39 (24.5)	51 (25.8)	52 (25.7)	29 (22.8)	65 (28.3)	60 (26.1)	57 (25.2)	58 (24.8)	28 (20.3)
Net Punting	43 (38.49)	29 (39.74)	65 (37.40)	97 (35.83)	96 (35.63)	96 (35.63)	99 (35)	55 (36.9)	114 (32.2)	43 (38.1)	93 (33.2)
Punt Returns	86 (7.00)	65 (7.35)	20 (10.92)	51 (9.45)	58 (8.08)	56 (8.42)	16 (12.6)	61 (8.1)	97 (5.8)	10 (13.4)	88 (6.74)
Kickoff Returns	14 (24.61)	92 (19.38)	49 (21.41)	107 (19.03)	47 (21.76)	52 (22.0)	25 (23.9)	108 (19.2)	97 (19.9)	49 (21.8)	95 (19.6)
Turnover Margin	20 (0.62)	101 (0.45)	38 (0.31)	105 (0.58)	14 (0.29)	85 (0.30)	45 (0.29)	44 (0.15)	86 (0.46)	25 (0.57)	149 (0.15)
Fumbles Recovered	5 (13)	120 (4)	63 (8)	66 (8)	38 (11)	102 (6)	173 (9)	195 (7)	121 (13)	115 (14)	138 (11)
Passes Intercepted	40 (12)	110 (6)	58 (11)	91 (9)	10 (18)	120 (16)	131 (14)	131 (14)	119 (20)	150 (12)	115 (18)
Fumbles Lost	122 (13)	88 (10)	101 (11)	122 (14)	93 (12)	84 (11)	184 (13)	162 (11)	119 (20)	79 (12)	118 (20)
Interceptions Thrown	3 (4)	4 (5)	<b>1 (4)</b>	41 (10)	9 (6)	66 (13)	128 (8)	119 (8)	111 (7)	11 (6)	110 (7)
Turnovers Gained	16 (25)	124 (10)	67 (19)	91 (17)	17 (29)	71 (20)	136 (25)	163 (21)	169 (21)	129 (26)	120 (29)
Turnovers Lost	35 (17)	27 (15)	17 (15)	97 (24)	33 (19)	87 (24)	152 (21)	133 (19)	195 (27)	128 (18)	188 (27)
Pass Efficiency	82 (129.03)	99 (120.90)	16 (153.59)	95 (119.80)	12 (155.07)	84 (122.2)	35 (143.5)	14 (154.3)	113 (102)	112 (149.6)	92 (111.9)
Pass Efficiency Defense	99 (143.51)	62 (127.77)	50 (125.50)	67 (127.04)	85 (132.88)	79 (132.4)	35 (143.5)	45 (124.4)	63 (129.2)	88 (136.3)	43 (117.4)
Fewest Penalties	4 (49)	5 (4.00)	11 (4.38)	2 (3.17)	25 (4.33)	34 (4.86)	11 (4.5)	74 (6.2)	156 (6.2)	34 (4.71)	126 (4.9)
Fewest Penalty Yards	4 (35.31)	4 (35.82)	11 (38.62)	<b>1 (27.42)</b>	26 (41.14)	31 (40.7)	18 (39.9)	13 (36.9)	66 (53.0)	34 (47.1)	136 (43.9)
PR Yards Defense	35 (6.00)	89 (9.43)	88 (9.36)	59 (7.79)	50 (6.56)	75 (8.9)	102 (12.5)	39 (6.3)	98 (11.6)	44 (7.4)	73 (9.8)
KR Yards Defense	126 (26.27)	117 (24.48)	49 (21.28)	100 (23.16)	101 (22.64)	69 (21.5)	102 (23.8)	59 (21.6)	111 (19.1)	83 (22.5)	40 (19.9)
Sacks	116 (1.31)	108 (1.55)	114 (1.38)	120 (1.4)	105 (1.43)	26 (1.2)	59 (2.0)	77 (1.7)	101 (1.3)	127 (1.8)	118 (2.6)
Backers for Loss	125 (4.2)	118 (4.3)	120 (4.4)	127 (3.9)	115 (4.4)	42 (6.4)	93 (4.9)	94 (4.8)	108 (4.5)	93 (4.9)	13 (7.3)
Sacks Allowed	14 (1.23)	46 (1.82)	17 (1.23)	24 (1.33)	2 (0.79)	9 (1.08)	13 (1.00)	15 (1.00)	23 (1.23)	50 (0.86)	130 (1.46)
Backers for Loss Allowed	29 (5.08)	70 (6.00)	44 (5.38)	76 (6.33)	17 (4.54)	70 (6.2)	67 (5.7)	117 (4.5)	70 (6.0)	32 (5.1)	155 (5.6)
3rd Down Conv. Pct.	26 (43.9)	12 (45.6)	51 (41.8)	108 (34.9)	<b>1 (57.9)</b>	4 (51.4)	31 (45.6)	2 (53.9)	56 (40.4)	<b>1 (52.3)</b>	84 (36.7)
4th Down Conv. Pct.	66 (62.9)	101 (42.1)	61 (50.0)	66 (50.0)	9 (70.6)	83 (44.4)	29 (62.2)	154 (62.6)	147 (55.0)	41 (55.6)	74 (42.9)
3rd Down Conv. Def.	128 (50.7)	12 (30.9)	126 (49.2)	43 (36.1)	114 (46.1)	35 (36.3)	169 (40.9)	83 (42.2)	52 (38.9)	82 (41.0)	157 (38.1)
4th Down Conv. Def.	97 (60.0)	82 (55.6)	68 (52.6)	88 (54.5)	75 (54.5)	99 (61.5)	143 (45.5)	111 (66.7)	144 (47.6)	138 (42.9)	128 (40.0)
Time of Possession	7 (33.27)	6 (33.30)	57 (30.17)	41 (31.08)	3 (34.09)	6 (33.19)	5 (32.59)	23 (31.55)	21 (31.53)	3 (33.49)	148 (30.31)
First Downs	56 (27.6)	90 (19.5)	111 (17.8)	98 (19.4)	7 (25.0)	49 (21.8)	52 (21.6)	154 (20.4)	150 (20.4)	43 (20.5)	110 (16.5)
Opponent First Downs	73 (262)	35 (18.7)	91 (21.6)	6 (17.6)	107 (21.4)	51 (19.7)	39 (19.3)	32 (18.4)	160 (19.5)	22 (17.2)	34 (17.23)
Red Zone Offense	101 (79.3)	28 (88.9)	54 (85.4)	64 (83.8)	78 (80.8)	13 (89.8)	170 (80.0)	111 (89.1)	188 (76.0)	156 (82.0)	182 (77.0)
Red Zone Defense	85 (85.1)	129 (97.3)	41 (80.4)	62 (83.3)	40 (79.2)	14 (73.8)	135 (79.0)	165 (82.0)	122 (76.0)	175 (83.0)	137 (79.0)



## ALL-TIME ACC STATISTICAL LEADERS (INDIVIDUAL)

<b>RUSHING</b>			<b>TOTAL OFFENSE</b>			<b>FUMBLES RECOVERED</b>			<b>PASSES DEFENDED</b>		
Jonathan Dwyer	2008	107.3	Joe Hamilton	1999	345.27	Charlie Thomas	2018	3	Lance Austin	2016	15
Tashard Choice	2007	114.9	John Dewberry	1984	345.27				Nathan Perryman	1995	13
Tashard Choice	2006	105.2	<b>ALL-PURPOSE YARDS</b>			<b>TACKLES</b>			<b>PUNTING</b>		
P.J. Daniels	2003	111.3	Jerry Mays	1989	147.6	Keyaron Fox	2003	11.9	Durant Brooks	2006	45.5
Jerry Mays	1989	122.5	Robert Lavette	1982	142.7	Keith Brooking	1995	13.3	Rodney Williams	1997	45.6
Robert Lavette	1982	109.8	Robert Lavette	1981	142.0	Jamal Cox	1994	13.3	Jason Bender	1994	45.5
						Duane Wood	1980	15.5	Ron Rice	1982	42.6
<b>RECEPTIONS PER GAME</b>			<b>SCORING</b>			<b>TACKLES FOR LOSS</b>			<b>PUNT RETURNS</b>		
Calvin Johnson	2006	5.43	TaQuon Marshall	2017	9.5	Marco Coleman	1990	19.0	Jonathan Smith	2003	11.7
Harvey Middleton	1996	5.8	Robert Lavette	1982	10.4				Charlie Rogers	1998	14.2
<b>RECEIVING YARDAGE</b>			<b>SCORING BY KICKING</b>			<b>SACKS</b>			<b>KICKOFF RETURNS</b>		
Calvin Johnson	2006	85.9	Luke Manget	2000	74	Derrick Morgan	2009	12.5	Ricardo Ingram	1986	14.6
Harvey Middleton	1996	73.1				Eric Henderson	2003	11.0	Jack Westbrook	1982	12.1
						Greg Gathers	2001	10.0			
<b>YARDS PER RECEPTION</b>			<b>FIELD GOALS</b>								
Ricky Jeune	2017	21.8	Luke Manget	2001	1.58	Coleman Rudolph	1991	13.0	Derrick Steagall	1993	25.8
						Marco Coleman	1990	13.0	Cory Collier	1983	30.0
<b>PASS EFFICIENCY</b>			<b>FIELD GOAL PERCENTAGE</b>			George Malone	1988	7.0	Cleve Pounds	1982	23.4
Joe Hamilton	1999	175.0	Harrison Butler	2016	.882	<b>INTERCEPTIONS</b>			Robert Lavette	1981	22.9
Joe Hamilton	1998	141.7	Wesley Wells	2018	1.000	Morgan Burnett	2008 (†)	0.54			
John Dewberry	1985	133.6				Willie Clay	1991	0.75	<b>BLOCKED KICKS</b>		
						Ken Swilling	1990	0.56	Chris Milton	2015 (†)	2

## ALL-TIME ACC STATISTICAL LEADERS (TEAM)

<b>TOTAL OFFENSE</b>		<b>RUSHING DEFENSE</b>		<b>SACKS ALLOWED</b>		<b>FEWEST INTERCEPTIONS THROWN</b>		<b>YARDS PER COMPLETION</b>	
1999	509.0	1984	147.5	2010	1.2	2013	8	2013	18.4
2008	372.5	1995	91.2	2011	1.0	2014	8	2014	17.8
2009	442.1	2003	100.5	2013	1.0	2014	6	2015	18.0
2011	458.8			2014	0.8	2016	4	2017	21.6
2014	476.5	<b>PASSING OFFENSE</b>				2017	5	2018	19.5
		2001	278.9	<b>3RD-DOWN PERCENTAGE</b>		2018	4		
<b>TOTAL DEFENSE</b>				2011	53.8	<b>TURNOVERS GAINED</b>		<b>TURNOVER MARGIN</b>	
1984	317.2	<b>PASSING DEFENSE</b>		2014	57.9	2012	25	2014	0.79
		1980	123.4	<b>4TH-DOWN PERCENTAGE</b>		<b>PASSING EFFICIENCY</b>		<b>FEWEST PENALTIES</b>	
<b>RUSHING OFFENSE</b>		1985	149.1	2014	70.6	2014	155.07	2015	3.17
1984	235.0	1986	136.9	<b>BLOCKED KICKS</b>		<b>TIME OF POSSESSION</b>		2016	4.38
2007	199.3	1988	138.9	2014	6	2012	32:59	<b>FEWEST PENALTY YARDS</b>	
2008	273.2	<b>SCORING OFFENSE</b>				2014	34:09	2015	27.4
2009	295.4	1998	35.6	<b>DEFENSIVE TOUCHDOWNS</b>		2017	33:30		
2010	323.3	1999	40.7	2014	6	2018	33:27		
2011	316.5	2009	33.8	<b>RED ZONE DEFENSE</b>					
2012	311.2	2011	34.3	2013	73.8				
2013	299.3	2014	37.9	<b>INTERCEPTIONS</b>					
2014	342.1	<b>SCORING DEFENSE</b>		2012	16				
2015	256.2	1984	18.3						
2016	258.1	1985	10.7						
2017	307.4								
2018	325.0								

## NCAA STATISTICAL RANKINGS (INDIVID.)

(TOP 10 / SINCE 2000)

### SACKS

Derrick Morgan	2009	8th	0.89
Jeremiah Attaochu	2013	6th	0.96

### PUNT RETURN AVERAGE

Jamal Golden	2012	6th	14.6
--------------	------	-----	------

### KICKOFF RETURN AVERAGE

Jamal Golden	2012	10th	28.3
--------------	------	------	------

### INTERCEPTIONS

Morgan Burnett	2008	t3rd	0.54
----------------	------	------	------

### FUMBLES RECOVERED

Derrick Morgan	2008	t5th	0.31
----------------	------	------	------

### PUNTING

Durant Brooks	2006	4th	45.52
Durant Brooks	2007	5th	45.06

### FIELD GOALS

Luke Manget	2001	10th	1.58
Travis Bell	2007	19th	1.77

### RECEIVING YARDS

Calvin Johnson	2006	9th	1,202
----------------	------	-----	-------

### YARDS PER RECEPTION

DeAndre Smelter	2014	8th	20.43
Ricky Jeune	2015	5th	21.67
Ricky Jeune	2017	7th	21.80

### PASS EFFICIENCY

George Godsey	2000	6th	151.86
---------------	------	-----	--------

### PASSING YARDS PER COMPLETION

Justin Thomas	2015	1st	17.9
---------------	------	-----	------

### BLOCKED KICKS

KeShun Freeman	2014	t8th	2
Chris Milton	2014	t8th	2
Chris Milton	2015	t7th	2

**HISTORY**



**GT FOOTBALL TIMELINE****NOVEMBER 5, 1892**

Georgia Tech's first ever football game came against Mercer on Nov. 5, 1892. Mercer won the game, played at Macon's Central Park, 12-6. The Yellow Jackets went 0-3 in their inaugural season, also losing to Vanderbilt and Auburn.

**1893**

Lt. Leonard Wood was a star quarterback and co-head coach on the 1893 team that played – and beat – rival Georgia for the first time, 28-6, in Athens. After the 1894 season Wood was assigned to Ft. McPherson and he went on to win the Congressional Medal of Honor for participating in the Indian wars against Geronimo. He then was the colonel who formed the volunteer brigade called the Rough Riders during the Spanish American War (Teddy Roosevelt gets the credit but was the Lt. Colonel under Wood). He later went to Washington when Roosevelt became President and served in a variety of roles, including Army Chief of Staff. In 1920, he unsuccessfully ran as a Republican for U.S. President.

**1901**

Georgia Tech's first unbeaten team was in 1901. After going winless from 1897-1900, the Yellow Jackets went 4-0-1 in 1901, shutting out four opponents and tying Furman, 5-5.

**1904**

John Heisman took over as Georgia Tech's head football coach. He coached 16 seasons, compiling a remarkable 102-29-7 (.779) record, including four unbeaten campaigns. Heisman's

original contract called for him to coach the football and baseball teams for a poultry sum of \$2,250 (less \$500 for supplies), plus 30 percent of the gate receipts.

**1908**

After playing its home games at Piedmont Park, Brisbane Park and briefly on The Flats, Georgia Tech played home games at Ponce de Leon Park from 1908 to 1911.

**1913**

Upon his hiring in 1904, John Heisman desired for Georgia Tech to play home games in an on-campus stadium. In 1905, Heisman had 300 convict laborers clear rocks, remove tree stumps and level the field. Tech first played home games on the Flats in '05. Later, John W. Grant donated \$15,000 towards the construction of the field's first permanent stands, and Grant Field was named in honor of his deceased son, Hugh Inman Grant. Tech permanently began playing its home games on Grant Field in 1913.

**OCTOBER 7, 1916**

The most lopsided game – Georgia Tech 222, Cumberland 0 – of all time happened in Atlanta on Oct. 7, 1916. The previous spring, Cumberland's baseball team had trounced Tech. Cumberland University was located in Lebanon, Tenn., and the Cumberland squad was actually comprised of professional players from nearby Nashville. Georgia Tech head coach John Heisman was not amused, and the Tech students and alumni howled for revenge, so Heisman offered the Bulldogs a \$500 guarantee to come to Atlanta for a football game. In the game, Tech scored 32 touchdowns, averaged 3.8 points per minute, carried the ball for 978 yards, and never threw a pass. Cumberland, since it was losing yardage faster than it was gaining real estate, began to kick the football back to the Jackets immediately after Tech kicked off to them. Amazingly, neither team made a first down in the game because Tech scored within four downs on every possession. All-American Everett Struppler led Tech with six touchdowns.

**1917**

The 1917 Yellow Jacket team claimed a share of Tech's first national championship. Tech went a perfect 9-0, outscoring opponents by a combined score of 491-17.

**1920**

William Alexander began the first of 25 years as Georgia Tech's head coach, serving from 1920-1944.

**1921**


Georgia Tech and 13 other schools left the Southern Intercollegiate Athletic Association to form the Southern Conference, which was housed in Atlanta.

**ORIGINAL SoCon MEMBERS**

Alabama  
Auburn  
Clemson  
Georgia  
Georgia Tech  
Kentucky  
Maryland  
Mississippi State  
North Carolina  
NC State  
Tennessee  
Virginia  
Virginia Tech  
Washington & Lee

**1928**

Tech went a perfect 10-0, winning the Southern Conference title and a share of their second national championship. Tech allowed more than seven points just once, beating Notre Dame, Alabama, Auburn, Georgia and ultimately, California in the Rose Bowl.

**JANUARY 1, 1929**

The most stunning play in Rose Bowl history propelled Georgia Tech to its first bowl victory when Roy Riegels' infamous Wrong Way Run turned out right as the Ramblin' Wreck beat California, 8-7, in the 1929 Rose Bowl. Early in the second quarter, with the score tied 0-0, Tech halfback Stumpy Thomason was hit by the

Golden Bears' Benny Lom. He fumbled near the Tech 35-yard line, and Riegels scooped up the bouncing ball. He got a good block from a teammate, slipped off a tackler and spun around. But something was wrong.

"Stop, Roy! You're running the wrong way," yelled Lom. Riegels thought the speedier Lom was asking for a lateral. At the 10-yard line, Lom grabbed Riegels, but Riegels shook him loose. Finally, at the one-yard line, Lom pulled Riegels down, but not before a 64-yard run into immortality. California still had the ball. On the first play, the Golden Bears attempted to punt the ball out of the end zone with Riegels snapping to Lom. However, Tech's Vance Maree blocked the punt, which rolled out of bounds for a safety. Both teams traded touchdowns in the second half, and Tech eventually prevailed, 8-7, in one of the strangest games ever played. Tech's Rose Bowl win capped a perfect 10-0 season, the first undefeated season for head coach William Alexander, and the Ramblin' Wreck captured its second national title.

## DECEMBER 8-9, 1932

Georgia Tech was one of 13 schools that left the Southern Conference to form the Southeastern Conference. Tech remained in the SEC through 1963, winning or sharing five league titles.

### ORIGINAL SEC MEMBERS

Alabama  
Auburn  
Florida  
Georgia  
Georgia Tech  
Kentucky  
LSU  
Mississippi  
Mississippi State  
Tennessee  
Tulane  
University of the South (Sewanee)  
Vanderbilt

## SEPTEMBER 26, 1936

The first night game in Georgia Tech football history came on Sept. 26, 1936. The Yellow Jackets trounced visiting Presbyterian, 55-0, under the lights. Ever since, Grant Field /Bobby Dodd Stadium has been considered one of the top night-game atmospheres in all of college football.

## JANUARY 1, 1940

Following the 1939 season, Georgia Tech made the first of five appearances in the Orange Bowl, upsetting Missouri 21-7 on Jan. 1, 1940. Earlier that season, Tech made its first appearance in the Associated Press poll, which began in 1936.



### 1942

*The only retired jersey in Georgia Tech's storied football history is the No. 19 worn by running back Clint Castleberry in 1942. Though just a freshman, he finished third in the Heisman Trophy voting as he led Tech to a 9-2 record, highlighted by historic victories at Notre Dame and Navy and capped by a berth in the Cotton Bowl. Just weeks later, he enlisted in the U.S. Army, and on Nov. 7, 1944, his plane disappeared.*

*For one fleeting season in 1942, Clint Castleberry blazed across the football field like a 'crazed jackrabbit.' Some said he could have been the greatest Tech player in history, if it weren't for World War II and a plane that disappeared off the West African coast without a trace. He flashed across the fields at Notre Dame and Navy that fall of '42, leading Georgia Tech's shocking onslaughts, while Sir Bernard Montgomery flashed across North Africa in pursuit of Erwin Rommel, and the Russians made their goal-line stand at Stalingrad.*

*He had played only one college football game when Notre Dame scout Wayne Millner warned coach Frank Leahy that "the most dangerous runner in America" would invade South Bend. As a freshman, he finished third in the Heisman Trophy balloting. And then he was gone.*

— Ed Hinton, Atlanta Journal-Constitution

### 1943

The 8-3 record posted by the 1943 Tech team doesn't give justice to one of the great seasons in Yellow Jacket history. Heading into November with a 3-3 record, Tech reeled off wins over LSU, Tulane, Clemson and a 48-0 win over Georgia to win the SEC championship. A month later, the Jackets beat Tulsa in the Sugar Bowl, becoming the first team to play in all four major bowls (Sugar, Rose, Cotton, Orange).

### 1945

Legendary coach Bobby Dodd took over as head coach in 1945 and went on to coach 22 seasons. He compiled a record of 165-64-8 (.713). Dodd won two SEC championships and one national title. Dodd is a member of the College Football Hall of Fame as both a player and coach.



### 1952

Bobby Dodd's 1952 team finished a perfect 12-0, including a win over seventh-ranked and previously undefeated Ole Miss in the Sugar Bowl. Tech, which shared the national crown with Michigan State, shut out four opponents, beat sixth-ranked Duke and 12th-ranked Alabama. The 1952 team included six all-Americans: Pete Brown, Leon Hardeman, Buck Martin, Hal Miller, Bobby Moorhead and George Morris.

### 1951-55

From 1951-55, Tech played in five consecutive major bowls — Orange (1951), Sugar (1952, 1953, 1955) and Cotton (1954).

### 1956

The 1956 team was nearly perfect, going 10-1, losing only to Tennessee (6-0). Tech beat Pittsburgh in the Gator Bowl.



### NOVEMBER 17, 1962


Georgia Tech beat Bear Bryant's No. 1-ranked Alabama team, 7-6.

### 1963

Following the 1963 season, Tech left the SEC and played as an independent until joining the ACC in 1979. Also in 1963, quarterback Billy Lothridge was first-team all-America and finished second in the Heisman Trophy voting. Lothridge also handled kicking and punting duties for the Yellow Jackets, who finished 7-3 with wins over Florida, Clemson, Tennessee, Florida State and Georgia.

**1970**


Eddie McAshan, the son of a Gainesville (Fla.) mortician, became the first African-American to start at quarterback for a major Southeastern university. McAshan was Tech's starter in 1970, '71 and '72.

**1974**

Randy Rhino was a three-time all-American (1972-74). Randy was the second of three generations of Rhinos to play at Tech. Chappell Rhino (1950-52), Danny (1974-76) and Kelley (1999-2002) all wore the Gold and White.

**NOVEMBER 6, 1976**

Georgia Tech, running the wishbone behind quarterback Gary Lanier, beat 11th-ranked Notre Dame, 23-14, despite not attempting a single pass.

**NOVEMBER 20, 1978**

With temperatures in the 20s, the wind chill at zero, and with an agitated stomach that nearly sidelined him, Georgia Tech tailback Eddie Lee Ivery made college football history on Nov. 20, 1978 at Air Force.

On 26 rushes, Ivery gained 356 yards, breaking an NCAA record, on a field that required de-snowing by a street sweeper twice before the game. Complicating Ivery's plight was his stomach. After a nifty reversal of direction, which resulted in a 73-yard TD run in the second quarter giving Tech a 14-0 lead, Ivery was on the sidelines doubled over, vomiting and in obvious pain. At halftime, Ivery had 122 yards on 12 carries. An 80-yard TD run with 6:08

left in the third quarter gave him 240 yards and broke Brent Cunningham's school record of 217 yards set in 1970. With 10:25 left, Ivery scored on a 57-yard run, giving him 309 yards and putting him within 41 yards of the NCAA record of 350 by Michigan State's Eric Allen vs. Purdue in 1971. After an Air Force drive fizzled, Ivery ran for 13 yards, then for another 13. Adding to the drama, Ivery's stomach began to churn again, to the extent he had to leave the game. His replacement, Ray Friday, shocked everyone by bolting 66 yards up the middle for his second touchdown of the day. When LB Henry Johnson intercepted a Falcon pass, Ivery had his chance. He trotted back onto the field and rushed 21 yards with his first carry, giving him the record.

**1980**

In 1980, Bill Curry's first season as head coach, Tech went just 1-9-1. However, the Jackets' tie (3-3) came against No. 1 Notre Dame. The following year, the Jackets went just 1-10, but the lone victory was a 24-21 win vs. fourth-ranked Alabama.

**1983**

Although Tech first joined the Atlantic Coast Conference in 1979, the Yellow Jackets first competed for the football championship in 1983.

**1985**

In 1985, Georgia Tech went 9-2-1 and beat Michigan State in the All-American Bowl — the Jackets' first bowl win in 15 years. Tech had gone the previous six years with six wins or less. The Yellow Jackets' "Black Watch" defense was led by linebacker Ted Roof.

**1990**

Georgia Tech moved into the Top 25 for the first time in 1990 after it beat 25th-ranked South Carolina to improve to 3-0. Two weeks later, the Jackets knocked off 15th-ranked Clemson to improve to 5-0. Tech moved into the national championship conversation in early November when Scott Sisson's field goal with seven seconds remaining gave the Yellow Jackets a memorable 41-38 win at No. 1 Virginia. Tech closed the regular season by winning on the road against rival Georgia, 41-23, setting the stage for a 45-21 win over Nebraska in the Citrus Bowl. The following day, Tech learned it shared the national title with Colorado.

**1991**

Georgia Tech played its first ESPN Thursday night game in 1991, beating Virginia, 24-21, at Bobby Dodd Stadium. Since 1991, the Yellow Jackets have played in the nationally-televised Thursday night game 31 times.

**1995**

Following the 1994 season, the interim tag was removed and George O'Leary was named Georgia Tech's head coach. O'Leary went 18-16 in his first three seasons, but went on to win at least eight games every year from 1998-2001 and played in five bowls.

**1998**

Georgia Tech finished 7-1 in the ACC, earning a share of the league title with Florida State. Tech finished 10-2 overall, beat Georgia (21-19) and knocked off Notre Dame in the Toyota Gator Bowl.

**NOVEMBER 27, 1999**

Luke Manget's field goal in overtime gave Tech an unforgettable 51-48 win over Georgia. The Jacket fans went nuts and carried Joe Hamilton on their shoulders. Following the 1999 season, Joe Hamilton finished second in the Heisman Trophy race and won the Davey O'Brien Award.

**AUGUST 27, 2000**

The 2000 season opener was cancelled because of a storm at Virginia Tech, but the Jackets won their final seven regular season games including a win in Athens between the hedges.

**2006**

As a junior, Calvin Johnson was one of college football's most dominant players. He hauled in 76 passes for a school record 1,202 yards and 15 TDs. Johnson led Tech to an ACC Coastal Division crown and he went on to be the second overall pick in the 2007 NFL draft by the Detroit Lions.

**2008**

The experts predicted Paul Johnson's first season to be a struggle. All Tech did was win nine games and finish tied for first in the ACC's Coastal Division. Along the way, Johnson and his spread option offense won on the road at Clemson, beat Florida State and Miami at home, then closed the regular season with a memorable 45-42 win at rival Georgia after trailing by 16 points.

## 2009

A remarkable month of November – wins over Mississippi State, Florida State, No. 4 Virginia Tech, Virginia and Vanderbilt – helped Tech win the ACC Coastal Division and earn a berth into the FedEx Orange Bowl. Joshua Nesbitt became the most prolific rushing quarterback in ACC history.

## 2013

Georgia Tech used the nation's sixth-most prolific rushing attack and an improved defense under former Yellow Jacket great, and then defensive coordinator, Ted Roof, to post a winning record and earn a bowl bid for the 17th-consecutive season. Senior Jeremiah Attaochu broke the school record with 31.5 career sacks.



## NOVEMBER 29, 2014

In what has now been immortalized as "The Kick and The Pick" by the Georgia Tech faithful, Harrison Butler drilled a career-long 53-yard field goal on the final play of regulation to force overtime at Georgia. After Zach Lasky's go-ahead touchdown in OT, D.J. White picked off a Hutson Mason pass to seal the 30-24 win.



## DECEMBER 31, 2014

Behind the all-around performance of game MVP Justin Thomas, the Yellow Jackets earned their first Orange Bowl victory in 63 years with a 49-34 win over No. 7 Mississippi State. Tech rushed for an Orange Bowl-record 452 yards. Georgia Tech finished the 2014 season with four games against Top 20 teams, posting a 3-1 record.



## OCTOBER 24, 2015

Dubbed the "Miracle on Techwood Drive", Patrick Gamble blocked Roberto Aguayo's 56-yard field goal attempt and Lance Austin raced 78 yards for the game-winning score as Georgia Tech upset No. 9 Florida State, 22-16.

## 2016

A 4-0 stretch run lifted Georgia Tech to a 9-4 campaign, good for a six-win turnaround from the Yellow Jackets' injury-riddled 2015 campaign. The six-win improvement was tied for the best in the nation. The Jackets' 4-0 finish began with a convincing win at No. 18 Virginia Tech and concluded with a heart-stopping triumph at Georgia (Tech's second-straight victory in Athens) and a rout over Kentucky in the TaxSlayer Bowl.



## 2018

On Nov. 28, Paul Johnson stepped down after 11 seasons and 82 victories as Georgia Tech's head coach, which made him the Yellow Jackets' winningest coach since the legendary Bobby Dodd retired following the 1966 season.

On Dec. 7, Geoff Collins was introduced as the 20th head coach in program history. An Atlanta area native, Collins came to Georgia Tech after compiling 15 wins in two seasons as head coach at Temple and leading the Owls to consecutive bowl appearances. Collins previously served two stints on the football staff at Tech, first as a graduate assistant then tight ends coach under George O'Leary (1999-2001), then as director of player personnel under Chan Gailey (2006).

## MEMORABLE GAMES

### THE CUMBERLAND GAME

On Oct. 17, 1916, John Heisman's team crushed Cumberland College 222-0 in the most lopsided and highest-scoring game in college football history.

### THE 1929 ROSE BOWL

Cal's Roy Riegels ran the wrong way, as Tech won 8-7 and claimed its second national championship.

### 1942: GEORGIA TECH 13, NOTRE DAME 6

Tech finally won at Notre Dame for the first time in eight tries, 13-6. Freshman phenom Clint Castleberry threw a touchdown pass in his only season on The Flats, before dying while piloting a plane during World War II.

### 1949: GEORGIA TECH 7, GEORGIA 6

The Grant Field victory that started "The Drought," Bobby Dodd's eight-year mastery of Georgia.

### 1952 ORANGE BOWL

#### Georgia Tech 17, Baylor 14

Pepper Rodgers' last-second field goal gave the Jackets an Orange Bowl comeback win over Baylor and an 11-0-1 season.

### 1952: GEORGIA TECH 7, ALABAMA 3

In the most exciting game, at that time, in Tech annals, Jackie Rudolph's "\$125,000 tackle" of Bobby Marlow helped preserve the victory, earned Tech a Sugar Bowl bid (and the \$125,000 payout) but also preserved the Jackets' 12-0 season and the Institute's third national title.

### 1962: GEORGIA TECH 7, ALABAMA 6

Another epic Grant Field win over Alabama, one Dodd called "my greatest victory." Mike McNames scored Tech's only touchdown and made a game-saving tackle to upset Bear Bryant's unbeaten, No. 1 defending national champs.

### 1972 LIBERTY BOWL

#### Georgia Tech 31, Iowa State 30.

In Memphis, backup quarterback Jim Stevens -- playing for the suspended Eddie McAshan -- threw for 157 yards and 3 TDs and was named the MVP.

### 1976: GEORGIA TECH 23, NOTRE DAME 14

In the "Passless Upset," the Jackets -- with freshman QB Gary Lanier running Pepper Rodgers' option to perfection -- didn't throw a pass, shocking the Irish in a 23-14 win.

### 1978: THE EDDIE LEE IVERY GAME

#### Georgia Tech 42, Air Force 21.

On the frozen tundra in Colorado Springs, Eddie Lee Ivery ran wild for 356 yards, breaking the NCAA single-game rushing record.



### 1980: GEORGIA TECH 3, NOTRE DAME 3

Bill Curry's first team as head coach of the Jackets stunned the unbeaten No. 1 Irish and nearly beat them before a late, tying field goal.

### 1984: GEORGIA TECH 35, GEORGIA 18

In Athens, this was Bill Curry's turnaround game for the program, one that ended a six-game losing streak to UGA.

### 1985 ALL-AMERICAN BOWL

In the All-American Bowl at Legion Field, Tech prevailed behind its great "Black Watch" defense and emergency starting QB Todd Rampley.

### 1989: GEORGIA TECH 33, GEORGIA 22

Jerry Mays ran for 207 yards to help complete a remarkable 7-4 Georgia Tech turnaround after an 0-3 start.

### 1990: GEORGIA TECH 21, CLEMSON 19

In one of the many thrilling, physical battles in this rivalry, this stamped Tech as a legitimate national title contender.

### 1990: GEORGIA TECH 41, VIRGINIA 38

In Charlottesville, in likely the most significant victory in Tech annals, the Jackets staged a phenomenal comeback against No. 1 Virginia's potent offense. Shawn Jones and William Bell led the resurgence, and Scott Sisson's field goal with 7 seconds left stunned UVA and set off a wild celebration back on The Flats.

### 1991 CITRUS BOWL

#### Georgia Tech 45, Nebraska 21

In the Citrus Bowl in Orlando, Tech toyed with the Huskers. Behind Jones and Bell once again, the Jackets completed an 11-0-1 season and won the UPI Coaches National Championship the next day by one point in the final poll.

### 1998: GEORGIA TECH 41, VIRGINIA 38

In another 41-38 thriller, this one in Atlanta, Dez White caught six passes for a school record 243 yards — the last 54 coming on the game-winning catch to upset No. 6 UVA.

### 1998: GEORGIA TECH 21, GEORGIA 19

In Athens, Brad Chambers' 35-yard field goal in the final seconds ended a seven-game losing streak to UGA.

### 1999 GATOR BOWL

#### Georgia Tech 35, Notre Dame 28

In the Gator Bowl in Jacksonville, Fla., White and Joe Hamilton (who threw three TD passes and caught one himself) were co-MVPs, and gave Tech its first 10-win season since 1990 and a final ranking of No. 9.

### 1999: GEORGIA TECH 51, GEORGIA 48 (OT)

In one of the most thrilling games in Bobby Dodd Stadium annals, Joe Hamilton's last home game was triumphant. Luke Manget's second-chance, OT field goal sent Tech fans into euphoria. Many of them carried Hamilton — who was second in the Heisman Trophy voting that season — on their shoulders and around the stadium.

### 2003: GEORGIA TECH 17, AUBURN 3

In the first game in newly-expanded and renovated Bobby Dodd Stadium, a sellout crowd of 55,000 roared as freshman QB Reggie Ball passed for one touchdown and set up two other scores. The crowd later stormed the field and tore down the goal posts.

### 2004 HUMANITARIAN BOWL

#### Georgia Tech 52, Tulsa 10

In the Humanitarian Bowl in frigid Boise, Idaho, P.J. Daniels ran for an NCAA bowl-record 307 yards and four touchdowns -- despite playing little in the fourth quarter.

### 2004: GEORGIA TECH 28, CLEMSON 24

In another spine tingler against the Tigers, this one in Death Valley, freshman and eventual ACC Rookie of the Year Calvin Johnson caught two of his three TD receptions in the final 1:50 -- the game-winner from Ball with five seconds left.

### 2005: GEORGIA TECH 14, MIAMI 10

In an upset of the No. 3 Hurricanes, Tashard Choice played for the injured Daniels and was superb. As was the Tech's resolute defense.

### 2006: GEORGIA TECH 38, VIRGINIA TECH 27

A year after losing 51-7 in Blacksburg, Va., Tech returned, got a quick start and two first-quarter TD catches from Johnson to win, get revenge over the Hokies and seize control of the ACC's Coastal Division.

### 2007: GEORGIA TECH 33, NOTRE DAME 3

In South Bend, the Yellow Jackets opened the season by handing the Fighting Irish one of their most embarrassing home losses.

### 2008: GEORGIA TECH 31, FLORIDA STATE 28

The Yellow Jackets' first win over the Seminoles since 1975 was decided when true freshman Rashaad Reid recovered an FSU fumble in the end zone in the final minute.

### 2008: GEORGIA TECH 41, MIAMI 23

In Atlanta, the Yellow Jackets flexed their offensive muscle with a nationally-televised win over the 23rd-ranked Hurricanes in a "Whiteout" at Bobby Dodd Stadium.

### 2008: GEORGIA TECH 45, GEORGIA 42

In Athens, Paul Johnson's first Yellow Jacket team overcame a 26-12 halftime deficit to break a seven-year skid against a Bulldog team that was ranked No. 1 in the preseason. Freshman Roddy Jones ran for 214 yards.

### 2009: GEORGIA TECH 28, VIRGINIA TECH 23

Tech's first win at home against a top-five ranked team since 1962. The fans stormed the field and tore down the goal posts in the north end zone.

### 2009: GEORGIA TECH 39, CLEMSON 34

A Yellow Jacket win in the ACC Championship Game that has been vacated, but did send Tech to the FedEx Orange Bowl.

### 2012: GEORGIA TECH 68, NORTH CAROLINA 50

In the then-highest-scoring game in ACC history, visiting Georgia Tech produced 588 yards of total offense, including 380 rushing yards, and Jamal Golden returned a kickoff 100 yards for a touchdown.

### 2014: GEORGIA TECH 30, GEORGIA 24 (OT)

In one of the most thrilling games in program history, Harrison Butker drilled a career-long 53-yard field goal on the final play of regulation to force overtime. After Zach Laskey's go-ahead touchdown in OT, D.J. White picked off a Hutson Mason pass to seal the win.

### 2014 ORANGE BOWL

#### Georgia Tech 49, Mississippi State 34

Justin Thomas was named the Orange Bowl MVP, rushing for 121 yards and three touchdowns, as Georgia Tech rushed for a bowl-record 452 yards in a 49-34 win over No. 7 Mississippi State on New Year's Eve.

### 2015: GEORGIA TECH 22, FLORIDA STATE 16

In one of the craziest finishes in Georgia Tech history, Patrick Gamble blocked Roberto Aguayo's 56-yard field goal attempt as time expired and Lance Austin raced 78 yards for the game-winning score to give Georgia Tech a 22-16 upset win over No. 9 Florida State in the "Miracle on Techwood Drive."

### 2016: GEORGIA TECH 28, GEORGIA 27

Trailing 27-14 going into the fourth quarter, the Yellow Jackets cut the deficit to six with a 94-yard touchdown drive midway through the final period. Lance Austin intercepted a pass at midfield with less than four minutes to go and Qua Searcy scored on a six-yard run with 30 seconds remaining (on a play that will go down in Tech lore as "The Leap") to seal the comeback victory.



## GEORGIA TECH HEAD COACHES

Geoff Collins is the 13th full-time head coach and the 20th head coach overall in Georgia Tech football history. Prior to 1904, when John Heisman became the school's first permanent head coach, the team was "coached" by professors, interested townspeople or one of the players. Professor Ernest E. West, a Naval College graduate, directed Tech's first football team in 1892. In 1893 and '94, the squad was coached by volunteers Frank O. Spain, a Mathematics professor, and Lt. Leonard Wood (who later became famous as the colonel in command of Roosevelt's Rough Riders and as Governor General of Cuba), then stationed at Ft. McPherson in Atlanta. The rules were rather lax in those days, so Spain and Wood also played on the team. The next volunteer coach of record was R.B. "Cow" Nalley in 1898, H.T. Collier in 1899-1900, Dr. Cyrus W. Strickler in 1901 and John McKee in 1902-03.

OVERALL								CONFERENCE		POSTSEASON		
W-L-T	PCT.	HOME	PCT.	AWAY	PCT	NEUT.	PCT.	W-L-T	PCT.	G	W-L-T	PCT.
Earnest E. West • 1892 (1 season)												
0-3	.000	0-2	.000	0-1	.000	0-0	.000					
F. O. Spain / Lt. L. Wood • 1893-94 (2 seasons)												
2-4-1	.357	1-4-1	.250	1-0	1.000	0-0	.000					
No Coach • 1896-97 (2 seasons)												
1-2-1	.375	0-0-1	.500	1-2	.333	0-0	.000					
R.B. "Cow" Nalley • 1898 (1 season)												
0-3	.000	0-0	.000	0-2	.000	0-1	.000					
H.T. Collier • 1899-1900 (2 seasons)												
0-9	.000	0-6	.000	0-3	.000	0-0	.000					
Dr. Cyrus Strickler • 1901 (1 season)												
4-0-1	.900	3-0	1.000	0-0-1	.500	1-0	1.000					
John McKee • 1902-03 (2 seasons)												
2-11-2	.200	1-9-1	.136	1-2-1	.375	0-0	.000					
John Heisman • 1904-19 (16 seasons)												
102-29-7	.764	88-24-7	.769	14-5	.737	0-0	.000					
William Alexander • 1920-44 (25 seasons)												
134-95-15	.580	114-48-10	.692	16-44-5	.277	4-3	.571	74-54-15	.569			
Bobby Dodd • 1945-66 (22 seasons)												
165-64-8	.713	105-29-5	.773	50-31-3	.613	10-4	.714	82-39-4	.674	13	9-4	.692
Bud Carson • 1967-71 (5 seasons)												
27-27	.500	21-13	.618	5-13	.278	1-1	.500			2	1-1	.500
Bill Fulcher • 1972-73 (2 seasons)												
12-10-1	.543	9-4-1	.679	1-6	.143	2-0	1.000			1	1-0	1.000
Pepper Rodgers • 1974-79 (6 seasons)												
34-31-2	.522	27-13-1	.671	7-17-1	.300	0-1	.000			1	0-1	.000
Bill Curry • 1980-86 (7 seasons)												
31-43-4	.423	19-21-2	.476	11-22-2	.343	1-0	1.000	13-8-1	.614	1	1-0	1.000
Bobby Ross • 1987-91 (5 seasons)												
31-26-1	.543	22-10	.688	7-15-1	.326	2-1	.667	15-18-1	.456	2	2-0	1.000
Bill Lewis • 1992-94 (3 seasons)												
11-19	.367	8-9	.471	3-10	.231	0-0	.000	7-15	.318	0	0-0	.000
George O'Leary* • 1994-2001 (7 seasons)												
52-33	.612	29-13	.690	20-18	.527	3-2	.600	36-24	.600	5	2-2	.500
Mac McWhorter^												
1-0	1.000										1-0	1.000
Chan Gailey • 2002-07 (6 seasons)												
44-32	.571	25-13	.658	17-15	.531	2-4	.333	28-20	.583	6	2-3	.400
Jon Tenuta^												
0-1	.000										0-1	.000
Paul Johnson • 2008-18 (11 seasons)												
82-60	.577	51-21	.708	27-30	.474	4-9	.308	51-37	.580	9	3-6	.333

\* O'Leary was named interim head coach on Nov. 7, 1994 with three games remaining in the season and was permanently named head coach on Nov. 28, 1994.


^ McWhorter was interim head coach for the 2001 Seattle Bowl; Tenuta was interim head coach for the 2007 Humanitarian Bowl.

## HALL OF FAME HEAD COACHES



### JOHN HEISMAN 1904-1919

- College Football Hall of Fame (inducted 1954)
- 102-27-7 in 16 seasons at Georgia Tech
- Georgia Tech's first full-time head coach
- The first paid coach in the country with a salary of \$2,250 plus 30 percent of the gate
- Led Georgia Tech to its first national title in 1917 with a 9-0 record
- Coached the most-lopsided game in history in Georgia Tech's 222-0 thrashing of Cumberland in 1916
- Served as director of athletics for the Downtown Athletic Club in New York from 1926-36



### WILLIAM ALEXANDER 1920-1944

- Member of College Football Hall of Fame (inducted 1951)
- Led Tech to 1928 national title, which was capped by a victory in the 1929 Rose Bowl
- Guided Tech to eight conference titles and coached eight all-America players
- 1942 National Coach of the Year (AFCA)
- Spent entire career at Georgia Tech, also serving as an assistant coach (1912-19) and A.D. (1920-50)



### BOBBY DODD 1945-1966

- Member of College Football Hall of Fame as a player (inducted in 1959) and as a coach (inducted in 1993)
- Guided Georgia Tech to a 31-game winning streak from 1951-53, including a 12-0 season and national title in 1952
- Posted a 9-4 record in bowl games, including eight-straight wins
- Enjoyed a 57-year career at Tech as assistant coach (1931-44), head coach, athletics director (1950-76) and alumni association consultant until his death at age 79 on June 21, 1988

## ASSISTANT COACHES

John Anselmo	1995-97	Defensive Backs	Bryan Cook	2013-16	Quarterbacks / B-Backs
Warner Alford	1968	Junior Varsity Team	Romeo Crennel	1980	Defensive Line
	1969-70	Defense	Danny Crossman	1999-00	Defensive Ends / Special Teams
Brian Baker	1987-94	Outside Linebackers		2001	Defensive Backs / Special Teams
	1995	Defensive Coordinator / Outside LBs	Gary Crowton	1994	Co-Offensive Coordinator / QBs
George Barclay	1967	Defense	Bill Crutchfield	1968-69	Offensive Coordinator
Marvin Bass	1960	Defensive Coordinator	Bob Cummings	1957-58	B-Team Coach
Maxie Baughan	1972	Defensive Coordinator	Bill Curry	1976	Offensive Line
	1973	Assistant Head Coach / Linebackers	Joe D'Alessandris	2002-07	Offensive Line
John Bell	1954-56	Freshman Coach	Arthur Davis	1961-62	Head Freshman Coach
	1959	Head Freshman Coach	Mike Dean	1980-82	Defensive Backs
	1960-65	Offense	<b>Kerry Dixon</b>	<b>2019-pres.</b>	<b>Wide Receivers</b>
Richard Bell	1964-67	Defense	Rex Dockery	1972	Offensive Line
Buddy Bennett	1973	Defensive Backs	Bobby Dodd	1931-44	Assistant Coach
Jess Berry	1960-67	B-Team Coach	Dan Dorazio	1982-83	Offensive Line
Dick Bestwick	1967	Offensive Coordinator / Offensive Line	Randy Edsall	1998	Defensive Coordinator / Def. Backs
	1968	Defensive Coordinator / Linebackers	Ray Ellis	1945	Line Coach
	1969-71	Asst. Head Coach / Freshman Coach		1946-49	Assistant Head Coach
	1972-73	Freshman / Junior Varsity Coach	Ed Emory	1978-79	Defensive Line
	1974-75	Offensive Line	Jon Fabris	1980	Assistant Defensive Coach
Ken Blair	1974-75	Defensive Coordinator	Dave Fagg	1974	Offensive Coordinator
	1976	Offensive Ends		1975	Assistant Defensive Coach
	1977-79	Outside Linebackers		1976-78	Quarterbacks
	1980-81	Defensive Coordinator	Paul Ferraro	1999-2000	Defensive Backs
Brian Bohannon	2008-12	Quarterbacks / B-backs	Dub Fesperman	1966	Defense
John Bond	2007	Offensive Coordinator		1967	Defensive Coordinator
Bob Bossons	1951	Head Freshman Coach	Jack Fligg	1964-65	Head Freshman Coach
	1952-56	Head B-Team Coach		1984-86	Offensive Line / Tackles/Tight Ends
Dave Braine	1974-75	Assistant Defensive Coach	Bobby Franklin	1967	Freshman Coach
Chuck Bresnahan	1989-91	Inside Linebackers	Robbie Franklin	1973-75	Offensive Line
Franklin Brooks	1972	Assistant Defensive Coach	Ralph Friedgen	1987-91	Offensive Coordinator / Quarterbacks
	1973-74	Assistant Offensive Coach		1997-2000	Offensive Coordinator / Quarterbacks
	1975	Assistant Defensive Coach	Bill Fulcher	1963	Freshman Coach
	1976	Assistant Offensive Coach		1966	Defense
Frank Broyles	1951-56	Backfield Coach / Head Off. Coach		1967	Freshman Coach
Samuel Burke	1970	Freshman Coach		1969	Offense
Rusty Burns	1992-93	Quarterbacks	Marty Galbraith	1992-93	Tackles / Tight Ends
	1994	Wide Receivers	Buddy Geis	2003	Passing Game Coordinator / Receivers
<b>Nathan Burton</b>	<b>2019-pres.</b>	<b>Co-Defensive Coordinator / Safeties</b>		2004-07	Assistant Head Coach / Receivers
Craig Candeto	2017-18	Quarterbacks / B-Backs	Jerry Glanville	1968	Freshman Coach
Jim Carlen	1958-60	Freshman Coach		1969-74	Defense
	1961-65	Defense	Cary Godette	1992-93	Defensive Line
Chris Carpenter	1969-71	Offense	Billy Goodloe	1959-66	Assistant Coach
Bud Carson	1966	Defensive Coordinator	Ray Graves	1947-56	Head Line Coach
Bud Casey	1972-73	Receivers		1957-59	Assistant Head Coach
	1974	Defensive Coordinator	Al Groh	2010-12	Defensive Coordinator
	1975	Offensive Coordinator	Jack Griffin	1954-56	Offensive Ends
	1976-77	Running Backs		1957-66	Offensive Coordinator
Craig Cason	1994	Tight Ends / Special Teams		1967-71	Offensive Assistant / Asst. Head Coach
Mike Cassity	1992-93	Defensive Coordinator / Def. Backs	Johnny Griffith	1964-66	B-Team
Bob Casullo	1995-97	Running Backs / Special Teams	Al Guy	1976	Defensive Backs
	1998	Special Teams / Defensive Ends	John Guy	1981-82	Defensive Line
				1983-84	Outside Linebackers
Russell Charles	1975-76	Assistant Offensive Coach		1985-86	Defensive Ends
<b>Tashard Choice</b>	<b>2019-pres.</b>	<b>Running Backs / Offensive Recruiting Coordinator</b>	H.B. "Bo" Hagan	1951	Assistant Freshman Coach
				1952-53	Head Freshman Coach
Andy Christoff	1986	Defensive Backs	Brick Haley	2002-03	Linebackers
Ron Cobb	1976-77	Defensive Line	Les Hanly	1978-79	Offensive Line
Arthur Coleman	1952-60	Defensive Ends / Outside Linebackers	Tim Harkness	1983	Tight Ends/Receivers
<b>Marco Coleman</b>	<b>2019-pres.</b>	<b>Defensive Ends / Outside Linebackers</b>	Mark Hendrickson	1985-86	Receivers / Junior Varsity Coach
				1987-91	Tight Ends / Special Teams
<b>Geoff Collins</b>	<b>2001</b>	<b>Tight Ends</b>	Jim Higdon	1974	Assistant
Keith Colson	1983	Wide Receivers	Stan Hixon	1995-99	Wide Receivers
	1984-85	Defensive Backs	Jeff Hollis	1982	Offensive Line
	1986	Rovers & Bandits	Jeep Hunter	2006-07	Tight Ends



Mark Hunter	1980-81	Offensive Line
Willie Hunter	1977	Offensive Line
Dave Huxtable	1992-95	Inside Linebackers
	1996-97	Defensive Coordinator / ILBs
Richard Inman	1957-58	B-Team Coach
	1959-65	Defense
Brian Jean-Mary	2004-09	Linebackers
Richard Jones	1948	Head Freshman Coach
	1950-51	Assistant Line Coach
Bill Jordan	1950	End Coach
Dwight Keith	1942	Freshman Coach
	1945-50	Backfield
	1951	B-Team Coach
David Kelly	2000-01	Wide Receivers
Charles Kelly	2006	Wide Receivers
	2007	Special Teams
	2008-09	Cornerbacks
	2010-12	Defensive Backs
<b>Brent Key</b>	<b>2019-pres.</b>	<b>Asst. Head Coach / Run Game Coordinator / Offensive Line</b>
<b>Larry Knight</b>	<b>2019-pres.</b>	<b>Defensive Line / Defensive Recruiting Coordinator</b>
James Landrum	1956-67	Recruiting
Rick Lantz	1982-83	Defensive Coordinator
Al Lavan	1977	Receivers
	1978	Running Backs
Lamar Leachman	1968	Offense
	1969-70	Defense
	1971	Defensive Coordinator
Bill Lewis	1971-72	Defensive Backs
Don Lindsey	1984-86	Defensive Coord. / Asst. Head Coach
Jim Luck	1955-73	Assistant B-Team Coach
Sam Lyle	1951-53	Assistant Coach
George Manning	1947	Assistant B-Team Coach
	1948	Line
Doug Marrone	1995	Football Operations
	1996	Tight Ends
	1997-99	Offensive Line
Roy McArthur	1934-41	B-Team Coach
	1947-50	B-Team Coach
Peter McCarty	2001	Defensive Tackles
Andy McCollum	2010-12	Defensive Line / Recruiting Coordinator
	2013-15	Inside Linebackers / Recruiting Coord.
	2016-17	Safeties / Recruiting Coordinator
	2018	Inside Linebackers
Jeff McLean	1980-81	Running Backs
Bill McCullough	1975-79	Strength Coach
John McKenna	1966	Freshman Coach
Mac McWhorter	1980	Wide Receivers
	1981-84	Offensive Line
	1985-86	Assistant Head Coach / Operations
	2000	Offensive Line
	2001	Offensive Line / Assistant Head Coach
	2001	Interim Head Coach
Bob Miller	1941	Assistant B-Team Coach
	1942-45	Line
	1946-55	Assistant B-Team Coach
John Misciagna	1989	Tight Ends
Curtis Modkins	2002	Defensive Backs
	2003-07	Running Backs
Jeff Monken	2008-09	A-Backs / Special Teams
Tom Moore	1970-71	Offense
Larry New	1983-86	Defensive Line
	1995-97	Defensive Line / Assistant Head Coach

Patrick Nix	2002	Running Backs / Recruiting Coordinator
	2003	Running Game Coordinator / QBs
	2004-06	Offensive Coordinator / Quarterbacks
Greg Nord	1992-94	Running Backs
Bill O'Brien	1998	Running Backs
	1999-2000	Running Backs / Recruiting Coordinator
	2001-02	Offensive Coordinator
George O'Leary	1987-91, '94	Defensive Coordinator / Defensive Line
Steve Ortmayer	1974	Offense
Lamar Owens	2010-15	A-Backs
	2016-18	A-Backs / Special Teams Coordinator
Bill Pace	1973	Offensive Coordinator
Dwain Painter	1982-86	Offensive Coordinator
<b>Dave Patenaude</b>	<b>2019-pres.</b>	<b>Offensive Coordinator / Quarterbacks</b>
Mike Pelton	2013-17	Defensive Line
Joe Pittard	1943-70	Assistant B-Team / Freshman Coach
Joe Popp	N/A	
Al "Buzz" Preston	2008-18	Wide Receivers
<b>Jeff Popovich</b>	<b>2019-pres.</b>	<b>Cornerbacks / Defensive Special Teams Coordinator</b>
Chuck Priefer	1987-91	Defensive Backs
Tommy Raye	2002	Special Teams
Floyd Reese	1974	Defense
Jerome Riase	2018	Defensive Line
Charlie Rizzo	1987-88	Inside Linebackers
Jimmy Robinson	1987-89	Wide Receivers
Tommie Robinson	2002	Wide Receivers
	2003-05	Tight Ends
Ted Roof	1998	Linebackers
	1999-2001	Defensive Coordinator / Linebackers
	2013-15	Def. Coordinator / Outside Linebackers
	2016-17	Defensive Coordinator / Linebackers
Brad Roper	1980-81	Tight Ends
Ray Rychleski	2014-15	Special Teams Coord. / Co-Off. Line
Bob Sanders	1978	Defensive Line
Rip Scherer	1980	Quarterbacks
	1981	Offensive Coordinator
	1982-83	Running Backs
	1984	Assistant Head Coach -- Operations
	1986	Assistant Head Coach -- Offense
Mike Sewak	2008-11	Co-Offensive Line
	2012-18	Offensive Line
Steve Shankweiler	1992-94	Offensive Coordinator / OL
Steve Sloan	1972	Offensive Coordinator
Danny Smith	1987-91	Running Backs
	1992-93	Assistant Head Coach / Wide Receivers
	1994	Assistant Head Coach / Defensive
Backs		
Giff Smith	2004-05	Defensive Line
	2006-09	Defensive Line / Recruiting Coordinator
Rick Smith	1977	JV Coach / Assistant Defensive Coach
	1982-85	Defensive Backs
Joe Speed	2010-12	Inside Linebackers
	2013-15	Defensive Backs
	2016-18	Cornerbacks
Glenn Spencer	2001	Running Backs
	2002-03	Defensive Line
Todd Spencer	2008-11	Co-Offensive Line
Steve Spurrier	1979	Quarterbacks
Dave Sollazzo	1999-2000	Defensive Line
Terry Strock	1990-91	Wide Receivers
Eric Taggart	1976	JV Coach

## ASSISTANT COACHES

Charlie Tate	1957-58	Freshman Coach
	1959-60	Offense
	1961-63	Defensive Coordinator
Jon Tenuta	2002	Defensive Coordinator
	2003-05	Defensive Coordinator / Def. Backs
	2006-07	Associate Head Coach /
		Defensive Coordinator / Def. Backs
Bob Thalman	1967-68	Defense
<b>Andrew Thacker 2019-pres. Defensive Coordinator / Linebackers</b>		
Lance Thompson	1995	Tight Ends / Recruiting Coordinator
	1996-97	Defensive Ends / Recruiting Coordinator
	1998	Defensive Line / Recruiting Coordinator
	2001	Defensive Ends / Recruiting Coordinator
Larry Travis	1977	Offensive Line
	1978-80	Offensive Coordinator / Offensive Line
Terry Tuley	1978-79	Receivers
	1980	Running Backs
	1981	Receivers
A.G. "Whitey" Urban	1951-59	Offensive Line
Norm Van Brocklin	1979	Running Backs
Dave Walkosky	2012-13	Special Teams Coordinator
Pat Watson	1987-91	Offensive Line
	1995-96	Offensive Coordinator / Offensive Line
Ron West	2016-18	Co-Offensive Line
Jack Westbrook	1977	Defensive Backs
	1978-79	Defensive Coordinator / Def. Backs
<b>Chris Wiesehan 2019-pres. Tight Ends / Offensive Special Teams Coordinator</b>		
Eric Wilcox	1970	Freshman Coach
Bob Williams	1972-73	Defensive Line
Jack Williams	1972-73	Running Backs
Billy Williamson	1968-71	Defense
Barry Wilson	1977-82	Inside Linebackers
David Wilson	2002	Football Operations
	2003-05	Special Teams / Recruiting Coordinator
Eddie Wilson	1995-96	Quarterbacks
	1997-2000	Tight Ends
Chip Wisdom	1985-86	Running Backs
Carl Wise	1957-58	Offensive Backfield
Dave Wommack	2008-09	Defensive Coordinator
Shiel Wood	2018	Safeties Coach
Lewis Woodruff	1947-50	Freshman Coach
	1951-60	Defensive Backfield
	1961-67	Offensive Backfield
Nate Woody	2018	Defensive Coordinator



YEAR	COACH	CONFERENCE	OVERALL RECORD				CONFERENCE RECORD			
			W-L	H	A	N	W-L	FINISH	H	A
1892	Earnest E. West	No Affiliation	0-3	0-2	0-1	0-0				
1893	F.O. Spain / Lt. L. Wood	No Affiliation	2-1-1	1-1-1	1-0	0-0				
1894	F.O. Spain / Lt. L. Wood	No Affiliation	0-3	0-3	0-0	0-0				
1895	No Team									
1896	No Coach	No Affiliation	1-1-0	0-0-1	1-1	0-0				
1897	No Coach	No Affiliation	0-1	0-0	0-1	0-0				
1898	R.B. "Cow" Nalley	No Affiliation	0-3	0-0	0-2	0-1				
1899	H.T. Collier	No Affiliation	0-5	0-2	0-3	0-0				
1900	H.T. Collier	No Affiliation	0-4	0-4	0-0	0-0				
1901	Dr. Cyrus Strickler	No Affiliation	4-0-1	3-0	0-0-1	1-0				
1902	John McKee	No Affiliation	0-6-2	0-5-1	0-1-1	0-0				
1903	John McKee	No Affiliation	2-5	1-4	1-1	0-0				
1904	John Heisman	No Affiliation	8-1-1	8-0-1	0-1	0-0				
1905	John Heisman	No Affiliation	6-0-1	6-0-1	0-0	0-0				
1906	John Heisman	No Affiliation	5-3-1	5-3-1	0-0	0-0				
1907	John Heisman	No Affiliation	4-4	4-3	0-1	0-0				
1908	John Heisman	No Affiliation	6-3	5-3	1-0	0-0				
1909	John Heisman	No Affiliation	7-2	5-2	2-0	0-0				
1910	John Heisman	No Affiliation	5-3	4-3	1-0	0-0				
1911	John Heisman	No Affiliation	6-2-1	5-2-1	1-0	0-0				
1912	John Heisman	No Affiliation	5-3-1	2-3-1	3-0	0-0				
1913	John Heisman	No Affiliation	7-2	4-2	3-0	0-0				
1914	John Heisman	No Affiliation	6-2	6-1	0-1	0-0				
1915	John Heisman	No Affiliation	7-0-1	6-0-1	1-0	0-0				
1916	John Heisman	SIAA	8-0-1	7-0-1	1-0	0-0				
1917	John Heisman	SIAA	9-0	8-0	1-0	0-0				
1918	John Heisman	SIAA	6-1	6-0	0-1	0-0				
1919	John Heisman	SIAA	7-3	7-2	0-1	0-0				
1920	William Alexander	SIAA	8-1	7-0	1-1	0-0				
1921	William Alexander	SIAA	8-1	8-0	0-0	0-1				
1922	William Alexander	Southern	7-2	7-1	0-1	0-0	4-0			
1923	William Alexander	Southern	3-2-4	3-0-4	0-2	0-0	1-0-4			
1924	William Alexander	Southern	5-3-1	5-2-1	0-1	0-0	3-2-1			
1925	William Alexander	Southern	6-2-1	4-2-1	1-0	1-0	4-1-1			
1926	William Alexander	Southern	4-5	4-4	0-1	0-0	4-3			
1927	William Alexander	Southern	8-1-1	8-0	0-1-1	0-0	7-0-1			
1928	William Alexander	Southern	10-0	7-0	2-0	1-0	7-0	1st		
1929	William Alexander	Southern	3-6	3-3	0-3	0-0	3-5			
1930	William Alexander	Southern	2-6-1	2-4	0-2-1	0-0	2-4-1			
1931	William Alexander	Southern	2-7-1	2-4	0-3-1	0-0	2-4-1			
1932	William Alexander	Southern	4-5-1	2-3-1	2-2	0-0	4-4-1			
1933	William Alexander	SEC	5-5	4-4	1-1	0-0	2-5	11th		
1934	William Alexander	SEC	1-9	1-4	0-5	0-0	0-6	11th		
1935	William Alexander	SEC	5-5	5-2	0-3	0-0	3-4	8th		
1936	William Alexander	SEC	5-5-1	5-3	0-2-1	0-0	3-3-1	t6th		
1937	William Alexander	SEC	6-3-1	4-2-1	2-1	0-0	3-2-1	6th		
1938	William Alexander	SEC	3-4-3	3-1-2	0-3-1	0-0	2-1-3	5th		
1939	William Alexander	SEC	8-2	5-1	2-1	1-0	6-0	t1st		
1940	William Alexander	SEC	3-7	3-3	0-4	0-0	1-5	12th		
1941	William Alexander	SEC	3-6	3-3	0-3	0-0	2-4	9th		
1942	William Alexander	SEC	9-2	6-0	3-1	0-1	4-1	t2nd		
1943	William Alexander	SEC	8-3	6-1	1-2	1-0	3-0	1st		
1944	William Alexander	SEC	8-3	7-1	1-1	0-1	4-0	1st		
1945	Bobby Dodd	SEC	4-6	2-5	2-1	0-0	2-2	t5th		
1946	Bobby Dodd	SEC	9-2	6-0	2-2	1-0	4-2	4th		
1947	Bobby Dodd	SEC	10-1	7-0	2-1	1-0	4-1	2nd		
1948	Bobby Dodd	SEC	7-3	5-2	2-1	0-0	4-3	5th		
1949	Bobby Dodd	SEC	7-3	6-1	1-2	0-0	5-2	4th		
1950	Bobby Dodd	SEC	5-6	3-4	2-2	0-0	4-2	5th		

BOWL / CONFERENCE TITLE / NATIONAL TITLE	
YEAR	
1892	
1893	
1894	
1895	
1896	
1897	
1898	
1899	
1900	
1901	
1902	
1903	
1904	
1905	
1906	
1907	
1908	
1909	
1910	
1911	
1912	
1913	
1914	
1915	
1916	SIAA Champion
1917	SIAA Champion I National Champion
1918	SIAA Co-Champion
1919	
1920	SIAA Co-Champion
1921	SIAA Co-Champion
1922	Southern Co-Champion
1923	
1924	
1925	
1926	
1927	Southern Co-Champion
1928	Southern Champion I Rose Bowl I National Co-Champion
1929	
1930	
1931	
1932	
1933	
1934	
1935	
1936	
1937	
1938	
1939	SEC Co-Champion I Orange Bowl
1940	
1941	
1942	Cotton Bowl
1943	SEC Champion I Sugar Bowl
1944	SEC Champion I Orange Bowl
1945	
1946	Oil Bowl
1947	Orange Bowl
1948	
1949	
1950	



YEAR	COACH	CONFERENCE	OVERALL RECORD				CONFERENCE RECORD			
			W-L	H	A	N	W-L	FINISH	H	A
1951	Bobby Dodd	SEC	11-0-1	6-0-1	4-0	1-0	7-0	1st		
1952	Bobby Dodd	SEC	12-0	8-0	3-0	1-0	6-0	1st		
1953	Bobby Dodd	SEC	9-2-1	6-0	2-2-1	1-0	4-1-1	2nd		
1954	Bobby Dodd	SEC	8-3	5-2	2-1	1-0	6-2	2nd		
1955	Bobby Dodd	SEC	9-1-1	5-1	3-0-1	1-0	4-1-1	3rd		
1956	Bobby Dodd	SEC	10-1	4-1	5-0	1-0	7-1	2nd		
1957	Bobby Dodd	SEC	4-4-2	2-2-2	2-2	0-0	3-4-1	8th		
1958	Bobby Dodd	SEC	5-4-1	4-1-1	1-3	0-0	2-3-1	t8th		
1959	Bobby Dodd	SEC	6-5	2-3	4-1	0-1	3-3	7th		
1960	Bobby Dodd	SEC	5-5	4-1	1-4	0-0	4-4	7th		
1961	Bobby Dodd	SEC	7-4	5-0	2-3	0-1	4-3	t4th		
1962	Bobby Dodd	SEC	7-3-1	4-1-1	3-1	0-1	5-2	4th		
1963	Bobby Dodd	SEC	7-3	5-1	2-2	0-0	4-3	6th		
1964	Bobby Dodd	Independent	7-3	4-2	2-1	1-0				
1965	Bobby Dodd	Independent	7-3-1	5-2	1-1-1	1-0				
1966	Bobby Dodd	Independent	9-2	7-0	2-1	0-1				
1967	Bud Carson	Independent	4-6	3-3	1-3	0-0				
1968	Bud Carson	Independent	4-6	3-3	1-3	0-0				
1969	Bud Carson	Independent	4-6	4-3	0-3	0-0				
1970	Bud Carson	Independent	9-3	6-1	2-2	1-0				
1971	Bud Carson	Independent	6-6	5-3	1-2	0-1				
1972	Bill Fulcher	Independent	7-4-1	5-1-1	1-3	1-0				
1973	Bill Fulcher	Independent	5-6	4-3	0-3	1-0				
1974	Pepper Rodgers	Independent	6-5	5-2	1-3	0-0				
1975	Pepper Rodgers	Independent	7-4	6-2	1-2	0-0				
1976	Pepper Rodgers	Independent	4-6-1	3-3-1	1-3	0-0				
1977	Pepper Rodgers	Independent	6-5	4-2	2-3	0-0				
1978	Pepper Rodgers	Independent	7-5	5-2	2-2	0-1				
1979	Pepper Rodgers	ACC#	4-6-1	4-2	0-4-1	0-0				
1980	Bill Curry	ACC#	1-9-1	1-4-1	0-5	0-0				
1981	Bill Curry	ACC#	1-10	0-6	1-4	0-0				
1982	Bill Curry	ACC#	6-5	3-2	3-3	0-0				
1983	Bill Curry	ACC#	3-8	2-4	1-4	0-0	3-2	3rd	2-1	1-1
1984	Bill Curry	ACC	6-4-1	4-2	2-2-1	0-0	2-2-1	5th	1-1	1-1-1
1985	Bill Curry	ACC	9-2-1	5-2	3-0-1	1-0	5-1	2nd	2-1	3-0
1986	Bill Curry	ACC	5-5-1	4-1-1	1-4	0-0	3-3	4th	2-1	1-2
1987	Bobby Ross	ACC	2-9	2-5	0-4	0-0	0-6	8th	0-3	0-3
1988	Bobby Ross	ACC	3-8	3-3	0-5	0-0	0-7	8th	0-3	0-4
1989	Bobby Ross	ACC	7-4	6-1	1-3	0-0	4-3	t4th	3-1	1-2
1990	Bobby Ross	ACC	11-0-1	6-0	4-0-1	1-0	6-0-1	1st	3-0	3-0-1
1991	Bobby Ross	ACC	8-5	5-1	2-3	1-1	5-2	t2nd	4-0	1-2
1992	Bill Lewis	ACC	5-6	4-2	1-4	0-0	4-4	t4th	3-2	1-2
1993	Bill Lewis	ACC	5-6	3-3	2-3	0-0	3-5	6th	1-2	2-3
1994 <sup>1</sup>	Bill Lewis	ACC	1-10	1-5	0-5	0-0	0-8	9th	0-4	0-4
1995	George O'Leary	ACC	6-5	4-2	2-3	0-0	5-3	4th	3-1	2-2
1996	George O'Leary	ACC	5-6	4-2	1-4	0-0	4-4	5th	3-1	1-3
1997	George O'Leary	ACC	7-5	3-2	3-3	1-0	5-3	t3rd	3-1	2-2
1998	George O'Leary	ACC	10-2	4-2	5-0	1-0	7-1	t1st	3-1	4-0
1999	George O'Leary	ACC	8-4	6-0	2-3	0-1	5-3	t2nd	4-0	1-3
2000	George O'Leary	ACC	9-3	5-1	4-1	0-1	6-2	t2nd	3-1	3-1
2001 <sup>2</sup>	George O'Leary	ACC	8-5	3-3	3-2	2-0	4-4	t4th	2-2	2-2
2002	Chan Gailey	ACC	7-6	4-2	3-3	0-1	4-4	5th	2-2	2-2
2003	Chan Gailey	ACC	7-6	4-2	2-4	1-0	4-4	4th	3-1	1-3
2004	Chan Gailey	ACC	7-5	3-3	3-2	1-0	4-4	t6th	1-3	3-1
2005	Chan Gailey	ACC	7-5	4-2	3-2	0-1	5-3	3rd, Coastal	3-1	2-2
2006	Chan Gailey	ACC	9-5	6-1	3-2	0-2	7-1	1st, Coastal	4-0	3-1
2007	Chan Gailey	ACC	7-6	4-3	3-2	0-1	4-4	3rd, Coastal	2-2	2-2
2008	Paul Johnson	ACC	9-4	6-1	3-2	0-2	5-3	t1st, Coastal	3-1	2-2
2009	Paul Johnson	ACC	10-3%	5-1	5-1	0-1	7-1	t1st, Coastal	4-0	3-1



YEAR	BOWL / CONFERENCE TITLE / NATIONAL TITLE
1951	SEC Champion   Orange Bowl
1952	SEC Champion   Sugar Bowl   National Co-Champion
1953	Sugar Bowl
1954	Cotton Bowl
1955	Sugar Bowl
1956	Gator Bowl
1957	
1958	
1959	Gator Bowl
1960	
1961	Gator Bowl
1962	Bluebonnet Bowl
1963	
1964	
1965	Gator Bowl
1966	Orange Bowl
1967	
1968	
1969	
1970	Sun Bowl
1971	Peach Bowl
1972	Liberty Bowl
1973	
1974	
1975	
1976	
1977	
1978	Peach Bowl
1979	
1980	
1981	
1982	
1983	
1984	
1985	All-American Bowl
1986	
1987	
1988	
1989	
1990	ACC Champion   Citrus Bowl   National Champion
1991	Aloha Bowl
1992	
1993	
1994	
1995	
1996	
1997	Carquest Bowl
1998	ACC Co-Champion   Gator Bowl
1999	Gator Bowl
2000	Peach Bowl
2001	Seattle Bowl
2002	Silicon Valley Classic
2003	Humanitarian Bowl
2004	Champs Sports Bowl
2005	Emerald Bowl
2006	ACC Coastal Division Champion   Gator Bowl
2007 <sup>3</sup>	Humanitarian Bowl
2008	Humanitarian Bowl
2009	ACC Coastal Division Champion   Orange Bowl

YEAR	COACH	CONFERENCE	OVERALL RECORD				CONFERENCE RECORD			
			W-L	H	A	N	W-L	FINISH	H	A
2010	Paul Johnson	ACC	6-7	4-2	2-4	0-1	4-4	13rd, Coastal	2-2	2-2
2011	Paul Johnson	ACC	8-5	5-2	3-2	0-1	5-3	12nd, Coastal	3-1	2-2
2012	Paul Johnson	ACC	7-7	4-3	2-3	1-1	5-3	11st, Coastal	3-1	2-2
2013	Paul Johnson	ACC	7-6	5-2	2-3	0-1	5-3	12nd, Coastal	3-1	2-2
2014	Paul Johnson	ACC	11-3	5-1	5-1	1-1	6-2	1st, Coastal	3-1	3-1
2015	Paul Johnson	ACC	3-9	3-4	0-5	0-0	1-7	7th, Coastal	1-3	0-4
2016	Paul Johnson	ACC	9-4	5-2	2-2	2-0	4-4	5th, Coastal	2-2	2-2
2017	Paul Johnson	ACC	5-6	5-1	0-4	0-1	4-4	3rd, Coastal	4-0	0-4
2018	Paul Johnson	ACC	7-6	4-2	3-3	0-1	5-3	2nd, Coastal	2-2	3-1

**NOTES**

# – Georgia Tech joined the ACC in 1979 and became eligible for ACC championship in 1983

% – Georgia Tech vacated win in 2009 ACC Championship Game due to NCAA sanctions

1 – George O'Leary served as interim head coach for final three games

2 – Mac McWhorter served as interim head coach for the Seattle Bowl

3 – Jon Tenuta served as interim head coach for the Humanitarian Bowl

OVERALL RECORD									
YEARS	G	W-L-T	PCT	H	PCT	A	PCT	N	PCT
1892-1899	22	3-17-2	.182	1-8-2	.182	2-8	.200	0-1	.000
1900-1909	76	42-28-6	.592	37-24-4	.600	4-4-2	.500	1-0	1.000
1910-1919	86	66-16-4	.761	55-13-4	.792	11-3	.786	0-0	.000
1920-1929	92	62-23-7	.712	56-12-6	.797	4-10-1	.300	2-1	.667
1930-1939	100	41-51-8	.450	33-28-4	.538	7-23-4	.265	1-0	1.000
1940-1949	104	68-36	.654	51-16	.761	14-18	.438	3-2	.600
1950-1959	111	79-26-6	.739	45-14-4	.746	28-11-2	.707	6-6	.857
1960-1969	104	61-41-2	.596	44-16-1	.729	15-22-1	.408	2-3	.400
1970-1979	114	61-50-3	.548	47-21-2	.686	11-27-1	.295	3-2	.600
1980-1989	111	43-64-4	.405	30-30-2	.500	12-34-2	.271	1-0	1.000
1990-1999	116	66-49-1	.573	40-19	.678	22-28-1	.441	4-2	.667
2000-2009	128	80-48	.625	44-19	.698	32-21	.604	4-8	.333
2010-present	116	63-53	.543	40-19	.678	19-27	.413	4-7	.364

BOWL / CONFERENCE TITLE / NATIONAL TITLE	
YEAR	
2010	Independence Bowl
2011	Sun Bowl
2012	ACC Coastal Division Champion I Sun Bowl
2013	Music City Bowl
2014	ACC Coastal Division Champion I Orange Bowl
2015	
2016	TaxSlayer Bowl Champion
2017	
2018	Quick Lane Bowl

YEARS	CONFERENCE RECORD							BOWL RECORD		
	G	W-L	PCT	H	PCT	A	PCT	G	W-L	PCT
1892-1899										
1900-1909										
1910-1919										
1920-1929	51	33-11-7	.716							
1930-1939	68	27-33-8	.456					1	1-0	1.000
1940-1949	53	33-20	.623					5	3-2	.600
1950-1959	67	46-17-4	.716					7	6-1	.857
1960-1969	29	17-12	.586					4	1-3	.250
1970-1979								4	2-2	.500
1980-1989	42	17-24-1	.417	10-11-0	.476	7-13-1	.357	1	1-0	1.000
1990-1999	78	44-33-1	.571	27-12-0	.692	17-21-1	.449	5	4-1	.800
2000-2009	80	50-30	.625	27-13	.675	23-17	.575	10	3-7	.300
2010-present	72	39-33	.542	23-13	.639	16-20	.444	7	3-4	.429



## 1892 (H: 0-2, A: 0-1) **0-3** 1900 (H: 0-4) **0-4**

**Coach:** Earnest E. West

DATE	OPPONENT	W/L	SCORE	REC
N 5	Mercer (Central Park)	L	6-12	0-1
N 19	Vanderbilt (Piedmont Park)	L	10-20	0-2
N 25	Auburn (Brisbane Park) (Fri)	L	0-26	0-3

## 1893 (H: 1-1-1, A: 1-0) **2-1-1**

**Coaches:** Frank O. Spain & Lt. Leonard Wood**Captain:** W.W. Hunter

DATE	OPPONENT	W/L	SCORE	REC
N 4	at Georgia	W	28-6	1-0-0
N 11	Mercer	W	10-6	2-0-0
N 30	St. Albans <sup>1</sup> (T)	L	0-6	2-1-0
D 7	Auburn (THU)	T	0-0	2-1-1

1 – Played at Piedmont Park

## 1894 (H: 0-3) **0-3**

**Coaches:** Frank O. Spain & Lt. Leonard Wood**Captain:** Thomas Rauol

DATE	OPPONENT	W/L	SCORE	REC
O 27	Savannah A.A.	L	0-8	0-1
N 17	Auburn <sup>1</sup>	L	0-94	0-2
N 29	Ft. McPherson <sup>1</sup> (T)	L	0-34	0-3

1 – Played at Athletic Park

## 1895

**NO TEAM**

## 1896 (H: 0-0-1, A: 1-1) **1-1-1**

**No Captain or Coach**

DATE	OPPONENT	W/L	SCORE	REC
O 31	at Mercer (Central Park)	W	6-4	1-0-0
N 7	at Auburn	L	0-45	1-1-0
N 21	Mercer (Brisbane Park)	T	12-12	1-1-1

## 1897 (H: 0-0, A: 0-1) **0-1**

**No Captain or Coach**

DATE	OPPONENT	W/L	SCORE	REC
O 23	at Georgia	L	0-28	0-1

## 1898 (H: 0-0, A: 0-2, N: 0-1) **0-3**

**Coach:** R.B. "Cow" Nalley**No Captain**

DATE	OPPONENT	W/L	SCORE	REC
N 5	at Auburn	L	6-29	0-1
N 24	vs. Clemson <sup>1</sup> (T)	L	0-23	0-2
D 22	at Georgia (THU)	L	0-15	0-3

1 – Played in Augusta, Ga.

## 1899 (H: 0-2, A: 0-3) **0-5**

**Coach:** H.T. Collier**Captain:** Pete Wooley

DATE	OPPONENT	W/L	SCORE	REC
O 14	at Auburn	L	0-63	0-1
O 23	Sewanee (MON)	L	0-30	0-2
O 28	at Georgia	L	0-20	0-3
N 11	Nashville	L	0-15	0-4
N 30	at Clemson <sup>1</sup> (T)	L	5-41	0-5

1 – Played in Greenville, S.C.

**Coach:** H.T. Collier**Captain:** W.J. Holman

DATE	OPPONENT	W/L	SCORE	REC
O 13	Georgia	L	0-12	0-1
O 20	Nashville	L	0-23	0-2
O 29	Sewanee (MON)	L	0-34	0-3
D 7	Davidson (Fri)	L	6-38	0-4

Home games played at Piedmont Park

## 1901 (H: 3-0, A: 0-0-1, N: 1-0) **4-0-1**

**Coach:** Dr. Cyrus W. Strickler**Captain:** A.B. Holison

DATE	OPPONENT	W/L	SCORE	REC
O 12	Gordon	W	29-0	1-0-0
O 15	Furman (TUE)	W	17-0	2-0-0
O 18	vs. Wofford <sup>1</sup> (Fri)	W	33-0	3-0-0
O 26	at Furman	T	5-5	3-0-1
N 9	South Carolina	W	13-0	4-0-1

1 – Played in Augusta, Ga.

Home games played at Piedmont Park

## 1902 (H: 0-5-1, A: 0-1-1) **0-6-2**

**Coach:** John McKee**Captain:** Bully Young

DATE	OPPONENT	W/L	SCORE	REC
O 11	Auburn	L	6-18	0-1-0
O 18	Clemson	L	5-44	0-2-0
O 25	Georgia	T	0-0	0-2-1
N 1	at Furman	T	0-0	0-2-2
N 8	St. Albans	L	0-17	0-3-2
N 13	Davidson (THU)	L	6-7	0-4-2
N 22	Tennessee	L	6-10	0-5-2
N 27	at Alabama <sup>1</sup> (T)	L	0-26	0-6-2

1 – Played at Birmingham, Ala.

Home games played at Brisbane Park

## 1903 (H: 1-4, A: 1-1) **2-5**

**Coach:** John McKee**Captain:** Jesse Thrash

DATE	OPPONENT	W/L	SCORE	REC
O 17	Clemson	L	0-73	0-1
O 24	Georgia	L	0-38	0-2
O 31	at Samford	W	37-0	1-2
N 7	Florida State	W	17-0	2-2
N 14	Auburn	L	5-10	2-3
N 21	at Tennessee	L	0-11	2-4
N 26	South Carolina (T)	L	0-16	2-5

Home games played at Piedmont Park



## JOHN HEISMAN

**Head Coach (1904-19)**

**16 seasons**

**Record:** 102-29-7 (.764)

■ From 1908-11, home games played at Ponce de Leon Park.

### 1908

(H: 5-3, A: 1-0) **6-3**

**Captain:** L.W. Robert

DATE	OPPONENT	W/L	SCORE	REC
O 3	Gordon	W	32-0	1-0
O 10	Mooney School (Tenn.)	W	30-0	2-0
O 17	Mississippi State	W	23-0	3-0
O 24	Alabama	W	11-6	4-0
O 31	Tennessee	L	5-6	4-1
N 7	Auburn	L	0-44	4-2
N 14	Sewanee	L	0-6	4-3
N 19	at Mercer	W	16-6	5-3
N 26	at Clemson (†)	W	30-6	6-3

### 1909

(H: 5-2, A: 2-0) **7-2**

**Captain:** John Davis

DATE	OPPONENT	W/L	SCORE	REC
O 2	Gordon	W	18-6	1-0
O 9	Mooney School (Tenn.)	W	35-6	2-0
O 16	South Carolina	W	59-0	3-0
O 23	Sewanee	L	0-15	3-1
O 30	at Tennessee	W	29-0	4-1
N 6	Auburn	L	0-8	4-2
N 13	at Mercer	W	35-0	5-2
N 20	Georgia	W	12-6	6-2
N 25	Clemson (†)	W	29-3	7-2

### 1910

(H: 4-3, A: 1-0) **5-3**

**Captain:** Dean Hill

DATE	OPPONENT	W/L	SCORE	REC
O 1	Gordon	W	57-0	1-0
O 8	Chattanooga	W	18-0	2-0
O 15	Mercer	W	46-0	3-0
O 22	at Alabama	W	36-0	4-0
N 5	Auburn	L	0-16	4-1
N 12	Vanderbilt	L	0-23	4-2
N 19	Georgia	L	6-11	4-3
N 24	Clemson (†)	W	34-0	5-3

### 1911

(H: 5-2-1, A: 1-0) **6-2-1**

**Captain:** H.W. Patterson

DATE	OPPONENT	W/L	SCORE	REC
S 30	11th Cavalry	W	22-5	1-0-0
O 7	at Samford	W	28-0	2-0-0
O 14	Tennessee	W	24-0	3-0-0
O 21	Mercer	W	17-0	4-0-0
O 29	Alabama	T	0-0	4-0-1
N 4	Auburn	L	6-11	4-1-1
N 11	Sewanee	W	23-0	5-1-1
N 18	Georgia	L	0-5	5-2-1
N 30	Clemson (†)	W	31-0	6-2-1

Home games played at The Flats

### 1904

(H: 8-0-1, A: 0-1) **8-1-1**

**Captain:** Barlen Moore

DATE	OPPONENT	W/L	SCORE	REC
O 1	Ft. McPherson	W	11-5	1-0-0
O 8	Florida State	W	35-0	2-0-0
O 15	Mooney School (Tenn.)	W	51-0	3-0-0
O 17	Florida (MON)	W	77-0	4-0-0
O 22	Tennessee	W	2-0	5-0-0
O 29	at Auburn	L	0-12	5-1-0
N 5	Clemson	T	11-11	5-1-1
N 12	Georgia	W	23-6	6-1-1
N 16	Tennessee Meds (WED)	W	59-0	7-1-1
N 24	Cumberland (†)	W	18-0	8-1-1

Home games played at Piedmont Park

### 1905

(H: 6-0-1) **6-0-1**

**Captain:** Louie Clark

DATE	OPPONENT	W/L	SCORE	REC
O 7	Dahlonaga	W	54-0	1-0-0
O 21	Alabama	W	12-5	2-0-0
O 28	Cumberland	W	18-0	3-0-0
N 4	Tennessee	W	45-0	4-0-0
N 11	Sewanee	T	18-18	4-0-1
N 18	Georgia	W	46-0	5-0-1
N 30	Clemson (†)	W	17-12	6-0-1

Home games played on campus at The Flats, future site of Grant Field

### 1906

(H: 5-3-1) **5-3-1**

**Captain:** E.C. Davies

DATE	OPPONENT	W/L	SCORE	REC
S 29	Maryville	T	6-6	0-0-1
O 6	Dahlonaga	W	11-0	1-0-1
O 13	Grant University (Tenn.)	W	18-0	2-0-1
O 20	Sewanee	L	0-16	2-1-1
O 27	Davidson	W	4-0	3-1-1
N 3	Auburn	W	11-0	4-1-1
N 10	Georgia	W	17-0	5-1-1
N 17	Vanderbilt	L	6-37	5-2-1
N 29	Clemson (†)	L	0-10	5-3-1

Home games played at The Flats

### 1907

(H: 4-3, A: 0-1) **4-4**

**Captain:** C.A. Sweet

DATE	OPPONENT	W/L	SCORE	REC
O 5	Gordon <sup>1</sup>	W	51-0	1-0
O 12	Dahlonaga <sup>1</sup>	W	70-0	2-0
O 19	Tennessee <sup>2</sup>	W	6-4	3-0
O 26	Auburn <sup>2</sup>	L	6-12	3-1
N 2	Georgia <sup>2</sup>	W	10-6	4-1
N 9	Sewanee <sup>2</sup>	L	0-18	4-2
N 16	at Vanderbilt	L	0-54	4-3
N 28	Clemson <sup>2</sup> (†)	L	5-6	4-4

1 – Played at The Flats

2 – Played at Ponce de Leon Park



## 1912

(H: 2-3-1, A: 3-0) **5-3-1****Captain:** Hugh Leuhrman

DATE	OPPONENT	W/L	SCORE	REC
S 28	11th Cavalry	T	0-0	0-0-1
O 5	at The Citadel	W	20-16	1-0-1
O 12	Alabama	W	20-3	2-0-1
O 19	at Florida <sup>1</sup>	W	14-7	3-0-1
O 26	at Mercer	W	16-6	4-0-1
N 2	Auburn	L	7-27	4-1-1
N 9	Sewanee	L	0-7	4-2-1
N 16	Georgia	L	0-20	4-3-1
N 28	Clemson (T)	W	23-0	5-3-1

1 – Played in Jacksonville, Fla.

■ Grant Field, with its first permanent seating, was built prior to the 1913 season. From this point, all home games were played at Grant Field unless noted.

## 1913

(H: 4-2, A: 3-0) **7-2****Captain:** Homer Cook

DATE	OPPONENT	W/L	SCORE	REC
S 27	Ft. McPherson	W	19-0	1-0
O 4	at The Citadel	W	47-0	2-0
O 11	at Chattanooga	W	71-6	3-0
O 18	Mercer	W	33-0	4-0
O 25	at Florida <sup>1</sup>	W	13-3	5-0
N 1	Sewanee	W	33-0	6-0
N 8	Auburn	L	0-20	6-1
N 15	Georgia	L	0-14	6-2
N 27	Clemson (T)	W	34-0	7-2

1 – Played in Jacksonville, Fla.

## 1914

(H: 6-1, A: 0-1) **6-2****Captain:** K.J. Fielder

DATE	OPPONENT	W/L	SCORE	REC
O 3	South Carolina	W	20-0	1-0
O 10	Mercer	W	105-0	2-0
O 17	at Alabama <sup>1</sup>	L	0-13	2-1
O 24	VMI	W	28-7	3-1
O 31	Sewanee	W	20-0	4-1
N 7	Auburn	L	0-14	4-2
N 14	Georgia	W	7-0	5-2
N 26	Clemson (T)	W	26-6	6-2

1 – Played in Birmingham, Ala.

## 1915

(H: 6-0-1, A: 1-0) **7-0-1****Captain:** D.E. Morrison

DATE	OPPONENT	W/L	SCORE	REC
O 2	Mercer	W	52-0	1-0-0
O 9	Davidson	W	27-7	2-0-0
O 16	Transylvania	W	67-0	3-0-0
O 23	at LSU <sup>1</sup>	W	36-7	4-0-0
O 30	North Carolina	W	23-3	5-0-0
N 6	Alabama	W	21-7	6-0-0
N 13	Georgia	T	0-0	6-0-1
N 25	Auburn (T)	W	7-0	7-0-1

1 – Played in New Orleans, La.

## SIAA

## 1916-21

## 1916

(H: 7-0-1, A: 1-0) **8-0-1**

## SIAA CHAMPIONS

**Captain:** J.T. Johnson

DATE	OPPONENT	W/L	SCORE	REC
S 30	Mercer	W	61-0	1-0
O 7	Cumberland	W	222-0	2-0
O 14	Davidson	W	9-0	3-0
O 21	North Carolina	W	10-6	4-0
O 28	Washington & Lee	T	7-7	4-0-1
N 4	Tulane	W	45-0	5-0-1
N 11	Alabama	W	13-0	6-0-1
N 18	at Georgia	W	21-0	7-0-1
N 30	Auburn (T)	W	33-7	8-0-1

## 1917

(H: 8-0, A: 1-0) **9-0**

## CO-NATIONAL CHAMPIONS, SIAA CHAMPIONS

**Captain:** W.G. Carpenter

DATE	OPPONENT	W/L	SCORE	REC
S 29	Furman (DH)	W	25-0	1-0
	Wake Forest (DH)	W	33-0	2-0
O 6	Pennsylvania	W	41-0	3-0
O 13	Davidson	W	32-10	4-0
O 20	Washington & Lee	W	63-0	5-0
N 3	Vanderbilt	W	83-0	6-0
N 10	at Tulane	W	48-0	7-0
N 17	Carlisle	W	98-0	8-0
N 29	Auburn (T)	W	68-7	9-0

## 1918

(H: 6-0, A: 0-1) **6-1**

## SIAA CHAMPIONS

**Captain:** W.R. Fincher

DATE	OPPONENT	W/L	SCORE	REC
O 5	Clemson	W	28-0	1-0
O 12	Furman	W	118-0	2-0
O 19	11th Cavalry	W	123-0	3-0
O 26	Camp Gordon	W	28-0	4-0
N 10	NC State	W	128-0	5-0
N 23	at Pittsburgh	L	0-32	5-1
N 28	Auburn (T)	W	41-0	6-1

## 1919

(H: 7-2, A: 0-1) **7-3****Captain:** G.M. Phillips

DATE	OPPONENT	W/L	SCORE	REC
S 20	5th Division	W	48-0	1-0
S 27	Furman	W	74-0	2-0
O 4	Wake Forest	W	14-0	3-0
O 11	Clemson	W	28-0	4-0
O 18	Vanderbilt	W	20-0	5-0
O 25	at Pittsburgh	L	6-16	5-1
N 1	Davidson	W	33-0	6-1
N 8	Washington & Lee	L	0-3	6-2
N 15	Georgetown	W	27-0	7-2
N 27	Auburn (T)	L	7-14	7-3



## WILLIAM ALEXANDER

**Head Coach (1920-44)**

**25 seasons**

**Record:** 134-95-15 (.580)

### 1920

(H: 7-0, A: 1-1) **8-1**

#### SIAA CO-CHAMPIONS

**Captain:** A.R. Flowers

DATE	OPPONENT	W/L	SCORE	REC
S 25	Wake Forest	W	44-0	1-0
O 2	Oglethorpe	W	55-0	2-0
O 9	Davidson	W	66-0	3-0
O 16	at Vanderbilt	W	44-0	4-0
O 23	at Pittsburgh	L	3-10	4-1
O 30	Centre	W	24-0	5-1
N 6	Clemson	W	7-0	6-1
N 13	Georgetown	W	35-6	7-1
N 25	Auburn (†)	W	34-0	8-1

### 1921

(H: 8-0, A: 0-0, N: 0-1) **8-1**

#### SIAA CO-CHAMPIONS

**Captain:** J.W. Harlan

DATE	OPPONENT	W/L	SCORE	REC
S 24	Wake Forest	W	42-0	1-0
O 1	Oglethorpe	W	41-0	2-0
O 8	Davidson	W	70-0	3-0
O 15	Furman	W	69-0	4-0
O 22	Rutgers	W	48-14	5-0
O 29	vs. Penn State <sup>1</sup>	L	7-28	5-1
N 5	Clemson	W	48-7	6-1
N 12	Georgetown	W	21-7	7-1
N 24	Auburn (†)	W	14-0	8-1

1 – Played in Polo Grounds, N.Y.

## SOUTHERN CONFERENCE 1922-32

### 1922

(H: 7-1, A: 0-1) **7-2, 4-0 (SC)**

#### SOUTHERN CONFERENCE CO-CHAMPIONS

**Captain:** Red Barron

DATE	OPPONENT	W/L	SCORE	REC
S 30	Oglethorpe	W	31-6	1-0
O 7	Davidson	W	19-0	2-0
O 14	Alabama	W	33-7	3-0
O 21	at Navy	L	0-13	3-1
O 28	Notre Dame	L	3-13	3-2
N 4	Clemson	W	21-7	4-2
N 11	Georgetown	W	19-7	5-2
N 18	NC State	W	17-0	6-2
N 30	Auburn (†)	W	14-6	7-2

### 1923

(H: 3-0-4, A: 0-2) **3-2-4, 1-0-4 (SC)**

**Captain:** J.F. McIntyre

DATE	OPPONENT	W/L	SCORE	REC
S 23	Oglethorpe	W	28-13	1-0-0
O 6	VMI	W	10-7	2-0-0
O 13	Florida	T	7-7	2-0-1
O 20	Georgetown	W	20-10	3-0-1
O 27	at Notre Dame	L	7-35	3-1-1
N 3	Alabama	T	0-0	3-1-2
N 10	at Penn State	L	0-7	3-2-2
N 17	Kentucky	T	3-3	3-2-3
N 29	Auburn (†)	T	0-0	3-2-4

### 1924

(H: 5-2-1, A: 0-1) **5-3-1, 3-2-1 (SC)**

**Captain:** George Gardner

DATE	OPPONENT	W/L	SCORE	REC
S 27	Oglethorpe	W	19-0	1-0-0
O 4	VMI	W	3-0	2-0-0
O 11	Florida	T	7-7	2-0-1
O 18	Penn State	W	15-13	3-0-1
O 25	Alabama	L	0-14	3-1-1
N 1	at Notre Dame	L	3-34	3-2-1
N 8	LSU	W	28-7	4-2-1
N 15	Vanderbilt	L	0-3	4-3-1
N 27	Auburn (†)	W	7-0	5-3-1

### 1925

(H: 4-2-1, A: 1-0, N: 1-0) **6-2-1, 4-1-1 (SC)**

**Captain:** S.D. Wycoff

DATE	OPPONENT	W/L	SCORE	REC
S 28	Oglethorpe	W	13-7	1-0
O 3	VMI	W	33-0	2-0
O 10	vs. Penn State <sup>1</sup>	W	16-7	3-0
O 17	Florida	W	23-7	4-0
O 24	Alabama	L	0-7	4-1
O 31	Notre Dame	L	0-13	4-2
N 7	at Vanderbilt	W	7-0	5-2
N 14	Georgia	W	3-0	6-2
N 26	Auburn (†)	T	7-7	6-2-1

1 – Played at Yankee Stadium

### 1926

(H: 4-4, A: 0-1) **4-5, 4-3 (SC)**

**Captain:** Owen Pool

DATE	OPPONENT	W/L	SCORE	REC
S 25	Oglethorpe	L	6-7	0-1
O 2	VMI	W	13-0	1-1
O 9	Tulane	W	9-6	2-1
O 16	Alabama	L	0-21	2-2
O 23	Washington & Lee	W	19-7	3-2
O 30	at Notre Dame	L	0-12	3-3
N 6	Vanderbilt	L	7-13	3-4
N 13	Georgia	L	13-14	3-5
N 25	Auburn (†)	W	20-7	4-5



**1927** (H: 8-0, A: 0-1-1) **8-1-1, 7-0-1 (SC)** **1931** (H: 2-4, A: 0-3-1) **2-7-1, 2-4-1 (SC)**

## SOUTHERN CONFERENCE CHAMPIONS

**Captain:** E.J. Crowley

DATE	OPPONENT	W/L	SCORE	REC
O 1	VMI	W	7-0	1-0
O 8	Tulane	W	13-6	2-0
O 15	Alabama	W	13-0	3-0
O 22	North Carolina	W	13-0	4-0
O 29	at Notre Dame	L	7-26	4-1
N 5	at Vanderbilt	T	0-0	4-1-1
N 12	LSU	W	23-0	5-1-1
N 19	Oglethorpe	W	19-7	6-1-1
N 24	Auburn (T)	W	18-0	7-1-1
D 3	Georgia	W	12-0	8-1-1

**Captain:** H.C. Neblett

DATE	OPPONENT	W/L	SCORE	REC
O 3	South Carolina	W	25-13	1-0
O 10	Carnegie Tech	L	0-13	1-1
O 17	Auburn	L	0-13	1-2
O 24	at Tulane	L	0-33	1-3
O 31	Vanderbilt	L	7-49	1-4
N 7	at North Carolina	T	19-19	1-4-1
N 14	at Penn	L	12-13	1-5-1
N 21	Florida	W	23-0	2-5-1
N 28	Georgia	L	6-35	2-6-1
D 26	California	L	6-21	2-7-1

**1928** (H: 7-0, A: 2-0, N: 1-0) **10-0, 7-0 (SC)** **1932** (H: 2-3-1, A: 2-2) **4-5-1, 4-4-1 (SC)**

## CO-NATIONAL CHAMPIONS, SOUTHERN CHAMPIONS

**Captain:** H.R. Pund

DATE	OPPONENT	W/L	SCORE	REC
O 6	VMI	W	13-0	1-0
O 13	at Tulane	W	12-0	2-0
O 20	North Carolina	W	13-0	3-0
O 27	at North Carolina	W	20-7	4-0
N 3	Oglethorpe	W	32-7	5-0
N 10	Vanderbilt	W	19-7	6-0
N 17	Alabama	W	33-13	7-0
N 29	Auburn (T)	W	51-0	8-0
D 8	Georgia	W	20-6	9-0

**Captain:** H.C. Neblett

DATE	OPPONENT	W/L	SCORE	REC
O 1	Clemson	W	32-14	1-0
O 8	Kentucky	L	6-12	1-1
O 15	Auburn	L	0-6	1-2
O 22	at North Carolina	W	43-14	2-2
O 29	at Vanderbilt	L	0-12	2-3
N 5	Tulane	L	14-20	2-4
N 12	Alabama	W	6-0	3-4
N 19	at Florida	W	6-0	4-4
N 26	Georgia	T	0-0	4-4-1
D 17	at California	L	7-27	4-5-1

## ROSE BOWL (Pasadena, Calif.)

J 1	vs. California	W	8-7	10-0
-----	----------------	---	-----	------

**1929** (H: 3-3, A: 0-3) **3-6, 3-5 (SC)** **1933** (H: 4-4, A: 1-1) **5-5, 2-5 (SEC)**

**Captain:** Harold Rusk

DATE	OPPONENT	W/L	SCORE	REC
O 5	Mississippi A&M	W	27-13	1-0
O 12	North Carolina	L	7-18	0-1
O 19	Florida	W	19-6	2-1
O 26	at Tulane	L	14-20	2-2
N 2	Notre Dame	L	6-26	2-3
N 9	at Vanderbilt	L	7-23	2-4
N 16	Alabama	L	0-14	2-5
N 28	Auburn (T)	W	19-6	3-5
D 7	at Georgia	L	6-12	3-6

**Captains:** E.E. Laws, R.H. Tharpe

DATE	OPPONENT	W/L	SCORE	REC
S 30	Clemson	W	39-2	1-0
O 7	at Kentucky	L	6-7	1-1
O 14	Auburn	W	16-6	2-1
O 21	Tulane	L	0-7	2-2
O 28	at North Carolina	W	10-6	3-2
N 4	Vanderbilt	L	6-9	3-3
N 11	Florida	W	19-7	4-3
N 18	Alabama	L	9-12	4-4
N 25	Georgia	L	6-7	4-5
D 2	Duke	W	6-0	5-5

**1930** (H: 2-4, A: 0-2-1) **2-6-1, 2-4-1 (SC)** **1934** (H: 1-4, A: 0-5) **1-9, 0-6 (SEC)**

**Captain:** Earl Dunlap

DATE	OPPONENT	W/L	SCORE	REC
O 4	South Carolina	W	45-0	1-0
O 11	at Carnegie Tech	L	0-31	1-1
O 18	Auburn	W	14-12	2-1
O 25	Tulane	L	0-28	2-2
N 1	at North Carolina	T	6-6	2-2-1
N 8	Vanderbilt	L	0-6	2-3-1
N 15	at Penn	L	7-34	2-4-1
N 27	Florida (T)	L	7-55	2-5-1
D 6	Georgia	L	0-13	2-6-1

**Captain:** Jack Phillips

DATE	OPPONENT	W/L	SCORE	REC
S 29	Clemson	W	12-7	1-0
O 6	Vanderbilt	L	12-27	1-1
O 13	at Duke	L	0-20	1-2
O 20	at Michigan	L	2-9	1-3
O 27	at Tulane	L	12-20	1-4
N 3	North Carolina	L	0-26	1-5
N 10	Auburn	L	6-18	1-6
N 17	Alabama	L	0-40	1-7
N 24	at Florida	L	12-13	1-8
D 1	at Georgia	L	0-7	1-9



**1935**(H: 5-2, A: 0-3) **5-5, 3-4** (SEC)**Captain:** R.W. Eubanks

DATE	GT	OPP	W/L	SCORE	REC
S 28		Presbyterian	W	33-0	1-0
O 5		Sewanee	W	32-0	2-0
O 12		at Kentucky	L	6-25	2-1
O 19		Duke	W	6-0	3-1
O 26		at North Carolina	L	0-19	3-2
N 2		Vanderbilt	L	13-14	3-3
N 9		Auburn	L	7-33	3-4
N 16		at Alabama	L	7-38	3-5
N 23		Florida	W	39-6	4-5
N 30		Georgia	W	19-7	5-5

■ The Associated Press began its college football poll in 1936. The numbers indicate Georgia Tech's and the opponent's rank at the time of the game.

**1939**(H: 5-1, A: 2-1, N: 1-0) **8-2, 6-0** (SEC)**SEC CO-CHAMPIONS****Captain:** R.W. Murphy

DATE	GT	OPP	W/L	SCORE	REC
O 7		at Notre Dame	L	14-17	0-1
O 14		Samford	W	35-0	1-1
O 21		Vanderbilt	W	14-6	2-1
O 28		Auburn	W	7-6	3-1
N 4		Duke	L	6-7	3-2
N 11		Kentucky	W	13-6	4-2
N 18		at Alabama	W	6-0	5-2
N 25		at Florida	W	21-7	6-2
D 2		Georgia	W	13-0	7-2

**ORANGE BOWL** (Miami, Fla.)

J 1	16	6	vs. Missouri	W	21-7	8-2
-----	----	---	--------------	---	------	-----

**FINAL RANKING:** 16 (AP)

\*Ranking in first poll released Oct. 16

**1936**(H: 5-3, A: 0-2-1) **5-5-1, 3-3-1** (SEC)**Captain:** J.W. FitzSimmons

DATE	GT	OPP	W/L	SCORE	REC
S 26		Presbyterian#	W	55-0	1-0
O 3		Sewanee	W	58-0	2-0
O 10		Kentucky	W	34-0	3-0
O 17		at Duke	L	6-19	3-1
O 24		at Vanderbilt	T	0-0	3-1-1
O 31		Clemson	L	13-14	3-2-1
N 7		Auburn	L	12-13	3-3-1
N 14		Alabama	L	16-20	3-4-1
N 21		Florida	W	38-14	4-4-1
N 28		at Georgia	L	6-16	4-5-1
D 26		California	W	13-7	5-5-1

# -- first night game in Georgia Tech history

**1940**(H: 3-3, A: 0-4) **3-7, 1-5** (SEC)**Captain:** N.M. Cavette

DATE	GT	OPP	W/L	SCORE	REC
O 5		Samford	W	27-0	1-0
O 12		at Notre Dame	L	20-26	1-1
O 19		at Vanderbilt	W	19-0	2-1
O 26		at Auburn	L	7-16	2-2
N 2		at Duke	L	7-41	2-3
N 9		at Kentucky	L	7-26	2-4
N 16		at Alabama	L	13-14	2-5
N 23		at Florida	L	7-16	2-6
N 30		at Georgia	L	19-21	2-7
D 28		California	W	13-0	3-7

\*Ranking in first poll released Oct. 15

**1941**(H: 3-3, A: 0-3) **3-6, 2-4** (SEC)**Captain:** C.R. Sanders

DATE	GT	OPP	W/L	SCORE	REC
O 4		Chattanooga	W	20-0	1-0
O 11		Notre Dame	L	0-20	1-1
O 18		at Vanderbilt	L	7-14	1-2
O 25		Auburn	W	28-14	2-2
N 1		Duke	L	0-14	2-3
N 8		Kentucky	W	20-13	3-3
N 15		at Alabama	L	0-20	3-4
N 22		at Florida	L	7-14	3-5
N 29		Georgia	L	0-21	3-6

\*Ranking in first poll released Oct. 13

**1937**(H: 4-2-1, A: 2-1) **6-3-1, 3-2-1** (SEC)**Captain:** Fletcher Sims

DATE	GT	OPP	W/L	SCORE	REC
S 24		Presbyterian (F#)	W	59-0	1-0
O 2		Mercer	W	28-0	2-0
O 9		at Kentucky	W	32-0	3-0
O 16		Duke	L	19-20	3-1
O 23		Auburn	L	0-21	3-2
O 30		Vanderbilt	W	14-0	4-2
N 6		Clemson	W	7-0	5-2
N 13		at Alabama	L	0-7	5-3
N 20		at Florida	W	12-0	6-3
N 27		Georgia	T	6-6	6-3-1

\*Ranking in first poll released Oct. 18

**1938**(H: 3-1-2, A: 0-3-1) **3-4-3, 2-1-3** (SEC)**Captain:** Jack Chivington

DATE	GT	OPP	W/L	SCORE	REC
O 1		Mercer	W	19-0	1-0
O 8		Notre Dame	L	6-14	1-1
O 15		at Duke	L	0-6	1-2
O 22		Auburn	W	7-6	2-2
O 29		at Vanderbilt	L	7-13	2-3
N 5		Kentucky	W	19-18	3-3
N 12		Alabama	T	14-14	3-3-1
N 19		Florida	T	0-0	3-3-2
N 26		at Georgia	T	0-0	3-3-3
D 26		at California (MON)	L	0-13	3-4-3

\*Ranking in first poll released Oct. 17

**1942**(H: 6-0, A: 3-1, N: 0-1) **9-2, 4-1** (SEC)**Captain:** Jack Marshall

DATE	GT	OPP	W/L	SCORE	REC
S 26		Auburn	W	15-0	1-0
O 3		at Notre Dame	W	13-6	2-0
O 10		Chattanooga	W	30-6	3-0
O 17		Davidson	W	33-0	4-0
O 24		at Navy	W	21-0	5-0
O 31		at Duke	W	26-7	6-0
N 7		Kentucky	W	47-7	7-0
N 14		Alabama	W	7-0	8-0
N 21		Florida	W	20-7	9-0
N 28		at Georgia	L	0-34	9-1

**COTTON BOWL** (Dallas, Texas)

J 1	5	11	vs. Texas	L	7-14	9-2
-----	---	----	-----------	---	------	-----

**FINAL RANKING:** 5 (AP)

\*Ranking in first poll released Oct. 12

### 1943 (H: 6-1, A: 1-2, N: 1-0) **8-3, 3-0 (SEC)** 1946 (H: 6-0, A: 2-2, N: 1-0) **9-2, 4-2 (SEC)**

#### SUGAR BOWL CHAMPIONS, SEC CHAMPIONS

Captains: George Manning, John Steber

DATE	GT	OPP	OPPONENT	W/L	SCORE	REC
S 25	–	–	North Carolina	W	20-7	1-0
O 2	–	*1	at Notre Dame	L	13-55	1-1
O 9	–	–	Georgia Navy PF	W	35-7	2-1
O 16	–	–	Ft. Benning	W	27-0	3-1
O 23	–	3	at Navy	L	14-28	3-2
O 30	–	8	Duke	L	7-14	3-3
N 6	–	20	LSU	W	42-7	4-3
N 13	19	–	at Tulane	W	33-0	5-3
N 20	15	–	Clemson	W	41-6	6-3
N 27	14	–	Georgia	W	48-0	7-3

**SUGAR BOWL** (New Orleans, La.)

J 1 13 15 vs. Tulsa W 20-18 8-3

**FINAL RANKING: 13 (AP)**

\*Ranking in first poll released Oct. 4

#### OIL BOWL CHAMPIONS

Captain: R.T. Davis

DATE	GT	OPP	OPPONENT	W/L	SCORE	REC
S 28	–	*8	at Tennessee	L	9-13	0-1
O 5	–	–	VMI	W	32-6	1-1
O 12	–	–	Ole Miss	W	24-7	2-1
O 19	–	12	at LSU	W	26-7	3-1
O 26	15	–	Auburn	W	27-6	4-1
N 2	16	19	at Duke	W	14-0	5-1
N 9	8	–	Navy	W	28-20	6-1
N 16	7	–	Tulane	W	35-7	7-1
N 23	6	–	Furman	W	41-7	8-1
N 30	7	3	at Georgia	L	7-35	8-2

**OIL BOWL** (Houston, Texas)

J 1 11 – vs. St Mary's W 41-19 9-2

**FINAL RANKING: 11 (AP)**

\*Ranking in first poll released Oct. 7

### 1944 (H: 7-1, A: 1-1, N: 0-1) **8-3, 4-0 (SEC)** 1947 (H: 7-0, A: 2-1, N: 1-0) **10-1, 4-1 (SEC)**

#### ORANGE BOWL, SEC CHAMPIONS

Captain: Phillip Tinsley

DATE	GT	OPP	OPPONENT	W/L	SCORE	REC
S 30	*10	–	Clemson	W	51-0	1-0
O 7	*10	–	North Carolina	W	28-0	2-0
O 14	10	–	Auburn	W	27-0	3-0
O 21	8	9	Navy	W	17-15	4-0
O 27	5	–	Georgia Navy PF (FBI)	W	13-7	5-0
N 4	5	–	at Duke	L	13-19	5-1
N 11	13	–	Tulane	W	34-7	6-1
N 18	9	–	at LSU	W	14-6	7-1
N 25	10	18	Notre Dame	L	0-21	7-2
D 2	–	–	Georgia	W	44-0	8-2

**ORANGE BOWL** (Miami, Fla.)

J 1 13 – vs. Tulsa L 12-26 8-3

**FINAL RANKING: 13 (AP)**

\*Ranking in first poll released Oct. 9

#### ORANGE BOWL CHAMPIONS

Captains: Bill Healy, Rollo Phillips

DATE	GT	OPP	OPPONENT	W/L	SCORE	REC
S 27	*4	–	Tennessee	W	27-0	1-0
O 4	*4	–	at Tulane	W	20-6	2-0
O 11	4	–	VMI	W	20-0	3-0
O 18	5	–	Auburn	W	27-7	4-0
O 25	7	–	The Citadel	W	38-0	5-0
N 1	6	9	Duke	W	7-0	6-0
N 8	6	–	at Navy <sup>1</sup>	W	16-14	7-0
N 15	6	14	at Alabama <sup>2</sup>	L	7-14	7-1
N 22	10	–	Furman	W	51-0	8-1
N 29	9	–	Georgia	W	7-0	9-1

**ORANGE BOWL** (Miami, Fla.)


J 1 10 12 vs. Kansas W 20-14 10-1

**FINAL RANKING: 10 (AP)**

1 – Played in Baltimore, Md.

2 – Played in Birmingham, Ala.

\*Ranking in first poll released Oct. 6



## BOBBY DODD

**Head Coach (1945-66)**  
**22 seasons**  
**Record: 165-64-8 (.713)**

### 1945 (H: 2-5, A: 2-1) **4-6, 2-2 (SEC)** 1948 (H: 5-2, A: 2-1) **7-3, 4-3 (SEC)**

Captain: Paul Duke

DATE	GT	OPP	OPPONENT	W/L	SCORE	REC
S 29	–	–	at North Carolina	W	20-14	1-0
O 6	–	*3	Notre Dame	L	7-40	1-1
O 13	–	–	Samford	W	43-0	2-1
O 20	–	2	at Navy <sup>1</sup>	L	6-20	2-2
O 27	–	–	Auburn	W	20-7	3-2
N 3	–	18	Duke	L	6-14	3-3
N 10	–	–	at Tulane	W	41-7	4-3
N 17	–	–	LSU	L	7-9	4-4
N 24	–	–	Clemson	L	7-21	4-5
D 1	–	–	Georgia	L	0-33	4-6

1 – Played in Baltimore, Md.

\*Ranking in first poll released Oct. 8

DATE	GT	OPP	OPPONENT	W/L	SCORE	REC
S 25	*6	–	at Vanderbilt	W	13-0	1-0
O 2	*6	–	Tulane (t)	W	13-7	2-0
O 9	6	–	Washington & Lee	W	27-0	3-0
O 16	7	–	Auburn	W	27-0	4-0
O 23	6	–	Florida	W	42-7	5-0
O 30	6	–	at Duke	W	19-7	6-0
N 6	6	–	Tennessee	L	6-13	6-1
N 13	11	–	Alabama	L	12-14	6-2
N 20	20	–	The Citadel	W	54-0	7-2
N 27	–	12	at Georgia	L	13-21	7-3

t – Georgia Tech's first televised game (WSB-TV)

\*Ranking in first poll released Oct. 4

## 1949

(H: 6-1, A: 1-2) **7-3, 5-2** (SEC)

Captain: Tom Coleman

DATE	GT	OPP	OPPONENT	W/L	SCORE	ATT	REC
S 24	-	-	Vanderbilt	W	12-7	39,000	1-0
O 1	-	*4	at Tulane	L	0-18	55,000	1-1
O 8	-	-	Washington & Lee	W	36-0	25,000	2-1
O 15	-	-	Auburn	W	35-21	33,000	3-1
O 22	-	-	at Florida	W	43-14	27,000	4-1
O 29	-	-	Duke (HC)	L	14-27	38,000	4-2
N 5	-	14	Tennessee	W	30-13	N/A	5-2
N 12	-	-	at Alabama <sup>1</sup>	L	7-20	43,000	5-3
N 19	-	-	South Carolina	W	13-3	20,000	6-3
N 26	-	-	Georgia	W	7-6	40,000	7-3

<sup>1</sup> - Played in Birmingham, Ala.

\*Ranking in first poll released Oct. 3

## 1950

(H: 3-4, A: 2-2) **5-6, 4-2** (SEC)

Captain: Bob Bossons

DATE	GT	OPP	OPPONENT	W/L	SCORE	ATT	REC
S 23	-	*10	at SMU	L	13-33	N/A	0-1
S 30	-	-	South Carolina	L	0-7	25,000	0-2
O 7	-	-	Florida	W	16-13	25,000	1-2
O 14	-	-	at LSU	W	13-0	42,000	2-2
O 21	-	-	Auburn	W	20-0	30,000	3-2
O 28	-	4	Kentucky (HC)	L	14-28	35,000	3-3
N 4	-	-	at Duke	L	21-30	30,000	3-4
N 11	-	-	VMI	L	13-14	22,000	3-5
N 18	-	-	Alabama	L	19-54	38,000	3-6
N 25	-	-	Davidson	W	46-14	20,000	4-6
D 2	-	-	at Georgia	W	7-0	50,000	5-6

\*Preseason poll

## 1951

(H: 6-0-1, A: 4-0, N: 1-0) **11-0-1, 7-0** (SEC)

## ORANGE BOWL CHAMPIONS, SEC CHAMPIONS

Captain: Lamar Wheat

DATE	GT	OPP	OPPONENT	W/L	SCORE	ATT	REC
S 22	-	-	SMU	W	21-7	33,000	1-0-0
S 29	-	-	at Florida	W	27-0	39,000	2-0-0
O 6	11	17	at Kentucky	W	13-7	35,000	3-0-0
O 13	8	-	LSU	W	25-7	30,000	4-0-0
O 20	5	-	Auburn	W	27-7	31,000	5-0-0
O 27	3	-	at Vanderbilt	W	8-7	26,000	6-0-0
N 3	5	-	Duke (HC)	T	14-14	36,000	6-0-1
N 10	8	-	VMI	W	34-7	21,000	7-0-1
N 17	7	-	at Alabama	W	27-7	35,000	8-0-1
N 24	7	-	Davidson	W	34-7	18,000	9-0-1
D 1	6	-	Georgia	W	48-6	40,000	10-0-1

## ORANGE BOWL (Miami, Fla.)

J 1 5 9 vs. Baylor W 17-14 65,837 11-0-1

FINAL RANKING: 5 (AP)

## 1952

(H: 8-0, A: 3-0, N: 1-0) **12-0, 6-0** (SEC)

## CO-NATIONAL CHAMPIONS

## SUGAR BOWL CHAMPIONS, SEC CHAMPIONS

Captains: George Morris, Hal Miller

DATE	GT	OPP	OPPONENT	W/L	SCORE	ATT	REC
S 20	*3	-	The Citadel	W	54-6	22,000	1-0
S 27	*3	-	Florida	W	17-14	30,939	2-0
O 4	6	-	at SMU	W	20-7	41,000	3-0
O 11	5	-	Tulane	W	14-0	27,913	4-0
O 18	4	-	Auburn	W	33-0	34,689	5-0
O 25	5	-	Vanderbilt (HC)	W	30-0	35,373	6-0
N 1	4	6	at Duke	W	28-7	40,000	7-0
N 8	3	-	Army	W	45-6	40,000	8-0
N 15	2	12	Alabama	W	7-3	38,063	9-0
N 22	2	-	Florida State	W	30-0	25,000	10-0
N 29	3	-	at Georgia	W	23-9	50,000	11-0

## SUGAR BOWL (New Orleans, La.)

J 1 2 7 vs. Ole Miss W 24-7 80,187 12-0

FINAL RANKING: 1 (NS), 2 (AP), 2 (UPI)

\*Preseason poll

## 1953

(H: 6-0, A: 2-2-1, N: 1-0) **9-2-1, 4-1-1** (SEC)

## SUGAR BOWL CHAMPIONS

Captains: Sam Hensley, Ed Gossage, Orville Vereen

DATE	GT	OPP	OPPONENT	W/L	SCORE	ATT	REC
S 19	*3	-	Davidson	W	53-0	22,000	1-0-0
S 26	*3	15	at Florida	T	0-0	41,000	1-0-1
O 3	9	-	SMU	W	6-4	37,000	2-0-1
O 10	10	-	at Tulane	W	27-13	30,000	3-0-1
O 17	6	19	Auburn	W	36-6	39,500	4-0-1
O 24	4	1	at Notre Dame	L	14-27	58,254	4-1-1
O 31	8	-	at Vanderbilt	W	43-0	24,000	5-1-1
N 7	6	-	Clemson (HC)	W	20-7	35,000	6-1-1
N 14	5	-	at Alabama <sup>1</sup>	L	6-13	42,500	6-2-1
N 21	12	15	Duke	W	13-10	40,000	7-2-1
N 28	10	-	Georgia	W	28-12	41,000	8-2-1

## SUGAR BOWL (New Orleans, La.)

J 1 8 10 vs. West Virginia W 42-19 70,500 9-2-1

FINAL RANKING: 8 (AP), 9 (UPI)

<sup>1</sup> - Played in Birmingham, Ala.

\*Preseason poll

## 1954

(H: 5-2, A: 2-1, N: 1-0) **8-3, 6-2** (SEC)

## COTTON BOWL CHAMPIONS

Captain: Larry Morris

DATE	GT	OPP	OPPONENT	W/L	SCORE	ATT	REC
S 18	*7	-	Tulane	W	28-0	28,000	1-0
S 25	5	-	Florida	L	12-13	30,000	1-1
O 2	-	-	at SMU	W	10-17	34,000	2-1
O 9	-	-	LSU	W	30-20	28,000	3-1
O 16	19	-	Auburn	W	14-7	40,000	4-1
O 23	15	-	Kentucky (HC)	L	6-13	34,000	4-2
O 30	-	16	at Duke	L	20-21	33,000	4-3
N 6	-	-	Tennessee	W	28-7	40,000	5-3
N 13	-	-	Alabama	W	20-0	40,000	6-3
N 27	-	-	at Georgia	W	7-3	50,000	7-3

## COTTON BOWL (Dallas, Texas)

J 1 - 10 vs. Arkansas W 14-6 75,500 8-3

FINAL RANKING: 13 (UPI)

\*Preseason poll

**1955** (H: 5-1, A: 3-0-1, N: 1-0) **9-1-1, 4-1-1 (SEC)** **1958** (H: 4-1-1, A: 1-3) **5-4-1, 2-3-1 (SEC)****SUGAR BOWL CHAMPIONS****Captain:** Jimmy Morris

DATE	GT	OPP	OPPONENT	W/L	SCORE	ATT	REC
S 17	*10	-	Miami	W	14-6	39,500	1-0-0
S 24	2	19	at Florida	W	14-7	40,000	2-0-0
O 1	3	-	SMU	W	20-7	34,000	3-0-0
O 8	4	-	at LSU	W	7-0	60,000	4-0-0
O 15	5	17	Auburn	L	12-14	40,000	4-1-0
O 22	13	-	Florida State	W	34-0	40,000	5-1-0
O 29	12	17	Duke (HC)	W	27-0	40,000	6-1-0
N 5	8	-	at Tennessee	T	7-7	50,000	6-1-1
N 12	11	-	at Alabama <sup>1</sup>	W	26-2	38,000	7-1-1
N 26	9	-	Georgia	W	21-3	40,000	8-1-1

**SUGAR BOWL** (New Orleans, La.)

J 2 7 11 vs. Pittsburgh W 7-0 80,174 9-1-1

**FINAL RANKING:** 7 (AP), 7 (UPI)

1 - Played in Birmingham, Ala.

\*Preseason poll

**1956** (H: 4-1, A: 5-0, N: 1-0) **10-1, 7-1 (SEC)****GATOR BOWL CHAMPIONS****Captains:** Wade Mitchell, George Volkert

DATE	GT	OPP	OPPONENT	W/L	SCORE	ATT	REC
S 22	*4	-	at Kentucky	W	14-6	30,000	1-0
S 29	2	5	at SMU	W	9-7	46,000	2-0
O 13	3	-	LSU	W	39-7	39,500	3-0
O 20	3	-	Auburn	W	28-7	40,000	4-0
O 27	3	15	Tulane (HC)	W	40-0	40,000	5-0
N 3	2	-	at Duke	W	7-0	38,000	6-0
N 10	2	3	at Tennessee	L	0-6	40,000	6-1
N 17	4	-	Alabama	W	27-0	38,500	7-1
N 24	5	13	at Florida	W	28-0	37,000	8-1
D 1	4	-	at Georgia	W	35-0	50,000	9-1

**GATOR BOWL** (Jacksonville, Fla.)

D 29 4 13 vs. Pittsburgh W 21-14 37,683 10-1

**FINAL RANKING:** 4 (AP), 4 (UPI)

\*Preseason poll

**1957** (H: 2-2-2, A: 2-2) **4-4-2, 3-4-1 (SEC)****Captain:** Don Stephenson

DATE	GT	OPP	OPPONENT	W/L	SCORE	ATT	REC
S 21	*11	20	Kentucky*	W	13-0	40,000	1-0-0
S 28	3	15	SMU	T	0-0	39,000	1-0-1
O 12	17	-	at LSU*	L	13-20	62,500	1-1-1
O 19	-	9	Auburn*	L	0-3	40,000	1-2-1
O 26	-	-	at Tulane*	W	20-13	25,000	2-2-1
N 2	-	7	Duke (HC)	W	13-0	40,000	3-2-1
N 9	18	9	at Tennessee*	L	6-21	45,500	3-3-1
N 16	-	-	at Alabama <sup>1</sup> *	W	10-7	30,000	4-3-1
N 23	-	-	Florida*	T	0-0	40,000	4-3-2
N 30	-	-	Georgia*	L	0-7	40,000	4-4-2

1 - Played in Birmingham, Ala.

\*Preseason poll

**Captain:** Foster Watkins

DATE	GT	OPP	OPPONENT	W/L	SCORE	ATT	REC
S 20	-	-	at Kentucky*	L	0-13	30,000	0-1-0
S 26	-	-	Florida State RR	W	17-3	40,391	1-1-0
O 4	-	-	Tulane *	W	14-0	38,000	2-1-0
O 11	-	-	Tennessee*	W	21-7	44,726	3-1-0
O 18	-	2	Auburn*	T	7-7	44,726	3-1-1
O 25	17	-	at SMU	L	0-20	27,000	3-2-1
N 1	-	-	at Duke	W	10-8	30,000	4-2-1
N 8	-	17	Clemson	W	13-0	44,726	5-2-1
N 15	20	-	Alabama* (HC)	L	8-17	44,726	5-3-1
N 29	-	-	at Georgia*	L	3-16	50,000	5-4-1

**1959** (H: 2-3, A: 4-1, N: 0-1) **6-5, 3-3 (SEC)****GATOR BOWL****Captain:** Maxie Baughan

DATE	GT	OPP	OPPONENT	W/L	SCORE	ATT	REC
S 19	-	-	at Kentucky*	W	14-12	35,000	1-0
S 26	16	6	SMU	W	16-12	43,000	2-0
O 3	7	6	Clemson	W	16-6	44,174	3-0
O 10	3	8	at Tennessee*	W	14-7	45,021	4-0
O 17	4	11	Auburn*	L	6-7	44,174	4-1
O 24	9	-	at Tulane*	W	21-13	30,000	5-1
O 31	9	-	Duke (HC)	L	7-10	44,174	5-2
N 7	19	-	at Notre Dame	W	14-10	58,575	6-2
N 14	15	-	at Alabama <sup>1</sup> *	L	7-9	43,500	6-3
N 28	-	6	Georgia*	L	14-21	44,174	6-4

**GATOR BOWL** (Jacksonville, Fla.)

J 2 - 9 vs. Arkansas L 7-14 45,104 6-5

1 - Played in Birmingham, Ala.

**1960** (H: 4-1, A: 1-4) **5-5, 4-4 (SEC)****Captain:** Gerald Burch

DATE	GT	OPP	OPPONENT	W/L	SCORE	ATT	REC
S 17	-	-	Kentucky*	W	23-13	40,594	1-0
S 24	13	-	at Rice	W	16-13	35,000	2-0
O 1	10	-	at Florida*	L	17-18	39,000	2-1
O 8	-	-	LSU*	W	6-2	44,176	3-1
O 15	19	-	at Auburn <sup>1</sup> *	L	7-9	44,000	3-2
O 22	-	-	Tulane* (HC)	W	14-6	43,608	4-2
O 29	-	15	at Duke	L	0-6	40,000	4-3
N 5	-	8	Tennessee*	W	14-7	45,072	5-3
N 12	-	-	Alabama*	L	15-16	44,006	5-4
N 26	-	-	at Georgia*	L	6-7	55,000	5-5

1 - Played in Birmingham, Ala.

**1961** (H: 5-0, A: 2-3, N: 0-1) **7-4, 4-3 (SEC)****GATOR BOWL****Captains:** Chick Graning, Willie McGaughey, Billy Williamson

DATE	GT	OPP	OPPONENT	W/L	SCORE	ATT	REC
S 22	-	9	at USC (FR)	W	27-7	39,590	1-0
S 30	-	-	Rice	W	24-0	43,501	2-0
O 7	3	-	at LSU*	L	0-10	66,000	2-1
O 14	-	-	Duke	W	21-0	44,015	3-1
O 21	8	-	Auburn*	W	7-6	45,376	4-1
O 28	9	-	at Tulane*	W	35-0	18,000	5-1
N 4	7	-	Florida* (HC)	W	20-0	44,940	6-1
N 11	9	-	at Tennessee*	L	6-10	46,000	6-2
N 18	-	2	at Alabama <sup>1</sup> *	L	0-10	53,000	6-3
D 2	-	-	Georgia*	W	22-7	47,098	7-3

**GATOR BOWL** (Jacksonville, Fla.)

D 30 13 17 vs. Penn State L 15-30 50,202 7-4

**FINAL RANKING:** 13 (AP), 13 (UPI)

1 - Played in Birmingham, Ala.

## 1962

(H: 4-1-1, A: 3-1, N: 0-1) **7-3-1, 5-2** (SEC)

## BLUEBONNET BOWL

Captain: Tom Winingder

DATE	GT	OPP	OPPONENT	W/L	SCORE	ATT	REC
S 22	-	-	Clemson	W	26-9	51,140	1-0-0
S 29	8	-	at Florida*	W	17-0	44,500	2-0-0
O 6	5	-	LSU*	L	7-10	49,744	2-1-0
O 13	11	-	Tennessee*	W	17-0	52,223	3-1-0
O 20	-	-	at Auburn**	L	14-17	56,319	3-2-0
O 27	-	-	Tulane* (HC)	W	42-12	46,370	4-2-0
N 3	-	-	at Duke	W	20-9	44,000	5-2-0
N 10	-	-	Florida State	T	14-14	43,802	5-2-1
N 17	-	1	Alabama*	W	7-6	52,971	6-2-1
D 1	-	-	at Georgia*	W	37-6	55,000	7-2-1

## BLUEBONNET BOWL (Houston, Texas)

D 22	-	-	vs. Missouri	L	10-14	55,000	7-3-1
------	---	---	--------------	---	-------	--------	-------

## FINAL RANKING: 11 (UPI)

1 - Played in Birmingham, Ala.

## 1963

(H: 5-1, A: 2-2) **7-3, 4-3** (SEC)

Captain: Billy Lothridge

DATE	GT	OPP	OPPONENT	W/L	SCORE	ATT	REC
S 14	-	-	Florida*	W	9-0	43,000	1-0
S 28	9	-	Clemson	W	27-0	33,916	2-0
O 5	7	-	at LSU*	L	6-7	68,000	2-1
O 12	-	-	at Tennessee*	W	23-7	51,527	3-1
O 19	8	-	Auburn*	L	21-29	53,091	3-2
O 26	-	-	at Tulane*	W	17-3	15,000	4-2
N 2	-	-	Duke (HC)	W	30-6	52,266	5-2
N 9	-	-	Florida State	W	15-7	49,804	6-2
N 16	-	7	at Alabama*	L	11-27	54,000	6-3
N 30	-	-	Georgia*	W	14-3	53,052	7-3

1 - Played in Birmingham, Ala.

## INDEPENDENT

## 1964-78

## 1964

(H: 4-2, A: 2-1, N: 1-0) **7-3**

Captains: Bill Curry, Johnny Gresham

DATE	GT	OPP	OPPONENT	W/L	SCORE	ATT	REC
S 19	-	-	Vanderbilt	W	14-2	44,288	1-0
S 26	-	-	Miami	W	20-0	44,115	2-0
O 3	-	-	Clemson	W	14-7	46,571	3-0
O 9	-	-	vs. Navy <sup>1</sup> (FRI)	W	17-0	40,000	4-0
O 17	-	-	at Auburn <sup>2</sup>	W	7-3	57,000	5-0
O 24	-	-	Tulane (HC)	W	7-6	45,129	6-0
O 31	8	-	at Duke	W	21-8	45,000	7-0
N 7	7	-	Tennessee	L	14-22	50,763	7-1
N 14	10	2	Alabama	L	7-24	53,505	7-2
N 28	-	-	at Georgia	L	0-7	52,000	7-3

1 - Played in Jacksonville, Fla.

2 - Played in Birmingham, Ala.

## 1965

(H: 5-2, A: 1-1-1, N: 1-0) **7-3-1**

## GATOR BOWL CHAMPIONS

Captains: John Battle, Tommy Bleick

DATE	GT	OPP	OPPONENT	W/L	SCORE	ATT	REC
S 18	-	-	at Vanderbilt	T	10-10	22,275	0-0-1
S 25	-	-	Texas A&M	L	10-14	45,843	0-1-1
O 2	-	-	Clemson	W	38-6	46,736	1-1-1
O 9	-	-	at Tulane	W	13-10	35,000	2-1-1
O 16	-	-	Auburn	W	23-14	50,164	3-1-1
O 23	-	-	Navy	W	37-16	49,793	4-1-1
O 30	-	-	Duke (HC)	W	35-23	46,981	5-1-1
N 6	-	-	at Tennessee	L	7-21	52,174	5-2-1
N 13	-	-	Virginia	W	42-19	40,094	6-2-1
N 27	-	-	Georgia	L	7-17	52,013	6-3-1

## GATOR BOWL (Jacksonville, Fla.)

D 31	-	10	vs. Texas Tech	W	31-21	60,127	7-3-1
------	---	----	----------------	---	-------	--------	-------

## 1966

(H: 7-0, A: 2-1, N: 0-1) **9-2**

## ORANGE BOWL

Captains: Jim Breland, Bill Mooror, Billy Schroer, Sammy Burke

DATE	GT	OPP	OPPONENT	W/L	SCORE	ATT	REC
S 17	-	-	Texas A&M	W	38-3	36,215	1-0
S 24	-	-	Vanderbilt	W	42-0	42,260	2-0
O 1	9	-	Clemson	W	13-12	44,735	3-0
O 8	9	8	Tennessee	W	6-3	52,180	4-0
O 15	7	-	at Auburn <sup>1</sup>	W	17-3	54,000	5-0
O 22	6	-	Tulane	W	35-17	44,355	6-0
O 29	6	-	at Duke	W	48-7	42,000	7-0
N 5	5	-	Virginia	W	14-13	42,126	8-0
N 12	5	-	Penn State (HC)	W	21-0	50,172	9-0
N 26	5	7	at Georgia	L	14-23	48,782	9-1

## ORANGE BOWL (Miami, Fla.)

J 2	8	-	vs. Florida	L	12-27	72,426	9-2
-----	---	---	-------------	---	-------	--------	-----

## FINAL RANKING: 8 (AP), 8 (UPI)

1 - Played in Birmingham, Ala.



## BUD CARSON

Head Coach (1967-71)

5 seasons

Record: 27-27-0 (.500)

## 1967

(H: 3-3, A: 1-3) **4-6**

Captains: Kim King, David Barber, Randall Edmunds

DATE	GT	OPP	OPPONENT	W/L	SCORE	ATT	REC
S 23	-	-	at Vanderbilt	W	17-10	24,000	1-0
S 30	-	-	TCU	W	24-7	55,299	2-0
O 7	-	-	Clemson	W	10-0	59,588	3-0
O 14	-	-	at Tennessee	L	13-24	55,119	3-1
O 21	-	-	Auburn	L	10-28	59,603	3-2
O 28	-	-	at Tulane	L	12-23	29,643	3-3
N 4	-	-	Duke (HC)	W	19-7	50,103	4-3
N 10	-	-	at Miami (FRI)	L	7-49	48,267	4-4
N 18	-	9	Notre Dame	L	3-36	60,024	4-5
N 25	-	-	Georgia	L	14-21	53,699	4-6

### 1968

(H: 3-3, A: 1-3) **4-6**

**Captains:** Bill Kinard, Joel Stevenson

DATE	GT	OPP	OPPONENT	W/L	SCORE	ATT	REC
S 21	-	-	TCU	W	17-7	43,273	1-0
S 28	-	15	Miami	L	7-10	44,774	1-1
O 5	-	-	Clemson	W	24-21	56,116	2-1
O 12	-	10	Tennessee	L	7-24	60,011	2-2
O 19	-	-	at Auburn <sup>1</sup>	W	21-20	50,000	3-2
O 26	-	-	Tulane (H)	W	23-19	47,481	4-2
N 2	-	-	at Duke	L	30-46	25,000	4-3
N 9	-	-	Navy	L	15-35	31,624	4-4
N 16	-	9	at Notre Dame	L	6-34	50,075	4-5
N 30	-	4	at Georgia	L	8-47	59,537	4-6

1 - Played in Birmingham, Ala.

### 1969

(H: 4-3, A: 0-3) **4-6**

**Captains:** Gene Spiotta, Renso Perdoni

DATE	GT	OPP	OPPONENT	W/L	SCORE	ATT	REC
S 20	-	-	SMU	W	24-21	46,624	1-0
S 27	-	-	Baylor	W	17-10	37,776	2-0
O 4	-	-	Clemson	L	10-21	50,224	2-1
O 1	-	10	at Tennessee	L	8-26	63,171	2-2
O 18	-	15	Auburn	L	14-17	59,464	2-3
O 25	-	7	at USC	L	18-29	53,341	2-4
N 1	-	-	Duke (H)	W	20-7	41,113	3-4
N 8	-	-	at Tulane	L	7-14	19,450	3-5
N 15	-	9	Notre Dame	L	20-38	41,104	3-6
N 29	-	-	Georgia	W	6-0	60,106	4-6

### 1970

(H: 6-1, A: 2-2, N: 1-0) **9-3**

**SUN BOWL CHAMPIONS**

**Captains:** Jack Williams, Renso Perdoni

DATE	GT	OPP	OPPONENT	W/L	SCORE	ATT	REC
S 12	-	17	South Carolina	W	23-20	51,206	1-0
S 19	-	-	Florida State	W	23-13	50,324	2-0
S 26	19	-	Miami	W	31-21	44,246	3-0
O 3	15	-	Clemson	W	28-7	50,113	4-0
O 10	13	20	Tennessee	L	6-17	59,624	4-1
O 17	16	8	at Auburn	L	7-31	62,391	4-2
O 24	-	-	Tulane	W	20-6	32,129	5-2
O 31	-	-	at Duke	W	24-16	32,650	6-2
N 7	-	-	Navy (H)	W	30-8	50,105	7-2
N 14	-	1	at Notre Dame	L	7-10	59,075	7-3
N 28	16	-	at Georgia	W	17-7	59,803	8-3

**SUN BOWL** (El Paso, Texas)

D 19 13 19 vs. Texas Tech W 17-9 30,512 9-3

**FINAL RANKING:** 13 (AP), 17 (UPI)

### 1971

(H: 5-3, A: 1-2, N: 0-1) **6-6**

**PEACH BOWL**

**Captains:** Brent Cunningham, Jeff Ford

DATE	GT	OPP	OPPONENT	W/L	SCORE	ATT	REC
S 11	17	-	at South Carolina	L	7-24	54,842	0-1
S 18	-	18	Michigan State	W	10-0	50,646	1-1
S 25	-	-	Army	L	13-16	40,123	1-2
O 2	-	-	Clemson	W	24-14	50,239	2-2
O 9	-	13	at Tennessee	L	6-10	63,671	2-3
O 16	-	5	Auburn	L	14-31	60,204	2-4
O 23	-	-	at Tulane	W	24-16	50,248	3-4
O 30	-	-	Duke (H)	W	21-0	49,886	4-4
N 6	-	-	Navy	W	34-21	44,821	5-4
N 13	-	-	Florida State	W	12-6	44,261	6-4
N 25	-	7	Georgia (I)	L	24-28	60,124	6-5

**PEACH BOWL** (Atlanta, Ga.)

D 30 - 17 vs. Ole Miss L 18-41 36,771 6-6



### BILL FULCHER

**Head Coach (1972-73)**

**2 seasons**

**Record:** 12-10-1 (.543)

### 1972

(H: 5-1-1, A: 1-3, N: 1-0) **7-4-1**

**LIBERTY BOWL CHAMPIONS**

**Captains:** Brad Bourne, Rick Lantz

DATE	GT	OPP	OPPONENT	W/L	SCORE	ATT	REC
S 9	-	15	Tennessee	L	3-34	52,112	0-1
S 16	-	-	South Carolina	W	34-6	48,224	1-1
S 23	-	18	at Michigan State	W	21-16	44,141	2-1
S 30	-	-	Rice	T	36-36	41,179	2-1-1
O 7	-	-	Clemson	W	31-9	50,239	3-1-1
O 21	-	14	at Auburn	L	14-24	60,261	3-2-1
O 28	-	-	Tulane (H)	W	21-7	48,096	4-2-1
N 4	-	-	at Duke	L	14-20	37,300	4-3-1
N 11	-	-	Boston College	W	42-10	36,114	5-3-1
N 18	-	-	Navy	W	30-7	39,233	6-3-1
D 2	-	-	Georgia	L	7-27	60,241	6-4-1

**LIBERTY BOWL** (Memphis, Tenn.)

D 18 - vs. Iowa State W 31-30 50,021 7-4-1

**FINAL RANKING:** 20 (AP)

### 1973

(H: 4-3, A: 0-3, N: 1-0) **5-6**

**Captains:** Jim Owings, Steve Putnal

DATE	GT	OPP	OPPONENT	W/L	SCORE	ATT	REC
S 15	-	-	at South Carolina	L	28-41	51,584	0-1
S 22	-	1	USC	L	6-23	58,228	0-2
S 29	-	-	Clemson	W	29-21	48,062	1-2
O 6	-	-	Army	W	14-10	50,111	2-2
O 13	-	8	at Tennessee	L	14-20	70,616	2-3
O 20	-	-	Auburn	L	10-24	59,123	2-4
O 27	-	-	at Tulane	L	14-23	66,826	2-5
N 3	-	-	Duke (H)	W	12-10	47,129	3-5
N 10	-	-	VMI	W	36-7	38,112	4-5
N 17	-	-	Navy <sup>1</sup>	W	26-22	26,235	5-5
D 1	-	-	Georgia	L	3-10	60,316	5-6

1 - Played in Baltimore, Md.



## PEPPER RODGERS

**Head Coach (1974-79)**

**6 seasons**

**Record:** 34-31-2 (.522)

### 1974 (H: 5-2, A: 1-3) **6-5**

**Captains:** Billy Shields, Joe Harris, Randy Rhino

DATE	GT	OPP	OPPONENT	W/L	SCORE	ATT	REC
S 9	-	2	Notre Dame (MON)	L	7-31	44,228	0-1
S 14	-	-	South Carolina	W	35-20	47,171	1-1
S 21	-	15	Pittsburgh	L	17-27	37,361	1-2
S 28	-	-	at Clemson	L	17-21	42,000	1-3
O 5	-	-	Virginia	W	28-24	26,371	2-3
O 12	-	-	North Carolina (HC)	W	29-28	38,413	3-3
O 19	-	5	at Auburn	L	22-31	62,907	3-4
O 26	-	18	Tulane	W	27-7	48,623	4-4
N 2	-	-	at Duke	L	0-9	34,500	4-5
N 16	-	-	Navy	W	22-0	41,132	5-5
N 30	-	-	at Georgia	W	34-14	47,500	6-5

### 1975 (H: 6-2, A: 1-2) **7-4**

**Captains:** Mark Hunter, Rick Gibney, Steve Crawford

DATE	GT	OPP	OPPONENT	W/L	SCORE	ATT	REC
S 13	-	-	at South Carolina	L	17-23	51,428	0-1
S 20	-	-	Miami	W	38-23	32,334	1-1
S 27	-	-	Clemson	W	33-28	46,212	2-1
O 4	-	-	Florida State	W	30-0	35,261	3-1
O 11	-	-	VMI	W	38-10	40,194	4-1
O 18	-	-	Auburn	L	27-31	58,316	4-2
O 25	-	-	at Tulane	W	23-0	63,333	5-2
N 1	-	-	Duke (HC)	W	21-6	44,116	6-2
N 8	-	12	at Notre Dame	L	3-24	59,075	6-3
N 15	-	-	Navy	W	14-13	36,231	7-3
N 27	-	15	Georgia (I)	L	26-42	55,135	7-4

### 1976 (H: 3-3-1, A: 1-3) **4-6-1**

**Captains:** Lucius Sanford, Leo Tierney, Tony Daykin

DATE	GT	OPP	OPPONENT	W/L	SCORE	ATT	REC
S 11	-	-	South Carolina	L	17-27	38,923	0-1-0
S 18	-	3	Pittsburgh	L	14-42	43,424	0-2-0
S 25	-	-	Clemson	T	24-24	43,937	0-2-1
O 2	-	-	Virginia	W	35-14	38,119	1-2-1
O 9	-	-	Tennessee	L	7-42	55,631	1-3-1
O 16	-	-	at Auburn	W	28-10	63,876	2-3-1
O 23	-	-	Tulane	W	28-16	31,214	3-3-1
O 30	-	-	at Duke	L	7-31	30,300	3-4-1
N 6	-	11	Notre Dame (HC)	W	23-14	50,079	4-4-1
N 13	-	-	at Navy	L	28-34	20,010	4-5-1
N 27	-	4	at Georgia	L	10-13	60,500	4-6-1

### 1977

(H: 4-2, A: 2-3) **6-5**

**Captains:** Lucius Sanford, Randy Pass, Freeman Colbert, Lawton Hydrick

DATE	GT	OPP	OPPONENT	W/L	SCORE	ATT	REC
S 10	-	-	at South Carolina	L	0-17	55,934	0-1
S 17	-	-	Miami	W	10-6	31,916	1-1
S 24	-	-	Clemson	L	14-31	50,116	1-2
O 1	-	-	Air Force	W	30-3	30,067	2-2
O 8	-	-	at Tennessee	W	24-8	82,631	3-2
O 15	-	-	Auburn	W	38-21	54,961	4-2
O 22	-	-	at Tulane	W	38-14	28,345	5-2
O 29	-	-	Duke (HC)	L	24-25	47,131	5-3
N 5	-	5	at Notre Dame	L	14-69	59,075	5-4
N 12	-	-	at Navy	L	16-20	18,590	5-5
N 26	-	-	Georgia	W	16-7	60,104	6-5

### 1978

(H: 5-2, A: 2-2, N: 0-1) **7-5**

**PEACH BOWL**

**Captains:** Eddie Lee Ivery, Donald Patterson, Jeff Shank, Mike Taylor

DATE	GT	OPP	OPPONENT	W/L	SCORE	ATT	REC
S 9	-	-	at Duke	L	10-28	27,865	0-1
S 16	-	-	California	L	22-34	26,577	0-2
S 23	-	-	Tulane	W	27-17	25,805	1-2
S 30	-	-	The Citadel	W	28-0	21,802	2-2
O 7	-	-	South Carolina	W	6-3	36,128	3-2
O 14	-	-	Miami	W	24-19	29,695	4-2
O 21	-	-	at Auburn	W	24-10	59,111	5-2
O 28	-	-	Florida (HC)	W	17-13	44,866	6-2
N 11	-	-	at Air Force	W	42-21	19,564	7-2
N 18	20	10	Notre Dame	L	21-38	54,526	7-3
D 2	-	11	at Georgia	L	28-29	59,700	7-4

**PEACH BOWL** (Atlanta, Ga.)

D 25	-	7	vs. Purdue	L	21-41	20,277	7-5
------	---	---	------------	---	-------	--------	-----

## ACC

## 1979-PRESENT

### 1979

(H: 4-2, A: 0-4-1) **4-6-1**

**Captain:** Tom Daniel

DATE	GT	OPP	OPPONENT	W/L	SCORE	ATT	REC
S 8	-	2	Alabama	L	6-30	57,621	0-1
S 22	-	-	at Florida	T	7-7	60,313	0-1-1
S 29	-	-	William & Mary	W	33-7	28,511	1-1-1
O 6	-	10	at Notre Dame	L	13-21	59,075	1-2-1
O 13	-	-	at Tennessee	L	0-31	85,524	1-3-1
O 20	-	14	Auburn	L	14-38	54,236	1-4-1
O 27	-	-	at Tulane	L	7-12	51,963	1-5-1
N 3	-	-	Duke	W	24-14	23,445	2-5-1
N 10	-	-	Air Force (HC)	W	21-0	30,113	3-5-1
N 17	-	-	Navy	W	24-14	24,318	4-5-1
N 24	-	-	Georgia	L	3-16	48,781	4-6-1



## BILL CURRY

**Head Coach (1980-86)**

**7 seasons**

**Record: 31-43-4 (.423)**

### 1980 (H: 1-4-1, A: 0-5) **1-9-1**

**Captains:** Ben Utt, Duane Wood, Ken Taylor, Darrell Thomas

DATE	GT	OPP	OPPONENT	W/L	SCORE	ATT	REC
S 6	-	2	at Alabama <sup>1</sup>	L	3-26	78,410	0-1
S 20	-	-	Florida	L	12-45	35,165	0-2
S 27	-	-	Memphis	W	17-8	28,062	1-2
O 4	-	10	at North Carolina	L	0-33	49,750	1-3
O 11	-	-	Tennessee	L	10-23	50,127	1-4
O 18	-	-	at Auburn	L	14-17	57,950	1-5
O 25	-	-	Tulane (HC)	L	14-31	35,119	1-6
N 1	-	-	at Duke	L	12-17	18,200	1-7
N 8	-	1	Notre Dame	T	3-3	41,226	1-7-1
N 15	-	-	Navy	L	8-19	17,631	1-8-1
N 29	-	1	at Georgia	L	20-38	62,800	1-9-1

1 - Played in Birmingham, Ala.

### 1981 (H: 0-6, A: 1-4) **1-10**

**Captains:** David Lutz, Lance Skelton, Mark Bradley, Ken Carney

DATE	GT	OPP	OPPONENT	W/L	SCORE	ATT	REC
S 12	-	4	at Alabama <sup>1</sup>	W	24-21	78,865	1-0
S 19	-	-	at Florida	L	6-27	63,876	1-1
S 26	-	-	Memphis	L	15-28	32,463	1-2
O 3	-	6	North Carolina	L	7-28	39,263	1-3
O 10	-	-	at Tennessee	L	7-10	94,478	1-4
O 17	-	-	Auburn	L	7-31	50,263	1-5
O 24	-	-	at Tulane	L	10-27	37,431	1-6
O 31	-	-	Duke (HC)	L	24-38	30,232	1-7
N 7	-	-	at Notre Dame	L	3-35	59,075	1-8
N 14	-	-	Navy	L	14-20	20,129	1-9
N 28	-	3	Georgia	L	7-44	58,623	1-10

1 - Played in Birmingham, Ala.

### 1982 (H: 3-2, A: 3-3) **6-5**

**Captains:** David Lutz, Sammy Brown, Kevin Brownlee

DATE	GT	OPP	OPPONENT	W/L	SCORE	ATT	REC
S 11	-	4	Alabama	L	7-45	57,126	0-1
S 18	-	-	The Citadel	W	36-7	24,463	1-1
S 25	-	-	at Memphis	W	24-20	15,061	2-1
O 2	-	12	at North Carolina	L	0-41	49,500	2-2
O 9	-	-	at Tulane	W	19-13	34,321	3-2
O 16	-	-	at Auburn	L	0-24	57,000	3-3
O 23	-	-	Tennessee	W	31-21	43,182	4-3
O 30	-	-	Duke (HC)	L	21-38	36,562	4-4
N 6	-	-	Virginia	W	38-32	22,103	5-4
N 13	-	-	at Wake Forest	W	45-7	19,257	6-4
N 27	-	1	at Georgia	L	18-38	82,122	6-5

### 1983 (H: 2-4, A: 1-4) **3-8, 3-2** (3rd, ACC)

**Captains:** Rob Horton, Dean Waters, Ron Rice

DATE	GT	OPP	OPPONENT	W/L	SCORE	ATT	REC
S 10	-	14	at Alabama <sup>1</sup>	L	7-20	77,143	0-1
S 17	-	-	Furman	L	14-17	24,311	0-2
S 24	-	-	at Clemson*	L	14-41	73,000	0-3
O 1	-	5	North Carolina*	L	21-38	34,000	0-4
O 8	-	-	at NC State*	W	20-10	40,800	1-4
O 15	-	5	Auburn	L	13-31	55,112	1-5
O 22	-	-	at Tennessee	L	3-37	94,768	1-6
O 29	-	-	at Duke*	L	26-32	17,650	1-7
N 3	-	-	Virginia* THU	W	31-27	22,032	2-7
N 12	-	-	Wake Forest* (HC)	W	49-33	26,330	3-7
N 26	-	7	Georgia	L	24-27	59,113	3-8

### 1984 (H: 4-2, A: 2-2-1) **6-4-1, 2-2-1** (5th, ACC)

**Captains:** David Bell, Donnie Chisholm, Robert Lavette

DATE	GT	OPP	OPPONENT	W/L	SCORE	ATT	REC
S 15	-	19	Alabama	W	16-6	56,107	1-0
S 22	-	-	The Citadel	W	48-3	31,684	2-0
S 29	18	13	Clemson*	W	28-21	57,704	3-0
O 6	12	-	NC State*	L	22-27	32,627	3-1
O 13	20	-	at Virginia*	T	20-20	40,067	3-1-1
O 20	-	13	at Auburn	L	34-48	75,216	3-2-1
O 27	-	-	Tennessee	L	21-24	45,167	3-3-1
N 3	-	-	Duke* (HC)	W	31-3	36,393	4-3-1
N 10	-	-	at North Carolina*	L	17-24	47,000	4-4-1
N 17	-	-	at Wake Forest*	W	24-7	22,700	5-4-1
D 1	-	18	at Georgia	W	35-18	82,122	6-4-1

### 1985 (H: 5-2, A: 3-0-1, N: 1-0) **9-2-1, 5-1** (2nd, ACC)

**ALL-AMERICAN BOWL CHAMPIONS**

**Captains:** John Ivemeyer, Ted Roof, Mike Snow

DATE	GT	OPP	OPPONENT	W/L	SCORE	ATT	REC
S 14	-	-	at NC State*	W	28-18	32,100	1-0
S 21	-	-	Virginia*	L	13-24	38,291	1-1
S 28	-	-	at Clemson*	W	14-3	78,000	2-1
O 5	-	-	North Carolina*	W	31-0	35,625	3-1
O 12	-	-	Western Carolina (HC)	W	24-17	36,111	4-1
O 19	-	8	Auburn	L	14-17	57,501	4-2
O 26	-	16	at Tennessee	T	6-6	94,575	4-2-1
N 2	-	-	at Duke*	W	9-0	14,400	5-2-1
N 9	-	-	Chattanooga	W	35-7	25,763	6-2-1
N 16	-	-	Wake Forest*	W	41-10	28,575	7-2-1
N 30	-	20	Georgia	W	20-16	59,602	8-2-1

**ALL-AMERICAN BOWL** (Birmingham, Ala.)

D 31 - - vs. Michigan State W 17-14 45,000 9-2-1

**FINAL RANKING:** 19 (AP), 18 (UPI), 18 (USA), 17 (TSN)

### 1986 (H: 4-1-1, A: 1-4) **5-5-1, 3-3** (4th, ACC)

**Captains:** Cory Collier, Kyle Ambrose, Bart Jones

DATE	GT	OPP	OPPONENT	W/L	SCORE	ATT	REC
S 13	-	-	Furman	T	17-17	33,352	0-0-1
S 20	-	-	at Virginia*	W	28-14	34,800	1-0-1
S 27	-	-	Clemson*	L	3-27	46,062	1-1-1
O 4	-	-	at North Carolina*	L	20-21	50,000	1-2-1
O 11	-	17	NC State*	W	59-21	24,110	2-2-1
O 18	-	7	at Auburn	L	10-31	72,500	2-3-1
O 25	-	-	Tennessee	W	14-13	28,432	3-3-1
N 1	-	-	Duke* (HC)	W	34-6	37,102	4-3-1
N 8	-	-	VMI	W	52-6	23,542	5-3-1
N 22	-	-	at Wake Forest*	L	21-24	17,300	5-4-1
N 29	-	18	at Georgia	L	24-31	82,122	5-5-1





## BOBBY ROSS

**Head Coach (1987-91)**

**5 seasons**

**Record:** 31-26-1 (.543)

### 1987

(H: 2-5, A: 0-4) **2-9, 0-6** (8th, ACC)

**Captains:** Ivery Lee, Malcolm King

DATE	GT	OPP	OPPONENT	W/L	SCORE	ATT	REC
S 12	-	-	The Citadel	W	51-12	31,211	1-0
S 19	-	-	North Carolina*	L	23-30	33,151	1-1
S 26	-	9	at Clemson*	L	12-33	80,000	1-2
O 3	-	-	at NC State*	L	0-17	36,300	1-3
O 10	-	-	Indiana State	W	38-0	30,039	2-3
O 17	-	5	Auburn	L	10-20	45,559	2-4
O 24	-	13	at Tennessee	L	15-29	93,011	2-5
O 31	-	-	at Duke*	L	14-48	30,800	2-6
N 7	-	-	Virginia* (HC)	L	14-23	38,111	2-7
N 21	-	-	Wake Forest*	L	6-33	21,114	2-8
N 28	-	14	Georgia	L	16-30	45,103	2-9

### 1988

(H: 3-3, A: 0-5) **3-8, 0-7** (8th, ACC)

**Captains:** Eric Bearden, Cedric Stallworth

DATE	GT	OPP	OPPONENT	W/L	SCORE	ATT	REC
S 10	-	-	Chattanooga	W	24-10	22,720	1-0
S 17	-	-	at Virginia*	L	16-17	24,800	1-1
S 24	-	12	Clemson*	L	13-30	45,106	1-2
O 1	-	-	NC State*	L	6-14	36,892	1-3
O 8	-	-	at Maryland*	L	8-13	36,969	1-4
O 15	-	8	South Carolina	W	34-0	45,103	2-4
O 22	-	-	at North Carolina*	L	17-20	42,000	2-5
O 29	-	-	Duke* (HC)	L	21-31	40,393	2-6
N 5	-	-	VMI	W	34-7	26,923	3-6
N 12	-	-	at Wake Forest*	L	24-28	21,500	3-7
N 26	-	20	at Georgia	L	3-24	82,011	3-8

### 1989

(H: 6-1, A: 1-3) **7-4, 4-3** (14th, ACC)

**Captains:** Jerry Mays, Eric Thomas

DATE	GT	OPP	OPPONENT	W/L	SCORE	ATT	REC
S 9	-	25	at NC State*	L	28-38	40,800	0-1
S 16	-	-	Virginia*	L	10-17	38,062	0-2
S 23	-	-	at South Carolina	L	10-21	70,018	0-3
O 7	-	-	Maryland*	W	28-24	32,062	1-3
O 14	-	14	at Clemson*	W	30-14	82,500	2-3
O 21	-	-	North Carolina* (HC)	W	17-14	41,114	3-3
O 28	-	-	at Duke*	L	19-30	38,621	3-4
N 4	-	-	Western Carolina	W	34-7	28,821	4-4
N 18	-	-	Wake Forest*	W	43-14	26,114	5-4
N 25	-	-	Boston College	W	13-12	28,221	6-4
D 2	-	-	Georgia	W	33-22	46,064	7-4

■ Beginning with 1990, rankings listed are AP / Coaches. The Coaches' Poll was released by UPI in 1990, then USA TODAY beginning in 1991.

### 1990

(H: 6-0, A: 4-0-1, N: 1-0) **11-0-1, 7-0** (1st, ACC)

**NATIONAL CHAMPIONS (UPI), ACC CHAMPIONS**

**Captains:** Darryl Jenkins, Jeremiah McClary

DATE	GT	OPP	OPPONENT	W/L	SCORE	ATT	REC
S 8	-	-	NC State*	W	21-13	40,021	1-0
S 22	-	-	Chattanooga	W	44-9	32,911	2-0
S 29	-	25/-	South Carolina	W	27-6	46,011	3-0
O 6	23/18	-	at Maryland*	W	31-3	31,941	4-0
O 13	18/15 15/14	-	Clemson*	W	21-19	46,066	5-0
O 20	11/11	-	at North Carolina*	T	13-13	48,000	5-0-1
O 27	16/12	-	Duke* (HC)	W	48-31	44,061	6-0-1
N 3	16/14 1/1	-	at Virginia*	W	41-38	49,700	7-0-1
N 10	7/7	-	Virginia Tech	W	6-3	43,011	8-0-1
N 17	4/5	-	at Wake Forest*	W	42-7	13,493	9-0-1
D 1	2/3	-	at Georgia	W	40-23	82,122	10-0-1

**FLORIDA CITRUS BOWL** (Orlando, Fla.)

J 1 2/2 19/13 vs. Nebraska W 45-21 73,328 11-0-1

**FINAL RANKING:** 1 (UPI), 1 (TSN), 2 (AP), 2 (USA)

### 1991

(H: 5-1, A: 2-3, N: 1-1) **8-5, 5-2** (t2nd, ACC)

**ALOHA BOWL CHAMPIONS**

**Captains:** Mike Mooney, Willie Clay, Steve Pharr

DATE	GT	OPP	OPPONENT	W/L	SCORE	ATT	REC
A 28	*8/6 7/8	-	vs. Penn State <sup>1</sup> WED	L	22-34	77,409	0-1
S 14	17/18	-	at Boston College	W	30-14	26,108	1-1
S 19	17/19	-	Virginia* THU	W	24-21	42,192	2-1
S 28	19/18 7/5	-	at Clemson*	L	7-9	83,500	2-2
O 5	21/23 19/18	-	at NC State*	L	21-28	44,105	2-3
O 12	-	-	Maryland*	W	34-10	42,011	3-3
O 19	-	-	at South Carolina	L	14-23	67,220	3-4
O 26	-	-	North Carolina* (HC)	W	35-14	45,542	4-4
N 2	-	-	at Duke*	W	17-6	38,732	5-4
N 9	-	-	Furman	W	19-17	40,039	6-4
N 16	-	-	Wake Forest*	W	27-3	38,124	7-4
N 30	-	25/-	Georgia	L	15-18	46,053	7-5

**ALOHA BOWL** (Honolulu, Hawai'i)

D 25 - 17/17 vs. Stanford W 18-17 34,433 8-5

1 - Kickoff Classic (East Rutherford, N.J.)

\* Preseason poll



## BILL LEWIS

**Head Coach (1992-94)**

**3 seasons**

**Record: 11-19 (.367)**



## GEORGE O'LEARY

**Head Coach (1995-2001)**

**7 seasons**

**Record: 52-33 (.612)**

### 1992

(H: 4-2, A: 1-4) **5-6, 4-4** (4th, ACC)

**Captains:** Shawn Jones, Coleman Rudolph, Kevin Battle, Steve Pharr

DATE	GT	OPP	OPPONENT	W/L	SCORE	ATT	REC
S 12	24/24	-	Western Carolina	W	37-19	41,911	1-0
S 19	22/20	20/19	at Virginia*	L	24-55	42,100	1-1
S 26	-	16/14	Clemson*	W	20-16	46,033	2-1
O 3	23/23	21/18	NC State*	W	16-13	40,761	3-1
O 10	17/17	-	at Maryland*	W	28-26	26,250	4-1
O 17	16/17	6/6	Florida State*	L	24-29	46,226	4-2
O 24	19/19	-	at North Carolina*	L	14-26	52,800	4-3
O 31	-	-	Duke* (HC)	W	20-17	44,129	5-3
N 7	-	-	at Baylor	L	27-31	38,213	5-4
N 14	-	-	Wake Forest*	L	10-23	40,066	5-5
N 28	-	9/10	at Georgia	L	17-31	85,434	5-6

### 1993

(H: 3-3, A: 2-3) **5-6, 3-5** (6th, ACC)

**Captains:** Tom Johnson, Dorsey Levens

DATE	GT	OPP	OPPONENT	W/L	SCORE	ATT	REC
S 11	-	-	Furman	W	37-3	43,200	1-0
S 16	-	25/23	Virginia* THU	L	14-35	41,300	1-1
S 25	-	-	at Clemson*	L	13-16	75,000	1-2
O 2	-	1/1	at Florida State*	L	0-51	74,611	1-3
O 9	-	-	Maryland*	W	38-0	36,218	2-3
O 16	-	14/13	North Carolina*	L	3-41	39,216	2-4
O 23	-	-	at NC State*	L	23-28	40,123	2-5
O 30	-	-	at Duke*	W	47-14	30,470	3-5
N 6	-	-	Baylor (HC)	W	37-27	42,175	4-5
N 13	-	-	at Wake Forest*	W	38-28	21,113	5-5
N 25	-	-	Georgia (T)	L	10-43	46,018	5-6

### 1994

(H: 1-5, A: 0-5) **1-10, 0-8** (9th, ACC)

**Captains:** Jason Bender, Jamal Cox

DATE	GT	OPP	OPPONENT	W/L	SCORE	ATT	REC
S 1	-	*7/8	Arizona THU	L	14-19	45,112	0-1
S 10	-	-	Western Carolina	W	45-26	40,012	1-1
S 24	-	-	Duke*	L	12-27	40,107	1-2
O 1	-	22/20	at NC State*	L	13-21	43,216	1-3
O 8	-	14/14	at North Carolina*	L	24-31	52,200	1-4
O 15	-	-	Virginia*	L	7-24	38,365	1-5
O 22	-	-	at Maryland*	L	27-42	30,429	1-6
N 5	-	8/6	Florida State*	L	10-41	45,206	1-7
N 12	-	-	at Clemson*	L	10-20	71,000	1-8
N 19	-	-	Wake Forest* (HC)	L	13-20	35,706	1-9
N 25	-	-	at Georgia FR	L	10-48	84,113	1-10

\*Was preseason No. 1 by Sports Illustrated

■ George O'Leary was named interim head coach on Nov. 7, 1994, with three games remaining in the season. He was named permanently on Nov. 28, 1994.

### 1995

(H: 4-2, A: 2-3) **6-5, 5-3** (4th, ACC)

**Captains:** Michael Cheever, Donnie Davis, Ryan Stewart

DATE	GT	OPP	OPPONENT	W/L	SCORE	ATT	REC
S 2	-	-	Furman	W	51-7	38,511	1-0
S 7	-	17/15	at Arizona THU	L	19-20	46,786	1-1
S 16	-	16/17	at Virginia*	L	14-41	36,500	1-2
S 28	-	16/17	Maryland* THU	W	31-3	44,137	2-2
O 7	-	-	at Duke*	W	37-21	20,110	3-2
O 14	-	-	North Carolina*	W	27-25	40,201	4-2
O 21	-	1/1	at Florida State*	L	10-42	76,400	4-3
O 28	-	-	Clemson* (HC)	L	3-24	45,245	4-4
N 4	-	-	at Wake Forest*	W	24-23	23,114	5-4
N 11	-	-	NC State*	W	27-19	33,121	6-4
N 23	-	-	Georgia (T)	L	17-18	46,205	6-5

### 1996

(H: 4-2, A: 1-4) **5-6, 4-4** (5th, ACC)

**Captains:** Curtis McGee, Nathan Perryman

DATE	GT	OPP	OPPONENT	W/L	SCORE	ATT	REC
S 7	-	-	at NC State*	W	28-16	41,500	1-0
S 14	-	-	Wake Forest*	W	30-10	45,750	2-0
S 21	-	11/13	at North Carolina*	L	0-16	50,000	2-1
S 26	-	-	Duke* THU	W	48-22	44,145	3-1
O 5	-	12/11	Virginia*	W	13-7	44,900	4-1
O 19	22/24	-	at Clemson*	L	25-28	70,000	4-2
O 26	-	-	UCF (HC)	W	27-20	43,610	5-2
N 2	-	3/2	Florida State*	L	3-49	46,311	5-3
N 14	-	-	at Maryland* THU	L	10-13	22,510	5-4
N 23	-	-	Navy	L	26-36	44,415	5-5
N 30	-	-	at Georgia	L	10-19	78,062	5-6

### 1997

(H: 3-2, A: 3-3, N: 1-0) **7-5, 5-3** (4th, ACC)

#### CARQUEST BOWL CHAMPIONS

**Captains:** Keith Brooking, Ken Celaj, Ron Rogers, Harvey Middleton

DATE	GT	OPP	OPPONENT	W/L	SCORE	ATT	REC
S 6	-	11/13	at Notre Dame	L	13-17	80,225	0-1
S 20	-	-	at Wake Forest*	W	28-26	22,832	1-1
S 27	-	17/21	Clemson*	W	23-20	45,275	2-1
O 4	-	-	at Boston College	W	42-14	38,462	3-1
O 11	25/-	-	NC State* (HC)	W	27-17	44,915	4-1
O 18	21/25	3/3	at Florida State*	L	0-38	78,157	4-2
O 30	-	5/5	North Carolina* THU	L	13-16	45,126	4-3
N 8	-	-	at Virginia*	L	31-35	41,000	4-4
N 15	-	-	at Duke*	W	41-38	22,638	5-4
N 22	-	-	Maryland*	W	37-18	35,267	6-4
N 29	-	14/14	Georgia	L	24-27	46,015	6-5

#### CARQUEST BOWL (Miami Gardens, Fla.)

D 29 - - vs. West Virginia W 35-30 28,262 7-5

**FINAL RANKING:** 25 (AP)

**1998** (H: 4-2, A: 5-0, N: 1-0) **10-2, 7-1** (t1st, ACC)

**GATOR BOWL CHAMPIONS, ACC CO-CHAMPIONS**
**Captains:** Jerry Caldwell, Charlie Rogers, Kofi Smith

DATE	GT	OPP	OPPONENT	W/L	SCORE	ATT	REC
S 5	-	-	Boston College	L	31-41	38,229	0-1
S 12	-	-	New Mexico State	W	42-7	36,382	1-1
S 26	-	-	at North Carolina*	W	43-21	59,500	2-1
O 3	-	-	Duke*	W	41-13	35,724	3-1
O 10	-	23/23	at NC State*	W	47-24	48,600	4-1
O 17	25/25	7/6	Virginia* (HC)	W	41-38	46,018	5-1
O 24	20/19	6/6	Florida State*	L	7-34	46,362	5-2
O 31	23/24	-	at Maryland*	W	31-14	25,183	6-2
N 12	22/23	-	vs. Clemson* THU	W	24-21	62,000	7-2
N 21	21/21	-	Wake Forest*	W	63-35	40,110	8-2
N 28	17/18	12/12	at Georgia	W	21-19	86,117	9-2

**TOYOTA GATOR BOWL** (Jacksonville, Fla.)

J 1 12/12 17/18 vs. Notre Dame W 35-28 70,791 10-2

**FINAL RANKING:** 9 (AP), 11 (USA)

1 – Played in Baltimore, Md.

**1999** (H: 6-0, A: 2-3, N: 0-1) **8-4, 5-3** (t2nd, ACC)

**GATOR BOWL**
**Captains:** Joe Hamilton, Travares Tillman

DATE	GT	OPP	OPPONENT	W/L	SCORE	ATT	REC
S 4	10/11	-	Navy	W	49-14	30,311	1-0
S 11	10/10	1/1	at Florida State*	L	35-41	80,187	1-1
S 18	12/13	-	UCF	W	41-10	45,355	2-1
S 30	10/12	-	Maryland* THU	W	49-31	44,612	3-1
O 9	7/8	-	North Carolina* (HC)	WOT	31-24	46,110	4-1
O 16	8/9	-	at Duke*	W	38-31	16,648	5-1
O 30	7/7	-	NC State*	W	48-21	46,012	6-1
N 6	7/7	-	at Virginia*	L	38-45	44,500	6-2
N 13	13/14	-	Clemson*	W	45-42	46,085	7-2
N 20	14/12	-	at Wake Forest*	L	23-26	25,230	7-3
N 27	20/16	16/21	Georgia	WOT	51-48	46,450	8-3

**TOYOTA GATOR BOWL** (Jacksonville, Fla.)

J 1 17/15 23/23 vs. Miami L 13-28 43,416 8-4

**FINAL RANKING:** 21 (AP), 20 (USA)

**2000** (H: 5-1, A: 4-1, N: 0-1) **9-3, 6-2** (t2nd, ACC)

**CHICK-FIL-A PEACH BOWL**
**Captains:** Chris Brown, Felipe Claybrooks, Brent Key, Jon Muires

DATE	GT	OPP	OPPONENT	W/L	SCORE	ATT	REC
A 27	-	11/10	at Virginia Tech† – canceled (weather)				
S 2	-	-	UCF	W	21-17	40,993	1-0
S 9	-	2/2	Florida State*	L	21-26	46,381	1-1
S 16	-	-	Navy	W	40-13	46,032	2-1
S 21	-	-	at NC State* THU	LOT	23-30	49,857	2-2
S 30	-	-	at North Carolina*	W	42-28	52,000	3-2
O 14	-	-	Wake Forest* (HC)	W	52-20	43,829	4-2
O 21	-	-	Duke*	W	45-10	36,908	5-2
O 28	25/-	5/4	at Clemson*	W	31-28	84,000	6-2
N 9	24/-	-	Virginia* THU	W	35-0	41,885	7-2
N 18	20/22	-	at Maryland*	W	35-22	24,701	8-2
N 25	18/19	19/18	at Georgia	W	27-15	85,912	9-2

**CHICK-FIL-A PEACH BOWL** (Atlanta, Ga.)

D 29 15/17 - vs. LSU L 14-28 73,614 9-3

**FINAL RANKING:** 17 (AP), 19 (USA)

1 – BCA Bowl in Blacksburg (Va.) game canceled because of weather

**2001** (H: 3-3, A: 3-2, N: 2-0) **8-5, 4-4** (t4th, ACC)

**SEATTLE BOWL CHAMPIONS**
**Captains:** George Godsey, Sean Gregory, Ross Mitchell,

Nick Rogers, Chris Young

DATE	GT	OPP	OPPONENT	W/L	SCORE	ATT	REC
A 26	10/13	-	vs. Syracuse <sup>1</sup>	W	13-7	41,517	1-0
S 1	11/14	-	The Citadel	W	35-7	41,804	2-0
S 8	10/13	-	at Navy	W	70-7	30,602	3-0
S 29	9/11	-25	Clemson*	LOT	44-47	41,924	3-1
O 6	17/17	-	at Duke*	W	37-10	10,431	4-1
O 11	15/15	22/20	Maryland* THU	LOT	17-20	40,574	4-2
O 20	23/25	-	NC State* (HC)	W	27-17	41,942	5-2
N 1	23/21	22/-	North Carolina* THU	W	28-12	41,893	6-2
N 10	20/17	-	Virginia*	L	38-39	52,494	6-3
N 17	-23	-	at Wake Forest*	W	38-33	24,263	7-3
N 24	21/19	19/23	Georgia	L	17-31	41,974	7-4
D 1	-	-	at Florida State* <sup>2</sup>	L	17-28	82,269	7-5

**SEATTLE BOWL** (Seattle, Wash.)

 D 27 - 11/11 vs. Stanford<sup>3</sup> W 24-14 30,144 8-5

**FINAL RANKING:** 24 (AP)

1 – Kickoff Classic (East Rutherford, N.J.)

2 – Game originally scheduled for Sept. 15 but postponed to Dec. 1

3 – Mac McWhorter served as interim head coach after George O'Leary resigned


**CHAN GALEY**
**Head Coach (2002-07)**
**6 seasons**
**Record:** 44-32 (.579)

**2002** (H: 4-2, A: 3-3, N: 0-1) **7-6, 4-4** (t5th, ACC)

**SILICON VALLEY CLASSIC**
**Captains:** Jeremy Muires, Raymond Roberts-Blake, Kerry Watkins,

Ricardo Wimbush

DATE	GT	OPP	OPPONENT	W/L	SCORE	ATT	REC
A 31	-	-	Vanderbilt	W	45-3	43,719	1-0
S 7	-	-	at Connecticut	W	31-14	16,751	2-0
S 14	-	-	at Clemson*	L	19-24	78,000	2-1
S 21	-	-	BYU	W	28-19	43,719	3-1
S 28	-	-	at North Carolina*	W	21-13	57,000	4-1
O 5	-	-	Wake Forest*	L	21-24	43,719	4-2
O 17	-	-	at Maryland* THU	L	10-34	41,766	4-3
O 26	-	-	Virginia* (HC)	W	23-15	42,727	5-3
N 2	-	10/8	at NC State*	W	24-17	51,500	6-3
N 9	-	17/18	Florida State*	L	13-21	43,719	6-4
N 16	-	-	Duke*	W	17-2	41,335	7-4
N 30	-	5/5	at Georgia	L	7-51	86,520	7-5

**SILICON VALLEY CLASSIC** (San Jose, Calif.)

D 31 - - vs. Fresno State L 21-30 10,132 7-6

**2003** (H: 4-2, A: 2-4, N: 1-0) **7-6, 4-4** (14th, ACC)**HUMANITARIAN BOWL CHAMPIONS****Captains:** John Paul Foschi, Hugh Reilly, Daryl Smith

DATE	GT	OPP	OPPONENT	W/L	SCORE	ATT	REC
A 28	-	-	at BYU <sup>THU</sup>	L	13-24	61,930	0-1
S 6	-	17/19	Auburn	W	17-3	55,000	1-1
S 13	-	10/11	at Florida State*	L	13-14	82,133	1-2
S 20	-	-	Clemson*	L	3-39	53,189	1-3
S 27	-	-	at Vanderbilt	W <sup>OT</sup>	24-17	25,007	2-3
O 4	-	-	NC State* (H)	W	29-21	50,113	3-3
O 11	-	-	at Wake Forest*	W	24-7	27,382	4-3
O 23	-	-	Maryland* <sup>THU</sup>	W	7-3	51,524	5-3
N 8	-	-	at Duke*	L	17-41	12,976	5-4
N 15	-	-	North Carolina*	W	41-24	52,346	6-4
N 22	-	-	at Virginia*	L	17-29	58,526	6-5
N 29	-	5/5	Georgia	L	17-34	55,000	6-6

**HUMANITARIAN BOWL** (Boise, Idaho)

J 4 - - vs. Tulsa W 52-10 23,118 7-6

**2004** (H: 3-3, A: 3-2, N: 1-0) **7-5, 4-4** (16th, ACC)**CHAMPS SPORTS BOWL CHAMPIONS****Captains:** James Butler, Nate Curry, Andy Tidwell-Neal

DATE	GT	OPP	OPPONENT	W/L	SCORE	ATT	REC
S 4	-	-	Samford	W	28-7	43,100	1-0
S 11	-	20/18	at Clemson*	W	28-24	82,000	2-0
S 18	-	-	at North Carolina*	L	13-34	46,250	2-1
O 2	-	4/4	Miami*	L	3-27	55,000	2-2
O 9	-	23/23	at Maryland*	W	20-7	52,733	3-2
O 16	-	-	Duke* (H)	W	24-7	46,856	4-2
O 28	-	22/22	Virginia Tech* <sup>THU</sup>	L	20-34	48,398	4-3
N 6	-	-	at NC State*	W	24-14	56,800	5-3
N 13	-	-	Connecticut	W	30-10	43,577	6-3
N 20	-	18/18	Virginia*	L	10-30	43,971	6-4
N 27	-	8/7	at Georgia	L	13-19	92,746	6-5

**CHAMPS SPORTS BOWL** (Orlando, Fla.)

D 21 - - vs. Syracuse W 51-14 28,237 7-5

**2005** (H: 4-2, A: 3-2, N: 0-1) **7-5, 5-3** (3rd, Coastal)**EMERALD BOWL****Captains:** P.J. Daniels, Eric Henderson, Chris Reis, Gerris Wilkinson

DATE	GT	OPP	OPPONENT	W/L	SCORE	ATT	REC
S 3	-	16/15	at Auburn	W	23-14	87,451	1-0
S 10	17/21	-	North Carolina*	W	27-21	46,459	2-0
S 17	16/18	-	UConn	W	28-13	48,770	3-0
S 24	15/15	4/4	at Virginia Tech*	L	7-51	65,115	3-1
O 6	24/23	-	NC State* <sup>THU</sup>	L	14-17	51,432	3-2
O 15	-	-	at Duke*	W	35-10	17,451	4-2
O 29	-	-	Clemson* (H)	W	10-9	55,000	5-2
N 5	-	-	Wake Forest*	W	30-17	51,571	6-2
N 12	24/24	-	at Virginia*	L	17-27	60,061	6-3
N 19	-	3/3	at Miami*	W	14-10	53,764	7-3
N 26	20/24	13/13	Georgia	L	7-14	56,412	7-4

**EMERALD BOWL** (San Francisco, Calif.)

D 29 24/24 - vs. Utah L 10-38 25,742 7-5

**2006** (H: 6-1, A: 3-2, N: 0-2) **9-5, 7-1** (1st, Coastal)**GATOR BOWL****ACC COASTAL DIVISION CHAMPIONS****Captains:** Joe Anoai, Reggie Ball, Calvin Johnson

DATE	GT	OPP	OPPONENT	W/L	SCORE	ATT	REC
S 2	-	2/73	Notre Dame	L	10-14	56,680	0-1
S 9	-	-	Samford	W	38-6	47,149	1-1
S 16	-	-	Troy	W	35-20	45,637	2-1
S 21	-	-	Virginia* <sup>THU</sup>	W	24-7	51,081	3-1
S 30	24/-	11/10	at Virginia Tech*	W	38-27	66,233	4-1
O 7	18/20	-	Maryland*	W	27-23	51,686	5-1
O 21	13/13	12/12	at Clemson*	L	7-31	83,000	5-2
O 28	21/21	-	Miami* (H)	W	30-23	55,320	6-2
N 4	20/20	-	at NC State*	W	31-23	56,837	7-2
N 11	24/24	-	at North Carolina*	W	7-0	41,000	8-2
N 18	18/18	-	Duke*	W	49-21	46,768	9-2
N 25	16/16	-	at Georgia	L	12-15	92,746	9-3

**ACC CHAMPIONSHIP GAME** (Jacksonville, Fla.)

D 2 23/22 16/16 vs. Wake Forest L 6-9 62,850 9-4

**TOYOTA GATOR BOWL** (Jacksonville, Fla.)

J 1 -/25 13/12 vs. West Virginia L 35-38 67,714 9-5

**2007** (H: 4-3, A: 3-2, N: 0-1) **7-6, 4-4** (3rd, Coastal)**HUMANITARIAN BOWL****Captains:** Tashard Choice, Kevin Tuminello, Philip Wheeler

DATE	GT	OPP	OPPONENT	W/L	SCORE	ATT	REC
S 1	-	-	at Notre Dame	W	33-3	80,795	1-0
S 8	21/21	-	Samford	W	69-14	43,288	2-0
S 15	15/15	21/19	Boston College*	L	10-24	51,112	2-1
S 22	-	-	at Virginia*	L	23-28	57,681	2-2
S 29	-	13/13	Clemson*	W	13-3	54,635	3-2
O 6	-	-	at Maryland*	L	26-28	47,527	3-3
O 13	-	-	at Miami*	W	17-14	52,416	4-3
O 20	-	-	Army (H)	W	34-10	50,242	5-3
N 1	-	11/13	Virginia Tech* <sup>THU</sup>	L	3-27	52,202	5-4
N 10	-	-	at Duke*	W	41-24	18,788	6-4
N 17	-	-	North Carolina*	W	27-25	45,490	7-4
N 24	-	6/7	Georgia	L	17-31	54,990	7-5

**ROADY'S HUMANITARIAN BOWL** (Boise, Idaho)

D 31 - - vs. Fresno State# L 28-40 27,062 7-6

# Jon Tenuta served as interim coach at Roady's Humanitarian Bowl



## PAUL JOHNSON

**2008-2018**
**11 seasons**
**Record:** 82-60 (.578)

**2008** (H: 6-1, A: 3-2, N: 0-1) **9-4, 5-3** (1st, Coastal)

### CHICK-FIL-A BOWL

**Captains:** Andrew Gardner, Michael Johnson, Darryl Richard

DATE	GT	OPP	OPPONENT	W/L	SCORE	ATT	REC
A 28	-	-	Jacksonville State THU	W	41-14	45,706	1-0
S 6	-	-	at Boston College*	W	19-16	40,106	2-0
S 13	-	-	at Virginia Tech*	L	17-20	66,233	2-1
S 20	-	-	Mississippi State	W	38-7	48,402	3-1
O 4	-	-	Duke*	W	27-0	46,104	4-1
O 11	-	-	Gardner-Webb	W	10-7	41,929	5-1
O 18	-	-	at Clemson*	W	21-17	81,500	6-1
O 25	21/21	-	Virginia* (HC)	L	17-24	47,416	6-2
N 1	-	16/16	Florida State*	W	31-28	53,528	7-2
N 8	22/20	19/19	at North Carolina*	L	7-28	59,000	7-3
N 20	-	23/rv	Miami* THU	W	41-23	49,335	8-3
N 29	18/23	13/13	at Georgia	W	45-42	92,746	9-3

### CHICK-FIL-A BOWL (Atlanta, Ga.)

D 31	14/15	-	vs. LSU	L	3-38	71,423	9-4
------	-------	---	---------	---	------	--------	-----

**FINAL RANKING:** 22nd (AP)

**2009** (H: 5-1, A: 5-1, N: 1-1) **11-3, 7-1** (1st, Coastal)

### ACC COASTAL CHAMPIONS, ORANGE BOWL

**Captains:** Morgan Burnett, Derrick Morgan, Joshua Nesbitt

DATE	GT	OPP	OPPONENT	W/L	SCORE	ATT	REC
S 5	15/15	-	Jacksonville State	W	37-17	46,131	1-0
S 10	15/13	-	Clemson* THU	W	30-27	52,029	2-0
S 17	14/13	22/20	at Miami* THU	L	17-33	45,329	2-1
S 26	-	22/18	North Carolina*	W	24-7	50,114	3-1
O 3	25/rv	-	at Mississippi State	W	42-31	50,035	4-1
O 10	22/23	-	at Florida State*	W	49-44	76,292	5-1
O 17	19/20	4/4	Virginia Tech* (HC)	W	28-23	54,405	6-1
O 24	11/13	-	at Virginia*	W	34-9	43,016	7-1
O 31	11/11	-	at Vanderbilt	W	56-31	30,262	8-1
N 7	10/11	-	Wake Forest*	WOT	30-27	51,415	9-1
N 14	7/7	-	at Duke*	W	49-10	5,899	10-1
N 28	7/7	-	Georgia	L	24-30	55,407	10-2

### ACC CHAMPIONSHIP GAME (Tampa, Fla.)

D 5#	12/12	25/rv	vs. Clemson	W	39-34	57,227	11-2
------	-------	-------	-------------	---	-------	--------	------

### FEDEX ORANGE BOWL (Miami Gardens, Fla.)

J 5	9/10	10/11	vs. Iowa	L	14-24	66,131	11-3
-----	------	-------	----------	---	-------	--------	------

**FINAL RANKING:** 13th (AP), 13th (USA TODAY)

#ACC Championship later vacated

**2010**

 (H: 4-2, A: 2-4, N: 0-1) **6-7, 4-4** (t3rd, Coastal)

### INDEPENDENCE BOWL

**Captains:** Brad Jefferson, Joshua Nesbitt

DATE	GT	OPP	OPPONENT	W/L	SCORE	ATT	REC
S 4	16/17	-	South Carolina State	W	41-10	51,668	1-0
S 11	15/17	-	at Kansas	L	25-28	46,907	1-1
S 18	-	-	at North Carolina*	W	30-24	58,500	2-1
S 25	-	-	NC State*	L	28-45	48,825	2-2
O 2	-	-	at Wake Forest*	W	24-20	30,263	3-2
O 9	-	-	Virginia* (HC)	W	33-21	48,016	4-2
O 16	-	-	Middle Tennessee	W	42-14	40,652	5-2
O 23	-	-	at Clemson*	L	13-27	77,000	5-3
N 4	-	20/20	at Virginia Tech* THU	L	21-28	66,233	5-4
N 13	-	-	Miami*	L	10-35	47,425	5-5
N 20	-	-	Duke*	W	30-20	42,110	6-5
N 27	-	-	at Georgia	L	34-42	92,746	6-6

### ADVOCARE V100 INDEPENDENCE BOWL (Shreveport, La.)

D 27	-	-	Air Force	L	7-14	39,362	6-7
------	---	---	-----------	---	------	--------	-----

**2011**

 (H: 5-2, A: 3-2, N: 0-1) **8-5, 5-3** (t2nd, Coastal)

### SUN BOWL

**Captains:** Julian Burnett, Roddy Jones, Steven Sylvester

DATE	GT	OPP	OPPONENT	W/L	SCORE	ATT	REC
S 1	-	-	Western Carolina (THU)	W	63-21	42,132	1-0
S 10	-	-	at Middle Tennessee	W	49-21	30,502	2-0
S 17	-	-	Kansas	W	66-24	42,025	3-0
S 24	25/24	rv/25	North Carolina*	W	35-28	46,849	4-0
O 1	21/21	-	at NC State*	W	45-35	55,811	5-0
O 8	13/13	-	Maryland*	W	21-16	45,905	6-0
O 15	12/12	-	at Virginia*	L	21-24	47,692	6-1
O 22	20/19	-	at Miami*	L	7-24	43,716	6-2
O 29	-	6/6	Clemson* (HC)	W	31-17	55,646	7-2
N 10	20/19	10/9	Virginia Tech* THU	L	26-37	50,140	7-3
N 19	rv/23	-	at Duke*	W	38-31	18,747	8-3
N 26	25/21	13/14	Georgia	L	17-31	54,925	8-4

### HYUNDAI SUN BOWL (El Paso, Texas)

D 31	-	-	vs. Utah	L	OT 27-30	48,123	8-5
------	---	---	----------	---	----------	--------	-----

**2012**

 (H: 4-3, A: 2-3, N: 1-1) **7-7, 5-3** (1st, Coastal)

### ACC COASTAL CHAMPIONS, SUN BOWL CHAMPIONS

**Captains:** Izaan Cross, Omoregie Uzzi, Tevin Washington

DATE	GT	OPP	OPPONENT	W/L	SCORE	ATT	REC
S 3	rv/rv	16/20	at Virginia Tech* MON	L	OT 17-20	65,632	0-1
S 8	rv/rv	-	Presbyterian	W	59-3	41,678	1-1
S 15	rv/rv	-/rv	Virginia*	W	56-20	44,225	2-1
S 22	-	-	Miami*	L	OT 36-42	50,390	2-2
S 29	-	-	Middle Tennessee	L	28-49	39,270	2-3
O 6	-	15/15	at Clemson*	L	31-47	82,873	2-4
O 20	-	-	Boston College*	W	37-17	40,112	3-4
O 27	-	-	BYU (HC)	L	17-41	50,103	3-5
N 3	-	-	at Maryland*	W	33-13	33,471	4-5
N 10	-	-	at North Carolina*	W	68-50	50,000	5-5
N 17	-	-	Duke*	W	42-24	41,904	6-5
N 24	-	3/3	at Georgia	L	10-42	92,746	6-6

### ACC CHAMPIONSHIP GAME (Charlotte, N.C.)

D 1	-	13/12	vs. Florida State	L	15-21	64,778	6-7
-----	---	-------	-------------------	---	-------	--------	-----

### HYUNDAI SUN BOWL (El Paso, Texas)

D 31	-	rv/rv	vs. USC	W	21-7	47,922	7-7
------	---	-------	---------	---	------	--------	-----

**2013** (H: 5-2, A: 2-3, N: 0-1) **7-6, 5-3** (2nd, Coastal)**MUSIC CITY BOWL****Captains:** Jeremiah Attaochu, David Sims, Jemea Thomas

DATE	GT	OPP	OPPONENT	W/L	SCORE	ATT	REC
A 31	rv/rv	-	Elon	W	70-0	45,759	1-0
S 14	rv/rv	-	at Duke*	W	38-14	21,267	2-0
S 21	rv/rv	-	North Carolina*	W	28-20	49,445	3-0
S 26	-	-	Virginia Tech* (THU)	L	10-17	50,214	3-1
O 5	-	14/14	at Miami*	L	30-45	47,008	3-2
O 12	-	-	at BYU	L	20-38	60,320	3-3
O 19	-	-	Syracuse*	W	56-0	45,704	4-3
O 26	-	-	at Virginia*	W	35-25	41,930	5-3
N 2	-	-	Pittsburgh* (HC)	W	21-10	52,312	6-3
N 14	-	8/4	at Clemson*	L	31-55	76,973	6-4
N 23	-	-	Alabama A&M	W	66-7	45,194	7-4
N 30	-	rv/rv	Georgia	L20T34-41	54,914	7-5	

**MUSIC CITY BOWL** (Nashville, Tenn.)

D 30	-	-	vs. Ole Miss	L	17-25	52,125	7-6
------	---	---	--------------	---	-------	--------	-----

**2014** (H: 5-1, A: 5-1, N: 1-1) **11-3, 6-2** (1st, Coastal)**ACC COASTAL CHAMPIONS, ORANGE BOWL CHAMPIONS****Captains:** Shaquille Mason, Quayshawn Nealy, Justin Thomas

DATE	GT	OPP	OPPONENT	W/L	SCORE	ATT	REC
A 30	-	-	Wofford	W	38-19	45,403	1-0
S 6	-	-	at Tulane	W	38-21	30,000	2-0
S 13	-	-	Georgia Southern	W	42-38	53,173	3-0
S 20	-	-	at Virginia Tech*	W	27-24	62,318	4-0
O 4	-	-	Miami*	W	28-17	52,221	5-0
O 11	22/23	-	Duke*	L	25-31	44,281	5-1
O 18	-	-	at North Carolina*	L	43-48	53,000	5-2
O 25	-	-	at Pittsburgh*	W	56-28	44,734	6-2
N 1	-	-	Virginia* (HC)	W	35-10	46,657	7-2
N 8	rv/rv	-	at NC State*	W	58-23	54,653	8-2
N 15	24/23	18/17	Clemson* (THU)	W	28-6	49,378	9-2
N 29	17/16	9/10	at Georgia	WOT	30-24	92,746	10-2

**ACC CHAMPIONSHIP GAME** (Charlotte, N.C.)

D 6	12/12	2/2	vs. Florida State	L	35-37	64,808	10-3
-----	-------	-----	-------------------	---	-------	--------	------

**CAPITAL ONE ORANGE BOWL** (Miami Gardens, Fla.)

D 31	10/9	8/8	vs. Mississippi State	W	49-34	58,211	11-3
------	------	-----	-----------------------	---	-------	--------	------

**FINAL RANKING:** 8th (AP), 7th (Coaches)**2015** (H: 3-4, A: 0-5) **3-9, 1-7** (7th, Coastal)**Captains:** Justin Thomas, D.J. White, Adam Gotsis

DATE	GT	OPP	OPPONENT	W/L	SCORE	ATT	REC
S 3	16/17	-	Alcorn State	W	69-6	49,196	1-0
S 12	15/16	-	Tulane	W	65-10	50,435	2-0
S 19	14/16	8/10	at Notre Dame	L	22-30	80,795	2-1
S 26	20/20	-	at Duke*	L	20-34	20,101	2-2
O 3	-/rv	-	North Carolina*	L	31-38	50,585	2-3
O 10	-	6/6	at Clemson*	L	24-43	80,983	2-4
O 17	-	-	Pittsburgh*	L	28-31	46,208	2-5
O 24	-	9/9	Florida State* (HC)	W	22-16	55,000	3-5
O 31	-	-	at Virginia*	L	21-27	32,308	3-6
N 12	-	-	Virginia Tech* (THU)	L	21-23	48,522	3-7
N 21	-	-	at Miami*	L	21-38	51,355	3-8
N 28	-	rv/rv	Georgia	L	7-13	55,000	3-9

\*Preseason poll

**2016** (H: 5-2, A: 2-2, N: 2-0) **9-4, 4-4** (5th, Coastal)**TAXSLAYER BOWL CHAMPIONS****Captains:** Justin Thomas, Patrick Gamble, Harrison Butker

DATE	GT	OPP	OPPONENT	W/L	SCORE	ATT	REC
S 3	-	-	Boston College*^	W	17-14	40,562	1-0
S 10	-	-	Mercer	W	35-10	49,992	2-0
S 17	-	-	Vanderbilt	W	38-7	41,916	3-0
S 22	rv/rv	5/3	Clemson* THU	L	7-26	53,932	3-1
O 1	-	14/14	Miami*	L	21-35	53,047	3-2
O 8	-	-	at Pittsburgh*	L	34-37	47,425	3-3
O 15	-	-	Georgia Southern	W	35-24	47,609	4-3
O 29	-	-	Duke* (HC)	W	38-35	43,886	5-3
N 5	-	18/17	at North Carolina*	L	20-48	58,000	5-4
N 12	-	18/22	at Virginia Tech*	W	30-20	65,632	6-4
N 19	-	-	Virginia*	W	31-17	42,136	7-4
N 26	-	-	at Georgia	W	28-27	92,746	8-4

**TAXSLAYER BOWL** (Jacksonville, Fla.)

D 31	-	-	vs. Kentucky	W	33-18	43,102	9-4
------	---	---	--------------	---	-------	--------	-----

**2017** (H: 5-1, A: 0-4, N: 0-1) **5-6, 4-4** (3rd, Coastal)**Captains:** TaQuon Marshall, KeShun Freehman, Lawrence Austin

DATE	GT	OPP	OPPONENT	W/L	SCORE	ATT	REC
S 4	-	25/24	vs. Tennessee <sup>1</sup> MON	L20T	41-42	75,107	0-1
S 9	-	-	Jacksonville State	W	37-10	50,161	1-1
S 16	-	-	at UCF	---	Cancelled	----	
S 23	-	-	Pittsburgh*	W	35-17	40,211	2-1
S 30	-	-	North Carolina*	W	33-7	42,805	3-1
O 14	-	11/10	at Miami*	L	24-25	55,799	3-2
O 21	-	-	Wake Forest* (HC)	W	38-24	45,224	4-2
O 28	-	7/7	at Clemson*	L	10-24	80,346	4-3
N 4	-	-	at Virginia*	L	36-40	38,448	4-4
N 11	-	17/17	Virginia Tech*	W	28-22	47,909	5-4
N 18	-	-	at Duke*	L	20-43	20,141	5-5
N 25	-	7/7	Georgia	L	7-38	55,000	5-6

1 – Chick-fil-A Kickoff Game (Mercedes-Benz Stadium - Atlanta, Ga.)

**2018** (H: 4-2, A: 3-3, N: 0-1) **7-6, 5-3** (2nd, Coastal)**Captains:** TaQuon Marshall, Brant Mitchell

DATE	GT	OPP	OPPONENT	W/L	SCORE	ATT	REC
S 1	-	-	Alcorn State	W	41-0	39,719	1-0
S 8	-	-	at USF	L	38-49	34,182	1-1
S 15	-	-	at Pittsburgh*	L	19-24	34,284	1-2
S 22	-	3/2	Clemson*	L	21-49	50,595	1-3
S 29	-	-	Bowling Green	W	63-17	40,740	2-3
O 5	-	-	at Louisville* (FR)	W	66-31	51,658	3-3
O 13	-	-	Duke* (HC)	L	14-28	41,709	3-4
O 25	-	-	at Virginia Tech* (THU)	W	49-28	65,632	4-4
N 3	-	-	at North Carolina*	W	38-28	40,782	5-4
N 10	-	-	Miami*	W	27-21	48,217	6-4
N 17	-	-	Virginia*	WOT	30-27	37,543	7-4
N 24	-	5	Georgia	L	21-45	92,746	7-5

**QUICK LANE BOWL** (Detroit, Mich.)

D 26	-	-	vs. Minnesota (WED)	L	10-34	27,228	7-6
------	---	---	---------------------	---	-------	--------	-----

**KEY**

\* – Conference game

MON – Monday

TUE – Tuesday

WED – Wednesday

THU – Thursday

FR – Friday

HC – Homecoming

T – Thanksgiving

OPPONENT	OVERALL	H	A	N	STRK	—LAST MEETING— RESULT DATE
Air Force	3-1	2-0	1-0	0-1	L1	L, 7-14 2010
Alabama	21-28-3	15-15-3	6-13	0-0	W1	W, 16-6 1984
Alabama A&M	1-0	1-0	0-0	0-0	W1	W, 66-7 2013
Alcorn State	2-0	2-0	0-0	0-0	W2	W, 41-0 2018
Arizona	0-2	0-1	0-1	0-0	L2	L, 19-20 1995
Arkansas	1-1	0-0	0-0	1-1	L1	L, 7-14 1960
Army	3-1	3-1	0-0	0-0	W2	W, 34-10 2007
Auburn	41-47-4	35-37-4	6-10	0-0	W2	W, 23-14 2005
Baylor	3-1	2-0	0-1	1-0	W1	W, 37-27 1993
Boston College	7-2	3-2	3-0	1-0	W3	W, 17-14 2016
Bowling Green	1-0	1-0	0-0	0-0	W1	W, 63-17 2018
BYU	1-3	1-1	0-2	0-0	L3	L, 20-38 2013
California	3-4	2-2	0-2	1-0	L1	L, 22-34 1978
Chattanooga	8-0	8-0	0-0	0-0	W8	W, 44-9 1990
<b>THE CITADEL</b>	<b>10-0</b>	<b>8-0</b>	<b>2-0</b>	<b>0-0</b>	<b>W10</b>	<b>W, 35-7 2001</b>
<b>CLEMSON</b>	<b>50-31-2</b>	<b>44-15-2</b>	<b>6-14</b>	<b>0-2</b>	<b>L4</b>	<b>L, 21-49 2018</b>
Connecticut	3-0	2-0	1-0	0-0	W3	W, 28-13 2005
Davidson	12-2	12-2	0-0	0-0	W12	W, 53-0 1953
<b>DUKE</b>	<b>51-34-1</b>	<b>29-14-1</b>	<b>22-20</b>	<b>0-0</b>	<b>L2</b>	<b>L, 14-28 2018</b>
Elon	1-0	1-0	0-0	0-0	W1	W, 70-0 2013
Florida	24-9-6	15-4-4	9-4-2	0-1	L2	L, 6-27 1981
Florida State	12-14-1	11-6-1	1-6	0-2	W1	W, 22-16 2015
Fresno State	0-2	0-0	0-0	0-2	L2	L, 28-40 2007
Furman	10-1-3	10-1-1	0-0-2	0-0	W3	W, 51-7 1995
Gardner-Webb	1-0	1-0	0-0	0-0	W1	W, 10-7 2008
Georgetown	5-0	5-0	0-0	0-0	W5	W, 20-10 1923
<b>GEORGIA</b>	<b>41-67-5</b>	<b>26-36-4</b>	<b>15-31-1</b>	<b>0-0</b>	<b>L2</b>	<b>L, 34-10 2018</b>
Georgia Southern	2-0	2-0	0-0	0-0	W2	W, 35-24 2016
Indiana State	1-0	1-0	0-0	0-0	W1	W, 38-0 1987
Iowa	0-1	0-0	0-0	0-1	L1	L, 14-24 2010
Iowa State	1-0	0-0	0-0	1-0	W1	W, 31-30 1972
Jacksonville State	3-0	3-0	0-0	0-0	W3	W, 37-10 2017
Kansas	2-1	1-0	0-1	1-0	W1	W, 66-24 2011
Kentucky	12-7-1	7-3-1	4-4	1-0	W3	W, 33-18 2016
Louisville	1-0	0-0	1-0	0-0	W1	W, 66-31 2018
LSU	12-7	7-2	5-3	0-2	L5	L, 3-38 2008
Maryland	15-6	9-1	6-5	0-0	W2	W, 33-13 2012
Memphis	2-1	1-1	1-0	0-0	W1	W, 24-20 1982
Mercer	14-1-1	11-0-1	3-1	0-0	W12	W, 35-10 2016
<b>MIAMI (FLA.)</b>	<b>12-12</b>	<b>10-5</b>	<b>2-6</b>	<b>0-1</b>	<b>W1</b>	<b>W, 27-21 2018</b>
Minnesota	0-1	0-0	0-0	0-1	L1	L, 10-34 2018
Michigan	0-1	0-0	0-1	0-0	L1	L, 2-9 1934
Michigan State	3-0	1-0	1-0	1-0	W3	W, 17-14 1985
Middle Tennessee	2-1	1-1	1-0	0-0	L1	L, 28-49 2012
Mississippi	2-2	1-0	0-0	1-2	L2	L, 17-25 2013
Mississippi State	5-0	3-0	1-0	1-0	W5	W, 49-34 2014
Missouri	1-1	0-0	0-0	1-1	L1	L, 10-14 1962
Navy	16-9	10-4	3-3	3-2	W3	W, 70-7 2001
Nebraska	1-0	0-0	0-0	1-0	W1	W, 45-21 1991
New Mexico State	1-0	1-0	0-0	0-0	W1	W, 42-7 1998
<b>NORTH CAROLINA</b>	<b>30-21-3</b>	<b>19-8</b>	<b>11-13-3</b>	<b>0-0</b>	<b>W2</b>	<b>W, 38-28 2018</b>
<b>NC STATE</b>	<b>19-10</b>	<b>10-4</b>	<b>9-6</b>	<b>0-0</b>	<b>W2</b>	<b>W, 56-23 2014</b>



OPPONENT	OVERALL	H	A	N	STRK	—LAST MEETING— RESULT	DATE
Notre Dame	6-28-1	2-12-1	3-16	1-0	L1	L, 22-30	2015
Penn	1-2	1-0	0-2	0-0	L2	L, 12-13	1931
Penn State	3-4	2-0	0-1	1-3	L1	L, 22-34	1991
<b>PITTSBURGH</b>	<b>5-8</b>	<b>2-3</b>	<b>1-5</b>	<b>2-0</b>	<b>L2</b>	<b>L, 19-24</b>	<b>2018</b>
Presbyterian	4-0	4-0	0-0	0-0	W4	W, 59-3	2012
Purdue	0-1	0-0	0-0	0-1	L1	L, 21-41	1978
Rice	2-0-1	1-0-1	1-0	0-0	T1	T, 36-36	1972
Rutgers	1-0	1-0	0-0	0-0	W1	W, 48-14	1921
Samford	8-0	6-0	2-0	0-0	W8	W, 69-14	2007
South Carolina	11-10	8-3	3-7	0-0	L1	L, 14-23	1991
South Carolina State	1-0	1-0	0-0	0-0	W1	W, 41-10	2010
Southern California	2-2	0-1	1-1	1-0	W1	W, 21-7	2012
SMU	8-2-1	5-0-1	3-2	0-0	W2	W, 24-21	1969
Stanford	2-0	0-0	0-0	2-0	W2	W, 24-14	2001
Syracuse	3-0	1-0	0-0	2-0	W3	W, 56-0	2013
<b>TEMPLE</b>	<b>---</b>	<b>---</b>	<b>FIRST MEETING</b>	<b>---</b>			
Tennessee	17-25-2	13-11-1	4-13-1	0-1	L2	L, 41-42 (2ot)	2017
Texas	0-1	0-0	0-0	0-1	L1	L, 7-14	1943
Texas A&M	1-1	1-1	0-0	0-0	W1	W, 38-3	1966
TCU	2-0	2-0	0-0	0-0	W2	W, 17-7	1968
Texas Tech	2-0	0-0	0-0	2-0	W2	W, 17-9	1970
Troy	1-0	1-0	0-0	0-0	W1	W, 35-20	2006
Tulane	37-13	21-4	16-9	0-0	W3	W, 65-10	2015
Tulsa	2-1	0-0	0-0	2-1	W1	W, 52-10	2004
UCF	3-0	3-0	0-0	0-0	W3	W, 21-17	2000
<b>USF</b>	<b>0-1</b>	<b>0-0</b>	<b>1-0</b>	<b>0-0</b>	<b>L1</b>	<b>L, 38-49</b>	<b>2018</b>
Utah	0-2	0-0	0-0	0-2	L2	L, 27-30 (ot)	2011
Vanderbilt	20-15-3	13-11	7-4-3	0-0	W6	W, 38-7	2016
<b>VIRGINIA</b>	<b>21-19-1</b>	<b>17-7</b>	<b>4-12-1</b>	<b>0-0</b>	<b>W1</b>	<b>W, 30-27(ot)</b>	<b>2018</b>
VMI	14-1	14-1	0-0	0-0	W5	W, 34-7	1988
<b>VIRGINIA TECH</b>	<b>7-9</b>	<b>3-5</b>	<b>4-4</b>	<b>0-0</b>	<b>W3</b>	<b>W, 49-28</b>	<b>2018</b>
Wake Forest	23-8	14-4	9-3	0-1	W3	W, 38-24	2017
Western Carolina	5-0	5-0	0-0	0-0	W5	W, 63-21	2011
West Virginia	2-1	0-0	0-0	2-1	L1	L, 35-38	2007
William & Mary	1-0	1-0	0-0	0-0	W1	W, 33-7	1979
Wofford	2-0	1-0	0-0	1-0	W2	W, 38-19	2014

2019 opponents in **BOLD CAPS**





## AIR FORCE

### GEORGIA TECH LEADS 3-1

DATE	GT	OPP	RESULT
10/1/1977	-	- h	W 30-3
11/11/1978	-	- a	W 42-21
11/10/1979	-	- h	W 21-0
12/27/2010	-	- n <sup>1</sup>	L 7-14

n1 - Independence Bowl (Shreveport, La.)

### SERIES

Home: 2-0, Away: 1-0, Neutral: 0-1

## ALABAMA

### ALABAMA LEADS 28-21-3

DATE	GT	OPP	RESULT
11/27/1902 (TH)	-	- a <sup>1</sup>	L 0-26
10/21/1905	-	- h	W 12-5
10/24/1908	-	- h	W 11-6
10/22/1910	-	- a	W 36-0
10/29/1911	-	- h	T 0-0
10/12/1912	-	- h	W 20-3
10/17/1914	-	- a <sup>1</sup>	L 0-13
11/6/1915	-	- h	W 21-7
11/11/1916	-	- h	W 13-0
10/14/1922	-	- h	W 33-7
11/3/1923	-	- h	T 0-0
11/25/1924	-	- h	L 0-14
10/24/1925	-	- h	L 0-7
10/16/1926	-	- h	L 0-21
10/15/1927	-	- h	W 13-0
11/17/1928	-	- h	W 33-13
11/16/1929	-	- h	L 0-20
11/12/1932	-	- h	W 6-0
11/18/1933	-	- h	L 9-12
11/17/1934	-	- h	L 0-40
11/16/1935	-	- a <sup>1</sup>	L 7-38
11/14/1936	-	- 4 h	L 16-20
11/13/1937	-	- 3 a <sup>1</sup>	L 0-7
11/12/1938	-	- 16 h	T 14-14
11/18/1939	-	- a <sup>1</sup>	W 6-0
11/16/1940	-	- 14 h	L 13-14
11/15/1941	-	- 9 a <sup>1</sup>	L 0-20
11/14/1942	2	5 h	W 7-0
11/15/1947	6	14 a <sup>1</sup>	L 7-14
11/13/1948	11	- h	L 12-14
11/12/1949	-	- a <sup>1</sup>	L 7-20
11/18/1950	-	- h	L 19-54
11/17/1951	7	- a <sup>1</sup>	W 27-7
11/15/1952	2	12 h	W 7-3
11/14/1953	5	- a <sup>1</sup>	L 6-13
11/13/1954	-	- h	W 20-0
11/12/1955	11	- a <sup>1</sup>	W 26-2
11/17/1956	4	- h	W 27-0
11/16/1957	-	- a <sup>1</sup>	W 10-7
11/15/1958	20	- h	L 8-17
11/14/1959	15	- a <sup>1</sup>	L 7-9
11/12/1960	-	- h	L 15-16
11/18/1961	-	- 2 a <sup>1</sup>	L 0-10
11/17/1962	-	- 1 h	W 7-6
11/16/1963	-	- 7 a <sup>1</sup>	L 11-27
11/14/1964	10	2 h	L 7-24
9/8/1979	-	- 2 h	L 6-30
9/6/1980	-	- 2 a <sup>1</sup>	L 3-26

9/12/1981	-	- 4 a <sup>1</sup>	W 24-21
9/11/1982	-	- 4 h	L 7-45
9/10/1983	-	- 14 a <sup>1</sup>	L 7-20
9/15/1984	-	- 19 h	W 16-6

1 - Birmingham, Ala. (Legion Field since 1927)

### SERIES

Home: 15-15-3, Away: 6-13, Neutral: 0-0

## ALABAMA A&M

### GEORGIA TECH LEADS 1-0

DATE	GT	OPP	RESULT
11/23/2013	-	- h	W 66-7

### SERIES

Home: 1-0, Away: 0-0, Neutral: 0-0

## ALCORN STATE

### GEORGIA TECH LEADS 2-0

DATE	GT	OPP	RESULT
9/3/2015	16/17	- h	W 69-6
9/1/2018	-	- h	W 41-0

### SERIES

Home: 2-0, Away: 0-0, Neutral: 0-0

## ARIZONA

### ARIZONA LEADS 2-0

DATE	GT	OPP	RESULT
9/1/1994 (TH)	-	- 7/8 h	L 14-19
9/7/1995 (TH)	-	- 17/15 a	L 19-20

### SERIES

Home: 0-1, Away: 0-1, Neutral: 0-0

## ARKANSAS

### SERIES TIED 1-1

DATE	GT	OPP	RESULT
1/1/1955	-	- 10 n <sup>1</sup>	W 14-6
1/2/1960	-	- 9 n <sup>2</sup>	L 7-14

1 - Cotton Bowl (Dallas, Texas)  
2 - Gator Bowl (Jacksonville, Fla.)

### SERIES

Home: 0-0, Away: 0-0, Neutral: 1-1

## ARMY

### GEORGIA TECH LEADS 3-1

DATE	GT	OPP	RESULT
11/8/1952	-	- h	W 45-6
9/25/1971	-	- h	L 13-16
10/26/1973	-	- h	W 14-10
10/20/2007	-	- h	W 34-10

### SERIES

Home: 3-1, Away: 0-0, Neutral: 0-0

## AUBURN

### AUBURN LEADS 47-41-4

DATE	GT	OPP	RESULT
11/25/1892	-	- h	L 0-26
12/7/1893	-	- h	T 0-0
11/17/1894	-	- h	L 0-94
11/7/1896	-	- a	L 0-45
11/5/1898	-	- a	L 6-29
10/14/1899	-	- a	L 0-63
10/11/1902	-	- h	L 6-18
11/14/1903	-	- h	L 5-10
10/29/1904	-	- a	L 0-12
11/3/1906	-	- h	W 11-0
10/26/1907	-	- h	L 6-12
11/7/1908	-	- h	L 0-44
11/6/1909	-	- h	L 0-9
11/5/1910	-	- h	L 0-16
11/4/1911	-	- h	L 6-11
11/2/1912	-	- h	L 7-27
11/8/1913	-	- h	L 0-20
11/7/1914	-	- h	L 0-14
11/25/1915 (TH)	-	- h	W 7-0
11/30/1916 (TH)	-	- h	W 33-7
11/29/1917 (TH)	-	- h	W 68-7
11/28/1918 (TH)	-	- h	W 41-0
11/27/1919 (TH)	-	- h	L 7-14
11/25/1920 (TH)	-	- h	W 34-0
11/24/1921 (TH)	-	- h	W 14-0
11/30/1922 (TH)	-	- h	W 14-6
11/29/1923 (TH)	-	- h	T 0-0
11/27/1924 (TH)	-	- h	W 7-0
11/26/1925 (TH)	-	- h	T 7-7
11/25/1926 (TH)	-	- h	W 20-7
11/24/1927 (TH)	-	- h	W 18-0
11/29/1928 (TH)	-	- h	W 51-0
11/28/1929 (TH)	-	- h	W 19-6
10/18/1930	-	- h	W 14-12
10/17/1931	-	- h	L 0-13
10/15/1932	-	- h	L 0-6
10/14/1933	-	- h	W 16-6
11/10/1934	-	- h	L 6-18
11/9/1935	-	- h	L 7-33
11/7/1936	-	- 20 h	L 12-13
10/23/1937	-	- 20 h	L 0-21
10/22/1938	-	- h	W 7-6
10/28/1939	-	- h	W 7-6
10/26/1940	-	- h	L 7-16
10/25/1941	-	- h	W 28-14
9/26/1942	6	4 h	W 15-0
10/14/1944	10	- h	W 27-0
10/27/1945	-	- h	W 20-7
10/26/1946	15	- h	W 27-6
10/18/1947	5	- h	W 27-7
10/16/1948	7	- h	W 27-0
10/15/1949	-	- h	W 35-21
10/21/1950	-	- h	W 20-0
10/20/1951	5	- h	W 27-7
10/18/1952	4	- h	W 33-0
10/17/1953	6	19 h	W 36-6
10/16/1954	19	- h	W 14-7
10/15/1955	5	17 h	L 12-14
10/20/1956	3	- h	W 28-7
10/19/1957	-	- 9 h	L 0-3
10/18/1958	-	- 2 h	T 7-7



10/17/1959	4	11	h	L	6-7
10/15/1960	19	—	a <sup>1</sup>	L	7-9
10/21/1961	8	—	h	W	7-6
10/20/1962	—	—	a <sup>1</sup>	L	14-17
10/19/1963	8	—	h	L	21-29
10/17/1964	—	—	a <sup>1</sup>	W	7-3
10/16/1965	—	—	h	W	23-14
10/15/1966	7	—	a <sup>1</sup>	W	17-3
10/21/1967	—	—	h	L	10-28
10/19/1968	—	—	a <sup>1</sup>	W	21-20
10/18/1969	—	15	h	L	14-17
10/17/1970	16	8	a	L	7-31
10/16/1971	—	5	h	L	14-31
10/21/1972	—	14	h	L	14-24
10/20/1973	—	—	h	L	10-24
10/19/1974	—	5	a	L	22-31
10/18/1975	—	—	h	L	27-31
10/16/1976	—	—	a	W	28-10
10/15/1977	—	—	h	W	38-21
10/21/1978	—	—	a	W	24-10
10/20/1979	—	14	h	L	14-38
10/18/1980	—	—	h	L	14-17
10/17/1981	—	—	h	L	7-31
10/16/1982	—	—	h	L	0-24
10/15/1983	—	5	h	L	13-31
10/20/1984	—	13	a	L	34-48
10/19/1985	—	8	h	L	14-17
10/18/1986	—	7	a	L	10-31
10/17/1987	—	5	h	L	10-20
9/6/2003	—	17/19	h	W	17-3
9/3/2005	—	16/15	a	W	23-14

1 — Birmingham, Ala. (Legion Field)

**SERIES**

Home: 35-37-4, Away: 6-10, Neutral: 0-0

**BAYLOR****GEORGIA TECH LEADS 3-1**

DATE	GT	OPP		RESULT
1/1/1952	5	9	n <sup>1</sup>	W 17-14
9/27/1969	—	—	h	W 17-10
11/7/1992	—	—	a	L 27-31
11/6/1993	—	—	h	W 37-27

1 — Orange Bowl (Miami, Fla.)

**SERIES**

Home: 2-0, Away: 0-1, Neutral: 1-0

**BOSTON COLLEGE****GEORGIA TECH LEADS 7-2**

DATE	GT	OPP		RESULT
11/11/1972	—	—	h	W 42-10
11/25/1989	—	—	h	W 13-12
9/14/1991	17/18	—	a	W 30-14
10/4/1997	—	—	a	W 42-14
9/5/1998	—	—	h	L 31-41
9/15/2007	15/15	21/19	h	L 10-24
9/6/2008	—	—	a	W 19-16
10/20/2012	—	—	h	W 37-17
9/3/2016	—	—	n	W 17-14

**SERIES**

Home: 3-2, Away: 3-0, Neutral: 1-0

**BOWLING GREEN****GEORGIA TECH LEADS 1-0**

DATE	GT	OPP		RESULT
9/29/2018	—	—	h	W 63-17

**SERIES**

Home: 1-0, Away: 0-0, Neutral: 0-0

**BYU****BYU LEADS 3-1**

DATE	GT	OPP		RESULT
9/21/2002	—	—	h	W 28-19
8/28/2003 (TH)	—	—	a	L 13-24
10/27/2012	—	—	h	L 17-41
10/12/2013	—	—	a	L 20-38

**SERIES**

Home: 1-1, Away: 0-2, Neutral: 0-0

**CALIFORNIA****CALIFORNIA LEADS 4-3**

DATE	GT	OPP		RESULT
1/1/1929	—	—	n <sup>1</sup>	W 8-7
12/26/1931	—	—	h	L 6-21
12/17/1932	—	—	a	L 7-27
12/26/1936	—	—	h	W 13-7
12/26/1938	—	—	a	L 0-13
12/28/1940	—	—	h	W 13-0
9/16/1978	—	—	h	L 22-34

1 — Rose Bowl (Pasadena, Calif.)

**SERIES**

Home: 2-2, Away: 0-2, Neutral: 1-0

**CAMP GORDON****GEORGIA TECH LEADS 1-0**

DATE	GT	OPP		RESULT
10/26/1918	—	—	h	W 28-0

**SERIES**

Home: 1-0, Away: 0-0, Neutral: 0-0

**CARLISLE****GEORGIA TECH LEADS 1-0**

DATE	GT	OPP		RESULT
11/17/1917	—	—	h	W 98-0

**SERIES**

Home: 1-0, Away: 0-0, Neutral: 0-0

**CARNEGIE TECH****CARNEGIE TECH LEADS 2-0**

DATE	GT	OPP		RESULT
10/11/1930	—	—	a	L 0-31
10/10/1931	—	—	h	L 0-13

**SERIES**

Home: 0-1, Away: 0-1, Neutral: 0-0

**CENTRE****GEORGIA TECH LEADS 1-0**

DATE	GT	OPP		RESULT
10/30/1920	—	—	h	W 24-0

**SERIES**

Home: 1-0, Away: 0-0, Neutral: 0-0

**CHATTANOOGA****GEORGIA TECH LEADS 8-0**

DATE	GT	OPP		RESULT
10/13/1906	—	—	h	W 18-0
10/8/1910	—	—	h	W 18-0
10/11/1913	—	—	h	W 71-6
10/4/1941	—	—	h	W 20-0
10/10/1942	6	—	h	W 30-6
11/9/1985	—	—	h	W 35-7
9/10/1988	—	—	h	W 24-10
9/22/1990	—	—	h	W 44-9

**SERIES**

Home: 8-0, Away: 0-0, Neutral: 0-0

**THE CITADEL****GEORGIA TECH LEADS 10-0**

DATE	GT	OPP		RESULT
10/5/1912	—	—	a	W 20-16
10/4/1913	—	—	a	W 47-0
10/25/1947	7	—	h	W 38-0
11/20/1948	20	—	h	W 54-0
9/20/1952	3	—	h	W 54-6
9/30/1978	—	—	h	W 28-0
9/18/1982	—	—	h	W 36-7
9/22/1984	—	—	h	W 48-3
9/12/1987	—	—	h	W 51-12
9/1/2001	11/14	—	h	W 35-7

**SERIES**

Home: 8-0, Away: 2-0, Neutral: 0-0

**CLEMSON****GEORGIA TECH LEADS 50-31-2**

DATE	GT	OPP		RESULT
11/24/1898	—	—	n <sup>1</sup>	L 0-23
11/30/1899 (TH)	—	—	n <sup>2</sup>	L 5-41
10/18/1902	—	—	h	L 5-44
10/17/1903	—	—	h	L 0-73
11/5/1904	—	—	h	T 11-11
11/30/1905 (TH)	—	—	h	W 17-12
11/29/1906 (TH)	—	—	h	L 0-10
11/28/1907 (TH)	—	—	h	L 5-6
11/26/1908 (TH)	—	—	h	W 30-6
11/25/1909 (TH)	—	—	h	W 29-3
11/24/1910 (TH)	—	—	h	W 34-0
11/30/1911 (TH)	—	—	h	W 31-0
11/28/1912 (TH)	—	—	h	W 23-0
11/27/1913 (TH)	—	—	h	W 34-0
11/26/1914 (TH)	—	—	h	W 26-6
10/5/1918	—	—	h	W 28-0
10/11/1919	—	—	h	W 28-0



## SERIES HISTORY

11/6/1920	-	-	h	W	7-0
11/5/1921	-	-	h	W	48-7
11/4/1922	-	-	h	W	21-7
10/1/1932	-	-	h	W	32-14
9/30/1933	-	-	h	W	39-2
9/29/1934	-	-	h	W	12-7
10/31/1936	-	-	h	L	13-14
11/6/1937	-	-	h	W	7-0
11/20/1943	15	-	h	W	41-6
9/30/1944	10	-	h	W	51-0
11/24/1945	-	-	h	L	7-21
11/7/1953	6	-	h	W	20-7
11/8/1958	-	17	h	W	13-0
10/3/1959	7	6	h	W	16-6
9/22/1962	-	-	h	W	26-9
9/28/1963	-	-	h	W	27-0
10/3/1964	-	-	h	W	14-7
10/2/1965	-	-	h	W	38-6
10/1/1966	9	-	h	W	13-12
10/7/1967	-	-	h	W	10-0
10/5/1968	-	-	h	W	24-21
10/4/1969	-	-	h	L	10-21
10/3/1970	15	-	h	W	28-7
10/2/1971	-	-	h	W	24-14
10/7/1972	-	-	h	W	31-9
9/29/1973	-	-	h	W	29-21
9/28/1974	-	-	a	L	17-21
9/27/1975	-	-	h	W	33-28
9/25/1976	-	-	h	T	24-24
9/17/1977	-	-	h	L	14-31
9/24/1983	-	-	a	L	14-41
9/29/1984	18	13	h	W	28-21
9/28/1985	-	-	a	W	14-3
9/27/1986	-	-	h	L	3-27
9/26/1987	-	9	a	L	12-33
9/24/1988	-	12	h	L	13-30
10/14/1989	-	14	a	W	30-14
10/13/1990	18/15	15/14	h	W	21-19
9/28/1991	19/18	7/5	a	L	7-9
9/26/1992	-	16/14	h	W	20-16
9/25/1993	-	-	a	L	13-16
11/12/1994	-	-	a	L	10-20
10/28/1995	-	-	h	L	3-24
10/19/1996	22/24	-	a	L	25-28
9/27/1997	-	17/21	h	W	23-20
11/12/1998	(TH)22/23	-	a	W	24-21
11/13/1999	13/14	-	h	W	45-42
10/28/2000	-	5/4	a	W	31-28
9/29/2001	9/11	-25	h	LOT	44-47
9/14/2002	-	-	a	L	19-24
9/20/2003	-	-	h	L	3-39
9/11/2004	-	20/18	a	W	28-24
10/29/2005	-	-	h	W	10-9
10/21/2006	13/13	12/12	a	L	7-31
9/29/2007	-	13/13	h	W	13-3
10/18/2008	-	-	a	W	21-17
9/10/2009	(TH) 15/13	-	h	W	30-27
12/5/2009	12/12	25/rv	#n <sup>3</sup>	W	39-34
10/23/2010	-	-	a	L	13-27
10/29/2011	-	6/6	h	W	31-17
10/6/2012	-	16/20	a	L	31-47
11/14/2013	(TH) -	8/6	a	L	31-55
11/15/2014	24/23	18/17	h	W	28-6
10/10/2015	-	6/6	a	L	24-43
9/22/2016	(TH) rv/rv	5/3	h	L	7-26

10/28/2017	-	7/7	a	L	10-24
9/22/2018	-	3/2	h	L	21-49

1 – Augusta, Ga.  
2 – Greenville, S.C.  
3 – Tampa, Fla. (ACC Championship Game)  
#2009 ACC Championship vacated

## SERIES

Home: 44-15-2, Away: 6-14, Neutral: 0-2

## CONNECTICUT

## GEORGIA TECH LEADS 3-0

DATE	GT	OPP	RESULT
9/7/2002	-	-	a W 31-14
11/13/2004	-	-	h W 30-10
9/17/2005	16/18	-	h W 28-13

## SERIES

Home: 2-0, Away: 1-0, Neutral: 0-0

## CUMBERLAND

## GEORGIA TECH LEADS 3-0

DATE	GT	OPP	RESULT
11/24/1904	(TH) -	-	h W 18-0
10/28/1905	-	-	h W 18-0
10/7/1916	-	-	h W 222-0

## SERIES

Home: 3-0, Away: 0-0, Neutral: 0-0

## DAHLONEGA

## GEORGIA TECH LEADS 3-0

DATE	GT	OPP	RESULT
11/24/1905	-	-	h W 54-0
10/6/1906	-	-	h W 11-0
10/12/1907	-	-	h W 72-0

## SERIES

Home: 3-0, Away: 0-0, Neutral: 0-0

## DAVIDSON

## GEORGIA TECH LEADS 12-2

DATE	GT	OPP	RESULT
12/7/1900	-	-	h L 6-38
11/13/1902	-	-	h L 6-7
10/27/1906	-	-	h W 14-0
10/9/1915	-	-	h W 27-7
10/14/1916	-	-	h W 19-0
10/13/1917	-	-	h W 32-10
11/11/1919	-	-	h W 33-0
10/9/1920	-	-	h W 66-0
10/8/1921	-	-	h W 70-0
10/7/1922	-	-	h W 19-0
10/17/1942	6	-	h W 33-0
11/25/1950	-	-	h W 46-14
11/24/1951	7	-	h W 34-7
9/19/1953	3	-	h W 53-0

## SERIES

Home: 12-2, Away: 0-0, Neutral: 0-0

## 11TH CAVALRY

## GEORGIA TECH LEADS 2-0-1

DATE	GT	OPP	RESULT
9/30/1911	-	-	h W 22-5
9/28/1912	-	-	h T 0-0
10/19/1918	-	-	h W 119-0

## SERIES

Home: 2-0-1, Away: 0-0, Neutral: 0-0

## 5TH DIVISION

## GEORGIA TECH LEADS 1-0

DATE	GT	OPP	RESULT
9/20/1919	-	-	h W 48-0

## SERIES

Home: 1-0, Away: 0-0, Neutral: 0-0

## DUKE

## GEORGIA TECH LEADS 51-34-1

DATE	GT	OPP	RESULT
12/2/1933	-	-	h W 6-0
10/13/1934	-	-	a L 0-20
10/19/1935	-	-	h W 6-0
10/17/1936	-	-	a L 6-19
10/16/1937	-	10	h L 19-20
10/15/1938	-	9	a L 0-6
11/4/1939	-	12	h L 6-7
11/2/1940	-	18	a L 7-41
11/1/1941	-	4	h L 0-14
10/31/1942	5	-	a W 26-7
10/30/1943	-	18	h L 7-14
11/4/1944	5	-	a L 13-19
11/3/1945	-	18	h L 6-14
11/2/1946	16	19	a W 14-0
11/1/1947	6	9	h W 7-0
10/30/1948	6	-	a W 19-7
10/29/1949	-	-	h L 14-27
11/4/1950	-	-	a L 21-30
11/3/1951	5	-	h T 14-14
11/1/1952	4	6	a W 28-7
11/21/1953	12	15	h W 13-10
10/30/1954	-	16	a L 20-21
10/29/1955	12	17	h W 27-0
11/3/1956	2	-	a W 7-0
11/2/1957	-	7	h W 13-0
11/1/1958	-	-	a W 10-8
10/31/1959	9	-	h L 7-10
10/29/1960	-	15	a L 0-6
10/14/1961	-	-	h W 21-0
11/3/1962	-	-	a W 20-9
11/2/1963	-	-	h W 30-6
10/31/1964	8	-	a W 21-8
10/30/1965	6	-	h W 35-23
10/29/1966	-	-	a W 48-7
11/4/1967	-	-	h W 19-7
11/2/1968	-	-	a L 30-46
11/1/1969	-	-	h W 20-7
10/31/1970	-	-	a W 24-16
10/30/1971	-	-	h W 21-0
11/4/1972	-	-	a L 14-20



11/3/1973	-	-	h	W	12-10
11/2/1974	-	-	a	L	0-9
11/1/1975	-	-	h	W	21-6
10/30/1976	-	-	a	L	7-31
10/29/1977	-	-	h	L	24-25
9/9/1978	-	-	a	L	10-28
11/3/1979	-	-	h	W	24-14
11/1/1980	-	-	a	L	12-17
10/31/1981	-	-	h	L	24-38
10/30/1982	-	-	h	L	21-38
10/29/1983	-	-	a	L	26-32
11/3/1984	-	-	h	W	31-3
11/2/1985	-	-	a	W	9-0
11/1/1986	-	-	h	W	34-6
10/31/1987	-	-	a	L	14-48
10/29/1988	-	-	h	L	21-31
10/28/1989	-	-	a	L	19-30
10/27/1990	16/12	-	h	W	48-31
11/2/1991	-	-	a	W	17-6
10/31/1992	-	-	h	W	20-17
10/30/1993	-	-	a	W	47-14
9/24/1994	-	-	h	L	12-27
10/7/1995	-	-	a	W	37-21
9/26/1996 (TH)	-	-	h	W	48-22
11/15/1997	-	-	a	W	41-38
10/3/1998	-	-	h	W	41-13
10/16/1999	8/9	-	a	W	38-31
10/21/2000	-	-	h	W	45-10
10/6/2001	17/17	-	a	W	37-10
11/16/2002	-	-	h	W	17-2
11/8/2003	-	-	a	L	17-41
10/16/2004	-	-	h	W	24-7
10/15/2005	-	-	a	W	35-10
11/18/2006	18/18	-	h	W	49-21
11/10/2007	-	-	a	W	41-24
10/4/2008	-	-	h	W	27-0
11/14/2009	7/7	-	a	W	49-10
11/20/2010	-	-	h	W	30-20
11/19/2011	rv/23	-	a	W	38-31
11/17/2012	-	-	h	W	42-24
9/14/2013	rv/rv	-	a	W	38-14
10/11/2014	22/23	-	h	L	25-31
9/26/2015	20/20	-	a	L	20-34
10/29/2016	-	-	h	W	38-35
11/18/2017	-	-	a	L	43-20
10/13/2018	-	-	h	L	14-24

**SERIES**

Home: 29-14-1, Away: 22-20, Neutral: 0-0

**ELON****GEORGIA TECH LEADS 1-0**

DATE	GT	OPP	RESULT
8/31/2013	rv/rv	-	h W 70-0

**SERIES**

Home: 1-0, Away: 0-0, Neutral: 0-0

**FLORIDA****GEORGIA TECH LEADS 24-9-6**

DATE	GT	OPP	RESULT
10/17/1904	-	-	h W 77-0
10/19/1912	-	-	a <sup>1</sup> W 14-7
10/25/1913	-	-	a <sup>1</sup> W 13-3
10/13/1923	-	-	h T 7-7
10/11/1924	-	-	h T 7-7
10/17/1925	-	-	h W 23-7
10/19/1929	-	-	h W 19-7
11/27/1930	-	-	h L 7-55
11/21/1931	-	-	h W 23-0
11/19/1932	-	-	h W 6-0
11/11/1933	-	-	h W 19-7
11/24/1934	-	-	a L 12-13
11/23/1935	-	-	h W 39-6
11/21/1936	-	-	h W 38-14
11/20/1937	-	-	a W 12-0
11/19/1938	-	-	h T 0-0
11/25/1939	19	-	a W 21-7
11/23/1940	-	-	h L 7-16
11/22/1941	-	-	a L 7-14
11/21/1942	2	-	h W 20-7
10/23/1948	6	-	h W 42-7
10/22/1949	-	-	a W 43-14
10/7/1950	-	-	h W 16-13
9/29/1951	-	-	a W 27-0
9/27/1952	3	-	h W 17-14
9/26/1953	3	15	a T 0-0
9/25/1954	5	-	h L 12-13
9/24/1955	2	19	a W 14-7
11/24/1956	5	13	a W 28-0
11/23/1957	-	-	h T 0-0
10/1/1960	10	-	a L 17-18
11/4/1961	7	-	h W 20-0
9/29/1962	8	-	a W 17-0
9/14/1963	-	-	h W 9-0
12/1967	8	-	n <sup>2</sup> L 12-27
10/28/1978	-	-	h W 17-13
9/22/1979	-	-	a T 7-7
9/20/1980	-	-	h L 12-45
9/19/1981	-	-	a L 6-27

**SERIES**

Home: 15-4-4, Away: 9-4-2, Neutral: 0-1

**FLORIDA STATE****FLORIDA STATE LEADS 14-12-1**

DATE	GT	OPP	RESULT
11/7/1903	-	-	h W 17-0
10/8/1904	-	-	h W 35-0
11/22/1952	2	-	h W 30-0
10/22/1955	13	-	h W 34-0
9/26/1958	-	-	h W 17-3
11/10/1962	-	-	h T 14-14
11/9/1963	-	-	h W 15-7
9/19/1970	-	-	h W 23-13
11/13/1971	-	-	h W 12-6
10/4/1975	-	-	h W 30-0
10/17/1992	16/17	6/6	h L 24-29
10/2/1993	-	1/1	a L 0-51

11/5/1994	-	8/6	h	L	10-41
10/21/1995	-	1/1	a	L	10-42
11/2/1996	-	3/2	h	L	3-49
10/18/1997	21/25	3/3	a	L	0-38
10/24/1998	20/19	6/6	h	L	7-34
9/11/1999	10/10	1/1	a	L	35-41
9/9/2000	-	2/2	h	L	21-26
12/1/2001	-	-	a	L	17-28
11/9/2002	-	17/18	h	L	13-21
9/13/2003	-	10/11	a	L	13-14
11/1/2008	-	16/16	h	W	31-28
10/10/2009	22/23	-	a	W	49-44
12/1/2012	-	13/12	n <sup>1</sup>	L	15-21
12/6/2014	12/12	2/2	n <sup>1</sup>	L	35-37
10/24/2015	-	9/9	h	W	22-16

1 - Charlotte, N.C. (ACC Championship Game)

**SERIES**

Home: 11-6-1, Away: 1-6, Neutral: 0-2

**FRESNO STATE****FRESNO STATE LEADS 2-0**

DATE	GT	OPP	RESULT
12/31/2002	-	-	n <sup>1</sup> L 21-30
12/31/2007	-	-	n <sup>2</sup> L 28-40

1 - Silicon Valley Classic (San Jose, Calif.)

2 - Humanitarian Bowl (Boise, Idaho)

**SERIES**

Home: 0-0, Away: 0-0, Neutral: 0-2

**FURMAN****GEORGIA TECH LEADS 10-1-3**

DATE	GT	OPP	RESULT
10/15/1901	-	-	h W 17-0
10/26/1901	-	-	a T 5-5
11/1/1902	-	-	a T 0-0
9/29/1917	-	-	h W 25-0
10/12/1918	-	-	h W 118-0
9/27/1919	-	-	h W 74-0
10/15/1921	-	-	h W 69-0
11/23/1946	6	-	h W 41-7
11/22/1947	10	-	h W 51-0
9/17/1983	-	-	h L 14-17
9/13/1986	-	-	h T 17-17
11/9/1991	-	-	h W 19-17
9/11/1993	-	-	h W 37-3
9/2/1995	-	-	h W 51-7

**SERIES**

Home: 10-1-1, Away: 0-0-2, Neutral: 0-0

**GARDNER-WEBB****GEORGIA TECH LEADS 1-0**

DATE	GT	OPP	RESULT
10/11/2008	-	-	h W 10-7

**SERIES**

Home: 1-0, Away: 0-0, Neutral: 0-0



## GEORGETOWN

### GEORGIA TECH LEADS 5-0

DATE	GT	OPP	RESULT
11/15/1919	-	h W	27-0
11/13/1920	-	h W	35-6
11/12/1921	-	h W	21-7
11/11/1922	-	h W	19-7
10/20/1923	-	h W	20-10

### SERIES

Home: 5-0, Away: 0-0, Neutral: 0-0

## GEORGIA

### GEORGIA LEADS 67-41-5

DATE	GT	OPP	RESULT
11/4/1893	-	a W	28-6
10/23/1897	-	a L	0-28
10/22/1898	-	a L	0-15
10/28/1899	-	a L	0-20
10/13/1900	-	h L	0-12
10/25/1902	-	h T	0-0
10/24/1903	-	h L	0-38
11/12/1904	-	h W	23-6
11/18/1905	-	h W	46-0
11/10/1906	-	h W	17-0
11/2/1907	-	h W	10-6
11/20/1909	-	h W	12-6
11/19/1910	-	h L	6-11
11/18/1911	-	h L	0-5
11/16/1912	-	h L	0-20
11/15/1913	-	h L	0-14
11/14/1914	-	h W	7-0
11/13/1915	-	h T	0-0
11/18/1916	-	h W	21-0
11/14/1925	-	h W	3-0
11/13/1926	-	h L	13-14
12/3/1927	-	h W	12-0
12/8/1928	-	h W	20-6
12/7/1929	-	a L	6-12
12/6/1930	-	h L	0-13
11/28/1931	-	h L	6-35
11/26/1932	-	h T	0-0
11/25/1933	-	h L	6-7
12/1/1934	-	a L	0-7
11/30/1935	-	h W	19-7
11/28/1936	-	a L	6-16
11/27/1937	-	h T	6-6
11/26/1938	-	a T	0-0
12/2/1939	-	h W	13-0
11/30/1940	-	a L	19-21
11/29/1941	-	h L	0-21
11/28/1942	2	5 a L	0-34
11/27/1943	14	h W	48-0
12/2/1944	-	h W	44-0
12/1/1945	-	h L	0-33
11/30/1946	7	3 a L	7-35
11/29/1947	9	h W	7-0
11/27/1948	-	12 a L	13-21
11/26/1949	-	h W	7-6
12/2/1950	-	a W	7-0
12/1/1951	6	h W	48-6
11/29/1952	3	a W	23-9
11/28/1953	10	h W	28-12

11/27/1954	-	a W	7-3
11/26/1955	9	h W	21-3
12/1/1956	4	a W	35-0
11/30/1957	-	h L	0-7
11/29/1958	-	a L	3-16
11/28/1959	-	6 h L	14-21
11/26/1960	-	a L	6-7
12/2/1961	-	h W	22-7
12/1/1962	-	a W	37-6
11/30/1963	-	h W	14-3
11/28/1964	-	a L	0-7
11/27/1965	-	h L	7-17
11/26/1966	5	7 a L	14-23
11/25/1967	-	h L	14-21
11/30/1968	-	4 a L	8-47
11/29/1969	-	h W	6-0
11/28/1970	16	a W	17-7
11/25/1971 (TH)	-	7 h L	24-28
12/2/1972	-	a L	7-27
12/1/1973	-	h L	3-10
11/27/1974	-	a W	34-14
11/27/1975 (TH)	-	15 h L	26-42
11/27/1976	-	4 a L	10-13
11/26/1977	-	h W	16-7
12/2/1978	-	11 a L	28-29
11/24/1979	-	h L	3-16
11/29/1980	-	1 a L	20-38
11/28/1981	-	3 h L	7-44
11/27/1982	-	1 a L	18-38
11/26/1983	-	7 h L	24-27
12/1/1984	-	18 a W	35-18
11/30/1985	-	20 h W	20-16
11/29/1986	-	18 a L	24-31
11/28/1987	-	14 h L	16-30
11/26/1988	-	20 a L	3-24
12/2/1989	-	h W	33-22
12/1/1990	2/3	a W	40-23
11/30/1991	-	25/- h L	15-18
11/28/1992	-	9/10 a L	17-31
11/25/1993 (TH)	-	h L	10-43
11/25/1994 (FR)	-	a L	10-48
11/23/1995 (TH)	-	h L	17-18
11/30/1996	-	a L	10-19
11/29/1997	-	14/14 h L	24-27
11/28/1998	17/18	12/12 a W	21-19
11/27/1999	20/16	16/21 h WOT	51-48
11/25/2000	18/19	19/18 a W	27-15
11/24/2001	21/19	19/23 h L	17-31
11/30/2002	-	5/5 a L	7-51
11/29/2003	-	5/5 h L	17-34
11/27/2004	-	8/7 a L	13-19
11/26/2005	20/24	13/13 h L	7-14
11/25/2006	16/15	a L	12-15
11/24/2007	-	6/7 h L	17-31
11/29/2008	23/18	13/13 a W	45-42
11/28/2009	7/7	h L	24-30
11/27/2010	-	a L	34-42
11/26/2011	25/21	13/14 h L	17-31
11/24/2012	-	3/3 a L	10-42
11/30/2013	-	h L	34-41
11/29/2014	17/16	9/10 a WOT	30-24
11/28/2015	-	nv/rv h L	7-13
11/26/2016	-	a W	28-27
11/25/2017	-	7/7 h L	7-38
11/24/2018	-	5 a L	21-45

### SERIES

Home: 26-36-4, Away: 15-31-1, Neutral: 0-0

## GA. SOUTHERN

### GEORGIA TECH LEADS 2-0

DATE	GT	OPP	RESULT
9/13/2014	-	h W	42-38
10/15/2016	-	h W	35-34

### SERIES

Home: 2-0, Away: 0-0, Neutral: 0-0

## INDIANA STATE

### GEORGIA TECH LEADS 1-0

DATE	GT	OPP	RESULT
10/10/1987	-	h W	38-0

### SERIES

Home: 1-0, Away: 0-0, Neutral: 0-0

## IOWA

### IOWA LEADS 1-0

DATE	GT	OPP	RESULT
1/5/2010	9/10	10/11 n <sup>1</sup> L	14-24

1 - FedEx Orange Bowl (Miami Gardens, Fla.)

### SERIES

Home: 0-0, Away: 0-0, Neutral: 0-1

## IOWA STATE

### GEORGIA TECH LEADS 1-0

DATE	GT	OPP	RESULT
12/18/1972	-	n <sup>1</sup> W	31-30

1 - Liberty Bowl (Memphis, Tenn.)

### SERIES

Home: 0-0, Away: 0-0, Neutral: 1-0

## JACKSONVILLE ST.

### GEORGIA TECH LEADS 3-0

DATE	GT	OPP	RESULT
8/28/2008 (TH)	-	h W	41-14
9/5/2009	15/15	h W	37-17
9/9/2017	-	h W	37-10

### SERIES

Home: 3-0, Away: 0-0, Neutral: 0-0

## KANSAS

### GEORGIA TECH LEADS 2-1

DATE	GT	OPP	RESULT
1/1/1948	10	12 n <sup>1</sup> W	20-14
9/11/2010	15/17	a L	25-28
9/17/2011	-	h W	66-24

1 - Orange Bowl (Miami, Fla.)

### SERIES

Home: 1-0, Away: 0-1, Neutral: 1-0



## KENTUCKY

### GEORGIA TECH LEADS 12-7-1

DATE	GT	OPP	RESULT
11/17/1923	-	-	h T 3-3
10/8/1932	-	-	h L 6-12
10/7/1933	-	-	a L 6-7
10/12/1935	-	-	a L 6-25
10/10/1936	-	-	h W 34-0
10/9/1937	-	-	a W 32-0
11/5/1938	-	-	h W 19-18
11/11/1939	-	18	h W 13-6
11/9/1940	-	a <sup>1</sup>	L 7-26
11/8/1941	-	-	h W 20-13
11/7/1942	3	-	h W 47-7
10/28/1950	-	4	h L 14-28
10/6/1951	11	17	a W 13-7
10/23/1954	15	-	h L 6-13
9/22/1956	4	-	a W 14-6
9/21/1957	11	20	h W 13-0
9/20/1958	-	-	a L 0-13
9/19/1959	-	-	a W 14-12
9/17/1960	-	-	h W 3-13
12/31/2016	-	-	n <sup>2</sup> W 33-18

1 - Louisville, Ky.

2 - TaxSlayer Bowl (Jacksonville, Fla.)

### SERIES

Home: 7-3-1, Away: 4-4, Neutral: 1-0

## LOUISVILLE

### GEORGIA TECH LEADS 1-0

DATE	GT	OPP	RESULT
10/5/2018	-	-	a W 66-31

### SERIES

Home: 0-0, Away: 1-0, Neutral: 0-0

## LSU

### GEORGIA TECH LEADS 12-7

DATE	GT	OPP	RESULT
10/23/1915	-	-	a <sup>1</sup> W 36-7
11/8/1924	-	-	h W 28-7
11/12/1927	-	-	h W 23-0
11/6/1943	-	20	h W 42-7
11/18/1944	9	-	a W 14-6
11/17/1945	-	-	h L 7-9
10/19/1946	-	12	a W 26-7
10/14/1950	-	-	a W 13-0
10/13/1951	8	-	h W 25-7
10/9/1954	-	-	h W 30-20
10/8/1955	4	-	a W 7-0
10/13/1956	3	-	h W 39-7
10/12/1957	17	-	a L 13-20
10/8/1960	-	-	h W 6-2
10/7/1961	3	-	a L 0-10
10/6/1962	5	-	h L 7-10
10/5/1963	7	-	a L 6-7
12/29/2000	15/17	-	n <sup>2</sup> L 14-28
12/31/2008	14/15	-	n <sup>2</sup> L 3-38

1 - New Orleans, La.

2 - Chick-fil-A Peach Bowl (Atlanta, Ga.)

### SERIES

Home: 7-2, Away: 5-3, Neutral: 0-2

## MARYLAND

### GEORGIA TECH LEADS 15-6

DATE	GT	OPP	RESULT
10/8/1988	-	-	a L 8-13
10/7/1989	-	-	h W 28-24
10/6/1990	23/18	-	a W 31-3
10/12/1991	-	-	h W 34-10
10/10/1992	17/17	-	a W 28-26
10/9/1993	-	-	h W 38-0
10/22/1994	-	-	a L 27-42
9/28/1995 (TH)	-	16/17	h W 31-3
11/14/1996 (TH)	-	-	a L 10-13
11/22/1997	-	-	h W 37-18
10/31/1998	23/24	-	a <sup>1</sup> W 31-14
9/30/1999 (TH) 10/12	-	-	h W 49-31
11/18/2000	20/22	-	a W 35-22
10/11/2001 (TH) 15/1522/20	h	LoT	17-20
10/17/2002 (TH)	-	-	a L 10-34
10/23/2003 (TH)	-	-	h W 7-3
10/9/2004	-	23/23	a W 20-7
10/7/2006	18/20	-	h W 27-23
10/6/2007	-	-	a L 26-28
10/8/2011	13/13	-	h W 21-16
11/3/2012	-	-	a W 33-13

1 - Baltimore, Md.

### SERIES

Home: 9-1, Away: 6-5, Neutral: 0-0

## MARYVILLE

### SERIES TIED 0-0-1

DATE	GT	OPP	RESULT
11/29/1906	-	-	h T 6-6

### SERIES

Home: 0-0-1, Away: 0-0, Neutral: 0-0

## MEMPHIS

### GEORGIA TECH LEADS 2-1

DATE	GT	OPP	RESULT
9/27/1980	-	-	h W 17-8
9/26/1981	-	-	h L 15-28
9/25/1982	-	-	a W 24-20

### SERIES

Home: 1-1, Away: 1-0, Neutral: 0-0

## MERCER

### GEORGIA TECH LEADS 14-1-1

DATE	GT	OPP	RESULT
11/5/1892	-	-	a L 6-12
11/11/1893	-	-	h W 10-6
10/31/1896	-	-	a W 6-4
11/21/1896	-	-	h T 12-12
11/19/1908	-	-	a W 16-6
11/13/1909	-	-	h W 35-0
10/15/1910	-	-	h W 46-0
10/21/1911	-	-	h W 17-0
10/26/1912	-	-	a W 16-6
10/18/1913	-	-	h W 33-0
10/10/1914	-	-	h W 105-0

10/2/1915	-	-	h W 52-0
9/30/1916	-	-	h W 61-0
10/2/1937	-	-	h W 28-0
10/11/1938	-	-	h W 19-0
9/10/2016	-	-	h W 35-10

### SERIES

Home: 11-0-1, Away: 3-1, Neutral: 0-0

## MIAMI (FLA.)

### SERIES TIED 12-12

DATE	GT	OPP	RESULT
9/17/1955	10	-	h W 14-6
9/26/1964	-	-	h W 20-0
11/10/1967	-	-	a L 7-49
9/27/1968	-	15	h L 7-10
9/26/1970	19	-	h W 31-21
9/20/1975	-	-	h W 38-23
9/17/1977	-	-	h W 10-6
10/14/1978	-	-	h W 24-19
1/1/2000	17/15	23/23	n <sup>1</sup> L 13-28
10/2/2004	-	4/4	h L 3-27
11/19/2005	-	3/3	a W 14-10
10/28/2006	21/21	-	h W 30-23
10/13/2007	-	-	a W 17-14
11/20/2008	-	23/rv	h W 41-23
9/17/2009 (TH) 14/13	22/20	a	L 17-33
11/13/2010	-	-	h L 10-35
10/22/2011	20/19	-	a L 7-24
9/22/2012	rv/rv	-	h LoT 36-42
10/5/2013	rv/rv	14/14	a L 30-45
10/4/2014	-	-	h W 28-17
11/21/2015	-	-	a L 21-38
10/8/2016	-	14/14	h L 21-35
10/14/2017	-	11/10	a L 24-25
11/10/2018	-	-	h W 27-21

1 - Toyota Gator Bowl (Jacksonville, Fla.)

### SERIES

Home: 10-5, Away: 2-6, Neutral: 0-1

## MICHIGAN

### MICHIGAN LEADS 1-0

DATE	GT	OPP	RESULT
10/20/1934	-	-	a L 2-9

### SERIES

Home: 0-0, Away: 0-1, Neutral: 0-0

## MICHIGAN STATE

### GEORGIA TECH LEADS 3-0

DATE	GT	OPP	RESULT
9/18/1971	-	18	h W 10-0
9/23/1972	-	18	a W 21-16
12/31/1985	-	-	n <sup>1</sup> W 17-14

1 - All-American Bowl (Birmingham, Ala.)

### SERIES

Home: 1-0, Away: 1-0, Neutral: 1-0



## MIDDLE TENN.

### GEORGIA TECH LEADS 2-1

DATE	GT	OPP	RESULT
10/16/2010	—	h W	42-14
9/10/2011	—	a W	49-21
9/29/2012	—	h L	28-49

#### SERIES

Home: 1-1, Away: 1-0, Neutral: 0-0

## MINNESOTA

### MINNESOTA LEADS 1-0

DATE	GT	OPP	RESULT
12/26/2018	—	n <sup>1</sup> L	10-34

1 — Quick Lane Bowl (Detroit, Mich.)

#### SERIES

Home: 0-0, Away: 1-0, Neutral: 0-1

## MISSISSIPPI

### SERIES TIED 2-2

DATE	GT	OPP	RESULT
10/12/1946	—	h W	24-7
1/1/1953	2	7 n <sup>1</sup> W	24-7
12/30/1971	—	17 n <sup>2</sup> L	18-41
12/30/2013	—	n <sup>3</sup> L	17-25

1 — Sugar Bowl (New Orleans, La.)

2 — Peach Bowl (Atlanta, Ga.)

3 — Music City Bowl (Nashville, Tenn.)

#### SERIES

Home: 1-0, Away: 0-0, Neutral: 1-2

## MISSISSIPPI ST.

### GEORGIA TECH LEADS 5-0

DATE	GT	OPP	RESULT
10/17/1908	—	h W	23-0
10/5/1929	—	h W	27-13
9/20/2008	—	h W	38-7
10/3/2009	25/rv	a W	42-31
12/31/2014	10/9	8/8 n <sup>1</sup> W	49-34

1 — Capital One Orange Bowl (Miami Gardens, Fla.)

#### SERIES

Home: 3-0, Away: 1-0, Neutral: 1-0

## MISSOURI

### SERIES TIED 1-1

DATE	GT	OPP	RESULT
1/1/1940	16	6 n <sup>1</sup> W	21-7
12/22/1962	—	n <sup>2</sup> L	10-14

1 — Orange Bowl (Miami, Fla.)

2 — Bluebonnet Bowl (Houston, Texas)

#### SERIES

Home: 0-0, Away: 0-0, Neutral: 1-1

## MOONEY

### GEORGIA TECH LEADS 3-0

DATE	GT	OPP	RESULT
10/15/1904	—	h W	51-0
10/10/1908	—	h W	30-0
10/9/1909	—	h W	35-6

#### SERIES

Home: 3-0, Away: 0-0, Neutral: 0-0

## NASHVILLE

### NASHVILLE LEADS 2-0

DATE	GT	OPP	RESULT
11/11/1899	—	h L	0-15
10/20/1900	—	h L	0-23

#### SERIES

Home: 0-2, Away: 0-0, Neutral: 0-0

## NAVY

### GEORGIA TECH LEADS 16-9

DATE	GT	OPP	RESULT
10/21/1922	—	a L	0-13
10/24/1942	6	a W	21-0
10/23/1943	—	3 n <sup>1</sup> L	14-28
10/21/1944	8	9 h W	17-15
10/20/1945	—	2 n <sup>1</sup> L	6-20
11/9/1946	8	h W	28-20
11/8/1947	6	n <sup>1</sup> W	16-14
10/9/1964	—	n <sup>2</sup> W	17-0
10/23/1965	—	h W	37-16
11/9/1968	—	h L	15-35
11/7/1970	—	h W	30-8
11/6/1971	—	h W	34-21
11/18/1972	—	h W	30-7
11/17/1973	—	n <sup>2</sup> W	26-22
11/16/1974	—	h W	22-0
11/15/1975	—	h W	14-13
11/13/1976	—	a L	28-34
11/12/1977	—	a L	16-20
11/17/1979	—	h W	24-14
11/15/1980	—	h L	8-19
11/14/1981	—	h L	14-20
11/23/1996	—	h L	26-36
9/4/1999	10/11	a W	49-14
9/16/2000	—	h W	40-13
9/8/2001	10/13	a W	70-7

1 — Baltimore, Md.

2 — Jacksonville, Fla.

#### SERIES

Home: 10-4, Away: 3-3, Neutral: 3-2

## NEBRASKA

### GEORGIA TECH LEADS 1-0

DATE	GT	OPP	RESULT
1/1/1991	2/2	19/13 n <sup>1</sup> W	45-21

1 — Florida Citrus Bowl (Orlando, Fla.)

#### SERIES

Home: 0-0, Away: 0-0, Neutral: 1-0

## NEW MEXICO ST.

### GEORGIA TECH LEADS 1-0

DATE	GT	OPP	RESULT
9/12/1998	—	h W	42-7

#### SERIES

Home: 1-0, Away: 0-0, Neutral: 0-0

## NORTH CAROLINA

### GEORGIA TECH LEADS 30-21-3

DATE	GT	OPP	RESULT
10/30/1915	—	h W	23-3
10/21/1916	—	h W	10-6
10/22/1927	—	h W	13-0
10/27/1928	—	a W	20-7
10/12/1929	—	h L	7-18
11/1/1930	—	a T	6-6
11/7/1931	—	a T	19-19
10/22/1932	—	a W	43-14
10/28/1933	—	a W	10-6
11/3/1934	—	h L	0-26
10/26/1935	—	a L	0-19
9/25/1943	—	h W	20-7
10/7/1944	10	h W	28-0
9/29/1945	—	a W	20-14
10/12/1974	—	h W	29-28
10/4/1980	—	10 a L	0-33
10/3/1981	—	6 h L	7-28
10/2/1982	—	12 a L	0-41
10/1/1983	—	5 h L	21-38
11/10/1984	—	a L	17-24
10/5/1985	—	h W	31-0
10/4/1986	—	a L	20-21
9/19/1987	—	h L	23-30
10/22/1988	—	a L	17-20
10/21/1989	—	h W	17-14
10/20/1990	11/11	a T	13-13
10/26/1991	—	h W	35-14
10/24/1992	19/19	a L	14-26
10/16/1993	—	14/13 h L	3-41
10/8/1994	—	14/14 a L	24-31
10/14/1995	—	h W	27-25
10/21/1996	—	11/13 a L	0-16
10/30/1997 (TH)	—	5/5 h L	13-16
9/26/1998	—	a W	43-21
10/9/1999	7/8	h WOT	31-24
9/30/2000	—	a W	42-28
11/1/2001 (TH)	23/21	22/- h W	28-21
9/28/2002	—	a W	21-13
11/15/2003	—	h W	41-24
9/18/2004	—	a L	13-34
9/10/2005	17/21	h W	27-21
11/1/2006	19/18	a W	7-0
11/17/2007	—	h W	27-25
11/8/2008	22/20	19/19 a L	7-28
9/26/2009	—	22/18 h W	24-7
9/18/2010	—	a W	30-24
9/24/2011	25/24	rv/25 h W	35-28
11/10/2012	—	a W	68-50
9/21/2013	rv/rv	h W	28-20
10/18/2014	—	a L	43-48
10/3/2015	-/rv	h L	31-38
11/5/2016	—	18/17 a L	20-48



9/30/2017	-	-	h	W	33-7
11/3/2018	-	-	a	W	38-28

**SERIES**

Home: 19-8, Away: 10-13-3, Neutral: 0-0

**NC STATE****GEORGIA TECH LEADS 19-10**

DATE	GT	OPP		RESULT
11/10/1918	-	-	h	W 128-0
11/18/1922	-	-	h	W 17-0
10/8/1983	-	-	a	W 20-10
10/6/1984	12	-	h	L 22-27
9/14/1985	-	-	a	W 28-18
10/11/1986	-	-	h	W 59-21
10/3/1987	-	-	a	L 0-17
10/1/1988	-	-25	h	L 6-14
9/9/1989	-	-	a	L 28-38
9/8/1990	-	-	h	W 21-13
10/5/1991	21/23	19/18	a	L 21-28
10/3/1992	23/23	21/18	h	W 16-13
10/23/1993	-	-	a	L 23-28
10/1/1994	-	22/20	a	L 13-21
11/11/1995	-	-	h	W 27-19
9/7/1996	-	-	a	W 28-16
10/11/1997	25/-	-	h	W 27-17
10/10/1998	-	23/23	a	W 47-24
10/30/1999	7/7	-	h	W 48-21
9/21/2000 (TH)	-	-	a	LOT 23-30
10/20/2001	23/25	-	h	W 27-17
11/2/2002	-	8/10	a	W 24-17
10/4/2003	-	-	h	W 29-21
11/6/2004	-	-	a	W 24-14
10/6/2005 (TH)24/23	-	-	h	L 14-17
11/4/2006	20/20	-	a	W 31-23
9/25/2010	-	-	h	L 28-45
10/1/2011	21/21	-	a	W 45-35
10/18/2014	-	-	a	W 56-23

**SERIES**

Home: 10-4, Away: 9-6, Neutral: 0-0

**NOTRE DAME****NOTRE DAME LEADS 28-6-1**

DATE	GT	OPP		RESULT
10/28/1922	-	-	h	L 3-13
11/27/1923	-	-	a	L 7-35
11/1/1924	-	-	a	L 3-34
10/31/1925	-	-	h	L 0-13
10/30/1926	-	-	a	L 0-12
10/29/1927	-	-	a	L 7-26
10/20/1928	-	-	h	W 13-0
11/2/1929	-	-	h	L 6-26
10/8/1938	-	5	a	L 6-14
10/7/1939	-	2	a	L 14-17
10/12/1940	-	6	a	L 20-26
10/11/1941	-	8	h	L 0-20
10/3/1942	6	-	a	W 13-6
10/2/1943	-	1	a	L 13-55
11/25/1944	10	18	h	L 0-21
10/6/1945	-	3	h	L 7-40
10/24/1953	4	1	a	L 14-27
11/7/1959	19	-	a	W 14-10
11/18/1967	-	9	h	L 3-36
11/16/1968	-	9	a	L 6-34

11/15/1969	-	9	h	L 20-38
11/14/1970	-	1	a	L 7-10
9/9/1974	-	2	h	L 7-31
11/8/1975	-	12	a	L 3-24
11/6/1976	-	11	h	W 23-14
11/5/1977	-	5	a	L 14-69
11/18/1978	20	10	h	L 21-38
10/6/1979	-	10	a	L 13-21
11/8/1980	-	1	h	T 3-3
11/7/1981	-	-	a	L 3-35
9/6/1997	-	11/13	h	L 13-17
1/1/1999	12/12	17/18	n <sup>1</sup>	W 35-28
9/2/2006	-	2/T3	h	L 10-14
9/1/2007	-	-	a	W 33-3
9/19/2015	14/16	8/10	a	L 22-30

1 - Gator Bowl (Jacksonville, Fla.)

**SERIES**

Home: 2-12-1, Away: 3-16, Neutral: 1-0

**OGLETHORPE****GEORGIA TECH LEADS 8-1**

DATE	GT	OPP		RESULT
10/2/1920	-	-	h	W 55-0
10/1/1921	-	-	h	W 41-0
9/30/1922	-	-	h	W 31-6
9/23/1923	-	-	h	W 28-13
9/27/1924	-	-	h	W 19-0
9/28/1925	-	-	h	W 13-7
9/25/1926	-	-	h	L 6-7
11/19/1927	-	-	h	W 19-7
11/3/1928	-	-	h	W 32-7

**SERIES**

Home: 8-1, Away: 0-0, Neutral: 0-0

**PENN****PENN LEADS 2-1**

DATE	GT	OPP		RESULT
10/6/1917	-	-	h	W 41-0
11/15/1930	-	-	a	L 7-34
11/14/1931	-	-	a	L 12-13

**SERIES**

Home: 1-0, Away: 0-2, Neutral: 0-0

**PENN STATE****PENN STATE LEADS 4-3**

DATE	GT	OPP		RESULT
10/29/1921	-	-	n <sup>1</sup>	L 7-28
11/10/1923	-	-	a	L 0-7
10/18/1924	-	-	h	W 15-13
10/10/1925	-	-	n <sup>2</sup>	W 16-7
12/30/1961	13	17	n <sup>3</sup>	L 15-30
11/12/1966	5	-	h	W 21-0
8/28/1991	8/6	7/8	n <sup>4</sup>	L 22-34

1 - Polo Grounds (N.Y.)

2 - Yankee Stadium

3 - Gator Bowl (Jacksonville, Fla.)

4 - Kickoff Classic (East Rutherford, N.J.)

**SERIES**

Home: 2-0, Away: 0-1, Neutral: 1-3

**PITTSBURGH****PITTSBURGH LEADS 8-5**

DATE	GT	OPP		RESULT
11/23/1918	-	-	a	L 0-32
10/25/1919	-	-	a	L 6-16
10/23/1920	-	-	a	L 3-10
1/2/1956	7	11	n <sup>1</sup>	W 7-0
12/29/1956	4	13	n <sup>2</sup>	W 21-14
9/21/1974	-	15	h	L 17-27
9/18/1976	-	3	h	L 14-42
11/2/2013	-	-	h	W 21-10
10/25/2014	-	-	a	W 56-28
10/17/2015	-	-	h	L 28-31
10/8/2016	-	-	a	L 34-37
9/23/2017	-	-	h	W 35-17
9/15/2018	-	-	a	L 19-24

1 - Sugar Bowl (New Orleans, La.)

2 - Gator Bowl (Jacksonville, Fla.)

**SERIES**

Home: 2-3, Away: 1-5, Neutral: 2-0

**PRESBYTERIAN****GEORGIA TECH LEADS 4-0**

DATE	GT	OPP		RESULT
9/28/1935	-	-	h	W 33-0
9/26/1936	-	-	h	W 55-0
9/24/1937	-	-	h	W 59-0
9/8/2012	rv/rv	-	h	W 59-3

**SERIES**

Home: 4-0, Away: 0-0, Neutral: 0-0

**PURDUE****PURDUE LEADS 1-0**

DATE	GT	OPP		RESULT
12/25/1978	-	7	n <sup>1</sup>	L 21-41

n<sup>1</sup> - Peach Bowl**SERIES**

Home: 0-0, Away: 0-0, Neutral: 0-1

**RICE****GEORGIA TECH LEADS 2-0-1**

DATE	GT	OPP		RESULT
9/24/1960	13	-	a	W 16-13
9/30/1961	-	-	h	W 24-0
9/30/1972	-	-	h	T 36-36

**SERIES**

Home: 1-0-1, Away: 1-0, Neutral: 0-0

**RUTGERS****GEORGIA TECH LEADS 1-0**

DATE	GT	OPP		RESULT
10/22/1921	-	-	h	W 48-14

**SERIES**

Home: 1-0, Away: 0-0, Neutral: 0-0





## ST. ALBANS

### ST. ALBANS LEADS 2-0

DATE	GT	OPP	RESULT
11/30/1893	-	- h	L 0-6
11/8/1902	-	- h	L 0-17

#### SERIES

Home: 0-2, Away: 0-0, Neutral: 0-0

## ST. MARY'S

### GEORGIA TECH LEADS 1-0

DATE	GT	OPP	RESULT
1/1/1947	11	- n <sup>1</sup>	W 41-19

1 - Oil Bowl (Houston, Texas)

#### SERIES

Home: 0-0, Away: 0-0, Neutral: 1-0

## SAMFORD

### GEORGIA TECH LEADS 8-0

DATE	GT	OPP	RESULT
10/31/1903	-	- a	W 37-0
10/11/1911	-	- a	W 28-0
10/14/1939	-	- h	W 35-0
10/5/1940	-	- h	W 27-0
10/13/1945	-	- h	W 43-0
9/4/2004	-	- h	W 28-7
9/9/2006	-	- h	W 38-6
9/8/2007	-	- h	W 69-14

#### SERIES

Home: 6-0, Away: 2-0, Neutral: 0-0

## SAVANNAH A.A.

### SAVANNAH A.A. LEADS 1-0

DATE	GT	OPP	RESULT
10/27/1894	-	- h	L 0-8

#### SERIES

Home: 0-1, Away: 0-0, Neutral: 0-0

## SEWANEE

### SEWANEE LEADS 7-5-1

DATE	GT	OPP	RESULT
10/23/1899	-	- h	L 0-30
10/29/1900	-	- h	L 0-34
11/11/1905	-	- h	T 18-18
10/20/1906	-	- h	L 0-16
11/9/1907	-	- h	L 0-18
11/14/1908	-	- h	L 0-6
10/23/1909	-	- h	L 0-15
11/11/1911	-	- h	W 23-0
11/9/1912	-	- h	L 0-7
11/1/1913	-	- h	W 33-0
10/31/1914	-	- h	W 20-0
10/5/1935	-	- h	W 32-0
10/3/1936	-	- h	W 58-0

#### SERIES

Home: 5-7-1, Away: 0-0, Neutral: 0-0

## SOUTH CAROLINA

### GEORGIA TECH LEADS 11-10

DATE	GT	OPP	RESULT
9/9/1901	-	- h	W 13-0
11/26/1903	-	- h	L 0-16
10/16/1909	-	- h	W 59-0
10/3/1914	-	- h	W 20-0
10/4/1930	-	- h	W 45-0
10/3/1931	-	- h	W 25-13
11/19/1949	-	- a	L 13-3
9/30/1950	-	- h	L 0-7
9/12/1970	-	17 h	W 23-20
9/11/1971	17	- a	L 7-24
9/16/1972	-	- a	W 34-6
9/15/1973	-	- a	L 28-41
9/14/1974	-	- h	W 35-20
9/13/1975	-	- a	L 17-23
9/11/1976	-	- h	L 17-27
9/10/1977	-	- a	L 0-17
10/7/1978	-	- h	W 6-3
10/15/1988	-	8 a	W 34-0
9/23/1989	-	- a	L 10-21
9/29/1990	-	25/- a	W 27-6
10/19/1991	-	- a	L 14-23

#### SERIES

Home: 8-3, Away: 3-7, Neutral: 0-0

## S.C. STATE

### GEORGIA TECH LEADS 1-0

DATE	GT	OPP	RESULT
9/4/2010	16/17	- h	W 41-10

#### SERIES

Home: 1-0, Away: 0-0, Neutral: 0-0

## USC

### SERIES TIED 2-2

DATE	GT	OPP	RESULT
9/22/1961	-	9 a	W 27-7
10/25/1969	-	7 a	L 18-29
9/22/1973	-	1 h	L 6-23
12/31/2012	-	nv/rv n <sup>1</sup>	W 21-7

1 - El Paso, Texas (Hyundai Sun Bowl)

#### SERIES

Home: 0-1, Away: 1-1, Neutral: 1-0

## SMU

### GEORGIA TECH LEADS 8-2-1

DATE	GT	OPP	RESULT
9/23/1950	-	10 a	L 13-33
9/22/1951	-	- h	W 21-7
10/4/1952	6	- a	W 20-7
10/3/1953	9	- h	W 6-4
10/2/1954	-	- a	W 10-7
10/1/1955	3	- h	W 20-7
9/29/1956	2	5 a	W 9-7
9/28/1957	3	15 h	T 0-0
10/25/1958	17	- a	L 0-20

9/26/1959	16	6 h	W 16-12
9/20/1969	-	- h	W 24-21

#### SERIES

Home: 5-0-1, Away: 3-2, Neutral: 0-0

## STANFORD

### GEORGIA TECH LEADS 2-0

DATE	GT	OPP	RESULT
12/25/1991	-	17/17 n <sup>1</sup>	W 18-17
12/27/2001	-	11/11 n <sup>2</sup>	W 24-14

1 - Aloha Bowl (Honolulu, Hawaii)

2 - Seattle Bowl (Seattle, Wash.)

#### SERIES

Home: 0-0, Away: 0-0, Neutral: 2-0

## SYRACUSE

### GEORGIA TECH LEADS 3-0

DATE	GT	OPP	RESULT
8/26/2001	10/13	- n <sup>1</sup>	W 13-7
12/21/2004	-	- n <sup>2</sup>	W 51-14
10/19/2013	-	- h	W 56-0

1 - Kickoff Classic (E. Rutherford, N.J.)

2 - Champs Sports Bowl (Orlando, Fla.)

#### SERIES

Home: 1-0, Away: 0-0, Neutral: 2-0

## TENNESSEE

### TENNESSEE LEADS 25-17-2

DATE	GT	OPP	RESULT
11/22/1902	-	- h	L 6-10
11/21/1903	-	- a	L 0-11
10/22/1904	-	- h	W 2-0
11/4/1905	-	- h	W 45-0
10/19/1907	-	- h	W 6-4
10/31/1908	-	- h	L 5-6
10/30/1909	-	- a	W 29-0
10/14/1911	-	- h	W 24-0
9/28/1946	-	8 a	L 9-13
9/27/1947	4	- h	W 27-0
11/6/1948	6	- h	L 6-13
11/5/1949	-	14 h	W 30-13
11/6/1954	-	- h	W 28-7
11/5/1955	8	- h	T 7-7
11/10/1956	2	3 h	L 0-6
11/9/1957	18	9 a	L 6-21
10/11/1958	-	- h	W 21-7
10/10/1959	3	8 a	W 14-7
11/5/1960	-	8 h	W 14-7
11/11/1961	9	- a	L 6-10
10/13/1962	11	- h	W 17-0
10/12/1963	-	- a	W 23-7
11/7/1964	7	- h	L 14-22
11/6/1965	-	- a	L 7-21
10/8/1966	9	8 h	W 6-3
10/4/1967	-	- a	L 13-24
10/12/1968	-	10 h	L 7-24
10/11/1969	-	10 a	L 8-26
10/10/1970	13	20 h	L 6-17



10/9/1971	-	13	a	L	6-10
9/9/1972	-	15	h	L	3-34
10/13/1973	-	8	a	L	14-20
10/9/1976	-	-	h	L	7-42
10/8/1977	-	-	a	W	24-8
10/13/1979	-	-	a	L	0-31
10/11/1980	-	-	h	L	10-23
10/10/1981	-	-	a	L	7-10
10/23/1982	-	-	h	W	31-21
10/22/1983	-	-	a	L	3-37
10/27/1984	-	-	h	L	21-24
10/26/1985	-	16	a	T	6-6
10/25/1986	-	-	h	W	14-13
10/24/1987	-	13	a	L	15-29
9/4/2017 (MO)	-	25/24	n <sup>1</sup>	L	2OT 41-42

1 – Chick-fil-A Kickoff (Atlanta, Ga.)

### SERIES

Home: 13-11-1, Away: 4-13-1, Neutral: 0-1

## TEXAS

### TEXAS LEADS 1-0

DATE	GT	OPP		RESULT
1/1/1943	5	11	n <sup>1</sup>	L 7-14

1 – Cotton Bowl (Dallas, Texas)

### SERIES

Home: 0-0, Away: 0-0, Neutral: 0-1

## TEXAS A&M

### SERIES TIED 1-1

DATE	GT	OPP		RESULT
9/25/1965	-	-	h	L 10-14
9/17/1966	-	-	h	W 38-3

### SERIES

Home: 1-1, Away: 0-0, Neutral: 0-0

## TCU

### GEORGIA TECH LEADS 2-0

DATE	GT	OPP		RESULT
9/30/1967	-	-	h	W 24-7
9/21/1968	-	-	h	W 17-7

### SERIES

Home: 2-0, Away: 0-0, Neutral: 0-0

## TEXAS TECH

### GEORGIA TECH LEADS 2-0

DATE	GT	OPP		RESULT
1/1/1966	-	10	n <sup>1</sup>	W 31-21
12/19/1970	13	19	n <sup>2</sup>	W 17-9

1 – Gator Bowl (Jacksonville, Fla.)  
2 – Sun Bowl (El Paso, Texas)

### SERIES

Home: 0-0, Away: 0-0, Neutral: 2-0

## TRANSYLVANIA

### GEORGIA TECH LEADS 1-0

DATE	GT	OPP		RESULT
10/16/1915	-	-	h	W 67-0

### SERIES

Home: 1-0, Away: 0-0, Neutral: 0-0

## TROY

### GEORGIA TECH LEADS 1-0

DATE	GT	OPP		RESULT
9/16/2006	-	-	h	W 35-20

### SERIES

Home: 1-0, Away: 0-0, Neutral: 0-0

## TULANE

### GEORGIA TECH LEADS 37-13

DATE	GT	OPP		RESULT
11/4/1916	-	-	h	W 45-0
11/10/1917	-	-	a	W 48-0
10/9/1926	-	-	h	W 9-6
10/8/1927	-	-	h	W 13-6
10/13/1928	-	-	a	W 12-0
10/26/1929	-	-	a	L 14-20
10/25/1930	-	-	h	L 0-28
10/24/1931	-	-	a	L 0-33
11/5/1932	-	-	h	L 14-20
10/21/1933	-	-	h	L 0-7
10/27/1934	-	-	a	L 12-20
11/13/1943	19	-	a	W 33-0
11/11/1944	13	-	h	W 34-7
11/10/1945	-	-	a	W 41-7
11/16/1946	7	-	h	W 35-7
10/4/1947	4	-	a	W 20-6
10/2/1948	6	-	h	W 13-7
10/1/1949	-	4	a	L 0-18
10/11/1952	5	-	h	W 14-0
10/10/1953	10	-	a	W 27-13
9/18/1954	7	-	h	W 28-0
10/27/1956	3	15	h	W 40-0
10/26/1957	-	-	a	W 20-13
10/4/1958	-	-	h	W 14-0
10/24/1959	9	-	a	W 21-13
10/22/1960	-	-	h	W 14-6
10/28/1961	9	-	a	W 35-0
10/27/1962	-	-	h	W 42-12
10/28/1963	-	-	a	W 17-3
10/24/1964	-	-	h	W 7-6
10/9/1965	-	-	a	W 13-10
10/22/1966	6	-	h	W 35-17
10/28/1967	-	-	a	L 12-23
10/26/1968	-	-	h	W 23-19
11/8/1969	-	-	a	L 7-14
10/24/1970	-	-	h	W 20-6
10/23/1971	-	-	a	W 24-16
10/28/1972	-	-	h	W 21-7
10/27/1973	-	-	a	L 14-23
10/26/1974	-	18	h	W 27-7
10/25/1975	-	-	a	W 23-0
10/23/1976	-	-	h	W 28-16

10/22/1977	-	-	a	W 38-14
9/23/1978	-	-	h	W 27-17
10/27/1979	-	-	a	L 7-12
10/25/1980	-	-	h	L 14-31
10/24/1981	-	-	a	L 10-27
10/9/1982	-	-	a	W 19-13
9/6/2014	-	-	a	W 38-21
9/12/2015	15/16	-	h	W 65-10

### SERIES

Home: 21-4, Away: 16-9, Neutral: 0-0

## TULSA

### GEORGIA TECH LEADS 2-1

DATE	GT	OPP		RESULT
1/1/1944	13	15	n <sup>1</sup>	W 20-18
1/1/1945	13	-	n <sup>2</sup>	L 12-26
1/4/2004	-	-	n <sup>3</sup>	W 52-10

1 – Sugar Bowl (New Orleans, La.)

2 – Orange Bowl (Miami, Fla.)

3 – Humanitarian Bowl (Boise, Idaho)

### SERIES

Home: 0-0, Away: 0-0, Neutral: 2-1

## UCF

### GEORGIA TECH LEADS 3-0

DATE	GT	OPP		RESULT
10/26/1996	-	-	h	W 27-20
9/18/1999	12/13	-	h	W 41-10
9/2/2000	-	-	h	W 21-17

### SERIES

Home: 3-0, Away: 0-0, Neutral: 0-0

## USF

### USF LEADS 1-0

DATE	GT	OPP		RESULT
9/8/2018	-	-	h	L 38-49

### SERIES

Home: 0-0, Away: 0-1, Neutral: 0-0

## UTAH

### UTAH LEADS 2-0

DATE	GT	OPP		RESULT
12/29/2005	24/24	-	n <sup>1</sup>	L 10-38
12/31/2011	-	-	n <sup>2</sup>	Lot 27-30

1 – Emerald Bowl (San Francisco, Calif.)  
2 – Sun Bowl (El Paso, Texas)

### SERIES

Home: 0-0, Away: 0-0, Neutral: 0-2



# VANDERBILT

## GEORGIA TECH LEADS 20-15-3

DATE	GT	OPP	RESULT
11/19/1892	-	-	h L 10-20
11/17/1906	-	-	h L 6-37
11/16/1907	-	-	h L 0-54
11/12/1910	-	-	h L 0-23
11/3/1917	-	-	h W 83-0
10/18/1919	-	-	h W 20-0
10/16/1920	-	-	a W 44-0
11/15/1924	-	-	h L 0-3
11/7/1925	-	-	h W 7-0
11/6/1926	-	-	h L 7-13
11/5/1927	-	-	a T 0-0
11/10/1928	-	-	h W 19-7
11/9/1929	-	-	h L 7-23
11/8/1930	-	-	h L 0-6
10/31/1931	-	-	h L 7-49
10/29/1932	-	-	a L 0-12
11/4/1933	-	-	a L 6-9
10/6/1934	-	-	h L 12-27
11/2/1935	-	-	h L 13-14
10/24/1936	-	-	a T 0-0
10/30/1937	-	-	h W 14-0
10/29/1938	-	-	a L 7-13
10/21/1939	-	-	h W 14-6
10/19/1940	-	-	h W 19-0
10/18/1941	-	18	a L 7-14
9/25/1948	6	-	a W 13-0
9/24/1949	-	-	h W 12-7
10/27/1951	3	-	a W 8-7
10/25/1952	5	-	h W 30-0
10/31/1953	8	-	a W 43-0
9/19/1964	-	-	h W 14-2
9/18/1965	-	-	a T 10-10
9/24/1966	-	-	h W 42-0
9/23/1967	-	-	a W 17-10
8/31/2002	-	-	h W 45-3
9/27/2003	-	-	a Wot 24-17
10/31/2009	11/11	-	a W 56-31
9/17/2016	-	-	h W 38-7

### SERIES

Home: 13-11, Away: 7-4-3, Neutral: 0-0

# VIRGINIA

## GEORGIA TECH LEADS 21-19-1

DATE	GT	OPP	RESULT
11/13/1965	-	-	h W 42-19
11/5/1966	5	-	h W 14-13
10/5/1974	-	-	h W 28-24
10/2/1976	-	-	h W 35-14
11/6/1982	-	-	h W 38-32
11/3/1983 (TH)	-	-	h W 31-27
10/13/1984	20	-	a T 20-20
9/21/1985	-	-	h L 13-24
9/20/1986	-	-	a W 28-14
11/7/1987	-	-	h L 14-23
9/17/1988	-	-	a L 16-17
9/16/1989	-	-	h L 10-17
11/3/1990	16/14	1/1	a W 41-38
9/19/1991 (TH) 17/19	-	-	h W 24-21
9/19/1992	22/20	20/19	a L 24-55

9/16/1993 (TH)	-	25/23	h L 14-35
10/15/1994	-	-	h L 7-24
9/16/1995	-	16/17	a L 14-41
10/5/1996	-	12/11	h W 13-7
11/8/1997	-	-	a L 31-35
10/17/1998	25/25	7/6	h W 41-38
11/6/1999	7/7	-	a L 38-45
11/9/2000 (TH) 24/-	-	-	h W 35-0
11/10/2001	20/17	-	a L 38-39
10/26/2002	-	-	h W 23-15
11/22/2003	-	-	a L 17-29
11/20/2004	-	18/18	h L 10-30
11/12/2005	24/24	-	a L 17-27
9/21/2006 (TH)	-	-	h W 24-7
9/22/2007	-	-	a L 23-28
10/25/2008	21/21	-	h L 17-24
10/24/2009	11/13	-	a W 34-9
10/9/2010	-	-	h W 33-21
10/15/2011	12/12	-	a L 21-24
9/15/2012	rv/rv	-/rv	h W 56-20
10/26/2013	-	-	a W 35-25
11/1/2014	-	-	h W 35-10
10/31/2015	-	-	a L 21-27
11/19/2016	-	-	h W 31-17
11/4/2017	-	-	a L 36-40
11/17/2018	-	-	h Wot 30-27

### SERIES

Home: 17-7, Away: 4-12-1, Neutral: 0-0

# VMI

## GEORGIA TECH LEADS 14-1

DATE	GT	OPP	RESULT
10/24/1914	-	-	h W 28-7
10/6/1923	-	-	h W 10-7
10/4/1924	-	-	h W 3-0
10/3/1925	-	-	h W 33-0
10/2/1926	-	-	h W 13-0
10/1/1927	-	-	h W 7-0
10/6/1928	-	-	h W 13-0
10/5/1946	-	-	h W 32-6
10/11/1947	4	-	h W 20-0
11/11/1950	-	-	h L 13-14
11/10/1951	8	-	h W 34-7
11/10/1973	-	-	h W 36-7
10/11/1975	-	-	h W 38-10
11/8/1986	-	-	h W 52-6
11/5/1988	-	-	h W 34-7

### SERIES

Home: 14-1, Away: 0-0, Neutral: 0-0

# VIRGINIA TECH

## VIRGINIA TECH LEADS 9-7

DATE	GT	OPP	RESULT
11/10/1990	7/7	-	h W 6-3
8/27/2000	-	-	Canceled (weather)
10/28/2004 (TH)	-	22/22	h L 20-34
9/24/2005	-	4/4	a L 7-51
9/30/2006	24/-	11/10	a W 38-27
11/1/2007 (TH)	-	11/13	h L 3-27
9/13/2008	-	-	a L 17-20
10/17/2009	19/20	4/4	h W 28-23

11/4/2010 (TH)	-	20/20	a L 21-28
11/10/2011 (TH) 20/1910/9	-	-	h L 26-37
9/3/2012 (MON) rv/rv	16/20	a	Lot 17-20
9/26/2013 (TH) rv/rv	-	h	L 10-17
9/20/2014	-	-	a W 27-24
11/12/2015	-	-	h L 21-23
11/12/2016	-	18/22	a W 30-20
11/11/2017	-	17/17	h W 28-22
10/25/2018	-	-	a W 49-28

### SERIES

Home: 3-5, Away: 3-4, Neutral: 0-0

# WASHINGTON & LEE

## GEORGIA TECH LEADS 4-1-1

DATE	GT	OPP	RESULT
10/28/1916	-	-	h T 7-7
10/20/1917	-	-	h W 63-0
11/8/1919	-	-	h L 0-3
10/23/1926	-	-	h W 19-7
10/9/1948	6	-	h W 27-0
10/8/1949	-	-	h W 36-0

### SERIES

Home: 4-1-1, Away: 0-0, Neutral: 0-0

# WAKE FOREST

## GEORGIA TECH LEADS 23-8

DATE	GT	OPP	RESULT
9/29/1917	-	-	h W 33-0
10/4/1919	-	-	h W 14-0
9/25/1920	-	-	h W 44-0
9/24/1921	-	-	h W 42-0
11/13/1982	-	-	a W 45-7
11/12/1983	-	-	h W 49-33
11/17/1984	-	-	a W 24-7
11/16/1985	-	-	h W 41-10
11/22/1986	-	-	a L 21-24
11/21/1987	-	-	h L 6-33
11/12/1988	-	-	a L 24-28
11/18/1989	-	-	h W 43-14
11/17/1990	4/5	-	a W 42-7
11/16/1991	-	-	h W 27-3
11/14/1992	-	-	h L 10-23
11/13/1993	-	-	a W 38-28
11/19/1994	-	-	h L 13-20
11/4/1995	-	-	a W 24-23
9/14/1996	-	-	h W 30-10
9/20/1997	-	-	a W 28-26
11/21/1998	21/21	-	h W 63-35
11/20/1999	14/12	-	a L 23-26
10/14/2000	-	-	h W 52-20
11/17/2001	-/23	-	a W 38-33
10/5/2002	-	-	h L 21-24
10/11/2003	-	-	a W 24-7
11/5/2004	-	-	h W 30-17
12/2/2006	23/22	16/16	n <sup>1</sup> L 6-9
11/7/2009	10/11	-	h Wot 30-27
10/2/2010	-	-	a W 24-20
10/21/2017	-	-	h W 38-24

1 - ACC Championship Game (Jacksonville, Fla.)

### SERIES

Home: 14-4, Away: 9-3, Neutral: 0-1



## W. CAROLINA

### GEORGIA TECH LEADS 5-0

DATE	GT	OPP	RESULT
10/12/1985	-	-	h W 24-17
11/4/1989	-	-	h W 34-7
9/12/1992	24/24	-	h W 37-19
9/10/1994	-	-	h W 45-26
9/1/2011	-	-	h W 63-21

#### SERIES

Home: 5-0, Away: 0-0, Neutral: 0-0

## WEST VIRGINIA

### GEORGIA TECH LEADS 2-1

DATE	GT	OPP	RESULT
1/1/1954	8	10	n <sup>1</sup> W 42-19
12/29/1997	-	-	n <sup>3</sup> W 35-30
1/1/2007	-/25	13/12	n <sup>3</sup> L 35-38

1 - Sugar Bowl (New Orleans, La.)

2 - Carquest Bowl (Miami Gardens, Fla.)

3 - Gator Bowl (Jacksonville, Fla.)

#### SERIES

Home: 0-0, Away: 0-0, Neutral: 2-1

## WILLIAM & MARY

### GEORGIA TECH LEADS 1-0

DATE	GT	OPP	RESULT
9/29/1979	-	-	h W 33-7

#### SERIES

Home: 1-0, Away: 0-0, Neutral: 0-0

## WOFFORD

### GEORGIA TECH LEADS 2-0

DATE	GT	OPP	RESULT
10/18/1901	-	-	n <sup>1</sup> W 33-0
8/30/2014	-	-	h W 38-19

1 - Augusta, Ga.

#### SERIES

Home: 1-0, Away: 0-0, Neutral: 1-0

ACC	W	L	T	CONFERENCE USA	W	L	T	PAC-12	W	L	T
Boston College	7	2	0	Charlotte	0	0	0	Arizona	0	2	0
Clemson	50	31	2	Florida Atlantic	0	0	0	Arizona State	0	0	0
Duke	51	34	1	FIU	0	0	0	California	3	4	0
Florida State	12	14	1	Louisiana Tech	0	0	0	Colorado	0	0	0
Louisville	1	0	0	Marshall	0	0	0	Oregon	0	0	0
Miami	12	12	0	Middle Tennessee	2	1	0	Oregon State	0	0	0
North Carolina	30	21	3	North Texas	0	0	0	Stanford	2	0	0
NC State	19	10	0	Old Dominion	0	0	0	Southern California	2	2	0
Pittsburgh	5	8	0	Rice	2	0	1	UCLA	0	0	0
Syracuse	3	0	0	Southern Miss	0	0	0	Utah	0	2	0
Virginia	21	19	1	UAB	0	0	0	Washington	0	0	0
Virginia Tech	7	9	0	UTEP	0	0	0	Washington State	0	0	0
Wake Forest	23	8	0	UTSA	0	0	0	TOTAL	7	10	0
TOTAL	241	168	8	Western Kentucky	0	0	0	TOTAL	4	1	1
AMERICAN	W	L	T	INDEPENDENTS	W	L	T	SEC	W	L	T
Cincinnati	0	0	0	Army	3	1	0	Alabama	21	28	3
Connecticut	3	0	0	BYU	1	3	0	Arkansas	1	1	0
East Carolina	0	0	0	Notre Dame	6	28	1	Auburn	41	47	4
Houston	0	0	0	UMass	0	0	0	Florida	24	9	6
Memphis	2	1	0	TOTAL	10	32	1	Georgia	41	67	5
Navy	16	9	0	MAC	W	L	T	Kentucky	12	7	1
SMU	8	2	1	Akron	0	0	0	LSU	12	7	0
Temple	0	0	0	Ball State	0	0	0	Mississippi	2	2	0
Tulane	37	13	0	Bowling Green	1	0	0	Mississippi State	5	0	0
Tulsa	2	1	0	Buffalo	0	0	0	Missouri	1	1	0
UCF	3	0	0	Central Michigan	0	0	0	South Carolina	11	10	0
USF	0	1	0	Eastern Michigan	0	0	0	Tennessee	17	25	2
TOTAL	71	27	1	Kent State	0	0	0	Texas A&M	1	1	0
BIG TEN	W	L	T	Central Michigan	0	0	0	Vanderbilt	20	15	3
Illinois	0	0	0	Eastern Michigan	0	0	0	TOTAL	209	220	24
Indiana	0	0	0	Kent State	0	0	0	SUN BELT	W	L	T
Iowa	0	1	0	Miami (Ohio)	0	0	0	Appalachian State	0	0	0
Maryland	15	6	0	Northern Illinois	0	0	0	Arkansas State	0	0	0
Michigan	0	1	0	Ohio	0	0	0	Arkansas State	0	0	0
Michigan State	3	0	0	Toledo	0	0	0	Coastal Carolina	0	0	0
Minnesota	0	1	0	Western Michigan	0	0	0	Georgia Southern	2	0	0
Nebraska	1	0	0	TOTAL	1	0	0	Georgia State	0	0	0
Northwestern	0	0	0	MOUNTAIN WEST	W	L	T	Idaho	0	0	0
Ohio State	0	0	0	Air Force	3	1	0	Louisiana-Lafayette	0	0	0
Penn State	3	4	0	Boise State	0	0	0	New Mexico State	1	0	0
Purdue	0	1	0	Colorado State	0	0	0	South Alabama	0	0	0
Rutgers	1	0	0	Fresno State	0	2	0	Texas State	0	0	0
Wisconsin	0	0	0	Hawai'i	0	0	0	Troy	1	0	0
TOTAL	23	14	0	Nevada	0	0	0	ULM	0	0	0
BIG 12	W	L	T	New Mexico	0	0	0	TOTAL	3	0	0
Baylor	3	1	0	San Diego State	0	0	0				
Iowa State	1	0	0	San Jose State	0	0	0				
Kansas	2	1	0	UNLV	0	0	0				
Kansas State	0	0	0	Utah State	0	0	0				
Oklahoma	0	0	0	Wyoming	0	0	0				
Oklahoma State	0	0	0	TOTAL	3	3	0				
TCU	2	0	0								
Texas	0	1	0								
Texas Tech	2	0	0								
West Virginia	2	1	0								
TOTAL	12	4	0								



1939		1948		1955		1961	
	<b>AP</b>		<b>AP</b>		<b>AP</b>		<b>AP</b>
Nov. 20	19	Oct. 4	6	Preseason	10	Oct. 2	3
Dec. 4	13	Oct. 11	7	Sept. 19	2	Oct. 16	8
Dec. 11	16	Oct. 18	6	Sept. 26	3	Oct. 23	9
		Oct. 25	6	Oct. 3	4	Oct. 30	7
<b>1942</b>		Nov. 1	6	Oct. 10	5	Nov. 6	9
	<b>AP</b>	Nov. 8	11	Oct. 17	13	Dec. 4	13
Oct. 12	6	Nov. 15	20	Oct. 24	12		
Oct. 19	6			Oct. 31	8	<b>1962</b>	
Oct. 26	5	<b>1951</b>		Nov. 7	11		<b>AP</b>
Nov. 2	3		<b>AP</b>	Nov. 14	10	Sept. 24	8
Nov. 9	2	Oct. 1	11	Nov. 21	9	Oct. 1	5
Nov. 16	2	Oct. 8	8	Nov. 28	7		
Nov. 23	2	Oct. 15	5			<b>1963</b>	
Nov. 30	5	Oct. 22	3	<b>1956</b>			<b>AP</b>
		Oct. 29	5		<b>AP</b>	Sept. 23	9
<b>1943</b>		Nov. 5	8	Preseason	4	Sept. 30	7
	<b>AP</b>	Nov. 12	7	Sept. 24	2	Oct. 14	8
Nov. 8	19	Nov. 19	7	Oct. 1	3		
Nov. 15	15	Nov. 26	6	Oct. 8	3	<b>1964</b>	
Nov. 22	14	Dec. 3	5	Oct. 15	3		<b>AP</b>
Nov. 29	13			Oct. 22	3	Oct. 26	8
		<b>1952</b>		Oct. 29	2	Nov. 2	7
<b>1944</b>			<b>AP</b>	Nov. 5	2	Nov. 9	10
	<b>AP</b>	Preseason	3	Nov. 12	4		
Oct. 9	10	Sept. 29	6	Nov. 19	5	<b>1965</b>	
Oct. 16	8	Oct. 6	5	Nov. 26	4		<b>AP</b>
Oct. 23	5	Oct. 13	4	Dec. 3	4	Nov. 1	7
Oct. 30	5	Oct. 20	5				
Nov. 6	13	Oct. 27	4	<b>1957</b>		<b>1966</b>	
Nov. 13	9	Nov. 3	3		<b>AP</b>		<b>AP</b>
Nov. 20	10	Nov. 10	2	Preseason	11	Sept. 26	9
Dec. 4	13	Nov. 17	2	Sept. 23	3	Oct. 3	9
		Nov. 24	3	Sept. 30	14	Oct. 10	7
<b>1946</b>		Dec. 1	2	Oct. 7	17	Oct. 17	6
	<b>AP</b>			Nov. 4	18	Oct. 24	5
Oct. 28	16	<b>1953</b>				Oct. 31	5
Nov. 4	8		<b>AP</b>	<b>1958</b>		Nov. 7	5
Nov. 11	7	Preseason	3		<b>AP</b>	Nov. 14	5
Nov. 18	6	Sept. 28	9	Oct. 20	17	Nov. 21	8
Nov. 25	7	Oct. 5	10	Nov. 10	20	Nov. 28	8
Dec. 2	11	Oct. 12	6			Dec. 5	8
		Oct. 19	4	<b>1959</b>			
<b>1947</b>		Oct. 26	8		<b>AP</b>	<b>1970</b>	
	<b>AP</b>	Nov. 2	6	Sept. 21	16		<b>AP</b>
Oct. 6	4	Nov. 9	5	Sept. 28	7	Sept. 21	19
Oct. 13	5	Nov. 16	12	Oct. 5	3	Sept. 28	15
Oct. 20	7	Nov. 23	10	Oct. 12	.4	Oct. 5	13
Oct. 27	6	Nov. 30	8	Oct. 19	.9	Oct. 12	16
Nov. 3	6			Oct. 26	.9	Nov. 16	17
Nov. 10	6	<b>1954</b>		Nov. 2	19	Nov. 23	16
Nov. 17	10		<b>AP</b>	Nov. 9	15	Nov. 30	13
Nov. 24	9	Preseason	7			Dec. 6	13
Dec. 1	9	Sept. 20	5	<b>1960</b>		<b>FINAL</b>	<b>13</b>
Dec. 8	10	Oct. 11	19		<b>AP</b>		
		Oct. 18	15	Sept. 19	13	<b>1971</b>	
				Sept. 26	10		<b>AP</b>
				Oct. 10	19	Preseason	17
						<b>1972</b>	
							<b>AP</b>
						<b>FINAL</b>	<b>20</b>



1978				1998				2005				2011			
	AP			AP	CP	BCS		AP	CP	BCS		AP	CP	BCS	
Nov. 13	20			Oct. 12	25			Sept. 6	17			Sept. 18	25	24	
				Oct. 19	20			Sept. 11	16			Sept. 25	21	21	
<b>1984</b>				Oct. 26	23		17	Sept. 18	15			Oct. 2	13	13	
	AP			Nov. 2	23			Sept. 25	25	24		Oct. 9	12	12	
Sept. 26	18			Nov. 9	22			Nov. 6	24		23	Oct. 16	20	19	22
Oct. 2	12			Nov. 16	21		22	Nov. 20	20		21	Oct. 30	22	23	23
Oct. 10	20			Nov. 23	17		19	Nov. 27	24		24	Nov. 6	20	19	21
<b>1985</b>				Nov. 30	12		12	Dec. 4	24		24	Nov. 20	25	21	23
				Dec. 7	12		14								
<b>FINAL</b>	AP			<b>FINAL</b>	9			<b>2006</b>				<b>2014</b>			
	19								AP	CP	BCS		AP	CP	CFP
<b>1990</b>				<b>1999</b>				Sept. 24	24			Oct. 5	22	23	
	AP	UPI		Preseason	11			Oct. 1	18			Nov. 2	—	—	24
Oct. 2	23			Aug. 28	10			Oct. 8	13			Nov. 9	24	23	22
Oct. 9	18			Sept. 6	10			Oct. 15	13		19	Nov. 16	17	16	18
Oct. 16	11			Sept. 13	12			Oct. 22	21		24	Nov. 23	16	15	16
Oct. 23	16			Sept. 20	10			Oct. 29	20		20	Nov. 30	12	12	11
Oct. 30	16			Sept. 27	9			Nov. 5	19		18	Dec. 7	10	9	12
Nov. 6	7			Oct. 3	7			Nov. 12	18		18	<b>FINAL</b>	8	7	
Nov. 13	.4			Oct. 10	8			Nov. 19	16		16				
Nov. 20	3			Oct. 17	8			Nov. 26	23		22	<b>2015</b>			
Nov. 27	2			Oct. 24	7			<b>2007</b>					AP	CP	CFP
Dec. 4	2			Nov. 1	7				AP	CP	BCS	Preseason	16	17	
<b>FINAL</b>	2	1		Nov. 8	13			Sept. 4	21	21		Sept. 4	15	16	
				Nov. 15	14			Sept. 9	15	15		Sept. 13	14	16	
<b>1991</b>				Nov. 22	20							Sept. 20	20	20	
	AP	CP		Nov. 29	17			<b>2008</b>							
Preseason	8			Dec. 6	17				AP	CP	BCS				
Sept. 3	17			<b>FINAL</b>	17			Oct. 19	21	21	18				
Sept. 10	17			<b>2000</b>				Nov. 2	22	20	20				
Sept. 17	17				AP	CP	BCS	Nov. 23	18	23	22				
Sept. 23	19			Oct. 29	25			Nov. 30	15	16	15				
Sept. 30	21			Nov. 5	24			Dec. 7	14	15	14				
<b>1992</b>				Nov. 12	20	22		<b>FINAL</b>	22	22					
	AP	CP		Nov. 19	18			<b>2009</b>							
Preseason	23			Nov. 26	17		13		AP	CP	BCS				
Sept. 1	24			Dec. 3	15		13	Preseason	15	15					
Sept. 8	24			<b>FINAL</b>	17			Sept. 8	15	13					
Sept. 15	22			<b>2001</b>				Sept. 13	14	13					
Sept. 29	23				AP	CP	BCS	Sept. 27	25						
Oct. 6	17			Preseason	10			Oct. 4	22	23					
Oct. 13	16			Aug. 26	11			Oct. 11	19	20					
Oct. 20	19			Sept. 3	10			Oct. 18	11	13	12				
<b>1996</b>				Sept. 9	10			Oct. 25	11	11	11				
	AP	CP		Sept. 16	*NP			Nov. 1	10	11	10				
Oct. 7	23			Sept. 23	9			Nov. 8	7	7	7				
Oct. 14	22			Sept. 30	17			Nov. 15	7	7	7				
<b>1997</b>				Oct. 7	15			Nov. 22	7	7	7				
	AP	CP		Oct. 14	23			Nov. 29	12	12	10				
Oct. 6	25			Oct. 21	21			Dec. 6	9	10	9				
Oct. 13	21			Oct. 28	23			<b>FINAL</b>	13	13					
<b>FINAL</b>	25			Nov. 4	20			<b>2010</b>							
				Nov. 18	21				AP	CP	BCS				
				<b>FINAL</b>	24			Preseason	16	17					
								Sept. 7	15	17					

\*NP=no poll published the week after Sept. 11, 2001



### GEORGIA TECH IN FINAL POLLS

YEAR	REC	AP	C	BCS/CFP
1939	8-2	16	—	
1942	9-2	5	—	
1943	8-3	13	—	
1944	8-3	13	—	
1946	9-2	11	—	
1947	10-1	10	—	
1951	11-0-1	5	5	
1952*	12-0	2	2	
1953	9-2-1	8	9	
1954	8-3	—	13	
1955	9-1-1	7	7	
1956	10-1	4	4	
1961	7-4	13	13	
1962	7-3-1	—	11	
1966	9-2	8	8	
1970	9-3	13	17	
1972	7-4-1	20	—	
1985	9-2-1	19	18	
1990	11-0-1	2	1	
1997	7-5	25	—	
1998	10-2	9	11	—
1999	8-4	21	20	—
2000	9-3	17	19	—
2001	8-5	24	—	—
2008	9-4	22	22	—
2009	11-3	13	13	9
2014	11-3	8	7	12

\* — No. 1 by International News Service

C — Coaches' poll: Released by UPI through 1990, then by USA TODAY beginning in 1991

BCS/CFP — BCS rankings were released from 1998-2013; College Football Playoff rankings began in 2014.

### GEORGIA TECH IN AP TOP 25

#### Last time ranked in AP Top 25:

Sept. 26, 2015

#### Last time ranked in AP Top 10:

Jan. 13, 2015

Weeks ranked in AP poll.....307

Weeks ranked in Top 10.....146

Weeks ranked in Top 5.....58

Highest AP Ranking.....No. 2 (13 times)

### GEORGIA TECH VS. AP TOP 25

Overall.....	92-174-6
Home.....	49-76-4
Away.....	26-85-2
Neutral sites.....	17-13-0

	ALL	H	A	N	BOWL
vs. ACC	29-45	18-20	1-2	0-0	0-0
vs. No. 1	2-9-1	1-1-1	1-8	0-0	0-0
vs. No. 2	0-10-1	0-5-1	0-4	0-1	0-0
vs. No. 3	1-11	0-6	1-5	0-0	0-0
vs. No. 4	3-9	2-5	1-4	0-0	0-0
vs. No. 5	3-13	1-2	2-5	0-0	0-0
vs. No. 6	5-6	3-4	1-2	1-0	1-0
vs. No. 7	3-14	2-5	0-7	1-2	1-1
vs. No. 8	5-10	3-4	1-6	1-0	1-0
vs. No. 9	7-11	4-3	1-6	1-1	1-1
vs. No. 10	4-10	0-4	1-5	3-1	3-1
vs. No. 11	4-8	1-2	1-5	2-1	2-1
vs. No. 12	5-6	2-2	2-4	1-0	1-0
vs. No. 13	5-7	2-2	2-3	1-2	1-1
vs. No. 14	2-11	1-6	1-5	0-0	0-0
vs. No. 15	4-6-2	3-5-1	0-1-1	1-0	1-0
vs. No. 16	5-5-2	4-0-1	1-4-1	0-1	0-0
vs. No. 17	10-5	7-2	1-1	2-2	2-2
vs. No. 18	7-7	4-3	3-	0-0	0-0
vs. No. 19	7-3	2-1	3-2	2-0	2-0
vs. No. 20	4-7	3-4	1-3	0-0	0-0
vs. No. 21	1-1	1-1	0-0	0-0	0-0
vs. No. 22	2-4	2-2	0-2	0-0	0-0
vs. No. 23	3-1	1-0	2-0	0-1	0-1
vs. No. 24	0-0	0-0	0-0	0-0	0-0
vs. No. 25	2-5	1-2	0-1	1-2	0-0

### GEORGIA TECH VS. AP TOP 10

#### Last win vs. Top 10 team

Oct. 24, 2015

#### Last home win vs. Top 10 team

Oct. 24, 2015

#### Last road win vs. Top 10 team

Nov. 29, 2014

#### Last bowl win vs. Top 10 team

Dec. 31, 2014

#### Last ACC win vs. Top 10 team

Oct. 24, 2015

#### Longest win streak vs. Top 10

6 (1959-62)

#### Longest losing streak vs. Top 10

25 (1966-80)

#### Most Common Top 10 Opponent

Georgia, 17

DATE	OPPONENT	RESULT
Nov. 14, 1936	4 Alabama	L, 16-20
Nov. 13, 1937	at 3 Alabama	L, 0-7
Jan. 1, 1940	vs. 6 Missouri	W, 21-7
Nov. 1, 1941	4 Duke	L, 0-14
Nov. 15, 1941	at 9 Alabama	L, 0-20
Nov. 14, 1942	5 Alabama	W, 7-0
Nov. 28, 1942	at 5 Georgia	L, 0-34
Oct. 23, 1943	at 3 Navy	L, 14-28
Oct. 30, 1943	8 Duke	L, 7-14
Oct. 21, 1944	9 Navy	W, 17-15
Oct. 20, 1945	at 2 Navy	L, 6-20
Nov. 30, 1946	at 3 Georgia	L, 7-35
Nov. 1, 1947	9 Duke	W, 7-0

Oct. 28, 1950	4 Kentucky	L, 14-28
Jan. 1, 1952	vs. 9 Baylor	W, 17-14
Nov. 1, 1952	at 6 Duke	W, 28-7
Jan. 1, 1953	vs. 7 Ole Miss	W, 24-7
Oct. 24, 1953	at 1 Notre Dame	L, 14-27
Jan. 1, 1954	vs. 10 W. Virginia	W, 42-19
Jan. 1, 1955	vs. 10 Arkansas	W, 14-6
Sept. 29, 1956	at 5 SMU	W, 9-7
Nov. 10, 1956	3 Tennessee	L, 0-6
Oct. 19, 1957	9 Auburn	L, 0-3
Nov. 2, 1957	7 Duke	W, 13-0
Nov. 9, 1957	at 9 Tennessee	L, 6-21
Oct. 18, 1958	2 Auburn	T, 7-7
Sept. 26, 1959	6 SMU	W, 16-12
Oct. 3, 1959	6 Clemson	W, 16-6
Oct. 10, 1959	at 8 Tennessee	W, 14-7
Nov. 5, 1960	8 Tennessee	W, 14-7
Sept. 22, 1961	at 9 USC	W, 27-7
Nov. 17, 1962	1 Alabama	W, 7-6
Nov. 16, 1963	at 7 Alabama	L, 11-27
Nov. 14, 1964	2 Alabama	L, 7-24
Jan. 1, 1966	vs. 10 Texas Tech	W, 31-21
Oct. 8, 1966	8 Tennessee	W, 6-3
Nov. 26, 1966	at 7 Georgia	L, 14-23
Nov. 18, 1967	9 Notre Dame	L, 3-36
Oct. 12, 1968	10 Tennessee	L, 7-24
Nov. 16, 1968	at 9 Notre Dame	L, 6-34
Nov. 30, 1968	at 4 Georgia	L, 8-47
Oct. 1, 1969	at 10 Tennessee	L, 8-26
Oct. 25, 1969	at 7 USC	L, 18-29
Nov. 15, 1969	9 Notre Dame	L, 20-38
Oct. 17, 1970	at 8 Auburn	L, 7-31
Nov. 14, 1970	at 1 Notre Dame	L, 7-10
Oct. 16, 1971	5 Auburn	L, 14-31
Nov. 25, 1971	7 Georgia	L, 24-28
Sept. 22, 1973	1 USC	L, 6-23
Oct. 13, 1973	at 8 Tennessee	L, 14-20
Sept. 9, 1974	2 Notre Dame	L, 7-31
Oct. 19, 1974	at 5 Auburn	L, 22-31
Sept. 18, 1976	3 Pittsburgh	L, 14-42
Nov. 27, 1976	at 4 Georgia	L, 10-13
Nov. 5, 1977	at 5 Notre Dame	L, 14-69
Nov. 18, 1978	10 Notre Dame	L, 21-38
Dec. 25, 1978	vs. 7 Purdue	L, 21-41
Sept. 8, 1979	2 Alabama	L, 6-30
Oct. 6, 1979	at 10 Notre Dame	L, 13-21
Sept. 6, 1980	at 2 Alabama	L, 3-26
Oct. 4, 1980	at 10 N. Carolina	L, 0-33
Nov. 8, 1980	1 Notre Dame	T, 3-3
Nov. 29, 1980	at 1 Georgia	L, 20-38
Sept. 12, 1981	at 4 Alabama	W, 24-21
Oct. 3, 1981	6 North Carolina	L, 7-28
Nov. 28, 1981	3 Georgia	L, 7-44
Sept. 11, 1982	4 Alabama	L, 7-45
Nov. 27, 1982	at 1 Georgia	L, 18-38
Oct. 1, 1983	5 North Carolina	L, 21-38
Oct. 15, 1983	5 Auburn	L, 13-31
Nov. 26, 1983	1 Georgia	L, 24-27
Oct. 19, 1985	8 Auburn	L, 14-17
Oct. 18, 1986	at 7 Auburn	L, 10-31
Sept. 26, 1987	at 9 Clemson	L, 12-33
Oct. 17, 1987	5 Auburn	L, 10-20
Oct. 15, 1988	8 South Carolina	W, 34-0
Nov. 3, 1990	at 1/1 Virginia	W, 41-38
Sept. 28, 1991	at 7/5 Clemson	L, 7-9





Oct. 17, 1992	6/6 Florida State	L, 24-29
Nov. 28, 1992	at 9/10 Georgia	L, 17-31
Oct. 2, 1993	at 1/1 Florida St.	L, 0-51
Nov. 5, 1994	8/6 Florida State	L, 10-41
Oct. 21, 1995	1/1 Florida State	L, 10-42
Nov. 2, 1996	3/2 Florida State	L, 3-49
Oct. 18, 1997	at 3/3 Florida St.	L, 0-38
Oct. 30, 1997	5/5 N. Carolina	L, 13-16
Oct. 17, 1998	7/6 Virginia	W, 41-38
Oct. 24, 1998	6/6 Florida State	L, 7-34
Sept. 11, 1999	at 1/1 Florida St.	L, 35-41
Sept. 9, 2000	2/2 Florida State	L, 21-26
Oct. 28, 2000	at 5/4 Clemson	W, 31-28
Nov. 2, 2002	at 10/8 NC State	W, 24-17
Nov. 30, 2002	at 5/5 Georgia	L, 7-51
Sept. 13, 2003	at 10/11 Florida St.	L, 13-14
Nov. 29, 2003	5/5 Georgia	L, 17-34
Oct. 2, 2004	4/4 Miami	L, 7-24
Nov. 27, 2004	at 8/7 Georgia	L, 13-19
Sept. 24, 2005	at 4/4 Va. Tech	L, 7-51
Nov. 19, 2005	at 3/3 Miami	W, 14-10
Sept. 2, 2006	2/3 Notre Dame	L, 10-14
Sept. 30, 2006	at 11/10 Va. Tech	W, 38-27
Nov. 24, 2007	6/7 Georgia	L, 17-31
Oct. 17, 2009	4/4 Virginia Tech	W, 28-23
Oct. 29, 2011	6/6 Clemson	W, 31-17
Nov. 10, 2011	10/9 Va. Tech	L, 26-37
Nov. 24, 2012	at 3/3 Georgia	L, 10-42
Nov. 14, 2013	at 8/6 Clemson	L, 31-55
Nov. 29, 2014	at 9/10 Georgia	W, 30-24 <sup>OT</sup>
Dec. 6, 2014	vs. 2/2 Florida St.	L, 35-37
Dec. 31, 2014	vs. 8/8 Miss. St.	W, 49-34
Sept. 19, 2015	at 8/10 Notre Dame	L, 22-30
Oct. 10, 2015	at 6/6 Clemson	L, 24-43
Oct. 24, 2015	at 9/9 Florida St.	W, 22-16
Sept. 22, 2016	5/3 Clemson	L, 7-26
Oct. 14, 2017	at 11/10 Miami	L, 24-25
Oct. 28, 2017	at 7/7 Clemson	L, 10-24
Nov. 25, 2017	7/7 Georgia	L, 7-38
Sept. 22, 2018	3/2 Clemson	L, 21-49
Nov. 24, 2018	at 5 Georgia	L, 10-34

## GEORGIA TECH VS. AP NO. 1

DATE	OPPONENT	RESULT
Oct. 24, 1953	at Notre Dame	L, 14-27
Nov. 17, 1962	Alabama	W, 7-6
Nov. 14, 1970	Notre Dame	L, 7-10
Sept. 22, 1973	USC	L, 6-23
Nov. 8, 1980	Notre Dame	T, 3-3
Nov. 29, 1980	at Georgia	L, 20-38
Nov. 27, 1982	at Georgia	L, 18-38
Nov. 3, 1990	at Virginia	W, 41-38
Oct. 2, 1993	at Florida State	L, 0-51
Oct. 21, 1995	at Florida State	L, 10-42
Nov. 11, 1999	at Florida State	L, 35-41

## GEORGIA TECH ON HOLIDAYS

### THANKSGIVING — 21-14-2

DATE	OPPONENT	RESULT
Nov. 30, 1893	St. Albans	L, 0-6
Nov. 29, 1894	Ft. McPherson	L, 0-34
Nov. 24, 1898	vs. Clemson	L, 0-23
Nov. 30, 1899	at Clemson	L, 5-41
Nov. 27, 1902	at Alabama	L, 0-26
Nov. 26, 1903	South Carolina	L, 0-16
Nov. 24, 1904	Cumberland	W, 18-0
Nov. 30, 1905	Clemson	W, 17-12
Nov. 29, 1906	Clemson	L, 0-10
Nov. 28, 1907	Clemson	L, 5-6
Nov. 26, 1908	Clemson	W, 30-6
Nov. 25, 1909	Clemson	W, 29-3
Nov. 24, 1910	Clemson	W, 34-0
Nov. 30, 1911	Clemson	W, 31-0
Nov. 28, 1912	Clemson	W, 23-0
Nov. 27, 1913	Clemson	W, 34-0
Nov. 26, 1914	Clemson	W, 26-6
Nov. 25, 1915	Auburn	W, 7-0
Nov. 30, 1916	Auburn	W, 33-7
Nov. 22, 1917	Auburn	W, 68-7
Nov. 28, 1918	Auburn	W, 41-0
Nov. 27, 1919	Auburn	L, 7-14
Nov. 25, 1920	Auburn	W, 34-0
Nov. 24, 1921	Auburn	W, 14-0
Nov. 30, 1922	Auburn	W, 14-6
Nov. 29, 1923	Auburn	T, 0-0
Nov. 27, 1924	Auburn	W, 7-0
Nov. 26, 1925	Auburn	T, 7-7
Nov. 25, 1926	Auburn	W, 20-7
Nov. 24, 1927	Auburn	W, 18-0
Nov. 29, 1928	Auburn	W, 51-0
Nov. 28, 1929	Auburn	W, 19-6
Nov. 27, 1930	Florida	L, 7-55
Nov. 25, 1971	Georgia	L, 24-28
Nov. 27, 1975	Georgia	L, 26-42
Nov. 25, 1993	Georgia	L, 10-43
Nov. 23, 1995	Georgia	L, 17-18

### CHRISTMAS — 1-1

DATE	OPPONENT	RESULT
Dec. 25, 1978	vs. Purdue	L, 21-41
Dec. 25, 1991	vs. Stanford	W, 18-17

### NEW YEAR'S EVE — 5-4

DATE	OPPONENT	RESULT
Dec. 31, 1965	vs. Texas Tech	W, 31-21
Dec. 31, 1985	vs. Michigan St.	W, 17-14
Dec. 31, 2002	vs. Fresno State	L, 21-30
Dec. 31, 2007	vs. Fresno State	L, 28-40
Dec. 31, 2008	vs. LSU	L, 3-38
Dec. 31, 2011	vs. Utah	L, 27-30 <sup>OT</sup>
Dec. 31, 2012	vs. USC	W, 21-7
Dec. 31, 2014	vs. Mississippi St.	W, 49-34
Dec. 31, 2016	vs. Kentucky	W, 33-18

### NEW YEAR'S DAY — 11-4-0

DATE	OPPONENT	RESULT
Jan. 1, 1929	vs. California	W, 8-7
Jan. 1, 1940	vs. Missouri	W, 21-7
Jan. 1, 1943	vs. Texas	L, 7-14
Jan. 1, 1944	vs. Tulsa	W, 20-18
Jan. 1, 1945	vs. Tulsa	L, 12-26
Jan. 1, 1947	vs. Saint Mary's	W, 41-19
Jan. 1, 1948	vs. Kansas	W, 20-14
Jan. 1, 1952	vs. Baylor	W, 17-14
Jan. 1, 1953	vs. Ole Miss	W, 24-7
Jan. 1, 1954	vs. West Virginia	W, 42-19
Jan. 1, 1955	vs. Arkansas	W, 14-6
Jan. 1, 1991	vs. Nebraska	W, 45-21
Jan. 1, 1999	vs. Notre Dame	W, 35-28
Jan. 1, 2000	vs. Miami	L, 13-28
Jan. 1, 2007	vs. West Virginia	L, 35-38

**GEORGIA TECH HOMECOMING — 53-16-1**

DATE	OPPONENT	RESULT	ATTEN.
Oct. 29, 1949	Duke	L, 14-27	38,000
Oct. 28, 1950	Kentucky	L, 14-28	35,000
Nov. 3, 1951	Duke	T, 14-14	36,000
Oct. 25, 1952	Vanderbilt	W, 30-0	35,373
Nov. 7, 1953	Clemson	W, 20-7	35,000
Oct. 23, 1954	Kentucky	L, 6-13	34,000
Oct. 29, 1955	Duke	W, 27-0	40,000
Oct. 27, 1956	Tulane	W, 40-0	40,000
Nov. 2, 1957	Duke	W, 13-0	40,000
Nov. 15, 1958	Alabama	L, 8-17	44,726
Oct. 31, 1959	Duke	L, 7-10	44,174
Oct. 22, 1960	Tulane	W, 14-6	43,608
Nov. 4, 1961	Florida	W, 20-0	44,940
Oct. 27, 1962	Tulane	W, 42-12	46,370
Nov. 2, 1963	Duke	W, 30-6	52,266
Oct. 24, 1964	Tulane	W, 7-6	45,129
Oct. 30, 1965	Duke	W, 35-23	46,981
Nov. 12, 1966	Penn State	W, 21-0	50,172
Nov. 4, 1967	Duke	W, 19-7	50,103
Oct. 26, 1968	Tulane	W, 23-19	47,481
Nov. 1, 1969	Duke	W, 20-7	41,113
Nov. 7, 1970	Navy	W, 30-8	50,105
Oct. 30, 1971	Duke	W, 21-0	49,886
Oct. 28, 1972	Tulane	W, 21-7	48,096
Nov. 3, 1973	Duke	W, 12-10	47,129
Oct. 12, 1974	North Carolina	W, 29-28	38,413
Nov. 1, 1975	Duke	W, 21-6	44,116
Nov. 6, 1976	Notre Dame	W, 23-14	50,079
Oct. 29, 1977	Duke	L, 24-25	47,131
Oct. 28, 1978	Florida	W, 17-13	44,866
Nov. 10, 1979	Air Force	W, 21-0	30,113
Oct. 25, 1980	Tulane	L, 14-31	35,119
Oct. 31, 1981	Duke	L, 24-38	30,232
Oct. 30, 1982	Duke	L, 21-38	36,562
Nov. 12, 1983	Wake Forest	W, 49-33	26,330
Nov. 3, 1984	Duke	W, 31-3	36,393
Oct. 12, 1985	Western Carolina	W, 24-17	36,111
Nov. 1, 1986	Duke	W, 34-6	37,102
Nov. 7, 1987	Virginia	L, 14-23	38,111
Oct. 29, 1988	Duke	L, 21-31	40,393
Oct. 21, 1989	North Carolina	W, 17-14	41,114
Oct. 27, 1990	Duke	W, 48-31	44,061
Oct. 26, 1991	North Carolina	W, 35-14	45,542
Oct. 31, 1992	Duke	W, 20-17	44,129
Nov. 6, 1993	Baylor	W, 37-27	42,175
Nov. 19, 1994	Wake Forest	L, 13-20	35,706
Oct. 28, 1995	Clemson	L, 3-24	45,245
Oct. 26, 1996	UCF	W, 27-20	43,610
Oct. 11, 1997	NC State	W, 27-17	44,915
Oct. 17, 1998	Virginia	W, 41-38	46,018
Oct. 9, 1999	North Carolina	W, 31-24 (OT)	46,110
Oct. 14, 2000	Wake Forest	W, 52-20	43,829
Oct. 20, 2001	NC State	W, 27-17	41,942
Oct. 26, 2002	Virginia	W, 23-15	42,727
Oct. 4, 2003	NC State	W, 29-21	50,113
Oct. 16, 2004	Duke	W, 24-7	46,856
Oct. 29, 2005	Clemson	W, 10-9	55,000
Oct. 28, 2006	Miami	W, 30-23	55,320
Oct. 20, 2007	Army	W, 34-10	50,242
Oct. 25, 2008	Virginia	L, 17-24	47,416
Oct. 17, 2009	Virginia Tech	W, 28-23	54,405
Oct. 9, 2010	Virginia	W, 33-21	48,016
Oct. 29, 2011	Clemson	W, 31-17	55,646

Oct. 27, 2012	BYU	L, 17-41	50,103
Nov. 2, 2013	Pittsburgh	W, 21-10	52,312
Nov. 1, 2014	Virginia	W, 35-10	46,657
Oct. 24, 2015	Florida State	W, 22-16	55,000
Oct. 29, 2016	Duke	W, 38-35	43,886
Oct. 21, 2017	Wake Forest	W, 38-24	45,224
Oct. 13, 2018	Duke	L, 14-28	41,709

**HOMECOMING OPPONENTS**

Opponent	Games	Record
Air Force	1	1-0-0
Alabama	1	0-1-0
Army	1	1-0-0
Baylor	1	1-0-0
BYU	1	0-1-0
Clemson	4	3-1-0
Duke	23	15-7-1
Florida	2	2-0-0
Florida State	1	1-0-0
Kentucky	2	0-2-0
Miami	1	1-0-0
Navy	1	1-0-0
NC State	3	3-0-0
North Carolina	4	4-0-0
Notre Dame	1	1-0-0
Penn State	1	1-0-0
Pittsburgh	1	1-0-0
Tulane	7	6-1-0
UCF	1	1-0-0
Vanderbilt	1	1-0-0
Virginia	6	4-2-0
Virginia Tech	1	1-0-0
Wake Forest	4	3-1-0
Western Carolina	1	1-0-0

**CONFERENCE/NON-CONFERENCE**

Conference Games	39	30-9-0
SEC	8	5-3-0
ACC	31	25-6-0
Non-Conference	31	23-7-1

**MONTH**

October	48	35-13-0
November	22	18-3-1

**STREAKS**

Longest Win Streak.....	17 (1960-76)
Longest Losing Streak.....	3 (1980-82)
Current Streak.....	L1



**1948**

Oct. 2, 1948	Tulane	W	13-7	WSB
Nov. 6, 1948	Tennessee	L	6-13	WSB
Nov. 1, 1948	Alabama	L	12-14	WSB

**1949**

Sept. 24, 1949	Vanderbilt	W	12-7	WSB
Oct. 8, 1949	Washington & Lee	W	36-0	WSB
Oct. 15, 1949	Auburn	W	35-21	WSB
Oct. 29, 1949	Duke	L	14-27	WSB
Nov. 19, 1949	South Carolina	W	13-3	WSB
Nov. 26, 1949	Georgia	W	7-6	WSB

**1952**

Nov. 15, 1952	Alabama	W	7-3	WSB
Jan. 1, 1953	vs. Ole Miss <sup>B</sup>	W	24-7	ABC

**1953**

Jan. 1, 1954	vs. West Virginia <sup>B</sup>	W	42-19	ABC
--------------	--------------------------------	---	-------	-----

**1954**

Nov. 13, 1954	Alabama	W	20-0	WSB
Jan. 1, 1955	vs. Arkansas <sup>B</sup>	W	14-6	NBC

**1955**

Sept. 17, 1955	Miami	W	14-6	NBC
Jan. 2, 1956	vs. Pittsburgh <sup>B</sup>	W	7-0	ABC

**1956**

Sept. 22, 1956	at Kentucky	W	14-6	NBC
Dec. 29, 1956	vs. Pittsburgh <sup>B</sup>	W	21-14	CBS

**1959**

Jan. 2, 1960	vs. Arkansas <sup>B</sup>	L	7-14	CBS
--------------	---------------------------	---	------	-----

**1961**

Dec. 30, 1961	vs. Penn State <sup>B</sup>	L	15-30	CBS
---------------	-----------------------------	---	-------	-----

**1962**

Oct. 2, 1962	LSU	L	7-10	NBC
Dec. 22, 1962	vs. Missouri <sup>B</sup>	L	10-14	CBS

**1963**

Sept. 14, 1963	Florida	W	9-0	ABC
----------------	---------	---	-----	-----

**1965**

Dec. 31, 1965	vs. Texas Tech <sup>B</sup>	W	31-21	ABC
---------------	-----------------------------	---	-------	-----

**1966**

Oct. 8, 1966	Tennessee	W	6-3	ABC
Jan. 2, 1967	vs. Florida <sup>B</sup>	L	12-27	NBC

**1967**

Oct. 14, 1967	at Tennessee	L	13-24	ABC
Nov. 25, 1967	Georgia	L	14-21	ABC

**1969**

Nov. 15, 1969	Notre Dame	L	20-38	ABC
---------------	------------	---	-------	-----

**1970**

Dec. 19, 1970	vs. Texas Tech <sup>B</sup>	W	17-9	CBS
---------------	-----------------------------	---	------	-----

**1971**

Nov. 25, 1971	Georgia (THK)	L	24-28	ABC
Dec. 30, 1971	vs. Ole Miss <sup>B</sup>	L	18-41	N/A

**1972**

Sept. 9, 1972	Tennessee	L	3-34	ABC
Dec. 18, 1972	vs. Iowa State <sup>B</sup>	W	31-30	ABC

**1974**

Sept. 9, 1974	Notre Dame	L	7-31	ABC
Oct. 26, 1974	Tulane	W	27-7	ABC

**1975**

Nov. 27, 1975	Georgia (THK)	L	26-42	ABC
---------------	---------------	---	-------	-----

**1976**

Sept. 11, 1976	South Carolina	L	17-27	ABC
----------------	----------------	---	-------	-----

**1978**

Oct. 21, 1978	at Auburn	W	24-10	ABC
Oct. 28, 1978	Florida	W	17-13	ABC
Dec. 2, 1978	at Georgia	L	28-29	ABC
Dec. 25, 1978	vs. Purdue <sup>B</sup>	L	21-41	CBS

**1979**

Sept. 8, 1979	Alabama	L	6-30	ABC
Nov. 24, 1979	at Georgia	L	3-16	ABC

**1981**

Sept. 12, 1981	at Alabama%	W	24-21	ESPN
Nov. 28, 1981	Georgia	L	7-44	ABC

**1982**

Oct. 23, 1982	Tennessee	W	31-21	ABC
---------------	-----------	---	-------	-----

**1983**

Sept. 24, 1983	at Clemson	L	14-41	ESPN
Nov. 3, 1983	Virginia (TH)	W	31-27	TBS

**1984**

Sept. 15, 1984	Alabama	W	16-6	TBS
Sept. 29, 1984	Clemson	W	28-21	ESPN
Oct. 6, 1984	NC State	L	22-27	ACC
Dec. 14, 1984	at Georgia	W	35-18	ACC

**1985**

Sept. 14, 1985	at NC State	W	28-18	ACC
Oct. 5, 1985	North Carolina	W	31-0	ACC
Oct. 19, 1985	Auburn	L	14-17	CBS
Oct. 26, 1985	at Tennessee	T	6-6	ESPN
Nov. 16, 1985	Wake Forest	W	41-10	ACC
Nov. 30, 1985	Georgia	W	20-16	TBS
Dec. 31, 1985	vs. Michigan State <sup>B</sup>	W	17-14	TBS

**1986**

Sept. 27, 1986	Clemson	L	3-27	ACC
Oct. 11, 1986	NC State	W	59-21	ACC
Oct. 25, 1986	Tennessee	W	14-13	TBS
Nov. 22, 1986	at Wake Forest	L	21-24	ACC
Nov. 29, 1986	at Georgia	L	24-31	TBS

**1987**

Sept. 26, 1987	at Clemson	L	12-33	ACC
Oct. 3, 1987	at NC State	L	0-17	ACC
Nov. 7, 1987	Virginia	L	14-23	ACC
Nov. 28, 1987	Georgia	L	16-30	ESPN

**1988**

Sept. 17, 1988	at Virginia	L	16-17	ACC
Oct. 1, 1988	NC State	L	6-14	ACC
Oct. 8, 1988	at Maryland	L	8-13	ACC
Nov. 26, 1988	at Georgia	L	3-24	TBS

**1989**

Sept. 9, 1989	at NC State	L	28-38	ACC
Sept. 16, 1989	Virginia	L	10-17	ACC
Nov. 18, 1989	Wake Forest	W	43-14	ACC

**1990**

Sept. 8, 1990	NC State	W	21-13	ACC
Sept. 29, 1990	South Carolina	W	27-6	ESPN
Oct. 6, 1990	at Maryland	W	31-3	ACC
Oct. 13, 1990	Clemson	W	21-19	ACC
Oct. 27, 1990	Duke	W	48-31	ACC
Nov. 3, 1990	at Virginia	W	41-38	CBS
Dec. 1, 1990	at Georgia	W	40-23	TBS
Jan. 1, 1991	vs. Nebraska <sup>B</sup>	W	45-21	ABC

**1991**

Aug. 28, 1991	Penn. State (WD)	L	22-34	n/a
Sept. 19, 1991	Virginia (TH)	W	24-21	ESPN
Sept. 28, 1991	at Clemson	L	7-9	ABC
Oct. 5, 1991	NC State	L	21-28	ACC
Oct. 12, 1991	Maryland	W	34-10	ACC
Oct. 26, 1991	North Carolina	W	35-14	ACC
Nov. 16, 1991	Wake Forest	W	27-3	ACC
Nov. 30, 1991	Georgia	L	15-18	ACC
Dec. 25, 1991	vs. Stanford <sup>B</sup>	W	18-17	ACC

**1992**

Sept. 26, 1992	Clemson	W	20-16	ESPN
Oct. 3, 1992	NC State	W	16-13	ACC
Oct. 17, 1992	Florida State	L	24-29	ESPN
Oct. 24, 1992	at North Carolina	L	14-26	ABC
Oct. 31, 1992	Duke	W	20-17	ACC
Nov. 28, 1992	at Georgia	L	17-31	ESPN

**1993**

Sept. 16, 1993	Virginia (TH)	L	14-35	ESPN
Oct. 2, 1993	Florida State	L	0-51	ABC
Oct. 16, 1993	North Carolina	L	3-41	ABC
Oct. 23, 1993	at NC State	L	23-28	ACC
Oct. 30, 1993	at Duke	W	47-14	ACC
Nov. 13, 1993	at Wake Forest	W	38-28	ACC
Nov. 25, 1993	Georgia (THK)	L	10-43	ABC

**1994**

Sept. 1, 1994	Arizona (TH)	L	14-19	ESPN
Oct. 1, 1994	at NC State	L	13-21	ABC
Oct. 8, 1994	at North Carolina	L	24-31	ACC
Nov. 5, 1994	Florida State	L	10-41	ACC
Nov. 12, 1994	at Clemson	L	10-20	ACC
Nov. 25, 1994	at Georgia (FR)	L	10-48	ESPN

**1995**

Sept. 2, 1995	Furman	W	51-7	ACC
Sept. 7, 1995	at Arizona (TH)	L	19-20	n/a
Sept. 28, 1995	Maryland (TH)	W	31-3	ESPN
Oct. 14, 1995	North Carolina	W	27-25	ACC
Oct. 21, 1995	at Florida State	L	10-42	ABC
Oct. 28, 1995	Clemson	L	3-24	ACC
Nov. 23, 1995	Georgia (THK)	L	17-18	ABC

**1996**

Sept. 7, 1996	at NC State	W	28-16	ABC
Sept. 21, 1996	at North Carolina	L	0-16	ABC
Sept. 26, 1996	Duke (TH)	W	48-22	ESPN
Oct. 5, 1996	Virginia	W	13-7	ABC
Oct. 19, 1996	at Clemson	L	25-28	ABC
Oct. 26, 1996	UCF	W	27-2	n/a
Nov. 2, 1996	Florida State	L	3-49	ESPN
Nov. 14, 1996	at Maryland (TH)	L	10-13	ESPN
Nov. 30, 1996	at Georgia	L	10-19	CBS

**1997**

Sept. 6, 1997	at Notre Dame	L	13-17	NBC
Sept. 27, 1997	Clemson	W	23-20	ESPN
Oct. 4, 1997	at Boston College	W	42-14	CBS
Oct. 11, 1997	NC State	W	27-17	ABC
Oct. 18, 1997	at Florida State	L	0-38	ABC
Oct. 30, 1997	North Carolina (TH)	L	13-16	ESPN
Nov. 8, 1997	at Virginia	L	31-35	ABC
Nov. 22, 1997	Maryland	W	37-18	ABC
Nov. 29, 1997	Georgia	L	24-27	ABC
Dec. 29, 1997	vs. West Virginia <sup>B</sup>	W	35-30	TBS

**1998**

Sept. 5, 1998	Boston College	L	31-41	ABC
Sept. 26, 1998	at North Carolina	W	43-21	ESPN
Oct. 3, 1998	Duke	W	41-13	ACC
Oct. 10, 1998	NC State	W	47-24	ABC
Oct. 17, 1998	Virginia	W	41-38	ABC
Oct. 24, 1998	Florida State	L	7-34	ESPN
Oct. 31, 1998	at Maryland <sup>#</sup>	W	31-14	ACC
Nov. 12, 1998	at Clemson (TH)	W	24-21	ESPN
Nov. 28, 1998	at Georgia	W	21-19	CBS
Jan. 1, 1999	vs. Notre Dame <sup>B</sup>	W	35-28	NBC

**1999**

Sept. 4, 1999	at Navy	W	49-14	FSN
Sept. 11, 1999	at Florida State	L	35-41	ABC
Sept. 30, 1999	Maryland (TH)	W	49-31	ESPN
Oct. 9, 1999	North Carolina	W or	31-24	ABC
Oct. 16, 1999	at Duke	W	38-31	ACC
Oct. 30, 1999	NC State	W	48-21	ABC
Nov. 6, 1999	at Virginia	L	38-45	ABC
Nov. 13, 1999	Clemson	W	45-42	ACC
Nov. 27, 1999	Georgia	W or	51-48	ABC
Jan. 1, 2000	vs. Miami*	L	13-28	NBC

**2000**

Sept. 9, 2000	Florida State	L	21-26	ABC
Sept. 16, 2000	Navy	W	40-13	n/a
Sept. 21, 2000	at NC State (TH)	L or	23-30	ESPN
Sept. 30, 2000	at North Carolina	W	42-28	ABC
Oct. 14, 2000	Wake Forest	W	52-20	ACC
Oct. 21, 2000	Duke	W	45-10	ACC
Oct. 28, 2000	at Clemson	W	31-28	ABC
Nov. 9, 2000	Virginia (TH)	W	35-0	ESPN
Nov. 18, 2000	at Maryland	W	35-22	ACC
Nov. 25, 2000	at Georgia	W	27-15	CBS
Dec. 29, 2000	vs. LSU <sup>B</sup>	L	14-28	ESPN



**2001**

Aug. 26, 2001	vs. Syracuse	W	13-7	ABC
Sept. 8, 2001	at Navy	W	70-7	FSN
Sept. 29, 2001	Clemson	L or	44-47	ABC
Oct. 11, 2001	Maryland (TH)	L or	17-20	ESPN
Oct. 20, 2001	NC State	W	27-17	ABC
Nov. 1, 2001	North Carolina (TH)	W	28-21	ESPN
Nov. 17, 2001	at Wake Forest	W	38-33	ACC
Nov. 24, 2001	Georgia	L	17-31	ESPN
Dec. 1, 2001	at Florida State	L	17-28	ESPN
Dec. 27, 2001	vs. Stanford <sup>B</sup>	W	24-14	ESPN

**2002**

Aug. 31, 2002	Vanderbilt	W	45-3	n/a
Sept. 7, 2002	at Connecticut	W	31-14	n/a
Sept. 14, 2002	at Clemson	L	19-24	ESPN
Sept. 21, 2002	BYU	W	28-19	ABC
Sept. 28, 2002	North Carolina	W	21-13	ABC
Oct. 5, 2002	Wake Forest	L	21-24	ABC
Oct. 17, 2002	at Maryland (TH)	L	10-34	ESPN
Oct. 26, 2002	Virginia	W	23-15	ABC
Nov. 2, 2002	at NC State	W	24-17	ABC
Nov. 9, 2002	Florida State	L	13-21	ABC
Nov. 30, 2002	at Georgia	L	7-51	CBS
Dec. 31, 2002	vs. Fresno State <sup>B</sup>	L	21-30	ESPN2

**2003**

Aug. 28, 2003	at BYU (TH)	L	13-24	ESPN2
Sept. 6, 2003	Auburn	W	17-3	ABC
Sept. 13, 2003	at Florida State	L	13-14	ABC
Sept. 27, 2003	at Vanderbilt	W or	24-17	n/a
Oct. 4, 2003	NC State	W	29-21	ACC
Oct. 23, 2003	Maryland (TH)	W	7-3	ESPN
Nov. 15, 2003	North Carolina	W	41-24	ACC
Nov. 22, 2003	at Virginia	L	17-29	ACC
Nov. 29, 2003	Georgia	L	17-34	ABC
Jan. 4, 2004	vs. Tulsa <sup>B</sup>	W	52-10	ESPN2

**2004**

Sept. 11, 2004	at Clemson	W	28-24	ABC
Oct. 2, 2004	Miami	L	3-27	ABC
Oct. 9, 2004	at Maryland	W	20-7	ABC
Oct. 16, 2004	Duke	W	24-7	ACC
Oct. 28, 2004	Virginia Tech (TH)	L	20-34	ESPN
Nov. 6, 2004	at NC State	W	24-14	ACC
Nov. 20, 2004	Virginia	L	10-30	ABC
Nov. 27, 2004	at Georgia	L	13-19	CBS
Dec. 21, 2004	vs. Syracuse <sup>B</sup>	W	51-14	ESPN

**2005**

Sept. 3, 2005	at Auburn	W	23-14	ESPN
Sept. 10, 2005	North Carolina	W	27-21	ABC
Sept. 17, 2005	Connecticut	W	28-13	ESPN
Sept. 24, 2005	at Virginia Tech	L	7-51	ABC
Oct. 6, 2005	NC State (TH)	L	14-17	ESPN
Oct. 15, 2005	at Duke	W	35-10	ESPN
Oct. 29, 2005	Clemson	W	10-9	ESPN
Nov. 12, 2005	at Virginia	L	17-27	ABC
Nov. 19, 2005	at Miami	W	14-10	ESPN
Nov. 26, 2005	Georgia	L	7-14	ABC
Dec. 29, 2005	vs. Utah <sup>B</sup>	L	10-38	ESPN

**2006**

Sept. 2, 2006	Notre Dame	L	10-14	ABC
Sept. 21, 2006	Virginia (TH)	W	24-7	ESPN
Sept. 30, 2006	at Virginia Tech	W	38-27	ABC
Oct. 7, 2006	Maryland	W	27-23	ESPN
Oct. 21, 2006	at Clemson	L	7-31	ESPN
Oct. 28, 2006	Miami	W	30-23	ABC
Nov. 4, 2006	at NC State	W	31-23	ESPN
Nov. 11, 2006	at North Carolina	W	7-0	ACC
Nov. 25, 2006	at Georgia	L	12-15	CBS
Dec. 2, 2006	vs. Wake Forest <sup>A</sup>	L	6-9	ABC
Jan. 1, 2007	vs. West Virginia <sup>B</sup>	L	35-38	CBS

**2007**

Sept. 1, 2007	at Notre Dame	W	33-3	NBC
Sept. 8, 2007	Samford	W	69-14	ESPN
Sept. 15, 2007	Boston College	L	10-24	ESPN2
Sept. 22, 2007	at Virginia	L	23-28	ESPN
Sept. 29, 2007	Clemson	W	13-3	ABC
Oct. 6, 2007	at Maryland	L	26-28	ACC
Oct. 13, 2007	at Miami	W	17-14	ESPN
Oct. 20, 2007	Army	W	34-10	ACC
Nov. 1, 2007	Virginia Tech (TH)	L	3-27	ESPN
Nov. 17, 2007	North Carolina	W	27-25	ACC
Nov. 24, 2007	Georgia	L	17-31	ABC
Dec. 31, 2007	vs. Fresno State <sup>B</sup>	L	28-40	ESPN2

**2008**

Sept. 6, 2008	at Boston College	W	19-16	ACC
Sept. 13, 2008	at Virginia Tech	L	17-20	ABC
Sept. 20, 2008	Mississippi State	W	38-7	ACC
Oct. 4, 2008	Duke	W	27-0	ESPN
Oct. 18, 2008	at Clemson	W	21-17	ESPN
Oct. 25, 2008	Virginia	L	17-24	ESPN
Nov. 1, 2008	Florida State	W	31-28	ABC
Nov. 8, 2008	at North Carolina	L	7-28	ACC
Nov. 20, 2008	Miami (TH)	W	41-23	ESPN
Nov. 29, 2008	at Georgia	W	45-42	CBS
Dec. 31, 2008	vs. LSU <sup>B</sup>	L	3-38	ESPN

**2009**

Sept. 10, 2009	Clemson (TH)	W	30-27	ESPN
Sept. 17, 2009	at Miami (TH)	L	17-33	ESPN
Sept. 26, 2009	North Carolina	W	24-7	ACC
Oct. 3, 2009	at Mississippi St.	W	42-31	CSS
Oct. 10, 2009	at Florida State	W	49-44	ESPN2
Oct. 17, 2009	Virginia Tech	W	28-23	ESPN2
Oct. 24, 2009	at Virginia	W	34-9	ACC
Oct. 31, 2009	at Vanderbilt	W	56-31	n/a
Nov. 7, 2009	Wake Forest	W or	30-27	ABC
Nov. 14, 2009	at Duke	W	49-10	ESPN2
Nov. 28, 2009	Georgia	L	24-30	ABC
Dec. 5, 2009	vs. Clemson <sup>A</sup>	W	39-34	ESPN
Jan. 5, 2010	vs. Iowa <sup>B</sup>	L	14-24	FOX

**2010**

Sept. 4, 2010	South Carolina St.	W	41-10	ESPN3
Sept. 11, 2010	at Kansas	L	25-28	FSN
Sept. 18, 2010	at North Carolina	W	30-24	ACC
Sept. 25, 2010	NC State	L	28-45	ESPN
Oct. 2, 2010	at Wake Forest	W	24-20	ESPN
Oct. 9, 2010	Virginia	W	33-21	ESPN
Oct. 16, 2010	Middle Tennessee	W	42-14	ESPN3
Oct. 23, 2010	at Clemson	L	13-27	ABC/ESPN
Nov. 4, 2010	at Va. Tech (TH)	L	21-28	ESPN
Nov. 13, 2010	Miami	L	10-35	ACC
Nov. 20, 2010	Duke	W	30-20	ESPN3
Nov. 27, 2010	at Georgia	L	34-42	ESPN
Dec. 27, 2010	vs. Air Force <sup>B</sup>	L	7-14	ESPN2

**2011**

Sept. 1, 2011	Western Carolina	W	63-21	ESPN3
Sept. 10, 2011	at Middle Tenn.	W	49-21	ESPN3
Sept. 17, 2011	Kansas	W	66-24	FSN
Sept. 24, 2011	North Carolina	W	35-28	ESPN
Oct. 1, 2011	at NC State	W	45-34	ABC/ESPN
Oct. 8, 2011	Maryland	W	21-16	ESPN
Oct. 15, 2011	at Virginia	L	21-24	ESPN
Oct. 22, 2011	at Miami	L	7-24	ESPN
Oct. 29, 2011	Clemson	W	31-17	ABC
Nov. 10, 2011	Virginia Tech (TH)	L	26-37	ESPN
Nov. 19, 2011	at Duke	W	38-31	ACC
Nov. 26, 2011	Georgia	L	17-31	ESPN
Dec. 31, 2011	vs. Utah <sup>B</sup>	L OT	27-30	ACC

**2012**

Sept. 3, 2012	at Va. Tech (MO)	L OT	17-20	ESPN
Sept. 8, 2012	Presbyterian	W	59-3	ESPN3
Sept. 15, 2012	Virginia	W	56-20	ESPN
Sept. 22, 2012	Miami	L OT	36-42	FSN
Sept. 29, 2012	Middle Tennessee	L	28-49	FSN
Oct. 6, 2012	at Clemson	L	31-47	ESPN
Oct. 20, 2012	Boston College	W	37-17	FSN
Oct. 27, 2012	BYU	L	17-41	FSN
Nov. 3, 2012	at Maryland	W	33-13	ACC
Nov. 10, 2012	at North Carolina	W	68-50	ACC
Nov. 17, 2012	Duke	W	42-24	ESPN
Nov. 24, 2012	at Georgia	L	10-42	ESPN
Dec. 1, 2012	vs. Florida State <sup>A</sup>	L	15-21	ESPN
Dec. 31, 2012	vs. USC <sup>B</sup>	W	21-7	CBS

**2013**

Aug. 31, 2013	Elon	W	70-0	ESPN3
Sept. 14, 2013	at Duke	W	38-14	ESPN
Sept. 21, 2013	North Carolina	W	28-20	ESPN
Sept. 26, 2013	Virginia Tech (TH)	L	10-17	ESPN
Oct. 5, 2013	at Miami	L	30-45	ESPN
Oct. 12, 2013	at BYU	L	20-38	ESPN
Oct. 19, 2013	Syracuse	W	56-0	ACC
Oct. 26, 2013	at Virginia	W	35-25	ACC
Nov. 2, 2013	Pittsburgh	W	21-10	ESPN
Nov. 14, 2013	at Clemson (TH)	L	31-55	ESPN
Nov. 23, 2013	Alabama A&M	W	66-7	ESPN3
Nov. 30, 2013	Georgia	L	34-41	OT ABC
Dec. 30, 2013	vs. Ole Miss <sup>B</sup>	W	17-25	ESPN

**2014**

Aug. 30, 2014	Wofford	W	38-19	RSN
Sept. 6, 2014	at Tulane	W	38-21	ESPN
Sept. 13, 2014	Georgia Southern	W	42-38	RSN
Sept. 20, 2014	at Virginia Tech	W	27-24	ESPN
Oct. 4, 2014	Miami	W	28-17	ESPN
Oct. 11, 2014	Duke	L	25-31	ACC
Oct. 18, 2014	at North Carolina	L	43-48	ESPN
Oct. 25, 2014	at Pittsburgh	W	56-28	ESPN
Nov. 1, 2014	Virginia	W	35-10	ESPN
Nov. 8, 2014	at NC State	W	56-23	ACC
Nov. 15, 2014	Clemson	W	28-6	ESPN
Nov. 29, 2014	at Georgia	W OT	30-24	SEC
Dec. 6, 2014	vs. Florida State <sup>A</sup>	L	35-37	ABC
Dec. 31, 2014	vs. Mississippi St. <sup>B</sup>	W	49-34	ESPN

**2015**

Sept. 3, 2015	Alcorn State	W	69-6	FSN
Sept. 12, 2015	Tulane	W	65-10	FSN
Sept. 19, 2015	at Notre Dame	L	22-30	NBC
Sept. 26, 2015	at Duke	L	20-34	ESPN
Oct. 3, 2015	North Carolina	L	31-38	ESPN
Oct. 10, 2015	at Clemson	L	24-43	ABC/ESPN
Oct. 17, 2015	Pittsburgh	L	28-31	ACC
Oct. 24, 2015	Florida State	W	22-16	ESPN
Oct. 31, 2015	at Virginia	L	21-27	RSN
Nov. 12, 2015	Virginia Tech (TH)	L	21-23	ESPN
Nov. 21, 2015	at Miami	L	21-28	ACC
Nov. 28, 2015	Georgia	L	7-13	ESPN

**2016**

Sept. 3, 2016	vs. Boston Coll. <sup>A</sup>	W	17-14	ESPN
Sept. 10, 2016	Mercer	W	35-10	ACC
Sept. 17, 2016	Vanderbilt	W	38-7	ACC
Sept. 22, 2016	Clemson (TH)	L	7-26	ESPN
Oct. 1, 2016	Miami	L	21-35	ESPN
Oct. 8, 2016	at Pittsburgh	L	34-37	ACC
Oct. 15, 2016	Ga. Southern	W	35-24	RSN
Oct. 29, 2016	Duke	W	38-35	RSN
Nov. 5, 2016	at North Carolina	L	20-48	ACC
Nov. 12, 2016	at Virginia Tech	W	30-20	ESPN
Nov. 19, 2016	Virginia	W	31-17	ACC
Nov. 26, 2016	at Georgia	W	28-27	SEC
Dec. 31, 2016	vs. Kentucky <sup>B</sup>	W	33-18	ESPN

**2017**

Sept. 4, 2017	vs. Tennessee (MO)	L OT	42-41	ESPN
Sept. 9, 2017	Jacksonville State	W	37-10	RSN
Sept. 23, 2017	Pittsburgh	W	35-17	ACC
Sept. 30, 2017	North Carolina	W	33-7	ESPN
Oct. 14, 2017	at Miami	L	24-25	ABC
Oct. 21, 2017	Wake Forest	W	38-24	ESPN
Oct. 28, 2017	at Clemson	L	10-24	ABC/ESPN
Nov. 4, 2017	at Virginia	L	36-40	RSN
Nov. 11, 2017	Virginia Tech	W	28-22	ACC
Nov. 18, 2017	at Duke	L	20-43	RSN
Nov. 25, 2017	Georgia	L	7-38	ABC

**2018**

Sept. 1, 2018	Alcorn State	W	41-0	RSN
Sept. 8, 2018	at USF	L	38-49	ABC/ESPN
Sept. 15	at Pitt	L	19-24	RSN
Sept. 22	Clemson	L	21-49	ABC
Sept. 29	Bowling Green	W	63-17	RSN
Oct. 5	at Louisville (FR)	W	66-31	ESPN
Oct. 13	Duke	L	14-28	ACC
Oct. 25	at Virginia Tech (TH)	W	49-28	ESPN
Nov. 3	at North Carolina	W	38-28	ACC
Nov. 10	Miami	W	27-21	ESPN
Nov. 17	Virginia	W OT	30-27	RSN
Nov. 24	at Georgia	L	21-45	SEC
Dec. 26	vs. Minnesota <sup>B</sup> (WD)	L	10-34	ESPN

**KEY**

ACC – Raycom, ACC Network  
 ACCX – ACC Network Extra  
 FSN – Fox Sports Net, Fox Sports South  
 RSN – Regional Sports Network  
 A – ACC Championship game

B – Bowl game  
 # – Baltimore, Md.  
 % – Birmingham, Ala.  
 ^ – Dublin, Ireland  
 THK – Thanksgiving

MO – Monday  
 WD – Wednesday  
 TH – Thursday  
 FR – Friday

**GEORGIA TECH ALL-TIME BOWL RESULTS — 25-20**

DATE	BOWL	CITY	RESULT	
Jan. 1, 1929	Rose Bowl	Pasadena, Calif.	Georgia Tech 8	Cal 7
<i>Wrong Way Roy Riegels helps Golden Tornado to perfect 10-0 season</i>				
Jan. 1, 1940	Orange Bowl	Miami, Fla.	Georgia Tech 21	Missouri 7
<i>21-straight points makes first of seven Orange Bowl trips a success</i>				
Jan. 1, 1943	Cotton Bowl	Dallas, Texas	Texas 14	Georgia Tech 7
<i>Gallant Tech comeback falls short when drive stalls on 3-yard line</i>				
Jan. 1, 1944	Sugar Bowl	New Orleans, La.	Georgia Tech 20	Tulsa 18
<i>Tech overcomes 18-7 second-half deficit, blanks Tulsa in 2nd half</i>				
Jan. 1, 1945	Orange Bowl	Miami, Fla.	Tulsa 26	Georgia Tech 12
<i>Frank Broyles' 304-yard passing effort can't overcome 20-0 deficit</i>				
Jan. 1, 1947	Oil Bowl	Houston, Texas	Georgia Tech 41	Saint Mary's 19
<i>Yellow Jackets pick off eight St. Mary's passes in the rain and mud</i>				
Jan. 1, 1948	Orange Bowl	Miami, Fla.	Georgia Tech 20	Kansas 14
<i>Tech forces fumble inside 1-yard line to foil Kansas' frenzied rally</i>				
Jan. 1, 1952	Orange Bowl	Miami, Fla.	Georgia Tech 17	Baylor 14
<i>Pepper Rodgers' field goal secures win, 11-0-1 season for Tech</i>				
Jan. 1, 1953	Sugar Bowl	New Orleans, La.	Georgia Tech 24	Ole Miss 7
<i>National championship clinched after scoring 24-straight points</i>				
Jan. 1, 1954	Sugar Bowl	New Orleans, La.	Georgia Tech 42	West Virginia 19
<i>Tech unleashes aerial attack, completing 20-of-35 for 268 yards</i>				
Jan. 2, 1955	Cotton Bowl	Dallas, Texas	Georgia Tech 14	Arkansas 6
<i>Jackets complete "grand slam" with wins in all four major bowls</i>				
Jan. 2, 1956	Sugar Bowl	New Orleans, La.	Georgia Tech 7	Pitt 0
<i>Wade Mitchell scores only TD, Tech wins fifth straight major bowl</i>				
Dec. 29, 1956	Gator Bowl	Jacksonville, Fla.	Georgia Tech 21	Pitt 14
<i>Tech wins sixth-straight bowl, beats Pitt for second-straight year</i>				
Jan. 2, 1960	Gator Bowl	Jacksonville, Fla.	Arkansas 14	Georgia Tech 7
<i>Former Tech star Frank Broyles coaches Razorbacks to win</i>				
Dec. 30, 1961	Gator Bowl	Jacksonville, Fla.	Penn State 30	Georgia Tech 15
<i>Tech bolts to 9-0 lead, but State's Galen Hall passes for 3 TDs</i>				
Dec. 22, 1962	Bluebonnet Bowl	Houston, Texas	Missouri 14	Georgia Tech 10
<i>MU's Bill Tobin runs for 114 yards, Tech throws four interceptions</i>				
Dec. 31, 1965	Gator Bowl	Jacksonville, Fla.	Georgia Tech 31	Texas Tech 21
<i>QB Jerry Priestley's 1-yard TD early in fourth quarter keys Jackets</i>				
Jan. 2, 1967	Orange Bowl	Miami, Fla.	Florida 27	Georgia Tech 12
<i>Steve Spurrier quarterbackbacks Gators past Bobby Dodd, Jackets</i>				
Dec. 19, 1970	Sun Bowl	El Paso, Texas	Georgia Tech 17	Texas Tech 9
<i>Jackets defense pitches first-half shutout, builds 10-0 lead</i>				
Dec. 30, 1971	Peach Bowl	Atlanta, Ga.	Ole Miss 41	Georgia Tech 18
<i>Despite 317 yards total offense, Tech blown out in Atlanta bowl</i>				
Dec. 18, 1972	Liberty Bowl	Memphis, Tenn.	Georgia Tech 31	Iowa State 30
<i>Back-up QB Jim Stevens throws for 3 TDs, ISU fails on 2-pointer</i>				
Dec. 25, 1978	Peach Bowl	Atlanta, Ga.	Purdue 41	Georgia Tech 21
<i>With Eddie Lee Ivey out with injury, Tech has 12 yards rushing</i>				
Dec. 31, 1985	All-American Bowl	Birmingham, Ala.	Georgia Tech 17	Michigan State 14
<i>Malcolm King runs for 122 yards and scores winning TD late</i>				
Jan. 1, 1991	Florida Citrus Bowl	Orlando, Fla.	Georgia Tech 45	Nebraska 21
<i>Tech clinches fourth national title behind MVP QB Shawn Jones</i>				
Dec. 25, 1991	Aloha Bowl	Honolulu, Hawai'i	Georgia Tech 18	Stanford 17
<i>Jimmy Lincoln's 2-point conversion with 14 seconds left seals win</i>				
Dec. 29, 1997	Carquest Bowl	Miami Gardens, Fla.	Georgia Tech 35	West Virginia 30
<i>MVP Joe Hamilton has 356 yards total offense, three touchdowns</i>				
Jan. 1, 1999	Gator Bowl	Jacksonville, Fla.	Georgia Tech 35	Notre Dame 28
<i>Joe Hamilton threw three TD passes and caught another</i>				
Jan. 1, 2000	Gator Bowl	Jacksonville, Fla.	Miami 28	Georgia Tech 13
<i>Five-game bowl win streak ends, two Canes rush for 100 yards</i>				
Dec. 29, 2000	Chick-fil-A Bowl	Atlanta, Ga.	LSU 28	Georgia Tech 14
<i>Tech can't overcome six turnovers, lose to Nick Saban's Tigers</i>				
Dec. 27, 2001	Seattle Bowl	Seattle, Wash.	Georgia Tech 24	Stanford 14
<i>Godsey, Campbell, interim coach lead Tech in first Seattle Bowl</i>				
Dec. 31, 2002	Silicon Valley Classic	San Jose, Calif.	Fresno State 30	Georgia Tech 21
<i>Tech makes strong rally, but Bulldogs score game's final 10 points</i>				



Jan. 4, 2004	Humanitarian Bowl	Boise, Idaho	Georgia Tech 52	Tulsa 10
<i>P.J. Daniels rushes for 307 yards, four TDs, Tech defense shines</i>				
Dec. 21, 2004	Champs Sports Bowl	Orlando, Fla.	Georgia Tech 51	Syracuse 14
<i>Tech has 514 yards of total offense, Reggie Ball throws for 2 TDs</i>				
Dec. 29, 2005	Emerald Bowl	San Francisco, Calif.	Utah 38	Georgia Tech 10
<i>Utah rolls up 550 yards of offense, blanks Tech in second half</i>				
Jan. 1, 2007	Gator Bowl	Jacksonville, Fla.	West Virginia 38	Georgia Tech 35
<i>Tashard Choice's 169 yards not enough, Pat White leads WVU</i>				
Dec. 31, 2007	Humanitarian Bowl	Boise, Idaho	Fresno State 40	Georgia Tech 28
<i>Fresno State scores 27 unanswered points after Tech's early 7-0 lead</i>				
Dec. 31, 2008	Chick-fil-A Bowl	Atlanta, Ga.	LSU 38	Georgia Tech 3
<i>Charles Scott runs for three TDs, Tech loses at Georgia Dome</i>				
Jan. 5, 2010	FedEx Orange Bowl	Miami Gardens, Fla.	Iowa 24	Georgia Tech 14
<i>Tech digs 14-point hole early in first BCS bowl appearance</i>				
Dec. 27, 2010	Independence Bowl	Shreveport, La.	Air Force 14	Georgia Tech 7
<i>Tevin Washington rushes for 131 yards, but special teams prove costly</i>				
Dec. 31, 2011	Hyundai Sun Bowl	El Paso, Texas	Utah 30	Georgia Tech 27 (OT)
<i>Tech leads by 14 at half, but Utes comeback ends with OT touchdown</i>				
Dec. 31, 2012	Hyundai Sun Bowl	El Paso, Texas	Georgia Tech 21	USC 7
<i>David Sims rushed for 99 yards as Tech snapped 7-game bowl skid</i>				
Dec. 30, 2013	Music City Bowl	Nashville, Tenn.	Ole Miss 25	Georgia Tech 17
<i>GT rallied with 10 points in fourth quarter, threw INT on final possession</i>				
Dec. 31, 2014	Capital One Orange Bowl	Miami Gardens, Fla.	Georgia Tech 49	Mississippi State 34
<i>GT rushed for bowl-record 452 yards; Thomas &amp; Davis each rush for 3 TD</i>				
Dec. 31, 2016	TaxSlayer Bowl	Jacksonville, Fla.	Georgia Tech 33	Kentucky 18
<i>Butker kicks GT bowl-record 4 FG; Davis returns fumble 38 yds for TD</i>				
Dec. 26, 2018	Quick Lane Bowl	Detroit, Mich.	Minnesota 34	Georgia Tech 10
<i>GT doomed by slow start, going three-and-out on first two series and falling behind 13-0</i>				

## GEORGIA TECH ALL-TIME BOWL RANKINGS & RECORDS

MOST BOWL APPEARANCES*	HIGHEST BOWL WINNING PCT.	CONSECUTIVE BOWL VICTORIES	GEORGIA TECH BY BOWL OPPONENT (FBS ONLY)
Alabama.....71	MINIMUM 15 BOWL VICTORIES	Florida State.....11 (1985-1995)	Air Force.....0-1
Georgia.....56	Utah......773.....17-5	USC......9 (1923-1945)	Arkansas.....1-1
Texas.....56	Oklahoma State .655.....19-10	Boston College.....8 (2000-2007)	Baylor.....1-0
Nebraska.....53	USC......654.....34-18	<b>GEORGIA TECH 8 (1947-1956)</b>	Cal.....1-0
Oklahoma.....53	Ole Miss......649.....24-13	Utah......7 (2003-2009)	Florida.....0-1
Tennessee.....52	Syracuse......640.....16-9-1	UCLA......7 (1982-1988)	Fresno State.....0-2
USC.....52	Florida State......630.....28-16-2	Syracuse......7 (1989-1996)	Iowa.....0-1
LSU.....51	Penn State......617.....29-18-2	Alabama......6 (1975-1980)	Iowa State.....1-0
Ohio State.....50	Alabama......612.....41-26-3	Colorado......6 (1993-1999)	Kansas.....1-0
Penn State.....50	Georgia......596.....31-21-3	Florida State......6 (2008-2013)	Kentucky.....1-0
Michigan.....48	Auburn......585.....24-17-2	Nebraska......6 (1969-1974)	LSU.....0-2
Florida State.....46	Oklahoma......569.....29-22-1	USC......6 (1974-1979)	Miami.....0-1
<b>GEORGIA TECH.....46</b>	<b>GEORGIA TECH......556.....25-20</b>	<b>GEORGIA TECH BY BOWL GAME</b>	Michigan State.....1-0
Florida.....45	NC State......548.....17-14-1	All-American.....1-0	Ole Miss.....1-2
Clemson.....45	Texas......547.....29-24-2	Aloha......1-0	Minnesota.....0-1
Auburn.....44	Tennessee......538.....28-24	Bluebonnet.....0-1	Mississippi State.....1-0
Arkansas.....42		Carquest /Champs.....2-0	Missouri.....1-1
<b>MOST BOWL VICTORIES</b>	<b>CONSECUTIVE BOWL APPEARANCES*</b>	Chick-fil-A/Peach.....0-4	Nebraska.....1-0
Alabama.....41	Florida State......36 (1982-2017)	Cotton......1-1	Notre Dame.....1-0
USC.....34	Nebraska......35 (1969-2003)	Florida Citrus......1-0	Penn State.....0-1
Georgia.....31	Michigan......35 (1975-2007)	Emerald......0-1	Pittsburgh.....2-0
Oklahoma.....29	Virginia Tech......26 (1993-2018)	Gator/TaxSlayer.....4-4	Purdue.....0-1
Penn State.....29	Alabama......25 (1959-1983)	Humanitarian......1-1	Saint Mary's.....1-0
Texas.....29	Florida......22 (1991-2012)	Independence......0-1	Stanford.....2-0
Tennessee.....28	Georgia......22 (1997-2018)	Liberty......1-0	Syracuse.....1-0
Florida State.....28	Oklahoma......20 (1999-2018)	Music City......0-1	Texas.....0-1
Nebraska.....26	LSU......19 (2000-2018)	Oil......1-0	Texas Tech.....2-0
LSU.....26	<b>GEORGIA TECH.....18 (1997-2014)</b>	Orange......4-3	Tulsa.....2-1
<b>GEORGIA TECH.....25</b>	Boise St......17 (2002-2018)	Quick Lane......0-1	USC.....1-0
Ole Miss.....24	BYU......17 (1978-1994)	Rose......1-0	Utah.....0-2
	Wisconsin......17 (2002-2018)	Seattle......1-0	West Virginia.....2-1
	Tennessee......16 (1989-2004)	Silicon Valley......0-1	
		Sugar......4-0	
		Sun......2-1	



## GEORGIA TECH BOWL RECORDS — TEAM

## GAME

Points Scored (Game)	52	vs. Tulsa (2004 Humanitarian)
Points Scored (Half)	42 (2nd)	vs. Tulsa (2004 Humanitarian)
Points Allowed	41	vs. Ole Miss (1971 Peach) vs. Purdue (1978 Peach)
Fewest Points Scored	3	vs. LSU (2008 Chick-fil-A)
Fewest Points Allowed	0	vs. Pittsburgh (1956 Sugar)
Total Offense	577	vs. Mississippi State (2014 Orange)
Fewest Total Offense Allowed	66	vs. California (1929 Rose)
Rushing Yards	452	vs. Mississippi State (2014 Orange)
Fewest Rush Yards Allowed	- 52	vs. Tulsa (2004 Humanitarian)
Rushing Attempts	79	vs. Texas Tech (1965 Gator)
Fewest Rush Attempts Allowed	22	vs. Texas Tech (1965 Gator) vs. West Virginia (1997 Carquest) vs. USC (2012 Hyundai Sun)
Passing Yards	326	vs. West Virginia (2007 Gator)
Fewest Pass Yards Allowed	0	vs. Missouri (1962 Bluebonnet)
Pass Completions	23	vs. Stanford (2001 Seattle)
Fewest Completions Allowed	0	vs. Missouri (1962 Bluebonnet)
Pass Attempts	40	vs. Miami (2000 Gator)
Fewest Pass Attempts Allowed	0	vs. Missouri (1962 Bluebonnet)
First Downs	29	vs. Miami (2000 Gator)

## GEORGIA TECH BOWL RECORDS — INDIVIDUAL

## GAME

Rushing Yards	307	P.J. Daniels vs. Tulsa, (2004 Humanitarian)
Rush Attempts	33	Lenny Snow vs. Texas Tech (1965 Gator)
Pass Attempts	40	Joe Hamilton vs. Miami (2000 Gator)
Completions	23	George Godsey vs. Stanford (2001 Seattle)
Passing Yards	326	Taylor Bennett vs. West Virginia (2007 Gator)
Completion Percentage	.733 (11-15) .696 (16-23)	Tevin Washington vs. Utah (2011 Sun) Shawn Jones vs. Nebraska (1991 Citrus)
Total Offense	356	Joe Hamilton vs. West Virginia (1997 Carquest) (274 pass, 82 rush)
Receptions	10	Kelly Campbell vs. Stanford, (2001 Seattle)
Receiving Yards	186	Calvin Johnson vs. West Virginia (2007 Gator)
Touchdowns	4	P.J. Daniels vs. Tulsa (2004 Humanitarian)
Rushing Touchdowns	4	P.J. Daniels vs. Tulsa (2004 Humanitarian)
Passing Touchdowns	3	Jim Still vs. Kansas (1948 Orange), Pepper Rodgers vs. West Virginia (1954 Sugar), Jim Stevens vs. Iowa State (1972 Liberty), Joe Hamilton vs. Notre Dame (1999 Gator), Taylor Bennett vs. West Virginia (2007 Gator)
Touchdown Receptions	2	George Brodnax vs. St. Mary's (1947 Oil), Jim Patton vs. Kansas (1948 Orange), Dez White vs. Notre Dame (1999 Gator), Calvin Johnson vs. West Virginia (2007 Gator)
Points Scored	24	P.J. Daniels vs. Tulsa (2004 Humanitarian)
Points Scored by Kicking	15	Harrison Butker vs. Kentucky (2016 Taxslayer)
Field Goals	4	Harrison Butker vs. Kentucky (2016 Taxslayer)
PATs	7	Travis Bell vs. Syracuse (2004 Champs) Harrison Butker vs. Mississippi State (2014 Orange)
Interceptions	2	Tom Bleick vs. Texas Tech (1965 Gator) Rick Lewis vs. Texas Tech (1970 Sun)
Tackles	16	Ron Rogers vs. West Virginia (1997 Carquest)
Longest Run	69 (TD) 68 (TD)	Synjyn Days vs. Mississippi State (2014 Orange) Joseph Auer vs. Penn State (1961 Gator)
Longest Pass	80 (TD)	Reggie Ball to Nate Curry (2004 Champs)
Longest Field Goal	52	Harrison Butker vs. Kentucky (2016 TaxSlayer)
Longest Interception Return	74 73	Quayshawn Nealy vs. Utah (2011 Sun) W.P. McHugh vs. St. Mary's (1947 Oil)
Longest Fumble Return	38	P.J. Davis vs. Kentucky (2016 TaxSlayer)
Longest Kickoff Return	44	Dennis Andrews vs. Mississippi (2013 Music City)
Longest Punt Return	63	Willie Clay vs. Stanford (1991 Aloha)
Longest Punt	67	Jason Bender vs. Stanford (1991 Aloha)
Best Punting Average	49.1 (7 punts)	Chandler Anderson vs. Iowa (2010 Orange)

## CAREER

## Rushing

P.J. Daniels (3g), 535 yards, 68 attempts

## Passing

Joe Hamilton (3g), 756 yards

## Pass Attempts

Joe Hamilton (3g), 96 attempts

## Completions

Joe Hamilton (3g), 52 completions

## Touchdown Passes

Pepper Rodgers (2g), 5 TD

## Total Offense

Joe Hamilton (3g), 906 yards

## Receptions

Kelly Campbell (4g), 18 receptions , 176 yds.

## Receiving Yards

Calvin Johnson (3g), 266 yards, 13 receptions

## Touchdowns

P.J. Daniels (3g), 6 touchdowns

**FIRST-TEAM ALL-AMERICANS**

YEAR	PLAYER, POS.	HOMETOWN	FIRST-TEAM ALL-AMERICA
2014	Shaquille Mason, OG	Columbia, Tenn.	USAT
2009	Derrick Morgan, DE	Coatesville, Penn.	AP, AFCA, PFW
2008	Michael Johnson, DE	Selma, Ala.	AFCA
2007	Durant Brooks, P	Macon, Ga.	Rivals, SI.com, ESPN.com, CFN, PFW
2006	*# Calvin Johnson, WR	Tyrone, Ga.	AP, AFCA, FWAA, WCF, TSN
2005	Calvin Johnson, WR	Tyrone, Ga.	AFCA
2000	* Chris Brown, T	Augusta, Ga.	AP, AFCA, FWAA, FN
1999	* Joe Hamilton, QB	Alvin, S.C.	AP, AFCA, FWAA, FN, WC
1998	* Craig Page, C	Jupiter, Fla.	AP, FWAA, TSN
1992	Coleman Rudolph, DT	Valdosta, Ga.	WCF, SH, TSN
1992	Scott Sisson, K	Marietta, Ga.	WCF
1991	Marco Coleman, OLB	Dayton, Ohio	SH, FWAA
1990	Marco Coleman, OLB	Dayton, Ohio	SH
1990	* # Ken Swilling, FS	Toccoa, Ga.	AP, UPI, SH, AFCA, FWAA, WCF, TSN, FN
1986	John Davis, T	Ellijay, Ga.	SH
1985	John Davis, T	Ellijay, Ga.	TSN
1985	Pat Swilling, DE	Toccoa, Ga.	FWAA
1978	Don Bessillieu, DB	Decatur, Ga.	TSN
1977	Lucius Sanford, LB	Atlanta, Ga.	AFCA, TSN
1974	Randy Rhino, DB	Charlotte, N.C.	WCF
1973	* Randy Rhino, DB	Charlotte, N.C.	UPI, AFCA, WCF
1972	Randy Rhino, DB	Charlotte, N.C.	FWAA
1971	Smylie Gebhart, DE	Meridian, Miss.	AP
1970	* Rock Perdoni, DT	Wellesley, Mass.	AP, UPI, AFCA, FWAA, TSN, Central Press, WCF
1966	* Jim Breland, C	Blacksburg, Va.	AP, UPI, NEA, AFCA, Central Press
1966	Lenny Snow, TB	Daytona Beach, Fla.	FWAA
1964	Gerry Bussell, DB	Jacksonville, Fla.	TSN
1963	Billy Lothridge, QB	Gainesville, Ga.	AP, FWAA
1963	Billy Martin, E	Gainesville, Ga.	NEA, TSN
1962	Rufus Guthrie, G	Atlanta, Ga.	AFCA, FWAA
1959	* Maxie Baughan, C	Bessemer, Ala.	AP, UPI, AFCA, TSN
1957	Don Stephenson, C	Bessemer, Ala.	UPI, TSN
1956	Allen Ecker, G		NYDN
1956	Don Stephenson, C	Bessemer, Ala.	FWAA
1953	Larry Morris, C	Decatur, Ga.	AP, UP, AA, Colliers, TSN
1952	Pete Brown, OC	Rossville, Ga.	AP
1952	Leon Hardeman, HB	Lafayette, Ga.	INS, AA, TSN
1952	Buck Martin, E	Haleyville, Ala.	Colliers
1952	* Hal Miller, OT	Kingsport, Tenn.	UP, NEA, TSN, FWAA
1952	Bobby Moorhead, DB	Miami, Fla.	AP, INS
1952	George Morris, LB	Vicksburg, Miss.	AFCA, FWAA
1951	Ray Beck, G	Cedartown, Ga.	AP-D, NEA-D, FWAA, Colliers
1951	Lamar Wheat, DT	Chattanooga, Tenn.	INS
1948	George Brodnax, E	Atlanta, Ga.	Colliers
1948	Bill Healy, DG		NEA, INS, TSN, FWAA
1947	* Bobby Davis, T	Columbus, Ga.	INS, UP, NEA, AFCA, Colliers, TSN, FWAA
1946	* Paul Duke, C	Atlanta, Ga.	AP, UP, NEA, Colliers, AA, AFCA, WCF
1944	* Phil Tinsley, E	Bessemer, Ala.	INS, AP, NEA, WCF, AA, Colliers, FN, TSN
1943	John Steber, G		INS, AP, AA, WCF
1942	Harvey Hardy, G	Marion, Ala.	INS, UP, NEA, Newsweek
1939	Robert L. Ison, E	Atlanta, Ga.	Hearst
1928	Warner Mizell, HB		INS, NANA
1928	Peter Pund, C	Augusta, Ga.	INS, WCF, AA, Colliers, UP, NEA
1928	Frank Speer, T	Atlanta, Ga.	AP
1920	* Bill Fincher, E		WCF
1918	* Bill Fincher, E		Menke
1918	* A.M. (Bum) Day, C		WCF
1918	* Joe Guyon, T-HB	White Earth, Minn.	Menke
1917	Walker Carpenter, T	Newman, Ga.	Menke
1917	* Everett Strupper, HB		Menke, NEA

KEY	
*	Consensus All-America
#	Unanimous All-America
AA	All-America Board
AFCA	Football Coaches
AP	Associated Press
CBS	CBS Sports
CFN	College Football News
FD	Football Digest
FN	Football News
FWAA	Football Writers Association
INS	International News Service
Menke	Frank Menke Syndicate
NANA	North American Newspaper Alliance
NEA	Newspaper Enterprise Association
NYDN	New York Daily News
PFW	Pro Football Weekly
Rivals	Rivals.com
SH	Scripps-Howard News Service
SI	Sports Illustrated
TSN	The Sporting News
UP/UPI	United Press/International
USAT	USA TODAY
WCF	Walter Camp Foundation



**Calvin Johnson became the latest of Georgia Tech's 17 all-time consensus first-team All-Americans when he earned the recognition in 2006.**

## ALL-AMERICANS

YEAR	PLAYER, POS.	ALL-AMERICA			
1916	George "Pup" Phillips, C	WCF (3rd)	1943	George Manning, C	TSN (2nd)
1917	Walker "Big Six" Carpenter, T	Menke (1st), WCF (unknown)		Eddie Prokop, HB	AP (2nd), UP (2nd), TSN (2nd), INS (2nd), Central Press (2nd), FD (2nd)
	Joe Guyon, HB	NEA (2nd), WCF (unknown)		John Steber, G	AP (1st), AA Board (1st), INS (1st), UP (2nd), TSN (2nd)
	Judy Harlan, FB	WCF (unknown)	1944	Phil Tinsley, E *	AA Board (1st), TSN (1st), AP (1st), INS (1st), NEA (1st), WCF (1st), FN (1st), Central Press (1st), Grantland Rice (1st), UP (2nd), FWAA (2nd), FD (2nd)
	Albert "Buster" Hill, QB	INS (2nd), WCF (unknown)		Frank Broyles, HB	FWAA (2nd)
	George "Pup" Phillips, C	WCF (unknown)	1946	Paul Duke, C *	AP (1st), UP (1st), NEA (1st), WCF (1st), Colliers (1st), AA Board (1st), AFCA (1st), FWAA (2nd)
	Everett Strupper, HB*	Menke (1st), NEA (1st), INS (2nd), WCF (unknown)		Bobby Davis, T	FWAA (3rd)
1918	Ashel "Bum" Day, C*	WCF (1st)	1947	Bobby Davis, T *	INS (1st), UP (1st), AFCA (1st), Colliers (1st), FWAA (1st), TSN (1st), NEA (1st)
	Bill Fincher, E*	Menke (1st), WCF (2nd)		Bill Healy, DG	FWAA (3rd)
	Ralph "Buck" Flowers, FB	WCF (2nd)	1948	George Brodnax, E	Colliers (1st)
	Joe Guyon, HB*	Menke (1st)		Bill Healy, DG	NEA (1st), INS (1st), TSN (1st), FWAA (1st)
1920	Bill Fincher, E*	WCF (1st)	1951	Ray Beck, G	AP (1st), NEA (1st), FWAA (1st), Colliers (1st)
	Ralph "Buck" Flowers, FB	INS (3rd)		Lamar Wheat, DT	INS (1st)
1921	David "Red" Barron, FB	WCF (3rd), INS (3rd)	1952	Pete Brown, C	AP (1st), NEA (2nd)
	Judy Harlan, FB	Football World (3rd), NEA (3rd)		Leon Hardeman, HB	INS (1st), AA Board (1st), TSN (1st), NEA (2nd), UP (2nd)
1922	David "Red" Barron, FB	WCF (2nd), Menke (2nd)		Buck Martin, E	Colliers (1st)
1924	Walter Godwin, G	INS (3rd)		Hal Miller, OT *	UP (1st), NEA (1st), TSN (1st), FWAA (1st)
	Doug Wycoff, FB	INS (2nd)		Bobby Moorhead, DB	AP (1st), INS (1st)
1925	Walter Godwin, G	Grantland Rice (2nd)		George Morris, LB	NEA (1st), FWAA (1st), AP (2nd)
	Doug Wycoff, FB	UP (2nd), INS (3rd)	1953	Larry Morris, C *	AP (1st), UP (1st), AA Board (1st), Colliers (1st), TSN (1st), INS (2nd)
1928	Roy "Father" Lumpkin, FB	NEA (3rd)	1955	Franklin Brooks, G	UP (3rd)
	Warner Mizell, HB	NANA (1st), INS (1st), AP (2nd), UP (2nd), Central Press (2nd), NEA (2nd), AA Board (3rd)	1956	Allen Ecker, G	NYDN (1st), INS (2nd), UP (2nd)
	Peter Pund, C*	Grantland Rice (1st), AA Board (1st), UP (1st), NEA (1st), INS (1st), NANA (2nd), Central Press (2nd), AP (3rd)		Don Stephenson, C	FWAA (1st), AP (2nd), UP (3rd)
	Frank Speer, T	AP (1st)	1957	Don Stephenson, C	UPI (1st), TSN (1st)
1930	Vance Maree	INS (3rd)	1959	Maxie Baughan, C *	AP (1st), UPI (1st), AFCA (1st),
1937	Bill Jordan, E	AP (2nd), INS (2nd), NEA (3rd)			
1938	Jack Chivington, G	Hearst (2nd)			
1939	Bob Ison, E	Hearst (1st), Central Press (3rd), NEA (3rd)			
1940	Bob Ison, E	UP (3rd)			
1942	Clint Castleberry, RB	UP (2nd), INS (2nd), NEA (2nd), AP (3rd), TSN (3rd)			
	Harvey Hardy, G *	UP (1st), INS (1st), NEA (1st), Central Press (1st), Newsweek (1st), AP (2nd)			
	Ed Ryckley, G	Football News (2nd)			




**Everett Strupper was one of six Georgia Tech All-Americans in 1917.**




**After earning All-America recognition as a freshman in 1942, Clint Castleberry enlisted in the U.S. Army Air Force to fight in World War II. He was killed in action while co-piloting a B-26 Marauder in Africa on Nov. 7, 1944. His No. 19 remains Georgia Tech football's only retired number.**



		FN (1st), TSN (1st)	1992	Coleman Rudolph, DT	WCF (1st), TSN (1st), SH (1st), AP (2nd), FN (2nd)
1961	Rufus Guthrie, G	TSN (3rd)		Scott Sisson, K	WCF (1st), AP (2nd), TSN (2nd), FN (2nd)
1962	Rufus Guthrie, G	AFCA (1st), FWAA (1st), FN (1st), NEA (2nd), AP (2nd), UPI (2nd)	1994	Jason Bender, P	AP (3rd), College Sports Magazine (3rd)
	Billy Lothridge, QB	UPI (3rd)	1996	Curtis McGee, T	FN (3rd)
	Mike McNames, FB	NEA (3rd)	1997	Rodney Williams, P	FN (3rd)
	Dave Watson, G	UPI (3rd)	1998	Craig Page, C *	AP (1st), FWAA (1st), TSN (1st), FN (2nd)
1963	Billy Lothridge, QB	AP (1st), FWAA (1st), UPI (2nd)	1999	Joe Hamilton, QB *	AP (1st), FWAA (1st), FN (1st), AFCA (1st), WCF (1st), TSN (2nd)
	Billy Martin, E	NEA (1st), TSN (1st), UPI (2nd)		Jon Carman, T	TSN (2nd), AP (3rd), FN (3rd)
1964	Gerry Bussell, DB	TSN (1st)	2000	Chris Brown, T *	AP (1st), FWAA (1st), AFCA (1st), FN (1st), TSN (2nd)
	Bill Curry, C	AFCA (2nd)	2001	Greg Gathers, DE	FN (2nd), TSN (2nd)
1966	Lenny Snow, TB	FWAA (1st), FN (2nd)	2005	Calvin Johnson, WR	AFCA (1st), AP (2nd), WCF (2nd)
	Jim Breland, C*	AP (1st), UPI (1st), NEA (1st), AFCA (1st), FN (1st), Central Press (1st)	2006	Calvin Johnson, WR * #	AFCA (1st), AP (1st), WCF (1st), FWAA (1st), TSN (1st)
1969	Rock Perdoni, DT	AP (3rd)		Durant Brooks, P	AP (2nd), WCF (2nd)
1970	Rock Perdoni, DT*	AP (1st), UPI (1st), AFCA (1st), WCF (1st), FWAA (1st), TSN (1st), Central Press (1st)	2007	Durant Brooks, P	Rivals (1st), SI.com (1st), ESPN.com (1st), CFN (1st), PFW (1st), AP (2nd), WCF (2nd)
		AP (1st)		Vance Walker, DT	AP (3rd), Rivals (3rd)
1971	Smylie Gebhart, DE	FWAA (1st), AP (2nd)	2008	Morgan Burnett, S	Rivals (2nd), SI (2nd), TSN (2nd)
1972	Randy Rhino, DB	UPI (1st), AFCA (1st), WCF (1st)		Michael Johnson, DE	AFCA (1st)
1973	Randy Rhino, DB*	WCF (1st), AP (2nd), UPI (2nd)	2009	Cord Howard, OL	CBS (2nd), Rivals (3rd)
1974	Randy Rhino, DB	AP (3rd)		Derrick Morgan, DE	AP (1st), AFCA (1st), PFW (2nd), SI (2nd), TSN (2nd), CBS (2nd), Rivals (2nd)
1975	Leo Tierney, C	UPI (2nd), AP (3rd)		Demaryius Thomas, WR	AP (3rd), Rivals (3rd)
1976	Leo Tierney, C	AFCA (1st), TSN (1st), AP (2nd)	2011	Omoregie Uzzi, OL	SI.com (2nd), Rivals (3rd)
1977	Lucius Sanford, LB	TSN (1st)	2012	Omoregie Uzzi, OL	CBSSports.com (3rd)
1978	Don Bessilleu, DB	AP (2nd), UPI (2nd)	2013	Jeremiah Attaochu, DE	AP (3rd), CBSSports.com (3rd)
1984	Robert Lavette, RB	FN (3rd)	2014	Shaquille Mason, OG	USA TODAY (1st), SI (2nd), FWAA (2nd), Phil Steele (2nd), AP (3rd)
1985	John Davis, OL	TSN (1st), FN (2nd)			
	Pat Swilling, OLB	FWAA (1st), FN (3rd)			
1986	John Davis, OL	SH (1st), UPI (2nd)			
1989	Ken Swilling, FS	AP (3rd)			
1990	Marco Coleman, OLB	SH (1st)			
	Ken Swilling, FS*#	AP (1st), UPI (1st), WCF (1st), AFCA (1st), FWAA (1st), TSN (1st), FN (1st)			
1991	Willie Clay, CB	AP (2nd), UPI (2nd), TSN (2nd), FN (2nd)			
	Marco Coleman, OLB	FWAA (1st), SH (1st), AP (2nd), UPI (2nd), FN (2nd), TSN (2nd)			



**Randy Rhino is the only three-time All-American in Georgia Tech football history.**



**Joe Hamilton was a consensus first-team All-American in 1999 and finished second in voting for the Heisman Trophy.**

**NATIONAL AWARDS****AFFCA ALLSTATE GOOD WORKS TEAM**

2016 KeShun Freeman

**BILETNIKOFF AWARD****RECEIVER**

1998 Dez White (Semifinalist)  
 1999 Dez White (Semifinalist)  
 2005 Calvin Johnson (Semifinalist)  
 2006 Calvin Johnson (Winner)  
 2009 Demaryius Thomas (Semifinalist)

**BROYLES AWARD****ASSISTANT COACH**

1998 Ralph Friedgen (Finalist)  
 1999 Ralph Friedgen (Winner)

**BURLSWORTH TROPHY****TOP FORMER WALK-ON**

2010 Sean Bedford (Winner)

**BUTKUS AWARD****LINEBACKER**

1991 Marco Coleman (Finalist)

**BEDNARIK AWARD****DEFENSE**

2008 Vance Walker (Semifinalist)

**DAVEY O'BRIEN AWARD****QUARTERBACK**

1992 Shawn Jones (Finalist)  
 1999 Joe Hamilton (Winner)

**DOAK WALKER AWARD****RUNNING BACK**

2009 Jonathan Dwyer (Semifinalist)

**DRADDY TROPHY****"ACADEMIC HEISMAN"**

2008 Darryl Richard (Finalist)

**JIM THORPE AWARD****DEFENSIVE BACK**

1989 Ken Swilling (6th)  
 1990 Ken Swilling (Finalist/3rd)  
 1991 Willie Clay (Semifinalist)  
 2003 James Butler (Semifinalist)  
 2004 James Butler (Semifinalist)

**JOHNNY UNITAS AWARD****SENIOR QUARTERBACK**

1992 Shawn Jones (Finalist)  
 1999 Joe Hamilton (Finalist)

**LOMBARDI AWARD****LINEMAN**

1970 Rock Perdoni (Finalist)  
 1992 Coleman Rudolph (Semifinalist)

**LOU GROZA AWARD****PLACEKICKER**

1992 Scott Sisson (Finalist)  
 2000 Luke Manget (Semifinalist)  
 2004 Travis Bell (Semifinalist)  
 2007 Travis Bell (Semifinalist)

**HEISMAN TROPHY****VOTING**

1942 Clint Castleberry, HB (3rd)  
 1943 Eddie Prokop, HB (5th)  
 1962 Billy Lothridge, QB (8th)  
 1963 Billy Lothridge, QB (2nd)  
 1966 Lenny Snow, TB (14th)  
 1978 Eddie Lee Ivery, TB (8th)  
 1999 Joe Hamilton, QB (2nd)  
 2006 Calvin Johnson, WR (10th)

**LOWE'S SENIOR CLASS AWARD**

2008 Darryl Richard (Finalist)  
 2010 Sean Bedford (Finalist)

**MAXWELL AWARD****NATIONAL PLAYER**

1999 Joe Hamilton, QB (Finalist)  
 2006 Calvin Johnson, WR (Semifinalist)

**MOSI TATUPU AWARD****SPECIAL TEAMS**

1997 Rodney Williams (Finalist)  
 1998 Rodney Williams (Finalist)  
 2001 Kelly Campbell (Finalist)

**OUTLAND TROPHY****LINEMAN**

1998 Craig Page, C (Finalist)

**RAY GUY AWARD****PUNTER**

2006 Durant Brooks (Finalist)  
 2007 Durant Brooks (Winner)

**RIMINGTON TROPHY****CENTER**

2003 Hugh Reilly, C (Finalist)

**TED HENDRICKS AWARD****DEFENSIVE END**

2009 Derrick Morgan (Finalist)

**PRESEASON ALL-AMERICA****PLAYBOY MAGAZINE**

1962 Dave Watson, G  
 1970 Rock Perdoni, DL  
 1974 Randy Rhyno, DB  
 1976 Leo Tierney, C  
 1977 Lucius Sanford, LB  
 1987 Riccardo Ingram, DB  
 1991 Ken Swilling, DB  
 Marco Coleman, OLB  
 2002 Dan Dyke, P (scholar-athlete)  
 2007 Durant Brooks, P

**NATIONAL PLAYER OF THE WEEK****SPORTS ILLUSTRATED**

Oct. 8, 1966 – Kim King, QB vs. Tennessee  
 Oct. 29, 1984 – John Davis, T vs. Clemson  
 Oct. 15, 1988 – Andre Thomas, DB vs. South Carolina  
 Oct. 13, 1989 – Ken Swilling, DB vs. Clemson

**AT&T**

Nov. 29, 2008 – Roddy Jones, RB vs. Georgia

**WALTER CAMP**

Oct. 29, 2016 – Justin Thomas, QB vs. Duke

**MANNING AWARD STAR OF THE WEEK**

Sept. 4, 2017 – TaQuon Marshall, QB vs. Tennessee

**DAVEY O'BRIEN AWARD "GREAT 8"**


Sept. 4, 2017 – TaQuon Marshall, QB vs. Tennessee

**NCAA SILVER ANNIVERSARY AWARD****DISTINGUISHED STUDENT-ATHLETE ON 25TH ANNIVERSARY OF END OF INTERCOLLEGIATE ATHLETICS ELIGIBILITY**

1980 Larry Morris (1955)  
 2000 Steve Raible (1975)

**ACADEMIC AWARDS****COSIDA ACADEMIC ALL-AMERICA HALL OF FAME**

1996 Wade Mitchell



*The CoSIDA Academic All-America Hall of Fame recognizes former Academic All-America student-athletes who graduated at least 10 years prior and have gone on to great success after athletics. Wade Mitchell became Georgia Tech's first inductee in 1996. An Academic All-America in 1955, the former standout quarterback and safety went on to become a prominent Atlanta banking executive.*

**NCAA POSTGRADUATE SCHOLARSHIP**

1968 Bill Eastman  
 1975 James Robinson  
 1981 Sheldon Fox  
 1983 Ellis Gardner  
 1986 John Ivmeyer  
 2002 Dan Dyke

**NATIONAL FOOTBALL FOUNDATION****SCHOLAR-ATHLETE**

1968	Bill Eastman
1980	Sheldon Fox

**ACADEMIC ALL-AMERICA**

1952	Ed Gossage, G (1st)
	Larry Morris, LB (1st)
	Cecil Trainer, E (1st)
1954	John Hunsinger, FB (1st)
1955	Wade Mitchell, QB (1st)
1956	Allen Ecker, G (1st)
1958	Floyd Faucette, B (2nd)
	Foster Watkins, G (3rd)
1966	W.J. Blaine, LB (1st)
	Jim Breland, C (1st)
	Bill Eastman, DB (1st)
1967	Bill Eastman, DB (1st)
1980	Sheldon Fox, LB (1st)
1982	Ellis Gardner, T (2nd)
1989	Stefen Scotton, FB (2nd)
1990	Stefen Scotton, FB (1st)
1999	Dan Dyke, P (1st)
2000	Dan Dyke, P (1st)
2001	Dan Dyke, P (1st)
2002	Dan Dyke, P (1st)
2007	Darryl Richard, DT (2nd)

**ACADEMIC ALL-DISTRICT**

1995	Grant Baynham, TE
1996	Grant Baynham, TE
	Dave Frakes, K
1997	Dave Frakes, K
1999	Dan Dyke, P
2000	Dan Dyke, P
2001	Dan Dyke, P
2002	Dan Dyke, P
	Jeremy Muires, DB
2003	Hal Higgins, P
2007	Darryl Richard, DT
2016	Brad Stewart, WR
2018	Andrew Marshall, OL
	Malik Rivera, DB
	Brad Stewart, WR

**JIM TATUM AWARD****ACC'S TOP SENIOR SCHOLAR-ATHLETE**

2002	Jeremy Muires, FS
2008	Darryl Richard, DT

**ACC POSTGRADUATE SCHOLARSHIP**

1989	Cedric Stallworth
1996	Grant Baynham
1997	Dave Frakes
2002	Dan Dyke
2003	Hal Higgins
2004	Nate Curry
2013	Will Jackson
2015	Matt Connors

**ACADEMIC ALL-ACC**

1980	Ellis Gardner, T
	Mark Schultz, C
	Mark Bradley, NG
	Sheldon Fox, LB

1981	Ellis Gardner, T		P.J. Daniels, RB
	Mark Sheffield, S		Chris Reis, LB
1982	Ellis Gardner, T	2005	Travis Bell, PK
	Sam Kelly, DE		Chris Reis, LB
	Eddie Fortier, FB		Kevin Tuminello, C
1983	John Ivmeyer, T	2006	Travis Bell, PK
	Rob Horton, LB		Darryl Richard, DT
	Mike Martin, LB		Kevin Tuminello, C
1984	John Dewberry, QB	2007	Travis Bell, PK
	Sam Bracken, G		Tashard Choice, RB
	Paul Menegazzi, DB		Colin Peek, TE
	Chuck Easley, FB	2008	Kevin Tuminello, C
	Tony Kepano, G		Roddy Jones, RB
1985	Sam Bracken, G		Darryl Richard, DT
	John Dewberry, QB		Jaybo Shaw, QB
	Chuck Easley, TB	2009	Cooper Taylor, S
	Andy Hearn, C		Roddy Jones, RB
	John Ivmeyer, T	2010	Logan Walls, DT
1986	Bart Jones, DB		Scott Blair, K
	Steve Mullen, DE		Will Jackson, OG
	Cedric Stallworth, DB		Roddy Jones, RB
	Jim Stradley, C	2011	Logan Walls, DT
	Rick Strom, QB		Will Jackson, OG
	Mitch Waters, T		Preston Lyons, RB
1987	Steve Mullen, DE		Jason Peters, DE
	Cedric Stallworth, DB	2012	Logan Walls, DT
	Rick Strom, QB		Ray Beno, OT
1989	Steve Mullen, DT	2013	Will Jackson, OG
	David Hicks, OLB		Ray Beno, OT
	Stefen Scotton, FB		Trey Braun, OG
1990	Stefen Scotton, FB	2014	Harrison Butker, K
	Jay Martin, DB		Isaiah Johnson, S
1991	Jerrelle Williams, ILB	2015	Trevor Stroebel, LS
1992	Coleman Rudolph, DT		Trey Braun, OL
1994	Rodney Wilkerson, ILB	2016	Marcus Marshall, RB
1995	Grant Baynham, TE		Parker Braun, OG
	Dave Frakes, K		Andrew Marshall, OT
1996	Dave Frakes, K		Rod Rook-Chungong, DE
1998	Felipe Claybrooks, DE	2017	Brad Stewart, WR
	Mike Sheridan, SE		Parker Braun, OG
	Kofi Smith, CB	2018	Brad Stewart, WR
1999	Dan Dyke, P		Jalen Johnson, LB
	Travares Tillman, DB		Andrew Marshall, OL
2000	Felipe Claybrooks, DE		Brant Mitchell, LB
	Dan Dyke, P		Malik Rivera, DB
	Jeremy Muires, DB		Brad Stewart, WR
2001	Dan Dyke, P		Parker Braun, OL
	George Godsey, QB		Tre Swilling, DB
	Jeremy Muires, DB		Wesley Wells, PK
	Kelley Rhino, SP		
2002	Dan Dyke, P		
	Jeremy Muires, DB		
	Kelley Rhino, SP		
	Luke Manget, PK		
	Daryl Smith, LB		
2003	James Butler, DB		
	Nate Curry, WR		
	P.J. Daniels, RB		
	John Paul Foschi, TE		
	Eric Henderson, DE		
	Hal Higgins, P		
	Chris Reis, DB		
	Gerris Wilkinson, DE		
2004	Travis Bell, PK		
	James Butler, DB		
	Nate Curry, WR		

**ACADEMIC ALL-SEC**

1954	Bill Sennett, E
	Wade Mitchell, QB
1955	Wade Mitchell, QB
1956	Allen Ecker, G
	Wade Mitchell, QB
	Dickie Mattison, FB
1957	Foster Watkins, G
1958	Floyd Faucette, HB
1959	Floyd Faucette, HB
1961	Larry Stallings, T
1962	Larry Stallings, T
	Frank Sexton, E
	Tom Ballard, T

ALL-SOUTHERN CONFERENCE		ALL-SEC	
1902	Jesse Thrash, T	1933	Bob Tharpe, T (AP-1st)
1904	Lob Brown, T		Jimmy Slocum, E (AP-2nd)
1906	Lob Brown, E		Jack Phillips, FB (AP-2nd)
1907	John Davis, T		Clyde Williams, T (AP-3rd)
1910	Pat Patterson, T		Dave Wilcox, G (AP-3rd)
1911	Roy Goree, E	1934	C.W. Williams, T (AP-2nd)
1914	Jim Senter, E		Shorty Roberts, B (AP-3rd)
1915	Wooch Fielder, B	1935	J.M. Fitzsimons, G (AP-1st)
	Froggy Morrison, B		Dutch Konemann, B (AP-3rd)
	Jim Senter, E	1936	Dutch Konemann, B (AP-1st)
1916	Tommy Spense, B		J.M. Fitzsimons, G (AP-2nd)
	Everett Strupper, B	1937	Bill Jordan, E (AP-1st)
	Walker Carpenter, T		Fletcher Simms, B (AP-1st)
	Bob Lang, G		Jack Chivington, C (AP-3rd)
	Pup Phillips, C		Dutch Konemann, B (AP-3rd)
1917	Albert Hill, B	1938	J.L. Brooks, G (AP-1st)
	Everett Strupper, B		Jack Chivington, C (AP-2nd)
	Joe Guyon, B	1939	Bob Ison, E (AP-1st)
	Shorty Guill, E		Howard Ector, B (AP-2nd)
	Bill Fincher, E		Neil Cavette, G (AP-3rd)
	Walker Carpenter, T		Buck Murphy, B (AP-3rd)
	Pup Phillips, C	1940	Bob Ison, E (AP-2nd)
1919	Judy Harlan, B		Johnny Bosch, B (AP-3rd)
	Buck Flowers, B	1941	Charles Sanders, T (AP-2nd)
	Red Barron, B		George Webb, E (AP-2nd)
	Albert Staton, E	1942	Harvey Hardy, G (AP-1st)
	Dummy LeBey, G		Clint Castleberry, B (AP-1st)
	Pup Phillips, C		George Manning, C (AP-2nd)
1920	Buck Flowers, B		Jack Marshall, E (AP-3rd)
	Red Barron, B	1943	Phil Tinsley, E (AP-1st)
	John Staton, E		John Steber, G (AP-1st)
	Bill Fincher, E		Bill Chambers, T (AP-1st)
1921	Judy Harlan, B		Eddie Prokop, B (AP-1st)
	Red Barron, B		George Manning, C (AP-2nd)
	Albert Staton, T		Frank Beall, G (AP-2nd)
1922	Red Barron, B		Walt Kilzer, E (AP-2nd)
	Oscar Davis, G		Mickey Logan, B (AP-2nd)
	Claire Frye, C		Jim Wilson, E (AP-3rd)
1923	Doug Wycoff, B		W.N. Smith, T (AP-3rd)
	John Staton, E		Charley Hoover, G (AP-3rd)
1924	Doug Wycoff, B		Frank Broyles, B (AP-3rd)
	Walter Godwin, G	1944	Phil Tinsley, E (AP-1st)
1925	Doug Wycoff, B		Frank Broyles, E (AP-1st)
	Walter Godwin, G		Maurice Furchgott, G (AP-2nd)
	Owen Poole, C		Allen Bowen, B (AP-2nd)
	Mack Tharpe, T		Roland Phillips, G (AP-3rd)
1927	Stumpy Thomason, B		George Mathews, B (AP-3rd)
	Peter Pund, C	1945	Bobby Davis, T
	Frank Speer, T		Paul Duke, C (AP-2nd)
	Ed Crowley, E		George Mathews, B (AP-2nd)
1928	Warner Mizell, B		George Hills, G (AP-3rd)
	Raleigh Drennon, G		Walt Kilzer, E (AP-3rd)
	Peter Pund, C	1946	Bobby Davis, T (AP-1st)
	Frank Speer, T		Paul Duke, C (AP-1st)
	Ken Thrash, T		Frank Broyles, B (AP-1st)
	Stumpy Thomason, B		Bill Healy, G (AP-2nd)
	Tom Jones, E		Pat McHugh, B (AP-3rd)
1930	Vance Maree, T	1947	Bobby Davis, T (AP-1st)
1932	Monk Nebblett, C		Bill Healy, G (AP-1st)
			Louis Hook, C (AP-3rd)
			George Brodnax, E (AP-3rd)
			Allen Bowen, B (AP-3rd)
		1948	Bill Healy, G (AP-1st)
			George Brodnax, E (AP-1st)
			Frank Ziegler, B (AP-2nd)
			Jim Vurgin, G (AP-3rd)
			Clay Matthews, T (AP-3rd)
			Bob McCoy, B (AP-3rd)
		1949	Tom Coleman, T (AP-2nd)
			Jimmy Jordan, B (AP-2nd)
			Dick Harvin, E (AP-3rd)
		1950	Bob Bossons, C (UPI-1st; AP-3rd)
			John Weigle, E (UPI-2nd; AP-3rd)
			Bobby North, B (AP-3rd)
		1951	Lum Snyder, T (AP-1st)
			Darrell Crawford, QB (AP-1st; UPI-1st)
			Lamar Wheat, DT (AP-1st; UPI-1st)
			Ray Beck, G (AP-1st; UPI-1st)
			Buck Martin, E (AP-2nd; UPI-2nd)
			George Morris, LB (AP-2nd)
			Hal Miller, T (AP-3rd)
			Leon Hardeman, HB (AP-3rd; UPI-2nd)
			Larry Morris, LB (AP-3rd)
		1952	Pete Brown, C (AP-1st; UPI-2nd)
			Hal Miller, T (AP-1st; UPI-2nd)
			Leon Hardeman, HB (AP-1st; UPI-1st)
			Sam Hensley, DE (AP-1st)
			Buck Martin, OE (AP-2nd; UPI-1st)
			George Morris, LB (AP-1st; UPI-1st)
			Larry Morris, LB (AP-1st; UPI-3rd)
			Bobby Moorhead, DB (AP-1st)
			Orville Vereen, G (AP-2nd; UPI-2nd)
			Jake Shoemaker, OG (AP-2nd)
			Ed Gossage G (AP-3rd; UPI-3rd)
			Jeff Knox, E (AP-3rd)
			Billy Teas, HB (AP-3rd)
			Bob Sherman, DT (AP-3rd)
			Charlie Brannon, DB (AP-3rd)
		1953	Larry Morris, C (AP-1st; UPI-1st)
			Glen Turner, B (AP-1st; UPI-2nd)
			Bob Sherman, T (AP-2nd; UPI-3rd)
			Leon Hardeman, B (AP-2nd; UPI-2nd)
			Sam Hensley, E (AP-3rd; UPI-2nd)
			Billy Teas, B (AP-3rd; UPI-2nd)
			Glenn Turner, B (UPI-2nd)
			Orville Vereen, G (UPI-2nd)
		1954	Larry Morris, C (AP-2nd; UPI-1st)
			Franklin Brooks, G (AP-1st; UPI-1st)
			Henry Hair, E (AP-1st; UPI-1st)
			Jimmy Thompson, B (AP-3rd; UPI-3rd)
		1955	Franklin Brooks, G (AP-1st; UPI-1st)
			Henry Hair, E (UPI-1st)
			George Volkert, B (AP-2nd; UPI-3rd)
			Jimmy Morris, C (UPI-2nd)
			Carl Vereen, T (UPI-3rd)
			Wade Mitchell (UPI-3rd)
		1956	Don Stephenson, C (AP-1st; UPI-1st)
			Ken Owen, B (AP-1st; UPI-3rd)
			Allen Ecker, G (AP-2nd; UPI-1st)
			Paul Rotenberry, B (AP-2nd; UPI-2nd)
			Carl Vereen, T (AP-3rd; UPI-2nd)
			Toppy Vann, B (AP-3rd)
			Jimmy Johnson, G (UPI-2nd)
			Wade Mitchell, QB (UPI-3rd)
			George Volkert, B (UPI-3rd)
		1957	Don Stephenson, C (AP-1st; UPI-1st)
			Jerry Nabors, E (AP-2nd; UPI-2nd)



1958	Gerald Burch, T (AP-3rd)	1989	Jerry Mays, RB (AP – 1st, UPI – 1st)		Jeremy Muyles, DB (2nd)
	Maxie Baughan, C (AP-3rd)		Eric Thomas, LB (AP – 1st, UPI – 1st)		Nick Rogers, DE (2nd)
	Floyd Faucette, B (AP-3rd)		Ken Swilling, DB (AP – 1st, UPI – 1st)	2001	Joe Burns, RB (1st)
1959	Maxie Baughan, C (AP-1st; UPI-2nd)		Darryl Jenkins, T (AP – 2nd)		Kelly Campbell, WR (1st)
	Gerald Burch, T (UPI-2nd)		Willie Burks, DT (AP – 2nd)		Nat Dorsey, T (1st)
	Toby Deese, C (AP-2nd)	1990	Ken Swilling, FS (1st)		Greg Gathers, DE (1st)
	Taz Anderson, B (AP-3rd)		Calvin Tiggie, ILB (1st)		Luke Manget, PK (1st)
	Billy Shaw, T (UPI-3rd)		Willie Clay, CB (1st)		Kelley Rhino, SP (1st)
1960	Billy Shaw, T (AP-1st; UPI-1st)		Joe Stiffr, G (1st)		Jeremy Muyles, DB (2nd)
	Gerald Burch, T (AP-2nd; UPI-2nd)		Marco Coleman, OLB (1st)	2002	Nick Rogers, DE (2nd)
	Billy Williamson, B (AP-2nd; UPI-2nd)		Tom Covington, TE (2nd)		Jeremy Muyles, DB (1st)
	Chick Graning, B (UPI-3rd)		Emmett Merchant, WR (2nd)		Nat Dorsey, T (2nd)
	Ed Nutting, T (UPI-3rd)		Jeremiah McClary, DT (2nd)		Luke Manget, PK (2nd)
1961	Dave Watson, G (AP-1st; UPI-1st)		Shawn Jones, QB (2nd)		Kerry Watkins, WR (2nd)
	Harold Ericksen, G (AP-2nd)		Darryl Jenkins, T (2nd)		Recardo Wimbush, LB (2nd)
	Billy Williamson, B (AP-3rd; UPI-3rd)	1991	Willie Clay, CB (1st)	2003	James Butler, FS (1st)
	Rufus Guthrie, G (UPI-2nd)		Marco Coleman, OLB (1st)		P.J. Daniels, RB (1st)
1962	Rufus Guthrie, G (AP-1st; UPI-1st)		Mike Mooney, T (1st)		Keyaron Fox, LB (1st)
	Dave Watson, G (AP-3rd; UPI-1st)		Coleman Rudolph, DT (1st)		Eric Henderson, DE (1st)
	Billy Lothridge, QB (AP-1st; UPI-1st)		Shawn Jones, QB (2nd)		Hugh Reilly, C (1st)
	Billy Martin, E (AP-2nd; UPI-1st)		Greg Lester, FL (2nd)		Jonathan Smith, WR (2nd)
	Larry Stallings, G (AP-3rd)		Jerrelle Williams, ILB (2nd)	2004	James Butler, FS (1st)
	Mike McNames, B (AP-3rd; UPI-3rd)	1992	Coleman Rudolph, DT (1st)		Calvin Johnson, WR (1st)
	Ted Davis, E (UPI-3rd)		Scott Sisson, K (1st)		Travis Bell, PK (2nd)
1963	Billy Lothridge, QB (AP-1st; UPI-1st)	1993	Dorsey Levens, RB (1st)		Eric Henderson, DE (2nd)
	Billy Martin, E (AP-1st; UPI-1st)		Jamal Cox, ILB (2nd)		Gerris Wilkinson, LB (2nd)
	Dave Simmons, C (AP-2nd)		William Bell, RB (3rd)		Chris Reis, LB (hm)
	Ted Davis, E (UPI-3rd)		Brian Bravy, G (3rd)	2005	Calvin Johnson, WR (1st)
			Michael Cheever, C (3rd)		P.J. Daniels, RB (2nd)
		1994	Jason Bender, FL (1st)		Eric Henderson, DE (2nd)
			Jamal Cox, ILB (2nd)		Dawan Landry, FS (2nd)
			Brian Bravy, G (2nd)		Gerris Wilkinson, LB (2nd)
			Lethon Flowers, CB (2nd)		Brad Honeycutt, OT (hm)
		1995	Michael Cheever, C (2nd)	2006	Joe Anoi, DT (1st)
			Al Jackson, NG (2nd)		Durant Brooks, P (1st)
			Nathan Perryman, CB (2nd)		Calvin Johnson, WR (1st)
			Ron Rogers, ILB (2nd)		Jamal Lewis, S (1st)
			C.J. Williams, TB (2nd)		Tashard Choice, RB (2nd)
		1996	Curtis McGee, T (1st)		Adamm Oliver, DE (2nd)
			Harvey Middleton, FL (1st)		Philip Wheeler, LB (2nd)
			Nathan Perryman, CB (2nd)		Reggie Ball, QB (hm)
		1997	Rodney Williams, P (1st)		Andrew Gardner, OT (hm)
			Keith Brooking, LB (2nd)		KaMichael Hall, LB (hm)
			Ken Celaj, T (2nd)	2007	Travis Bell, PK (1st)
			Ralph Hughes, DE (2nd)		Durant Brooks, P (1st)
		1998	Joe Hamilton, QB (1st)		Tashard Choice, RB (1st)
			Craig Page, C (1st)		Andrew Gardner, OT (1st)
			Rodney Williams, P (1st)		Vance Walker, DT (1st)
			Jason Burks, G (2nd)		Darrell Robertson, DE (2nd)
			Charlie Rogers, SP (2nd)		Kevin Tuminello, C (2nd)
			Jesse Tarplin, DE (2nd)		Philip Wheeler, LB (2nd)
			Travares Tillman, FS (2nd)		Jamal Lewis, S (hm)
			Dez White, SE (2nd)	2008	Jonathan Dwyer, RB (1st)
1982	Robert Lavette, TB	1999	Joe Hamilton, QB (1st)		Andrew Gardner, OT (1st)
1984	John Dewberry, QB		Jon Carman, T (1st)		Michael Johnson, DE (1st)
	Tony Kepano, G (AP)		Kelly Campbell, FL (1st)		Vance Walker, DT (1st)
	Robert Lavette, TB		Jason Burks, G (2nd)		Morgan Burnett, S (2nd)
	Ken Whisenhunt, TE		Travares Tillman, FS (2nd)		Cord Howard, OL (2nd)
1985	Cleve Pounds, DB		Dez White, SE (2nd)		Darryl Richard, DT (2nd)
	Ted Roof, LB	2000	Chris Brown, T (1st)		Derrick Morgan, DE (hm)
	Pat Swilling, DE		Greg Gathers, DE (1st)	2009	Sean Bedford, OL (1st)
1986	Kyle Ambrose, DT		Brent Key, G (1st)		Jonathan Dwyer, RB (1st)
	John Davis, C		Luke Manget, PK (1st)		Cord Howard, OL (1st)
	Riccardo Ingram, DB		Kelly Campbell, WR/SP (2nd)		Derrick Morgan, DE (1st)
1988	Cedric Stallworth, DB		George Godsey, QB (2nd)		Joshua Nesbitt, QB (1st)
	Willis Crockett, LB				

### SEC COACH OF THE YEAR

1939	William Alexander (Nashville Banner)
1951	Bobby Dodd (AP)

### ALL-SOUTHERN INDEPENDENT

1968	John Sias, SE				
	Joel Stevenson, TE				
	Buck Shiver, LB				
	Billy Kinard, DB				
1969	Rock Perdoni, DT				
	Jeff Ford, DB				
	John Riggie, LB				
	Joe Vitunic, OG				
1970	Brent Cunningham, HB				
	Bill Flowers, LB				
	Jeff Ford, DB				
	Richard Gardner, OG				
	Rick Lantz, OT				
	Rock Perdoni, DT				
1971	Rick Lantz, OT				

### ALL-ACC

1982	Robert Lavette, TB				
1984	John Dewberry, QB				
	Tony Kepano, G (AP)				
	Robert Lavette, TB				
	Ken Whisenhunt, TE				
1985	Cleve Pounds, DB				
	Ted Roof, LB				
	Pat Swilling, DE				
1986	Kyle Ambrose, DT				
	John Davis, C				
	Riccardo Ingram, DB				
1988	Cedric Stallworth, DB				
	Willis Crockett, LB				



## HONORS AND AWARDS

	Demaryius Thomas, WR (1st)	DeAndre Smelter, WR (2nd – C, 3rd – M)	<b>TWO-TIME FIRST-TEAM ALL-ACC</b>
	Morgan Burnett, S (2nd)	Justin Thomas, QB (2nd – C, 3rd – M)	Robert Lavette ..... 1982, 1984
	Brad Jefferson, LB (hm)	Jamal Golden, DB (3rd – M, C)	Ken Swilling ..... 1989, 1990
2010	Anthony Allen, RB (1st)	Freddie Burden, C (hm – M)	Willie Clay ..... 1990, 1991
	Sean Bedford, C (1st)	Bryan Chamberlain, OT (hm – M)	Coleman Rudolph ..... 1991, 1992
	Omoregie Uzzi, G (2nd)	P.J. Davis, LB (hm – M)	Rodney Williams ..... 1997, 1998
2011	Omoregie Uzzi, G (1st)	Sy'njin Days, BB (hm – M, C)	Joe Hamilton ..... 1998, 1999
	Julian Burnett, LB (2nd)	KeShun Freeman, DE (hm – M)	Kelly Campbell ..... 1999, 2001
	Jeremiah Attaochu, LB (hm)	Jamal Golden, RET (hm – M)	Greg Gathers ..... 2000, 2001
	Rod Sweeting, CB (hm)	D.J. White, DB (hm – M)	Luke Manget ..... 2000, 2001
2012	Omoregie Uzzi, G (1st – M, C)	2015 Adam Gotsis, DT (3rd – C, hm – M)	James Butler ..... 2003, 2004
	Jeremiah Attaochu, LB (hm – M, C)	Freddie Burden, C (hm – C)	Durant Brooks ..... 2006, 2007
	T.J. Barnes, DT (hm – C)	Trey Braun, OL (hm – M)	Andrew Gardner ..... 2007, 2008
	Jay Finch, C (hm – M, C)	Bryan Chamberlain, OL (hm – M)	Vance Walker ..... 2007, 2008
	Jamal Golden, SP (hm – C)	2016 Freddie Burden, C (3rd – C, M)	Jonathan Dwyer ..... 2008, 2009
	Will Jackson, OL (hm – M)	Harrison Butker, PK (hm – M)	Sean Bedford ..... 2009, 2010
	Orwin Smith, RB (hm – M, C)	Patrick Gamble, DL (hm – M)	Omoregie Uzzi ..... 2011, 2012
2013	Shaquille Mason, G (1st – M; 3rd – C)	2017 KirVonte Benson, RB (2nd)	
	Jeremiah Attaochu, DE (1st – C; 2nd – M)	Parker Braun, OL (2nd)	
	Robert Godhigh, RB (hm – M)	Pressley Harvin III, P (3rd)	
	Will Jackson, OL (hm – M)	Shamire Devine, OL (hm)	
	David Sims, RB (hm – M, C)	2018 Parker Braun, OL (1st)	
2014	Adam Gotsis, DL (2nd – M, C)	Pressley Harvin III, P (2nd)	
	Zach Laskey, BB (2nd – M, C)		
	Shaquille Mason, OG (2nd – M, C)		
	Quayshawn Nealy, LB (2nd – C, 3rd – M)		

M – Media, C – Coaches

**THREE-TIME FIRST-TEAM ALL-ACC**

Calvin Johnson ..... 2004, 2005, 2006

**FIRST-TEAM ALL-ACC SELECTIONS BY POSITION / YEAR**

YEAR	TEAMS	RB	QB	WR	TE	OL	DL	LB	DB	P	K	SP	TOTAL
1982	8	1	–	–	–	–	–	–	–	–	–	–	1
1983	8	–	–	–	–	–	–	–	–	–	–	–	0
1984	8	1	1	–	1	1	–	–	–	–	–	–	4
1985	8	–	–	–	–	–	1	1	1	–	–	–	3
1986	8	–	–	–	–	1	1	–	1	–	–	–	3
1987	8	–	–	–	–	–	–	–	–	–	–	–	0
1988	8	–	–	–	–	–	–	1	1	–	–	–	2
1989	8	1	–	–	–	–	–	1	1	–	–	–	3
1990	8	–	–	–	–	1	–	2	2	–	–	–	5
1991	9	–	–	–	–	1	1	1	1	–	–	–	4
1992	9	–	–	–	–	–	1	–	–	–	1	–	2
1993	9	1	–	–	–	–	–	–	–	–	–	–	1
1994	9	–	–	1	–	–	–	–	–	–	–	–	1
1995	9	–	–	–	–	–	–	–	–	–	–	–	0
1996	9	–	–	1	–	1	–	–	–	–	–	–	2
1997	9	–	–	–	–	–	–	–	–	1	–	–	1
1998	9	–	1	–	–	1	–	–	–	1	–	–	3
1999	9	–	1	1	–	1	–	–	–	–	–	–	3
2000	9	–	–	–	–	2	1	–	–	–	1	–	4
2001	9	1	–	1	–	1	1	–	–	–	1	1	6
2002	9	–	–	–	–	–	–	–	1	–	–	–	1
2003	9	1	–	–	–	1	1	1	1	–	–	–	5
2004	11	–	–	1	–	–	–	–	1	–	–	–	2
2005	12	–	–	1	–	–	–	–	–	–	–	–	1
2006	12	–	–	1	–	–	1	–	1	1	–	–	4
2007	12	1	–	–	–	1	1	–	–	1	1	–	5
2008	12	1	–	–	–	1	2	–	–	–	–	–	4
2009	12	1	1	1	–	2	1	–	–	–	–	–	6
2010	12	1	–	–	–	1	–	–	–	–	–	–	2
2011	12	–	–	–	–	1	–	–	–	–	–	–	1
2012	12	–	–	–	–	1	–	–	–	–	–	–	1
2013	14	–	–	–	–	1	1	–	–	–	–	–	2
2014	14	–	–	–	–	–	–	–	–	–	–	–	0
2015	14	–	–	–	–	–	–	–	–	–	–	–	0
2016	14	–	–	–	–	–	–	–	–	–	–	–	0
2017	14	–	–	–	–	–	–	–	–	–	–	–	0
2018	14	–	–	–	–	1	–	–	–	–	–	–	1
<b>TOTAL</b>		<b>10</b>	<b>4</b>	<b>8</b>	<b>1</b>	<b>20</b>	<b>13</b>	<b>7</b>	<b>11</b>	<b>4</b>	<b>4</b>	<b>1</b>	<b>83</b>



### ACC PLAYER OF THE YEAR

1999	Joe Hamilton, QB
2006	Calvin Johnson, WR
2008	Jonathan Dwyer, RB

### ACC OFFENSIVE PLAYER OF THE YEAR

2008	Jonathan Dwyer, RB
------	--------------------

### ACC DEFENSIVE PLAYER OF THE YEAR

2009	Derrick Morgan, DE
------	--------------------

### ACC ROOKIE OF THE YEAR

1983	Cory Collier, TB
1985	Jerry Mays, TB
1989	Shawn Jones, QB
1991	Jimmy Lincoln, RB
2003	Reggie Ball, QB
2004	Calvin Johnson, WR

### ACC COACH OF THE YEAR

1985	Bill Curry
1990	Bobby Ross
1998	George O'Leary
2000	George O'Leary
2008	Paul Johnson
2009	Paul Johnson
2014	Paul Johnson (M, C)

### JACOBS BLOCKING TROPHY

1998	Craig Page, C
------	---------------

### BRIAN PICCOLO AWARD

### ACC'S MOST COURAGEOUS PLAYER

1989	Jerry Mays, RB
2000	Ed Wilder, FB
2013	Robert Godhigh, RB

### ANTHONY J. MCKEVLIN AWARD

### ACC MALE ATHLETE OF THE YEAR

1987	Riccardo Ingram
2000	Joe Hamilton

### ACC 50TH ANNIVERSARY TEAM

#### SELECTED IN 2002

Marco Coleman, OLB
Joe Hamilton, QB
Ken Swilling, DB

### ACC PLAYERS OF THE WEEK

#### 2004

9/13	Rookie	Calvin Johnson
10/11	Defensive Lineman	Eric Henderson
10/18	Rookie	Calvin Johnson
11/8	Rookie	Rashaun Grant
	Defensive Back	Reuben Houston
11/15	Rookie	Calvin Johnson
11/22	Rookie	Calvin Johnson

#### 2005

9/6	Offensive Lineman	Brad Honeycutt
9/12	Offensive Back	Reggie Ball
10/31	Defensive Lineman	Eric Henderson
11/21	Defensive Back	KalMichael Hall
	Specialist	Ben Arndt

#### 2006

9/11	Defensive Back	Jamal Lewis
9/25	Offensive Back	Calvin Johnson
10/2	Offensive Back	Calvin Johnson
	Defensive Lineman	Philip Wheeler
10/9	Defensive Back	KalMichael Hall
10/30	Defensive Lineman	Philip Wheeler
	Specialist	Durant Brooks
11/6	Offensive Back	Calvin Johnson
11/20	Specialist	Durant Brooks

#### 2007

9/4	Offensive Lineman	Andrew Gardner
	Specialist	Travis Bell
9/10	Rookie	Jonathan Dwyer
10/1	Offensive Lineman	Kevin Tuminello
10/15	Offensive Back	Tashard Choice
	Offensive Lineman	Andrew Gardner
11/19	Specialist	Durant Brooks

#### 2008

9/1	Offensive Lineman	Andrew Gardner
9/8	Defensive Lineman	Darryl Richard
9/22	Offensive Lineman	Andrew Gardner
10/6	Rookie	Jaybo Shaw
10/13	Defensive Lineman	Derrick Morgan
11/3	Defensive Lineman	Michael Johnson
12/1	Offensive Back	Roddy Jones

#### 2009

9/12	Defensive Lineman	Derrick Morgan
9/12	Specialist	Scott Blair
9/26	Offensive Lineman	Sean Bedford
	Defensive Back	Morgan Burnett
10/3	Defensive Lineman	Brad Jefferson
10/10	Offensive Lineman	Cord Howard
10/17	Offensive Lineman	Sean Bedford
11/14	Offensive Lineman	Cord Howard
	Defensive Lineman	Ben Anderson

#### 2010

9/7	Offensive Lineman	Sean Bedford
9/20	Defensive Lineman	Izaan Cross
	Specialist	Scott Blair
10/4	Specialist	Scott Blair
10/10	Offensive Back	Anthony Allen
11/22	Defensive Back	Mario Butler

#### 2011

9/6	Receiver	Stephen Hill
9/19	Offensive Lineman	Omoregie Uzzi

9/26	Offensive Lineman	Omoregie Uzzi
	Linebacker	Jeremiah Attaochu
	Defensive Back	Isaiah Johnson
10/3	Specialist	Justin Moore
10/17	Defensive Back	Rod Sweeting
10/31	Defensive Back	Jemea Thomas

#### 2012

9/17	Offensive Lineman	Will Jackson
11/5	Linebacker	Jeremiah Attaochu
11/12	Linebacker	Quayshawn Nealy
	Specialist	Jamal Golden

#### 2013

9/16	Offensive Back	Vad Lee
	Offensive Lineman	Shaquille Mason
9/23	Offensive Lineman	Shaquille Mason
10/21	Linebacker	Quayshawn Nealy
10/28	Defensive Back	Jemea Thomas
11/4	Defensive Back	Jemea Thomas
11/30	Defensive Lineman	Jeremiah Attaochu

#### 2014

9/22	Offensive Back	Justin Thomas
	Linebacker	P.J. Davis
10/6	Offensive Lineman	Shaquille Mason
10/27	Defensive Back	Isaiah Johnson
11/3	Defensive Lineman	KeShun Freeman
11/10	Offensive Back	Synjyn Days
	Offensive Lineman	Shaquille Mason
	Linebacker	Quayshawn Nealy
11/17	Receiver	DAndre Smelter
	Linebacker	P.J. Davis
12/1	Co-Offensive Lineman	Shaquille Mason
	Defensive Back	D.J. White

#### 2015

10/9	Rookie	Marcus Marshall
10/26	Defensive Back	Jamal Golden
10/26	Specialist	Lance Austin

#### 2016

9/17	Offensive Lineman	Freddie Burden
	Rookie	Dedrick Mills
10/1	Rookie	Dedrick Mills
10/29	Offensive Back	Justin Thomas
11/12	Defensive Back	Lawrence Austin
	Offensive Lineman	Parker Braun
11/19	Defensive Back	Lance Austin
	Linebacker	Brant Mitchell
11/26	Defensive Back	Lance Austin

#### 2017

9/5	Offensive Back	TaQuon Marshall
9/25	Offensive Lineman	Parker Braun
10/2	Defensive Back	A.J. Gray
	Offensive Lineman	Kenny Cooper
10/23	Offensive Lineman	Shamire Devine
11/13	Linebacker	Brant Mitchell

#### 2018

10/5	Quarterback	TaQuon Marshall
	Offensive Lineman	Parker Braun
10/25	Offensive Lineman	Parker Braun
	Rookie	Tobias Oliver
11/3	Defensive Lineman	Anree Saint-Amour
	Rookie	Tobias Oliver
11/10	Linebacker	Jalen Johnson
11/17	Specialist	Wesley Wells

**ALL-STAR GAMES****SENIOR BOWL****MOBILE, ALA.**

1951	Bob Bossons, C
1952	Ray Beck, G Ken Snyder, T Lamar Wheat, T
1954	Dave Davis, E Glenn Turner, B
1955	Bill Sennett, E
1957	Wade Mitchell, QB George Volkert, B
1958	Jerry Nabors, E
1961	Taz Anderson, B Gerald Burch, E Billy Shaw, T
1963	Rufus Guthrie, G Larry Stallings, G Ted Davis, C
1964	Billy Lothridge, B Billy Martin, E Bill Curry, C
1975	Jimmy Robinson, WR
1978	Lucius Sanford, LB
1979	Don Bessillieu, DB Kent Hill, OL
1982	Mike Kelley, QB
1985	Robert Lavette, RB
1986	Pat Swilling, DE Mike Travis, DB
1990	Darryl Jenkins, T
1991	Ken Swilling, DB Willie Clay, DB Mike Mooney, T
1992	Coleman Rudolph, DT
1994	Jamal Cox, ILB
1995	Michael Cheever, C Ryan Stewart, SS
1996	Nathan Perryman, CB
1997	Keith Brooking, LB
1999	Joe Hamilton, QB
2000	Chris Brown, T
2001	Kelly Campbell, WR
2003	Keyaron Fox, LB Daryl Smith, LB James Butler, FS
2004	Gerris Wilkinson, LB
2005	Mansfield Wrotto, T
2006	Durant Brooks, P
2007	Tashard Choice, RB Gary Guyton, LB Darrell Robertson, DE Philip Wheeler, LB
2008	Michael Johnson, DE Vance Walker, DT
2010	Anthony Allen, RB
2013	Jeremiah Attaochu, DE Jemea Thomas, DB
2014	Shaquille Mason, OG
	Darren Waller, WR
2016	Justin Thomas, DB

**BLUE-GRAY GAME****MONTGOMERY, ALA.**

1945	Paul Duke, C
1948	George Brodnax, E
1962	Mike McNames, FB Bobby Caldwell, C Ed Griffin, T
1970	Richard Gardner, G Bubba Hoats, DB
1972	Rick Lantz, T
	Brad Bourne, T
1974	Jimmy Robinson, WR Billy Shields, T
	Joe Harris, LB
	Randy Rhino, DB
1975	Rick Gibney, T
1979	Henry Johnson, LB Al Richardson, LB
1980	Ben Utt, G
1981	Mike Kelley, QB
1982	David Lutz, T
1986	Reginald Rutland, DB Gary Lee, WR
	John Davis, G
1987	Rick Strom, QB Paul Jurgensen, DE
1989	Sean Smith, DT
1992	Shawn Jones, QB
1993	Dorsey Levens, RB
1994	Jamal Cox, ILB

**COLLEGE ALL-STAR BOWL****GREENVILLE, S.C.**

2013	Jay Finch, C Will Jackson, OL Robert Godhigh, RB David Sims, RB
2014	Synjyn Days, RB

**EAST-WEST SHRINE GAME****VARIOUS SITES**

1925	Douglas Wycoff, FB
1967	Randall Edmunds, LB
1968	Terry Story, OT
1976	Leo Tierney, C
1978	Don Bessillieu, DB
1997	Ron Rogers, LB
1998	Rodney Williams, P
2001	George Godsey, QB Chris Young, DB
2003	Daryl Smith, LB
2005	Gerris Wilkinson, LB Dawan Landry, S Eric Henderson, DE
2006	KalMichael Hall, LB Kenny Scott, CB
2007	Gary Guyton, LB
2008	Darryl Richard, DT Jahi Word-Daniels, CB
2009	Cord Howard, G
2010	Mario Butler, CB
2013	Izaan Cross, DE Rod Sweeting, CB Jemea Thomas, DB
2013	Darren Waller, WR
2014	Jamal Golden, DB
2015	D.J. White, DB

**GRIDIRON CLASSIC****ORLANDO, FLA.**

1998	Jason Bostic, CB Deaunta Cameron, LB Craig Page, C Jesse Tarplin, DE Chris Myers, TE
2000	Felipe Claybrooks, DE Brent Key, G
2001	George Godsey, QB Nick Rogers, DE
2002	Kerry Watkins, WR Recardo Wimbush, LB
2003	Hugh Reilly, C
2004	Nate Curry, WR Jimmy Dixon, FB Darius Williams, TE

**HULA BOWL****HONOLULU / MAUI, HAWAII**

1955	Larry Morris, C
1958	Don Stephenson, C
1960	Maxie Baughan, C
1963	Dave Watson, G
1971	Renso Perdoni, T
1972	Smylie Gebhart, DE Jeff Ford, DB
1975	Randy Rhino, DB
1979	Eddie Lee Ivery, RB
1984	Jack Westbrook, DB
1985	Robert Lavette, RB
1988	Willis Crockett, LB
1991	Ken Swilling, DB
1993	Dorsey Levens, RB
1997	Harvey Middleton, SE
2003	Hugh Reilly, C
2005	P.J. Daniels, RB Damaris Bilbo, WR

**JAPAN BOWL****TOKYO, JAPAN**

1985	Andy Hearn, C
1986	John Davis, T
1989	Jerry Mays, RB

**LAS VEGAS ALL-AMERICAN CLASSIC****LAS VEGAS, NEV.**

2003	Jonathan Smith, WR
2004	Andy Tidwell-Neal, C Kyle Wallace, T
2005	Chris Reis, S

**NFLPA COLLEGIATE CLASSIC****CARSON, CALIF.**

2013	Orwin Smith, AB
2015	Patrick Skov, BB

**RAYCOM ALL-STAR FOOTBALL CLASSIC****MONTGOMERY, ALA.**

2013	T.J. Barnes, DE Travares Tillman, DB
------	---

**TROPICAL BOWL****DAYTONA BEACH, FLA.**

2016	Francis Kallon, DL
2017	J.J. Green, RB
2017	Lawrence Austin, DB
2017	KeShun Freeman, DE

## COLLEGE FOOTBALL HALL OF FAME

NAME	ELECTED	AT TECH
William A. Alexander, Coach	1951	1920-1944
Maxie Baughan, Center	1988	1957-1959
Ray Beck, Guard	1997	1949-1951
Bobby Davis, Tackle	1978	1945-1947
Bobby Dodd, Coach	1993*	1945-1966
Bill Fincher, End / Tackle	1974	1918-1921
Buck Flowers, Halfback	1955	1918-1921
George Gardner, College Football Official		1933-1948
Bobby Gaston, College Football Official	1996	1943
Joe Guyon, Halfback / Tackle	1971	1917-1918
Joe Hamilton, Quarterback	2014	1996-1999
John W. Heisman, Coach	1954	1904-1919
Calvin Johnson, Wide Receiver	2018	2004-2006
George Morris, Linebacker	1981	1950-1952
Larry Morris, Center-Linebacker	1992	1951-1954
Randy Rhino, Defensive Back	2002	1972-1974
Peter Pund, Center	1963	1926-1928
Everett Strupper, Halfback	1972	1915-1917
Pat Swilling, Defensive End	2009	1982-1985

\* Elected as a player in 1959



**Calvin Johnson was honored for his College Football Hall of Fame induction during Georgia Tech's win over Miami in 2018.**



### BOBBY DODD GEORGIA TECH HEAD COACH (1945-66)

Georgia Tech's legendary coach was inducted posthumously into the College Football Hall of Fame in December 1993. Also inducted to the College Hall of Fame in 1959 in honor of his playing career at Tennessee, Dodd and Amos Alonzo Stagg are the only inductees enshrined as both a player and a coach.

## HELMS FOUNDATION HALL OF FAME

NAME	AT TECH
John W. Heisman, Coach	1904-19
William A. Alexander, Coach	1920-44
Bobby Dodd, Coach	1945-66
Ned West, Sports Information Director	1952-76
Walker Carpenter, Tackle	1915-17
Everett Strupper, Halfback	1915-17
Bill Fincher, End / Tackle	1918-20
Don Stephenson, Center	1955-57

# FOOTBALL REPRESENTATIVES IN THE GEORGIA TECH SPORTS HALL OF FAME

## NAME, POS., LAST YEAR.....INDUCTED

Bunky Henry, K, 1966.....	1984	Jim Stocum, E, 1933.....	1979
Taz Anderson, E, 1960.....	1982	George Smith, E, 1938.....	1979
D.L. "Red" Barron, HB, 1922*.....	1959	Lenny Snow, HB, 1967.....	1976
Maxie Baughan, C, 1959*.....	1965	Lum Snyder, T, 1952.....	1968
Ray Beck, G, 1951*.....	1956	Jimmy Southard, QB, 1949.....	1994
Don Bessilleu, DB, 1978.....	1986	Frank Speer, T, 1930.....	1971
W.J. Blane, LB, 1966.....	1991	Tommy Spence, FB, 1917.....	1976
Bob Bosscons, C, 1950.....	1968	Larry Stallings, T, 1962.....	1979
Dinky Bowen, HB, 1949.....	1974	Albert Stalon, E-T, 1922*.....	1963
Jim Breland, C, 1967.....	1978	John Stalon, E, 1924.....	1965
George Brodnax, E, 1949*.....	1964	John Steber, G, 1946.....	1975
Keith Brooking, LB, 1997*.....	2007	Don Stephenson, C, 1957*.....	1966
Durant Brooks, P, 2007.....	2017	Everett "Strup" Strupper, HB, 1917*.....	1956
Franklin Brooks, G, 1957.....	1970	Ken Swilling, FS, 1991.....	2001
J.L. Brooks, G, 1939.....	1975	Pat Swilling, DE, 1985*.....	1991
Chris Brown, OT, 2000.....	2010	Bill Teas, HB, 1954.....	1963
Lob Brown, T-E, 1905.....	1966	Mack Tharpe, T, 1926.....	1961
Pete Brown, C, 1952*.....	1974	Bob Tharpe, T, 1934.....	1966
Frank Broyles, QB-HB, 1946*.....	1960	M.J. "Dutch" Konekman, HB, 1936.....	1969
Joe Burns, RB, 2001.....	2015	Robert Lavette, RB, 1984.....	1990
Gerry Busell, DB, 1964.....	1986	C.D. LeBay, G, 1921.....	1979
James Butler, FS, 2004.....	2014	Al Loeb, C, 1914.....	1959
Kelly Campbell, WR, 2001.....	2013	Billy Lothridge, QB, 1963*.....	1969
Jon Carman, OL, 1999.....	2012	David Lutz, OL, 1982.....	2003
Walker Carpenter, T, 1918.....	1965	Luke Manget, PK, 2002.....	2014
Clint Castleberry, HB, 1942*.....	1956	Vance Maree, T, 1931.....	1971
N.M. "Hawk" Cavette, G-P, 1941.....	1972	Billy Martin, E, 1964.....	1969
Jack Chivington, C, 1939.....	1977	Buck Martin, E, 1953.....	1970
Tashard Choice, RB, 2007.....	2019	George Mathews, HB, 1947*.....	1973
Lewis "Automobile" Clark, FB, 1905.....	1961	Jerry Mays, RB, 1989.....	1997
Willie Clay, CB, 1991.....	2002	Eddie McAshan, QB, 1972.....	1995
Marco Coleman, DE, 1991.....	2001	Jack McDonough, QB, 1923.....	1962
Tom Coleman, Jr., T, 1949.....	2001	Pat McHugh, HB, 1946.....	1973
Darrell Crawford, QB, 1953.....	1975	Gus Merkle, E, 1926.....	1975
Brent Cunningham, HB, 1971.....	1982	Harvey Middleton, WR, 1997.....	2011
Bill Curry, C, 1964*.....	1969	Hal Miller, T, 1953*.....	1964
Bobby Davis, T, 1947*.....	1956	Wade Mitchell, QB, 1956*.....	1976
J.W. "20 Percent" Davis, FB, 1909.....	1958	Walter Mitchell, E, 1923.....	1968
Oscar Davis, G, 1922.....	1964	Warner Mizell, HB, 1929.....	1974
Ted Davis, E, 1963.....	1980	Bobby Moorhead, DB, 1952.....	1971
John Davis, T, 1986.....	1991	Derrick Morgan, DL, 2009.....	2019
W.A. "Wink" Davis, HB, 1933.....	1986	George Morris, C, 1952*.....	1956
A.M. "Bum" Day, C, 1918.....	1984	Larry Morris, C, 1954*.....	1959
Craig Day, E, 1905.....	1962	Buck Murphy, QB-LB, 1939.....	1972
John Dewberry, QB, 1985.....	1992	Jerry Nabors, E, 1957.....	1986
Raleigh Drennon, G, 1929.....	1975	H.C. "Monk" Nebblett, C, 1932.....	1974
Paul Duke, C, 1946*.....	1963	Ken Owen, FB, 1957.....	1979
Dan Dyke, P, 2002.....	2015	Craig Page, OL, 1998.....	2009
Bill Eastman, DB, 1967.....	1985	Pat Patterson, T, 1912.....	1982
Allen Ecker, G, 1957.....	1978	James "Red" Patton, 1950.....	1977
Howard Ector, FB-QB, 1939.....	1960	Renso "Rock" Perdoni, T, 1970.....	2002
Pete Ferris, E, 1951.....	1980	George Phillips, C, 1919*.....	1979
K.J. "Wooch" Fielder, HB, 1914.....	1961	Jack Phillips, FB, 1934.....	1968
Bill Fincher, E-T, 1920*.....	1956	Jerry Priestley, QB, 1965.....	1979
Middleton FitzSimmons, G, 1937.....	1974	Eddie Prokop, HB, 1943.....	1982
Buck Flowers, HB, 1920*.....	1956	H.R. "Peter" Pund, C, 1928*.....	1969
Jeff Ford, DB, 1971.....	1983	Steve Raible, WR/TE, 1975.....	1958
George Gardner, E, 1925*.....	1965	Randy Rhino, DB, 1974*.....	2004
Smylie Gebhart, E, 1971.....	1980	L.W. "Chip" Robert, HB, 1908*.....	1981
George Godsey, QB, 2001.....	2012	Jimmy Robinson, E, 1974*.....	1959
Roy Goree, E, 1912.....	1976	Pepper Rodgers, QB, 1953*.....	1981
Johnny Gresham, HB, 1965.....	1978	Ted Roof, LB, 1985.....	1970
Rufus Guthrie, G, 1963*.....	1971	Paul Rotenberg, HB, 1956.....	1998
Joe Guyon, HB, 1918*.....	1956	Jakie Rudolph, S, 1952.....	1962
Henry Hair, E, 1954.....	1975	Lucius Sanford, LB, 1977.....	2015
Joe Hamilton, QB, 1999.....	2009	Billy Shaw, T, 1960*.....	1985
Leon Hardeman, HB, 1953*.....	1961	Billy Shields, T, 1974.....	1979
Harvey Hardy, G, 1943.....	1968	John Sias, E, 1968.....	1985
Judy Harlan, FB, 1921.....	1960	David Sims, HB, 1976.....	1984
Joe Harris, LB, 1974.....	2000	Scott Sisson, PK, 1992.....	2003
Bill Healy, G, 1949*.....	1956	Fletcher Sims, HB, 1937.....	1968

## COACHES

Gen. Leonard Wood, 1893-1894.....	1964
John W. Heisman, 1904-1919*.....	1964
William A. Alexander, 1920-1944*.....	1963
R.L. "Bobby" Dodd, 1945-1968*.....	1967
Bobby Ross, 1987-1991.....	2007

## SPORTS MEDICINE

H.L. "Buck" Andel, 1948-68 (trainer).....	1968
Dr. Aaron King (dentist).....	2004
Jay Shoop, 1987-89, 2002-17 (trainer).....	2019

## STUDENT MANAGERS

Hiram C. Allen III, 1951.....	1985
Ted Arno, 1948.....	1982
L. Massey Clarkson Jr., 1949.....	1979
Gas Georgetown, 1985.....	2006
Charlie Germany, 1975.....	2015
Frank Peoples, 1949.....	1979
Charles E. Reeves, 1959.....	1981

## STUDENT TRAINERS

John Van Houten, 1959.....	1979
Sam F. "Bo" Burke Jr., 1968.....	1984
Clay Farr, 1996.....	2009
Edward P. West Jr., 1972.....	1986
Charles R. LaVallee, 1968.....	1986
Tommy Roberts, 1980.....	1990

## SPORTS INFORMATION

Ned West, 1952-1976.....	1976
--------------------------	------

## HONORARY

Al Craldo, "Voice of the Ramblin' Wreck".....	1985
Wes Durham "Voice of the Yellow Jackets".....	1982

\*Member of State of Georgia Sports Hall of Fame



## GEORGIA TECH'S FIRST-ROUND NFL DRAFT PICKS

YEAR	RD	PK	NAME, POSITION	TEAM	YEAR	RD	PK	NAME, POSITION	TEAM
1945	1	4	Eddie Prokop, B	Boston Patriots	1992	1	12	Marco Coleman, OLB	Miami Dolphins
1955	1	6	Larry Morris, C	Los Angeles Rams	1998	1	12	Keith Brooking, LB	Atlanta Falcons
1963	1	10	Rufus Guthrie, G	San Angeles Rams	2007	1	2	Calvin Johnson, WR	Detroit Lions
1964	1	8	Ted Davis, LB	San Diego Chargers*	2010	1	22	Demaryius Thomas, WR	Denver Broncos
1979	1	15	Eddie Lee Ivery, RB	Green Bay Packers	2010	1	16	Derrick Morgan, DE	Tennessee Titans
1979	1	26	Kent Hill, T	Los Angeles Rams	*AFL Draft				

## EARLY ERA

1936-59

YEAR	RD	PK	NAME, POSITION	TEAM	YEAR	RD	PK	NAME, POSITION	TEAM
1937	10	92	Middleton Fitzsimmons, G	Chicago Cardinals	9	99	Dave Davis, E	Green Bay Packers	
1938	5	38	M.J. "Dutch" Konemann, B	New York Giants	13	154	Sam Hensley, E	Los Angeles Rams	
	8	70	Fletcher Sims, B	Chicago Bears	15	171	Ed Gossage, T	San Francisco 49ers	
1940	20	188	Buck Murphy, B	Washington Redskins	16	190	Roger Frey, T	Los Angeles Rams	
1943	26	243	Harvey Hardy G.	Brooklyn Dodgers	19	226	Frank Givens, T	Los Angeles Rams	
1944	17	172	Ed Ryckley, E	Chicago Bears	23	269	Leon Hardeman, HB	Baltimore Colts	
1945	1	4	Eddie Prokop, B	Boston Yanks	27	293	Pepper Rodgers, QB	Baltimore Colts	
	7	61	John Steber, G	Washington Redskins	27	317	Bill Sennett, E	Baltimore Colts	
1946	3	19	Frank Broyles, QB	Chicago Bears	1955	1	7	Larry Morris, C	Los Angeles Rams
	4	30	Paul Duke, C	New York Giants	8	91	Billy Teas, RB	Los Angeles Rams	
	12	108	W.P. McHugh, P	Philadelphia Eagles	14	160	John Lee, B	Baltimore Colts	
	14	126	George Hills, G	Green Bay Packers	21	246	Rees Phenix, T	Pittsburgh Steelers	
	16	146	Dean Gaines, T	Green Bay Packers	1956	20	234	Dickie Mattison, B	Chicago Cardinals
	27	256	Ed Holtsinger, B	Green Bay Packers	25	299	Franklin Brooks, G	Washington Redskins	
	27	258	Chuck Murdoch, E	Detroit Lions	1957	4	41	Carl Vereen, T	Green Bay Packers
	27	259	Roland Phillips, T	Washington Redskins	6	66	George Volkert, B	Pittsburgh Steelers	
	30	289	William O. (Tex) Ritter, B	Washington Redskins	12	141	Wade Mitchell, QB	Washington Redskins	
1947	6	44	Bob Davis, T	New York Giants	21	249	Sam Owen, B	Washington Redskins	
	12	100	George B. Hills, G	Green Bay Packers	26	309	Paul Rotenberry, RB	Washington Redskins	
	2	10	Bob Davis, T	Buffalo Bills [AAFC]	27	321	Ormand Anderson, T	Washington Redskins	
	3	22	Paul Duke, C	S.F. 49ers [AAFC]	1958	3	28	Stan Flowers, RB	Washington Redskins
	10	78	Frank Broyles, QB	S.F. 49ers [AAFC]	16	182	Arley Finley, T	Green Bay Packers	
	11	87	Bill Healy, G	N.Y. Yankees [AAFC]	19	222	Don Stephenson, C	Washington Redskins	
	13	100	R.J. Jordan, E	Chicago Rockets [AAFC]	30	353	Ted Smith, E	Washington Redskins	
1948	5	29	Bill Healy, G	Boston Yanks	1959	11	122	Floyd Faucette, LB	Chicago Cardinals
	16	145	Jim Still, QB	Chicago Cardinals	17	197	Jack Rudolph, B	Detroit Lions	
	18	156	George Mathews, B	New York Giants	18	206	Jim Benson, B	Philadelphia Eagles	
	28	262	J.L. Bowen, B	Pittsburgh Steelers	20	234	Toby Deese, T	San Francisco 49ers	
	20	133	Frank Ziegler, B	L.A. Dons [AAFC]					
	26	181	Jim Still, QB	L.A. Dons [AAFC]					
1949	3	29	Frank Ziegler, B	Philadelphia Eagles					
	5	42	George Brodnax, E	Detroit Lions					
	8	80	Joe E. Brown, B	Chicago Cardinals					
	25	247	Clay Matthews, T	Los Angeles Rams					
	5	36	George Brodnax, E	S.F. 49ers [AAFC]					
	15	112	L.E. Glenn, T	N.Y. Yankees [AAFC]					
	16	125	J.L. Bowen, B	Cleveland Browns [AAFC]					
1951	13	148	Dick Harvin, E	San Francisco 49ers					
	14	169	Rob McCoy, B	Los Angeles Rams					
	15	177	Bobby North, B	Philadelphia Eagles					
	27	316	Bob Bossons, C	Green Bay Packers					
1952	2	23	Ray Beck, G	New York Giants					
	3	29	Lum Snyder, T	Philadelphia Eagles					
	17	195	Darrell Crawford, B	Chicago Cardinals					
1953	2	21	George Morris, C	San Francisco 49ers					
	4	39	Buck Martin, E	Chicago Cardinals					
	5	57	Hal Miller, T	San Francisco 49ers					
	10	118	Pete Brown, G	San Francisco 49ers					
	13	146	Bobby Moorhead, B	Baltimore Colts					
	23	272	Jeff Knox, E	Philadelphia Eagles					
1954	3	34	Henry Hair, E	Los Angeles Rams					
	7	77	Glenn Turner, HB	Baltimore Colts					

## AFL/NFL ERA

1960-66

YEAR	RD	PK	NAME, POSITION	TEAM
1960	2	20	Maxie Baughan, C	Philadelphia Eagles
	6	67	Emmett Wilson, T	Philadelphia Eagles
	7	80	Taz Anderson, HB	Cleveland Browns
			Jack Rudolph, LB	Boston Patriots [AFL]
			Taz Anderson, HB	Dallas Texans [AFL]
			Toby Deese, T-G	Dallas Texans [AFL]
			Tom Roberts, T-G	Denver Broncos [AFL]
			Emmett Wilson, T	Denver Broncos [AFL]
			Floyd Faucette, HB	L.A. Chargers [AFL]
			Maxie Baughan, C	Minneapolis [AFL]
1961	2	27	Ed Nutting, T	Cleveland Browns
	9	120	Chick Graning, HB	St. Louis Cardinals
	14	184	Billy Shaw, T	Dallas Cowboys
	20	270	Al Lederle, E	Los Angeles Rams
	2		Billy Shaw, T	Buffalo Bills [AFL]
	11		Marvin Tibbets, HB	Dallas Texans [AFL]
	13		Gerald Burch, E	Oakland Raiders [AFL]
	15		Ed Nutting, T	Dallas Texans [AFL]
	18		Chick Graning, HB	Denver Broncos [AFL]
1962	17	227	Dave Steadman, T	Los Angeles Rams
	19	264	Harold Ericksen, G	Philadelphia Eagles
	23	179	Russ Foret, T	Dallas Texans [AFL]
	33	263	Al Lederle, E	Houston Oilers [AFL]

1963	1	10	Rufus Guthrie, G	Los Angeles Rams	1979	1	15	Eddie Lee Ivery, RB	Green Bay Packers
	5	57	Joe Auer, HB	Los Angeles Rams		1	26	Kent Hill, T	Los Angeles Rams
	9	122	Dave Watson, LB	Chicago Bears		5	134	Don Bessillieu, DB	Miami Dolphins
	12	162	Bob Caldwell, C	Washington Redskins		8	201	Roy Simmons, G	New York Giants
	14	190	Tom Windinger, HB	Washington Redskins		11	298	Michael Taylor, T	Houston Oilers
	18	241	Larry Stallings, LB	St. Louis Cardinals		11	299	Mike Blanton, DE	Miami Dolphins
	2	10	Rufus Guthrie, G	S.D. Chargers [AFL]		12	328	Drew Hill, WR	Los Angeles Rams
	9	68	Larry Stallings, LB	Buffalo Bills [AFL]	1980	7	174	Henry Johnson, LB	Minnesota Vikings
	11	87	Dave Watson, LB	Boston Patriots [AFL]		8	201	Al Richardson, LB	Atlanta Falcons
	15	120	Joe Auer, HB	Dallas Texans [AFL]		10	266	Tom Daniel, C	New England Patriots
1964	2	21	Billy Martin, E	Chicago Bears	1982	6	149	Mike Kelley, QB	Atlanta Falcons
	4	50	Ted Davis, LB	Baltimore Colts	1983	2	34	David Lutz, OL	Kansas City Chiefs
	6	73	Bill Lothridge, QB	Dallas Cowboys		6	146	Ellis Gardner, OL	Kansas City Chiefs
	20	279	Bill Curry, C	Green Bay Packers		11	280	Jim Bob Taylor, QB	Baltimore Colts
	1	8	Ted Davis, LB	S.D. Chargers [AFL]	1984	10	251	Ronny Cone, RB	New York Jets
	2	10	Bill Martin, E	Kansas City Chiefs [AFL]	1985	4	103	Robert Lavette, RB	Dallas Cowboys
	12	95	Bill Lothridge, QB	Oakland Raiders [AFL]		12	313	Ken Whisenhunt, TE	Atlanta Falcons
	23	183	Bill Curry, C	Oakland Raiders [AFL]	1986	3	60	Pat Swilling, OLB	New Orleans Saints
1965	2	22	Dave Simmons, LB	St. Louis Cardinals		7	178	Mark Pike, DT	Buffalo Bills
	2	26	Gerry Bussell, HB	Cleveland Browns		12	333	Mike Travis, DB	San Diego Chargers
	9	125	Tom Bleick, HB	Baltimore Colts	1987	4	100	Reginald Rutland, DB	Minnesota Vikings
	17	231	Dave Austin, E	Philadelphia Eagles		11	287	John Davis, OL	Houston Oilers
	5		Dave Simmons, LB	Buffalo Bills [AFL]		12	315	Gary Lee, WR	Detroit Lions
	9		Gerry Bussell, HB	Denver Broncos [AFL]		12	319	Tyrone Sorrells, TE	New Orleans Saints
	9		Tom Bleick, HB	Houston Oilers [AFL-R]	1988	8	202	Sammy Lilly, DB	New York Giants
	10		Dave Austin, E	New York Jets [AFL-R]	1989	5	119	Willis Crockett, LB	Dallas Cowboys
1966	12	176	Craig Baynham, E	Dallas Cowboys		11	281	Cedric Stallworth, DB	Green Bay Packers
	17	255	Jim Breland, C	San Francisco 49ers	1990	11	280	Sean Smith, DE	New England Patriots
	18	264	Bill Moorcer, C	Philadelphia Eagles	1991	7	174	Calvin Tiggie, LB	Tampa Bay Buccaneers
	9		Craig Baynham, E	Miami Dolphins [AFL-R]		10	268	Jim Lavin, G	Cincinnati Bengals
	10		Bill Moorcer, C	Buffalo Bills [AFL-R]	1992	1	12	Marco Coleman, OLB	Miami Dolphins

1967-69

YEAR	RD	PK	NAME, POSITION	TEAM
1967	13	322	Lamar Wright, G	Detroit Lions
	15	374	Sam Burke, DB	Detroit Lions
1968	7	171	Lenny Snow, RB	Minnesota Vikings
	8	217	Randall Edmunds, LB	Miami Dolphins
	11	282	Kim King, QB	Pittsburgh Steelers
1969	9	232	Larry Good, QB	Baltimore Colts
	13	321	John Stas, WR	Denver Broncos
	15	384	Joel Stevenson, TE	Cleveland Browns
	17	421	Terry Story, T	Cincinnati Bengals

## 1970-PRESENT

YEAR	RD	PK	NAME, POSITION	TEAM
1971	16	396	Steve Harkey, WR	New York Jets
1973	16	408	Mike Owen, TE	San Francisco 49ers
	17	420	Eddie McAshan, QB	New England Patriots
1975	6	136	Billy Shields, T	San Diego Chargers
	8	197	Joe Harris, LB	Chicago Bears
	14	343	Randy Rhino, DB	New Orleans Saints
	15	367	Jimmy Robinson, WR	Atlanta Falcons
1976	2	59	Steve Raible, WR	Seattle Seahawks
	11	310	Rick Gibney, DT	Baltimore Colts
	16	432	Jeff Urczyk, G	Seattle Seahawks
	17	483	Danny Myers, QB	St. Louis Cardinals
1977	7	189	David Sims, RB	Seattle Seahawks
	11	283	Tony Daykin, LB	Detroit Lions
	12	325	Leo Tierney, C	Cleveland Browns
1978	3	66	Reggie Wilkes, LB	Philadelphia Eagles
	4	89	Lucius Sanford, LB	Buffalo Bills
	6	147	Randy Pass, G-C	New York Giants

1979	1	15	Eddie Lee Ivery, RB	Green Bay Packers
	1	26	Kent Hill, T	Los Angeles Rams
	5	134	Don Bessilleue, DB	Miami Dolphins
	8	201	Roy Simmons, G	New York Giants
	11	298	Michael Taylor, T	Houston Oilers
	11	299	Mike Blanton, DE	Miami Dolphins
1980	12	328	Drew Hill, WR	Los Angeles Rams
	7	174	Henry Johnson, LB	Minnesota Vikings
	8	201	Al Richardson, LB	Atlanta Falcons
1982	10	266	Tom Daniel, C	New England Patriots
	6	149	Mike Kelley, QB	Atlanta Falcons
1983	2	34	David Lutz, OL	Kansas City Chiefs
	6	146	Ellis Gardner, OL	Kansas City Chiefs
1984	11	280	Jim Bob Taylor, QB	Baltimore Colts
	10	251	Ronny Cone, RB	New York Jets
1985	4	103	Robert Lavette, RB	Dallas Cowboys
	12	313	Ken Whisenhunt, TE	Atlanta Falcons
1986	3	60	Pat Swilling, OLB	New Orleans Saints
	7	178	Mark Pike, DT	Buffalo Bills
	12	333	Mike Travis, DB	San Diego Chargers
1987	4	100	Reginald Rutland, DB	Minnesota Vikings
	11	287	John Davis, OL	Houston Oilers
	12	315	Gary Lee, WR	Detroit Lions
	12	319	Tyrone Sorrells, TE	New Orleans Saints
1988	8	202	Sammy Lilly, DB	New York Giants
1989	5	119	Willis Crockett, LB	Dallas Cowboys
	11	281	Cedric Stalworth, DB	Green Bay Packers
1990	11	280	Sean Smith, DE	New England Patriots
1991	7	174	Calvin Tiggle, LB	Tampa Bay Buccaneers
	10	268	Jim Lavin, G	Cincinnati Bengals
	1	12	Marco Coleman, OLB	Miami Dolphins
1992	4	108	Mike Mooney, T	Houston Oilers
	7	184	Ken Swilling, SS	Tampa Bay Buccaneers
	8	221	Willie Clay, CB	Detroit Lions
	11	300	Tom Covington, TE	San Francisco 49ers
	2	36	Coleman Rudolph, DT	New York Jets
1993	5	113	Scott Sisson, K	New England Patriots
	5	148	Gary Brown, T	Pittsburgh Steelers
	5	149	Dorsey Levens, RB	Green Bay Packers
1995	5	151	Lethon Flowers, DB	Pittsburgh Steelers
	6	173	Charlie Simmons, SE	Green Bay Packers
	7	229	Jamal Cox, LB	Chicago Bears
1996	2	60	Michael Cheever, C	Jacksonville Jaguars
	3	76	Ryan Stewart, DB	Detroit Lions
1998	1	12	Keith Brooking, LB	Atlanta Falcons
	6	154	Ron Rogers, LB	Baltimore Ravens
1999	4	107	Nate Stimson, LB	Washington Redskins
	5	152	Charlie Rogers, WR	Seattle Seahawks
	7	252	Rodney Williams, P	St. Louis Rams
2000	2	58	Travares Tillman, DB	Buffalo Bills
	3	69	Dez White, WR	Chicago Bears
	7	234	Joe Hamilton, QB	Tampa Bay Buccaneers
2002	6	177	Nick Rogers, LB	Minnesota Vikings
	7	228	Chris Young, DB	Denver Broncos
2003	s-2		Tony Hollings, RB	Houston Texans
2004	2	39	Daryl Smith, LB	Jacksonville Jaguars
	3	91	Tony Hargrove, DE	St. Louis Rams
	3	93	Keyaron Fox, LB	Kansas City Chiefs
	4	115	Nat Dorsey, T	Minnesota Vikings
	7	214	Jonathan Smith, WR	Buffalo Bills
2006	3	96	Gerris Wilkinson, LB	New York Giants
	4	132	P.J. Daniels, RB	Baltimore Ravens
	5	146	Dawan Landry, S	Baltimore Ravens
2007	1	2	Calvin Johnson, WR	Detroit Lions
	4	124	Mansfield Wrotto, T	Seattle Seahawks

2008	3	93	Philip Wheeler, LB	Indianapolis Colts
	4	122	Tashard Choice, RB	Dallas Cowboys
	6	168	Durant Brooks, P	Washington Redskins
2009	3	70	Michael Johnson, DE	Cincinnati Bengals
	6	181	Andrew Gardner, OT	Miami Dolphins
	7	210	Vance Walker, DT	Atlanta Falcons
	7	234	Darryl Richard, DT	New England Patriots
2010	1	16	Derrick Morgan, DE	Tennessee Titans
	1	22	Demaryius Thomas, WR	Denver Broncos
	3	71	Morgan Burnett, S	Green Bay Packers
	6	188	Jonathan Dwyer, RB	Pittsburgh Steelers
2011	7	225	Anthony Allen, RB	Baltimore Ravens
2012	2	43	Stephen Hill, WR	New York Jets
2014	2	50	Jeremiah Attaochu, LB	San Diego Chargers
	6	206	Jemea Thomas, DB	New England Patriots
	7	223	Brandon Watts, LB	Minnesota Vikings
2015	4	131	Shaquille Mason, C	New England Patriots
	4	132	DeAndre Smelter, WR	San Francisco 49ers
	6	204	Darren Waller, WR	Baltimore Ravens
2016	2	63	Adam Gotsis, DT	Denver Broncos
	6	178	D.J. White, DB	Kansas City Chiefs
2017	7	233	Harrison Butker, PK	Carolina Panthers



**Above: Demaryius Thomas, the No. 22 overall pick in the 2010 NFL Draft, appeared in two Super Bowls as a member of the Denver Broncos, including their 24-10 win over Carolina in Super Bowl 50.**

**Right: Shaq Mason (left) has appeared in three-straight Super Bowls as a member of the New England Patriots, including wins in SB LI and LIII (the latter coming at Atlanta's Mercedes-Benz Stadium). He is pictured with former Yellow Jacket James Lipfert, who was a Patriots scout for nine years (2009-18) before being hired as the Houston Texans' director of college scouting in 2018.**

## YELLOW JACKETS IN THE SUPER BOWL

PLAYER	TEAM	SUPER BOWL	YEAR
Anthony Allen	Baltimore Ravens	XLVII	2013
Don Bessillieu	Los Angeles Raiders	XVIII	1984
Keith Brooking	Atlanta Falcons	XXXIII	1999
Gary Brown	Green Bay Packers	XXXI	1997
Morgan Burnett	Green Bay Packers	XLV	2011
James Butler	New York Giants	XLII	2008
Delaunta Cameron	Tennessee Titans	XXXIV	2000
Willie Clay	New England Patriots	XXXI	1997
Bill Curry	Green Bay Packers	I	1967
	Baltimore Colts	III	1969
	Baltimore Colts	V	1971
John Davis	Buffalo Bills	XXV	1991
	Buffalo Bills	XXVIII	1994
Lethon Flowers	Pittsburgh Steelers	XXX	1996
Keyaron Fox	Pittsburgh Steelers	XLIII	2009
Gary Guyton	New England Patriots	XLVI	2012
Joe Hamilton	Tampa Bay Buccaneers	XXXVIII	2003
Tony Hargrove	New Orleans Saints	XLIV	2010
Joe Harris	Los Angeles Rams	XIV	1980
Drew Hill	Los Angeles Rams	XIV	1980
Kent Hill	Los Angeles Rams	XIV	1980
Dorsey Levens	Green Bay Packers	XXXI	1997
	Green Bay Packers	XXXII	1998
	Philadelphia Eagles	XXXIX	2005
Billy Lothridge	Miami Dolphins	VII	1973
Shaq Mason	New England Patriots	LI	2017
	New England Patriots	LII	2018
	New England Patriot	LIII	2019
Michael Matthews	New York Giants	XLII	2008
Curtis McGee	St. Louis Rams	XXXIV	2000
Craig Page	Tennessee Titans	XXXIV	2000
Mark Pike	Buffalo Bills	XXV	1991
	Buffalo Bills	XXXVIII	1994
Chris Reis	New Orleans Saints	XLIV	2010
Darryl Richard	New England Patriots	XLVI	2012
Billy Shields	San Francisco 49ers	XIX	1985
Roy Simmons	Washington Redskins	XVIII	1984
Vernon Strickland	New York Giants	XXXV	2001
Demaryius Thomas	Denver Broncos	XLVIII	2014
	Denver Broncos	50	2016
Travares Tillman	Carolina Panthers	XXXVIII	2004
Vance Walker	Denver Broncos	50	2016
Philip Wheeler	Indianapolis Colts	XLIV	2010
	Atlanta Falcons	LI	2017
Ken Whisenhunt*	Arizona Cardinals	XLIII	2009
Reggie Wilkes	Philadelphia Eagles	XV	1981
Gerris Wilkinson	New York Giants	XLII	2008
Louis Young	Carolina Panthers	50	2016

\* head coach





## ALL-TIME NFL ROSTER

## A

**Anthony Allen, RB**

Baltimore Ravens (2011-12)  
Buffalo Bills (2013)

**Kyle Ambrose, DT**

Denver Broncos (1987)

**Taz Anderson, SE**

St. Louis Cardinals (1961-64)  
Atlanta Falcons (1966-67)

**Jeremiah Attaochu, LB**

San Diego/L.A. Chargers (2014-17)  
San Francisco 49ers (2018)  
New York Jets (2018)

**Joe Auer, RB**

Buffalo Bills (1964-65)  
Miami Dolphins (1966-67)  
Atlanta Falcons (1968)

## B

**Thomas Balkcom, DB**

Miami Dolphins (1991)

**T.J. Barnes, DT**

New York Jets (2013-15)  
Buffalo Bills (2015-16)  
Kansas City Chiefs (2016-17)

**Maxie Baughan, LB**

Philadelphia Eagles (1960-65)  
Los Angeles Rams (1966-70)  
Washington Redskins (1971-74)

**Craig Baynham, RB**

Dallas Cowboys (1967-69)  
Chicago Bears (1970)  
St. Louis Cardinals (1972)

**Grant Baynham, TE**

St. Louis Rams (1997)  
Minnesota Vikings (1997)

**Scott Beavers, G**

Denver Broncos (1990-91)  
Kansas City Chiefs (1992)

**William Bell, RB**

Washington Redskins (1994-96)

**Ray Beck, G**

New York Giants (1952, 1955-57)

**Jason Bender, P**

Miami Dolphins (1995)

**Don Bessillieu, DB**

Miami Dolphins (1979-81)  
St. Louis Cardinals (1982)  
Los Angeles Raiders (1983, 1985)

**Damarius Bilbo, WR**

Arizona Cardinals (2006)  
Dallas Cowboys (2006)

**Peter Blazek, T**

Seattle Seahawks (1985)

**Tom Bleick, S**

Baltimore Colts (1966)  
Atlanta Falcons (1967)

**Jason Bostic, CB**

Philadelphia Eagles (1999-01)  
Buffalo Bills (2002-03)

**Brian Bravy, G**

New Orleans Saints (1995)

**John Brewer, HB**

Dayton Triangles (1929)

**Keith Brooking, LB**

Atlanta Falcons (1998-2008)  
Dallas Cowboys (2009-11)  
Denver Broncos (2012)

**Durant Brooks, P**

Washington Redskins (2008)  
Green Bay Packers (2009)

**Chris Brown, T**

Carolina Panthers (2001)  
Chicago Bears (2001-02)

**Gary Brown, G**

Pittsburgh Steelers (1994)  
Green Bay Packers (1994-96)

**Karl Brown, DB**

Denver Broncos (1990)

**Pete Brown, C/LB/P**

San Francisco 49ers (1953-54)

**Gerald Burch, E**

Oakland Raiders (1961)

**Willie Burks, DT**

Detroit Lions (1990)

**Morgan Burnett, S**

Green Bay Packers (2010-17)  
Pittsburgh Steelers (2018)

**Joe Burns, RB**

Buffalo Bills (2002-06)

**Gerry Bussell, DB**

Denver Broncos (1965)

**Harrison Butker, PK**

Carolina Panthers (2017)  
Kansas City Chiefs (2017-18)

**James Butler, S**

New York Giants (2005-08)  
St. Louis Rams (2009-11)

**Mario Butler, DB**

Dallas Cowboys (2010-11)  
Denver Broncos (2012)  
Buffalo Bills (2013-16)

## C

**DeLaunta Cameron, LB**

Tennessee Titans (1999)  
Detroit Lions (2000)

**Kelly Campbell, WR**

Minnesota Vikings (2002-05)  
Miami Dolphins (2006)  
Tampa Bay Buccaneers (2009)

**Jon Carman, T**

Buffalo Bills (2000-02)  
Minnesota Vikings (2002-03)

**Ken Celaj, G**

Miami Dolphins (1998)

**Michael Cheever, C**

Jacksonville Jaguars (1996-98)

**Tashard Choice, RB**

Dallas Cowboys (2008-11)  
Buffalo Bills (2011-13)

**Jamara Clark, CB**

Atlanta Falcons (2001)

**Willie Clay, CB**

Detroit Lions (1992-95)  
New England Patriots (1996-98)  
New Orleans Saints (1999)

**Felipe Claybrooks, DE**

Arizona Cardinals (2001)  
Cleveland Browns (2001-04)

**Jimmy Clements, LB**

Chicago Bears (1997)

**Fred Coger, OLB**

Dallas Cowboys (1995)

**Marco Coleman, DE**

Miami Dolphins (1992-95)  
San Diego Chargers (1996-98)  
Washington Redskins (1999-01)  
Jacksonville Jaguars (2002)  
Philadelphia Eagles (2003)  
Denver Broncos (2004-05)

**Kevin Cone, WR**

Atlanta Falcons (2011-13)  
Miami Dolphins (2014)  
Cleveland Browns (2015)

**Ronny Cone, RB**

New York Jets (1984-85)

**George Cooper, TE**

Atlanta Falcons (2007-08)

**Tom Covington, TE**

San Francisco 49ers (1992-93)

**Jamal Cox, ILB**

Chicago Bears (1995)  
Carolina Panthers (1995)  
Jacksonville Jaguars (1995)

**Jonathan Cox, CB**

San Diego Chargers (2004)

**Michael Cox, FB**

Kansas City Chiefs (2008-11)  
Atlanta Falcons (2012)

**Willis Crockett, LB**

Dallas Cowboys (1989-91)

**Bill Curry, C**

Green Bay Packers (1965-66)  
Baltimore Colts (1967-72)  
Houston Oilers (1973)  
Los Angeles Rams (1974)

**Nate Curry, WR**

Kansas City Chiefs (2005-06)

## D

**Tom Daniel, C**

New England Patriots (1979)

**P.J. Daniels, RB**

Baltimore Ravens (2006-09)

**Bobby Davis, T**

Boston Patriots (1948)

**Dennis Davis, CB**

Oakland Raiders (2006)  
New York Giants (2006)  
Seattle Seahawks (2007)

**John Davis, G**

Houston Oilers (1987-88)  
Buffalo Bills (1989-94)

**Lamar Davis, E**

Baltimore Colts (1974)

**P.J. Davis, LB**

Jacksonville Jaguars (2017)

**Ted Davis, LB**

Baltimore Colts (1964-66)  
New Orleans Saints (1967-69)  
Miami Dolphins (1970)

**Tony Daykin, LB**

Detroit Lions (1977-78)  
Atlanta Falcons (1979-82)

**Emmanuel Dieke, DE**

Miami Dolphins (2014-15)

**Jimmy Dixon, FB**

Tennessee Titans (2005)  
Green Bay Packers (2006)  
Seattle Seahawks (2006)

**Nat Dorsey, T**

Minnesota Vikings (2004)  
Cleveland Browns (2005-08)

**Paul Duke, C**

New York Yankees (1947)

**Jason Dukes, T**

Jacksonville Jaguars (1996)

**Chris Dunlap, WR**

New England Patriots (2007)

**Step Durham, CB**

Kansas City Chiefs (2018)

**Jonathan Dwyer, RB**

Pittsburgh Steelers (2010-13)  
Arizona Cardinals (2014)

## E

**Andrew Economos, LS**

Jacksonville Jaguars (2005-06)  
Tampa Bay Buccaneers (2007-12)

**Randall Edmunds, LB**

Miami Dolphins (1968-69)  
New England Patriots (1971)  
Baltimore Colts (1972)

## F

**Floyd Faucette, HB**

San Diego Chargers (1960)

**Nick Ferguson, CB**

Cincinnati Bengals (1996)  
Chicago Bears (1999)  
Buffalo Bills (2000)  
New York Jets (2000-01)  
Denver Broncos (2002-07)  
Houston Texans (2008-09)

**Lethon Flowers, DB**

Pittsburgh Steelers (1995-2002)  
Denver Broncos (2003)



### Elliott Fortune, DE

Cleveland Browns (1995)  
Baltimore Ravens (1996-97)

### John Paul Foschi, TE

New York Jets (2004)  
Denver Broncos (2004)  
Minnesota Vikings (2004)  
Oakland Raiders (2004-06)  
Cincinnati Bengals (2009)

### Keyaron Fox (LB)

Kansas City Chiefs (2004-07)  
Pittsburgh Steelers (2008-10)  
Houston Texans (2012)

### Dave Frakes, K

Washington Redskins (1998)

### KeShun Freeman, DE

New Orleans Saints (2018)

### Russell Freeman, T

Denver Broncos (1992-94)  
Oakland Raiders (1995)

### Bill Fulcher, LB

Washington Redskins (1956-58)

## G

### Patrick Gamble, DL

New York Jets (2017)

### Andrew Gardner, OT

Miami Dolphins (2009)  
Minnesota Vikings (2010)  
Houston Texans (2011-13)  
Philadelphia Eagles (2014-16)

### Ellis Gardner, T/G

Kansas City Chiefs (1983)  
Houston Oilers (1984)  
Indianapolis Colts (1985)

### Darrell Gast, QB

Philadelphia Eagles (1988)

### Bill Gavier, HB

Hammond Pros (1922, 1925)  
Rock Island Independents (1923)  
Racine Legion (1924)  
Louisville Colonels (1926)

### Walt Godwin, G

Staten Island Stapletons (1929)

### Adam Gotsis, DT

Denver Broncos (2016-18)

### Chick Graning, HB

St. Louis Cardinals (1962)  
Boston Patriots (1963)

### Jerome Green, RB

Boston Patriots (1960)

### Sean Gregory, RB

Baltimore Ravens (2002)

### Corey Griffin, S

San Francisco 49ers (2018)

### Rufus Guthrie, G

San Diego Chargers (1963)

### Joe Guyon, HB

Canton Bulldogs (1919-20)  
Washington Senators (1921)  
Union Quakers of Philadelphia (1921)  
Cleveland Indians (1921)  
Oorang Indians (1922-23)  
Rock Island Independents (1924)  
Kansas City Cowboys (1925)  
New York Giants (1927)

### Gary Guyton, LB

New England Patriots (2008-11)  
San Diego Chargers (2012)

### Derek Gwinn, G

Kansas City Chiefs (1984-85)

## H

### KaMichael Hall, LB

Indianapolis Colts (2007)

### Joe Hamilton, QB

Tampa Bay Buccaneers (2000-02)  
Indianapolis Colts (2004)

### Steve Harkey, RB

New York Jets (1971-72)

### Anthony Hargrove, DE

St. Louis Rams (2004-06)  
Buffalo Bills (2006-08)  
New Orleans Saints (2009-11)

### Joe Harris, LB

Washington Redskins (1977)  
San Francisco 49ers (1978)  
Minnesota Vikings (1979)  
Los Angeles Rams (1979-81)  
Baltimore Colts (1982)

### Anthony Harrison, DB

Green Bay Packers (1987)

### John Helms, E

Detroit Lions (1946)

### Will Heller, TE

Tampa Bay Buccaneers (2003-05)  
Seattle Seahawks (2006-08)  
Detroit Lions (2009-12)

### Eric Henderson, DE

Cincinnati Bengals (2006-08)

### David Hendrix, SS

San Diego Chargers (1995-97)

### Urban Henry, DT

Los Angeles Rams (1961)  
Green Bay Packers (1963)  
Pittsburgh Steelers (1964)

### Don Hickson, OLB

Cleveland Browns (1995)

### Drew Hill, WR

Los Angeles Rams (1979-85)  
Houston Oilers (1986-91)  
Atlanta Falcons (1992-93)

### Kent Hill, T

Los Angeles Rams (1979-86)  
Houston Oilers (1987-88)

### Stephen Hill, WR

New York Jets (2012-14)  
Carolina Panthers (2014-15)

### Tony Hollings, RB

Houston Texans (2003-05)  
Chicago Bears (2006)

### Reuben Houston, CB

Tampa Bay Buccaneers (2006)

### Cord Howard, OL

Buffalo Bills (2010-11)

### Ken Howell, G

Philadelphia Eagles (1983)

### Ralph Hughes, DE

Tampa Bay Buccaneers (1998)

## I

### John Ivemeyer, T

Kansas City Chiefs (1986)

### Eddie Lee Ivery, RB

Green Bay Packers (1979-89)

## J

### Darryl Jenkins, T

San Diego Chargers (1991-92)

### Ricky Jeune, WR

Los Angeles Rams (2018)

### Calvin Johnson, WR

Detroit Lions (2007-15)

### Henry Johnson, LB

Minnesota Vikings (1980-83)

### Isaiah Johnson, S

Detroit Lions (2015-16)  
Los Angeles Rams (2016-18)

### Michael Johnson, DE

Cincinnati Bengals (2009-13; 2015-18)  
Tampa Bay Buccaneers (2014)

### Tom Johnson, LB

San Diego Chargers (1994)

### Shawn Jones, QB

Minnesota Vikings (1993)

### Paul Jurgensen, DE

New Orleans Saints (1988)

## K

### Francis Kallon, DL

Pittsburgh Steelers (2017)

### Mike Kelley, QB

Atlanta Falcons (1982)

### Tony Kepano, G

Washington Redskins (1985)  
New York Jets (1986)

## L

### Dawan Landry, S

Baltimore Ravens (2006-10)  
Jacksonville Jaguars (2011-12)  
New York Jets (2013-14)

### Zach Laskey, FB

St. Louis/Los Angeles Rams (2015-18)

### Robert Lavette, RB

Dallas Cowboys (1985-87)  
Atlanta Falcons (1988)

### Jim Lavin, G

Cincinnati Bengals (1991)  
San Diego Chargers (1993)

### Gary Lee, WR

Detroit Lions (1987-89)

### Ivery Lee, NG

Houston Oilers (1988)

### Greg Lester, FL

Denver Broncos (1992)

### Dorsey Levens, RB

Green Bay Packers (1994-2001)  
Philadelphia Eagles (2002; 2004)  
New York Giants (2003)

### Sammy Lilly, CB

New York Giants (1988)  
Philadelphia Eagles (1989-90)  
Los Angeles Rams (1990-92)  
Tampa Bay Buccaneers (1992)

### Billy Lothridge, P

Dallas Cowboys (1964)  
Los Angeles Rams (1965)  
Atlanta Falcons (1966-71)  
Miami Dolphins (1972)

### Roy Lumpkin, B

Portsmouth (1930-33)  
Detroit Lions (1934)  
Brooklyn (1935-37)

### David Lutz, T

Kansas City Chiefs (1983-92)  
Detroit Lions (1993-95)

## M

### Ralph Malone, LB

Cleveland Browns (1986-88)  
Miami Dolphins (1989)

### Alfred Malone, DE

Houston Texans (2005-07)

### Luke Manget, K

New Orleans Saints (2003)

### Tyler Marcordes, LB

San Diego Chargers (2016)

### Billy Martin, E

Chicago Bears (1964-65)  
Atlanta Falcons (1966-67)  
Minnesota Vikings (1968)

### Shaq Mason, OL

New England Patriots (2015-18)

### Jeff Mathis, DT

Phoenix Cardinals (1990)

### Clay Matthews, DE

San Francisco 49ers (1950, 53-55)

### Michael Matthews, TE

New York Giants (2007-08)  
New England Patriots (2009)

### Jerry Mays, RB

San Diego Chargers (1990)

### Felton McConnell, G

Buffalo (1927)

### Curtis McGee, T

New England Patriots (1997)  
Pittsburgh Steelers (1998)  
St. Louis Rams (1999)

**Jason McGill, WR**

Miami Dolphins (1993)  
Green Bay Packers (1993)  
Philadelphia Eagles (1994)

**Pat McHugh, B**

Philadelphia Eagles (1947-51)

**Emmett Merchant, SE**

Philadelphia Eagles (1992)

**Harvey Middleton, WR**

Philadelphia Eagles (1998-99)

**Jermaine Miles, DE**

New England Patriots (1997)  
New Orleans Saints (2001-02)

**Hal Miller, OT**

San Francisco 49ers (1953)

**Veryl Miller, C**

Washington Redskins (1991)

**Chris Milton, DB**

Indianapolis Colts (2016-18)

**Warner Mizell, HB**

Brooklyn (1931)  
Frankford (1931)

**Mike Mooney, T**

Houston Oilers (1992)  
San Diego Chargers (1992-93)

**Derrick Morgan, DE**

Tennessee Titans (2010-18)

**Pat Moriarty, RB**

Cleveland Browns (1979)

**George Morris, C/LB**

San Francisco 49ers (1956)

**Larry Morris, LB**

Los Angeles Rams (1955-57)  
Chicago Bears (1959-65)  
Atlanta Falcons (1966)

**Fred Murphy, E**

Cleveland Browns (1960)  
Minnesota Vikings (1961)

**Najee Mustafaa, CB****(Reginald Rutland)**

Minnesota Vikings (1987-92)  
Cleveland Browns (1993-94)  
Oakland Raiders (1995)

**Danny Myers, QB**

St. Louis Cardinals (1976)

**N****Quayshawn Nealy, LB**

Seattle Seahawks (2015)  
Arizona Cardinals (2016)

**Joshua Nesbitt, QB**

Buffalo Bills (2011)

**Ed Nutting, DT**

Cleveland Browns (1961)  
Dallas Cowboys (1963)

**P****Craig Page, C**

Tennessee Titans (1999-00)  
Dallas Cowboys (2000-01)  
Atlanta Falcons (2001-02)

**Ken Parker, DT**

Seattle Seahawks (1986)

**Bill Paschal, HB**

New York Giants (1943-47)  
Boston Patriots (1947-48)

**Randy Pass, LB**

Green Bay Packers (1978)

**Don Patterson, DB**

Detroit Lions (1979)  
New York Giants (1980)

**Nathan Perryman, CB**

Arizona Cardinals (1997)

**Mark Pike, DE**

Buffalo Bills (1986-98)

**Cleve Pounds, DB**

New York Giants (1986)

**Eddie Prokop, HB**

New York Yankees (1946-47, '49)  
Chicago Rockets (1948)

**R****Steve Raible, WR**

Seattle Seahawks (1976-81)

**Hugh Reilly, C**

Tennessee Titans (2004)

**Chris Reis, S**

Atlanta Falcons (2006)  
New Orleans Saints (2007-11)

**Randy Rhino, DB**

New Orleans Saints (1975)

**Darryl Richard, DT**

New England Patriots (2009-11)

**Al Richardson, LB**

Atlanta Falcons (1980-86)

**Jimmy Robinson, WR**

Atlanta Falcons (1975)  
New York Giants (1976-79)  
San Francisco 49ers (1980)  
Denver Broncos (1981)

**Leon Robinson, T**

Tampa Bay Buccaneers (2005)

**Charlie Rogers, WR**

Seattle Seahawks (1999-2001)  
Buffalo Bills (2002)  
Miami Dolphins (2003)

**Nick Rogers, LB**

Minnesota Vikings (2002-04)  
Green Bay Packers (2004)  
Indianapolis Colts (2004)  
Miami Dolphins (2005)

**Ron Rogers, LB**

Baltimore Ravens (1998)  
Indianapolis Colts (1998-99)

**Ted Roof, LB**

Tampa Bay Buccaneers (1986)

**Coleman Rudolph, DT**

New York Jets (1993-94)  
New York Giants (1994-96)

**Jack Rudolph, LB**

Boston Patriots (1960-65)  
Miami Dolphins (1966)

**S****Lucius Sanford, LB**

Buffalo Bills (1978-86)  
Cleveland Browns (1987)

**Al Santone, G**

Hartford Blues (1926)

**Stefen Scotton, RB**

Miami Dolphins (1991)

**Billy Shaw, G**

Buffalo Bills (1961-69)

**Derrick Shepard, DT**

Miami Dolphins (1998)

**Billy Shields, T**

San Diego Chargers (1975-83)  
San Francisco 49ers (1984)  
New York Jets (1985)  
Kansas City Chiefs (1985)

**Antonio Simmons, DE**

Denver Broncos (2018)

**Charlie Simmons, WR**

Green Bay Packers (1995)

**Dave Simmons, LB**

St. Louis Cardinals (1965-66)  
New Orleans Saints (1967)  
Dallas Cowboys (1968)

**Roy Simmons, G**

New York Giants (1979-81)  
Washington Redskins (1981-83)

**David Sims, RB**

Seattle Seahawks (1977-79)

**Scott Sisson, K**

New England Patriots (1993-94) Jacksonville Jaguars (1995)  
Minnesota Vikings (1996)

**Patrick Skov, RB**

Cleveland Browns (2016)

**DeAndre Smelter, WR**

San Francisco 49ers (2015-17)  
Jacksonville Jaguars (2018)

**Daryl Smith, LB**

Jacksonville Jaguars, (2004-12) Baltimore Ravens, (2013-15)  
Tampa Bay Buccaneers (2016)

**Eugene Smith, G**

Chicago Bears (1960)

**Jonathan Smith, WR**

Buffalo Bills (2004-06)  
New England Patriots (2006)

**Orwin Smith, RB**

Green Bay Packers (2013)

**Sean Smith, T**

New England Patriots (1990-91)  
Atlanta Falcons (1992)

**Lum Snyder, T**

Philadelphia Eagles (1952-55, 1958)

**Tyrone Sorrells, T**

New Orleans Saints (1987)  
Cleveland Browns (1988-89)

**Ken Southerland, T**

Miami Dolphins (1985)

**Larry Stallings, LB**

St. Louis Cardinals (1963-76)

**Cedric Stallworth, DB**

Green Bay Packers (1989)

**Derrick Steagall, WR**

Miami Dolphins (1998-99)

**John Steber, G**

Washington Redskins (1946-50)

**Rod Stephens, LB**

Seattle Seahawks (1989-94)  
Washington Redskins (1995-96)

**Joel Stevenson, TE**

Cleveland Browns (1969)

**Ryan Stewart, FS**

Detroit Lions (1996-2001)

**Jim Still, QB/DB**

Buffalo Bills (1948-49)

**Nate Stimson, LB**

Indianapolis Colts (1999-2000)

**Vernon Strickland, LB**

San Francisco 49ers (1998-99)  
New York Giants (2000-01)

**Rick Strom, QB**

Pittsburgh Steelers (1988-93)  
Buffalo Bills (1994-95)  
Detroit Lions (1996)

**Rod Sweeting, DB**

New Orleans Saints (2013-14)  
Buffalo Bills (2015)

**Ken Swilling, SS**

Tampa Bay Buccaneers (1992)  
Cleveland Browns (1992-93)  
Arizona Cardinals (1994)

**Pat Swilling, LB**

New Orleans Saints (1986-92)  
Detroit Lions (1993-94)  
Oakland Raiders (1995-96, 1998)

**T****Gavin Tarquinio, LS**

Atlanta Falcons (2006)

**Jim Bob Taylor, QB**

Baltimore Colts (1983)

**Michael Taylor, T**

Houston Oilers (1979)  
New York Giants (1980)

**Tom Taylor, C**

Miami Dolphins (1985-86)

**Demaryius Thomas, WR**

Denver Broncos (2010-18)

**Jemea Thomas, DB**

Dallas Cowboys (2014)  
Tennessee Titans (2015)

**Justin Thomas, DB/WR**

New Orleans Saints (2017-18)

**Levon Thomas, WR**

Indianapolis Colts (2005)  
New Orleans Saints (2005-06)

**Stumpy Thomason, B**

Brooklyn Dodgers (1930-35)



Philadelphia Eagles (1935-36)

**Andy Tidwell-Neal, C**

New York Giants (2005)

**Leo Tierney, C**

Cleveland Browns (1978)

New York Giants (1978)

**Calvin Tiggie, LB**

Tampa Bay Buccaneers (1991-93)

**Travares Tillman, DB**

Buffalo Bills (2000-02)

Houston Texans (2003)

Carolina Panthers (2003-04)

Miami Dolphins (2005-08)

**Mike Travis, DB**

San Diego Chargers (1986)

**U****Jeff Urcyk, G**

Seattle Seahawks (1976)

**Ben Utt, G**

Baltimore/Indianapolis Colts (1982-89)

**V****Carl Vereen, T**

Green Bay Packers (1957)

**W****Vance Walker, DT**

Atlanta Falcons (2009-12)

Oakland Raiders (2013)

Kansas City Chiefs (2014)

Denver Broncos (2015-16)

**Kyle Wallace, T**

New York Giants (2005)

**Darren Waller, WR**

Baltimore Ravens (2015-18)

Oakland Raiders (2018)

**Dean Waters, C**

Kansas City Chiefs (1984)

**Gordon Watkins, T**

Minneapolis Red Jackets (1930)

Frankford Yellow Jackets (1930)

Brooklyn Dodgers (1931)

**Kerry Watkins, WR**

Detroit Lions (2003)

**Dave Watson, G**

Boston Patriots (1963-64)

**Brandon Watts, LB**

Minnesota Vikings (2014-16)

Miami Dolphins (2017)

**Philip Wheeler, LB**

Indianapolis Colts (2008-10)

Oakland Raiders (2012)

Miami Dolphins (2013-14)

San Francisco 49ers (2015)

Atlanta Falcons (2015-16)

Arizona Cardinals (2017)

**Ken Whisenhunt, TE**

Atlanta Falcons (1985-88)

Washington Redskins (1989-91)

New York Jets (1991-93)

**Dez White, WR**

Chicago Bears (2000-03)

Atlanta Falcons (2004-05)

**D.J. White, CB**

Kansas City Chiefs (2016-17)

Indianapolis Colts (2017-18)

**Rodney Wilkerson, ILB**

Miami Dolphins (1995)

**Reggie Wilkes, LB**

Philadelphia Eagles (1978-85)

Atlanta Falcons (1986-89)

**Gary Wilkins, TE**

Dallas Cowboys (1985)

Buffalo Bills (1986-87)

Atlanta Falcons (1988-91)

Washington Redskins (1992)

**Gerris Wilkinson, LB**

New York Giants (2006-10)

**C.J. Williams, RB**

Arizona Cardinals (1997)

**Clyde Williams, T**

Philadelphia Eagles (1935)

**Darius Williams, TE**

New York Giants (2005)

St. Louis Rams (2005)

Detroit Lions (2006)

**Ike Williams, HB**

Staten Island Stapletons (1929)

**Jerrelle Williams, ILB**

San Diego Chargers (1992)

**Rodney Williams, P**

St. Louis Rams (1999)

Washington Redskins (2000)

New York Giants (2001-02)

Seattle Seahawks (2003)

Kansas City Chiefs (2004)

**Ed Wilton, E**

Pottsville Maroons (1926)

**Recardo Wimbush, LB**

Atlanta Falcons (2003)

**Daryl Wise, SE**

Miami Dolphins (1987)

**Mansfield Wrotto, T**

Seattle Seahawks (2007-09)

Buffalo Bills (2010)

**Doug Wycoff, QB**

New York Giants (1927, 1931)

Staten Island Stapletons (1929-30, 1932)

Boston Yanks (1934)

**Y****Chris Young, DB**

Denver Broncos (2002-06)

**Lou Young, CB**

Carolina Panthers (2015-16)

Washington Redskins (2017)

Arizona Cardinals (2018)

**Joe Anoai (2003-06)****A**


Adams, B.R. ....	1918
<b>Adams, Brandon</b> .....	2016-17-18
Adams, H.H. ....	1937
Adams, J.Q. ....	1932
Adams, John D. ....	1966-67-68
Aderhold, Robert .....	1938-39-40
Akins, Marion .....	1950
Albanese, Brian .....	2000
Albright, J.G. ....	1923
Aldredge, Steven Scott .....	1989-90
Alexander, J.C. ....	1913-14-15-16
Alexander, William A. ....	1911-12
Alexander, Victor .....	2015-16-17-18
Alford, Catlin .....	2011-12
Alford, Chase .....	2013-14-15-16
Alford, Corey .....	2012-13
Allen, Anthony .....	2009-10
Allen, David B. ....	1979-80-81
Allen, Ermal K. ....	1964-65
Allen, H.T. ....	1918
Allen, Marcus .....	2015-16
Allen, Proctor M. ....	1971-72
Allen, Rudolph C. ....	1974-75
Allen, T.R. ....	1938
Allen, William C. ....	1990
Allen, Zach .....	2013-15
Allison, Robert B. ....	1979-81
Allvine, Douglas W. ....	1989
Almond, Stephen E. ....	1965-67
Ambrose, Kyle .....	1984-85-86
Amis, T.B. ....	1919-20-21
Anderson, Ben .....	2007-08-09-10
Anderson, Chandler .....	2008-09-10-11
Anderson, J.C. ....	1947-48-49
Anderson, Jim .....	1982-83-84-85
Anderson, L.F. ....	1937-38
Anderson, Mark H. ....	1974
Anderson, Niko .....	2016
Anderson, Ormand G. ....	1954-55-56
Anderson, R.E. ....	1938
Anderson, T.G. ....	1940-41-42
Anderson Jr., Edwin B. ....	1968
Anderson Jr., T.L. ....	1957-59-60(c)
Andrews, Dennis .....	2013-14
Andrews, Robert Boyd .....	1991-92-93-94
Andrzejewski, Alan Conrad .....	1998-99

Angle, Tom .....	1925-26
Anoai, Leati Joseph .....	2003-04-05-06(c)
Anyalbe, Eris .....	2005-06-07-08
Anyansi, Tabugbo .....	2001-02-03-04
Appleby, H.H. ....	1935-36-37
Armentrout .....	1922
Arndt, Benjamin F. ....	2004-05
Arnett, James E. ....	1972
Arthur, H.B. ....	1939-40
Ashley, Mitch .....	1980
Ashmon, Shannon .....	1999-00
Ashmore, Frederick M. ....	1965-66-67
<b>Askew, Jaytlin</b> .....	2017-18
Askew, Leon C. ....	1955-56-57
Atkinson, J.E. ....	1943
Aton, B.B. ....	1945
Attaochu, Jeremiah .....	2010-11-12-13(c)
Auer, Joseph .....	1961-62-63
Austin, David F. ....	1963-64
Austin, Lance .....	2014-15-16-17
Austin, Lawrence .....	2014-15-16-17(c)
Austin, Michael B. ....	1952
Autry, Anthony .....	2012
Ayres, Asher .....	1908


**Jeremiah Attaochu (2010-13)****B**

Bagwell, Gary D. ....	1955
Bailey, Morgan .....	2012
Baker, Jeffrey L. ....	1971
Balkcom, Thomas T. ....	1988-89-90
Ball, Reggie L. ....	2003-04-05-06(c)
Ballard, Thomas R. ....	1962-63-64
Balogun, Kamal .....	1995-96
Banks, William O. ....	1951-52
Barber, David C. ....	1965-66-67(c)
Barber, Henry J. ....	1962-63
Barkley, Bobbie L. ....	1978
Barnes, Anthony .....	2007-08-09-10
Barnes, Karl W. ....	1972
Barnes, T.J. ....	2009-10-11-12
Barnwell .....	1915
Barr, Robert H. ....	1970-71
Barrett, Tyler .....	2007-08
Barrick, Austin .....	2007-08-09-10
Barron, Carter .....	1924-25-26
Barron, David (D.I.) .....	1918-19-20-21-22(c)
Barron, G.W. ....	1945
Barron, L.F. ....	1930-31-32

Barron, Scott .....	1988-89
Barron, Tommy K. ....	1979-80-81-82
Bartlett, J.S. ....	1938-39
Barton, Bennett .....	2014-15-17
Basquin, Brett C. ....	1998-99-00
Bates, C.R. ....	1940
Battle, John M. ....	1963-64-65(c)
Battle, Erron Kevin .....	1989-90-91-92(c)
Baughan, Maxie .....	1957-58-59(c)
Baum, Phillip .....	1955-58
Baxter, Bryan K. ....	1990-91-92-93
Baynham, Grant A. ....	1993-94-95-96
Baynham, Gordon C. ....	1964-65-66
Bazemore, Curtis W. ....	1974-75
Beall, F.R. ....	1942-43-46
Beard, P.E. ....	1913-14-15
Beard, R.A. ....	1934-36
Beard, W.R. ....	1939
Bearden, Charles E. ....	1985-86-87-88(c)
Beasley, James E. ....	1958-59
Beavers, David S. ....	1969-70-71
Beavers, Scott T. ....	1986-87-88-89
Beavin, Thomas D. ....	1969-70-71
Beck, Ray M. ....	1949-50-51
Beck, Thomas M. ....	1971-72
Bedford, Sean .....	2007-08-09-10
Beers, R.E. ....	1938-39-40
Belcher, Kyle P. ....	2004
Bell, David .....	1984-85-86
Bell, J.R. ....	1943
Bell, John L. ....	1966
Bell, R.S. ....	1915-16-17
Bell, Travis A. ....	2004-05-06-07
Bell, William .....	1989-90-92-93
Bellamy, Eric J. ....	1989-90
Bender, Jason B. ....	1991-92-93-94(c)
Bennett, John C. ....	2000-01
Bennett, Milford H. ....	1951-52
Bennett, Richard D. ....	1978
Bennett, Taylor J. ....	2005-06-07
Beno, Ray .....	2010-11-12-13
Benson, James E. ....	1957
Benson, KirVonte .....	2016-17
Bentley, Clarence F. ....	1961
Besirevic, Salih .....	2002-04-05
Bessillieu, Donald A. ....	1975-76-77-78
Bethea, L.A. ....	1947-48-49-50
Bettress, Fred D. ....	1973

**David "Red" Barron (1918-22)**

Bevier, Scott H. ....	1972-73-74
Biddle, William M. ....	1960-61
Bilbo, Damarious O. ....	2002-03-04-05
Billingslea, Eric E. ....	1991-92-93-94
Bills, J.T. ....	1946-47
Billy, Omar ....	2002-03-04-05
Black, D.C. ....	1911
Blackwell, Ceylon B. ....	1965
Blackwood, Glenn Jacob ....	2006-07-08
Blair, Scott ....	2007-08-09-10
Blake, J.A. ....	1945
Blane, W.J. ....	1964-65-66
Blanton, Michael J. ....	1975-76-77-78
Blasetti, Tony ....	1982
Blazek, Peter J. ....	1981-83-84
Bleick, Thomas W. ....	1963-64-65
Bloodworth, Charles H. ....	1974
Bogue, Doug ....	1980
Boldin, Carl ....	1976-77
Bonifay, Cameron H. ....	1971-72-73
Bonifay, Kenneth B. ....	1966-67-68
Bonnewell, Sheldon E. ....	1971
Booker, Calvin ....	2007-08
Booker, Donte M. ....	1996-97-98-99
Boone, Harry A. ....	1959-60-61
Boozar, David R. ....	1960
Bormolini, John ....	1975
Borum, Vernon L. ....	1922
Bosch, J.W. ....	1939-40-41
Bossons, R.R. ....	1947-48-49-50
Bostic, B.J. ....	2010-12-13-14
Bostic, Jason D. ....	1995-96-97-98
Boulware, H.B. ....	1934
Boulware, Raleigh J. ....	1992-93-94
Bounds, Kenneth E. ....	1968-69
Bourgeois, Gavin ....	2003
Bourne, W.B. ....	1943
Bourne, William B. ....	1970-71-72 (c)
Bourne, Matthew M. ....	1993-94-95
Bowen, Allen ....	1944-46-47-48
Bowen, J.L. ....	1944-45-46-47
Bowen, Robert C. ....	1974-75-76
Bowen, Shane A. ....	2006-07-08
Bowen, Sheppard A. ....	1976
Bowley, Paul R. ....	1971-72-73
Bowman, Paul D. ....	1990
Boyd, A.M. ....	1934
Boyd, Mark ....	1991
Bracken, Samuel R. ....	1981-84-85
Bradach, D.D. ....	1946-47-48
Bradford, Jack C. ....	1943
Bradford, Patrick ....	1994-95-96-97
Bradford, Robert R. ....	1972-73
Bradley, Mark S. ....	1978-79-80-81 (c)
Bradley, Michael O. ....	1967-68-69
Brady, C.C. ....	1932
Braman, Matthew A. ....	2006-07-08
Branch, Desmond ....	2016-17-18
Brannon, Charles N. ....	1951-52-53
Brannon, Drew ....	2007
Brantley, James R. ....	1957
Brasletton, Freddie G. ....	1957-58-59
Braswell, Ryan ....	2016
Braun, Parker ....	2016-17-18
Braun, Trey ....	2012-13-14-15



**Jim Breland (1955-56)**

Bravy, Brian R. ....	1991-92-93-94
Breece, Donald C. ....	1975-76
Breland, James E. ....	1965-66(c)
Brewer, John M. ....	1925-26
Brewster, J.D. ....	1921-22
Brezina, Bradford P. ....	2003-04
Bridge, Robert S. ....	1972-73
Bridges, Lekeldrick ....	2002
Brigham, Nick ....	2013-14
Brigman, William H. ....	1952-53-54
Brittain, J.F. ....	1934-35
Brodnax, G.H. ....	1945-46-47-48(c)
Brooke, J.O. ....	1928-29-30
Brooking, Keith H. ....	1994-95-96-97(c)
Brooks, Christopher P. ....	1990-91
Brooks, Durant S. ....	2006-07
Brooks, Franklin D. ....	1952-53-54-55
Brooks, J.L. ....	1937-38
Broome, Timothy C. ....	1969-70
Brown, Ather ....	2000-01-02-03
Brown, Charles H. ....	1949-50
Brown, Christopher ....	1997-98-99-00(c)
Brown, David ....	2007-08
Brown, Gary K. ....	2015
Brown, Gary L. ....	1992-93
Brown, Harper L. ....	1975-76
Brown, J.C. ....	1907
Brown, J.E. ....	1943-46-47-48
Brown, James A. ....	1965-66-67
Brown, Michael D. ....	1992
Brown, Robert P. ....	2004
Brown, Samuel ....	1979-80-81-82
Brown, Samuel ....	1950-51-52
Brown, Timothy L. ....	1999-00-01
Brownlee, Kevin ....	1982-83
Broyles, J.F. ....	1943-44-46
Bruce, Stephen B. ....	1972-73
Bruenderman, Robert J. ....	1974-75-76
Brumby, C.R. ....	1929
Bryan, William A. ....	1974-75
Bryan, Will ....	2015-16-17-18
Bryant, C. Matthew ....	1979-80-81
Bryant, W.G. ....	1914-15
Buchanan, C. ....	1907-08
Bullard, R.G. ....	1926
Burch, Gerald T. ....	1958-59-60(c)
Burdell, George P. ....	1928-29-30
Burden, Freddie ....	2014-15-16

Burke, Damian ....	1982-83-84-85
Burke, Samuel W. ....	1964-65-66(c)
Burkholder, Gary L. ....	1963-64-65
Burks, Jason L. ....	1997-98-99
Burks, Willie L. ....	1986-87-88-89
Burnett, Daniel R. ....	2002-03
Burnett, Julian ....	2009-10-11 (c)
Burnett, Morgan ....	2007-08-09 (c)
Burns, Joe F. ....	1998-99-00-01
Burns, Justin R. ....	1975-76-77
Burroughs, C.E. ....	1940-41
Burt, A.M. ....	1909-10
Burton, Nathan I. ....	2001-02-03-04
Busbin, W.E. ....	1945-46-47
Bussell, Gerald W. ....	1962-63-64
Butker, Harrison ....	2013-14-15-16(c)
Butler, James O. ....	2001-02-03-04(c)
Butler, Mario ....	2007-08-09-10
Byerly, Tim ....	2013-14-15
Bynum, H.W. ....	1938



**Nathan Burton (2001-04)**

<b>C</b>	
Cabrel, Francis G. ....	1978-79-80
Cain, J.T. ....	1930-31-32
Caldwell, Jerry R. ....	1995-96-97-98(c)
Caldwell, Robert S. ....	1960-61-62
Callan, John P. ....	1969-70-71
Cameron, Delaunta L. ....	1995-96-97-98
Cammack, Clayton L. ....	1958
Camp, Brian J. ....	2001-02-03
<b>Camp, Jalen</b> ....	2016-17-18
Camp, Larry B. ....	1963
Campagna, Richard C. ....	1975
<b>Campbell, Christian</b> ....	2016-17-18
Campbell, Dean W. ....	1973
Campbell, Douglas A. ....	1972-73
Campbell, L. Kelly ....	1998-99-00-01
Campbell, Randall W. ....	1971
Carden, Gary M. ....	1970-71-72
Carey, Tony ....	1984-85
Carithers, Edward E. ....	1951-52-53
Carlen, James A. ....	1953-54
Carlisle, Thomas I. ....	1965-66-67
Carlson, Coray ....	2012-13
Carmack, Charles M. ....	1961
Carmack, J.E. ....	1935-37



Carmen, Jonathan D.....	1997-98-99	Churchill, D.N.....	1914	Cox, Jamal K.....	1991-92-93-94
Carmichael, Thomas A.....	1965-66-67	Clark, Anthony "Tony".....	2006-07-08	Cox, Jonathan B.....	2000-01-02
Carney Jr., Kenneth S.....	1981(c)	Clark, Jack L.....	1964	Cox, Lucas.....	2008-09-10
Carolina, Marvin.....	1982-83-84-85	Clark, Jamar.....	1998-99-00	Cox, Michael L.....	2004-05-06-07
Carpenter, S.M.....	1923-25	Clark, Patrick.....	2005-06-07	Cox, Orion V.....	1988-89-90
Carpenter, T.G.....	1943-44-46	Claxton, Ira St. Clair.....	2000	Crawford, Elbert D.....	1949-50-51
<b>Carpenter, Tariq</b> .....	2017-18	Clay, J.P.....	1939	Crawford, John.....	1942
Carpenter, W.G.....	1914-15-16-17	Clay, R.A.....	1914	Crawford, Steven G.....	1973-74-75
Carson, R.E.....	1926	Clay, Willie J.....	1988-89-90-91(c)	Crenshaw, Christopher.....	2011-12-13
Carson, Stanley, L.....	1955	Claybrooks, Felipe A.....	1997-98-99-00(c)	Crenshaw, F. Jermaine.....	2000
Carter, Belfield H.....	1958-59-60	Claytor, Nick.....	2008-09-10	Crockett, L.D.....	1938
Carter, David B.....	1976	Cleland, Beau.....	2001-02	Crockett, Willis R.....	1985-86-87-88
Carter, H.M.....	1923	Clements, Jimmy.....	1993-94-95-96	Cross, Izaan.....	2009-10-11-12(c)
Carter, Joel T.....	1983-84-85	Clifford, Harold C.....	1966	Crowley, E.J.....	1925-26-27(c)
<b>Carter, Malachi</b> .....	2018	Clingan, L.H.....	1931	Crowley, Thomas L.....	1974-75
Carter, Morgan.....	2011	Clingan, Larry E.....	1959	Crum, Richard M.....	1962
Cassidy, Omar A.....	1993-94-95	Clinkscale, Gordon F.....	2002	Culton, John B.....	1966-67-68
Castleberry, Clinton D.....	1942	Clyburn, R.B.....	2008	Cummings, Euclid.....	2011-12-13
Castleberry, Don.....	1980	Cobb, F.R.....	1918-19	Cummings, R.H.....	1943
Castleberry, J.W.....	1944-46-47-48(c)	Cobb, Joe E.....	1948-49-50	Cunningham, Douglas Brent.....	1969-70-71
Castro, Timothy P.....	1996	Cochran, William S.....	1955	<b>Curry, David</b> .....	2016-18
Caudle, Chris.....	1986-87	<b>Coco, Jack</b> .....	2018	Curry, Nathaniel T.....	2000-02-03-04(c)
Cavan, Harry J.....	1964	Coger, Frederick L.....	1992-93-94	Curry, Shane.....	1986
Cavette, N.M.....	1938-39-40(c)	Coker, Donald R.....	1960	Curry, Terence W.....	1986-88
Cawthon, Wally H.....	1979-80-81-82	Colbert, Freeman D.....	1975-76-77(c)	Curry, William A.....	1962-63-64(c)
Celaj, Kujtim "Ken".....	1994-95-96-97(c)	Colbert, W.D.....	1944	Cushing, Glenn.....	1936-37-38
Cerge-Henderson, Kyle.....	2015-16-17-18	Colcord.....	1917	Cushman, H.W.....	1913-14
Chadwick, Leon.....	1979-80	Cole, Robert T.....	1963	Cutting, Michael D.....	1975-77
Chamberlain, Bryan.....	2012-13-14-15	Coleman, J.T.....	1946-47-48-49(c)		
Chambers, John Bradley.....	1996-97-98	Coleman, James P.....	1973-74-75		
Chambers, Travis J.....	2005-08	Coleman, Marco D.....	1989-90-91		
Chambers, W.J.....	1943-44	Coleman, Marcus J.....	1990-91-92-93		
Chamblin, Gerald.....	1986-87-88	Coleman, W.C.....	1909-10-11		
Chance, P.M.....	1935-36	Colley, C.S.....	1912		
Chancey, James E.....	1960-61-62	Collier, Cory.....	1983-84-85-86		
Chapman, J.G.....	1908	Collins, Cory.....	1999-00-01-02		
Chapman, Joseph R.....	1961-62-63	Collins, E.R.....	1935-36-37		
Chapman, Thomas A.....	1967-68-69	Collins, John P.....	1966-67-68		
Cheeks, Chaz.....	2013	Colquitt, Carey D.....	1980-81		
Cheever, Michael J.....	1992-93-94-95(c)	Colvin, Joseph T.....	1963-64-65		
Cheney, Charles E.....	1969-70	Colvin, S.C.....	1929-30		
Cherry, B.T.....	1930-31-32	Conard, Chris.....	1986		
Chisholm, Donalthan.....	1981-82-83-84	Cone, Kevin.....	2009-10		
Chivington, J.L.....	1936-37-38(c)	Cone, Ronny L.....	1979-80-81-83		
Choice, Tashard.....	2005-06-07	Connally, Vaughn.....	1924-25		
		Connell.....	1922		
		Connors, Matt.....	2012-13-14		
		Cook, H.....	1909-10-11-12-13(c)		
		Cooksey, Douglas A.....	1974		
		Cooksey, Robert T.....	1978-79		
		<b>Cooksey, Tyler</b> .....	2017-18		
		Cooper, George F.....	2004-05-06		
		Cooper, Douglas A.....	1961-62-63		
		Cooper, G.F.....	1925		
		<b>Cooper, Kenny</b> .....	2016-17-18		
		Copeland, Charles W.....	1972		
		Copeland, Steve E.....	1962-64-65		
		Cord, Robert T.....	1973		
		Cordrey, Peter D.....	1969-70-71		
		Corhen, Bryan N.....	1997-98-99-00		
		Corley, Robert E.....	1974-75-76		
		Costello, Glenn S.....	1970-71-72		




**Marco Coleman (1989-91)**

## D

Daffer, Terrell E. ....	1971-72-73
Dale, Thomas D. ....	1966-67-68
Daniel, J.E. ....	1943-44
Daniel, Stephen E. ....	1973-74
Daniel, Thomas D. ....	1977-78-79(c)
Daniels, Conrad M. ....	1996-98
Daniels, Prince A. ....	2002-03-04-05(c)
Darby, Mike ....	1982
Daugherty, Ben T. ....	1952-53-54
Davenport, Steven D. ....	1985-86-87-88
Davis A. ....	1923
Davis, Darish. ....	1978
Davis, David H. ....	1951-52-53
Davis, Dennis L. ....	2001-02-03-04-05
Davis, Forrest D. ....	1969
Davis, Jason ....	2007
Davis, John H. ....	1983-84-85-86

Davis, J.R.	1907-08
Davis, John J.	1962-64
Davis, Marcus, A.	1959
Davis, Melvin	2018
Davis, Michael E.	1992
Davis, O.G.	1918-19-20-21-22
Davis, Paul "P.J."	2013-14-15-16
Davis, R.T.	1944-45-46-47(c)
Davis, Richard K.	1961-62-63
Davis, Shawn	2017-18
Davis, Tyler	2007
Davis, V.L.	1918-19
Davis, Wingfield A.	1960-61
Davis, W.A.	1931-32-33
Davis Jr., Donald L.	1993-94-95(c)
Day, A.M.	1918
Day, Curley R.	1989-90-91-92
Daykin, Anthony A.	1974-75-76(c)
Daykin, Richard	1976-77-78
Days, Synjyn	2011-12-13-14
Dean, David	1984
Dean, Doug	1987
Dean, Norris C.	1932-33-34
DeBardelaben, Stephen L.	1968-69
Dee, Michael E.	1993-94-95-96
Deeds, Derrick	1981
Deese, Marion D.	1957-58-59
<b>Defoor, Jack</b>	2018
de la Guardia, Mario	1980
Delany, Joe H.	1956-57-58
Denney, Walter C.	1965-66-67
Denning, Donald L.	1957
Dennis, Corey	2011-12-13-14
DeVaughn, M.S.	1927
Devine, Shamire	2014-15-16-17
Dewberry, John	1983-84-85
Dieke, Emmanuel	2010-11-12-13
DiPace, Max	2002
Dixon, Jimmy	2001-02-03-04
Dobyns, Robert B.	1961
Dodd, R.O.	1940-41-42
Dodd, Walter O.	1956
Dollar, Charles R.	1990
<b>Dolphus, Stephen</b>	2017-18
Dombach, R.D.	1944
Donley, D.J.	2007
Dorough, J.H.	1943-44
Dorsey, Nathaniel W.	2001-02-03
Douglas, Carl E.	1969
Douglas, John F.	1966
Dover, Robert L.	1956-57
Dowling, J.H.	1917-19
Doyal, R.L.	1919-20
Doyal Jr., R.L.	1945-47-48-49
Drennon, R.E.	1926-27-28
Dripps, Charles S.	1974
Drummond, Daniel	2011-12-13
DuBard, W.H.	1910
Duckworth, Randy A.	1969-70-71
Dudish, Andrew C.	1969
Dudley, Derrick M.	1999
Duke, P.A.	1944-45-46
Dukes, Jimmy Jason	1992-93-94-95
Duncan	1915
Duncan, Curtis D.	1992

Duncan, Johnny W.	1968-69
Dunlap, Christopher D.	2003-04-05-06
Dunlap, E.O.	1928-29-30(c)
Dunmon, Lawrence D. "Trey"	2006-07
Dunn, Duncan, F.	1965
Dunwoody, H.R.	1916
Durant, R.J.	1927-28
Durham, James L.	1952-53-54
Durham, Step.	2014-15-16-17
Dwyer, Jonathan	2007-08-09
Dyett, Marvin B.	1978-80-81-82
Dyke, Daniel R.	1999-00-01-02
Dyke, H.E.	1939-40-41
Dykes, Bryce	2008



**John Dewberry (1983-85)**

<b>E</b>	
Earls, Correy	2007-08-09-10
Eastburn, Reid P.	1992
Eastman, William P.	1965-66-67
Easley, Chuck	1983-84-85
Eaves, S.P.	1940
Echols, Berwin C.	1999
Ecker, Harry A.	1954-55-56
Economos, Andrew J.	2002-03-04
Ector, W.H.	1937-38-39
Edge, Arthur B.	1952
Edwards, Christopher B.	1996-97-98-99
Edmunds, George R.	1965-66-67(c)
Edwards, Darrell	1987
Edwards, G.L.	1936-37
Edwards, J.E.	1941
Edwards, Kenneth M.	1965
Edwards, Howard T.J.	1988-89-90
Edwards, Mario	2008-09-10
Edwards, W.H.	1928-29-30
Egbuniewe, Anthony	2008-09-10
Elders, William E.	1961
Eldredge, D.C.	1941-42
Ellerbee, Terry E.	1972-73-74
Elliott	1925
Elliott, Bruce E.	1971-1972-1974
Elliott, Thomas	1965-66-67
Ellis, Carl S.	1976-77
Ellis, Marion D.	1954-55-56
Ellis, William C.	1965
Elmer, E.E.	1909-10-11
Elrod, Ronald H.	1965

Emerson, C.L.	1908
Emerson, Richard L.	1963-64
Engel, Curtis S.	1970-71-72
Enzweiler, Ronald J.	1970-71
Ericksen, Harold J.	1959-60-61
Escoe, Kenneth D.	1981-83
Etheridge, Matthew T.	2000-01-02
Etheridge, Robert G.	1979-80-81-82
Eubanks, Bobby Joe	1955
Eubanks, R.W.	1933-34-35
Eubanks, Timothy E.	1967-68
Evans, Jamaal	2006-07
Evans, Tyler	2006-07
Evatt, Richard I.	1968-69-70
Everett, Charles B.	1960
Everhart, Clayton W.	1971-72
Ewing, Tim	1988-89
Ezell, C.S.	1929-30-31
Eziemefe, Ajenavi C.	2002-03-04-05

## F

Fair	1925
Faisst, H.A.	1928-29
Faith, Joseph W.	1967-68-69
Farmer, I.L.	1930
Farnsworth, W.B.	1921-23-24
Farrington, William E.	1961-62-63
Faucette, Floyd S.	1957-58-59(c)
Faulk, Waymon D.	1963-64
Faulkinberry, David L.	1975-76
Faulkner, A.J.	1942-43
Faulkner, Gary A.	1971-72
Ferguson, Edwin L.	1996
Ferguson, Nicholas A.	1995
Ferris, Henry A.	1949-50-51
Ferst, F.W.	1918-19-20-21
Fiebelkorn, Thomas M.	1965
Fielder, K.J.	1912-13-14-15(c)
Fields, Mark B.	1971-72-73
Finch, Jay	2010-11-12-13
Fincher, J.T.	1921
Fincher, S.W.	1929-30-31
Fincher, W.E.	1916-17-18-19-20(c)
Findlay, Mark Garren	2003
Finley, Arley D.	1957
Fischer, Bruce A.	1963-64
Fisher, Zach	2008-09
Fitzgerald, C.W.	1927-28-29
Fitzsimons, A.F.	1907
Fitzsimons, J.M.	1934-35-36(c)
Flanagan, D.	1947-48-50
Flatau, Arthur	1975
Fleetwood, C.G.	1922-23
Fletcher, Carlson	2018
Fleming, Louis S.	1974
Flowers, A.R.	1918-19-20-21(c)
Flowers, M.J.	1930-31
Flowers, Stanley M.	1955-56-57
Flowers, William C.	1968-69-70
Flowers III, Lethon	1991-92-93-94
Floyd, Charles R.	1976-77
Folkner, Andrew	2007-08
Fonts, Eladio L.	1957
Ford, Gregory N.	1981-82
Ford, Jeffrey S.	1969-70-71




## ALL-TIME LETTERWINNERS

Ford Jr., Sidney B. ....	2000-01-02	Gilliland, Robert F. ....	1952	Gubba, Matthew S. ....	1995-96-97-98
Foret, Russell A. ....	1959-60-61	Glimer, C.L. ....	1938	Guill, M.F. ....	1916-17-19
Forrester, Wallace. ....	1924-25	Givens, Benjamin F. ....	1951-52-53	Gunter, George S. ....	1968-69-70
Fortier, Edmund A. ....	1979-81-82	Glad, Maurice L. ....	1966-68	Guthrie, Dallis R. ....	1960-61-62
Fortier, Michael E. ....	1964-65-66	<b>Glanton, Brentavious</b> .....	2016-17-18	Guyon, J.N. ....	1917-18
Fortune, Elliott D. ....	1992-93-94	Glanton, T. Keith .....	1981-82-83-84	Guyton, Gary D. ....	2004-05-06-07
Foschi, John Paul M. ....	2000-01-02-03(c)	Glaizer, Weyman A. ....	1955-56	Gwynn, Derek ....	1980-81-82-83
Foster, John D. ....	1965-66	Glendenning, L.B. ....	1935	Gwynn, Robert S. ....	1968
Foster, Stephen F. ....	1968-69-70	Glenn, Jack. ....	1931		
Fox, Keyaron J. ....	2000-01-02-03	Glenn, John. ....	1924		
Fox, Sheldon J. ....	1978-79-80	Glenn, L.E. ....	1944-45-47-48		
Foy, William S. ....	1973	Glisson, Alan A. ....	1965-66		
Frakes, David H. ....	1994-95-96-97	Glover, R.G. ....	1915-16		
Frederick, Kyle W. ....	1990-91	Glover, William. ....	1999-00-01-02		
Freeman, KeShun. ....	2014-15-16-17(c)	Godhigh, Robert. ....	2010-11-12-13		
Freeman, Russell W. ....	1989-90-91	Godsey, George R. ....	1998-99-00-01(c)		
Frey, Roger A. ....	1952-53	Godwin, Walter. ....	1924-25		
Friday, Raymond J. ....	1978-79	Godwin, Jason. ....	1994		
Frierson, Martin. ....	2006-07-08-09	Gold, Scott H. ....	1990-91		
Frizzell, Everett E. ....	1949-50	Golden, Jamal. ....	2011-12-14-15		
Fromayan, Eason. ....	2014-15-16	Goldsmith, J.W. ....	1930-31-32		
Fry, Erick J. ....	1989-90-91-92	Good, Larry V. ....	1966-67-68		
Fry, F.E. ....	1933	Gooding, H.T. ....	1932		
Frye, C.A. ....	1921-22-23	Goodroe, Robert S. ....	1958		
Fulcher, Sim B. ....	1957-59	Gookin, Richard B. ....	1954-55-56		
Fulcher, William M. ....	1953-54-55	Goolsby, Brent S. ....	1989-90-91-92		
Furchgott, M.H. ....	1943-44	Goree, A.W. ....	1914-15		
Furlow, T.M. ....	1937-38	Goree, C.P. ....	1939-40		

## G

Gaines, H.D. ....	1944-45-46	Goree, C.P. ....	1909-10-11	Hackett, R.W. ....	1935
Gaiver, W.E. ....	1919-20	Goshay, Derek B. ....	1989-90-91-92	Haddock, Terry Edmond. ....	1963-64-65
Gallagher, James J. ....	1988-89-90-91	Goss, Harry. ....	1952	Hair, Henry R. ....	1951-53-54
Galloway, C.M. ....	1931-32-33	Gossage, Tommy L. ....	1953-54-55	Haley, William T. ....	1978-79
Gamble, Patrick. ....	2013-14-15-16	Gossage, Walker E. ....	1951-52-53(c)	Hall, Andrew S. ....	2000-01
Gann, Stanley V. ....	1960-61-62	Gossett, A.H. ....	1945	Hall, KaMichael C. ....	2003-04-05-06
Gardner, Adrian. ....	2014	Gotsis, Adam. ....	2012-13-14-15(c)	Hall, H.E. ....	1923
Gardner, Andrew J. ....	2005-06-07-08 (c)	Grace, Mike. ....	1976	Hall, Joseph A. ....	1951-52-53
Gardner, Ellis P. ....	1979-80-81-82	Graham Reggie S. ....	1992	Hall, Robert L. ....	2006-07-08-09-10
Gardner, G.C. ....	1922-23-24(c)	Graham, Zollie S. ....	1970	Hamilton, Joseph F. ....	1996-97-98-99(c)
Gardner, Richard W. ....	1968-69-70	Granade, Kasey. ....	1999	Hancock, J.K. ....	1940-41
Garrett, James W. ....	1975-76	Granger, H.G. ....	1921	<b>Hansen, Conner</b> .....	2018
Gariety, Tony L. ....	1990	Graning, Charles H. ....	1959-60-61(c)	Hand, Wesley R. ....	1963
Garner, Robert D. ....	1993-94-95	Grant, Lawton E. ....	1951	Haney, Christopher M. ....	1993-94-96
Garside, Troy R. ....	2006-07-08	Grant, Walter B. ....	1953-54-55	Hankins, Beau. ....	2013-14-15
Gast, Darrell. ....	1983-86-87	Grant Rashaun A. ....	2004-05-06-07	Hardeman, Windle L. ....	1951-52-53
Gaston, Joe L. ....	1971-72	Grantham, John M. ....	1998	Harden, Wesley C. ....	1975
Gaston, Joseph H. ....	2003-04-05-07	Gray, A.J. ....	2015-16-17	Hardie, Gary E. ....	1976-77-78
Gaston, R.W. ....	1943	Graydon, E.D. ....	1929	Hardin, Allen. ....	1950-51
Gathers, Gregory A. ....	1999-00-01-02	Green, J.J. ....	2016-17	Hardison, C. Hugh. ....	1951
Gause, Andrew Loyall. ....	2005	Green, Jerome A. ....	1956-57-58	Hardwick, Joseph W. ....	1968-69-70
Gebhart, Smylie L. ....	1969-70-71	Green, Robert Sterling. ....	2001	Hardy, H.B. ....	1941-42
George, Vincent B. ....	1979-80-81-82	Green, Shawn. ....	2011-12-13-14	Hardy, William R. ....	2003
Gerden, Preston, M. ....	1972	Greene, Jeff. ....	2011-12	Hargrove, Anthony L. ....	2001-02
Gerhardt, Alfonso W. ....	1965-66-67	Greer, David L. ....	1974	Harkey, Stephen D. ....	1968-69-70
Gibbs, Wesley W. ....	1956-57	Gregory, Sean A. ....	1998-99-00-01(c)	Harlan, J.W. ....	1917-19-20-21
Gibney, Richard B. ....	1972-73-74-75(c)	Gresham, Thomas S. ....	1965-66	Harper, W.Z. ....	1943
Gibson, E.H. ....	1933-34-35	Gresham, William J. ....	1962-63-64 (c)	Harrell, Anthony. ....	2012-13-14
Gibson, James L. ....	1966	Griffin, Chris. ....	2014	Harrington, Mike. ....	1982-84
Gibson, W.C. ....	1937-38-39(c)	Griffin, Corey. ....	2014-15-16-17	Harris, Ali G. ....	1991-92
Giddens, Scott. ....	1991	Griffin, Edward D. ....	1961-62	Harris, Bobby G. ....	1959
Gilbert, Joseph. ....	2008-09	Griffin, J.S. ....	1946-47-48-49	Harris, F.G. ....	1923
Gilbreath, George C. ....	1949-50	Griffin, Lynn. ....	2013-14-15	Harris, Joseph A. ....	1972-73-74(c)
Gilchrist, Jerry M. ....	1989-90	Griffin, Sedric. ....	2006-07-08-09	Harris, Leslie. ....	1996-97(tr)
Gilliam, Venice L. Thomas. ....	2002	Grimes, Bill R. ....	1960	Harris, Mackel J. ....	1976-77-78-79
		Grosz, Esmond A. ....	1987-88	Harris, Marcus. ....	2007
		Grubbs, Ronald L. ....	1961	Harrison, Anthony. ....	1983-84-85-86

## H



Joe Harris (1972-74)

Harrison, C.G. ....	1943	Hills, Richard. ....	1985-86-87
Harrison, Danny K. ....	1987-88-89	Hinojosa, Roberto ..... 2015	
Harrison, M.E. ....	1947-48-49	Hinson, Wayne D. ....	1974
Hart, J.W. ....	1930-31-32	Hoats, John R. ....	1969-70
Hartley, M. Clayton .....	2000-01-02	Hodge, Bobby G. ....	1981-82-83
Harvin, Charles R. ....	1948-49-50	Hoffman, Marvin D. ....	1969
Harvin, Harry T. ....	1965-66-67	Hogan, Mark ..... 1983-84-85	
<b>Harvin III, Pressley</b> .....	2017-18	Holiday, Hobie L. ....	2000-01
Harwood, James G. ....	1962	Holland, R.F. ....	1925-27-28
Hatch, Jermaine .....	2000-02-03	Hollander, Robert E. ....	1966
Hauck, A.E. ....	1929	Hollings, Tony T. ....	2000-01-02
Hawkins, James D. ....	1964	Hollomon, Curtis J. ....	1986-97-98
<b>Hawkins-Anderson, Jair</b> .....	2017	Holmes, Keith F. ....	1987-88-89-90
Haycock, Michael S. ....	1962	Holt, Clifford R. ....	1960
Hayes, J.A. ....	1914	Holt, F.L. ....	1929-30
Haygood, Jimmy ....	1968	Holton, Fred ..... 2010	
Hays, L.C. ....	1934-35-36	Holtsinger, E.M. ....	1944-45
Head, Anthony L. ....	1974-75-77	Honeycutt, Bradley T. ....	2002-03-04-05
Healy, Robertson L. ....	1970-71-72	Hood, E.J. ....	1925-26-27
Healy, W.R. ....	1942-46-47(c)-48	Hood, R.E. ....	1935
Hearn, Andy. ....	1984-85	Hook, L.W. ....	1946-47-48
Hearn, W.W. ....	1926	Hoover, C.M. ....	1943
Hefflin, Malcolm D. ....	1978-79	Horn ..... 1926	
Heggs, Marlon ..... 1979-80		Hornbuckle, Robert E. ....	1969
Helinger, Kerry S. ....	1970	Horne, Gregory K. ....	1971-72-73
Heller, Louis J. ....	1966	Horton, Robert ..... 1980-81-82-83	
Heller, Will S. ....	2000-01-02	Horton, Tommy. ....	1967
Helm, Michael G. ....	1977-78-79	Houck, J.F. ....	1945
Helmer, Percy C. ....	1967-69	Houston, Reuben J. ....	2002-03-04-05
Helms, J.A. ....	1941-42-45	Howard, Cordaro .....	2006-07-08-09
Helzer, C.W. ....	1944	Howard, Jeffrey A. ....	1990-91-92
Henderson, Eric C. ....	2002-03-04-05(c)	<b>Howard, Jerry</b> .....	2017-18
<b>Henderson, Jaquan</b> .....	2017-18	Howard, Walter E. ....	1958-59-60
Henderson, Kevin ..... 1984-85		Howell, Kenneth R. ....	1979-80-81-82
Henderson, Steven M. ....	1978-79-80-81	Howington, Dan. ....	1980-81
Hendley, Daniel R. ....	1965	Huddleston, Gregory D. ....	1972-73
Hendrix, David T. ....	1991-92-93-94	Huff, Charles F. ....	1954-55
Heneffield, George P. ....	1972	Huffines, R.D. ....	1918-19-23-24
Hennessey, Alan W. ....	1971-72	Hughes, Eddie L. ....	1969-70-71
Henry, Georgia W. ....	1964-65-66	Hughes, Ralph J. ....	1994-95-96-97
Henry, Urban A. ....	1956-57	Hughley, Kelvin K. ....	1999
Hensley, Sam P. ....	1951-52-53	Humphreys, George W. ....	1952-53-54
Henson, Douglas C. ....	1978-79	Humphreys Jr., Henry C. ....	1948-49-50
Herron, E.D. ....	1928-30	Hunsinger, John S. ....	1953-54
Hertenstein, James M. ....	1969	Hunt, A.T. ....	1921-22-23
Hester, Marvious D. ....	1999-00-01-02	Hunt, Alex. ....	1950-51-52
Hicks, David L. ....	1986-87-88-89	Hunt IV, Alexander Trotter .....	1998
Hicks, John H. ....	1951	Hunt, Cheyenne. ....	2018
Hickson, Donald N. ....	1991-92-93-94	Hunt-Days, Jabari ..... 2012-13-15	
Higgins ..... 1917		Hunter, Mark ..... 1973-74-75	
Higgins, Hal F. ....	2001-02-03	Huntley, Sammy L. ....	1981-83
Hightower, J.T. ....	1919	Hutchinson, H.G. ....	1938
Hightower, W.H. ....	1918	Hutko, Albert J. ....	1969-70
Hill, A.B. ....	1915-16-17	Hutto, David M. ....	1989-90
Hill, Andrew ..... 1975-76-77-78		Hutton, W.B. ....	1912
Hill, D. ....	1907-08-11	Hydrick, Lawton A. ....	1974-75-76-77
Hill, Deon ..... 2011-12-13-14		Hyland, Tim ..... 1976	
Hill, Harold C. ....	1965-66		
Hill, Jason ..... 2007-08			
Hill, Kent A. ....	1976-77-78		
Hill, M.E. ....	1943		
Hill, Richard ..... 1973-74			
Hill, Stephen ..... 2009-10-11			
Hillmeyer, Greg. ....	1984		
Hills, G.B. ....	1943-44-45		

Isom, Roosevelt.....	1984-85-86-87
Ison, R.L. ....	1938-39-40
Ivemeyer, Bailey.....	2017-18
Ivemeyer, John.....	1982-83-84-85
Ivery, Eddie Lee.....	1975-76-77-78(c)
Ivery Jr., Eddie L.....	2004




**Eddie Lee Ivery (1975-78)**

## J

Jackson, Albert J. ....	1995
Jackson, Chris ..... 2011-12	
Jackson, C. Huntington.....	1992
<b>Jackson, Jaquan</b> .....	2018
Jackson, Johnathan D. ....	2001-02-03-04
Jackson, Kyle.....	2008, 2010
Jackson, Reginald P. ....	1976
Jackson, Steven A. ....	1994-95-96
Jackson, Thomas E. ....	1962-63-64
Jackson, Tre' ..... 2015-16-17-18	
Jackson, Vernon E. ....	1971-72-73
Jackson, Will.....	2010-11-12-13
James, Calvin E. ....	1957-58-59
James, Dennis H. ....	1967-68-69
James, John E. ....	1948
James, Patrick M. ....	1985-86-87-88
Jamison ..... 1926	
Jane, Jay.....	1986-87
Jaracz, Robert ..... 1980-81-82	
<b>Jarrett, Omarhi</b> .....	2017
Jarrett, Roy E. ....	1964-66
Jarrett, Robert Tyler.....	1991-92-93
Jasper, Deron.....	2007-08-09
Jefferson, Brad.....	2007-08-09-10 (c)
Jenkins, Herbert R. ....	1974-75-76
Jenkins, W.K. ....	1909-10
Jenkins, Darryl G. ....	1987-88-89-90(c)
Jenkins, Walter T. ....	1949
Jeune, Ricky ..... 2014-15-16-17	
Jobson Jr., Robert W. ....	1971
Joe, Errin.....	2014-15
Johnson, C.E. ....	1917-20-21
Johnson, Calvin ..... 2004-05-06(c)	
Johnson, Charles M. ....	1974
Johnson, Cleo C. ....	1972-73
Johnson, Gary L. ....	1999-00-01-02
Johnson, G.L. ....	1909-19
Johnson, Isalah. ....	2010-11-12-14
Johnson, Jalen.....	2015-16-17-18

Johnson, James A. ....	2005-06-07	Keener, L. ....	1927-28	Langstaff, Witt ....	1948-49
Johnson, James H. ....	1975	Keisler, Jeffrey ....	1980-81-82-83	Lanier, Gary A. ....	1976-77-78-79
Johnson, James M. ....	1974	Kelley, John L. ....	1975-76-77-78	Lansing, A.R. ....	1945-48
Johnson, James R. ....	1952-55-56	Kelley, Michael D. ....	1978-79-80-81	Lantz, Toby ....	1982-83
Johnson, Kenton ....	2003-04	Kelly, Quincy ....	2007-08	Lantz Jr., Richard W. ....	1970-71-72(c)
<b>Johnson, Lucas</b> ....	2017	Kelly, Sam ....	1980-81	Lasch, John A. ....	1956-57-58
Johnson, Michael ....	2005-06-07-08 (c)	Kelly, W.J. ....	1945	Laskey, Zach. ....	2011-12-13-14
Johnson, Tim L. ....	1991	Kelsey, Nathaniel ....	1985-86-87-88	Lassiter III, Issac H. ....	1965
Johnson, Thomas B. ....	1990-91-92-93(c)	Kemble, Jason A. ....	2000-01	Lavette, Robert L. ....	1981-82-83-84
Johnson, Virgil L. ....	1996-97-98	Kentera, Larry K. ....	1979-80-82	Lavin, James W. ....	1988-89-90
Johnson III, Henry W. ....	1976-77-78-79	Kepano, Anthony H. ....	1981-82-83-84	Law, H.G. ....	1929-30
Johnston, J.T. ....	1913-14-15-16 (c)	Kercher, Jim ....	1996-97	Laws, E.E. ....	1931-32-33(c)
Jolly, Michael R. ....	1976	Kercher, Mark E. ....	1976	Lawson, Carl A. ....	1989-90
Jones, A.E. ....	1935-36-37	<b>Kerr, Ajani</b> ....	2017-18	Lawson, Clyde W. ....	1959
Jones, Andrew Shawn ....	1989-90-91-92 (c)	Key, Donald Brent ....	1997-98-99-00(c)	Lawson, John W. ....	1961
Jones, Bart. ....	1983-84-85-86	Kicklighter Jr., Haven L. ....	1964-65-66	Lawston, Anthony L. ....	2000-01-02
Jones, C.D. ....	1908	Kidd, Charles W. ....	1966-67-68	Laxson, Victor V. ....	1961
Jones, J.T. ....	1930-31-32	Kidd, John Paul ....	1920-21	Lear, Donald J. ....	1987-88
Jones Jr., James A. ....	1952-53-54	Kidney, Tyler ....	2010-11-12	LeBey, C.D. ....	1920-21
Jones, James D. ....	1965	Kiltie, James H. ....	1966	Lederle, Albert J. ....	1961
Jones, J. Dante ....	1981-82-83-84	Kilzer, J.W. ....	1943-45-46	Ledford Jr., Parvin E. ....	1963
Jones, Lloyd Dwight "Djay" ....	2004-05-06-07	Kimsey, Richard A. ....	1990-91-92-93	Lee, Brian T. ....	2000-01-02
Jones, Roddy ....	2008-09-10-11 (c)	Kinard, William D. ....	1966-67-68(c)	Lee, C.L. ....	1940
Jones, T.G. ....	1928-29-30	<b>King, Brenton</b> ....	2017	Lee, Garrett P. ....	1962-63-64
Jones Jr., Thomas F. ....	1971-72-73	King, Cliff ....	1924	Lee, Gary ....	1983-84-85-86
Jordan, David M. ....	2003-05	King, Donald K. ....	1965-66-67	Lee, Ivery ....	1983-84-85-87(c)
Jordan, Dewey E. ....	1963	King, Malcolm ....	1984-85-86-87(c)	<b>Lee, Jahaziel</b> ....	2016-17-18
Jordan, Hugh Mitchell ....	1991-92	King, Miles ....	2007	Lee, Rodney J. ....	1977-78-79
Jordan, J.A. ....	1946-47-48-49	King, Noah H. ....	1998-99	Lee, Vad ....	2012-13
Jordan, J.P. ....	1942	Kingrey, Carlo ....	1946	Leidy, Dale W. ....	1979
Jordan, Matthew ....	2015-16-17	Kitchen, Jimmie ....	2013	Lentz, Jeff ....	2009-10
Jordan, R.J. ....	1946-47	Klare, John ....	1984-85	Leone, Christopher M. ....	1994
Jordan, W.H. ....	1935-36-37	Klock, Trey ....	2015-16	Lester, Gregory J. ....	1987-88-90-91
Jordan, W.W. ....	1940-41	Knapp, Kevin R. ....	1998-99	Leuhrman, H. ....	1909-10-11
<b>Jordan-Swilling, Bruce</b> ....	2017-18	Knox, Lambert J. ....	1951-52	Levens, Herbert Dorsey ....	1992-93(c)
Joseph, Gary V. ....	1994-95-96	Konemann, M.J. ....	1935-36-37	Lewis, Charles M. ....	1958
Josephson, Andrew D. ....	1998-99	Koncul, Christopher ....	2001	Lewis, Clarence Jamal ....	2004-05-06-07
Jurgensen, Paul ....	1985-86-87	Koon, Keron Reginald ....	2000-01-02	Lewis, Clifford S. ....	1976

## K

**Brent Key (1997-2000)**

Kagawa, Shaun ....	2014-15-16-17
Kallon, Francis. ....	2013-14-15-16
Kamp, Matt. ....	2007
Karlo, Daniel M. ....	1971
Katz, Morris ....	1934
Kaylor Jr., J. Leroy ....	1979-81-82
Keeling, Kane ....	2000

## L

Lackey, D.E. ....	1937-38-39
Lackey, J.D. ....	1931-32-33
Ladner, Larry ....	1950
Lafkowitz, Larry M. ....	1959-60-62
Lagana, John E. ....	1965-66-67
Lairecy, Jim L. ....	1969-70-71
Lam, Herman ....	1969-71
Lamar, L.H. ....	1918
Lamb, H.W. ....	1941
Landers, Mike ....	1994-95
Landry, Dawan F. ....	2002-03-04-05
Lands-Davis, Mikell ....	2015
Lang, R.M. ....	1913-14-15-16
Lang, Thomas D. ....	1971-72-74

Lowe, Lawrence D.	1977-78-79-80
Lowrey, R.O.	1942
Lubischer, Anthony J.	1973-74-75
Lucas Jr., J.	1913-14
Luck, C.F.	1907
Luck, J.	1910
Luck, J.K.	1942
Luck III, James K.	1970
Luginbill, Thomas C.	1994
Lukkar, Steven B.	1975-76
Lumpkin, Roy	1928
Luna, R.C.	1929
Lupton, Dale B.	1948-49
Lusk, Bob	1950
Lutz, David G.	1979-80-81-82(c)
Lyman, W.P.	1921-22
Lynch, Clinton	2015-16-17-18
Lyons, Matthew A.	1950-51-52
Lyons, Preston	2009-10-11
Lyons, R.M.	1934

Mann, Devon	1978-79
Mann, Danny J.	1978
Manning, George	1941-42-43(c)
Manning, Mark	1980
Marble, James A.	1977-78
Marcordes, Tyler	2012-13-14
Marion, Jessie D.	1986-87-88-89
Marius, Laurence	2006
Maree, G.L.	1928-29-30
Marshall, Andrew	2014-15-16-18
Marshall, J.A.	1940-42(c)
Marshall, John	1924-25-26
Marshall, Marcus	2015
Marshall, TaQuon	2015-17(a)-18(c)
Martenson, Chase	2017
Martin, Buck	1950-51-52
<b>Martin, Chris</b>	2018
Martin, Jake W.	1961-62-63(c)
Martin, Jon S.	1961-62-63
Martin, L.J.	1925-26-27
Martin, Michael D.	1980-81-82-83
Martin, W.S.	1933-34
Martin Jr., Jake W.	1986-87-89-90
Marvin, John	2014-15

<b>Mason, Jordan</b>	2018
Mason, Kent L.	1974
Mason, Shaquille	2011-12-13-14(c)
Mason Jr., Rausey W.	1957-58
Massey, Robert	1984-85-86-87
Mathews, George	1944-45-46-47
Mathias, Clark	1915-17-18
Mathis, Jeffrey D.	1986-87-88-89
Matlock, John R.	1961-62-63
Matthews, Michael	2004-05-06
Matthews, W. Clay	1947-48-49
Matthews, Zach	2015-16-17
Mattison, Richard C.	1954-55-56
Matvay, Russell	1998-99-00-01
Mauck, H.M.	1914-15-16
Mauldin, Tim	1984-85
Maynard, Charles N.	1956-57
Mays, Jerry D.	1985-86-88-89(c)
Mays, Reggie	1983
Mayton, John A.	1969-71
McAden III, Rufus Y.	1962
McArthur, J.R.	1930-31-32
McAshan III, Eddie	1970-71-72
McCabe, Richard	2001
McCaskill, Robert M.	1974-75
McCauley, George R.	1955
McClary, Jeremiah	1987-88-89-90(c)
McClellan, Austin	2015-16
McCloskey, Frank	1968-69-70-71
McCommons, Stephen R.	1976-77
McConnell, F.	1922-23
McCord, D.E.	1913-14
McCoy, Delma S.	1964-65-66
McCoy, Robert H.	1947-48-49-50
McDaniel III, William D.	1974-75
McDevitt, Sean L.	1986-87-88
McDonald, Alf	1912-13
McDonough, J.J.	1919-20-21-22
McDowell, M.C.	1908
McElroy, Joshua	1999
McGaughey, William C.	1959-60-61(c)

McGee, Curtis L.	1993-94-95-96(c)
McGill, Jason	1990-91-92
McGuire, Xavier R.	2003-04-05-06
McHugh, W.P.	1941-42-46
McIntosh, J.C.	1944-45-46(c)
McIntyre, J.F.	1921-22-23(c)
McKay, Antonio	1983
McKayhan, Daniel	2009-10-11
McKee, J.W.	1929-30-31
McKenzie, Michael A.	1971-72-73
McKinley, J.E.	1934-35
McKinney, R.H.	1945-46-47-48
McKinney, William S.	1958-59
McKinnon, Bobby	1968
McLaughlin, Mark P.	1972-73
McLeod, William L.	1972-73-74
McManus, Nathan P.	2004-05-06-07
McNair, Tremayne	2011-12-13-14
McNamara, Kevin M.	1970-71-72
McNames, Patrick M.	1960-61-62
McNearney, Sam	2014
McPhaul, L.G.	1908
McRae, D.F.	1925-26
McRae, Nick	2009-10-11-12
McRee, C.A.	1921
Means, C.P.	1908
Means, E.B.	1911-12-13
Melton, Tyler	2008-09-10-11
Melvin, Lamar C.	1966-67
Melvin, Michael	1985-86-87
Mendheim, James R.	1961-62-63
Menegazzi, Paul D.	1981-83-84
Menger, Johnny V.	1953-54-55-56
Menocal, Nick	2011-12-13
Mercer, Michael K.	1972-74
Merchant, Emmett A.	1988-89-90-91
Meridieth III, Lonnie L.	1978
Merkle, Gus	1924-25
Merritt, James	1990
Merrweather, Tyler	2014-16-17-18
Messick, Antonio	2014-15-16-17
Middlebrooks, Jack S.	1965
Middleton, Harvey	1994-95-96-97(c)
Milam, Woodrow M.	1989-90-91-92
Miles, Carl	2010
Miles, Jermaine L.	1995-96
Miller, Don E.	1954-55-56
Miller, Hal	1950-51-52
Miller, Matthew L.	1997-98-00
Miller, Veryl E.	1989-90
Miller Jr., Biri B.	1972-73
Milligan, Harry	1931
Mills, Dedrick	2016
Mills, H.F.	1943
Milo, Michael W.	1971
Milton, Chris	2012-13-14-15
Minter, Michael M.	1995-96
Mitchell, Brant	2015-16-17
Mitchell, Christopher M.	1969
Mitchell, LaShon D.	1994
Mitchell, Ross	1998-99-2000-01(c)
Mitchell, R.M.	1945
Mitchell, W.M.	1921-22
Mitchell, Wade T.	1953-54-55-56(c)
Mizell, L.W.	1927-28-29



**Eddie McAshan (1970-72)**

Mabra, Ronald	1998-99
Machen, B.J.	2009, 2011
MacIntyre, George Michael	1987-88
Mack, Charles	1985-86
McKendree, James A.	1989-90-92
Mackley, Roy L.	1958
Macy, Richard T.	1970-71-72
Madigan, William V.	1999
Maiello, Peter P.	1994-95
Maker, David	1995
Mallard Antonio	2018
Malone, Alfred W.	2001-02
Malone, George R.	1985-86-87-88
Malone, Jonathan	2007-08
Malone, Ralph	1982-83-84-85
Maloney Jr., William H.	1981
Maloof, George B.	1949-50-51
Maloof, Jeffrey R.	1987-88
Malta, Joseph W.	1974-75
Mancuso, James M.	1988
Mancil, Steven Wade	1993
Maness, Devon	1978-79
Manget, Thomas Luke	1999-00-01-02
Manion, Tim	1982-83-85-86
Manley, Kyle T.	2005-07

Modrak, Frank M.	1976
Molina, Yoel	1993-96
Momon, Clinton	1977-78-79
Montague, A.F.	1912-13-14
Montgomery, Joe	1982
Moody, Travis	1986-87
Mooney, Michael P.	1988-89-90-91(c)
Mooney, Stephen W.	1979-80-82
Moore, F.B.	1923-24
Moore, George E.	1978-79
Moore, H.	1908
Moore, Jack G.	1969-70
Moore, Jeremy	2012
Moore, Justin	2011-12
Moore, J.S.	1934
Moore, Nicholas J.	2003
Moore, W.A.	1912
Moorer, W. Daniel	1964-65-66(c)
Moorhead Jr., Robert	1950-51-52
Morehouse, Christopher W.	2000-01-02
Morlock, Delmar, C.	1976
<b>Morgan, Brad</b>	2016-18
Morgan, Derrick	2007-08-09 (c)

**Derrick Morgan (2007-09)**

Morgan, J.P.	1935-37
Morgan, Mark	1980
<b>Morgan, Scott</b>	2018
Morgan, Tyler	2009-10-11-12
Moriarty, Patrick J.	1973-74-75-77
Morris, George	1950-51-52
Morris, George W.	1962-64
Morris, Greg A.	1992-93-94
Morris, James L.	1952-54
Morris, Jimmy M.	1953-54-55(c)
Morris, Larry C.	1951-52-53-54(c)
Morris, W.H.	1932
Morrison, D.E.	1914-15-16(c)
Morrison, Mot J.	1954
Morrow, H.K.	1943
Moss, Jack S.	1959-61
Mote, Wayne G.	1985-86-87-88
Muerth, A.M.	1939-40
Mugg, Kenneth E.	1966
Mulherin, Matthew W.	1949
Mullen, William S.	1986-87-88-89
Mumford, Galin E.	1968-69
Munroe, Malcolm	2009-10-11-12
Muns, Michael	2016
Murchison, Jeff	1993

Murdock, C.H.	1944-46
Murphy, Fred J.	1958-59
Murphy, R.W.	1937-38-39(c)
Murphy, T.M.	1922
Murphy, Thomas J.	1964
Murray, J.A.	1931
Murray, James G.	1974
Murray, John A.	1925
Murray, Matthew T.	1978
Murray, Sam D.	1924-25-26
Muyres, Jeremy J.	1999-00-01-02(c)
Muyres, Jon R.	1996-97-99-00(c)
Myddleton, W. Smith	1964-65-66
Myers, Christopher T.	1995-96-97
Myers, Don	1950
Myers Jr., Charles D.	1973-74-75

**N**

Nabelle, E.G.	1921-23-24
Nabors, Jerry H.	1955-56-57
Nail, Jimmy A.	1959-60-61
Nance, A.S.	1913
Naples, Andrew P.	1974
Nealy, Quayshawn	2011-12-13-14(c)
Negus, Dale	1983
Neblett, H.C.	1930-31-32(c)
Neese, Darrell	1991
Nelson, Richard R.	1965-66-67
Nephew Jr., David S.	1975
Nesbitt, Joshua	2007-08-09-10 (c)
Nesbitt, M.M.	1918-19
Nettles, J.E.	1940
Neuss, William J.	1991-92-93-94
Newberry, LeShawn	2005-06
New, Wayne C.	1969
Newman, Robert B.	1977-78-79
Nicholl, Michael O.	1959-60-61
Nicholson, Erick M.	1970
Niebanck, Michael E.	1979-81-82
Nilson, Rodney C.	1992
Nix, John P.	1963
Nix Jr., Frank H.	1958
Nixon, J.U.	1935-36-37
Noble, Domonique	2012-13-14-15
Noe, James M.	1955
Nolan, James S.	1946-47-48
Nordmann, Patrick	2010
Norris, Steven H.	1969-70
North, Robert E.	1948-49-50
Norton, Darrell D.	1981-82-83-84
Novak, George A.	1971
Nowell, Hal Gordon (honorary)	1919
Nutting Jr., John E.	1959-60

**O**

Oenbrink, Robert M.	1969
Okebie, Onu.	2010
O'Kelley, C.S.	1945
O'Leary, Timothy	1991
O'Leary, Martin	2001
Olive, Sammy R.	1979-80
Oliver, Adam L.	2004-05-06-07
Oliver, Brandon	2013-14-15
<b>Oliver, Kaleb</b>	2018

<b>Oliver, Tobias</b>	2018
Olson, J.W.	1945
Oltz, H.F.	1927
O'Neal, John F.	1978
O'Neill III, John C.	1969-70-71
O'Neill Jr., John H.	1948-49
O'Neill, Michael O.	1961
Onwuali, Denis	2015
O'Reilly, Thomas	2013
Orr, Jeffrey E.	1977
Osborne, Terrell H.	1977-78
Oven, John M.	1970-71-72
Owen, Charles L.	1987-88-89
Owen, Kenneth S.	1954-55-56
<b>Owens, Antwan</b>	2017-18
Owens, Phillip A.	1979
Owings Jr., James B.	1971-72-73

**P**

Page, J.A.	1937-38
Page, P.F.	1942
Page, Warren Craig	1996-97-98
Paige, Jamal	2009-10
Pair, R.H.	1939
Pallman, Charles M. (Chip)	1968-69-70
Palmer, Thomas M.	1985-86-87-88
Papushak, Jeffrey A.	1991-92-93-94
Paquette, Alex	2007
Parham, R.S.	1926-28
Parker, Edward H.	2005
Parker, Ken	1982-83-84-85
Parker, Stacy J.	1989-90-91-92
Parker, Travis A.	2002-03-04
Parise, Ron	1972
Pasanella, Dave	1983-84
Paschal, William A.	1942
Paschal, William A.	1962-63-64
Pass, James R.	1975-76-77(c)
Patterson, Donald R.	1976-77-78(c)
Patterson, H.W.	1908-09-10-11
Patterson, Jack D.	1951-52
Patton Jr., George Lee	1994-95
Patton, J.S.	1913-14
Patton, James W.	1947-48-49-50
Paul, Jerry L.	1968
Pauline, James V.	1965
Paynem, Robert G.	1975
Pearson, Toby	1984-85-86-87
Peek, Colin D.	2005-07
Peek, J.W.	1945
Peeler, T.B.	1931
Peeler, Patrick	1993
Peebles, Embry	2008-09-10-11
Peebles, Joel T.	1977-78-79-80
Penley Jr., James W.	1965-66-67
Peoples, Kevin L.	1989-90-91-92
Perdoni, Renso G.	1969-70
Perkerson, J.G.	1933-34
Perkerson, L.N.	1939
Perkins, Charles V.	2011-13-14
Perkins Jr., Thomas B.	1978-79
Perry, Elton P.	1954
Perryman, Nathan	1993-94-95-96(c)
Person III, James W.	1968-69
Peters, Jason	2008-09-10-11

Petersen, W.B.	1931-32-33
Peterson, Michael	2008-09-10-11
Petit, J.W.	1946-47-48
Pettis, Terry L.	1987-88-89-90
Pharr, Stephen B.	1989-90-91(c)-92(c)
Phenix Jr., H. Rees	1952-54
Phillips	1919(c)
Phillips, D.J.	1932-33-34(c)
Phillips, G.M.	1915-16-17-19(c)
Phillips, J.R.	1943-44-46-47
Phillips, Jeremy M.	2002
Phillips, Michael D.	1981-82-83
Pierce, Jeffrey A.	1978-79-80-81
Pike, Mark	1982-83-84-85
Pilgrim, Raymond W.	1957-58-59
Piller, Zachery P.	1994
Plaster, R.A.	1940-41-42(c)
Polk, Charles D.	1968-69
Poole, George	1950-51-52
Poole, J.M.	1932-33
Poole, W. Owen	1924-25-26 (c)
Pope, Sean	2010-11-12-13
Pope, E.G.	1946-47-48-49
Poree, Albert	2001
Porter, C.E.	1912
Porter, Joel E.	1973-74-75-76
Porter, John K.	1983-84-85
Porter, John T.	1986-87
Pounds, Cleve	1982-83-84-85
Powell, David C.	1998
Powell, James R.	1959-60
Powers, Steven	2007
Prather, Robert S.	1963
Preas, J.H.	1913-14-15-16
Preston, C.B.	1934-35-36
Pretz, Dick	1950-51-52
Price, Elbert L.	1966
Price, Elliot A.	1974-75-76
Price, Mitchell	1993
Priestley, Jerry M.	1963-64-65
Prokop, E.S.	1942-43
Pund, H.R.	1926-27-28(c)
Putnal, Stephen S.	1971-72-73

## Q

Queen, William L.	1947-48-49
Quigg, B.G.	1939-40
Quinn, Martin	1993
<b>Quinney, Zach</b>	2018
Quinton Jr., Billy D.	1977


## R

Raible, Steven C.	1973-74-75
Raine, J.M.	1935
Rainey, H.W.	1913
Ramplsey, C. Todd	1985-87-88
Randolph, R.L.	1926-27-28
Rank, Matthew B.	1978-79-80
Rassau, Thomas J.	1974
Rathbun, Ira	1950
Ratterman, G.A.	1920
Ray, Darryl	1989-90
Rawlins, Ricky A.	1973
Read, R.C.	1927

Rearden, Joseph W.	2003
Redford, David E.	1951-54
Reed, John N.	1957-58-59
Reed, Lamont S.	1993
Reese, Dominique	2007-08-09-10
Reese, James C.	1990
Reese, Larry C.	1976-77-78
Reeves, H.L.	1923
Reeves, Robert	1924
Register, Gerry G.	1974
Reid Jr., James E.	2004-05
Reid, Lee R.	1959-60-61
Reid, Rashaad	2008-09-10-11
Reid, R.C.	1926
Reilly, Hugh O.	2000-01-02-03(c)
Reis, Christopher E.	2002-03-04-05(c)
Rhino, Chappell	1950-51-52
Rhino, Daniel V.	1974-75-76
Rhino, Kelley W.	1999-00-01-02
Rhino, Randall P.	1972-73-74
Rhodes, Matthew D.	2004-05-06-07
Rhodes, Robert M.	1988
Rice, Anthony L.	1990-91-92-93
Rice, Ronald	1980-81-82-83
Richard II, Darryl	2004-06-07-08 (c)
Richards, C.P.	1939
Richards, Charles James	1994
Richardson, Alpette	1975-78-79
Riddle, Dave	1982
Riggle, John O.	1969-70
Riles, Wayne J.	2006
Rimmer, Walter	1937-38
Ritter, W.O.	1943-44
Rivera, Malik	2018
Roberson, Avery R.	2004-05-06-07
Robert, L.W.	1907
Roberts, C.H.	1933-34
Roberts, Chase	2013
Roberts, Linwood	1954
Roberts, Roderick D.	1996-97-98
Roberts, S.A.	1935-37
Roberts, Zach	2018
Roberts-Blake, Raymond A.	2000-01-02 (c)
Robertson, Darrell T.	2004-05-06-07
Robertson, Greg	1985
Robertson, Justin E.	1995-96-97-98
Robinson, C.B.	1909-10
Robinson, Donald R.	1971-72-73
Robinson, James P.	1972-73-74
Robinson, Leon A.	2001-02-03-04
Robinson, Robie	1950
Robinson, Tony	1997-98-99-00
Robison Jr., David M.	1956-58
Rochester, Denny A.	1979-81-82
Rocker, Albert	2008-09-10
Rodgers, Franklin C.	1951-52-53
Rodriguez, Robert E.	1989-90-91-92
Rodwell, Ryan	2012-14-15-16
Rogers, Alan	1980
Rogers, Bill	1980
Rogers IV, Charles B.	1965
Rogers, Eugene Jackson	2002-03
Rogers, J.R.	1917-18
Rogers, John E. "Charlie"	1995-96-97-98(c)
Rogers, Nicholas Q.	1999-00-01(c)


Rogers, Phillip F.	1995-97-98-99
Rogers, Ronald W.	1994-95-96-97(c)
Rogers, Stuart	1980-81-82-83
Rogers, Travis W.	2005
Rollins, Robert T.	2005
Roof, Terence E. "Ted"	1982-83-84-85(c)
Roof, T.D.	2017
Rook-Chungong, Rod	2014-15-16
Roper, Bradley R.	1977-78
Rosamilia, Mike	1983-84-85-86
Rosamond, W.I.	1935
Rose, John L.	1975-76
Rose, Thomas E.	1955-56-58
Rosinski, Michael D.	1970
Ross, Arthur E.	1950-51
Rotenberry, Paul D.	1954-55-56
Rountree, A.J.	1914
Rowe, Jonathan	2003
Rowlett, Mark	1977
Rucker, Charles A.	1974-75-76-77
Rudolph, Coleman H.	1989-90-91-92(c)
Rudolph, Jake	1950-51-52
Rudolph, John L.	1957-58-59
Ruffin, Larry W.	1951-52-53
Rush, Angelo	1989-90
Rusk, W.	1927-28-29(c)
Rutherford, Bruce F.	1969-71
Rutland, Reginald	1983-84-85-86
Ryckele, A.E.	1941-42

## S



**Lucius Sanford (1975-77)**

Sackett, G.W.	1934
Saint-Amour, Anree	2015-16-17-18
Sale, Oliver H.	1954-55
Salem, Richard	1981-82-83
Salisbury, Kevin M.	1986-87-88-89
Salome, Joe M.	1950
Sammons, David	1994
Sampson, Michael J.	2002
Sanders, C.R.	1939-40-41 (c)
Sanders, Hugh A.	1964
Sanders, Leavitt F.	1972-73
Sanford Jr., Lucius M.	1975-75-76-77 (c)
Santospago, Louis F.	1968
Sargent, John A.	1972-73-74
Saunders, Jalen	2014-15
Saussy, Hugh	1924

Scales III, Herbert K. ....	1974-75-76	Shuman, Jimmy H. ....	1960	Smith, James R. ....	1972	
Scarboro, D.D. ....	1918-19-20-21	Sias, John R. ....	1966-67-68	Smith, Jeffrey L. ....	1973	
Scharfshwerdt, E. ....	1943	Sides, James V. ....	1959-60	Smith, Johnny S. ....	1977-78-79-80	
Scharfshwerdt, William R. ....	1949	Siffr, Joseph C. ....	1987-88-89-90	Smith, Jonathan D. ....	2000-01-02-03	
Schmidgall, David E. ....	2000-01	Simerville, Lester T. ....	1957-58	Smith, Kamau Kofi ....	1995-96-97-98(c)	
Schmidt, Robert K. ....	1978-79	Simmons, Antonio ....	2014-15-16-17	Smith, Michael C. ....	1991-92-93-94	
Schnitzer, Ray L. ....	1974-75-76-77(c)	Simmons, Charlie ....	1991-93-94	Smith, Murry D. ....	1974-75-76	
Schroeder, Christian ....	2003	Simmons, Christopher ....	1987-88-89-90	Smith, Orwin ....	2009-10-11-12	
Schroer, John W. ....	1964-65-66(c)	Simmons, David A. ....	1962-63-64	Smith, O.D. ....	1934	
Schultz, Mark H. ....	1980-81-82	Simmons, DeShaan Z. ....	1995-96-97	Smith, Phil ....	2009-10-11	
Schwetje, Craig ....	1993	Simmons, Lamont ....	2016-17-18	Smith, Sean W. ....	1986-87-88-89	
Scott, Kenneth M. ....	2003-04-05-06	Simmons, Roy F. ....	1975-76-77-78	Smith, Ted N. ....	1955-56-57	
Scott, Franklin R. ....	1990-91-92	Simons, James S. ....	1977-78-79	Smith, Trey ....	2017	
Scott, Rusty ....	2013-15	Sims, David B. ....	1974-75-76	Smith, W.D. ....	1918	
Scotton, Stefan D. ....	1987-88-89-90	Sims, David ....	2010-11-12-13(c)	Smith, W.N. ....	1943	
Scully, David ....	2011-12	Sims, Jack ....	1986	Smoots, Jonathan ....	1983	
Scully, Dennis W. ....	1972-73	Sims, Quentin ....	2009	Smrekar, Jacob ....	1997	
Seager, Tim ....	2013-15	Sims, T.F. ....	1935-36-37(c)	Sneed, P.C. ....	1914	
Seamon, Robert B. ....	1966-67-68	Sims, W.E. ....	1937	Snell, Gary ....	1981	
Searcy, Qua ....	2015-16-17-18	Sinclair, B.W. ....	1909-10	Snider, Luke ....	2007	
Selumbo, Josh ....	2017	Singleton, Timothy M. ....	1957	Snoddy, Broderick ....	2012-13-14-15	
Sellers, Bradley A. ....	2006-07-08-09	Sircy, Walter Z. ....	1960-61-62	Snow, Leonard N. ....	1965-66-67	
Sellinger, Frank L. ....	1965	Sisson, Scott O. ....	1989-90-91-92	Snow, Mike ....	1984-85	
Sendobry, Doug ....	1985-87				Snyder, Kenneth D. ....	1949-50-51
Sennett, Bill ....	1953-54				Snyder, W.R. ....	1907
Senules, Edward A. ....	1975				Solomon, Robert S. ....	1960-61
Senter, J.C. ....	1914-15-16				Sorrells, Tyrone ....	1985-86
Sernulka, Leonard S. ....	1975				Southall, Bruce C. ....	1970-72-73
Serpico, Matt ....	2014				Southard, J.W. ....	1946-47-48-49
Sessions, Lee ....	1924				Southerland, Ken ....	1983-84
Seward Jr., James P. ....	1962-63-64				Spalding, J.J. ....	1908-09-10
Sewell, Charles D. ....	1963-64				Sparks, R. Stan ....	1981
Sewell, Donald R. ....	1976-77-78				Spears Jr., Leon B. ....	1951-52
Sexton, Frank M. ....	1961-62-63	Speer, F. ....	1927-28-30			
Sexton, Thomas K. ....	1976-77	Spence, T.L. ....	1914-15-16			
Shamburger, Ellis L. ....	1954	Spencer, Glenn ....	1982-83-84-85			
Shamburger III, Ellis L. ....	1975-76-77-78	Spioffa Jr., Eugene J. ....	1968-69			
Shank, Donald P. ....	1973-74-75	Spradling, T.L. ....	1932-33			
Shank, Jeffrey E. ....	1977-78 (c)	Spratt, Gerald E. ....	1954			
Sharp, Anthony Scott ....	1994	Sprayberry, J.P. ....	1938-39-40			
Sharpe, John F. ....	1963	Spriggs, David E. ....	1949			
Shaver, T.W. ....	1917	Stacy, G.T. ....	1934			
Shaw, C.F. ....	1933-34	Stallard, Kyle ....	2014			
Shaw, C. Brandon ....	1995-96-97	Stallings, Larry ....	1960-61-62			
Shaw, Gene ....	1938-39-40	Stallworth, Cedric T. ....	1985-86-87-88 (c)			
Shaw, Jared "Jaybo" ....	2008-09	Stallworth, Dexter ....	1994-95-96			
Shaw, William L. ....	1958-59-60	Stamps Jr., Charles W. ....	1972			
Sheffer Jr., Powell P. ....	1949-50-51	Stanfill, Tom ....	1980-81-83			
Sheffield, Mark J. ....	1979-80-81-82	Stanley, Jimmy ....	1980-81			
Sheldon, R.W. ....	1941-42	Stansbury, M. Todd ....	1981			
Shell Jr., John W. ....	1963	Stargel, Tyler ....	2013-14-15			
Shepard, Derrick L. ....	1994-95-96-97	Staton, A.H. ....	1919-20-21-22			
Sheppard, Steve V. ....	1975-76-77	Staton, J.C. ....	1920-21-22-23			
Sheridan, Michael A. ....	1995-96-97-98	Steadman, David A. ....	1961			
Sheridan, Robert E. ....	1961	Steagall, Derrick L. ....	1993-94-95-97			
Sherman, Robert G. ....	1951-52-53	Stebber, John W. ....	1943(c)			
Sherrill, Jeff ....	1986	Steele, John A. ....	1974-76-77			
Shields, William D. ....	1972-73-74	Stegall, C.R. ....	1912			
Shiver, David N. ....	1968-69-70	Stegall, William David ....	1988-89-90-91			
Shoemaker Jr., Jacob W. ....	1952-53	Stein, Wilbur ....	1941-42-43			
Shook, Claude E. ....	1965-66-67	Stephens, Rodrequis L. ....	1984-86-87-88			
Showman, Mark A. ....	1975-76	Stephenson, Donald P. ....	1955-56-57(c)			
Shuberg, David A. ....	1992	Stevens, James A. ....	1972-73			
Shuler, Theodore R. ....	1951-52	Stevenson, Joel C. ....	1966-67-68(c)			
Shulman, I. ....	1927-28	Stevenson, Robert O. ....	1971-72-73			

Stewart, Brad	2015-16-17-18
Stewart, Ryan E.	1992-93-94-95(c)
Stickler, Jake	2016-17
Still, J.E.	1946-47
Stimson, Nathan K.	1996-98
Stokes, Ivey J.	1978-79-80
Stone, Robert M.	1957-58
Story, Lyles W.	1966-67-68
Stover, Clarence B.	1980
Stradley, Jim	1986
Strain Jr., Lee O.	1959
Street, W.O.	1934-35
Strickland, David L.	1976-77
Strickland, R.E.	1929-30
Strickland, Vernon	1994-95
Stroebel, Trevor	2013-14
Strohmeier, Richard F.	1989
Strom, Rick	1983-84-86-87
Strom, Robert B.	1969
Stroman, Graham L.	1993-94
Strupper, George E.	1915-16-17
Studdard, Larry G.	1969-70-71
Sudderth, James T.	1963
Suggs, Aaron J.	2002-03
Summer, James L.	1953-54-55
Summers, Michael	2013-14
Sumpter, Levon	1978
Sutton, S.B.	1939-40-41
Swaim, James C.	1968
Swanson, David H.	1981
Swanson, George P.	1959-60-61
Sweeting, Rod.	2009-10-11-12
Swilling, Brady	2015-17
Swilling, Darrell G.	1988-89-90-91
Swilling, Jerry Kenneth	1988-89-90-91
Swilling, Pat	1982-83-84-85
Sykes, Lewis W.	1949-50
Sykora, James J.	1974
Sylvester, Steven	2008-09-10-11 (c)



**Pat Swilling (1982-85)**

Tanner, Chris	2009-12
Tarplin, Jesse A.	1995-96-97-98
Tarquino, Gavin C.	2003-05
Tarrant, Jerrard	2009-10
Tattich, Robert B.	1974
Taylor, Cooper	2008-09
Taylor, James S.	1967
Taylor, Jim B.	1981-82
Taylor, Kenneth T.	1978-79-80
Taylor, Michael H.	1976-78(c)
Taylor, Rumsey B.	1948-49
Taylor, Tom	1982-83
Taylor Jr., John H.	1963-64
Teas Jr., William T.	1952-53
Tedder, David K.	1976
Teknipp, Tyler	2015
Templeton, Peden	1950
Terry, James L.	1975
Tetterton, Alex G.	1999-00-01
Thaden, Bill	1950-51-52
Tharpe, E.S.	1935-36
Tharpe, Mack	1924-25-26
Tharpe, R.H.	1931-32-33(c)
Theodocion, Charles D.	1952-56-57
Thomas, Landers A.	1987-88
Thigpen Jr., Robert F.	1971-72
Thomas, Andre A.	1985-86-87-88
Thomas, Andy	1983
<b>Thomas, Charlie</b>	2018
Thomas, Darrell	1979-80
Thomas, Demaryius	2007-08-09
Thomas, Eric F.	1986-87-88-89(c)
Thomas, Jemea	2009, 2011-12-13(c)
Thomas, John J.	1983-84-85
<b>Thomas, Juanyeh</b>	2018
Thomas, Justin	2013-14(c)-15(c)-16(c)
Thomas, Levon	2001-02-03-04
Thomas, Robert D.	1962
Thomas, Robert P.	1975-77-79
Thomas, Ted	1956-57-58
Thomason, E.K.	1911-12-13
Thomason, J.G.	1927-28-29
Thomason, John M.	1956
Thompson, Alex	1998
Thompson, Charles K.	1959
Thompson, Jimmy E.	1954-55-56
Thompson, Kenny	1981
Thompson, Larry	1945
Thompson, E.O.	1934-35
Thompson Jr., Roy L.	1949
Thomson, Andrew	2003-04
Thrash, K.M.	1926-27-28
Thrash, W.G.	1938
Thrash Jr., Kenneth M.	1955-56
Thurson, Theodore N.	1979-80-81-82
Thurson, Timothy H.	1978-79
Thweatt	1917
Tibbetts Jr., Marvin O.	1958-59-60
Tidwell, Robert H.	1957
Tidwell-Neal, Andrew C.	2001-02-03-04(c)
Tierney, Clarence L.	1974-75-76
Tiggle, Calvin B.	1989-90
Tillman, Travares A.	1996-97-98-99(c)
Timmons, Stephen G.	1971
Tinsley, P.R.	1943-44(c)
Tisdell, Kevin A.	1990-91-92
Tobin, Sean	2011-13-14-15
Tolbert, Troy T.	1997-98-2000
Toner, Donald W.	1961-62
Tongo, Osahon	2007-08-09
Tortorici, Anthony J.	1989

Trainer Jr., Cecil E.	1951-52-53
Trapnell, James H.	1964-66
Travis, Kyle	2011-12-13-14
Travis, Mike	1982-83-84-85
Travis, Scott E.	1990-91-92
Trawick, C.B.	1913
Traylor, Robert	1955-56
Tucci, John A.	1972-73
Tucker, Taalib S.	2005-06
Tuminello, Kevin J.	2004-05-06-07
Turner, Glenn O.	1951-52-53
Turner III, Dewitt T.	1965-66-67
Turrentine, Thomas L.	1971-72
Tye, Leonidas W.	1958

## U

Ulrich	1917
Urczyk, Jeffrey L.	1973-74-75
Uremovich, Matthew	1999
Usher, Myron Finesse	2004
Usry, Joe	1922-23-24
Utt, Benjamin M.	1978-79-80
Uzzi, Omoregie	2009-10-11-12(c)

## V

Vance, John Todd	1991-92-93-94
Van Dora, Tash J.	1968-69
Vann, Ronald	1956-57
Varner, Edwin S.	1964-65
Veazey, Norman D.	1957-58
Vereen, Carl H.	1953-54-55-56
Vereen, Orville P.	1951-52-53 (c)
Vernau, Charles A.	1993-94-95
Vernon, Tyler	2017
Vezey Jr., Stanley A.	1969-70
Vickers, Paul A.	1955-56-57
Viereck, G.W.	1931-32
Vines, John E.	1950-51
Vitunic, Joseph A.	1967-69
Volkert, George A.	1953-54-55-56 (c)
Volley Jr., Lynwood	1978-79-80
VonWeller, P.J.	1928
Voss, Dan	2006-07-08-09


## W

Waddey, F.O.	1927-28
Wakefield, M.L.	1943
Walker, Alex	2008
Walker, Keenan E.	1991-92-93
Walker, Steve C.	1978-79
Walker, Vance J.	2005-06-07-08 (c)
Walker, Warren L.	1970
Wallace, Donald W.	1966-68
Wallace, Kyle P.	2001-02-03-04
Waller, Darren	2011-12-13-14
Walls, Lance	2008
Walls, Levi	2007
Walls, Logan	2008-09-10-11
Warner, R.J.	1934
Warren, Harry C.	1966
Washington, Tevin	2010-11-12(c)
Waskey, Carlton B.	1960-61
Waters, J. Alan	1988-89-90-91
Waters, Dean B.	1979-81-82-83



## ALL-TIME LETTERWINNERS

Waters, Mitch.....	1985-86	Williams, B.W.....	1944-45-47
Watkins, G.C.....	1927-28-29	Williams, C.W.....	1932-33-34
Watkins, Hugh R.....	1962-63-64	Williams, Chirod A.....	2002-03-04
Watkins, James F.....	1956-57-58(c)	Williams, Darius L.....	2003-04
Watkins, Kerry J.....	1999-00-01-02(c)	Williams, Gary T.....	1963-64-65
Watson, Alonzo.....	1985-86-87-88	Williams, I.A.....	1923-24-25
Watson, Carl D.....	1960-61-62	Williams, John B.....	1975
Watson, Merrix W.....	1998-99-00-01	Williams, John W.....	1968-69-70
Watson, Richard.....	2009-10-11	Williams, Jerrelle L.....	1988-89-90-91
Watterworth, Bradley A.....	1975	Williams, Marlon C.....	1990-91-92-93
Watts, Brandon.....	2010-11-12-13	Williams, Michael A.....	1990-91-92-93
Weaver, Dean.....	1984-85-86-87	Williams, Mitchell.....	2015
Weaver, John B.....	1966-67-68	Williams, Larry E.....	1969
Weaver, Keith B.....	1995	Williams, Rodney C.....	1995-96-97-98
Weaver, William H.....	1989-90-91-92	Williams, Samuel A.....	2006
Webb, B.P.....	1918-19-20	Williams, Sidney E.....	1949-50-51
Webb, G.I.....	1939-40-41	Williams Jr., Calvin L.....	1994-95-96
Webster, Grady F.....	1954	Williamson, Grady Lee.....	1988-89
Weigle, John.....	1950	Williamson, William M.....	1959-60-61(c)
Weiman, Edward A.....	1961-62-63	Willis, Isiah.....	2014-15-16
Weimerskirch, Quaide.....	2016-17	Willoch, Raymond.....	1953-54
Welch, John J.....	1959-60	Wills, John T.....	1952
Welchel, Dan.....	1917	Wilson, Casey.....	2015-16-17
Wellington, Ralph W.....	1962	Wilson, Don.....	1984-85-86-87
Wells, Thomas E.....	1958-59-60	Wilson, J.I.....	1943-44
<b>Wells, Wesley</b> .....	2018	Wilson, Kenneth J.....	1987-88-89
Werner, S.A.....	1923	Wilson, William C.....	1961-62
West, G.R.....	1916	Wimbush, Recardo L.....	1999-00-01-02(c)
West, Charles G.....	1952	Winegar, James M.....	1978
West, W.P.....	1941-42	Wingo, Gary L.....	1971
Westbrook, J.J.....	1927-28-29	Wingender, Thomas K.....	1960-61-62(c)
Westbrook Jr., Jack.....	1980-81-82-83	Wise, Daryl D.....	1983-84
Westmoreland, Marc.....	1996	Wisman, Witt B.....	1971-72-73
Whately, Melvin.....	1998	Witherspoon III, Dan.....	1994-96-97
Whealer, Edward O.....	1972-73-74-75	Wolfe, Richard C.....	1969
Wheat, Johnny L.....	1949-50-51	Wolfe, Robert V.....	1984
Wheby, E.M.....	1938-39	Wood, C.R.....	1937-38-39
Wheeler, Philip.....	2003-05-06-07	Wood, Dan L.....	1979-80
Whisenhunt, Ken.....	1981-82-83-84	Wood, Duane R.....	1979-80-81-82
White, Bret C.....	2006-07-08	Woodall, Timothy M.....	1968
White, D.J.....	2012-13-14-15(c)	Woodhull, Maury T.....	1968
White, Edward Dezman.....	1997-98-99	Woods, Christopher J.....	2003-04-05
White, Mark J.....	1985-86-87-88	Woods, James W.....	1975-76
White, Willie.....	2008	Wolf, John R.....	1955
Whitehead, Kenderius.....	2015	Word-Daniels Jahl L.....	2005-06-07-08
Whitley, Jake.....	2015	Wright.....	1925
Wilcox, A.L.....	1936-37-38	Wright, Frederick N.....	2000-01-02
Wilcox, E.D.....	1932-33-34	Wright, Harry.....	1950-51-52
Wilcox, Eric D.....	1966-67-68	Wright, J.E.....	1939-40-41(c)
Wilcox, J.R.....	1933-34-35	Wright, James L.....	1964-65-66
Wilcox, Reggie D.....	1997-98-99	Wright, Jeffrey M.....	1990-91-92-93
Wilder, Edwin.....	1997-98-99-00	Wright, John W.....	1961-62
Wiley, Charles A.....	1995-96-97-98	Wright, Marcus.....	2008, 2010
Wiley, Floyd M.....	1955-56	Wrotto, Mansfield C.....	2003-04-05-06
Wilhoit, Billy.....	1943	Wycoff, S.D.....	1923-24-25
Wilkerson, Rodney K.....	1991-92-93-94	Wysong, Michael J.....	1968-69-70
Wilkes, Gregory C.....	1967-69		
Wilkes, Reginald W.....	1974-75-76-77		
Wilkins, Brian E.....	1995-96-97-98		
Wilkins, G.C.....	1940		
Wilkins, Gary C.....	1981-82-83-84		
Wilkinson, Gerris.....	2002-03-04-05(c)		
Wilkins, Scott.....	1998		
Williams, Anthony.....	2011-12-13		
Williams, A.S.....	1929-31-32		

**Ken Whisenhunt (1981-84)****Y**

Yahiaoui, Mohamed.....	2005-06, 08
Yandell, Clyde.....	2008-09
Yates, Brian J.....	1979
Yates, George B.....	1962-63
Yeager, Bruce D.....	1974-75-76-77
Young, Christopher L.....	1998-99-00-01(c)
Young, Clyde A.....	1951-52
Young, Louis.....	2010-11-12-13

**Z**

Zachery, Cedric T.....	1992-93-94-95
Zawoysky, Ronald J.....	1969
Zenon, Tony.....	2011-12-13-14
Ziegler, F.R.....	1946-47-48
Ziegler, John A.....	1960
Zimmerman, Jeff.....	1986-87

(c) Team captain



### 1944

LE Joe Daniel  
LT Jack Glenn  
LG Roland Phillip  
C Paul Duke  
RG George Hills  
RT Deane Gaines  
RE Phil Tinsley  
QB Johnny McIntosh  
FB Billy Williams  
HB Frank Broyles  
RHB George Mathews

### 1945

LE Bill Busbin  
LT Bob Davis  
LG George Hills  
C Paul Duke  
RG Buck Doyal  
RT Deane Gaines  
RE Walter Kilzer  
QB Ed Holsinger  
FB Johnny McIntosh  
LHB George Mathews  
RHB Jack Peek

### 1946

LE Jimmy Jordan  
LT Bob Davis  
LG Bill Healy  
C Paul Duke  
RG Ewell Pope  
RT Ralph Slaten  
RE George Brodnax  
QB Frank Broyles  
FB Allen Bowen  
LHB George Mathews  
RHB Pat McHugh

### 1947

LE J.W. Castleberry  
LT R.L. Slaten  
LG J.R. Phillips  
C L.W. Hook  
RG Bill Healy  
RT Bobby Davis  
RE George Brodnax  
QB Jimmy Southard  
Jim Still  
FB Frank Zeigler  
LHB George Mathews  
RHB Jim Petit

### 1948

LE Jack Griffin  
LT Dan Bradach  
LG Ewell Pope  
C L.W. Hook  
RG Bill Healy  
RT Tom Coleman  
RE George Brodnax  
QB Jimmy Southard  
FB Jim Petit  
LHB Frank Ziegler  
RHB Bob McCoy

### 1949

LE Jack Griffin  
LT Tom Coleman  
LG Ewell Pope  
C Bob Bossons  
RG Buck Doyal  
RT Dan Bradach  
RE Dick Harvin  
QB Jimmy Southard  
FB Morris Harrison  
LHB Buster Humphreys  
RHB Bob McCoy

### 1950

LE Dick Harvin  
LT Ray Beck  
LG John Vines  
C Bob Bossons  
RG D. Flanagan  
RT Hal Miller  
RE Henry Ferris  
QB Darrell Crawford  
FB Bobby North  
HB Bob McCoy  
HB Buster Humphreys  
James Patton

### 1951

#### OFFENSE

LE Jeff Knox  
LT Lum Snyder  
LG Ed Gossage  
C Pete Brown  
RG Ray Beck  
RT Hal Miller  
RE Buck Martin  
QB Darrell Crawford  
FB George Maloof  
HB Leon Hardeman  
HB John Hicks  
K Pepper Rodgers

#### DEFENSE

LE Sid Williams  
LT Bill Thaden  
LG Ed Carithers  
RG Ray Beck  
RT Lamar Wheat  
RE Pete Ferris  
LB Larry Morris  
LB George Morris  
HB Bobby Moorhead  
HB Charlie Brannon  
S Jakie Rudolph  
P Dave Davis

### 1952

#### OFFENSE

LE Jeff Knox  
LT Matt Lyons  
LG Ed Gossage  
C Pete Brown  
RG Jake Shoemaker  
RT Hal Miller

RE Buck Martin  
QB Bill Brigman  
FB Glenn Turner  
HB Leon Hardeman  
HB Bill Teas  
K Pepper Rodgers

#### DEFENSE

LE Sam Hensley  
LT Bill Thaden  
LG Orville Vereen  
RG Roger Frey  
RT Bob Sherman  
RE Cecil Trainer  
LB George Morris  
LB Larry Morris  
HB Bobby Moorhead  
HB Charlie Brannon  
C Jake Rudolph  
P Dave Davis

### 1953

LE Sam Hensley  
LT Roger Frey  
LG Franklin Brooks  
C Larry Morris  
RG Orville Vereen  
RT Bob Sherman  
RE Henry Hair  
QB Pepper Rodgers  
FB Glenn Turner  
HB Leon Hardeman  
HB Billy Teas  
P Dave Davis

### 1954

LE Bill Sennett  
LT Carl Vereen  
LG Franklin Brooks  
C Larry Morris  
RG Bill Fulcher  
RT Ormand Anderson  
RE Henry Hair  
QB Wade Mitchell  
FB George Humphreys  
HB Paul Rotenberry  
HB Billy Teas  
P Johnny Menger

### 1955

LE Tommy Rose  
LT Carl Vereen  
LG Franklin Brooks  
C Jimmy Morris  
RG Allen Ecker  
RT Ken Thrash  
RE Don Ellis  
QB Wade Mitchell  
FB Dickie Mattison  
HB Paul Rotenberry  
HB George Volkert  
P Johnny Menger

### 1956

LE Tommy Rose  
LT Carl Vereen  
LG Jimmy Johnson  
C Don Stephenson  
RG Allen Ecker  
RT Ormand Anderson  
RE Don Ellis  
QB Wade Mitchell  
FB Ken Owen  
HB Paul Rotenberry  
HB George Volkert  
P Ken Owen

### 1957

LE Jerry Nabors  
LT Urban Henry  
LG Dan Theodocion  
C Don Stephenson  
RG Leon Askew  
RT Rausey Mason  
RE Ted Smith  
QB Fred Braselton  
FB Lester Simerville  
HB Stan Flowers  
HB Cal James  
P Jerry Nabors

### 1958

LE Jerome Green  
LT Rausey Mason  
LG Bob Stone  
C Maxie Baughan  
RG John Neal Reed  
RT Ted Thomas  
RE Gerald Burch  
QB Fred Braselton  
FB Floyd Faucette  
HB Cal James  
HB Frank Nix  
P Gerald Burch

### 1959

LE Gerald Burch  
LT Billy Shaw  
LG Harold Erickson  
C Maxie Baughan  
RG John Neal Reed  
RT Toby Deese  
RE Jack Rudolph  
QB Marvin Tibbetts  
FB Taz Anderson  
HB Floyd Faucette  
HB Billy Williamson  
P Gerald Burch

### 1960

LE Gerald Burch  
LT Billy Shaw  
LG Harold Erickson  
C Willie McGaughey  
RG Dave Watson  
RT Ed Nutting  
RE Taz Anderson  
QB Stan Gann

FB Ben Smith  
HB Chick Graning  
HB Billy Williamson  
P Don Coker

### 1961

LE Ted Davis  
LT Ed Griffin  
LG Harold Erickson  
C Willie McGaughey  
RG Dave Watson  
RT Larry Stallings  
RE Bob Solomon  
QB Stan Gann  
FB Mike McNames  
HB Chick Graning  
HB Billy Williamson  
P Billy Lothridge

### 1962

LE Ted Davis  
LT Ed Griffin  
LG Rufus Guthrie  
C Bobby Caldwell  
RG Dave Watson  
RT Larry Stallings  
RE Billy Martin  
DS Don Toner  
QB Billy Lothridge  
FB Mike McNames  
HB Joe Auer  
HB Zollie Sircy  
P/K Billy Lothridge

### 1963

LE Ted Davis  
LT Bill Farrington  
LG Brad Yates  
C Dave Simmons  
RG Jimmy Seward  
RT Joe Chapman  
RE Billy Martin  
LB Ed Weinman  
QB Billy Lothridge  
FB Ray Mendheim  
HB Joe Auer  
HB Johnny Gresham  
P/K Billy Lothridge

### 1964

#### OFFENSE

SE Mike Fortier  
LT Bill Moor  
LG Joe Colvin  
C Bill Curry  
RG Bill Myddelton  
RT Tom Ballard  
TE Gary Williams  
QB Jerry Priestley  
FB Jeff Davis  
HB Johnny Gresham  
HB Terry Haddock  
K Bunky Henry



## STARTING LINEUPS

**DEFENSE**

OLB Dave Austin  
DL Billy Schroer  
DL John Battle  
DL Jimmy Seward  
OLB Steve Copeland  
ILB Dave Simmons  
ILB W.J. Blane  
CB Gerry Bussell  
CB Tommy Jackson  
SS Tommy Bleick  
FS Haven Kicklighter  
P Jerry Priestley

**1965****OFFENSE**

SE Mike Fortier  
LT Bill Mooror  
LG Joe Colvin  
C Jim Breland  
RG Bill Myddelton  
RT Lamar Wright  
TE Gary Williams  
QB Kim King  
FB Tommy Carlisle  
TB Lenny Snow  
FL Craig Baynham  
K Bunky Henry

**DEFENSE**

OLB Bill Ellis  
DL Billy Schroer  
DL John Battle  
DL Buddy McCoy  
OLB Steve Copeland  
ILB Randall Edmunds  
ILB W.J. Blane  
CB Tommy Bleick  
CB Bill Eastman  
SS Haven Kicklighter  
FS Sammy Burke  
P Jerry Priestley

**1966****OFFENSE**

SE Mike Fortier  
LT Bill Mooror  
LG Buddy McCoy  
C Jim Breland  
RG Rick Nelson  
RT Lamar Wright  
TE Steve Almond  
QB Kim King  
FB Doc Harvin  
TB Lenny Snow  
FL Craig Baynham  
K Bunky Henry

**DEFENSE**

OLB Eric Wilcox  
DL Mike Ashmore  
LB Billy Schroer  
DL John Lagana  
OLB Tommy Carlisle  
ILB W.J. Blane

ILB Randall Edmunds  
CB Bill Eastman  
CB Haven Kicklighter  
SS Giles Smith  
FS Sammy Burke  
P Charlie Mason

**1967****OFFENSE**

SE Joel Stevenson  
LT Rick Nelson  
LG Joe Vitunic  
C Billy Kidd  
RG Lamar Melvin  
RT Jim Penley  
TE Steve Almond  
QB Kim King  
FB Doc Harvin  
TB Lenny Snow  
FL John Sias  
K Tommy Carmichael

**DEFENSE**

OLB Tommy Carlisle  
DL John Lagana  
DL Claude Shook  
DL Mike Ashmore  
OLB Chris Denny  
ILB Randall Edmunds  
ILB Eric Wilcox  
CB Joe Bill Faith  
CB Bill Eastman  
SS David Barber  
FS Bill Kinard  
P Tommy Chapman

**1968****OFFENSE**

SE Tim Woodall  
LT Galin Murnford  
LG Mike Bradley  
C John Collins  
RG Todd Woodhull  
RT Terry Story  
TE Joel Stevenson  
QB Larry Good  
FB John Weaver  
TB Dennis James  
FL John Sias  
K Johnny Duncan

**DEFENSE**

OLB Steve Foster  
DL Eric Wilcox  
DL Bob Seamon  
DL Lou Santospago  
OLB Mike Glad  
ILB Bill Flowers  
ILB Steve DeBardelaben  
CB Mike Wyosong  
CB Joe Bill Faith  
SS Bill Kinard  
FS Tash van Dora  
P Tommy Chapman

**1969****OFFENSE**

SE Larry Studdard  
LT Al Hutko  
LG Joe Vitunic  
C John Callan  
RG Mark Bradley  
RT Richard Gardner  
TE Steve Norris  
QB Jack Williams  
FB Steve Harkey  
TB Brent Cunningham  
FL Herman Lam  
K Jack Moore

**DEFENSE**

OLB Randy Duckworth  
DL Rock Perdoni  
LB Stan Beavers  
DL Sid Gunter  
OLB Smylie Gebhart  
ILB Buck Shiver  
ILB John Riggie  
CB Rick Lewis  
CB Jeff Ford  
SS Bubba Hoats  
FS Mike Wyosong  
P Tommy Chapman

**1970****OFFENSE**

SE Larry Studdard  
LT Glenn Costello  
LG Richard Gardner  
C John Callan  
RG Al Hutko  
RT Rick Lantz  
TE Steve Foster  
QB Eddie McAshan  
FB Steve Harkey  
TB Rob Healy  
FL Brent Cunningham  
K Jack Moore

**DEFENSE**

OLB Brad Bourne  
DL Rock Perdoni  
LB Gary Carden  
DL Jim Broome  
OLB Smylie Gebhart  
ILB Buck Shiver  
ILB Bill Flowers  
CB Rick Lewis  
CB Jeff Ford  
SS Dave Beavin  
FS Bubba Hoats  
P Chip Pallman

**1971****OFFENSE**

SE Jim Owings  
LT Glenn Costello  
LG Al Hutko  
C John Callan  
RG Scott Engel

RT Rick Lantz  
TE Mike Owen  
QB Eddie McAshan  
FB Rob Healy  
TB Greg Horne  
FL Brent Cunningham  
K Bobby Thigpen

**DEFENSE**

OLB Randy Duckworth  
DL Joe Gaston  
LB Stan Beavers  
DL Brad Bourne  
OLB Smylie Gebhart  
ILB Gary Carden  
ILB Bruce Elliott  
CB Mike McKenzie  
CB Jeff Ford  
SS Dave Beavin  
FS Gary Faulkner  
P Dick Bowley

**1972****OFFENSE**

SE Jimmy Robinson  
LT Don Robinson  
LG John Sargent  
C Pete Geren  
RG Glenn Costello  
RT Rick Lantz  
TE Mike Owen  
QB Eddie McAshan  
FB Rob Healy  
TB Greg Horne  
FL Jim Owings  
K Bobby Thigpen

**DEFENSE**

OLB Beau Bruce  
DE Joe Gaston  
NG Steve Putnal  
DE Tim Macy  
OLB Brad Bourne  
ILB Bruce Elliott  
ILB Gary Carden  
CB Mike McKenzie  
CB Randy Rhino  
SS Witt Wisman  
FS Scott Bridge  
P Dick Bowley

**1973****OFFENSE**

SE Jimmy Robinson  
LT Scott BeVier  
LG Don Robinson  
C Rowland Bradford  
RG Bill McLeod  
RT Billy Shields  
TE Mark Fields  
QB Jim Stevens  
FB Bruce Southall  
TB Greg Horne  
FL Jim Owings  
K Cam Bonifay

**DEFENSE**

OLB Beau Bruce  
DE Richard Gibney  
NG Steve Putnal  
DE Bobby Daffer  
OLB Don Shank  
ILB Joe Harris  
ILB Stan Long  
CB Mike McKenzie  
CB Scott Bridge  
SS Witt Wisman  
FS Randy Rhino  
P Dick Bowley

**1974****OFFENSE**

SE Jimmy Robinson  
LT Jeff Urczyk  
LG Mark Hunter  
C Leo Tierney  
RG Bill McLeod  
RT Billy Shields  
TE Steve Raible  
QB Danny Myers  
FB Pat Moriarty  
TB David Sims  
FL Adrian Rucker  
K Danny Smith

**DEFENSE**

OLB Bruce Elliott  
DE Red McDaniel  
NG Bob Bowen  
DE Rick Gibney  
OLB Lucius Sanford  
ILB Joe Harris  
ILB Tony Daykin  
CB Randy Rhino  
CB Gil Kyle  
SS Eddie Porter  
FS Danny Rhino  
P Mike Johnson

**1975****OFFENSE**

SE Elliott Price  
LT Jeff Urczyk  
LG Mark Hunter  
C Leo Tierney  
RG Alex Bryan  
RT Bob Curley  
TE Steve Raible  
QB Danny Myers  
FB Pat Moriarty  
TB David Sims  
FL Bucky Shamburger  
K Don Bessillieu

**DEFENSE**

OLB Freeman Colbert  
DE Red McDaniel  
LB Lawton Hydriek  
DE Rick Gibney  
OLB Reggie Wilkes  
ILB Bob Bowen



ILB Lucius Sanford  
CB Danny Rhino  
CB Gil Kyle  
SS Tony Daykin  
FS Don Bessillieu  
P Harper Brown

### 1976

#### OFFENSE

SE John Steele  
LT Roy Simmons  
LG Randy Pass  
C Leo Tierney  
RG Elliott Price  
RT Jay Garrett  
TE Donnie Sewell  
QB Gary Lanier  
FB David Sims  
TB Eddie Lee Ivery  
FL Adrian Rucker  
K Danny Smith

#### DEFENSE

OLB Reggie Wilkes  
DE Mike Blanton  
NG Mike Cutting  
DE Bob Bowen  
OLB Freeman Colbert  
ILB Lucius Sanford  
ILB Mackel Harris  
CB Eddie Porter  
CB Danny Rhino  
SS Tony Daykin  
FS Don Bessillieu  
P Harper Brown

### 1977

#### OFFENSE

SE Drew Hill  
LT Mike Taylor  
LG Randy Pass  
C Tom Daniel  
RG Terrell Osborne  
RT Kent Hill  
TE Bruce Yeager  
QB Gary Lanier  
FB Rodney Lee  
TB Eddie Lee Ivery  
FL Bucky Shamburger  
K Johnny Smith

#### DEFENSE

OLB Reggie Wilkes  
DE Mike Blanton  
NG Mike Cutting  
DE Roy Simmons  
OLB Freeman Colbert  
ILB Lucius Sanford  
ILB Mackel Harris  
CB Jeff Shank  
CB Donald Patterson  
SS Lawrence Lowe  
FS Don Bessillieu  
P Ted Peebles

### 1978

#### OFFENSE

SE Drew Hill  
LT Mike Taylor  
LG Roy Simmons  
C Scott Simons  
RG Ben Utt  
RT Kent Hill  
TE Donnie Sewell  
QB Mike Kelley  
FB Rodney Lee  
TB Eddie Lee Ivery  
FL Bucky Shamburger  
K Johnny Smith

#### DEFENSE

OLB Al Richardson  
DE Mike Blanton  
NG Ivey Stokes  
DE Mark Bradley  
OLB Mackel Harris  
ILB Henry Johnson  
ILB Mike Helm  
CB Donald Patterson  
CB Ken Taylor  
SS Lawrence Lowe  
FS Don Bessillieu  
P Jeff Pierce

### 1979

#### OFFENSE

SE Kris Kentera  
LT David Lutz  
LG Clint Mornon  
C Scott Simons  
RG Ben Utt  
RT Tom Daniel  
TE George Moore  
QB Mike Kelley  
FB Ronny Cone  
TB Bo Thomas  
FL Leon Chadwick  
K Johnny Smith

#### DEFENSE

OLB Al Richardson  
DE Rick Olive  
NG Ivey Stokes  
DE Lynwood Volley  
OLB Lance Skelton  
ILB Henry Johnson  
ILB Bill Haley  
CB Kevin Schmidt  
CB Ken Taylor  
SS Mark Sheffield  
FS Lawrence Lowe  
P Jeff Pierce

### 1980

#### OFFENSE

SE Marlon Heggs  
LT Ellis Gardner  
LG Ken Howell  
C Mark Schultz  
RG Ben Utt

RT David Lutz  
TE Glenn Etheridge  
QB Mike Kelley  
FB Ronny Cone  
TB Matt Bryant  
FL Leon Chadwick  
K Johnny Smith

#### DEFENSE

OLB Lance Skelton  
DT Marvin Dyett  
NG Mark Bradley  
DT Lynwood Volley  
OLB Robert Jaracz  
ILB Duane Wood  
ILB Steve Mooney  
CB Ken Taylor  
CB Ted Thurston  
SS Mark Sheffield  
FS Lawrence Lowe  
P Jeff Pierce

### 1981

#### OFFENSE

SE Kenny Thompson  
LT Ellis Gardner  
LG Ken Howell  
C Dean Waters  
RG Derek Gwinn  
RT David Lutz  
TE Glenn Etheridge  
QB Mike Kelley  
FB Ronny Cone  
TB Robert Lavette  
FL Jeff Keisler  
K Ron Rice

#### DEFENSE

OLB Lance Skelton  
DT Marvin Dyett  
NG Wally Cawthon  
DT Mark Bradley  
OLB Robert Jaracz  
ILB Duane Wood  
ILB Rob Horton  
CB Paul Menegazzi  
CB Ted Thurston  
SS Mark Sheffield  
FS Sammy Brown  
P Jeff Pierce

### 1982

#### OFFENSE

SE Darrell Norton  
LT Ellis Gardner  
LG Ken Howell  
C Dean Waters  
RG Mark Schultz  
RT David Lutz  
TE Gary Wilkins  
QB Jim Bob Taylor  
FB Eddie Fortier  
TB Robert Lavette  
FL Jeff Keisler  
K Ron Rice

#### DEFENSE

OLB Dante Jones  
DT Marvin Dyett  
NG Donnie Chisholm  
DT Bobby Hodge  
OLB Robert Jaracz  
ILB Duane Wood  
ILB Rob Horton  
CB Mike Travis  
CB Ted Thurston  
SS Jack Westbrook  
FS Sammy Brown  
P Ron Rice

### 1983

#### OFFENSE

SE Darrell Norton  
LT John Ivermeyer  
LG Derek Gwinn  
C Dean Waters  
RG Tony Kepano  
RT John Davis  
TE Ken Whisenhunt  
QB John Dewberry  
FB Ronny Cone  
TB Robert Lavette  
FL Darryl Wise  
K Ron Rice

#### DEFENSE

OLB Pat Swilling  
DT Bobby Hodge  
NG Donnie Chisholm  
DT Glenn Spencer  
OLB Dante Jones  
ILB Rob Horton  
ILB Ted Roof  
CB Mike Travis  
CB Reginald Rutland  
SS Jack Westbrook  
FS Toby Lantz  
P Ron Rice

### 1984

#### OFFENSE

SE Darrell Norton  
LT John Ivermeyer  
LG John Thomas  
C John Davis  
RG Tony Kepano  
RT Pete Blazek  
TE Ken Whisenhunt  
QB John Dewberry  
FB Keith Glanton  
TB Robert Lavette  
FL Mike Harrington  
K David Bell

#### DEFENSE

OLB Pat Swilling  
DT Glenn Spencer  
NG Donnie Chisholm  
DT Ken Parker  
OLB Dante Jones  
ILB Ted Roof

ILB Jim Anderson  
CB Mike Travis  
CB Reginald Rutland  
SS Cleve Pounds  
FS Anthony Harrison  
P Mike Snow

### 1985

#### OFFENSE

SE Gary Lee  
LT John Ivermeyer  
LG John Thomas  
C Andy Hearn  
RG Sam Bracken  
RT John Davis  
TE Robert Massey  
QB John Dewberry  
FB Malcolm King  
RB Cory Collier  
FL Toby Pearson  
K Thomas Palmer

#### DEFENSE

OLB Pat Swilling  
DT Ken Parker  
NG Ivery Lee  
DT Mark Pike  
BA Mark Hogan  
ILB Ted Roof  
ILB Jim Anderson  
CB Reginald Rutland  
CB Mike Travis  
SS Cleve Pounds  
FS Anthony Harrison  
P Mike Snow

### 1986

#### OFFENSE

SE Gary Lee  
LT Tyrone Sorrells  
LG Dean Weaver  
C John Davis  
RG Eric Bearden  
RT Mitch Waters  
TE Robert Massey  
QB Rick Strom  
FB Malcolm King  
RB Cory Collier  
FL Toby Pearson  
K David Bell

#### DEFENSE

OLB Paul Jurgensen  
DT Kyle Ambrose  
NG Travis Moody  
DT Steve Mullen  
OLB Willis Crockett  
ILB Mark White  
ILB Rod Stephens  
CB Reginald Rutland  
CB Cedric Stallworth  
SS Andre Thomas  
FS Anthony Harrison  
P Sean McDevitt

**1987****OFFENSE**

SE Steve Davenport  
LT Darryl Jenkins  
LG Dean Weaver  
C Eric Bearden  
RG Joe Siffr  
RT Jessie Marion  
TE Robert Massey  
QB Rick Strom  
FB Malcolm King  
RB Richard Hills  
FL Greg Lester  
K Thomas Palmer

**DEFENSE**

OLB Paul Jurgensen  
DT Willie Burks  
NG Ivery Lee  
DT Sean Smith  
OLB Willis Crockett  
ILB Doug Sendobry  
ILB Eric Thomas  
CB Cedric Stallworth  
CB Sammy Lilly  
SS Jay Martin  
FS Riccardo Ingram  
P Sean McDevitt

**1988****OFFENSE**

SE Steve Davenport  
LT Darryl Jenkins  
LG Scott Beavers  
C Eric Bearden  
RG Joe Siffr  
RT Jessie Marion  
TE Alonzo Watson  
QB Todd Rampley  
FB Nate Kelsey  
RB Jerry Mays  
FL Greg Lester  
K Thomas Palmer

**DEFENSE**

OLB Willis Crockett  
DT Willie Burks  
NG Jeff Mathis  
DT Sean Smith  
OLB George Malone  
ILB Rod Stephens  
ILB Eric Thomas  
CB Cedric Stallworth  
CB Kenneth Wilson  
SS Andre Thomas  
FS Ken Swilling  
P Sean McDevitt

**1989****OFFENSE**

SE Emmett Merchant  
LT Darryl Jenkins  
LG Jim Lavin  
C Billy Chubbs  
RG Joe Siffr

RT Jessie Marion  
TE Tom Covington  
QB Shawn Jones  
FB Stefan Scotton  
RB Jerry Mays  
FL Scott Barron  
K Scott Sisson

**DEFENSE**

OLB Marco Coleman  
DT Willie Burks  
NG Jeff Mathis  
DT Sean Smith  
OLB Kevin Salisbury  
ILB Eric Thomas  
ILB Jerrelle Williams  
CB Willie Clay  
CB Kenneth Wilson  
SS Thomas Balkcom  
FS Ken Swilling  
P Scott Aldredge

**1990****OFFENSE**

SE Emmett Merchant  
LT Darryl Jenkins  
LG Jim Lavin  
C Billy Chubbs  
Veryl Miller  
RG Joe Siffr  
RT Mike Mooney  
TE Tom Covington  
QB Shawn Jones  
FB Stefan Scotton  
RB William Bell  
FL Bobby Rodriguez  
K Scott Sisson

**DEFENSE**

OLB Marco Coleman  
DT Coleman Rudolph  
NG Kevin Battle  
DT Jerimiah McGlary  
OLB Marlon Williams  
ILB Jerrelle Williams  
ILB Calvin Tiggie  
CB Keith Holmes  
CB Willie Clay  
SS Thomas Balkcom  
FS Ken Swilling  
P Scott Aldredge

**1991****OFFENSE**

SE Emmett Merchant  
LT Mike Mooney  
LG Kyle Frederick  
C Billy Chubbs  
RG Scott Gold  
RT Russell Freeman  
TE Tom Covington  
QB Shawn Jones  
FB Rodney Wilkerson  
TB Jimmy Lincoln  
FL Greg Lester  
K Scott Sisson

**DEFENSE**

OLB Marco Coleman  
DT Coleman Rudolph  
NG Kevin Battle  
DT Richard Kimsey  
OLB Marlon Williams  
ILB Jerrelle Williams  
ILB Erick Fry  
CB Curley Day  
CB Willie Clay  
SS Ken Swilling  
FS Kevin Peoples  
P Jason Bender

**1992****OFFENSE**

SE Jason McGill  
LT Jim Kushon  
LG Gary Brown  
C Michael Cheever  
RG Woodie Millam  
RT Jason Dukes  
TE Jeff Papushak  
QB Shawn Jones  
FB Michael Smith  
TB Jimmy Lincoln  
FL Bobby Rodriguez  
K Scott Sisson

**DEFENSE**

OLB Tom Johnson  
DT Coleman Rudolph  
NG Kevin Battle  
DT Richard Kimsey  
OLB Marlon Williams  
ILB Jamal Cox  
ILB Rodney Wilkerson  
CB Curley Day  
CB Lethon Flowers  
SS Kevin Peoples  
FS Mike Williams  
P Jason Bender

**1993****OFFENSE**

SE Omar Cassidy  
LT Gary Brown  
LG Brian Bravy  
C Michael Cheever  
RG Chuck Vernau  
RT Yoel Molina  
TE Jeff Papushak  
QB Donnie Davis  
FB Jeff Wright  
TB Dorsey Levens  
WT William Bell  
FL Keenan Walker  
K Tyler Jarrett

**DEFENSE**

OLB Tom Johnson  
DT Bill Neuss  
NG Bryan Baxter  
DT Richard Kimsey  
OLB Marlon Williams

ILB Jamal Cox  
ILB Rodney Wilkerson  
CB Marcus Coleman  
CB Mike Williams  
SS David Hendrix  
FS Mike Dee  
P Jason Bender

**1994****OFFENSE**

SE Charlie Simmons  
LT Curtis McGee  
LG Brian Bravy  
C Michael Cheever  
RG Chuck Vernau  
RT Jason Dukes  
TE Jeff Papushak  
QB Tommy Luginbill  
HB Derrick Steagall  
TB C.J. Williams  
FL Jason Bender  
K Chris Leone

**DEFENSE**

OLB Ralph Hughes  
DT Bill Neuss  
NG Zach Piller  
DT Several Players  
OLB Don Hickson  
ILB Jamal Cox  
ILB Rodney Wilkerson  
CB Nathan Perryman  
CB Lethon Flowers  
SS David Hendrix  
FS Mike Dee  
P Jason Bender

**1995****OFFENSE**

SE Cedric Zachery  
LT Curtis McGee  
LG Michael Minter  
C Michael Cheever  
RG Ken Celaj  
RT Jason Dukes  
TE Grant Baynham  
QB Donnie Davis  
FB Charles Wiley  
TB C.J. Williams  
FL Derrick Steagall  
Harvey Middleton  
K Dave Frakes

**DEFENSE**

DE Ralph Hughes  
DT Derrick Shepard  
NG Al Jackson  
DE Jermaine Miles  
OLB Jimmy Clements  
ILB Ron Rogers  
ILB Keith Brooking  
CB Nathan Perryman  
CB Nick Ferguson  
SS Ryan Stewart  
FS Mike Dee

P Rodney Williams  
Keith Weaver

**1996****OFFENSE**

SE Harvey Middleton  
LT Curtis McGee  
LG Michael Minter  
C Craig Page  
RG Ken Celaj  
RT Steve Jackson  
TE Grant Baynham  
QB Joe Hamilton  
FB Charles Wiley (inj.)  
TB C.J. Williams  
FL Mike Sheridan  
K Brad Chambers  
Dave Frakes

**DEFENSE**

DE Ralph Hughes  
DT Derrick Shepard  
NG Patrick Bradford  
DE Jermaine Miles  
OLB Jimmy Clements  
ILB Ron Rogers  
ILB Keith Brooking  
CB Nathan Perryman  
CB Jason Bostic  
SS Mike Dee  
FS Brian Wilkins  
P Rodney Williams

**1997****OFFENSE**

SE Harvey Middleton  
LT Ken Celaj  
LG Jason Burks  
C Craig Page  
RG Brent Key  
RT Chris Brown  
TE Mike Lillie  
QB Joe Hamilton  
FB Ed Wilder  
TB Charles Wiley  
FL Derrick Steagall  
K Dave Frakes

**DEFENSE**

DE Ralph Hughes  
DT Derrick Shepard  
NG Tony Robinson  
Dan Witherspoon  
DE Jesse Tarplin  
OLB Delaunta Cameron  
ILB Ron Rogers  
ILB Keith Brooking  
CB Jerry Caldwell  
CB Jason Bostic  
SS Travares Tillman  
FS Brian Wilkins  
P Rodney Williams



### 1998

#### OFFENSE

SE Dez White  
LT Chris Brown  
LG Noah King  
C Craig Page  
RG Brent Key  
RT Jon Carman  
TE Russell Matvay  
QB Joe Hamilton  
FB Ed Wilder  
TB Charles Wiley (inj.)  
Joe Burns  
FL Charlie Rogers  
K Brad Chambers

#### DEFENSE

DE Nate Stimson  
DT Merrix Watson  
DT Tony Robinson  
Gunter Kryszon  
DE Jesse Tarplin  
LB Delaunta Cameron  
LB Matt Miller  
LB Chris Edwards  
CB Jamara Clark  
CB Jason Bostic  
SS Jerry Caldwell  
FS Travares Tillman  
P Rodney Williams

### 1999

#### OFFENSE

SE Dez White  
LT Chris Brown  
LG Jason Burks  
C Noah King  
RG Brent Key  
RT Jon Carman  
TE Conrad Andrzejewski  
QB Joe Hamilton  
FB Ed Wilder  
TB Sean Gregory  
(Joe Burns, inj.)  
(Phillip Rogers, inj.)  
FL Kelly Campbell  
K Luke Manget

#### DEFENSE

DE Felipe Claybrooks  
DT Merrix Watson  
DT Guenter Kryszon  
DE Greg Gathers  
LB Recardo Wimbush  
LB Ross Mitchell  
(Matt Uremovich, inj.)  
LB Chris Edwards  
CB Jamara Clark  
CB Marvius Hester  
CB Travares Tillman  
SS Chris Young  
FS Jeremy Muyses  
P Dan Dyke

### 2000

#### OFFENSE

WR Jon Muyses  
LT Chris Brown  
LG Raymond Roberts-Blake  
C David Schmidgal  
RG Brent Key  
RT John Bennett  
TE Russell Matvay  
QB George Godsey  
FB Ed Wilder  
TB Joe Burns  
WR Kelly Campbell  
K Luke Manget

#### DEFENSE

DE Nick Rogers  
DT Merrix Watson  
DT Tony Robinson  
DE Greg Gathers  
LB Recardo Wimbush  
LB Daryl Smith  
LB Ather Brown  
CB Jamara Clark  
CB Chris Young  
Jonathan Cox  
SS Cory Collins  
Chris Young  
FS Jeremy Muyses  
P Dan Dyke

### 2001

#### OFFENSE

WR Jonathan Smith  
LT Nat Dorsey  
LG Leon Robinson  
C David Schmidgal  
RG Hugh Reilly  
RT Jason Kemble  
TE Russell Matvay  
QB George Godsey  
WR Will Glover  
TB Joe Burns  
WR Kelly Campbell  
K Luke Manget

#### DEFENSE

DE Nick Rogers  
DT Alfred Malone  
DT Gary Johnson  
DE Greg Gathers  
LB Recardo Wimbush  
LB Daryl Smith  
LB Keyaron Fox  
CB Marvius Hester  
CB Chris Young  
SS Cory Collins  
FS Jeremy Muyses  
P Dan Dyke

### 2002

#### OFFENSE

WR Jonathan Smith  
LT Nat Dorsey  
LG Leon Robinson

C Hugh Reilly  
RG Raymond Roberts-Blake  
RT Kyle Wallace  
TE Will Heller  
QB A.J. Suggs  
TB Tony Hollings (inj.)  
Gordon Clinkscale  
WR Will Glover  
WR Kerry Watkins  
K Luke Manget

#### DEFENSE

DE Tony Hargrove  
DT Alfred Malone  
DT Travis Parker  
DE Eric Henderson  
(Greg Gathers, inj.)  
LB Recardo Wimbush  
LB Daryl Smith  
LB Keyaron Fox  
CB Marvius Hester  
CB Jonathan Cox  
SS Cory Collins  
FS Jeremy Muyses  
P Dan Dyke  
Chris Morehouse

### 2003

#### OFFENSE

WR Jonathan Smith  
LT Nat Dorsey  
LG Andy Tidwell-Neal  
C Hugh Reilly  
RG Brad Honeycutt  
RT Kyle Wallace  
TE John Paul Foschi  
QB Reggie Ball  
TB P.J. Daniels  
FB Jimmy Dixon  
WR Nate Curry  
K Dan Burnett

#### DEFENSE

DE Gerris Wilkinson  
DT Mansfield Wrotto  
DT Travis Parker  
DE Eric Henderson  
LB Ather Brown  
LB Daryl Smith  
LB Keyaron Fox  
CB Reuben Houston  
CB Jonathan Cox  
SS Dawan Landry  
FS James Butler  
P Hal Higgins  
Andy Thomson

### 2004

#### OFFENSE

WR Calvin Johnson  
LT Leon Robinson  
LG Brad Brezina (inj.)  
Matt Rhodes  
C Andy Tidwell-Neal  
RG Brad Honeycutt

RT Kyle Wallace  
TE Darius Williams  
QB Reggie Ball  
TB P.J. Daniels  
FB Jimmy Dixon  
WR Nate Curry  
K Travis Bell

#### DEFENSE

DE Travis Parker  
DT Mansfield Wrotto  
DT Joe Anoai  
DE Eric Henderson  
LB Chris Reis  
LB Gerris Wilkinson  
LB KaMichael Hall  
CB Reuben Houston  
CB Kenny Scott  
SS Dawan Landry  
FS James Butler  
P Ben Arndt

### 2005

#### OFFENSE

WR Calvin Johnson  
LT Andrew Gardner  
LG Matt Rhodes  
C Kevin Tuminello  
RG Nate McManus  
RT Brad Honeycutt  
TE Mike Matthews  
George Cooper  
QB Reggie Ball  
TB P.J. Daniels  
FB Mike Cox  
WR Damarius Bilbo  
K Travis Bell

#### DEFENSE

DE Adamm Oliver  
DT Mansfield Wrotto  
DT Joe Anoai  
DE Eric Henderson  
LB Philip Wheeler  
LB Gerris Wilkinson  
LB KaMichael Hall  
CB Dennis Davis  
CB Kenny Scott  
SS Chris Reis  
FS Dawan Landry  
P Ben Arndt

### 2006

#### OFFENSE

WR Calvin Johnson  
LT Andrew Gardner  
LG Matt Rhodes  
C Kevin Tuminello  
RG Nate McManus  
RT Mansfield Wrotto  
TE Mike Matthews  
George Cooper  
QB Reggie Ball  
TB Tashard Choice  
FB Mike Cox

WR James Johnson  
K Travis Bell

#### DEFENSE

DE Adamm Oliver  
DT Darryl Richard  
DT Joe Anoai  
DE Darrell Robertson  
LB Gary Guyton  
LB Philip Wheeler  
LB KaMichael Hall  
CB Avery Roberson  
CB Kenny Scott  
SS Jamal Lewis  
FS D'Jay Jones  
P Durant Brooks

### 2007

#### OFFENSE

WR Greg Smith  
LT Andrew Gardner  
LG Dan Voss  
C Kevin Tuminello  
RG Matt Rhodes  
RT A.J. Smith  
Cord Howard  
TE Colin Peek  
QB Taylor Bennett  
TB Tashard Choice  
FB Mike Cox  
WR James Johnson  
K Travis Bell

#### DEFENSE

DE Adamm Oliver  
DT Darryl Richard  
DT Vance Walker  
DE Darrell Robertson  
LB Gary Guyton  
LB Philip Wheeler  
LB Shane Bowen  
CB Avery Roberson  
CB Jahlil Word-Daniels  
SS Jamal Lewis  
FS D'Jay Jones  
P Durant Brooks

### 2008

#### OFFENSE

WR Demaryius Thomas  
LT Andrew Gardner  
Nick Claytor  
LG Cord Howard  
C Dan Voss  
RG Joseph Gilbert  
RT David Brown  
Austin Barrick  
QB Joshua Nesbitt  
BB Jonathan Dwyer  
AB Lucas Cox  
AB Roddy Jones  
WR Tyler Melton  
K Scott Blair



## STARTING LINEUPS

**DEFENSE**

DE Michael Johnson  
DT Darryl Richard  
DT Vance Walker  
DE Derrick Morgan  
LB Anthony Barnes  
Tony Clark  
LB Kyle Jackson  
LB Sedric Griffin  
CB Mario Butler  
CB Jahl Word-Daniels  
SS Dominique Reese  
FS Morgan Burnett  
P Scott Blair

**2009****OFFENSE**

WR Demaryius Thomas  
LT Austin Barrick  
LG Cord Howard  
C Sean Bedford  
RG Joseph Gilbert  
RT Brad Sellers  
QB Joshua Nesbitt  
BB Jonathan Dwyer  
AB Anthony Allen  
AB Roddy Jones  
WR Tyler Melton  
K Scott Blair

**DEFENSE**

DE Anthony Egbuniwe  
DT Logan Walls  
DT Ben Anderson  
DE Derrick Morgan  
LB Steven Sylvester  
LB Brad Jefferson  
LB Sedric Griffin  
CB Mario Butler  
CB Jerrard Tarrant  
SS Mario Edwards  
FS Morgan Burnett  
P Chandler Anderson

**2010****OFFENSE**

WR Stephen Hill  
LT Nick Claytor  
LG Will Jackson  
C Sean Bedford  
RG Omoregie Uzzi  
RT Phil Smith  
QB Joshua Nesbitt  
BB Anthony Allen  
AB Orwin Smith  
AB Roddy Jones  
WR Kevin Cone  
K Scott Blair

**DEFENSE**

DE Izaan Cross  
DT Logan Walls  
DE Jason Peters  
OLB Steven Sylvester  
ILB Brad Jefferson

ILB Julian Burnett  
OLB Anthony Egbuniwe  
CB Mario Butler  
CB Dominique Reese  
S Mario Edwards  
S Jerrard Tarrant  
P Sean Poole

**2011****OFFENSE**

WR Stephen Hill  
LT Ray Beno  
LG Will Jackson  
C Jay Finch  
RG Omoregie Uzzi  
RT Phil Smith  
QB Tevin Washington  
BB David Sims  
AB Orwin Smith  
AB Roddy Jones  
WR Tyler Melton  
K Justin Moore

**DEFENSE**

DE Izaan Cross  
DT Logan Walls  
DE Jason Peters  
OLB Steven Sylvester  
ILB Quayshawn Nealy  
ILB Julian Burnett  
OLB Jermiah Attaochu  
CB Louis Young  
CB Rod Sweeting  
S Isaiah Johnson  
S Rashaad Reid  
P Sean Poole

**2012****OFFENSE**

WR Darren Waller  
LT Ray Beno  
LG Shaq Mason  
C Jay Finch  
RG Omoregie Uzzi  
RT Will Jackson  
Morgan Bailey  
WR Jeff Greene  
QB Tevin Washington  
BB David Sims  
AB Orwin Smith  
AB Robert Godhigh  
K Chris Tanner

**DEFENSE**

DE Izaan Cross  
DT T.J. Barnes  
DE Emmanuel Dieke  
OLB Jeremiah Attaochu  
ILB Quayshan Nealy  
ILB Jabari Hunt-Days  
OLB Brandon Watts  
CB Rod Sweeting  
CB Louis Young  
S Jermea Thomas

S Isaiah Johnson  
P Sean Poole

**2013****OFFENSE**

WR DeAndre Smelter  
LT Will Jackson  
LG Trey Braun  
C Jay Finch  
RG Shaq Mason  
RT Bryan Chamberlain  
WR Micheal Summers  
QB Vad Lee  
BB David Sims  
AB Synjyn Days  
AB Robert Godhigh  
K Harrison Butker

**DEFENSE**

DE Jeremiah Attaochu  
DT Adam Gotsis  
DT Euclid Cummings  
DE Emmanuel Dieke  
OLB Quayshawn Nealy  
ILB Jabari Hunt-Days  
OLB Brandon Watts  
CB D.J. White  
CB Louis Young  
S Jermea Thomas  
S Demond Smith  
P Sean Poole

**2014****OFFENSE**

QB Justin Thomas  
AB Tony Zenon  
AB Charles Perkins  
BB Zach Laskey  
Synjyn Days  
WR DeAndre Smelter  
WR Darren Waller  
Michael Summers  
LT Bryan Chamberlain  
LG Trey Braun  
C Freddie Burden  
RG Shaquille Mason  
RT Chris Griffin  
Errin Joe  
K Harrison Butker

**DEFENSE**

DE KeShun Freeman  
DT Adam Gotsis  
NT Shawn Green  
DE Rod Rook-Chungong  
LB Quayshawn Nealy  
LB P.J. Davis  
CB Chris Milton  
SS Isaiah Johnson  
FS Jamal Golden  
CB D.J. White  
P Ryan Rodwell

**2015****OFFENSE**

QB Justin Thomas  
AB Isiah Willis  
AB Clinton Lynch  
BB Patrick Skov  
Marcus Marshall  
WR Ricky Jeune  
WR Brad Stewart  
LT Bryan Chamberlain  
Trey Klock  
LG Trey Braun  
C Freddie Burden  
RG Shamire Devine  
RT Errin Joe  
Will Bryan  
K Harrison Butker

**DEFENSE**

DE KeShun Freeman  
DT Adam Gotsis  
NT Patrick Gamble  
DE Rod Rook-Chungong  
LB Tyler Marcordes  
LB P.J. Davis  
NB Lawrence Austin  
CB Chris Milton  
SS Jamal Golden  
FS Demond Smith  
CB D.J. White  
P Ryan Rodwell

**2016****OFFENSE**

QB Justin Thomas  
AB J.J. Green  
AB Clinton Lynch  
BB Dedrick Mills  
LT Eason Fromayan  
LG Parker Braun  
C Freddie Burden  
RG Will Bryan  
RT Andrew Marshall  
WR Ricky Jeune  
WR Brad Stewart  
PK Harrison Butker

**DEFENSE**

DE KeShun Freeman  
DT Patrick Gamble  
DT Kyle Cerge-Henderson  
DE Rod Rook-Chungong  
LB Brant Mitchell  
LB P.J. Davis  
SS A.J. Gray  
FS Corey Griffin  
NB Lawrence Austin  
CB Lance Austin  
CB Step Durham  
P Ryan Rodwell

**2017****OFFENSE**

QB TaQuon Marshall  
AB Qua Searcy  
AB Clinton Lynch  
BB KirVonte Benson  
LT Jahaziel Lee  
LG Parker Braun  
C Kenny Cooper  
RG Shamire Devine  
RT Jake Stickler  
WR Ricky Jeune  
WR Brad Stewart  
PK Brenton King

**DEFENSE**

DE KeShun Freeman  
DT Brentavious Glanton  
DT Desmond Branch  
DE Anree Saint-Amour  
LB Brant Mitchell  
LB Victor Alexander  
SS Corey Griffin  
FS A.J. Gray  
NB Lawrence Austin  
CB Lance Austin  
CB Step Durham  
P Pressley Harvin III

**2018****OFFENSE**

QB TaQuon Marshall  
AB Qua Searcy  
AB Clinton Lynch  
BB Jordan Mason  
LT Zach Quinney  
LG Parker Braun  
C Kenny Cooper  
RG Connor Hansen  
RT Andrew Marshall  
WR Jalen Camp  
WR Brad Stewart  
PK Wesley Wells

**DEFENSE**

DE Desmond Branch  
DT Kyle Cerge-Henderson  
DE Anree Saint-Amour  
LB Brant Mitchell  
LB Victor Alexander  
LB David Curry  
SS Jalen Johnson  
SS Tariq Carpenter  
FS Malik Rivera  
CB Jaytlin Askew  
CB Tre Swilling  
P Pressley Harvin III

**BOBBY DODD STADIUM AT HISTORIC GRANT FIELD**

<b>First Game</b> .....	Sept. 27, 1913 as Grant Field
<b>Capacity</b> .....	55,000
<b>All-Time Record</b> .....	474-199-21 (.704)
<b>Total Games Played</b> .....	694
<b>Longest Win Streak</b> .....	23 games (1915-19)
<b>Longest Win Streak</b> (since 1950).....	17 games (1951-54, 1989-91)
<b>Longest Unbeaten Streak</b> .....	37 games (1914-19)
<b>Longest Unbeaten Streak</b> (since 1950).....	22 games (1950-54)

**Record by Decade:**

DECADE	G	RECORD	PCT
1913-1919.....	51	44-5-2.....	.882
1920-1929.....	74	56-12-6.....	.797
1930-1939.....	65	33-28-4.....	.538
1940-1949.....	67	51-16-0.....	.761
1950-1959.....	63	45-14-4.....	.746
1960-1969.....	61	44-16-1.....	.730
1970-1979.....	70	47-21-2.....	.686
1980-1989.....	62	30-30-2.....	.500
1990-1999.....	59	40-19-0.....	.678
2000-2009.....	63	44-19-0.....	.698
2010-.....	59	40-19-0.....	.678

**NATION'S OLDEST FOOTBALL STADIUMS (FBS ONLY)**

<b>Georgia Tech</b> .....	<b>Bobby Dodd Stadium at Grant Field</b> .....	<b>1913</b>
Mississippi State.....	Scott Field.....	1915
Cincinnati.....	Nippert Stadium.....	1916
Wisconsin.....	Camp Randall.....	1917
Washington.....	Husky Stadium.....	1920

**NATION'S OLDEST FOOTBALL STADIUMS (ALL)**

Penn.....	Franklin Field.....	1895
Harvard.....	Harvard Stadium.....	1903
<b>Georgia Tech</b> .....	<b>Bobby Dodd Stadium at Grant Field</b> .....	<b>1913</b>
Yale.....	Yale Bowl.....	1914
Mississippi State.....	Scott Field.....	1915

**MILESTONE GAMES**

	Date	Opponent	Result
<b>First Game</b> .....	Sept. 27, 1913.....	Ft. McPherson.....	W, 19-0
<b>First Game vs. Georgia</b> .....	Nov. 15, 1913.....	Georgia.....	L, 0-14
<b>First Win vs. Georgia</b> .....	Nov. 13, 1914.....	Georgia.....	W, 7-0
<b>First Thanksgiving Day Game</b> .....	Nov. 27, 1913.....	Clemson.....	W, 34-0
<b>First Game Under Coach Alexander</b> .....	Sept. 25, 1920.....	Wake Forest.....	W, 44-0
<b>100th Win</b> .....	Nov. 28, 1929.....	Auburn.....	W, 19-16
<b>First SEC Game</b> .....	Oct. 14, 1933.....	Auburn.....	W, 16-6
<b>First Night Game</b> .....	Sept. 26, 1936.....	Presbyterian.....	W, 55-0
<b>First Game vs. Ranked Opponent</b> .....	Nov. 7, 1936.....	Auburn (No. 20).....	L, 12-13
<b>First Game Under Coach Dodd</b> .....	Oct. 6, 1945.....	Notre Dame.....	L, 7-40
<b>First Win Under Coach Dodd</b> .....	Oct. 13, 1945.....	Howard (now Samford).....	W, 43-0
<b>First Televised Game</b> .....	Oct. 2, 1948.....	Tulane.....	W, 13-7
<b>200th Win</b> .....	Nov. 8, 1952.....	Army.....	W, 45-6
<b>First Game Televised By NBC</b> .....	Sept. 17, 1955.....	Miami.....	W, 14-6
<b>First Game As An Independent</b> .....	Sept. 19, 1964.....	Vanderbilt.....	W, 14-2
<b>Last Game Under Coach Dodd</b> .....	Nov. 12, 1966.....	Penn State.....	W, 21-0
<b>300th Win</b> .....	Sept. 20, 1975.....	Miami.....	W, 38-23
<b>First ACC Game</b> .....	Nov. 3, 1979.....	Duke.....	W, 24-14
<b>First Game Televised By TBS</b> .....	Nov. 3, 1983.....	Virginia.....	W, 31-27
<b>First Game Televised By ESPN</b> .....	Sept. 29, 1984.....	Clemson.....	W, 28-21
<b>First Game Televised By Raycom</b> .....	Oct. 6, 1984.....	NC State.....	L, 22-27
<b>First Game Televised By CBS</b> .....	Oct. 19, 1985.....	Auburn.....	L, 14-17
<b>First ESPN Thursday Night Game</b> .....	Sept. 19, 1991.....	Virginia.....	W, 24-21
<b>400th Win</b> .....	Aug. 31, 2002.....	Vanderbilt.....	W, 45-3



**BOBBY DODD STADIUM/GRANT FIELD CAPACITY OVER THE YEARS**

1913-1918 .....	7,000	1967-1985 .....	58,121
1919-1924 .....	25,000	1986-1988 .....	46,000
1925-1946 .....	30,000	1989-2002 .....	43,719
1947-1961 .....	44,000	2003-present .....	55,000
1962-1966 .....	53,300		

**YEAR-BY-YEAR ATTENDANCE**

YEAR	G	W-L-T	AVERAGE	YEAR	G	W-L-T	AVERAGE
1949	7	6-1-0	32,500	1984	6	4-2-0	43,381
1950	7	3-4-0	27,858	1985	7	5-2-0	40,210
1951	7	6-0-1	29,858	1986	6	4-1-1	32,200
1952	8	8-0-0	31,748	1987	6	2-4-0	34,899
1953	6	6-0-0	35,750	1988	6	3-3-0	36,180
1954	7	5-2-0	34,286	1989	7	6-1-0	34,352
1955	7	5-1-1	37,250	1990	6	6-0-0	42,014
1956	5	4-1-0	39,600	1991	6	5-1-0	42,327
1957	6	2-2-2	39,834	1992	6	4-2-0	43,178
1958	6	4-1-1	42,883	1993	6	3-3-0	41,354
1959	5	2-3-0	43,940	1994	6	1-5-0	40,751
1960	5	4-1-0	43,492	1995	6	4-2-0	41,237
1961	5	5-0-0	44,986	1996	6	4-2-0	44,855
1962	6	4-1-1	49,375	1997	5	3-2-0	43,176
1963	6	5-1-0	46,522	1998	6	4-2-0	40,471
1964	7	5-2-0	48,062	1999	6	6-0-0	45,737
1965	7	5-2-0	47,375	2000	6	5-1-0	42,671
1966	7	7-0-0	44,578	2001	6	3-3-0	41,686
1967	6	3-3-0	56,386	2002	6	4-2-0	43,156
1968	6	3-3-0	47,213	2003	6	4-2-0	52,862
1969	7	4-3-0	48,059	2004	6	3-3-0	46,817
1970	7	6-1-0	48,250	2005	6	4-2-0	51,607
1971	8	5-3-0	50,038	2006	7	6-1-0	50,617
1972	7	5-1-1	45,029	2007	7	4-3-0	50,279
1973	7	4-3-0	51,583	2008	7	6-1-0	47,489
1974	7	5-2-0	40,472	2009	6	5-1-0	51,584
1975	8	6-2-0	43,475	2010	6	4-2-0	46,449
1976	7	3-3-1	43,047	2011	7	5-2-0	48,232
1977	7	4-3-0	44,836	2012	7	4-3-0	43,955
1978	7	5-2-0	34,200	2013	7	5-2-0	49,077
1979	7	4-3-0	36,374	2014	6	5-1-0	48,519
1980	6	1-4-1	34,555	2015	7	3-4-0	50,707
1981	6	0-6-0	38,456	2016	7	5-2-0	47,503
1982	5	3-2-0	36,687	2017	6	5-1-0	46,885
1983	6	2-4-0	36,817	2018	6	4-2-0	43,087

**LARGEST CROWDS****ALL-TIME**

ATT	OPPONENT, DATE
1. 60,316 .....	Georgia, Dec. 1 1973
2. 60,204 .....	Auburn, Oct. 16, 1971
3. 60,124 .....	Georgia, Nov. 25, 1971
4. 60,106 .....	Georgia, Nov. 29, 1969
5. 60,104 .....	Georgia, Nov. 26, 1977

**POST-RENOVATION (2003-PRES., CAPACITY: 55,000)**

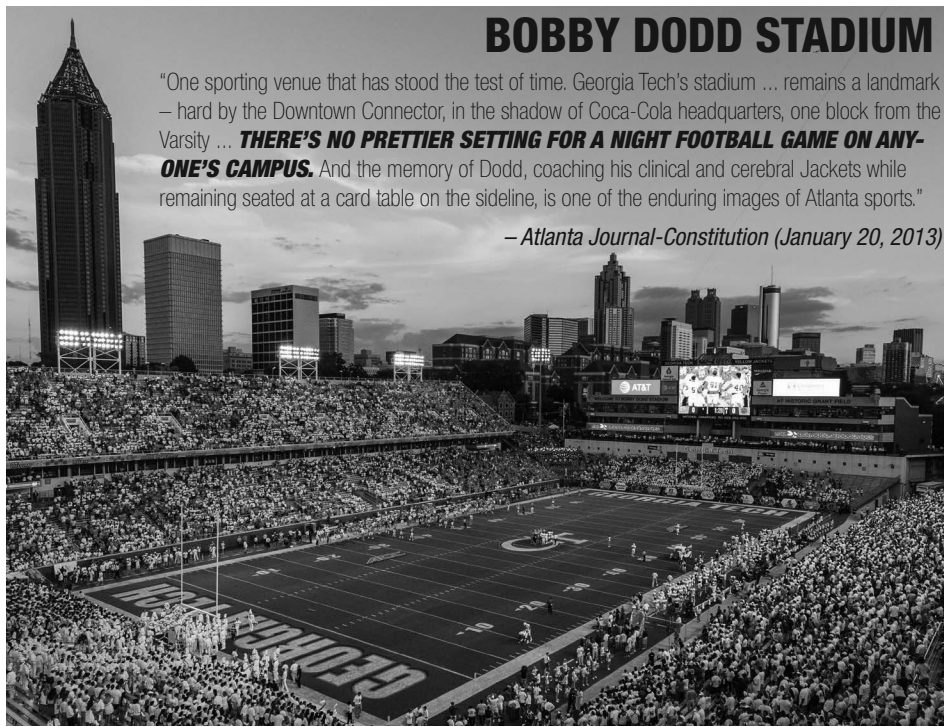
ATT	OPPONENT, DATE
1. 56,680 .....	Notre Dame, Sept. 2, 2006
2. 56,412 .....	Georgia, Nov. 26, 2005
3. 55,646 .....	Clemson, Oct. 29, 2011
4. 55,407 .....	Georgia, Nov. 28, 2009
5. 55,320 .....	Miami, Oct. 28, 2006
6. 55,000 .....	Seven times, most recent: Georgia, Nov. 25, 2017

**RECENT/UPCOMING RENOVATIONS****New \$4 million locker room; completed July 2018****New \$70 million Edge-Rice Center: coming early 2020s**

# BOBBY DODD STADIUM

"One sporting venue that has stood the test of time. Georgia Tech's stadium ... remains a landmark — hard by the Downtown Connector, in the shadow of Coca-Cola headquarters, one block from the Varsity ... **THERE'S NO PRETTIER SETTING FOR A NIGHT FOOTBALL GAME ON ANY-ONE'S CAMPUS.** And the memory of Dodd, coaching his clinical and cerebral Jackets while remaining seated at a card table on the sideline, is one of the enduring images of Atlanta sports."

— *Atlanta Journal-Constitution* (January 20, 2013)




## BOBBY DODD STADIUM THROUGH THE YEARS



1913



1958



2006



1925



1985



TODAY



1948



1992



2019 FOOTBALL SCHEDULE

# GEORGIA TECH

--- HOME /// AWAY



THU 8/29



SAT 9/7



SAT 9/14



SAT 9/28



SAT 10/5



SAT 10/12

SAT 10/19



SAT 11/2



SAT 11/9



SAT 11/16



THU 11/21



SAT 11/30

2019 INFORMATION GUIDE

# GEORGIA TECH

GRIT

GT

ACCOUNTABILITY

RELENTLESS  
EFFORT



1

404

TOUGHNESS