



DUKE

@DUKEBASE
#GODUKE

2019 BASEBALL

GODUKE.COM

SCHEDULE

FEBRUARY		All times Eastern	
15	Lehigh	ACCNE	W, 7-0
16	Lehigh	ACCNE	W, 8-1
17	Lehigh	ACCNE	W, 4-3
19	Davidson	ACCNE	W, 7-3
23	Northwestern (1)	ACCNE	W, 5-4 (10)
	Northwestern (2)	ACCNE	W, 23-8
24	Northwestern	ACCNE	L, 3-5
26	Richmond	ACCNE	W, 5-2

MARCH			
1	vs. Penn State		W, 14-0
2	vs. Penn State		L, 7-8
3	vs. Penn State		W, 9-2
5	Penn	ACCNE	L, 6-7 (11)
6	Penn	ACCNE	L, 1-3
9	at Virginia	ACCNE	L, 3-11
10	at Virginia (1)	ACCNE	W, 2-1
	at Virginia (2)	ACCNE	W, 8-6
12	East Carolina	ACCNE	W, 7-2
15	Louisville	ACCNE	L, 3-8
16	Louisville	ACCNE	L, 1-2
17	Louisville	ACCNE	L, 6-8
20	Campbell	ACCNE	L, 6-12
22	Wake Forest	ACCNE	W, 16-2
23	Wake Forest	ACCNE	L, 8-9
24	Wake Forest	ACCNE	L, 4-5 (12)
26	at Davidson	ESPN+	W, 7-2
29	at North Carolina	ACCNE	L, 0-1
30	at North Carolina	ACCNE	L, 7-8
31	at North Carolina	ACCNE	L, 6-16

APRIL			
2	Durham Bulls (Exh.)		L, 1-6
3	at East Carolina		L, 1-6
6	Pittsburgh	ACCNE	W, 2-0
	Pittsburgh	ACCNE	W, 6-5
7	Pittsburgh	ACCNE	W, 10-9 (10)
9	at NC Central		W, 7-5
12	Virginia Tech	ACCNE	W, 4-0
13	Virginia Tech	ACCNE	L, 2-6
13	Virginia Tech	ACCNE	W, 9-5
16	Texas Tech	ACCNE	W, 13-6
19	at Clemson	ACCNE	W, 9-8
20	at Clemson	ACCNE	W, 5-3
21	at Clemson	ACCNE	W, 9-8
23	NC Central	ACCNE	W, 6-2
26	at Boston College	ACCNE	L, 0-5
27	at Boston College (1)	ACCNE	W, 4-1
	at Boston College (2)	ACCNE	W, 8-0

MAY			
5	VCU (1)	ACCNE	W, 2-1
	VCU (2)	ACCNE	L, 3-5
8	Liberty	ACCNE	L, 3-9
10	Georgia Tech	ACCNE	6 p.m.
11	Georgia Tech	ACCNE	1 p.m.
12	Georgia Tech	ACCNE	1 p.m.
14	at Liberty	ESPN+	6 p.m.
16	at Miami	ACCNE	7 p.m.
17	at Miami	ACCNE	7 p.m.
18	at Miami	ACCNE	1 p.m.

#7 GEORGIA TECH (33-14, 15-9 ACC) vs DUKE (28-19, 13-11 ACC)

MAY 10-12 || DURHAM, N.C. || DURHAM BULLS ATHLETIC PARK

FRIDAY // 6 PM	SATURDAY // 1 PM	SUNDAY // 1 PM
RHP BEN GROSS, GR. 6-3, 3.42 ERA	LHP BILL CHILLARI, JR. 2-2, 3.95 ERA	RHP BRYCE JARVIS, SO. 3-0, 4.31 ERA
RHP AMOS WILLINGHAM, JR. 5-2, 5.13 ERA	LHP CONNOR THOMAS, JR. 7-1, 3.39 ERA	RHP CORT ROEDIG, FR. 2-1, 4.09 ERA

ACC NETWORK EXTRA
Available via
WatchESPN app

THE DUKE SPORTS NETWORK
Chris Edwards
620 AM/TUNEIN RADIO

GODUKE.COM
Live Stats & Audio
WATCHESPN
Live Video

LEADING OFF

The Blue Devils look to bounce back from a midweek loss against Liberty, heading into the final home series of the regular season. Duke welcomes seventh-ranked Georgia Tech to town for a three-game set, as Blue Devils look to continue their momentum across ACC play. The two Coastal Division foes are set for a 6 p.m. first pitch in Friday's series opener, while both Saturday's and Sunday's games are scheduled for a 1 p.m. starts at Durham Bulls Athletic Park.

BY THE NUMBERS

2 Graduate student **Ben Gross** ranks second in the ACC in opposing batting average, holding hitters to a .183 (31-169) average. Gross is tied for first in the conference in opposing batting average across league play, limiting batters to a .179 (22-123) average in ACC action.

3 The Duke pitching staff ranks third in the ACC in ERA, owning a mark of 3.83 (180 ER/423.0 IP). The duo of graduate student **Ben Gross** and junior **Bill Chillari** ranks amongst the top 20 in the conference, as Gross stands 10th overall with an ERA of 3.42 (19 ER/50.0 IP), and Chillari places 16th with a mark of 3.95 (24 ER/54.2 IP).

6 This weekend, the Blue Devils will honor six players on Senior Day in seniors **Hunter Davis**, **Al Pesto**, **Kennie Taylor** and **Aaron Therien**. Also being honored will be the graduate student duo of **Kyle Gallagher** and **Ben Gross**.

8 Sophomore **Thomas Girard** ranks fourth in the ACC in saves with eight on the season. Girard is a perfect eight-for-eight on save opportunities to lead the team across his team-high tying 21 appearances. The second-year right-hander owns a 1.51 ERA (6 ER/35.2 IP), while limiting opposing hitters to a .165 batting average against.

20 Junior **Chase Cheek** ranks third in the league in stolen bases with 20 on the season, which leads the team. The outfielder is 20-of-23 on stolen base attempts this season, averaging .43 stolen bases per game to rank fourth in the conference.

40 Freshman **Ethan Murray** leads the team in runs scored with 40 on the season. The freshman shortstop scored a team-high 16 runs across April, averaging one run per contest. Murray ranks second on the team in both hits (53) and batting average (.325), while leading the team in on-base percentage (.418) and tying for the team lead in walks (25).

69 Senior co-captain **Kennie Taylor** ranks fourth in the ACC in hits with 69, while placing second the conference in hits per game with 1.50. The senior also stands third in the league in doubles with 18, seventh in the conference in total bases with 112 and ninth in batting average, hitting .345.

468 The Blue Devil pitching staff has recorded 468 strikeouts this season, averaging 10.0 strikeouts per nine innings. Duke ranks third in the ACC in strikeouts per nine innings and 16th in the nation. The team's 468 punchouts are good for third in the league and 17th in the country, while ranking as the third most in school history.

PROBABLE LINEUP

C	Michael Rothenberg	So.	47-45, .242
1B	Chris Crabtree	So.	44-41, .253
2B	Joey Loperfido	So.	24-24, .274
3B	Erikson Nichols	Jr.	47-47, .257
SS	Ethan Murray	Fr.	47-47, .325
LF	Kyle Gallagher	Gr.	47-41, .241
CF	Kennie Taylor	Sr.	46-46, .345
RF	Chase Cheek	Jr.	46-46, .284
DH	Matt Mervis	Jr.	39-33, .305



.298	BA	.272
350	R	286
481	H	448
75	2B	86
11	3B	17
53	HR	35
321	RBI	258
.456	SLG%	.409
275	BB	196
358	SO	423
.408	OB%	.364
50	SB	61
4.36	ERA	3.83
155	BB	210
410	K	468
.972	FLD%	.967

DUKE vs. GEORGIA TECH

SERIES HISTORY

Series Record.....	39-95 (1903)
Durham, N.C.	17-32
Atlanta, Ga.	14-50
Neutral	3-8
Not Available	5-5
Under Chris Pollard.....	9-10
Current Streak	W1

PAST 10 MEETINGS

M15	2015	Durham, N.C.	L	0-4
A2	2016	Atlanta, Ga.	W	14-13 (10)
A3	2016	Atlanta, Ga.	W	10-4
A4	2016	Atlanta, Ga.	L	2-3
Y12	2017	Durham, N.C.	W	7-5
Y13	2017	Durham, N.C.	W	12-5
Y14	2017	Durham, N.C.	L	3-5
Y17	2018	Atlanta, Ga.	L	6-9
Y18	2018	Atlanta, Ga.	L	7-20
Y19	2018	Atlanta, Ga.	W	12-5

MAY 19, 2018 (Atlanta, Ga. || Russ Chandler Stadium)

Score By Innings	1	2	3	4	5	6	7	8	9	R	H	E	LOB
Duke	1	2	0	1	0	1	1	0	0	6	7	4	5
Georgia Tech	0	2	5	0	0	1	0	1	X	9	13	2	8

Winning Pitcher: Xzavion Curry || Losing Pitcher: Mitch Stallings || Save: Andy Archer

MAY 18, 2018 (Atlanta, Ga. || Russ Chandler Stadium)

Score By Innings	1	2	3	4	5	6	7	8	9	R	H	E	LOB
Duke	1	1	1	1	0	1	0	0	2	7	11	2	15
Georgia Tech	0	0	5	0	12	3	0	0	X	20	19	2	7

Winning Pitcher: Connor Thomas || Losing Pitcher: Ryan Day || Save: None

MAY 19, 2018 (Atlanta, Ga. || Russ Chandler Stadium)

Score By Innings	1	2	3	4	5	6	7	8	9	R	H	E	LOB
Duke	2	3	0	3	0	3	0	1	0	12	14	0	7
Georgia Tech	0	0	2	0	0	1	0	0	2	5	8	1	7

Winning Pitcher: Bryce Jarvis || Losing Pitcher: Brant Hunter || Save: None

LAST SERIES



QUICK FACTS

PROGRAM HISTORY

First Year of Program	1889
All-Time Program Record	2,116-1,788-34
Most Victories in a Season	45 (2018)
NCAA Tournament Appearances (Last)	7 (2018)
NCAA Tournament Record	23-17
ACC Tournament Appearances (Last)	36 (2018)
ACC Tournament Record	25-60
ACC Championships	3 (1956, 1957, 1961)
All-ACC Selections	103
All-Americans	12
MLB Draft Selections (Alumni)	75 (42)

UNIVERSITY INFORMATION

Location	Durham, N.C.
Founded	1838 as Trinity College
Enrollment	6,485
Colors	Duke Blue (PMS 287) & White
Nickname	Blue Devils
Conference (Division)	ACC (Coastal)
President	Dr. Vincent Price
Athletic Director	Dr. Kevin M. White

STAFF

Head Coach	Chris Pollard
Associate Head Coach	Josh Jordan
Assistant Coach Hitting	Jason Stein
Assistant Coach Pitching	Dusty Blake
Director of Operations	Chris Gordon
Athletic Trainer	Aldo Plata

SPORTS INFORMATION

Baseball Contact	Josh Foster
Office	(919) 684-2668
Cell	(205) 213-5091
Email	joshua.foster@duke.edu

SERIES HISTORY

Duke and Georgia Tech will meet for the 135th time in program history when the two Coastal Division foes square off in Friday's series opener at Durham Bulls Athletic Park. The Yellow Jackets hold the series advantage over the Blue Devils, 95-39, including a 32-17 mark in Durham. Most recently, Duke traveled to Atlanta for a three-game road series a season ago, dropping the first two games of the series before bouncing back with a win in the finale to salvage the three-game set. Head coach **Chris Pollard** owns a 9-10 career record against Georgia Tech, with all 19 matchups coming during his time at Duke.

SCOUTING BOTH TEAMS

DUKE	TEAM LEADERS	GEORGIA TECH
Kennie Taylor..... .345	AVERAGE	Michael Guldberg..... .376
Ethan Murray..... .40	RUNS	Tristin English..... .44
Kennie Taylor..... .69	HITS	Michael Guldberg..... .59
Kennie Taylor..... .18	DOUBLES	Tristin English/Colin Hall..... .13
Kennie Taylor..... .5	TRIPLES	Three tied..... .2
Kyle Gallagher/Michael Rothenberg..... .6	HOME RUNS	Kyle McCann..... .19
Kennie Taylor..... .38	RUNS BATTED IN	Kyle McCann..... .55
Ethan Murray/Michael Rothenberg..... .25	WALKS	Kyle McCann..... .49
Chase Cheek..... .20	STOLEN BASES	Austin Wilhite..... .11
Ethan Murray..... .418	ON-BASE PERCENTAGE	Kyle McCann..... .478
Kennie Taylor..... .560	SLUGGING PERCENTAGE	Kyle McCann..... .707
Bill Chillari..... .54.2	INNINGS PITCHED	Connor Thomas..... .82.1
Eli Herrick/Thomas Girard..... .21	APPEARANCES	Luke Bartnicki..... .22
Hunter Davis..... .1.47	ERA	Brant Hunter..... .2.42
Ben Gross..... .6	WINS	Connor Thomas/Jonathan Hughes..... .7
Thomas Girard..... .8	SAVES	Tristin English..... .5
Cooper Stinson..... .73	STRIKEOUTS	Connor Thomas..... .82

TRENDING FOR DUKE

The Blue Devils return to conference action this weekend after taking the previous weekend off due to final exams. Duke has been on an impressive stretch across league action, winning its last four ACC series. The Blue Devils were a perfect four-for-four in ACC series during April, notching series wins over Pittsburgh, Virginia Tech, Clemson and Boston College. Duke looks to bounce back this weekend after dropping its last two matchups, including a midweek loss to Liberty on Wednesday evening.

STARTING FAST

The Blue Devils hold a sizeable advantage when getting off to fast starts, as the team owns a 20-3 record when it scores first as opposed to an 8-16 mark when the opponent scores first. Duke also holds a 13-4 record when the team scores in the first inning compared to a 6-10 mark when the opponent scores in the first inning.

RECORD BREAKDOWN

Record when	W-L
Duke scores first	20-3
Opponent scores first	8-16
Duke scores in 1st inning	13-4
Opponent scores in 1st inning	6-10

CAPTAIN KENNIE

Senior co-captain **Kennie Taylor** has proved to be a leader across the 2019 campaign, both on and off the field for this year's team. Taylor, the squad's starting center fielder, leads the club in multiple statistical categories, including hits (69), doubles (18), triples (5) and RBI (38), while tying for third in home runs with five. The Tampa, Fla., native is currently hitting at a .345 clip to pace the team, and has recorded 21 multi-hit games this season, including eight three-hit efforts.

DURHAM BULLS ATHLETIC PARK



**409 BLACKWELL STREET
DURHAM, NC 27701**

OPENED
1995

SURFACE
Grass

CAPACITY
10,000

DIMENSIONS
305-LF, 371-LC, 400-CF, 373-RC, 327-RF

DETAILS

On October 2, 2015, Duke renewed its agreement with the Durham Bulls to play home games at the Durham Bulls Athletic Park (DBAP), home of the Triple-A affiliate of the Tampa Bay Rays. Beginning in 2016, the contract renewal is a seven-year agreement that allows Duke to play up to 36 exhibition and home games at the DBAP each year. The agreement also called for a limited number of Duke practices at the DBAP as well as a new permanent Duke locker room and clubhouse at the facility. Duke and the Durham Bulls began their partnership prior to the Blue Devils' 2010 season. The 2019 campaign marks the 10th consecutive season in which Duke will play home games at the DBAP. Under the new agreement, the Blue Devils will play the vast majority of their home schedule at the minor league venue.



**101 WHITFORD DRIVE
DURHAM, NC 27708**

OPENED
1931

SURFACE
Turf

CAPACITY
2,000

DIMENSIONS
325-LF, 370-LC, 400-CF, 380-RC, 335-RF

DETAILS

Jack Coombs Field is Blue Devils' the on-campus home field, located up the hill from Cameron Indoor Stadium. Duke's home stadium since 1931, Coombs underwent significant renovations over the past several years, including the installation of state-of-the-art synthetic AstroTurf in 2011. The Blue Devils are scheduled to play five games in 2019 at Coombs, including a three-game ACC series against Virginia Tech as well as a Sunday doubleheader against VCU.

JACK COOMBS FIELD

ACC STANDINGS

ATLANTIC DIVISION

School	ACC	Pct.	Overall	Pct.
Louisville	18-6	.750	39-10	.796
Florida State	16-11	.593	31-18	.633
NC State	14-10	.583	37-13	.740
Clemson	12-12	.500	29-20	.592
Wake Forest	12-12	.500	28-20	.583
Notre Dame	12-15	.444	19-26	.422
Boston College	10-17	.370	26-25	.510

COASTAL DIVISION

School	ACC	Pct.	Overall	Pct.
North Carolina	15-9	.625	35-13	.729
Georgia Tech	15-9	.625	33-14	.702
Miami	14-10	.583	34-15	.694
Duke	13-11	.542	28-19	.596
Virginia	10-14	.417	27-20	.574
Virginia Tech	8-19	.296	25-25	.500
Pitt	5-19	.208	18-30	.375

GROSS STARTING STRONG

Graduate student **Ben Gross** has proved to be a key component of the Blue Devil pitching staff in ACC play, emerging as Duke's Friday night starter across conference action. The former All-Ivy League second team honoree has proven to be a true force as a starter, holding a 2.81 ERA (13 ER/41.2 IP) as a starter compared to a 6.48 ERA (6 ER/8.1 IP) out of the bullpen. Gross ranks second in the ACC in opposing batting average, limiting opposing hitters to a .183 (31-169) average. The graduate student right-hander ranks 10th in the league in ERA, holding a 3.42 (19 ER/50.0 IP) mark on the mound.

GROSS' 2019 STATISTICAL BREAKDOWN

Starts	APP	IP	H	R	ER	BB	SO	ERA
Reliever	7	8.1	7	6	6	5	15	6.48
Starter	8	41.2	24	13	13	15	39	2.81

SUCCESS IN APRIL

The Blue Devils enjoyed great success across the month of April, owning a 13-3 mark. Duke entered April with a 14-14 overall record, including a 3-9 mark in ACC play, and concluded the month at 27-17 overall and 13-11 in conference action.

DUKE MONTH-BY-MONTH RECORD BREAKDOWN

Month	W-L	Pct.	ACC	Pct.
February	7-1	.875	0-0	--
March	7-13	.350	3-9	.250
April	13-3	.813	10-2	.833
May	1-2	.333	0-0	--
TOTAL	28-19	.596	13-11	.542

WELCOME TO K-VILLE

The Blue Devil pitching staff has been impressive this season, recording 468 strikeouts to rank third in the ACC and 17th in the nation. Duke is 16th in the country in strikeouts per nine innings with 10.0, while also ranking third in the league in that category. The team's 468 punchouts are currently the third most in school history with seven games remaining on the 2019 regular season slate. Freshman **Cooper Stinson** leads the way with 73 strikeouts, while sophomore **Bryce Jarvis** is second with 58 punchouts.

STRIKEOUTS PER NINE INNINGS (TEAM RECORDS)

Rank	Strikeouts	K/9	Season
1.	468	10.0	2019
2.	575	9.12	2018
3.	501	8.56	2014
4.	441	8.43	2015
5.	440	8.18	2012

MISCELLANEOUS RECORDS

DUKE'S RECORD WHEN

Game 1 of Weekend Series.....	8-4
Game 2 of Weekend Series.....	6-6
Game 3 of Weekend Series.....	7-4
Midweek Games.....	7-5
Starter Receives Decision.....	12-8
Bullpen Receives Decision.....	16-11
Starter Throws ≥5 Innings.....	8-8
Starter Throws <5 Innings.....	20-11
vs. RPI 1-50.....	8-10
vs. RPI 51-100.....	7-6
vs. RPI 101-200.....	5-3
vs. RPI 201+.....	8-0

BLUE DEVILS IN THE POLLS

Week	BA	CB	D1	NCBWA	PG	USAT
Preseason	22	20	NR	25	31	RV
2/18/2018	22	20	NR	25	NR	RV
2/25/2018	22	21	NR	25	NR	RV
3/4/2018	22	22	NR	25	NR	RV
3/11/2018	24	NR	NR	NR	NR	RV
3/18/18	NR	NR	NR	NR	NR	RV
3/25/18	NR	NR	NR	NR	NR	RV
4/1/18	NR	NR	NR	NR	NR	NR
4/8/18	NR	NR	NR	NR	NR	NR
4/15/18	NR	NR	NR	NR	NR	NR
4/22/18	NR	25	NR	NR	NR	RV
4/29/18	NR	26	NR	NR	NR	RV
5/6/18	NR	27	NR	RV	NR	RV
5/13/18	--	--	--	--	--	--

PLAYER RANKINGS

BASEBALL AMERICA

2019 TOP 50 COLLEGE PROSPECTS

4 Graeme Stinson LHP

BASEBALL AMERICA

2019 TOP 200 MLB DRAFT PROSPECTS

9 Graeme Stinson LHP

61 Adam Laskey LHP

D1BASEBALL TOP 350 COLLEGE

PROSPECTS

4 Graeme Stinson LHP

32 Adam Laskey LHP

135 Bryce Jarvis RHP

D1BASEBALL TOP ACC PROSPECTS

2019 DRAFT

1 Graeme Stinson LHP

5 Adam Laskey LHP

26 Bryce Jarvis RHP

48 Kennie Taylor OF

D1BASEBALL TOP ACC PROSPECT

2020 DRAFT

4 Michael Rothenberg C

9 Joey Loperfido INF

40 Matt Mervis RHP/INF

D1BASEBALL ACC IMPACT FRESHMEN

4 Cooper Stinson RHP

31 Jack Carey RHP

38 Ethan Murray RHP/INF

MLB PIPELINE

TOP 50 MLB DRAFT PROSPECTS

9 Graeme Stinson LHP

PERFECT GAME

TOP 300 PROSPECTS, 2019 DRAFT

6 Graeme Stinson LHP

94 Adam Laskey LHP

PERFECT GAME

TOP 100 COLLEGE PROSPECTS

2019 DRAFT

4 Graeme Stinson LHP

50 Adam Laskey LHP

PERFECT GAME

2019 TOP 100 COLLEGE JUNIORS

3 Graeme Stinson LHP

48 Adam Laskey

PERFECT GAME

2019 TOP 100 COLLEGE SOPHOMORES

32 Michael Rothenberg C

ACC WEEKEND SERIES

Clemson at NC State

Florida State vs. Richmond

Georgia Tech at Duke

Louisville at Virginia

Miami at Wake Forest

North Carolina at Pitt

Notre Dame vs. Canisius

MURRAY SETTLING IN

Freshman **Ethan Murray** has proved to be a true force in the Blue Devil lineup across his rookie campaign. The Duke shortstop ranks second on the team in batting average, hitting at a .325 (53-163) clip, while leading the squad in on-base percentage with a mark of .418. Murray leads the team in runs scored with 40 while tying for third in home runs with five on the season. His .337 (28-83) average in ACC play leads the team, while ranking 12th overall in the conference and fourth among freshmen.

ACC FRESHMEN BATTING LEADERS (ACC PLAY)

No.	Name	Hits	Avg.
1.	Tyler McDonough, NC State	38	.373
2.	Cody Morissette, Boston College	37	.343
3.	Sal Frelick, Boston College	27	.342
4.	Ethan Murray, Duke	28	.337
5.	Bryar Hawkins, Clemson	31	.326

KENNIE "THE HITMAN" TAYLOR

Senior co-captain **Kennie Taylor** is tied for fourth in the ACC with 69 hits this season, averaging 1.50 hits per game to place second the league. Taylor finished last season with 62 hits across 61 games, averaging 1.02 hits per contest. If Taylor maintains his pace through the remainder of this season, he is set to finish the regular-season campaign with a career-best 79 hits across the 54-game slate.

ACC HIT LEADERS

No.	Name	Hits	H/G
1.	Jake Alu, Boston College	73	1.43
	Bobby Seymour, Wake Forest	73	1.52
3.	Tyler McDonough, NC State	70	1.40
4.	Kennie Taylor, Duke	69	1.50
	Chris Lanzilli, Wake Forest	69	1.44

WELCOME BACK JOEY

After a 23-game absence due to injury, sophomore infielder **Joey Loperfido** returned to the lineup and provided the Blue Devils with an offensive spark. Duke is an impressive 19-5 when Loperfido is a part of the lineup, including a 14-5 mark since he's made the return. Across the 24 games that Loperfido has played, the Blue Devils are fielding at a .979 percentage with 18 errors, opposed to fielding at a rate of .955 with 38 errors in the 23 games when he was injured.

RECORD BREAKDOWN

Record	W-L
With Loperfido	19-5
Without Loperfido	9-14

FIELDING PERCENTAGE BREAKDOWN

Breakdown	Games	E	Fld%
Without Loperfido	23	38	.955
Without Loperfido	24	18	.979

KOOPER STINSON

Freshman **Cooper Stinson** ranks second in the ACC in strikeouts per nine innings with a mark of 12.97. The freshman right-hander has totaled 73 strikeouts this season to tie for eighth overall in total strikeouts, and is one of only two league freshmen to have recorded 70-plus strikeouts so far this season. Stinson tallied a career-high 10 strikeouts in across his season-high 7.0 scoreless innings at Davidson on March 26.

ACC STRIKEOUT PER NINE INNINGS LEADERS

No.	Name	K/9	SO
1.	Reid Detmers, Louisville	13.85	120
2.	Cooper Stinson, Duke	12.97	73
3.	Jared Shuster, Wake Forest	12.52	77
4.	Drew Parrish, Florida State	11.53	82
5.	Dan Hammer, Pittsburgh	11.50	69

FRESH FACES ON THE DIAMOND

After losing 16 lettermen from last year's roster, including seven of nine positional starters, 12 newcomers have seen their first career action as a Blue Devil across this season. The combination of freshmen **Jack Carey**, **Damon Lux**, **Rudy Maxwell**, **Ethan Murray**, **Matt Stinebiser** and **Cooper Stinson**, sophomore **Wil Hoyle**, juco transfer **Eli Herrick**, and graduate transfers **Kyle Gallagher** and **Ben Gross** each saw their first action as Blue Devil opening weekend against Lehigh, while freshmen **Aaron Beasley** and **Kyle Salley** made their first career appearances in the North-western series. Murray has started every contest this season for the Blue Devils, while Gallagher has made 41 starts and Maxwell has earned 33.

THIS WEEKEND AT THE DBAP

Friday's series opener will be Military Appreciation Day, marking free admission for all active duty, veterans, first responders and immediate family with valid identification. There will be a giveaway of red, white and blue Duke rally towels while supplies last. Saturday's contest will include a giveaway of 2019 Duke baseball trading cards, celebrating the 2019 seniors and coaching staff. Sunday's series finale will be Duke's Senior Day honoring each of the Blue Devil seniors. The finale will also include carnations for all moms in attendance in honor of Mother's Day.

ON DECK FOR DUKE

Following this weekend's series, Duke will head to Lynchburg, Va., for the second installment of a home-and-home series with Liberty. The Blue Devils and Flames are set for a 6 p.m. first pitch at Liberty Baseball Stadium. Following the midweek contest, Duke will head south to Miami next weekend for the final weekend of conference action. The Blue Devils and Hurricanes will square off in a three-game set from May 16-18 in Coral Gables.

2019 SINGLE GAME HIGHS

DUKE

Runs, Game	23 vs. Northwestern (2/23 - Game 2)
Runs, Inning	12, 3rd inning vs. Northwestern (2/23 - Game 2)
Hits, Game	18 vs. Northwestern (2/23 - Game 2)
Hits, Inning	9, 3rd inning vs. Northwestern (2/23 - Game 2)
Doubles	6 vs. Louisville (3/15)
Triples	3 vs. Northwestern (2/23 - Game 2)
Home Runs	3, 5 times, last vs. NC Central (4/23)
Extra-Base Hits	9 vs. Northwestern (2/24)
Stolen Bases	9 vs. Penn (3/5)
Left on Base	15 at North Carolina (3/31)
Errors (Committed By)	4 vs. Louisville (3/16)
Strikeouts	16 vs. Northwestern (2/23 - Game 1)
Walks	11 vs. Penn State (3/1)
Double Plays (Hit Into)	3 vs. Wake Forest (3/20)
Triple Plays (Hit Into)	N/A

OPPONENTS

Runs, Game	16 by North Carolina (3/31)
Runs, Inning	8 by North Carolina, 7th inning (3/31)
Hits, Game	17, twice, last by Wake Forest (3/23)
Hits, Inning	4, twice, last by Campbell, 6th inning (3/9)
Doubles	5, by Campbell (3/23)
Triples	1, 4 times, last by Virginia (3/9)
Home Runs	3 by Penn State (3/2)
Extra-Base Hits	9 vs. Northwestern (2/24)
Stolen Bases	4 by Clemson (4/21)
Left on Base	16 by Wake Forest (3/24)
Errors (Committed By)	4 by Penn State (3/1)
Strikeouts	18 by Lehigh (2/15)
Walks	10 by Northwestern (2/23 - Game 1)
Double Plays (Hit Into)	3 by Penn State (3/3)
Triple Plays (Hit Into)	N/A

INDIVIDUAL BATTING

Longest Hitting Streak	15 games, twice, last by Erikson Nichols (3/2-3/24)
Runs	4, Rudy Maxwell vs. Wake Forest (3/22)
Hits	4, 5 times, last by Kennie Taylor & Chase Cheek at Boston College (4/27 - Game 2)
Doubles	2, 7 times, last by Chase Cheek at NC Central (4/9)
Triples	1, 11 times, last by Chase Cheek at Clemson (4/21)
Home Runs	2, Kennie Taylor vs. Penn State (3/3)
Inside-the-Park Home Run	1, Chris Crabtree at NC Central (4/9)
Consecutive Games with a Home Run	2, Michael Rothenberg (2/24-2/26)
Runs Batted In	6, Kennie Taylor vs. Penn State (3/3)
Stolen Bases	2, 7 times, last by Chase Cheek vs. Texas Tech (4/16)
Strikeouts	4, Rudy Maxwell vs. Lehigh (2/15)
Walks	3, twice, last by Michael Rothenberg vs. Campbell (3/20)

INDIVIDUAL PITCHING

Innings Pitched, Starter	7.0, 3 times, last by Ben Gross vs. Pittsburgh (4/6 - Game 1)
Innings Pitched, Reliever	3.2, Thomas Girard vs. Wake Forest (3/24)
Strikeouts	10, twice, last by Ben Gross vs. Pittsburgh (4/6 - Game 1)
Walks	5, Bryce Jarvis vs. Northwestern (2/23 - Game 2)
Fewest Hits Allowed, Starter (5.0+ IP)	0, Graeme Stinson vs. Penn State (3/1)
Consecutive Scoreless IP, Starter	12.0, Graeme Stinson (2/15-3/1)
Consecutive Scoreless IP, Reliever	7.0, Hunter Davis (3/5-3/12)
Consecutive Scoreless Relief Appearances	5, twice, last by Eli Herrick (4/3-4/14)
Consecutive Saves Converted	8, Thomas Girard (2/26-current)
Longest Winning Streak, Starter	3, Bryce Jarvis (2/16-current)

STARTS BY POSITION

Pitcher:	G. Stinson (5), Jarvis (7), C. Stinson (12), Chillari (12), Gross (8), Laskey (3)
Catcher:	Rothenberg (39), Maxwell (8)
First Base:	Crabtree (39), Mervis (8)
Second Base:	Loperfido (24), Wardwell (7), Hoyle (2), Nichols (14)
Third Base:	Nichols (33), Mervis (14)
Shortstop:	Murray (47)
Left Field:	Gallagher (41), Schreck (6)
Center Field:	Taylor (46), Cheek (1)
Right Field:	Cheek (45), Schreck (2)
Designated Hitter:	Maxwell (25), Rothenberg (6), Stinebiser (1), Mervis (11), Chillari (1), Gross (1), Crabtree (2)

BLUE DEVILS AT A GLANCE

Overall Record	28-19
Current Streak	Lost 2
Series Record	10-4-2
Home	17-12
Road	9-6
Neutral	2-1
Day/Night	21-13/7-6
vs. Top-25 Teams	5-7
In February	7-1
In March	7-13
In April	13-3
In May	1-2
In June	0-0
vs. RHS/LHS	22-11/6-8
Duke Scores First	20-3
Comeback Wins	12
Losses After Leading	6
Extra Innings	2-2
One-Run Games	8-7
Two-Run Games	4-4
Leading After 6/7/8	21-3/23-0/24-0
Trailing After 6/7/8	4-10/3-12/1-15
Duke Out-Hits Opponent	23-4
Opponent Out-Hits Duke	5-12
Two Teams Match on Hits	0-3

TEAM MISCELLANEOUS

Most Games Over .500	11 (5/5)
Most Games Under .500	1 (4/3)
Longest Winning Streak	6 games, twice, last 4/14-4/23
Longest Losing Streak	4 games, twice, last 3/29-4/3
Largest Margin of Victory	15 vs. Northwestern (2/23 - Game 2)
Largest Margin of Defeat	10 at North Carolina (3/31)
Fewest Hits, Game	2 vs. North Carolina (3/29)
Fewest Hits Allowed, Game	0 vs. Penn State (3/1)



CHRIS POLLARD

HEAD COACH
SEVENTH SEASON AT DUKE

14

Chris Pollard became Duke University's 25th head baseball coach in June 2012, taking the reigns of the Blue Devil program after successful stints at Pfeiffer University and Appalachian State University. In addition to guiding the Blue Devils to five straight 30-win seasons, Pollard led Duke to an at-large bid to the 2016 NCAA Tournament, ending the program's 55-year drought without making the postseason event. Pollard became the fastest Duke head coach to reach 100 wins with the Blue Devils, recording his 100th victory at Duke March 15, 2016, against Maryland Eastern Shore. During Pollard's tenure, 19 Blue Devils have been selected in the Major League Baseball Draft.

RECORDS

Career	611-483-3
At Duke	226-165
ACC	92-109
ACC Tournament	4-5
NCAA Tournament	7-7

EDUCATION

B.A. Psychology	Davidson '96
M.S. Physical Education	Mississippi St. '04

EXPERIENCE

Duke University (2013-Present)	Head Coach
Appalachian State (2005-12)	Head Coach
Pfeiffer University (2000-04)	Head Coach
Davidson College (1996-99)	Assistant Coach

ACCOMPLISHMENTS

NCAA Tournaments (4)	2004, 2012, 2016, 2018
Conference Championships (2)	2004, 2012
Conference Coach of the Year (2)	2004, 2012

YEAR-BY-YEAR

Year	School	Record	%	Conference	Record	%	Finish
2000	Pfeiffer	20-28	.417	Conference Carolinas	10-15	.400	8th
2001	Pfeiffer	21-26	.447	Conference Carolinas	11-12	.478	6th
2002	Pfeiffer	26-23-1	.530	Conference Carolinas	11-14	.440	8th
2003	Pfeiffer	33-17	.660	Conference Carolinas	16-10	.615	3rd
2004	Pfeiffer	41-14	.745	Conference Carolinas	18-6	.750	1st
2005	Appalachian State	10-42	.192	Southern Conference	5-24	.172	11th
2006	Appalachian State	24-31-1	.438	Southern Conference	9-18	.333	8th
2007	Appalachian State	33-26	.559	Southern Conference	14-13	.519	4th
2008	Appalachian State	32-27	.542	Southern Conference	14-13	.519	6th
2009	Appalachian State	33-21	.611	Southern Conference	15-13	.536	6th
2010	Appalachian State	38-18	.675	Southern Conference	14-14-1	.500	7th
2011	Appalachian State	33-27	.550	Southern Conference	15-15	.500	6th
2012	Appalachian State	41-18	.695	Southern Conference	21-9	.700	t-1st
2013	Duke	26-29	.473	Atlantic Coast Conference	9-21	.300	11th
2014	Duke	33-25	.541	Atlantic Coast Conference	16-14	.533	4th
2015	Duke	31-22	.585	Atlantic Coast Conference	10-19	.345	t-12th
2016	Duke	33-24	.579	Atlantic Coast Conference	14-16	.467	7th
2017	Duke	30-28	.517	Atlantic Coast Conference	12-18	.400	9th
2018	Duke	45-18	.714	Atlantic Coast Conference	18-11	.621	4th
2019	Duke	28-19	.596	Atlantic Coast Conference	13-11	.542	--

CHRIS POLLARD VS. ALL OPPONENTS

School	Duke	Total	School	Duke	Total
Akron	1-0	3-0	Georgia	2-0	2-0
Alabama	0-0	0-3	Georgia Southern	0-0	10-18
Albany	0-0	0-3	Georgia Tech	9-10	9-10
Army West Point	2-1	4-1	Gonzaga	0-2	0-2
Auburn	0-0	1-2	Hartford	1-0	1-0
Binghamton	2-1	2-1	High Point	2-0	11-2
Boston College	6-6	6-6	Indiana	0-0	0-0
Bryant	1-0	1-0	Iona	1-0	1-0
Buffalo	0-0	1-1	Jacksonville State	0-0	5-1
Bucknell	6-0	6-0	Kentucky	0-0	0-1
California	4-2	4-2	LaSalle	1-0	3-0
Campbell	6-4	7-5	Lehigh	3-0	3-0
Canisius	0-0	5-3	Liberty	6-6	6-6
Charleston Southern	0-0	0-1	Louisville	2-8	2-8
Charlotte	1-0	3-1-1	Longwood	5-1	10-2
The Citadel	0-0	10-16	LSU	0-0	2-1
Clemson	6-6	6-6	Marist	0-0	1-0
Coastal Carolina	1-1	1-1	Marshall	1-0	1-0
College of Charleston	0-0	7-20	Maryland	1-2	1-2
Columbia	2-0	4-0	Miami (Fla.)	6-13	7-14
Coppin State	0-0	3-0	Mount St. Mary's	1-0	1-0
Cornell	3-0	5-1	NC State	4-8	5-11
Davidson	7-1	25-7	Niagara	0-0	3-0
Dayton	0-0	3-0	Norfolk State	2-0	2-0
Delaware State	1-0	1-0	North Carolina	6-12	6-18
East Carolina	1-6	1-6	North Carolina A&T	2-0	18-3
East Tennessee State	0-0	5-9	North Carolina Central	15-0	16-0
Elon	0-0	4-21	Northwestern	2-1	2-1
Fairleigh Dickinson	0-0	2-1	Notre Dame	4-2	4-2
Florida	1-2	1-2	Oakland	0-0	3-0
Florida State	5-6	5-11	Ohio State	1-0	1-0
Furman	0-1	20-11	Oklahoma	0-0	1-2
Gardner-Webb	4-0	14-7			
George Mason	0-0	0-2			

ASSISTANT COACHES



12

JOSH JORDAN

Associate Head Coach



11

JASON STEIN

Assistant Coach // Hitting



39

DUSTY BLAKE

Assistant Coach // Pitching



2019 ROSTER

CATCHERS: 5 // INFELDERS: 9 // OUTFIELDERS: 7
RHP: 14 // LHP: 7

PRONUNCIATION GUIDE

Bill Chillari	chill-air-ee
Chris Dutra	dew-tra
Thomas Girard	jer-rard
Cameron Kovachik	koh-vah-chick
Joey Loperfido	low-per-fee-doh
Jason Stein	steen
Graeme Stinson	graham
Matt Stinebiser	sinte-buy-sir
Aaron Therien	thayer-ee-un
Jake Topolski	tah-pole-ski

SUPPORT STAFF

Brad Amersbach	Academic Coordinator
Brad Berndt	Baseball Administrator
Anthony Davis	Equipment Manager
Brittany Del Barba	Digital Video Assistant
Chris Edwards	Play-by-Play Announcer
Josh Foster	Sports Information
Chris Gordon	Director of Operations
Matt Hess	Game Operations
Tony Ledwell	Marketing
Joe Manhertz	Iron Dukes Major Gifts
Brittney Morrison	Ticket Operations
Dan Perlmutter	Strength & Conditioning Coach
Aldo Plata	Athletic Trainer
Sterling Truitt	Live Video Assistant
De'Ana Tyler	Duke Dukes Annual Fund

PLAYERS

#	Name	B/T	Pos.	Ht.	Wt.	Cl.	Hometown (Previous School)
1	Ethan Murray	R/R	RHP/INF	5-11	180	Fr.	Crozet, Va. (The Miller School)
2	Cooper Stinson	R/R	RHP	6-6	245	Fr.	Norcross, Ga. (Norcross)
3	Chris Crabtree	L/L	INF	6-4	220	So.	Bahama, N.C. (Riverside)
4	Wil Hoyle	S/R	INF	5-9	160	So.	Durham, N.C. (Jordan)
5	Jake Swartz	L/R	OF	6-0	175	Fr.	Florence, S.C. (Trinity Burns)
6	Jimmy Loper	R/R	RHP	6-2	210	Fr.	Chesapeake, Va. (Hickory)
7	Chris Dutra	R/R	C	5-11	210	Jr.	New Rochelle, N.Y. (Iona Prep)
8	Thomas Girard	R/R	RHP	5-11	170	So.	Simsbury, Conn. (Avon Old Farms)
9	Damon Lux	R/R	OF	6-1	190	Fr.	Shelbyville, Ind. (Shelbyville)
10	Matt Stinebiser	L/R	C	6-1	185	Fr.	Northville, Mich. (Detroit Catholic Central)
13	Oliver McCarthy	L/L	LHP	6-3	205	Fr.	Brooklyn, N.Y. (Poly Prep)
15	Kennie Taylor	R/R	OF	5-11	170	Sr.	Tampa, Fla. (Jesuit)
16	Aaron Beasley	L/L	LHP/INF	6-3	225	Fr.	Durham, N.C. (Voyager Academy)
17	Matt Dockman	L/L	LHP	6-4	210	So.	Hilliard, Ohio (Watterson)
18	Aaron Therien	S/R	C	6-1	195	Sr.	Durham, N.C. (Durham Academy)
19	Al Pesto	R/R	RHP	6-3	210	Sr.	Savannah, Ga. (Benedictine Military)
20	Matt Mervis	L/R	INF/RHP	6-4	225	Jr.	North Bethesda, Md. (Georgetown Prep)
22	Jake Topolski	R/R	INF	6-0	195	Fr.	Medford, N.J. (Lenape)
23	Kyle Gallagher	R/R	OF	6-4	225	Gr.	Endwell, N.Y. (Maine-Endwell/Cornell)
25	Eli Herrick	L/R	RHP	6-2	200	Jr.	Auburn, Wash. (Puyallup/Bellevue College)
26	Rudy Maxwell	R/R	C	6-4	225	Fr.	Brentwood, Tenn. (Ensworth)
27	Bill Chillari	L/L	LHP	6-2	215	Jr.	Newport, N.J. (St. Augustine Prep)
28	Bryce Jarvis	L/R	RHP/INF	6-2	170	So.	Franklin, Tenn. (Brentwood Academy)
29	Coleman Williams	R/R	RHP	6-4	215	Jr.	Atlanta, Ga. (Marist)
30	Kyle Salley	L/L	LHP/OF	5-9	180	Fr.	Flossmoor, Ill. (Homewood-Flossmoor)
31	Graeme Stinson	L/L	LHP	6-5	250	Jr.	Norcross, Ga. (Norcross)
32	Jack Carey	R/R	RHP	6-0	185	Fr.	Summit, N.J. (St. Peter's Prep)
33	Adam Laskey	R/L	LHP	6-3	205	Jr.	Barrington, N.J. (Haddon Heights)
34	Steve Mann	R/R	OF	6-0	195	So.	Farmington Hills, Mich. (Detroit County Day)
35	Ben Gross	R/R	RHP	6-1	210	Gr.	Cranbury, N.J. (Princeton/Princeton)
36	Joey Loperfido	L/R	INF	6-4	195	So.	Haddonfield, N.J. (Haddonfield Memorial)
37	Josh Nifong	L/R	RHP	6-7	225	So.	High Point, N.C. (High Point Christian Academy)
38	Michael Rothenberg	S/R	C	6-3	210	So.	Boca Raton, N.C. (Pine Crest)
40	RJ Schreck	L/R	OF	6-1	185	Fr.	Los Angeles, Calif. (Harvard-Westlake)
41	Hunter Davis	R/R	RHP	6-4	205	Sr.	Atlanta, Ga. (The Westminster Schools)
42	Erikson Nichols	R/R	INF	6-4	200	Jr.	Oradell, N.J. (Bergen Catholic)
43	Chase Cheek	L/L	OF	6-1	180	Jr.	Orlando, Fla. (Dr. Phillips)
50	Tyler Wardwell	S/R	INF	6-2	185	So.	Cincinnati, Ohio (La Salle)

COACHES

14	Chris Pollard	Head Coach	Davidson ('96)
12	Josh Jordan	Associate Head Coach // Recruiting Coordinator	Catawba ('02)
11	Jason Stein	Assistant Coach // Hitting Coach	Eastern Kentucky ('97)
39	Dusty Blake	Assistant Coach // Pitching Coach	Appalachian State ('03)



TV

ROSTER




1
ETHAN MURRAY
RHP/INF • Fr. • Crozet, Va.



2
COOPER STINSON
RHP • Fr. • Norcross, Ga.



3
CHRIS CRABTREE
INF • So. • Bahama, N.C.



4
WIL HOYLE
INF • So. • Durham, N.C.



5
JAKE SWARTZ
OF • Fr. • Florence, S.C.



6
JIMMY LOPER
RHP • Fr. • Chesapeake, Va.



7
CHRIS DUTRA
C • Jr. • New Rochelle, N.Y.



8
THOMAS GIRARD
RHP • So. • Simsbury, Conn.




9
DAMON LUX
OF • Fr. • Shelbyville, Ind.



10
MATT STINEBISER
C • Fr. • Northville, Mich.



13
OLIVER MCCARTHY
LHP • Fr. • Brooklyn, N.Y.



15
KENNIE TAYLOR
OF • Sr. • Tampa, Fla.



16
AARON BEASLEY
LHP/INF • Fr. • Durham, N.C.




17
MATT DOCKMAN
LHP • So. • Hilliard, Ohio



18
AARON THERIEN
LHP • Sr. • Durham, N.C.



19
AL PESTO
RHP • Sr. • Savannah, Ga.



20
MATT MERVIS
INF/RHP • Jr. • Potomac, Md.



22
JAKE TOPOLSKI
INF • Fr. • Medford, N.J.



23
KYLE GALLAGHER
OF • Gr. • Endwell, N.Y.



25
ELI HERRICK
RHP • Jr. • Auburn, Wash.



26
RUDY MAXWELL
C • Fr. • Brentwood, Tenn.



27
BILL CHILLARI
LHP • Jr. • Newport, N.J.



28
BRYCE JARVIS
RHP/INF • So. • Franklin, Tenn.



29
COLEMAN WILLIAMS
RHP • Jr. • Atlanta, Ga.



30
KYLE SALLEY
LHP/OF • So. • Flossmoor, Ill.



31
GRAEME STINSON
LHP • Jr. • Norcross, Ga.



32
JACK CAREY
RHP • Fr. • Summit, N.J.



33
ADAM LASKEY
LHP • Jr. • Barrington, N.J.



34
STEVE MANN
OF • So. • Farmington Hills, Mich.



35
BEN GROSS
RHP • Gr. • Cranbury, N.J.



36
JOEY LOPERFIDO
INF • So. • Haddonfield, N.J.



37
JOSH NIFONG
RHP • So. • High Point, N.C.



38
MICHAEL ROTHENBERG
C • So. • Boca Raton, Fla.



40
RJ SCHRECK
OF • Fr. • Los Angeles, Calif.



41
HUNTER DAVIS
RHP • Sr. • Atlanta, Ga.



42
ERIKSON NICHOLS
INF • Jr. • Oradell, N.J.



43
CHASE CHEEK
OF • Jr. • Orlando, Fla.



50
TYLER WARDWELL
INF • So. • Cincinnati, Ohio



MAJOR LEAGUE History

MLB DRAFT SELECTIONS

denotes player returned to Duke | ! denotes January secondary draft

Year	Name	Pos.	Organization	Rd.	Overall	Year	Name	Pos.	Organization	Rd.	Overall
2018	Griffin Conine	OF	Toronto Blue Jays	2nd	52	1994	Sean McNally	3B	Kansas City Royals	16th	443
2018	Jimmy Herron	OF	Chicago Cubs	3rd	98	1994	Scott Pinoni	1B	Kansas City Royals	20th	555
2018	Chris Proctor	C	Detroit Tigers	13th	375	1992	Mike Kotarski	LHP	Colorado Rockies	20th	571
2018	Zack Kone	SS	Pittsburgh Pirates	13th	384	1992	Quinton McCracken	2B	Colorado Rockies	25th	771
2018	Ethan DeCaster	RHP	Detroit Tigers	18th	525	1991	John Courtright	LHP	Cincinnati Reds	8th	224
2018	Jack Labosky	RHP	Tampa Bay Rays	22nd	660	1990	Tim Rumer	LHP	New York Yankees	8th	213
2018	Mitch Stallings	LHP	Atlanta Braves	30th	892	1990	Tim Roberts	LHP	Seattle Mariners	75th	1,445
2017	Justin Bellinger	1B	Cincinnati Reds	22nd	647	1989	Mike Trombley	RHP	Minnesota Twins	14th	371
2017	James Ziemba	LHP	Los Angeles Angels	22nd	655	1988	John Furch	1B	Chicago White Sox	23rd	587
2017	Jimmy Herron #	OF	New York Yankees	31st	932	1984	Ron Bianco	2B	Chicago Cubs	24th	599
2016	Bailey Clark	RHP	Chicago Cubs	5th	164	1984	Tommy Decker	C	Cleveland Indians	41st	812
2016	James Ziemba #	LHP	Philadelphia Phillies	37th	1,097	1983	Todd Lamb	RHP	Atlanta Braves	10th	256
2016	Brian McAfee	RHP	Tampa Bay Rays	38th	1,140	1982	Tom Brassil	SS	San Diego Padres	6th	135
2015	Michael Matuella	RHP	Texas Rangers	3rd	78	1981	Tom Brassil #	SS	Detroit Tigers	15th	380
2015	Sarkis Ohanian	RHP	Cincinnati Reds	9th	265	1980	Kevin Rigby	2B	Atlanta Braves	14th	341
2015	Kenny Koplove	RHP	Philadelphia Phillies	17th	504	1979	Larry Doby	OF	Chicago White Sox	34th	811
2015	Andrew Istler	RHP	Los Angeles Dodgers	23rd	702	1976	Steve Kesses !	OF	New York Mets	1st	16
2015	James Marvel	RHP	Pittsburgh Pirates	36th	1,087	1972	Brian Bochow	SS	Pittsburgh Pirates	32nd	699
2014	Drew Van Orden	RHP	Washington Nationals	5th	154	1971	Alan Schwartz	P	Cincinnati Reds	3rd	5
2014	Jordan Betts	3B	Boston Red Sox	18th	554						
2014	Robert Huber	RHP	Oakland Athletics	26th	792						
2012	Marcus Stroman	RHP	Toronto Blue Jays	1st	22						
2011	Dennis O'Grady	RHP	San Diego Padres	34th	1,043						
2010	Jake Lemmerman	SS	Los Angeles Dodgers	5th	172						
2010	Chris Manno	LHP	Washington Nationals	26th	776						
2010	Jeremy Gould	LHP	New York Mets	28th	842						
2010	Michael Ness	RHP	Houston Astros	33rd	993						
2009	Nate Freiman	1B	San Diego Padres	8th	234						
2009	Andrew Wolcott	RHP	Arizona Diamondbacks	17th	516						
2009	Matt Williams	C	Chicago Cubs	18th	560						
2009	Alex Hassan	RHP/OF	Boston Red Sox	20th	618						
2009	Chris Manno #	LHP	Washington Nationals	38th	1,132						
2009	Tim Sherlock	OF	Arizona Diamondbacks	40th	1,206						
2009	Michael Ness #	RHP	San Francisco Giants	47th	1,407						
2008	Nate Freiman #	1B	Texas Rangers	28th	843						
2007	Jimmy Gallagher	OF	Chicago White Sox	7th	239						
2007	Brett Bartles	INF	Cincinnati Reds	30th	919						
2007	Tony Bajoczyk	RHP	Boston Red Sox	34th	1,041						
2004	Tim Layden	LHP/INF	Chicago Cubs	6th	186						
2004	Zach Schreiber	RHP	Atlanta Braves	16th	491						
2003	Brian Patrick	OF	Toronto Blue Jays	25th	740						
2002	Larry Broadway	1B	Montreal Expos	3rd	77						
2002	Kevin Kelly	INF	San Francisco Giants	5th	157						
2001	J.D. Alleva	INF	Kansas City Royals	24th	715						
1999	Vaughn Schill	SS	Seattle Mariners	4th	125						
1999	Chris Capuano	LHP	Arizona Diamondbacks	8th	238						
1999	Stephen Cowie	RHP	Seattle Mariners	9th	287						
1998	Jeff Becker	INF	Milwaukee Brewers	20th	596						
1998	Gregg Maluchinuk	C	Atlanta Braves	20th	611						
1997	Richard Dishman	RHP	Atlanta Braves	23rd	712						
1996	Scott Schoeneweis	LHP	California Angels	3rd	85						
1996	David Darwin	LHP	Detroit Tigers	26th	761						
1996	Richard Dishman #	RHP	San Francisco Giants	46th	1,345						
1996	Mike King	OF	Tampa Bay Devil Rays	62nd	1,613						
1995	Ray Farmer	OF	Seattle Mariners	61st	1,522						
1994	Ryan Jackson	LHP/OF	Florida Marlins	7th	180						

DRAFT PICKS BY POSITION

POSITION	#
RHP	24
LHP	14
C	5
1B	6
2B	3
3B	4
SS	7
OF	12

DRAFT PICKS BY ROUND

ROUND	#
1-5	13
6-10	11
11-15	5
16-20	11
21-25	10
26-30	7
31-35	6
36-40	5

DRAFT PICKS BY ORGANIZATION

AMERICAN LEAGUE		NATIONAL LEAGUE	
ORGANIZATION	#	ORGANIZATION	#
Baltimore Orioles	0	Arizona Diamondbacks	3
Boston Red Sox	3	Atlanta Braves	6
Chicago White Sox	3	Chicago Cubs	5
Cleveland Indians	1	Cincinnati Reds	5
Detroit Tigers	4	Colorado Rockies	2
Houston Astros	1	Los Angeles Dodgers	2
Kansas City Royals	3	Miami Marlins	1
Los Angeles Angels	2	Milwaukee Brewers	1
Minnesota Twins	1	New York Mets	2
New York Yankees	2	Philadelphia Phillies	2
Oakland Athletics	1	Pittsburgh Pirates	3
Seattle Mariners	4	San Diego Padres	3
Tampa Bay Rays	3	San Francisco Giants	3
Texas Rangers	2	St. Louis Cardinals	0
Toronto Blue Jays	3	Washington Nationals	3

16

AARON BEASLEY

FRESHMAN || LHP/INF || L/L || 6-3 || 225 || DURHAM, N.C.

- 2018 *Rawlings-Perfect Game* Honorable Mention All-American (HS)
- Rated as the No. 8 overall prospect and the top-ranked left-handed pitcher in the state of North Carolina by *Perfect Game*
- Made his collegiate debut in game two of the series against Northwestern, working 1.0 inning
- Began the season with five appearances without allowing an earned run, spanning from Feb. 23-April 13

CAREER STATISTICS

Year	Avg	GP	GS	AB	R	H	2B	3B	HR	RBI	BB	SO	SB	ATT
2019	-	-	-	-	-	-	-	-	-	-	-	-	-	-
TOTAL	-	-	-	-	-	-	-	-	-	-	-	-	-	-

Year	ERA	W	L	App	GS	CG	SHO	CBO	SV	IP	H	R	ER	BB	SO
2019	4.00	0	0	8	0	0	0	0	0	9.0	13	6	4	7	9
TOTAL	4.00	0	0	8	0	0	0	0	0	9.0	13	6	4	7	9

SINGLE-GAME HIGHS

Hits:
 Doubles:
 Triples:
 Home runs:
 Total bases:
 RBI:
 Runs scored:
 Walks:
 Struck out:
 At bats:
 Stolen bases:
 Innings pitched: 2.0, twice, last vs. Liberty, May 8, 2019
 Walks allowed: 3 vs. Northwestern (2), Feb. 23, 2019
 Strikeouts: 2, twice, last at NC Central, April 9, 2019
 Batters faced: 10 vs. Liberty, May 8, 2019

2019 GAME-BY-GAME

Date	Opponent	GS	IP	H	R	ER	BB	SO	DEC
2/23/19	Northwestern (2)		1.0	0	0	0	3	2	--
3/9/19	at Virginia		0.1	0	0	0	0	0	--
3/20/19	Campbell		1.0	1	1	0	0	0	--
4/9/19	at NC Central		2.0	2	0	0	0	2	--
4/13/19	Virginia Tech		1.0	2	0	0	1	2	--
4/16/19	Texas Tech		1.0	3	2	1	1	2	--
4/23/19	NC Central		0.2	1	0	0	1	0	--
5/8/19	Liberty		2.0	4	3	3	1	1	--

32

JACK CAREY

FRESHMAN || RHP || R/R || 6-0 || 185 || SUMMIT, N.J.

- 2018 *Rawlings-Perfect Game* Northeast All-Region First Team
- Rated as the No. 5 overall prospect in the state of New Jersey, and the second-best right-handed pitcher by *Perfect Game*
- Pitched the final 3.0 frames in Duke's combined no-hitter over Penn State, recording a season-high five strikeouts to earn his first career save
- Tied for third on the team in wins with three

CAREER STATISTICS

Year	ERA	W	L	App	GS	CG	SHO	CBO	SV	IP	H	R	ER	BB	SO
2019	4.34	3	1	16	0	0	0	1	1	29.0	28	18	14	13	26
TOTAL	4.34	3	1	16	0	0	0	1	1	29.0	28	18	14	13	26

SINGLE-GAME HIGHS

Innings Pitched: 3.1 vs. Northwestern (2), Feb. 23, 2019
 Walks Allowed: 3 vs. Penn, March, 5, 2019
 Strikeouts: 5 vs. Penn State, March 1, 2019
 Batters faced: 19 vs. Northwestern (2), Feb. 23, 2019

RANKINGS

DBaseball ACC Impact Freshmen: No. 31

2019 GAME-BY-GAME

Date	Opponent	GS	IP	H	R	ER	BB	SO	DEC
2/16/19	Lehigh		3.0	3	0	0	1	4	--
2/23/19	Northwestern (2)		3.1	7	3	3	2	4	W
3/1/19	vs. Penn State		3.0	0	0	0	0	5	SV
3/5/19	Penn		2.0	1	3	2	3	1	--
3/20/19	Campbell		0.1	3	2	2	0	0	--
3/24/19	Wake Forest		0.2	1	0	0	0	0	--
3/31/19	at North Carolina		1.1	2	0	0	1	2	--
4/3/19	at East Carolina		1.1	3	3	3	1	0	--
4/9/19	at NC Central		1.1	2	2	1	1	1	--
4/13/19	Virginia Tech		1.0	0	0	0	0	0	--
4/16/19	Texas Tech		2.0	2	2	0	1	2	--
4/20/19	at Clemson		2.2	2	0	0	0	2	W
4/21/19	at Clemson		1.1	0	0	0	1	2	--
4/27/19	at Boston College (1)		2.2	2	1	1	1	2	W
5/5/19	VCU (2)		1.0	0	2	2	1	0	L
5/8/19	Liberty		2.0	0	0	0	0	1	--

43 CHASE CHEEK

JUNIOR || OF || L/L || 6-1 || 180 || ORLANDO, FLA.

- Elected to the team's leadership council as the junior class representative
- 20-of-23 on stolen base attempts this season, leading the team
- Ranks third in the ACC in stolen bases
- Owned a 24-game reached base streak, spanning from March 10-April 21
- Third on the squad in multi-hit games with 13

CAREER STATISTICS

Year	Avg	GP	GS	AB	R	H	2B	3B	HR	RBI	BB	SO	SB	ATT
2017	.190	35	7	42	6	8	2	0	0	1	4	17	2	3
2018	.158	26	1	19	7	3	1	0	0	3	1	8	2	2
2019	.284	46	46	176	34	50	11	3	1	22	21	35	20	23
TOTAL	.257	107	54	237	47	61	14	3	1	26	26	60	24	28

CAREER HIGHS

Hits: 4 at Boston College (2), April 27, 2019
 Doubles: 2 at NC Central, April 9, 2019
 Triples: 1, 3 times, last at Clemson, April 21, 2019
 Home runs: 1 vs. Wake Forest, March 22, 2019
 Total bases: 5, twice, last at Boston College (2), April 27, 2019
 RBI: 3 vs. Wake Forest, March 22, 2019
 Runs scored: 3 vs. Campbell, June 2, 2018
 Walks: 2, 3 times, last vs. Pittsburgh (2), April 6, 2019
 Struck out: 3 vs. Wake Forest, March 23, 2019
 At bats: 6 vs. Penn, March 5, 2019
 Stolen bases: 2, 5 times, last at Boston College (2), April 27, 2019

27 BILL CHILLARI

JUNIOR || LHP || L/L || 6-2 || 215 || NEWPORT, N.J.

- Has transitioned to a weekend starter for the team during ACC play
- Worked a career-high 6.0 innings against Louisville
- Owns a 2-2 record across 2019

CAREER STATISTICS

Year	ERA	W	L	App	GS	CG	SHO	CBO	SV	IP	H	R	ER	BB	SO
2017	5.87	0	1	15	0	0	0	0	0	15.1	15	11	10	8	12
2018	4.72	6	1	16	7	0	0	3	0	34.1	29	19	18	11	36
2019	3.95	2	2	15	12	0	0	1	0	54.2	53	31	24	19	39
TOTAL	4.49	8	4	46	19	0	0	4	0	104.1	97	61	52	38	87

CAREER HIGHS

Innings pitched: 6.0 vs. Louisville, March 17, 2019
 Walks allowed: 4 at Boston College (1), April 27, 2019
 Strikeouts: 6 vs. Lehigh, Feb. 15, 2019
 Batters faced: 26 vs. Louisville, March 17, 2019

2019 GAME-BY-GAME

Date	Opponent	GS	IP	H	R	ER	BB	SO	DEC
2/15/19	Lehigh		2.0	0	0	0	0	6	-
2/19/19	Davidson	*	3.2	0	0	0	1	4	W
2/23/19	Northwestern (2)		1.0	0	0	0	0	1	-
2/26/19	Richmond	*	4.0	3	1	1	0	4	W
3/2/19	vs. Penn State		0.1	2	2	2	1	0	-
3/5/19	Penn	*	2.0	1	0	0	1	2	-
3/10/19	at Virginia (2)	*	4.2	2	1	0	2	3	-
3/17/19	Louisville	*	6.0	6	4	3	3	1	-
3/24/19	Wake Forest	*	4.2	5	4	3	2	4	-
3/31/19	at North Carolina	*	4.2	7	5	5	2	0	L
4/6/19	Pittsburgh (2)	*	4.0	5	4	1	2	3	-
4/13/19	Virginia Tech	*	5.0	7	6	5	0	3	L
4/20/19	at Clemson	*	4.1	6	1	1	0	2	-
4/27/19	at Boston College (1)	*	4.1	3	0	0	4	2	-
5/5/19	VCU (2)	*	4.0	6	3	3	1	4	-

3 CHRIS CRABTREE

SOPHOMORE || INF || L/L || 6-4 || 220 || BAHAMA, N.C.

- Third on the team in walks with 24
- Fifth on the squad in RBI with 25
- Recorded an inside-the-park home run against NC Central on April 9
- Recipient of the 2018 Omaha Award, awarded to the team's best all-around athlete
- Posted a standout performance in the 2018 NCAA Athens Regional, being named to the All-Tournament team and selected as the Most Outstanding Player

CAREER STATISTICS

Year	Avg	GP	GS	AB	R	H	2B	3B	HR	RBI	BB	SO	SB	ATT
2018	.457	20	6	35	9	16	5	0	2	11	6	5	0	1
2019	.253	44	41	158	27	40	11	1	3	25	24	56	6	7
TOTAL	.290	64	47	193	36	56	16	1	5	36	30	61	6	8

CAREER HIGHS

Hits: 4 vs. Troy, June 3, 2018
 Doubles: 2 vs. Louisville, March 15, 2019
 Triples: 1 vs. Penn State, March 3, 2019
 Home Runs: 2 vs. Troy, June 3, 2018
 Total bases: 10 vs. Troy, June 3, 2018
 RBI: 5 vs. Troy, June 3, 2018
 Runs scored: 3 at Virginia (2), March 10, 2019
 Walks: 3 vs. Penn, March 5, 2019
 Struck out: 3, 3 times, last vs. Virginia Tech, April 14, 2019
 At bats: 6, twice, last vs. Wake Forest, March 24, 2019
 Stolen bases: 2 vs. Penn, March 5, 2019

HONORS

2018 NCAA Athens Regional All-Tournament Team
 2018 NCAA Athens Regional Most Outstanding Player
 2017-18 ACC Academic Honor Roll



HUNTER DAVIS

SENIOR || RHP || R/R || 6-4 || 205 || ATLANTA, GA.

- Third on the team in appearances with 19 on the season
- Has earned one win and two saves this season
- Elected to the team's leadership council for the fourth straight year, and selected as a team captain for the 2019 squad

CAREER STATISTICS

Year	ERA	W	L	App	GS	CG	SHO	CBO	SV	IP	H	R	ER	BB	SO
2016	4.15	0	0	8	0	0	0	0	0	13.0	16	10	6	10	12
2017	4.20	0	1	12	2	0	0	0	0	15.0	12	9	7	13	15
2018	3.68	2	0	12	0	0	0	0	0	22.0	20	9	9	13	14
2019	1.47	1	2	19	0	0	0	2	2	36.2	22	10	6	23	39
TOTAL	2.91	3	3	51	2	0	0	2	2	86.2	70	38	28	59	80

CAREER HIGHS

Innings pitched: 4.1, twice, last at Virginia Tech, April 14, 2019
 Walks allowed: 3, 3 times, last vs. Virginia Tech, April 14, 2019
 Strikeouts: 6 at Wake Forest, Mar 25, 2016
 Batters faced: 21 at Wake Forest, Mar 25, 2016

HONORS

2017-18 ACC Academic Honor Roll
 2016-17 ACC Academic Honor Roll
 2015-16 ACC Academic Honor Roll

2019 GAME-BY-GAME

Date	Opponent	GS	IP	H	R	ER	BB	SO	DEC
2/15/19	Lehigh		3.0	0	0	0	0	4	-
2/19/19	Davidson		2.1	1	1	1	1	3	-
2/23/19	Northwestern (1)		3.0	3	1	0	1	5	-
2/26/19	Richmond		2.0	0	0	0	2	3	-
3/2/19	vs. Penn State		1.2	2	2	2	2	2	L
3/5/19	Penn		3.0	0	0	0	1	3	-
3/10/19	at Virginia (1)		2.0	1	0	0	2	1	SV
3/12/19	East Carolina		2.0	1	0	0	1	2	-
3/16/19	Louisville		2.1	2	1	1	0	1	-
3/20/19	Campbell		0.1	0	0	0	0	1	-
3/23/19	Wake Forest		2.1	3	2	1	1	2	-
3/26/19	at Davidson		1.1	0	0	0	1	2	SV
3/29/19	at North Carolina		1.2	1	0	0	1	1	-
3/30/19	at North Carolina		0.0	2	2	1	1	0	-
4/6/19	Pittsburgh (2)		0.2	1	1	0	3	0	-
4/7/19	Pittsburgh		1.2	1	0	0	2	3	-
4/14/19	Virginia Tech		4.1	1	0	0	3	4	-
4/21/19	at Clemson		2.2	1	0	0	1	2	W
4/27/19	at Boston College (2)		0.1	2	0	0	0	0	-



MATT DOCKMAN

SOPHOMORE || LHP || L/L || 6-4 || 210 || HILLIARD, OHIO

- Entered in a relief appearance in game two against Lehigh, working a career-high 3.1 scoreless innings to earn his first career win
- Pitched 1.0 inning in Duke's combined no-hitter over Penn State, recording across his lone inning of work
- Second on the team in wins with four on the season

CAREER STATISTICS

Year	ERA	W	L	App	GS	CG	SHO	CBO	SV	IP	H	R	ER	BB	SO
2018	2.13	0	1	24	1	0	0	1	0	25.1	26	7	6	9	21
2019	4.50	4	1	15	0	0	0	2	0	26.0	30	15	13	5	27
TOTAL	3.33	4	2	39	1	0	0	3	0	51.1	56	22	19	14	48

CAREER HIGHS

Innings pitched: 3.1 vs. Lehigh, Feb. 17, 2019
 Walks allowed: 2 at NC Central, Feb. 27, 2018
 Strikeouts: 5 vs. Virginia Tech, April 12, 2019
 Batters faced: 13 vs. Lehigh, Feb. 17, 2019

HONORS

2017-18 ACC Academic Honor Roll

2019 GAME-BY-GAME

Date	Opponent	GS	IP	H	R	ER	BB	SO	DEC
2/17/19	Lehigh		3.1	2	0	0	1	4	W
2/23/19	Northwestern (1)		3.0	3	1	0	1	5	-
3/1/19	vs. Penn State		1.0	0	0	0	0	1	-
3/3/19	vs. Penn State		1.0	1	0	0	0	2	-
3/6/19	Penn		1.0	3	2	2	1	0	L
3/9/19	at Virginia		0.1	2	2	2	1	0	-
3/15/19	Louisville		3.0	6	4	2	0	2	-
4/6/19	Pittsburgh (2)		2.0	1	0	0	0	2	W
4/9/19	at NC Central		2.1	0	0	0	1	3	-
4/12/19	Virginia Tech		3.0	1	0	0	1	5	-
4/16/19	Texas Tech		2.0	0	0	0	0	2	W
4/19/19	at Clemson		2.0	3	2	2	0	2	W
4/21/19	at Clemson		0.1	2	1	1	0	0	-
4/26/19	at Boston College		1.1	3	1	1	0	0	-
5/5/19	VCU (2)		1.1	1	0	0	0	3	-



KYLE GALLAGER

GRADUATE || OF || R/R || 6-4 || 225 || ENDWELL, N.Y.

- Graduate student transfer from Cornell
- A two-sport athlete at Cornell, playing both football and baseball
- Led the Big Red in doubles (10) last season, and tied for the team lead in runs scored (29) while driving 22 runs
- Tied for the team lead in home runs with six
- Has posted 11 multi-hit games, which ties for fifth on the team

CAREER STATISTICS

Year	Avg	GP	GS	AB	R	H	2B	3B	HR	RBI	BB	SO	SB	ATT
2017 *	.243	20	18	70	6	17	5	0	0	6	2	13	1	2
2018 *	.273	37	37	139	29	38	10	1	1	22	35	29	4	6
2019	.241	47	41	162	28	39	6	1	6	22	17	50	1	1
TOTAL	.253	104	96	371	63	94	21	2	7	50	54	92	6	9

* Denotes at Cornell

SINGLE-GAME HIGHS

- Hits: 3 vs. Pittsburgh, April 7, 2019
- Doubles: 1, 6 times, last at NC Central, April 9, 2019
- Triples: 1 vs. NC Central, April 23, 2019
- Home runs: 1, 6 times, last vs. VCU (2), May 5, 2019
- Total bases: 7 vs. NC Central, April 23, 2019
- RBI: 3, twice, last vs. Virginia Tech, April 14, 2019
- Runs scored: 2, twice, last vs. Texas Tech, April 16, 2019
- Walks: 2 at Clemson, April 19, 2019
- Struck out: 4 at Boston College (2), April 27, 2019
- At bats: 6 at Boston College (2), April 27, 2019
- Stolen bases: 1 at East Carolina, April 3, 2019



THOMAS GIRARD

SOPHOMORE || RHP || R/R || 5-11 || 170 || SIMSBURY, CONN.

- Tied for first on the team in appearances with 21
- A perfect eight-for-eight in save opportunities to lead the team
- Tied for fourth in the ACC in saves
- Fourth on the squad in strikeouts with 46

CAREER STATISTICS

Year	ERA	W	L	App	GS	CG	SHO	CBO	SV	IP	H	R	ER	BB	SO
2018	4.91	0	0	8	0	0	0	0	0	11.0	12	6	6	3	10
2019	1.51	1	4	21	0	0	0	3	8	35.2	20	6	6	12	46
TOTAL	2.31	1	4	29	0	0	0	3	8	46.2	32	12	12	15	56

CAREER HIGHS

- Innings pitched: 3.2 vs. Wake Forest, March 24, 2019
- Walks allowed: 3 vs. Pittsburgh (1), April 6, 2019
- Strikeouts: 6 vs. Virginia Tech, April 14, 2019
- Batters faced: 15 vs. Wake Forest, March 24, 2019

2019 GAME-BY-GAME

Date	Opponent	GS	IP	H	R	ER	BB	SO	DEC
2/15/19	Lehigh		1.0	0	0	0	1	2	-
2/19/19	Davidson		1.0	0	0	0	0	2	-
2/24/19	Northwestern		1.2	0	0	0	0	3	-
2/26/19	Richmond		1.0	0	0	0	1	2	SV
3/3/19	vs. Penn State		2.0	2	0	0	0	2	-
3/5/19	Penn		1.0	2	1	1	0	1	L
3/10/19	at Virginia (2)		1.1	0	0	0	1	1	SV
3/12/19	East Carolina		1.0	0	0	0	0	1	-
3/17/19	Louisville		2.0	1	0	0	0	2	-

3/23/19	Wake Forest	2.1	3	1	1	0	3	L
3/24/19	Wake Forest	3.2	4	1	1	1	4	L
3/30/19	at North Carolina	2.0	1	1	1	2	2	L
4/6/19	Pittsburgh (1)	2.0	0	0	0	3	3	SV
4/9/19	at NC Central	1.0	0	0	0	0	0	SV
4/12/19	Virginia Tech	2.0	2	0	0	0	2	SV
4/14/19	Virginia Tech	2.1	1	0	0	0	6	W
4/19/19	at Clemson	1.0	0	0	0	0	1	SV
4/20/19	at Clemson	2.0	2	2	2	2	1	-
4/23/19	NC Central	1.0	1	0	0	0	1	-
4/27/19	at Boston College (1)	2.0	0	0	0	0	3	SV
5/5/19	VCU (1)	2.1	1	0	0	1	4	SV



BEN GROSS

GRADUATE || RHP || R/R || 6-1 || 210 || CRANBURY, N.J.

- Graduate student transfer from Princeton
- Drafted in the 34th round (No. 1,032 overall) of the 2018 MLB Draft by the Houston Astros
- Named to the All-Ivy League second team following the 2018 campaign
- Team leader in wins with six this season
- Ranks second among ACC pitchers in opposing batting average, holding hitters to a .183 mark (31-169)
- Worked a season-high 7.0 innings in the series opener against Pittsburgh
- Owns a 2.81 ERA (13 ER/41.2 IP) as a starter

CAREER STATISTICS

Year	ERA	W	L	App	GS	CG	SHO	CBO	SV	IP	H	R	ER	BB	SO
2016 *	0.00	0	0	2	0	0	0	0	0	3.0	2	0	0	1	2
2017 *	4.20	3	5	9	9	1	0	0	0	49.1	56	29	23	13	48
2018 *	4.47	4	5	9	9	1	1	0	0	52.1	54	29	26	7	52
2019	3.42	6	3	15	8	0	0	2	0	50.0	31	19	19	20	54
TOTAL	3.96	13	13	35	26	2	1	2	0	154.2	143	77	68	41	156

* Denotes at Princeton

SINGLE-GAME HIGHS

- Innings Pitched: 7.0 vs. Pittsburgh (1), April 6, 2019
- Walks Allowed: 4, twice, last at Clemson, April 19, 2019
- Strikeouts: 10 vs. Pittsburgh (1), April 6, 2019
- Batters faced: 27 at Clemson, April 19, 2019

2019 GAME-BY-GAME

Date	Opponent	GS	IP	H	R	ER	BB	SO	DEC
2/15/19	Lehigh		2.0	1	0	0	0	3	-
2/19/19	Davidson		2.0	2	2	2	1	5	-
2/23/19	Northwestern (1)		1.0	0	0	0	0	2	W
3/3/19	vs. Penn State		1.0	1	1	1	1	3	W
3/6/19	Penn	*	3.0	2	0	0	1	6	-
3/10/19	at Virginia (2)		1.1	1	0	0	2	2	-
3/17/19	Louisville		0.0	2	3	3	1	0	L
3/20/19	Campbell		1.0	0	0	0	0	0	-
3/22/19	Wake Forest	*	5.0	1	1	1	1	6	W
3/29/19	at North Carolina	*	6.1	2	1	1	2	4	L
4/6/19	Pittsburgh (1)	*	7.0	2	0	0	4	10	W
4/12/19	Virginia Tech	*	4.0	1	0	0	2	5	W
4/19/19	at Clemson	*	6.0	4	6	6	4	3	-
4/26/19	at Boston College	*	6.1	9	4	4	0	1	L
5/5/19	VCU (1)	*	4.0	3	1	1	1	4	W

25 ELI HERRICK

JUNIOR || RHP || L/R || 6-2 || 200 || AUBURN, WASH.

- Junior college transfer from Bellevue College
- Named 2018 Northwest Athletic Conference North Runner-Up Starting Pitcher of the Year at Bellevue
- Recorded a season-high seven strikeouts in the series finale with Wake Forest, working a season-high tying 3.0 innings
- Tied for the team lead in appearances with 21 on the season

CAREER STATISTICS

Year	ERA	W	L	App	GS	CG	SHO	CBO	SV	IP	H	R	ER	BB	SO
2019	4.45	2	1	21	0	0	0	1	1	30.1	26	18	15	12	41
TOTAL	4.45	2	1	21	0	0	0	1	1	30.1	26	18	15	12	41

SINGLE-GAME HIGHS

Innings Pitched: 3.0, 3 times, last vs. Wake Forest, March 24, 2019
 Walks Allowed: 2, 4 times, last vs. Texas Tech, April 16, 2019
 Strikeouts: 7 vs. Wake Forest, March 24, 2019
 Batters faced: 15 at Virginia, March 9, 2019

2018 GAME-BY-GAME

Date	Opponent	GS	IP	H	R	ER	BB	SO	DEC
2/17/19	Lehigh		2.0	2	0	0	0	4	SV
2/24/19	Northwestern		0.2	3	3	2	1	0	L
2/26/19	Richmond		1.0	1	1	0	0	2	-
3/2/19	vs. Penn State		1.0	0	0	0	0	3	-
3/5/19	Penn		3.0	3	3	2	2	2	-
3/9/19	at Virginia		3.0	2	1	1	2	3	-
3/15/19	Louisville		2.0	1	0	0	1	3	-
3/20/19	Campbell		1.2	3	2	2	1	1	-
3/24/19	Wake Forest		3.0	2	0	0	2	7	-
3/30/19	at North Carolina		1.1	2	2	2	0	0	-
3/31/19	at North Carolina		0.0	1	3	3	1	0	-
4/3/19	at East Carolina		1.0	0	0	0	0	0	-
4/6/19	Pittsburgh (2)		1.1	0	0	0	0	3	-
4/7/19	Pittsburgh		1.1	0	0	0	0	3	W
4/9/19	at NC Central		0.1	0	0	0	0	0	W
4/13/19	Virginia Tech		2.0	0	0	0	0	2	-
4/16/19	Texas Tech		1.0	1	1	1	2	2	-
4/23/19	NC Central		2.0	3	2	2	0	4	-
4/26/19	at Boston College		0.1	0	0	0	0	1	-
4/27/19	at Boston College (2)		1.2	1	0	0	0	1	-
5/5/19	VCU (2)		0.2	1	0	0	0	0	-

4 WIL HOYLE

SOPHOMORE || INF || S/R || 5-9 || 160 || DURHAM, N.C.

- Did not see game action in 2018
- Chosen by the Oakland Athletics in the 38th round (No. 1,131 overall) of the 2017 MLB Draft
- Made his collegiate debut in game two against Lehigh, entering as a pinch-hitter late in the ballgame before seeing time at second base
- First career start came in the series finale against Northwestern (2/24)

CAREER STATISTICS

Year	Avg	GP	GS	AB	R	H	2B	3B	HR	RBI	BB	SO	SB	ATT
2018	-	-	-	-	-	-	-	-	-	-	-	-	-	-
2019	.143	17	2	14	4	2	0	0	0	2	9	0	0	0
TOTAL	.143	17	2	14	4	2	0	0	0	2	9	0	0	0

CAREER HIGHS

Hits: 1, twice, last vs. Campbell, March 20, 2019
 Doubles:
 Triples:
 Home runs:
 Total bases: 1, twice, last vs. Campbell, March 20, 2019
 RBI:
 Runs scored: 2 vs. Northwestern (2), Feb. 23, 2019
 Walks: 1, twice, last vs. Penn, March 6, 2019
 Struck out: 2, twice, last vs. Penn, March 6, 2019
 At bats: 3, twice, last vs. Penn, March 6, 2019
 Stolen bases:

28 BRYCE JARVIS

SOPHOMORE || RHP/INF || L/R || 6-2 || 185 || FRANKLIN, TENN.

- Currently ranks second on the team in strikeouts with 58
- Tied for third on the squad in wins with three on the season
- Worked a career-high 7.0 innings at Virginia, allowing only one unearned run to notch his second win of the season
- Earned his first save of the season, working the final inning of game two against Pittsburgh

CAREER STATISTICS

Year	ERA	W	L	App	GS	CG	SHO	CBO	SV	IP	H	R	ER	BB	SO
2018	2.45	5	1	25	5	0	0	3	1	47.2	23	14	13	22	67
2019	4.31	3	0	13	7	0	0	1	1	48.0	45	28	23	25	58
TOTAL	3.39	8	1	38	12	0	0	4	2	95.2	68	42	36	47	125

CAREER HIGHS

Innings Pitched: 7.0 at Virginia (1), March 10, 2019
 Walks Allowed: 5 vs. Northwestern (2), Feb. 23, 2019
 Strikeouts: 9 vs. Lehigh, Feb. 16, 2019
 Batters faced: 30 at Virginia (1), March 10, 2019

HONORS

2017-18 ACC Academic Honor Roll

RANKINGS

DBaseball Top 350 College Prospects: No. 135

2019 GAME-BY-GAME

Date	Opponent	GS	IP	H	R	ER	BB	SO	DEC
2/16/19	Lehigh	*	4.0	1	1	0	2	9	W
2/23/19	Northwestern (2)	*	2.2	3	5	5	5	3	-
3/2/19	vs. Penn State	*	5.0	7	4	3	1	8	-
3/10/19	at Virginia (1)	*	7.0	6	1	0	2	4	W
3/16/19	Louisville	*	6.2	3	1	0	3	7	-
3/23/19	Wake Forest	*	4.1	11	6	6	3	6	-
3/30/19	at North Carolina	*	4.2	2	3	2	4	2	-
4/3/19	at East Carolina		1.0	0	0	0	0	0	-
4/6/19	Pittsburgh (2)		1.0	1	0	0	0	2	SV
4/7/19	Pittsburgh		4.2	8	7	7	2	7	-
4/23/19	NC Central		1.1	0	0	0	0	2	-
4/27/19	at Boston College (2)		3.0	2	0	0	2	3	W
5/5/19	VCU (1)		2.2	1	0	0	1	5	-



ADAM LASKEY

JUNIOR || LHP || R/L || 6-3 || 205 || BARRINGTON, N.J.

- Made his first appearance of the season in the series opener with Wake Forest, tossing 1.0 inning
- Earned his first win of the season April 23 against NC Central, working 4.0 hitless innings
- Pitched for the Falmouth Commodores of the Cape Cod League over the summer
- Named the Cape Cod Baseball League's Whitehouse Outstanding Pitcher
- Earned 2018 *Perfect Game/Rawlings* First Team Collegiate All-America honors following his stellar summer
- *D1Baseball's* fifth-best prospect in the ACC

CAREER STATISTICS

Year	ERA	W	L	App	GS	CG	SHO	CBO	SV	IP	H	R	ER	BB	SO
2017	6.83	4	5	16	14	0	0	1	0	55.1	82	45	42	24	48
2018	5.47	6	4	16	15	0	0	1	0	75.2	79	50	46	38	61
2019	6.00	1	0	6	3	0	0	0	0	12.0	13	9	8	13	10
TOTAL	6.04	11	9	38	32	0	0	2	0	143.0	174	104	96	75	119

CAREER HIGHS

Innings pitched: 7.0, twice, last at Pitt, March 23, 2018
 Walks allowed: 5, 3 times, last vs. North Carolina, May 13, 2018
 Strikeouts: 10 vs. Bucknell, Feb. 23, 2018
 Batters faced: 27, 4 times

RANKINGS

Baseball America 2019 Top 200 MLB Draft Prospects: No. 61
D1Baseball Top 350 College Prospects: No. 32
D1Baseball Top ACC Prospects, 2019 Draft: No. 5
Perfect Game Top 300 Prospects, 2019 Draft: No. 94
Perfect Game Top 100 College Prospects, 2019 Draft: No. 50
Perfect Game 2019 Top 100 College Juniors: No. 48

2019 GAME-BY-GAME

Date	Opponent	GS	IP	H	R	ER	BB	SO	DEC
3/22/19	Wake Forest		1.0	1	0	0	1	1	-
3/26/19	at Davidson		0.2	2	2	1	1	1	-
3/31/19	at North Carolina		1.1	2	3	3	3	2	-
4/9/19	at NC Central	*	2.0	5	3	3	2	2	-
4/16/19	Texas Tech	*	3.0	3	1	1	3	1	-
4/23/19	NC Central	*	4.0	0	0	0	3	3	W



JIMMY LOPER

FRESHMAN || RHP || R/R || 6-2 || 210 || CHESAPEAKE, VA.

- 2017 *Rawlings-Perfect Game* Honorable Mention All-American (HS)
- Rated as the No. 23 overall prospect and the ninth-best right-handed pitcher in the state of Virginia by *Perfect Game*

CAREER STATISTICS

Year	ERA	W	L	App	GS	CG	SHO	CBO	SV	IP	H	R	ER	BB	SO
2019	-	-	-	-	-	-	-	-	-	-	-	-	-	-	-
TOTAL	-	-	-	-	-	-	-	-	-	-	-	-	-	-	-

SINGLE-GAME HIGHS

Innings Pitched:
 Walks Allowed:
 Strikeouts:
 Batters faced:



JOEY LOPERFIDO

SOPHOMORE || INF || L/R || 6-4 || 195 || HADDONFIELD, N.J.

- Makes the shift to second base after being the team's primary first baseman a season ago
- Suffered an injury in the series opener against Northwestern, missing 23 games of action
- Returned to the lineup in the April 3 at East Carolina
- Paced the team's offense in 2018, leading the way with a .315 average, and starting all 63 contests
- Tabbed to the *Collegiate Baseball* Freshman All-America Team in 2018
- Named to the ACC All-Freshman Team last season
- Elected to the team's leadership council for a second consecutive year, serving as the sophomore class representative

CAREER STATISTICS

Year	Avg	GP	GS	AB	R	H	2B	3B	HR	RBI	BB	SO	SB	ATT
2018	.315	63	63	219	45	69	11	3	6	43	28	55	16	22
2019	.274	24	24	95	15	26	4	1	2	12	12	25	7	9
TOTAL	.303	87	87	314	60	95	15	4	8	55	40	80	23	31

CAREER HIGHS

Hits: 4, twice, last vs. Pittsburgh (2), April 6, 2019
 Doubles: 1, 15 times, last vs. Liberty, May 8, 2019
 Triples: 1, 4 times, last vs. Virginia Tech, April 13, 2019
 Home Runs: 1, 8 times, last at Clemson, April 21, 2019
 Total bases: 7 vs. Pittsburgh (2), April 6, 2019
 RBI: 5 vs. Bucknell, Feb. 25, 2018
 Runs scored: 3 vs. Bucknell, Feb. 25, 2018
 Walks: 2, 4 times, last vs. Lehigh, Feb. 16, 2019
 Struck out: 3, 5 times, last at Clemson, April 21, 2019
 At bats: 6 vs. Troy, June 3, 2018
 Stolen bases: 2, 4 times, last vs. Lehigh, Feb. 16, 2019

HONORS

2018 ACC All-Freshman Team
 2018 *Collegiate Baseball* Freshman All-America Team

RANKINGS

D1 Baseball Top ACC Prospects, 2020 Draft: No. 9



DAMON LUX

FRESHMAN || OF || R/R || 6-1 || 190 || SHELBYVILLE, IND.

- 2018 *Perfect Game/Rawlings* Honorable Mention All-American (HS)
- Rated as the No. 40 overall prospect and the fifth-ranked outfielder in the state of Indiana by *Perfect Game*
- Made his collegiate debut in game two against Lehigh, entering as a pinch-hitter late in the ballgame before seeing time at left field

CAREER STATISTICS

Year	Avg	GP	GS	AB	R	H	2B	3B	HR	RBI	BB	SO	SB	ATT
2019	.000	9	0	6	0	0	0	0	0	0	1	3	0	0
TOTAL	.000	9	0	6	0	0	0	0	0	0	1	3	0	0

SINGLE-GAME HIGHS

Hits:
 Doubles:
 Triples:
 Home Runs:
 Total bases:
 RBI:
 Runs scored:
 Walks: 1 vs. Campbell, March 20, 2019
 Struck out: 1, 3 times, last vs. Liberty, May 8, 2019
 At bats: 1, 6 times, last vs. Liberty, May 8, 2019
 Stolen bases:



STEVE MANN

SOPHOMORE || OF || R/R || 6-0 || 195 || FARMINGTON HILLS, MICH.

- Posted a .400 on-base percentage in 2018 as a freshman
- First career hit was a walkoff single in the bottom of the 11th to help Duke to a series win over then-No. 18 Virginia last season
- Drafted in the 38th round (No. 1,145) of the 2017 MLB Draft by the Detroit Tigers

CAREER STATISTICS

Year	Avg	GP	GS	AB	R	H	2B	3B	HR	RBI	BB	SO	SB	ATT
2018	.182	18	2	22	6	4	0	0	0	1	5	11	0	0
2019	.000	9	0	8	1	0	0	0	0	0	1	6	0	0
TOTAL	.133	27	2	30	7	4	0	0	0	1	6	17	0	0

CAREER HIGHS

Hits: 1, 4 times, last vs. Notre Dame, April 1, 2018
 Doubles:
 Triples:
 Home Runs:
 Total bases: 1, 4 times, last vs. Notre Dame, April 1, 2018
 RBI: 1 vs. Virginia, March 10, 2018
 Runs scored: 1, 7 times, last vs. vs. Northwestern (2), Feb. 23, 2019
 Walks: 1, 5 times, last at Richmond, April 3, 2018
 Struck out: 3 at Pitt, March, 25, 2018
 At bats: 4 at Pitt, March, 25, 2018
 Stolen bases:

HONORS

2017-18 ACC Academic Honor Roll



RUDY MAXWELL

FRESHMAN || C || R/R || 6-4 || 225 || BRENTWOOD, TENN.

- Rated as the No. 14 overall prospect and the second-best catcher in the state of Tennessee by *Perfect Game*
- Fifth on the team in batting average, hitting at a .269 clip
- Tied for second in triples with three on the season
- Recorded his first career grand slam in the series finale at Virginia to push the Blue Devils to a series-clinching victory

CAREER STATISTICS

Year	Avg	GP	GS	AB	R	H	2B	3B	HR	RBI	BB	SO	SB	ATT
2019	.269	37	33	130	23	35	9	3	2	16	11	29	4	4
TOTAL	.269	37	33	130	23	35	9	3	2	16	11	29	4	4

SINGLE-GAME HIGHS

Hits: 3, 3 times, last vs. Wake Forest, March 22, 2019
 Doubles: 2 vs. Campbell, March 20, 2019
 Triples: 1, 3 times, last vs. Wake Forest, March 22, 2019
 Home Runs: 1, twice, last at Virginia (2), March 10, 2019
 Total bases: 6, twice, last vs. Wake Forest, March 22, 2019
 RBI: 4 at Virginia (2), March 10, 2019
 Runs scored: 4 vs. Wake Forest, March 22, 2019
 Walks: 2 vs. Texas Tech, April 16, 2019
 Struck out: 4 vs. Lehigh, Feb. 15, 2019
 At bats: 6 vs. Penn, March 5, 2019
 Stolen bases: 1, 4 times, last at Clemson, April 21, 2019



OLIVER MCCARTHY

FRESHMAN || LHP || L/L || 6-3 || 205 || BROOKLYN, N.Y.

- 2018 *Perfect Game/Rawlings* Honorable Mention All-American (HS) and Northeast All-Region First Team selection
- Rated as the No. 6 overall prospect and the second-best left-handed pitcher in the state of New York by *Perfect Game*

CAREER STATISTICS

Year	ERA	W	L	App	GS	CG	SHO	CBO	SV	IP	H	R	ER	BB	SO
2019	-	-	-	-	-	-	-	-	-	-	-	-	-	-	-
TOTAL	-	-	-	-	-	-	-	-	-	-	-	-	-	-	-

SINGLE-GAME HIGHS

Innings pitched:
 Walks allowed:
 Strikeouts:
 Batters faced:

20 MATT MERVIS

JUNIOR || INF/RHP || L/R || 6-4 || 225 || POTOMAC, MD.

- Third on the team in batting average, hitting at a .305 clip
- Tied for third on the team in home runs with five on the season
- Has posted nine multi-hit contests this season
- Owns an on-base percentage of .388 to rank third on the squad
- Launched the go-ahead home run in the series finale at Clemson to seal the 9-8 win

CAREER STATISTICS

Year	Avg	GP	GS	AB	R	H	2B	3B	HR	RBI	BB	SO	SB	ATT
2017	.333	4	2	6	3	2	2	0	0	1	2	1	1	1
2018	.250	4	0	4	0	1	0	0	0	0	0	3	0	0
2019	.305	39	33	128	25	39	3	1	5	23	14	28	2	2
TOTAL	.304	47	35	138	28	42	5	1	5	24	16	32	3	3

Year	ERA	W	L	App	GS	CG	SHO	CBO	SV	IP	H	R	ER	BB	SO
2017	7.83	2	2	21	1	0	0	0	0	23.0	25	21	20	18	21
2018	4.91	3	0	20	0	0	0	1	0	25.2	21	18	14	10	21
2019	3.00	1	0	5	0	0	0	0	0	6.0	11	5	2	3	6
TOTAL	5.93	6	2	46	1	0	0	1	0	54.2	57	44	36	31	48

CAREER HIGHS

- Hits: 4 vs. Pittsburgh, April 7, 2019
- Doubles: 1, 5 times, last vs. Texas Tech, April 16, 2019
- Triples: 1 vs. Virginia Tech, April 14, 2019
- Home runs: 1, 5 times, last at Clemson, April 21, 2019
- Total bases: 8 vs. Pittsburgh, April 7, 2019
- RBI: 4 vs. Pittsburgh, April 7, 2019
- Runs scored: 3, twice, last at Clemson, April 21, 2019
- Walks: 2, twice, last at NC Central, April 9, 2019
- Struck out: 3, twice, last at Boston College, April 26, 2019
- At bats: 5, 5 times, last at Clemson, April 21, 2019
- Stolen bases: 1, twice, last vs. Virginia Tech, April 12, 2019
- Innings pitched: 3.2, twice, last at Wake Forest, April 9, 2018
- Walks allowed: 3 vs. Cornell, March 2, 2018
- Strikeouts: 4, twice, last at Wake Forest, April 9, 2018
- Batters faced: 16, twice, last at Wake Forest, April 9, 2018

HONORS

- 2017-18 ACC Academic Honor Roll
- 2016-17 ACC Academic Honor Roll

2019 GAME-BY-GAME

Date	Opponent	GS	IP	H	R	ER	BB	SO	DEC
2/26/19	Richmond		1.0	0	0	0	1	1	-
3/6/19	Penn		2.0	1	0	0	0	3	-
3/10/19	at Virginia (2)		1.1	5	1	1	0	0	W
3/20/19	Campbell		0.2	4	4	1	1	0	-
5/8/19	Liberty		1.0	1	0	0	1	2	-

1 ETHAN MURRAY

FRESHMAN || INF/RHP || R/R || 5-11 || 180 || CROZET, VA.

- Rated as the No. 34 overall prospect and the 10th-ranked shortstop in the state of Virginia by *Perfect Game*
- Has started every contest this season at shortstop
- Third on the team in RBI with 33 this season
- Tied for the team lead in walks with 25
- Ranks 12th in the ACC in batting average in conference play, hitting .337 (28-83)

CAREER STATISTICS

Year	Avg	GP	GS	AB	R	H	2B	3B	HR	RBI	BB	SO	SB	ATT
2019	.325	47	47	163	40	53	7	2	5	33	25	41	6	7
TOTAL	.325	47	47	163	40	53	7	2	5	33	25	41	6	7

Year	ERA	W	L	App	GS	CG	SHO	CBO	SV	IP	H	R	ER	BB	SO
2019	-	-	-	-	-	-	-	-	-	-	-	-	-	-	-
TOTAL	-	-	-	-	-	-	-	-	-	-	-	-	-	-	-

SINGLE-GAME HIGHS

- Hits: 4 at Clemson, April 21, 2019
- Doubles: 2 at Clemson, April 21, 2019
- Triples: 1, twice, last vs. Northwestern (2), Feb. 23, 2019
- Home runs: 1, 5 times, last vs. Liberty, May 8, 2019
- Total bases: 6 at Clemson, April 23, 2019
- RBI: 4, twice, last vs. Wake Forest, March 22, 2019
- Runs scored: 3, twice, last at Clemson, April 19, 2019
- Walks: 3 vs. Louisville, March 17, 2019
- Struck out: 3, twice, last at East Carolina, April 3, 2019
- At bats: 5, 3 times, last at Clemson, April 21, 2019
- Stolen bases: 1, 6 times, last at Clemson, April 19, 2019
- Innings pitched:
- Walks allowed:
- Strikeouts:
- Batters faced:

RANKINGS

*D*Baseball ACC Impact Freshmen: No. 38

42 ERIKSON NICHOLS

JUNIOR || INF || R/R || 6-4 || 200 || ORADELL, N.J.

- Began the season with a 24-game reached base streak, which came to an end March 26 at Davidson
- Fourth on the team in hits with 47
- Third on the squad with eight multiple-RBI games

CAREER STATISTICS

Year	Avg	GP	GS	AB	R	H	2B	3B	HR	RBI	BB	SO	SB	ATT
2017	.235	39	21	85	12	20	5	0	0	9	3	27	2	2
2018	.211	36	0	19	3	4	0	0	0	0	0	6	0	0
2019	.257	47	47	183	19	47	8	0	0	27	15	50	2	3
TOTAL	.247	122	68	287	34	71	13	0	0	36	18	83	4	5

CAREER HIGHS

Hits: 3, twice, last at North Carolina, March 30, 2019
 Doubles: 2, twice, last at North Carolina, March 30, 2019
 Triples:
 Home Runs:
 Total bases: 5 at North Carolina, March 30, 2019
 RBI: 2, 10 times, last vs. Virginia Tech, April 14, 2019
 Runs scored: 2, 3 times, last vs. Northwestern (2), Feb. 23, 2019
 Walks: 2, 3 times, last at Boston College (2), April 27, 2019
 Struck out: 3, 9 times, last at Clemson, April 20, 2019
 At bats: 6 vs. Wake Forest, March 24, 2019
 Stolen bases: 1, 4 times, last at Clemson, April 20, 2019

HONORS

2017-18 ACC Academic Honor Roll
 2016-17 ACC Academic Honor Roll

37 JOSH NIFONG

SOPHOMORE || RHP || L/R || 6-7 || 225 || HIGH POINT, N.C.

- Made his first appearance of the season in the series opener at Virginia, working 0.2 innings
- Made five relief appearances as a freshman in 2018, averaging one strikeout per inning

CAREER STATISTICS

Year	ERA	W	L	App	GS	CG	SHO	CBO	SV	IP	H	R	ER	BB	SO
2018	13.50	0	0	5	0	0	0	0	0	4.0	6	8	6	10	4
2019	27.00	0	0	1	0	0	0	0	0	0.2	3	2	2	1	1
TOTAL	15.43	0	0	6	0	0	0	0	0	4.2	9	10	8	11	5

CAREER HIGHS

Innings pitched: 1.0, 4 times, last vs. Maryland Eastern Shore, March 21, 2018
 Walks allowed: 3 at Vanderbilt, Feb. 18, 2018
 Strikeouts: 2 vs. Maryland Eastern Shore, March 21, 2018
 Batters faced: 9 at Vanderbilt, Feb. 18, 2018

HONORS

2017-18 ACC Academic Honor Roll

2019 GAME-BY-GAME

Date	Opponent	GS	IP	H	R	ER	BB	SO	DEC
3/9/19	at Virginia		0.2	3	2	2	1	1	-

19 AL PESTO

SENIOR || RHP || R/R || 6-3 || 210 || SAVANNAH, GA.

- Did not see game action in 2018
- Has made three appearances this season, including a scoreless outing against Campbell with 2.0 innings of work

CAREER STATISTICS

Year	ERA	W	L	App	GS	CG	SHO	CBO	SV	IP	H	R	ER	BB	SO
2016	1.83	2	0	15	0	0	0	0	0	19.2	12	6	4	6	21
2017															
2018															
2019	0.00	0	0	3	0	0	0	0	0	4.0	4	0	0	0	2
TOTAL	1.52	2	0	18	0	0	0	0	0	23.2	16	6	4	6	23

CAREER HIGHS

Innings pitched: 2.1 vs. Longwood, May 10, 2016
 Walks allowed: 2, twice, last at Liberty, April 19, 2016
 Strikeouts: 3 at Wake Forest, March 25, 2016
 Batters faced: 11 vs. Longwood, May 10, 2016

HONORS

2016-17 ACC Academic Honor Roll

2019 GAME-BY-GAME

Date	Opponent	GS	IP	H	R	ER	BB	SO	DEC
2/23/19	Northwestern (2)		1.0	1	0	0	0	1	-
3/20/19	Campbell		2.0	2	0	0	0	1	-
5/8/19	Liberty		1.0	1	0	0	0	0	-

38 MICHAEL ROTHENBERG

SOPHOMORE || C || S/R || 6-3 || 210 || BOCA RATON, FLA.

- Tied for the team lead in home runs with six
- Second on the team in RBI with 35, and has posted nine multi-RBI contests to tie for the team lead
- Named to the 2019 Buster Posey Award Watch List
- Listed at No. 32 on *Perfect Game's* 2019 Top 100 College Sophomores

CAREER STATISTICS

Year	Avg	GP	GS	AB	R	H	2B	3B	HR	RBI	BB	SO	SB	ATT
2018	.253	34	27	91	18	23	4	1	2	17	10	23	2	2
2019	.242	47	45	161	26	39	6	0	6	35	25	33	2	2
TOTAL	.246	81	72	252	44	62	10	1	8	52	35	56	4	4

CAREER HIGHS

Hits: 3, twice, last at Clemson, April 19, 2019
 Doubles: 2 at NC Central, Feb. 27, 2018
 Triples: 1 vs. Garner-Webb, May 6, 2018
 Home Runs: 1, 6 times, last vs. Wake Forest, March 22, 2019
 Total bases: 7 vs. Wake Forest, March 22, 2019
 RBI: 4, 4 times, last at Clemson, April 19, 2019
 Runs scored: 3 vs. Wake Forest, March 22, 2019
 Walks: 3 vs. Campbell, March 20, 2019
 Struck out: 3, twice, last at North Carolina, March 29, 2019
 At bats: 6 vs. Northwestern (2), Feb. 23, 2019
 Stolen bases: 1, 4 times, last at North Carolina, March 31, 2019

RANKINGS

Perfect Game 2019 Top 100 College Sophomores: No. 32

30 KYLE SALLEY

FRESHMAN || LHP || L/L || 5-9 || 180 || FLOSSMOOR, ILL.

- Rated as the No. 14 overall prospect and the fourth-best left-handed pitcher in the state of Illinois by *Perfect Game*
- Drafted in the 40th round (No. 1,188 overall) in the 2018 MLB Draft by the Chicago White Sox
- Made his collegiate debut in the series finale against Northwestern, working 3.1 scoreless innings
- Earned his first career win against East Carolina on March 14, tossing 1.1 innings, allowing one hit while recording three strikeouts

CAREER STATISTICS

Year	ERA	W	L	App	GS	CG	SHO	CBO	SV	IP	H	R	ER	BB	SO
2019	3.38	1	0	9	0	0	0	0	0	10.2	12	10	4	9	11
TOTAL	3.38	1	0	9	0	0	0	0	0	10.2	12	10	4	9	11

SINGLE-GAME HIGHS

Innings pitched: 3.1 vs. Northwestern, Feb. 24, 2019
 Walks allowed: 4 vs. Liberty, May 8, 2019
 Strikeouts: 4 vs. Northwestern, Feb. 24, 2019
 Batters faced: 13 vs. Penn, March 6, 2019

2019 GAME-BY-GAME

Date	Opponent	GS	IP	H	R	ER	BB	SO	DEC
2/24/19	Northwestern		3.1	1	0	0	1	4	-
3/6/19	Penn		3.0	2	1	0	1	2	-
3/10/19	at Virginia (2)		0.1	2	4	1	1	0	-
3/12/19	East Carolina		1.1	1	0	0	0	3	W
3/17/19	Louisville		0.0	0	1	1	1	0	-
3/20/19	Campbell		1.0	2	1	1	0	1	-
3/24/19	Wake Forest		0.0	0	0	0	1	0	-
3/31/19	at North Carolina		0.1	1	2	0	0	0	-
5/8/19	Liberty		1.1	3	1	1	4	1	-

40 RJ SCHRECK

FRESHMAN || OF || L/R || 6-1 || 185 || LOS ANGELES, CALIF.

- Rated as the No. 48 outfielder in the state of California by *Perfect Game*
- Made his collegiate debut in game two against Northwestern, entering late as a defensive replacement
- Recorded his first career RBI with a two-run double against East Carolina

CAREER STATISTICS

Year	Avg	GP	GS	AB	R	H	2B	3B	HR	RBI	BB	SO	SB	ATT
2019	.148	17	8	27	0	4	2	0	0	3	6	9	0	1
TOTAL	.148	17	8	27	0	4	2	0	0	3	6	9	0	1

SINGLE-GAME HIGHS

Hits: 1, 4 times, last vs. Liberty, May 8, 2019
 Doubles: 1, twice, last vs. Wake Forest, March 22, 2019
 Triples:
 Home Runs:
 Total bases: 2, twice, last vs. Wake Forest, March 22, 2019
 RBI: 2 vs. East Carolina, March 12, 2019
 Runs scored:
 Walks: 2 at Virginia (1), March 10, 2019
 Struck out: 2 vs. Campbell, March 20, 2019
 At bats: 4 vs. Liberty, May 8, 2019
 Stolen bases:

10 MATT STINEBISER

FRESHMAN || C || R/R || 6-1 || 185 || NORTHVILLE, MICH.

- 2018 *Perfect Game/Rawlings* Honorable Mention All-American (HS) and Central Region HM Selection
- Rated as the No. 11 overall prospect and the second-best catcher in the state of Michigan by *Perfect Game*
- Made his collegiate debut on Opening Day against Lehigh, entering as a defensive replacement at catcher late in the ballgame

CAREER STATISTICS

Year	Avg	GP	GS	AB	R	H	2B	3B	HR	RBI	BB	SO	SB	ATT
2019	.214	15	1	14	0	3	0	0	0	2	0	6	0	0
TOTAL	.214	15	1	14	0	3	0	0	0	2	0	6	0	0

SINGLE-GAME HIGHS

Hits: 1, 3 times, last at North Carolina, March 31, 2019
 Doubles:
 Triples:
 Home Runs:
 Total bases: 1, 3 times, last at North Carolina, March 31, 2019
 RBI: 2 vs. Louisville, March 17, 2019
 Runs scored:
 Walks:
 Struck out: 2 vs. Lehigh, Feb. 17, 2019
 At bats: 2 vs. Lehigh, Feb. 17, 2019
 Stolen bases:

2 COOPER STINSON

FRESHMAN || RHP || R/R || 6-6 || 245 || NORCROSS, GA.

- Rated as the No. 14 overall prospect and the fourth-ranked right-handed pitcher in the state of Georgia by *Perfect Game*
- Younger brother of Graeme Stinson
- Team leader in strikeouts with 73
- Recorded a season-high 10 strikeouts the start at Davidson, working a season-long 7.0 scoreless innings to earn his first career win

CAREER STATISTICS

Year	ERA	W	L	App	GS	CG	SHO	CBO	SV	IP	H	R	ER	BB	SO
2019	5.33	1	3	16	12	0	0	1	1	50.2	53	36	30	39	73
TOTAL	5.33	1	3	16	12	0	0	1	1	50.2	53	36	30	39	73

SINGLE-GAME HIGHS

Innings pitched: 7.0 at Davidson, March 26, 2019
 Walks allowed: 4, 3 times, last at East Carolina, April 3, 2019
 Strikeouts: 10 at Davidson, March 26, 2019
 Batters faced: 25 at Davidson, March 26, 2019

RANKINGS

D1Baseball ACC Impact Freshmen: No. 4

2019 GAME-BY-GAME

Date	Opponent	GS	IP	H	R	ER	BB	SO	DEC
2/17/19	Lehigh	*	3.2	4	3	3	3	7	-
2/24/19	Northwestern	*	3.1	7	2	1	2	7	-
3/3/19	vs. Penn State	*	5.0	3	1	1	4	6	-
3/12/19	East Carolina	*	4.2	2	2	0	4	2	-
3/17/19	Louisville		1.0	1	0	0	1	1	-
3/20/19	Campbell	*	1.0	2	2	2	0	1	L
3/22/19	Wake Forest		3.0	1	1	0	1	5	SV
3/26/19	at Davidson	*	7.0	1	0	0	3	10	W
3/31/19	at North Carolina		0.1	0	3	1	3	1	-
4/3/19	at East Carolina	*	4.2	6	3	3	4	6	L
4/7/19	Pittsburgh	*	2.1	3	2	2	3	4	-
4/14/19	Virginia Tech	*	2.1	9	5	5	0	4	-
4/21/19	at Clemson	*	4.2	6	7	7	4	8	-
4/27/19	at Boston College (2)	*	4.0	3	0	0	4	6	-
5/5/19	VCU (2)		2.0	1	0	0	2	2	-
5/8/19	Liberty	*	1.2	4	5	5	1	3	L

31 GRAEME STINSON

JUNIOR || LHP || L/L || 6-5 || 260 || NORCROSS, GA.

- Received five preseason All-America nods, including two first team honors from *D1Baseball* and *Baseball America*
- One of only three unanimous selections to the *Baseball America* Preseason All-America First Team
- Tabbed to the USA Golden Spikes Award Watch List
- Selected to the USA Baseball Collegiate National Team
- Rated as the fourth-best collegiate prospect in 2019 by both *Baseball America* and *D1Baseball*
- Started in Duke's combined no-hitter over Penn State, tossing 5.0 shutout innings to earn his second win of the season

CAREER STATISTICS

Year	ERA	W	L	App	GS	CG	SHO	CBO	SV	IP	H	R	ER	BB	SO
2017	6.67	3	1	12	9	0	0	0	0	28.1	24	23	21	12	45
2018	1.89	5	1	23	4	0	0	2	0	62.0	43	15	13	19	98
2019	4.58	2	2	5	5	0	0	2	0	19.2	12	10	10	9	26
TOTAL	3.60	10	4	40	18	0	0	4	0	110.0	79	48	44	40	169

CAREER HIGHS

Innings pitched: 6.0, twice, last at Texas Tech, June 10, 2018
 Walks allowed: 4 at Wake Forest, April 9, 2018
 Strikeouts: 10 vs. Mount St. Mary's, March 8, 2017
 Batters faced: 22, 3 times, last at Texas Tech, June 10, 2018

HONORS

Baseball America Preseason All-America First Team
Baseball America Preseason ACC Pitcher of the Year
Collegiate Baseball Preseason All-America Second Team
D1Baseball Preseason All-America First Team
D1Baseball Preseason ACC Pitcher of the Year
NCBWA Preseason All-America Third Team
Perfect Game Preseason All-America Third Team
Perfect Game Preseason All-ACC
 USA Baseball Golden Spikes Award Watch List

RANKINGS

Baseball America 2019 Top 50 College Prospects: No. 4
Baseball America 2019 Top MLB Draft Prospects: No. 9
D1Baseball Top 350 College Prospects: No. 4
D1Baseball Top ACC Prospects, 2019 Draft: No. 1
MLB Pipeline Top 50 MLB Draft Prospects: No. 9
Perfect Game Top 300 Prospects, 2019 Draft: No. 6
Perfect Game Top 100 College Prospects, 2019 Draft: No. 4
Perfect Game 2019 Top 100 College Juniors: No. 3

2018 GAME-BY-GAME

Date	Opponent	GS	IP	H	R	ER	BB	SO	DEC
2/17/18	at Vanderbilt		0.2	3	2	1	1	1	-
2/21/18	North Carolina Central	*	3.0	0	1	1	3	4	-
2/25/18	Bucknell		1.0	3	1	1	0	3	-
3/3/18	Cornell		1.0	1	0	0	0	2	-
3/7/18	Longwood		1.0	1	0	0	0	2	-
3/13/18	Yale		3.0	0	0	0	0	7	W
3/18/18	Miami		1.2	0	0	0	1	3	-
3/20/18	at Campbell		3.0	1	0	0	0	9	W
3/24/18	at Pittsburgh		2.0	2	0	0	0	3	-
3/27/18	Presbyterian	*	3.0	0	0	0	2	4	-
3/30/18	Notre Dame		1.0	0	0	0	2	1	-
4/3/18	at Richmond		4.0	1	0	0	1	6	W
4/9/18	at Wake Forest	*	4.1	6	4	4	4	2	L
4/17/18	East Carolina		2.2	4	2	2	0	5	-
4/22/18	NC State		3.0	2	1	1	1	4	-
4/27/18	at Virginia Tech		0.2	0	0	0	0	2	-
5/8/18	Liberty		2.0	4	2	1	1	4	-
5/13/18	North Carolina		4.0	1	0	0	0	6	-
5/17/18	at Georgia Tech		4.1	3	1	1	0	8	-
5/24/18	vs. Wake Forest		3.1	0	0	0	1	4	-
6/2/18	vs. Campbell		2.2	0	0	0	0	4	W
6/4/18	vs. Georgia		4.2	6	1	1	0	8	-
6/10/18	at Texas Tech	*	6.0	5	0	0	2	6	W

2019 GAME-BY-GAME

Date	Opponent	GS	IP	H	R	ER	BB	SO	DEC
2/15/19	Lehigh	*	3.0	1	0	0	0	6	W
2/23/19	Northwestern (I)	*	4.0	1	0	0	2	7	-
3/1/19	vs. Penn State	*	5.0	0	0	0	2	5	W
3/9/19	at Virginia	*	3.2	4	6	6	3	5	L
3/15/19	Louisville	*	4.0	6	4	4	2	3	L

15 KENNIE TAYLOR

SENIOR || OF || R/R || 5-11 || 170 || TAMPA, FLA.

- Has posted 21 multi-hit games this season, including eight three-hit outings
- Ranks fourth in the ACC in hits with 69, while placing second in hits per game with 1.50
- Ranks ninth in the league in batting average
- Leads the team in doubles, RBI and runs scored, while tying for third in home runs
- Leads Duke in multi-hit games while tying for the team lead multi-RBI contests
- Elected as a 2019 team captain

CAREER STATISTICS

Year	Avg	GP	GS	AB	R	H	2B	3B	HR	RBI	BB	SO	SB	ATT
2016	.167	17	1	12	3	2	1	0	0	1	1	3	0	0
2017	.314	45	41	137	31	43	12	2	3	22	9	20	4	5
2018	.283	61	61	219	36	62	13	4	6	36	11	59	8	10
2019	.345	46	46	200	37	69	18	5	5	38	12	35	10	11
TOTAL	.310	169	149	568	107	176	44	11	14	97	33	117	22	26

CAREER HIGHS

Hits: 4 at Boston College (2), April 27, 2019
 Doubles: 2, 7 times, last vs. Pittsburgh (2), April 6, 2019
 Triples: 2 at Boston College, April 26, 2019
 Home runs: 2, twice, last vs. Penn State, March 3, 2019
 Total bases: 8, twice, last vs. Penn State, March 3, 2019
 RBI: 6 vs. Penn State, March 3, 2019
 Runs scored: 3, 5 times, last vs. Penn State, March 1, 2019
 Walks: 2, twice, last at Campbell, March 20, 2018
 Struck out: 4 vs. Bucknell, Feb. 23, 2018
 At bats: 6, 3 times, last vs. Wake Forest, March 24, 2019
 Stolen bases: 2, twice, last vs. Penn, March 6, 2019



AARON THERIEN

SENIOR || C || S/R || 6-1 || 195 || DURHAM, N.C.

• Saw action in one game in 2018, recording a two-run home run in his lone plate appearance

CAREER STATISTICS

Year	Avg	GP	GS	AB	R	H	2B	3B	HR	RBI	BB	SO	SB	ATT
2017	.000	2	0	1	0	0	0	0	0	0	1	0	0	0
2018	1.000	1	0	1	1	1	0	0	1	2	0	0	0	0
2019	.000	1	0	1	0	0	0	0	0	0	0	0	0	0
TOTAL	.333	4	0	3	1	1	0	0	1	2	1	0	0	0

CAREER HIGHS

Hits: 1 vs. Miami, March 18, 2018

Doubles:

Triples:

Home Runs: 1 vs. Miami, March 18, 2018

Total bases: 4 vs. Miami, March 18, 2018

RBI: 2 vs. Miami, March 18, 2018

Runs scored: 1 vs. Miami, March 18, 2018

Walks: 1 vs. Boston College, April 15, 2017

Struck out:

At bats: 1, 3 times, last vs. Wake Forest, March 22, 2019

Stolen bases:

HONORS

2017-18 ACC Academic Honor Roll

2016-17 ACC Academic Honor Roll



JAKE TOPOLSKI

FRESHMAN || INF || R/R || 6-0 || 195 || MEDFORD, N.J.

• 2018 *Perfect Game/Rawlings* Honorable Mention All-American (HS) and a Northeast All-Region selection

• Rated as the No. 43 overall prospect and the fourth-best shortstop in the state of New Jersey by *Perfect Game*

CAREER STATISTICS

Year	Avg	GP	GS	AB	R	H	2B	3B	HR	RBI	BB	SO	SB	ATT
2019	-	-	-	-	-	-	-	-	-	-	-	-	-	-
TOTAL	-	-	-	-	-	-	-	-	-	-	-	-	-	-

SINGLE-GAME HIGHS

Hits:

Doubles:

Triples:

Home Runs:

Total bases:

RBI:

Runs scored:

Walks:

Struck out:

At bats:

Stolen bases:



TYLER WARDWELL

SOPHOMORE || INF || S/R || 6-2 || 185 || CINCINNATI, OHIO

• Appeared in 11 games in 2018 as a freshman, starting three at second base

CAREER STATISTICS

Year	Avg	GP	GS	AB	R	H	2B	3B	HR	RBI	BB	SO	SB	ATT
2018	.222	11	3	18	2	4	1	0	0	3	3	7	0	0
2019	.100	13	7	20	7	2	1	0	0	0	10	9	1	2
TOTAL	.158	24	10	38	9	6	2	0	0	3	13	15	1	2

CAREER HIGHS

Hits: 1, 6 times, last at Virginia, March 9, 2019

Doubles: 1, twice, last vs. Richmond, Feb. 26, 2019

Triples:

Home Runs:

Total bases: 2, 3 times, last vs. Richmond, Feb. 26, 2019

RBI: 2 vs. Campbell, April 4, 2018

Runs scored: 1, 3 times, last vs. Lehigh, Feb. 16, 2019

Walks: 2, 4 times, last vs. Penn, March 5, 2019

Struck out: 2, twice, last vs. Campbell, April 4, 2018

At bats: 5 vs. Campbell, April 4, 2018

Stolen bases: 1 vs. Penn, March 5, 2019



COLEMAN WILLIAMS

JUNIOR || RHP || R/R || 6-4 || 215 || ATLANTA, GA.

• Made two relief appearances as a sophomore in 2018, including a scoreless inning of relief Feb. 25 against Bucknell

CAREER STATISTICS

Year	ERA	W	L	App	GS	CG	SHO	CBO	SV	IP	H	R	ER	BB	SO
2017	6.75	0	0	5	0	0	0	0	0	4.0	4	3	3	3	3
2018	9.00	0	0	2	0	0	0	0	0	1.0	1	1	1	2	2
2019	-	-	-	-	-	-	-	-	-	-	-	-	-	-	-
TOTAL	7.20	0	0	7	0	0	0	0	0	5.0	5	4	4	5	5

CAREER HIGHS

Innings pitched: 1.0, 3 times, last vs. Bucknell, Feb. 25, 2018

Walks allowed: 2 at Virginia, March 25, 2017

Strikeouts: 2 vs. Wake Forest, March 19, 2017

Batters faced: 8 vs. Wake Forest, March 19, 2017

HONORS

2017-18 ACC Academic Honor Roll

2018 GAME-BY-GAME

Date	Opponent	GS	IP	H	R	ER	BB	SO	DEC
2/25/18	Bucknell		1.0	0	0	0	1	1	-
4/4/18	Campbell		0.0	1	1	1	1	1	-



**2019 Duke Baseball
Overall Statistics for Duke (as of May 09, 2019)
(All games Sorted by Batting avg)**



Record: 28-19 Home: 17-12 Away: 9-6 Neutral: 2-1 Conference: 13-11

Player	avg	gp-gs	ab	r	h	2b	3b	hr	rbi	tb	slg%	bb	hp	so	gdp	ob%	sf	sh	sb-att	po	a	e	fld%	
15 Kennie Taylor	.345	46-46	200	37	69	18	5	5	38	112	.560	12	11	35	4	.411	1	0	10-11	110	0	1	.991	
1 Ethan Murray	.325	47-47	163	40	53	7	2	5	33	79	.485	25	3	41	0	.418	3	3	6-7	73	95	5	.971	
20 Matt Mervis	.305	39-33	128	25	39	3	1	5	23	59	.461	14	6	28	0	.388	4	1	2-2	67	23	5	.947	
43 Chase Cheek	.284	46-46	176	34	50	11	3	1	22	70	.398	21	3	35	2	.368	1	2	20-23	106	1	1	.991	
26 Rudy Maxwell	.269	37-33	130	23	35	9	3	2	16	56	.431	11	7	29	4	.358	0	1	4-4	78	6	1	.988	
42 Erikson Nichols	.257	47-47	183	19	47	8	0	0	27	55	.301	15	6	50	2	.329	3	2	2-3	43	68	5	.957	
3 Chris Crabtree	.253	44-41	158	27	40	11	1	3	25	62	.392	24	5	56	2	.363	3	0	6-7	253	21	10	.965	
38 Michael Rothenberg	.242	47-45	161	26	39	6	0	6	35	63	.391	25	7	33	1	.364	2	3	2-2	362	32	8	.980	
23 Kyle Gallagher	.241	47-41	162	28	39	6	1	6	22	65	.401	17	0	50	3	.308	3	0	1-1	57	4	0	1.000	

36 Joey Loperfido	.274	24-24	95	15	26	4	1	2	12	38	.400	12	3	25	1	.369	1	0	7-9	46	39	2	.977	
10 Matt Stinebiser	.214	15-1	14	0	3	0	0	0	2	3	.214	0	0	6	0	.214	0	1	0-0	15	2	0	1.000	
40 RJ Schreck	.148	17-8	27	0	4	2	0	0	3	6	.222	6	1	9	0	.324	0	1	0-1	18	0	1	.947	
4 Wil Hoyle	.143	17-2	14	4	2	0	0	0	0	2	.143	2	1	9	0	.294	0	1	0-0	6	7	1	.929	
50 Tyler Wardwell	.100	13-7	20	7	2	1	0	0	0	3	.150	10	1	8	0	.419	0	0	1-2	11	15	5	.839	
34 Steve Mann	.000	9-0	8	1	0	0	0	0	0	0	.000	1	0	6	0	.111	0	0	0-0	1	0	0	1.000	
9 Damon Lux	.000	9-0	6	0	0	0	0	0	0	0	.000	1	0	3	0	.143	0	0	0-0	2	0	0	1.000	
18 Aaron Therien	.000	1-0	1	0	0	0	0	0	0	0	.000	0	0	0	1	.000	0	0	0-0	0	0	0	.000	
35 Ben Gross	.000	1-1	0	0	0	0	0	0	0	0	.000	0	0	0	0	.000	0	0	0-0	4	6	1	.909	
27 Bill Chillari	.000	1-1	0	0	0	0	0	0	0	0	.000	0	0	0	0	.000	0	0	0-0	2	8	4	.714	
8 Thomas Girard	.000	1-0	0	0	0	0	0	0	0	0	.000	0	0	0	0	.000	0	1	0-0	0	3	0	1.000	
Totals	.272	47	1646	286	448	86	17	35	258	673	.409	196	54	423	20	.364	21	16	61-72	1269	361	56	.967	
Opponents	.238	47	1583	223	376	64	5	28	187	534	.337	210	52	468	19	.342	19	23	60-79	1242	417	58	.966	

LOB - Team (405), Opp (396). DPs turned - Team (28), Opp (27). CI - Team (1), Rothenberg 1. IBB - Team (4), Crabtree, C. 1, Cheek, C. 1, Maxwell, R. 1, Rothenberg 1, Opp (3). Picked off - Murray, E. 3, Crabtree, C. 2, Loperfido, J 2, Gallagher, K 1.

(All games Sorted by Earned run avg)

Player	era	w-l	app	gs	cg	sho	sv	ip	h	r	er	bb	so	2b	3b	hr	b/avg	wp	hp	bk	sfa	sha		
35 Ben Gross	3.42	6-3	15	8	0	0/2	0	50.0	31	19	19	20	54	8	2	2	.183	2	5	0	3	3		
27 Bill Chillari	3.95	2-2	15	12	0	0/1	0	54.2	53	31	24	19	39	9	0	6	.255	2	7	1	4	4		
28 Bryce Jarvis	4.31	3-0	13	7	0	0/1	1	48.0	45	28	23	25	58	13	0	6	.243	8	2	0	3	0		
2 Cooper Stinson	5.33	1-3	16	12	0	0/1	1	50.2	53	36	30	39	73	5	1	4	.270	11	5	0	0	2		

19 Al Pesto	0.00	0-0	3	0	0	0/0	0	4.0	4	0	0	0	2	0	0	0	.250	2	2	0	0	0		
41 Hunter Davis	1.47	1-2	19	0	0	0/2	2	36.2	22	10	6	23	39	2	0	1	.175	2	3	0	3	4		
8 Thomas Girard	1.51	1-4	21	0	0	0/3	8	35.2	20	6	6	12	46	3	0	3	.165	2	4	0	0	2		
20 Matt Mervis	3.00	1-0	5	0	0	0/0	0	6.0	11	5	2	3	6	2	0	0	.393	3	0	0	2	0		
30 Kyle Salley	3.38	1-0	9	0	0	0/0	0	10.2	12	10	4	9	11	4	0	0	.261	0	0	0	0	1		
16 Aaron Beasley	4.00	0-0	8	0	0	0/0	0	9.0	13	6	4	7	9	2	0	0	.351	1	2	0	1	1		
32 Jack Carey	4.34	3-1	16	0	0	0/1	1	29.0	28	18	14	13	26	1	0	1	.252	9	7	0	2	2		
25 Eli Herrick	4.45	2-1	21	0	0	0/1	1	30.1	26	18	15	12	41	5	1	2	.232	4	7	0	1	4		
17 Matt Dockman	4.50	4-1	15	0	0	0/2	0	26.0	30	15	13	5	27	4	0	3	.288	1	1	2	0	0		
31 Graeme Stinson	4.58	2-2	5	5	0	0/2	0	19.2	12	10	10	9	26	4	0	0	.167	4	4	0	0	0		
33 Adam Laskey	6.00	1-0	6	3	0	0/0	0	12.0	13	9	8	13	10	2	0	0	.277	5	3	0	0	0		
37 Josh Nifong	27.00	0-0	1	0	0	0/0	0	0.2	3	2	2	1	1	0	1	0	.600	0	0	0	0	0		
Totals	3.83	28-19	47	47	0	5/5	14	423.0	376	223	180	210	468	64	5	28	.238	56	52	3	19	23		
Opponents	5.41	19-28	47	47	0	2/2	7	414.0	448	286	249	196	423	86	17	35	.272	50	54	6	21	16		

PB - Team (11), Rothenberg 6, Maxwell, R. 5, Opp (13). Pickoffs - Team (10), Dockman, M. 4, Stinson, G. 2, Beasley, A. 1, Jarvis, B 1, Chillari, B. 1, Davis, H. 1, Opp (8). SBA/ATT - Rothenberg (49-63), Stinson, C. (14-18), Maxwell, R. (10-13), Jarvis, B (9-12), Girard, T. (6-10), Gross, B. (6-8), Dockman, M. (5-6), Beasley, A. (4-5), Chillari, B. (3-4), Davis, H. (2-4), Herrick, E. (2-3), Stinson, G. (3-3), Carey, J. (2-2), Laskey, A. (2-2), Salley, K. (1-1), Pesto, A. (1-1).



2019 Duke Baseball
Conference statistics for Duke (as of Apr 27, 2019)
(Conference games only Sorted by Batting avg)



Record: 13-11 Home: 6-6 Away: 7-5 Conference: 13-11

Player	avg	gp-gs	ab	r	h	2b	3b	hr	rbi	tb	slg%	bb	hp	so	gdp	ob%	sf	sh	sb-att	po	a	e	fld%	
1 Ethan Murray	.337	24-24	83	19	28	4	0	2	16	38	.458	13	2	19	0	.430	2	2	2-2	36	52	3	.967	
15 Kennie Taylor	.323	24-24	99	15	32	8	4	2	13	54	.545	7	8	21	1	.409	1	0	2-2	68	0	1	.986	
20 Matt Mervis	.322	24-23	87	18	28	2	1	3	16	41	.471	8	5	16	0	.394	4	1	2-2	42	15	4	.934	
43 Chase Cheek	.303	24-24	89	15	27	4	2	1	11	38	.427	11	1	18	1	.382	1	1	10-13	62	1	0	1.000	
42 Erikson Nichols	.261	24-24	92	11	24	5	0	0	13	29	.315	7	3	19	2	.327	2	2	1-1	24	38	2	.969	
23 Kyle Gallagher	.256	24-19	78	12	20	3	0	2	7	29	.372	6	0	29	1	.310	0	0	0-0	33	3	0	1.000	
38 Michael Rothenberg	.247	24-22	85	11	21	5	0	2	18	32	.376	11	2	14	1	.347	0	3	1-1	185	16	4	.980	
3 Chris Crabtree	.244	21-19	82	12	20	7	0	2	11	33	.402	7	2	30	2	.315	1	0	2-2	123	8	4	.970	
26 Rudy Maxwell	.197	19-17	66	10	13	4	1	1	7	22	.333	5	2	18	2	.274	0	0	1-1	18	0	1	.947	

50 Tyler Wardwell	.333	4-1	3	0	1	0	0	0	0	1	.333	0	0	1	0	.333	0	0	0-0	1	1	1	.667	
36 Joey Loperfido	.255	12-12	55	8	14	2	1	2	6	24	.436	3	1	18	0	.305	0	0	1-1	26	20	1	.979	
10 Matt Stinebiser	.250	7-0	8	0	2	0	0	0	2	2	.250	0	0	2	0	.250	0	0	0-0	6	0	0	1.000	
40 RJ Schreck	.143	10-5	14	0	2	1	0	0	1	3	.214	5	0	5	0	.368	0	1	0-1	10	0	1	.909	
34 Steve Mann	.000	5-0	4	0	0	0	0	0	0	0	.000	0	0	2	0	.000	0	0	0-0	0	0	0	.000	
4 Wil Hoyle	.000	6-0	3	1	0	0	0	0	0	0	.000	0	0	2	0	.000	0	0	0-0	0	3	0	1.000	
9 Damon Lux	.000	4-0	2	0	0	0	0	0	0	0	.000	0	0	0	0	.000	0	0	0-0	1	0	0	1.000	
18 Aaron Therien	.000	1-0	1	0	0	0	0	0	0	0	.000	0	0	0	1	.000	0	0	0-0	0	0	0	.000	
35 Ben Gross	.000	1-1	0	0	0	0	0	0	0	0	.000	0	0	0	0	.000	0	0	0-0	4	4	1	.889	
27 Bill Chillari	.000	1-1	0	0	0	0	0	0	0	0	.000	0	0	0	0	.000	0	0	0-0	1	6	4	.636	
8 Thomas Girard	.000	1-0	0	0	0	0	0	0	0	0	.000	0	0	0	0	.000	0	1	0-0	0	2	0	1.000	
Totals	.273	24	851	132	232	45	9	17	121	346	.407	83	26	214	11	.351	11	11	22-26	645	181	29	.966	
Opponents	.254	24	820	127	208	42	2	20	110	314	.383	111	28	207	10	.357	12	12	35-45	643	226	29	.968	

LOB - Team (207), Opp (211). DPs turned - Team (14), Opp (14). IBB - Team (1), Rothenberg 1, Opp (2). Picked off - Crabtree, C. 2, Loperfido, J 1, Murray, E. 1, Gallagher, K 1.

(Conference games only Sorted by Earned run avg)

Player	era	w-l	app	gs	cg	sho	sv	ip	h	r	er	bb	so	2b	3b	hr	b/avg	wp	hp	bk	sfa	sha		
35 Ben Gross	3.75	3-3	8	6	0	0/2	0	36.0	22	15	15	16	31	7	1	2	.179	2	3	0	2	2		
27 Bill Chillari	4.30	0-2	8	8	0	0/0	0	37.2	41	25	18	15	18	8	0	5	.285	2	6	1	4	4		
28 Bryce Jarvis	4.31	2-0	7	4	0	0/1	1	31.1	33	18	15	16	31	11	0	4	.264	4	2	0	3	0		

16 Aaron Beasley	0.00	0-0	2	0	0	0/0	0	1.1	2	0	0	1	2	1	0	0	.333	1	0	0	0	0		
32 Jack Carey	0.93	2-0	6	0	0	0/0	0	9.2	7	1	1	3	8	0	0	1	.206	2	2	0	0	0		
41 Hunter Davis	1.50	1-1	10	0	0	0/1	1	18.0	15	6	3	14	14	2	0	0	.231	1	1	0	2	3		
8 Thomas Girard	1.99	1-3	11	0	0	0/2	5	22.2	14	5	5	9	28	1	0	3	.177	1	2	0	0	1		
25 Eli Herrick	3.38	1-0	10	0	0	0/1	0	16.0	9	6	6	6	23	1	0	1	.164	2	5	0	0	2		
17 Matt Dockman	6.00	2-0	7	0	0	0/1	0	12.0	18	10	8	2	11	2	0	3	.353	1	1	1	0	0		
20 Matt Mervis	6.75	1-0	1	0	0	0/0	0	1.1	5	1	1	0	0	1	0	0	.625	0	0	0	1	0		
2 Cooper Stinson	7.64	0-0	7	4	0	0/1	1	17.2	23	18	15	16	29	2	0	1	.307	6	1	0	0	0		
33 Adam Laskey	11.57	0-0	2	0	0	0/0	0	2.1	3	3	3	4	3	1	0	0	.333	1	1	0	0	0		
31 Graeme Stinson	11.74	0-2	2	2	0	0/0	0	7.2	10	10	10	5	8	4	0	0	.294	3	4	0	0	0		
30 Kyle Salley	27.00	0-0	4	0	0	0/0	0	0.2	3	7	2	3	0	1	0	0	.429	0	0	0	0	0		
37 Josh Nifong	27.00	0-0	1	0	0	0/0	0	0.2	3	2	2	1	1	0	1	0	.600	0	0	0	0	0		
Totals	4.35	13-11	24	24	0	3/3	8	215.0	208	127	104	111	207	42	2	20	.254	26	28	2	12	12		
Opponents	4.87	11-13	24	24	0	2/2	4	214.1	232	132	116	83	214	45	9	17	.273	22	26	3	11	11		

PB - Team (3), Rothenberg 2, Maxwell, R. 1, Opp (6). Pickoffs - Team (4), Dockman, M. 2, Jarvis, B 1, Chillari, B. 1, Opp (5).SBA/ATT - Rothenberg (29-38), Stinson, C. (7-9), Girard, T. (4-6), Gross, B. (4-6), Dockman, M. (5-6), Maxwell, R. (5-5), Jarvis, B (5-5), Davis, H. (2-4), Chillari, B. (3-4), Laskey, A. (2-2), Carey, J. (1-1), Herrick, E. (1-1), Stinson, G. (1-1).



**2019 Duke Baseball
Game Results for Duke (as of May 09, 2019)
(All games)**



Date	Opponent	Score	Inns	Overall	Conference	Pitcher of record	Attend	Time
2/15/19	LEHIGH	w 7-0	9	1-0-0	0-0-0	Stinson, G. (W 1-0)	535	2:55
2/16/19	LEHIGH	w 8-1	9	2-0-0	0-0-0	Jarvis, B (W 1-0)	326	3:06
2/17/19	LEHIGH	w 4-3	9	3-0-0	0-0-0	Dockman, M. (W 1-0)	226	3:02
2/19/19	DAVIDSON	w 7-3	9	4-0-0	0-0-0	Chillari, B. (W 1-0)	141	3:08
2/23/19	NORTHWESTERN-1	w 5-4	(10)	5-0-0	0-0-0	Gross, B. (W 1-0)	358	3:58
2/23/19	NORTHWESTERN-2	w 23-8	9	6-0-0	0-0-0	Carey, J. (W 1-0)	358	3:54
2/24/19	NORTHWESTERN	L 3-5	9	6-1-0	0-0-0	Herrick, E. (L 0-1)	617	3:20
2/26/19	RICHMOND	w 5-2	9	7-1-0	0-0-0	Chillari, B. (W 2-0)	203	2:53
3/1/19	vs Penn State	w 14-0	9	8-1-0	0-0-0	Stinson, G. (W 2-0)	287	3:25
3/2/19	vs Penn State	L 7-8	9	8-2-0	0-0-0	Davis, H. (L 0-1)	289	2:49
3/3/19	vs Penn State	w 9-2	9	9-2-0	0-0-0	Gross, B. (W 2-0)	269	3:57
3/5/19	PENN	L 6-7	(11)	9-3-0	0-0-0	Girard, T. (L 0-1)	132	4:08
3/6/19	PENN	L 1-3	9	9-4-0	0-0-0	Dockman, M. (L 1-1)	143	3:00
*3/9/19	at Virginia	L 3-11	9	9-5-0	0-1-0	Stinson, G. (L 2-1)	2857	3:50
*3/10/19	at Virginia-1	w 2-1	9	10-5-0	1-1-0	Jarvis, B (W 2-0)	3047	3:04
*3/10/19	at Virginia-2	w 8-6	9	11-5-0	2-1-0	Mervis, M. (W 1-0)	3286	4:09
3/12/19	#14 EAST CAROLINA	w 7-2	9	12-5-0	2-1-0	Salley, K. (W 1-0)	1013	3:02
*3/15/19	#13 LOUISVILLE	L 3-8	9	12-6-0	2-2-0	Stinson, G. (L 2-2)	403	3:20
*3/16/19	#13 LOUISVILLE	L 1-2	9	12-7-0	2-3-0	Davis, H. (L 0-2)	712	2:45
*3/17/19	#13 LOUISVILLE	L 6-8	9	12-8-0	2-4-0	Gross, B. (L 2-1)	683	3:31
3/20/19	CAMPBELL	L 6-12	9	12-9-0	2-4-0	Stinson, C. (L 0-1)	236	3:46
*3/22/19	WAKE FOREST	w 16-2	9	13-9-0	3-4-0	Gross, B. (W 3-1)	511	3:29
*3/23/19	WAKE FOREST	L 8-9	9	13-10-0	3-5-0	Girard, T. (L 0-2)	853	3:38
*3/24/19	WAKE FOREST	L 4-5	(12)	13-11-0	3-6-0	Girard, T. (L 0-3)	704	4:55
3/26/19	at Davidson	w 7-2	9	14-11-0	3-6-0	Stinson, C. (W 1-1)	303	2:56
*3/29/19	at #9 North Carolina	L 0-1	9	14-12-0	3-7-0	Gross, B. (L 3-2)	2940	2:27
*3/30/19	at #9 North Carolina	L 7-8	9	14-13-0	3-8-0	Girard, T. (L 0-4)	4142	3:33
*3/31/19	at #9 North Carolina	L 6-16	9	14-14-0	3-9-0	Chillari, B. (L 2-1)	2723	3:58
4/3/19	at #11 East Carolina	L 1-6	9	14-15-0	3-9-0	Stinson, C. (L 1-2)	4744	3:07
*4/6/19	PITTSBURGH-1	w 2-0	9	15-15-0	4-9-0	Gross, B. (W 4-2)	-	2:52
*4/6/19	PITTSBURGH-2	w 6-5	9	16-15-0	5-9-0	Dockman, M. (W 2-1)	641	3:27
*4/7/19	PITTSBURGH	w 10-9	(10)	17-15-0	6-9-0	Herrick, E. (W 1-1)	355	3:56
4/9/19	at N.C. Central	w 7-5	9	18-15-0	6-9-0	Herrick, E. (W 2-1)	184	3:51
*4/12/19	VIRGINIA TECH	w 4-0	9	19-15-0	7-9-0	Gross, B. (W 5-2)	0	2:55
*4/13/19	VIRGINIA TECH	L 2-6	9	19-16-0	7-10-0	Chillari, B. (L 2-2)	513	3:14
*4/14/19	VIRGINIA TECH	w 9-5	9	20-16-0	8-10-0	Girard, T. (W 1-4)	621	3:34
4/16/19	#16 TEXAS TECH	w 13-6	9	21-16-0	8-10-0	Dockman, M. (W 3-1)	488	3:49
*4/19/19	at #16 Clemson	w 9-8	9	22-16-0	9-10-0	Dockman, M. (W 4-1)	4552	3:22
*4/20/19	at #16 Clemson	w 5-3	9	23-16-0	10-10-0	Carey, J. (W 2-0)	4906	2:55
*4/21/19	at #16 Clemson	w 9-8	9	24-16-0	11-10-0	Davis, H. (W 1-2)	4333	3:46
4/23/19	N.C. CENTRAL	w 6-2	9	25-16-0	11-10-0	Laskey, A. (W 1-0)	271	2:54
*4/26/19	at Boston College	L 0-5	9	25-17-0	11-11-0	Gross, B. (L 5-3)	124	2:43
*4/27/19	at Boston College-1	w 4-1	9	26-17-0	12-11-0	Carey, J. (W 3-0)	617	2:59
*4/27/19	at Boston College-2	w 8-0	9	27-17-0	13-11-0	Jarvis, B (W 3-0)	-	3:37
5/5/19	VCU-1	w 2-1	9	28-17-0	13-11-0	Gross, B. (W 6-3)	-	2:38
5/5/19	VCU-2	L 3-5	9	28-18-0	13-11-0	Carey, J. (L 3-1)	737	3:16
5/8/19	LIBERTY	L 3-9	9	28-19-0	13-11-0	Stinson, C. (L 1-3)	413	3:33

() extra inning game



**2019 Duke Baseball
Games Summary for Duke (as of May 09, 2019)
(All games)**



Score by innings	1	2	3	4	5	6	7	8	9	EX	Total
Duke	33	20	43	44	33	19	52	31	9	2	286
Opponents	28	11	27	24	41	27	33	18	12	2	223

Record when ...

Overall	28-19	After 6 leading	21-3
Conference	13-11 trailing	4-10
Non-Conference	15-8 tied	3-6
Home games	17-12	After 7 leading	23-0
Away games	9-6 trailing	3-12
Neutral site	2-1 tied	2-7
Day games	21-13	After 8 leading	24-0
Night games	7-6 trailing	1-15
vs Left starter	5-8 tied	3-4
vs Right starter	23-11		
1-Run games	8-7	Hit 0 home runs	13-12
2-Run games	4-4	... 1 home run	8-6
5+Run games	10-7	... 2+ home runs	7-1
Extra innings	2-2		
Shutouts	5-2	Opponent 0 home runs	20-9
	 1 home run	5-5
	 2+ HRs	3-5
Scoring 0-2 runs	3-6		
..... 3-5 runs	6-6		
..... 6-9 runs	14-7	Made 0 errors	7-4
..... 10+ runs	5-0 1 error	16-7
	 2+ errors	5-8
Opponent 0-2 runs	15-2		
..... 3-5 runs	7-5	Opp. made 0 errors	5-4
..... 6-9 runs	6-9 1 error	11-12
..... 10+ runs	0-3 2+ errors	12-3
Scored in 1st inning	13-4	Out-hit opponent	23-4
Opp. scored in 1st	6-10	Out-hit by opponent	5-12
Scores first	20-3	Hits are tied	0-3
Opp. scores first	8-16		

Record when team scores:

Runs	0	1	2	3	4	5	6	7	8	9	10+
W-L	0-2	0-3	3-1	0-5	3-1	3-0	2-4	5-2	3-1	4-0	5-0

Record when opponent scores:

Runs	0	1	2	3	4	5	6	7	8	9	10+
W-L	5-0	4-1	6-1	3-1	1-0	3-4	2-2	0-1	3-4	1-2	0-3

Record when leading after:

Inn.	1	2	3	4	5	6	7	8
W-L	11-3	16-3	20-4	23-4	22-4	21-3	23-0	24-0

Record when trailing after:

Inn.	1	2	3	4	5	6	7	8
W-L	5-8	4-10	6-12	4-11	4-12	4-10	3-12	1-15

Record when tied after:

Inn.	1	2	3	4	5	6	7	8
W-L	12-8	8-6	2-3	1-4	2-3	3-6	2-7	3-4

Current losing streak: 2
 Longest winning streak: 6
 Longest losing streak: 4

Home attendance : 12193 (27 dates avg = 451)
 Away attendance : 39603 (17 dates avg = 2329)
 Total attendance: 51796 (44 dates avg = 1177)



**2019 Duke Baseball
Miscellaneous Stats for Duke (as of May 09, 2019)
(All games)**



Multiple Hit Games	2	3	4	5+	Total
15 Kennie Taylor	12	8	1	-	21
1 Ethan Murray	11	3	1	-	15
43 Chase Cheek	10	2	1	-	13
3 Chris Crabtree	9	3	-	-	12
42 Erikson Nichols	9	2	-	-	11
23 Kyle Gallagher	10	1	-	-	11
20 Matt Mervis	5	3	1	-	9
38 Michael Rothenberg	7	2	-	-	9
36 Joey Loperfido	7	-	1	-	8
26 Rudy Maxwell	4	3	-	-	7
TEAM	84	27	5	0	116

Multiple RBI Games	2	3	4	5+	Total
38 Michael Rothenberg	5	1	3	-	9
15 Kennie Taylor	4	3	1	1	9
42 Erikson Nichols	8	-	-	-	8
1 Ethan Murray	4	1	2	-	7
20 Matt Mervis	3	1	1	-	5
43 Chase Cheek	4	1	-	-	5
3 Chris Crabtree	2	2	1	-	5
23 Kyle Gallagher	3	2	-	-	5
36 Joey Loperfido	3	-	-	-	3
26 Rudy Maxwell	1	-	1	-	2
40 RJ Schreck	1	-	-	-	1
10 Matt Stinebiser	1	-	-	-	1
TEAM	39	11	9	1	60

Hitting Streaks	Longest	Current
42 Erikson Nichols	15	2
26 Rudy Maxwell	15	1
1 Ethan Murray	13	2
43 Chase Cheek	9	1
20 Matt Mervis	8	-
15 Kennie Taylor	8	5
3 Chris Crabtree	5	-
38 Michael Rothenberg	5	-
23 Kyle Gallagher	4	-
36 Joey Loperfido	4	4
10 Matt Stinebiser	1	-
50 Tyler Wardwell	1	-
40 RJ Schreck	1	1
4 Wil Hoyle	1	-

Reached Base Streaks	Longest	Current
43 Chase Cheek	24	1
42 Erikson Nichols	24	2
26 Rudy Maxwell	18	1
15 Kennie Taylor	18	5
38 Michael Rothenberg	15	4
20 Matt Mervis	13	-
1 Ethan Murray	13	4
3 Chris Crabtree	11	-
23 Kyle Gallagher	10	3
36 Joey Loperfido	6	5
50 Tyler Wardwell	5	-
40 RJ Schreck	4	1
10 Matt Stinebiser	1	-
9 Damon Lux	1	-
34 Steve Mann	1	-
4 Wil Hoyle	1	-



Individual Career History vs Georgia Tech



Chase Cheek

Year	avg	gp-gs	ab	r	h	2b	3b	hr	rbi	tb	slg%	bb	hbp	so	gdp	ob%	sf	sh	sb-att	po	a	e	fld%
2017	.000	2-0	0	1	0	0	0	0	0	0	.000	0	0	0	0	.000	0	0	0-0	1	0	0	1.000
2018	.000	2-0	3	0	0	0	0	0	0	0	.000	0	0	2	0	.000	0	0	0-0	0	0	0	.000
TOTAL	.000	4-0	3	1	0	0	0	0	0	0	.000	0	0	2	0	.000	0	0	0-0	1	0	0	1.000

Bill Chillari

Year	avg	gp-gs	ab	r	h	2b	3b	hr	rbi	tb	slg%	bb	hbp	so	gdp	ob%	sf	sh	sb-att	po	a	e	fld%
2018	99.00	0-0	1	0	0	0/0	0	0.0	3	4	4	1	0	1	0	1	4	1.000	0	0	0	0	0
TOTAL	99.00	0-0	1	0	0	0/0	0	0.0	3	4	4	1	0	1	0	1	4	1.000	0	0	0	0	0

Chris Crabtree

Year	avg	gp-gs	ab	r	h	2b	3b	hr	rbi	tb	slg%	bb	hbp	so	gdp	ob%	sf	sh	sb-att	po	a	e	fld%
2018	.400	2-0	5	0	2	0	0	0	1	2	.400	0	0	0	0	.400	0	0	0-0	9	2	0	1.000
TOTAL	.400	2-0	5	0	2	0	0	0	1	2	.400	0	0	0	0	.400	0	0	0-0	9	2	0	1.000

Hunter Davis

Year	avg	gp-gs	ab	r	h	2b	3b	hr	rbi	tb	slg%	bb	hbp	so	gdp	ob%	sf	sh	sb-att	po	a	e	fld%
2016	.000	0-0	0	0	0	0	0	0	0	0	.000	0	0	0	0	.000	0	0	0-0	1	0	0	1.000
2018	.000	0-0	0	0	0	0	0	0	0	0	.000	0	0	0	0	.000	0	0	0-0	0	1	0	1.000
TOTAL	.000	0-0	0	0	0	0	0	0	0	0	.000	0	0	0	0	.000	0	0	0-0	1	1	0	1.000

Year	era	w-l	app	gs	cg	sho	sv	ip	h	r	er	bb	so	2b	3b	hr	bf	bavg	wp	hbp	bk	sfa	sha
2016	0.00	0-0	1	0	0	0/0	0	1.1	3	2	0	1	0	1	0	0	9	.429	0	1	0	0	0
2018	0.00	0-0	1	0	0	0/0	0	2.0	1	0	0	1	0	0	0	8	.143	0	0	0	0	0	0
TOTAL	0.00	0-0	2	0	0	0/0	0	3.1	4	2	0	2	0	1	0	17	.286	0	1	0	0	0	0

Matt Dockman

Year	avg	gp-gs	ab	r	h	2b	3b	hr	rbi	tb	slg%	bb	hbp	so	gdp	ob%	sf	sh	sb-att	po	a	e	fld%
2018	0.00	0-0	1	0	0	0/0	0	1.0	1	1	0	1	1	0	0	0	6	.200	0	0	0	0	0
TOTAL	0.00	0-0	1	0	0	0/0	0	1.0	1	1	0	1	1	0	0	0	6	.200	0	0	0	0	0

Chris Dutra

Year	avg	gp-gs	ab	r	h	2b	3b	hr	rbi	tb	slg%	bb	hbp	so	gdp	ob%	sf	sh	sb-att	po	a	e	fld%
------	-----	-------	----	---	---	----	----	----	-----	----	------	----	-----	----	-----	-----	----	----	--------	----	---	---	------



Individual Career History vs Georgia Tech

Thomas Girard

Year	avg	gp-gs	ab	r	h	2b	3b	hr	rbi	tb	slg%	bb	hbp	so	gdp	ob%	sf	sh	sb-att	po	a	e	fld%
------	-----	-------	----	---	---	----	----	----	-----	----	------	----	-----	----	-----	-----	----	----	--------	----	---	---	------

Wil Hoyle

Year	avg	gp-gs	ab	r	h	2b	3b	hr	rbi	tb	slg%	bb	hbp	so	gdp	ob%	sf	sh	sb-att	po	a	e	fld%
------	-----	-------	----	---	---	----	----	----	-----	----	------	----	-----	----	-----	-----	----	----	--------	----	---	---	------

Bryce Jarvis

Year	avg	gp-gs	ab	r	h	2b	3b	hr	rbi	tb	slg%	bb	hbp	so	gdp	ob%	sf	sh	sb-att	po	a	e	fld%
------	-----	-------	----	---	---	----	----	----	-----	----	------	----	-----	----	-----	-----	----	----	--------	----	---	---	------

Year	era	w-l	app	gs	cg	sho	sv	ip	h	r	er	bb	so	2b	3b	hr	bf	bavg	wp	hbp	bk	sfa	sha
2018	3.38	1-0	1	0	0	0/0	0	2.2	2	1	1	2	4	0	0	0	11	.222	0	0	0	0	0
TOTAL	3.38	1-0	1	0	0	0/0	0	2.2	2	1	1	2	4	0	0	0	11	.222	0	0	0	0	0

Adam Laskey

Year	avg	gp-gs	ab	r	h	2b	3b	hr	rbi	tb	slg%	bb	hbp	so	gdp	ob%	sf	sh	sb-att	po	a	e	fld%
------	-----	-------	----	---	---	----	----	----	-----	----	------	----	-----	----	-----	-----	----	----	--------	----	---	---	------

2017	.000	0-0	0	0	0	0	0	0	0	0	.000	0	0	0	0	.000	0	0	0-0	0	1	0	1.000
TOTAL	.000	0-0	0	0	0	0	0	0	0	0	.000	0	0	0	0	.000	0	0	0-0	0	1	0	1.000

Year	era	w-l	app	gs	cg	sho	sv	ip	h	r	er	bb	so	2b	3b	hr	bf	bavg	wp	hbp	bk	sfa	sha
2017	3.00	0-0	1	1	0	0/0	0	6.0	6	2	2	3	6	4	0	1	27	.261	0	0	1	0	1
2018	7.71	0-0	1	1	0	0/0	0	2.1	2	2	2	1	3	0	0	0	11	.222	0	1	0	0	0
TOTAL	4.32	0-0	2	2	0	0/0	0	8.1	8	4	4	4	9	4	0	1	38	.250	0	1	1	0	1

Joey Loperfido

Year	avg	gp-gs	ab	r	h	2b	3b	hr	rbi	tb	slg%	bb	hbp	so	gdp	ob%	sf	sh	sb-att	po	a	e	fld%
------	-----	-------	----	---	---	----	----	----	-----	----	------	----	-----	----	-----	-----	----	----	--------	----	---	---	------

2018	.125	3-3	8	0	1	0	0	0	2	1	.125	0	1	3	0	.222	0	0	1-1	11	1	0	1.000
TOTAL	.125	3-3	8	0	1	0	0	0	2	1	.125	0	1	3	0	.222	0	0	1-1	11	1	0	1.000

Steve Mann

Year	avg	gp-gs	ab	r	h	2b	3b	hr	rbi	tb	slg%	bb	hbp	so	gdp	ob%	sf	sh	sb-att	po	a	e	fld%
------	-----	-------	----	---	---	----	----	----	-----	----	------	----	-----	----	-----	-----	----	----	--------	----	---	---	------

2018	.000	1-0	1	1	0	0	0	0	0	0	.000	0	1	1	0	.500	0	0	0-0	0	0	0	.000
TOTAL	.000	1-0	1	1	0	0	0	0	0	0	.000	0	1	1	0	.500	0	0	0-0	0	0	0	.000

Matt Mervis

Year	avg	gp-gs	ab	r	h	2b	3b	hr	rbi	tb	slg%	bb	hbp	so	gdp	ob%	sf	sh	sb-att	po	a	e	fld%
------	-----	-------	----	---	---	----	----	----	-----	----	------	----	-----	----	-----	-----	----	----	--------	----	---	---	------

Year	era	w-l	app	gs	cg	sho	sv	ip	h	r	er	bb	so	2b	3b	hr	bf	bavg	wp	hbp	bk	sfa	sha
2018	16.20	0-0	1	0	0	0/0	0	1.2	6	7	3	1	2	1	0	1	13	.500	0	0	0	0	0
TOTAL	16.20	0-0	1	0	0	0/0	0	1.2	6	7	3	1	2	1	0	1	13	.500	0	0	0	0	0



Individual Career History vs Georgia Tech

Erikson Nichols

Year	avg	gp-gs	ab	r	h	2b	3b	hr	rbi	tb	slg%	bb	hbp	so	gdp	ob%	sf	sh	sb-att	po	a	e	fld%
2017	.000	2-0	1	0	0	0	0	0	0	0	.000	0	0	1	0	.000	0	0	0-0	0	0	0	.000
2018	.333	2-0	3	0	1	0	0	0	0	1	.333	0	0	0	0	.333	0	0	0-0	0	0	0	.000
TOTAL	.250	4-0	4	0	1	0	0	0	0	1	.250	0	0	1	0	.250	0	0	0-0	0	0	0	.000

Josh Nifong

Year	avg	gp-gs	ab	r	h	2b	3b	hr	rbi	tb	slg%	bb	hbp	so	gdp	ob%	sf	sh	sb-att	po	a	e	fld%
------	-----	-------	----	---	---	----	----	----	-----	----	------	----	-----	----	-----	-----	----	----	--------	----	---	---	------

Al Pesto

Year	avg	gp-gs	ab	r	h	2b	3b	hr	rbi	tb	slg%	bb	hbp	so	gdp	ob%	sf	sh	sb-att	po	a	e	fld%
------	-----	-------	----	---	---	----	----	----	-----	----	------	----	-----	----	-----	-----	----	----	--------	----	---	---	------

Michael Rothenberg

Year	avg	gp-gs	ab	r	h	2b	3b	hr	rbi	tb	slg%	bb	hbp	so	gdp	ob%	sf	sh	sb-att	po	a	e	fld%
2018	.143	3-2	7	3	1	0	0	0	0	1	.143	1	1	3	0	.333	0	1	0-0	0	0	0	.000
TOTAL	.143	3-2	7	3	1	0	0	0	0	1	.143	1	1	3	0	.333	0	1	0-0	0	0	0	.000

Graeme Stinson

Year	avg	gp-gs	ab	r	h	2b	3b	hr	rbi	tb	slg%	bb	hbp	so	gdp	ob%	sf	sh	sb-att	po	a	e	fld%
2018	.000	0-0	0	0	0	0	0	0	0	0	.000	0	0	0	0	.000	0	0	0-0	0	1	0	1.000
TOTAL	.000	0-0	0	0	0	0	0	0	0	0	.000	0	0	0	0	.000	0	0	0-0	0	1	0	1.000

Year	era	w-l	app	gs	cg	sho	sv	ip	h	r	er	bb	so	2b	3b	hr	bf	bavg	wp	hbp	bk	sfa	sha
2018	2.08	0-0	1	0	0	0/0	0	4.1	3	1	1	0	8	0	0	0	15	.214	3	0	0	0	1
TOTAL	2.08	0-0	1	0	0	0/0	0	4.1	3	1	1	0	8	0	0	0	15	.214	3	0	0	0	1

Kennie Taylor

Year	avg	gp-gs	ab	r	h	2b	3b	hr	rbi	tb	slg%	bb	hbp	so	gdp	ob%	sf	sh	sb-att	po	a	e	fld%
2016	.000	1-0	1	0	0	0	0	0	0	0	.000	0	0	1	0	.000	0	0	0-0	0	0	0	.000
2017	.417	3-3	12	5	5	3	0	1	2	11	.917	0	1	2	1	.462	0	0	1-1	8	0	0	1.000
2018	.364	3-3	11	3	4	0	0	2	3	10	.909	0	1	1	0	.417	0	0	0-0	4	1	0	1.000
TOTAL	.375	7-6	24	8	9	3	0	3	5	21	.875	0	2	4	1	.423	0	0	1-1	12	1	0	1.000

Aaron Therien

Year	avg	gp-gs	ab	r	h	2b	3b	hr	rbi	tb	slg%	bb	hbp	so	gdp	ob%	sf	sh	sb-att	po	a	e	fld%
------	-----	-------	----	---	---	----	----	----	-----	----	------	----	-----	----	-----	-----	----	----	--------	----	---	---	------