

GEORGIA TECH®

124TH SEASON • 31 NCAA REGIONAL APPEARANCES • 3 COLLEGE WORLD SERIES APPEARANCES • 9 ACC CHAMPIONSHIPS

2019 Official Game Notes | RamblinWreck.com | Contact: Andrew Clausen • aclausen@athletics.gatech.edu • (678) 764-0867

GEORGIA TECH BY THE NUMBERS

Overall Record	36-15
ACC Record	17-10
at Russ Chandler Stadium	22-8
Road Games	13-7
Neutral Site Games	1-0
Streak	W1
Last 10 Games	8-2

2019 SCHEDULE / RESULTS

DATE	OPPONENT	TV	TIME/RESULT
Feb. 15	UIC	ACCNE	W, 6-3
Feb. 16	RICHMOND	ACCNE	L, 7-1
Feb. 16	WEST VIRGINIA	ACCNE	W, 5-4 (11)
Feb. 19	at Georgia Southern	ESPN+	PPD
Feb. 22	No. 3 UCLA	ACCNE	W, 4-3 (11)
Feb. 23	No. 3 UCLA	ACCNE	L, 8-2
Feb. 24	No. 3 UCLA	ACCNE	L, 6-0
Feb. 26	GEORGIA STATE	ACCNE	W, 7-3
Feb. 27	at Georgia State	PantherVision	W, 10-6
Mar. 1	NORTHWESTERN	ACCNE	W, 12-1
Mar. 2	NORTHWESTERN (DH-1)	ACCNE	W, 9-2
Mar. 2	NORTHWESTERN (DH-2)	ACCNE	L, 5-1
Mar. 5	at Kennesaw State	FB Live	W, 10-7
Mar. 6	KENNESAW STATE	ACCNE	W, 9-1
Mar. 8	at Miami (Fla.) *	ACCNE	W, 5-4 (10)
Mar. 9	at Miami (Fla.) *	ACCNE	L, 6-5
Mar. 10	at Miami (Fla.) *	ACCNE	L, 9-6
Mar. 12	GEORGIA SOUTHERN	ACCNE	W, 7-6
Mar. 15	VIRGINIA *	ACCNE	L, 9-8
Mar. 16	VIRGINIA *	ACCNE	W, 7-3
Mar. 17	VIRGINIA *	ACCNE	W, 6-5
Mar. 19	at Mercer	ESPN+	W, 14-8
Mar. 22	at No. 4 Louisville *	ACCNE	W, 3-1
Mar. 23	at No. 4 Louisville *	ACCNE	W, 4-0
Mar. 24	at No. 4 Louisville *	ACCNE	L, 5-4
Mar. 26	No. 4 GEORGIA	ACCNE	W, 11-2 (7)
Mar. 29	NOTRE DAME *	ACCNE	L, 9-6
Mar. 30	NOTRE DAME *	ACCNE	W, 11-2
Mar. 31	NOTRE DAME *	ACCNE	W, 8-7
Apr. 2	at No. 15 Auburn	SEC+	W, 9-3
Apr. 5	No. 9 NORTH CAROLINA *	ACCNE	L, 11-4
Apr. 6	No. 9 NORTH CAROLINA *	ACCNE	W, 11-10
Apr. 7	No. 9 NORTH CAROLINA *	ACCNE	W, 10-5
Apr. 9	at No. 2 Georgia	SECN	L, 12-2
Apr. 12	at Boston College *		L, 9-2
Apr. 13	at Boston College *		W, 9-1
Apr. 14	at Boston College *		W, 7-0
Apr. 16	No. 23 AUBURN	ACCNE	W, 11-6
Apr. 18	at Virginia Tech *	ACCNE	L, 3-2
Apr. 19	at Virginia Tech *	ACCNE	W, 7-5
Apr. 20	at Virginia Tech *	ACCNE	W, 4-3
Apr. 23	No. 4 Georgia (SunTrust Park)	ACCNE	W, 8-6
Apr. 26	CLEMSON *	ACCNE	W, 8-7
Apr. 27	CLEMSON *	ACCNE	W, 13-8
Apr. 28	CLEMSON *	ACCNE	L, 11-7
May 3	WESTERN CAROLINA	ACCNE	W, 25-4
May 4	WESTERN CAROLINA	ACCNE	W, 16-3
May 5	WESTERN CAROLINA	ACCNE	W, 14-1
May 10	at Duke *	ACCNE	W, 14-10
May 11	at Duke *	ACCNE	W, 15-3
May 12	at Duke *	ACCNE	L, 10-4
May 14	MERCER	ACCNE	W, 7-1
May 16	PITTSBURGH *	ACCNE	7 p.m.
May 17	PITTSBURGH *	ACCNE	6 p.m.
May 18	PITTSBURGH *	ACCNE	1 p.m.
May 21-26	2019 ACC Championships (Durham, N.C.)	TBA	

GAME 52-54: MAY 16-18 vs. PITT | ATLANTA, GA.



PITTSBURGH PANTHERS

Record	20-32 (7-20 ACC)
Ranking	NR
Last Season	29-26 (11-19 ACC)
Head Coach	Mike Bell
Career Record	20-32 (1st season)
Record at Pitt	Same



GEORGIA TECH YELLOW JACKETS

Record	36-15 (17-10 ACC)
Ranking	6 (D1) / 6 (CP)
Last Season	31-27 (14-16 ACC)
Head Coach	Danny Hall
Career Record	1,263-661-1 (32nd season)
Record at GT	1,055-547-1 (26th season)

MATCHUP AT A GLANCE

PITT	OFFENSE	GT	PITT	PITCHING/DEFENSE	GT
.267	Batting Avg.	.299	5.18	ERA	4.46
.414	Slugging Pct.	.465	460.2	Innings Pitched	456.1
.382	On-Base Pct.	.410	0	Complete Games	.1
102	Doubles	85	6	Saves	7
15	Triples	13	2.02	K/BB Ratio	2.59
42	Home Runs	60	.279	Opponent's Avg.	.265
277	Walks	303	78	Errors	56
38-of-52	Stolen Bases-Attempts	53-of-63	92	Double Plays	39

All-Time Series: Pitt leads 8-7 | Last 10 Meetings: GT leads 7-3

In Atlanta, Ga.: GT leads 5-1 | In Pittsburgh, Pa.: Pitt leads 6-2 | Neutral: Pitt leads 1-0

PROBABLE PITCHERS

THU: GT RHP Amos Willingham (Jr., 6-2, 4.99 ERA) vs. UP RHP Derek West (R-Jr., 3-2, 3.11 ERA)

FRI: GT LHP Connor Thomas (Jr., 8-1, 3.43 ERA) vs. UP RHP Dan Hammer (Jr., 3-7, 6.90 ERA)

SAT: GT RHP Cort Roedig (Fr., 2-1, 4.66 ERA) vs. UP TBA

GAME COVERAGE

Date	TV/Stream	Play-by-Play	Analyst	Radio	PxP/Analyst
May 16	ACC Network Extra	Andy Demetra	Gregg Olson	WREK 91.1 FM	Wiley Ballard
May 17	ACC Network Extra	Andy Demetra	Gregg Olson	WREK 91.1 FM	Wiley Ballard
May 18	ACC Network Extra	Andy Demetra	Jim Poole	WREK 91.1 FM	Wiley Ballard

Live Stats - buzz.gt/BSB-Stats19

Twitter - @GTBaseball | #TogetherWeSwarm

TOP STORYLINES

• No. 6 Georgia Tech baseball will close out the 2019 regular season this weekend when it hosts ACC-foe Pitt on Thursday-Saturday, May 16-18.

• The Jackets currently hold a one-game advantage on Miami and North Carolina for the Coastal Division and are second overall in the ACC.

• Georgia Tech also owns 11 wins against RPI top-25 rankings, more than any team but Vanderbilt and Mississippi State (12), as it looks to lock up a Regional host seed.

• Tech has faced three of the top four teams nationally in fewest hits allowed/9 innings (Georgia, UCLA and Louisville) a whopping nine times, and has five wins and two series victories against them.

• Georgia Tech and Pitt have faced off just 15 times since they first battled in 2014. Despite going 7-2 over a stretch from 2015-18, Tech has lost the last three, including a gut-wrenching 14-inning affair on the road last season.

• The Jackets once again will feature its weekend rotation of **Amos Willingham**, **Connor Thomas** and **Cort Roedig**. The trio owns weekend series wins over then-No. 9 North Carolina and Duke.

• Thomas leads the ACC in walks allowed/9 innings and is second in the ACC with a 5.25.

• Offensively, **Tristin English** is obliterating the ACC thus far. He currently leads the conference in ACC play in hitting (.396), slugging (.868), homers (11) and runs scored (32), while also ranking second in RBI (37) and third in on-base percentage (.468).

• **Jackson Webb** has also exploded at the plate. In his first two weeks of May, he's hit .435 for 10 hits, one home run and six RBI.

• **Nick Wilhite** been red-hot in the month of May, hitting .652 with 15 hits, two doubles, a triple and two homers through seven games.

2019 QUICK FACTS**GENERAL INFORMATION**

School	Georgia Institute of Technology (Georgia Tech)
Location	Atlanta, Ga. 30332
Enrollment	32,700
Founded	1885
Nickname	Yellow Jackets, Ramblin' Wreck
Mascot	"Buzz" the Yellow Jacket
Official Colors	Tech Gold and White
Conference	Atlantic Coast Conference (ACC)
President	Dr. G.P. "Bud" Peterson
Faculty Athletic Representative	Charles L. Isbell, Jr.
Director of Athletics	Todd Stansbury
Website	www.RamblinWreck.com

BASEBALL STAFF (up to date records)

Head Coach	Danny Hall
Alma Mater, Year	Miami-Ohio, 1977
Office Phone	(404) 894-5471
Assistant Coach / Recruiting	Jason Howell (7th year)
Alma Mater, Year	North Carolina, 2002
Assistant Coach	James Ramsey (1st year)
Alma Mater, Year	Florida State, 2012
Volunteer Coach	Dan Jaffe (1st year)
Alma Mater, Year	Pacific, 2014
Director of Baseball Operations	Nick Scherer
Director of Player Personnel	Rick Hubbard
Strength and Conditioning	Steve Tamborra
Athletic Trainer	Paul Wolkoff
Equipment Manager	David McDaniel

HISTORICAL INFORMATION (up to date records)

Record Since 1895	2,475-1,588-27 (.609)
Record at Russ Chandler Stadium (1985-present)	924-290-1 (.762)
ACC Regular Season Record (1980-present)	533-391-2 (.577)
ACC Regular Season Championships	7 1987, 1993, 1997, 2000, 2004, 2005, 2011
ACC Tournament Appearances	38
ACC Tournament Record	78-61 (.561)
ACC Tournament Championships	9 1985, 1986, 1987, 1988, 2000, 2003, 2005, 2012, 2014
NCAA Tournament Appearances	31 1959, 1971, 1985, 1986, 1987, 1988, 1989, 1990, 1991, 1992, 1993, 1994, 1995, 1996, 1997, 1998, 2000, 2001, 2002, 2003, 2004, 2005, 2006, 2008, 2009, 2010, 2011, 2012, 2013, 2014, 2016
NCAA Tournament Record	71-63 (.530)
NCAA Super Regional Appearances	5 2000, 2002, 2004, 2005, 2006
College World Series Appearances	3 1994 (2nd), 2002 (T-5th), 2006 (T-7th)
College World Series Record	4-5 (.444)

STADIUM INFORMATION

Name	Russ Chandler Stadium
Year Opened	1985
Year Renovated	2001
Capacity	4,157
Dimensions	329-382-390-350-334
Fence Height	10 feet
Press Box Number	(404) 894-3167
Address	Fowler Street & Fifth Street, Atlanta, Ga. 30332

2019 TEAM INFORMATION

Lettermen (R/L)	22/11
Starting Position Players (R/L)	7/3
Starting Pitchers (R/L)	4/1
Newcomers	13

2018 YEAR IN REVIEW

Overall Record	27-28
ACC Record	11-19
ACC Finish	5th, Coastal
ACC Tournament	0-2
Final Ranking	None

• The middle infielder combo of **Luke Waddell** (SS) and **Austin Wilhite** (2B) are still keeping order both offensively and defensively. The two have combined for 144 putouts, while also recording 107 hits and 60 RBI.

• The 3-4-5 power of the lineup has proved to be absolutely lethal at the plate. In the last 10 games, **Tristin English**, **Kyle McCann** and **Baron Radcliff** have combined for 18 home runs.

STRENGTH-OF-SCHEDULE

• Head coach **Danny Hall** has talked frequently about how the 2019 slate for Georgia Tech is the hardest its ever scheduled.

• Georgia Tech currently sports the highest strength of schedule in the ACC, ranked eighth-toughest overall. The next highest conference team is Virginia Tech (23), Miami (25) and Louisville (27).

• Tech took one of three from then-No. 3 UCLA, while also taking series from then-top-25 Louisville, Georgia, North Carolina and Auburn.

• Georgia Tech also owns 11 wins against RPI top-25 rankings, more than any team but Arkansas and Mississippi State (13). GT is one of just five teams with double-digit wins vs. top-25.

• Tech has faced the top three teams nationally in fewest hits allowed/9 innings (Georgia, UCLA and Louisville) a whopping nine times, and has five wins and two series victories against them.

NEW FACES ON STAFF

• Georgia Tech baseball fans will notice new faces coaching the base-runners at first and third this season.

• The Yellow Jackets added two new coaches to its staff this offseason in **James Ramsey** and **Dan Jaffe**.

• Ramsey, a former first-round MLB Draft pick, All-American and ACC Player of the Year at Florida State, will handle coaching duties for the outfield and hitters.

• Jaffe, the new volunteer assistant coach who worked extensively with the country's top catchers in Cape Cod, will work with Tech's catching corps.

CARDIAC JACKETS

• Georgia Tech baseball has been in for exciting baseball to start 2019, including three extra-inning slugfests.

• Tech has walked off three opponents on the season, downing West Virginia in the 11th inning on a bases-loaded walk-off single by **Nick Wilhite**, defeating then-No. 3 UCLA on a walk-off home run by **Kyle McCann**, and a sac fly to end the game in the ninth by **Michael Guldberg**.

• Georgia Tech has already played a whopping 13 one-run ballgames and has inched to a 9-4 record in the thrillers.

• In the ACC, only NC State (13-4) and North Carolina (11-4) have more one-run wins.

PITCHING DEPTH

• Not losing a single starter from its bullpen this offseason, Georgia Tech returned one of the top staffs in the nation this season with **Xzavion Curry**, **Connor Thomas** and **Brant Hurter** -- all three projected high draft picks this summer.

• After 10 appearances and nine starts, however, the team announced on May 3 that Hurter would miss the rest of the season with a torn UCL due to Tommy John Surgery.

• In addition to **Tristin English**, the Jackets have also added the top left-handed hurler in the state of Georgia in **Luke Bartnicki** to the bullpen. Bartnicki was selected in the MLB Draft after high school, but opted to remain committed to Georgia Tech.

• Bartnicki will join bullpen stalwart **Jonathan Hughes** in the bullpen, who has already captured seven decision wins for the Jackets this year.

• Tech has also added JUCO transfer junior **Amos Willingham**. Willingham adds instant experience in a tall 6-4 frame after spending two years at Snead St. Community College.

• Add in freshman **Cort Roedig**, and what Tech has developed, in addition to arm support, is deep midweek artillery.

HOME SWEET HOME

• The Yellow Jackets also enjoy a distinct home-field advantage, finishing last season 25-10 overall and 11-4 in the ACC at Russ Chandler Stadium.

• Tech recorded 45 home runs at home in 2018 and outscored its opponents 237-160 overall.

• En route to leading the ACC through the regular season last year in hitting, Tech's offense hit .323 at home last year, while the pitching staff held its foes to a .258 average and struck out 322 batters compared to just 101 walks over 317.0 innings of work at home.

• This season, the Yellow Jackets are 22-8 at home, despite hosting then-No. 3 UCLA, Northwestern, West Virginia, Virginia, then-No. 4 Georgia, then-No. 9 UNC, No. 23 Auburn and Clemson.

• They're hitting .315 at home with 39 home runs and 97 extra-base hits overall. As a team, they're pitching a 4.43 ERA with 267 strikeouts (2.78:1 K:BB ratio) and a .266 opponents' average.

ROAD STRUGGLES

• Georgia Tech has to bounced back from a 2018 season where it struggled on the road and has already exceeded its win total from last year through 10 games, currently sitting at 11-6 overall and 7-5 in ACC away from home.

• Through 20 road games, Tech is hitting just below its home averages, batting .280 for 196 hits, 36 doubles, 20 homers and 125 RBI.

• **Luke Waddell** alone has hit .337 in 19 games on the road, recording 28 hits, three doubles, a triple and 18 runs with a .430 on-base percentage. **Nick Wilhite** is also hitting .348 on the road with 23 hits, four doubles and a homer.

• The Yellow Jackets finished 6-17 last season away from Russ Chandler Stadium, including 0-3 in neutral-site games.

• In true road games last season, Tech hit just .255, reaching base 34.8 percent.

LAST TIME OUT

• Georgia Tech had its first midweek contest in two weeks when it hosted Mercer on May 14.

• The Jackets downed the Bears to take the overall series 2-0 and finished 11-1 in midweeks during the regular season.

• On the mound, Tech got stellar production from its pitching staff as it allowed one run all game, tossing 8.1 innings scoreless to start.

• Senior RHP **Keyton Gibson** got his second career start and threw 3.0 scoreless, while fanning four. Senior RHP **Micah Carpenter** (1-1) received the win after taking over from Gibson for three hitless innings, punching out four as well.

• Four players accumulated multi-hit days. **Nick Wilhite** continues the hot hitting, finishing 2-for-3 with two RBI, while **Michael Guldberg** recorded two hits (including a stand-up triple) for an RBI. **Luke Waddell** and **Tristin English** also finished with two hits on the night.

• Last weekend, Georgia Tech won its eighth-straight ACC series by downing Duke on the road.

• The Jackets took the series by winning its fourth- and fifth-straight games on Friday and Saturday.

OFFENSE

• Georgia Tech baseball has continued its annual tradition as being one of the top offensive ACC teams in the country.

• Through 27 games in the ACC, Tech is leading conference play with .292 hitting and .402 on-base percentage.

• Shining early has been designated hitter, **Michael Guldberg**. Despite hitting *just* .341 over the last 10 games, Guldberg still leads the ACC with a .379 average on the season and is also in the top 10 in OBP (.464).

• The firepower of the lineup has come from **Kyle McCann**, who is currently fifth in the nation in home runs with 21 overall, who has four in the month of May. He's second in the ACC in slugging (.692), eighth in on-base percentage (.463), and is fifth in RBI (61).

• Tech features three players in the top 10 of on-base percentage: **Jackson Webb** (4th - .469), Guldberg (6th - .464) and McCann (8th - .463)

• Strictly in conference play, Tech is also ranked second in hits (2nd - 270), runs (2nd - 197), RBI (2nd - 173) and walks (2nd - 157)

• Tech is continuing its strong tradition of stellar offensive seasons. Last year, it led the Atlantic Coast Conference in hitting (.296) and hits (585) for the regular season.

• In the last 10 games, Tech has a 1.03 walk-to-strikeout at the plate.

TRISTIN ENGLISH

• Also returning is two-time 2019 preseason all-American **Tristin English**.

• English is obliterating the ACC thus far. He currently leads the conference in ACC play in hitting (.396), slugging (.868), homers (11) and runs scored (32), while also ranking second in RBI (37) and third in on-base percentage (.468).

• In the month of April, English hit .405 for 17 hits, four doubles, one triple, six home runs, 22 RBI and 16 runs scored. He slugged .976 with an OBP of .500, drawing three walks and six hit-by-pitches.

• In his last 10 games overall, English has hit .395 for 17 hits, four doubles, six homers, 20 RBI and 13 runs scored. With just three strikeouts, he's had an OPS of 1.324.

• English is currently ranked nationally in an odd offensive category -- hit by pitches. He currently ranks 10th in the country with 19 HBP this season.

• English earned National and ACC Player of the Week honors after becoming the first Yellow Jacket since 2001 (Richard Lewis) to hit the cycle in Game 2 vs. then-No. 9 North Carolina.

• English capped the accomplishment with an eighth-inning solo home run that wound up being instrumental in the 11-10 walk-off victory.

• He then won his second National Player of the Week honor when he helped Tech to a 3-1 record with series wins over Clemson and then-No. 4 Georgia.

• English had six hits, a double and three home runs for 11 RBI and six runs scored. He also closed two games on the mound, picking up a six-out save to remain a big candidate for the John Olerud Two-Way Player of the Year award.

JACKETS IN THE POLLS

WEEK	BA	CB	USA	NCBWA	D1	PG
Preseason	-	17	-	31	-	-
Feb. 18	-	19	-	RV	-	-
Feb. 25	-	-	-	-	-	-
Mar. 4	-	-	-	-	-	-
Mar. 11	-	-	-	-	-	-
Mar. 18	-	-	-	-	-	-
Mar. 25	-	29	-	-	-	-
Apr. 1	-	27	-	-	-	-
Apr. 8	18	18	22	24	17	20
Apr. 15	13	19	16	18	11	17
Apr. 22	12	17	13	16	11	16
Apr. 29	10	14	9	12	8	11
May 6	10	12	8	10	7	9
May 13	8	11	6	7	6	8
May 20						
May 27						
June 2						
June 10						

BA = Baseball America, CB = Collegiate Baseball, USA = USA Today,

NCBWA = NCBWA, D1 = D1Baseball.com, PG = Perfect Game

N/A = poll not out before release of notes

rv = receiving votes

2019 ACC STANDINGS

COASTAL DIVISION	ACC	OVERALL
GEORGIA TECH	17-10	36-15
North Carolina	16-11	37-15
Miami	16-11	36-16
Duke	14-13	29-22
Virginia	12-15	30-21
Virginia Tech	8-19	25-25
Pitt	7-20	20-32
ATLANTIC DIVISION	ACC	OVERALL
Louisville	19-8	41-12
NC State	16-11	39-14
Florida State	16-11	34-18
Clemson	13-14	31-22
Wake Forest	13-14	29-23
Notre Dame	12-15	23-26
Boston College	10-17	27-25

OFFENSE

• English was always slated to be a big bat in the 2019 lineup after leading the team with 60 RBI in 2018 and also hitting .279 for 63 hits and 13 doubles, went on to be a Cape Cod All-Star this past summer.

• Through 43 games played in 2019, English is second on the team with 54 RBI.

• Last year, English was named a midseason first-team all-American by *Perfect Game*/Rawlings and a midseason all-American by D1Baseball.

KYLE MCCANN

• While the loss of Joey Bart from the order and behind the dish may have some worried, GT skipper Danny Hall has been adamant in his confidence in catcher **Kyle McCann** on both fronts.

• McCann has stepped up in big ways this season and it's shaped the success of the Jackets this season.

• The junior catcher currently ranks in the top 25 nationally in six offensive categories and in the top five of the Atlantic Coast Conference in eight categories.

KYLE MCCANN - NATIONAL/ACC RANKS

Category	No.	D1 Rank	ACC Rank
Home Runs	21	5th	1st
Base on Balls	53	7th	3rd
Base on Balls/Game	1.04	9th	3rd
Runs Batted In	61	15th	2nd
Runs Batted In/Game	1.20	19th	2nd
Slugging Percentage	.692	24th	2nd
Total Bases	126	31st	3rd
On-Base Percentage	.463	86th	7th

• McCann followed up ACC Player of the Week and then back-to-back *Collegiate Baseball* National Player of the Week honors by slugging 1.125 for 13 hits, five doubles, six home runs and 16 RBI during the first half of March.

• McCann's 21 home runs on the season currently rank tied for sixth in the all-time Tech annals.

MOST HOME RUNS, SINGLE SEASON -- GT HISTORY

HR	Player	Years
1. 25	Anthony Masiano	1990
2. 24	Mark Fischer	1997
3. 22	Andy Bruce	1991
22	Jason Varitek	1993
22	J.J. Thomas	1996
6. 21	Kyle McCann	2019
21	J.J. Thomas	1996
21	Tony Plagman	2010
8. 20	Billy Parham	1988
20	Luke Murton	2009
20	Jay Payton	1994
20	Ryan Ritter	1995
20	Matt Skole	2010
19	Jeff Distasio	1986

• Just a year ago, McCann was second in home runs only to Bart, as the sophomore, finishing with 15 to Bart's 16 as he tied for eighth in the ACC. The power hitter's .600 slugging percentage ranked him fifth in the conference, while his 45 RBI was good for second on the team.

• McCann also hit three grand slams last season, which tied for the most among NCAA DI players in the 2018 regular season. McCann already has one grand slam through 47 games.

• McCann's four career grand slams are the most among active Jackets, as Tristin English currently has one for his career.

• He fell just shy of the school-record four grand slams in a single season, as two players, Tyler Green (2005) and Brad Feltes (2008), remained on top the annals.

• Based on weighted runs created+, McCann ranks third among returning catchers in Division I with 164, behind only Oregon State's Adley Rutschman (196) and Jacksonville State's Nic Gaddis (166).
- *Weighted Runs Created (wRC)* attempts to quantify a player's total offensive value and measure it by runs. + then compares it with league average after considering park effects.

• McCann is just eclipsed the 100-RBI mark for his career on March 30 against Notre Dame.

• McCann crossed the 100-hit milestone on March 6 against Kennesaw State.

CHASE MURRAY

• Junior **Chase Murray** exploded last year after finally being healthy. However the junior outfielder continues to battle back to 100 percent this season.

• He started 2019 by blasting a two-run tank to right center against UIC, the second home run of the inning and the first of back-to-back.

• He's currently recovering from an upper-body injury and missed substantial action over the middle of the season. He's seen intermittent action in the last two weeks as a designated/pinch hitter. He remains day-to-day.

• The standout outfielder finished 2018 ranked second on the team and fifth in the ACC in hitting with a .343 average.

• He also finished ranked tied for sixth in the league for sacrifice flies, having an unheralded skill for driving home runs in key situations.

• His six sac flies last season gave him 11 for his career, putting him in the top-15 in program history along with teammate **Tristin English**.

MOST SACRIFICE FLIES, SINCE 1998

SF's	Player (Years)
1. 21	Matt Gonzalez (2013-16)
21	Jason Basil (1998-2001)
2. 17	Tony Plagman (2007-10)
17	Mott Hyde (2011-14)
4. 15	Luke Murton (2006-09)
15	Matt Skole (2009-11)
6. 14	Tristin English (2016-Present)
7. 13	Matt Wieters (2005-07)
13	Steven Blackwood (2003-06)
9. 12	Whit Robbins (2004-06)
12	Jeremy Slayden (2002-05)
11. 11	Chase Murray (2017-Present)

• Murray also knocked home 39 RBI and finished with 72 hits last season to rank third on the team in both.

• Murray accomplished all this despite missing four games in April 2018 with an upper-body injury.

• Murray is also looking to hit 100 career RBI this season, currently sitting at 66.

• In his stead has come **Baron Radcliff**, who has hit .412 and slugged .882 over the last 10 games to amass 14 hits, four doubles and four home runs for 11 RBI and 13 runs.

INFELDERS

• Georgia Tech baseball has gotten tremendous production from its current infield staff of third baseman **Jackson Webb**, shortstop **Luke Waddell** and second baseman **Austin Wilhite**.

• Webb has especially shined defensively, but has also hit at a blistering pace lately. The transfer from UCF has played remarkably well as a utility infielder and has appeared in nine of the last 13 games, hitting .459.

• Webb's play in the infield has been crucial to the cause, while also recording 17 hits, two triples and one home run for seven RBI.

• Waddell has also put on a nationally lauded performance thus far in the infield, getting named to the Brooks Wallace Shortstop of the Year midseason watch list.

• To start the regular season, however, Waddell's bat was ice cold as he went 1-for-13 from the plate.

• In the last 10 games, Waddell has hit .282 from the leadoff position, getting nine hits, two doubles, 13 RBI and 14 runs.

• In the month of April, Waddell hit .318 over 16 games, amassing 21 hits, four doubles, a triple and 15 RBI. He was also one of six Jackets to record double-digit walks (10) and struck out just seven times in 66 at-bats.

• Waddell is currently Tech's toughest to strikeout, averaging 9.5 at-bats per strikeout -- good for fifth in the ACC, 97th in the nation.

• Waddell has teamed up to form the Yellow Jackets' middle infielders with **Austin Wilhite**.

• A. Wilhite fell slightly back to earth over the last 10 games offensively, but for the month of April hit .293 for 17 hits, three doubles, eight RBI and 15 runs scored. He's also one of six Jackets to record double-digit walks (11).

• His first home run of the year came on March 14 at Mercer.

• A. Wilhite missed the March 9 Miami game due to illness, snapping the team's longest active consecutive games played streak at 121.

• In the second and third game against Virginia, Georgia Tech experimented with A. Wilhite at second and Waddell at shortstop to great success as they turned two huge double plays in the rubber match to seal the win.

• They've remained at those positions since to continued defensive success.

PITCHING

• One of the main reason for their success has been the Yellow Jacket's pitching staff living up to the early preseason hype of having highly regarded prospects and the depth the back them up on the mound.

• Tech's depth will be tested as it announced on May 3 that typical Sunday starter **Brant Hurter** will miss the rest of the season with a torn UCL.

• Tech still features a bevy of active arms capable of both starting and relieving. Between stalwarts **Connor Thomas**, **Xzavion Curry**, **Jonathan Hughes** and **Tristin English** and newcomers **Cort Roedig**, **Luke Bartnicki** and **Amos Willingham**, Tech has a force of arms for the rest of the season.

• The staff is currently third in the ACC and 28th nationally with a 2.59 strikeout-to-walk ratio.

• Tech also leads the ACC for walks per nine innings (3.31), ranking 29th in the country.

• Tech currently sports three pitchers on the program's career strikeouts/9 innings list since 2002.

MOST STRIKEOUTS/9 INNINGS, CAREER (MIN. 100 IP) -- GT HISTORY, SINCE 2002

K's/9 inn.	Player (Innings Pitched)	Years
1. 10.25	Jason Neighborgal (101.0 IP)	2003-05
2. 10.06	Brant Hurter (102.0 IP)	2018-Present
3. 9.82	Brad Rulon (146.2 IP)	2005-08
4. 9.77	Jed Bradley (234.0 IP)	2009-11
5. 9.56	Kevin Jacobs (112.0 IP)	2008-11
6. 9.46	Deck McGuire (291.0 IP)	2008-10
7. 9.38	Jared Hyatt (144.0 IP)	2003-07
8. 9.32	Xzavion Curry (232.2 IP)	2017-Present
9. 9.16	Buck Farmer (380.1 IP)	2010-13
10. 8.92	Connor Thomas (196.2 IP)	2017-Present

• Last season, Georgia Tech began putting the pitching pieces in place last season when its 1-2 punch of **Xzavion Curry** and **Connor Thomas** led the staff toward the top of the charts.

• Georgia Tech pitching led the ACC in walks per nine innings (3.13) and ranked 24th nationally. They also led the ACC in strikeout-to-walk ratio (2.82) to rank 12th in the country.

• Tech also ranked third in the ACC in shutouts, turning in five clean sheets on the year. The five shutout victories were the most for GT in a season since the Jackets tallied six in 2014.

• The Jackets have combined for just three shutouts through 51 games of 2019.

• Thomas (106 strikeouts) and Curry (101 K's) became the first Yellow Jacket tandem to strike out 100 batters each in the same season since 2011 when Jed Bradley and Buck Farmer fanned 106 apiece.

• It's only the third time under head coach Danny Hall that a duo has accomplished the feat. No duo has done it together back-to-back years.

• The pair separately will also look to become the first Georgia Tech pitchers to punch out 100 batters in back-to-back seasons since Farmer accomplished the feat in 2012 (115) and 2013 (122).

TWO PLAYERS WITH 100 STRIKEOUTS, SAME SEASON -- PROGRAM HISTORY

K's	Player	Years
1. 106	Connor Thomas	2018
101	Xzavion Curry	2018
2. 106	Jed Bradley	2011
106	Buck Farmer	2011
3. 184	Brad Rigby	1994
124	Al Gogolin	1994

• The pair started off 2019 on track, as Thomas (82) and Curry (66) rank second and third on the team, respectively.

• The Yellow Jackets accomplished much of their pitching success despite being the youngest staff among Power 5 conference.

• Tech started a freshmen or sophomore in 45 of its 58 games last season in Curry (15), Thomas (15), **Brant Hurter** (11), **Hugh Chapman** (3) and **Will Shirah** (1). The other 13 starts have come by **Tristin English** (9), **Jake Lee** (2), **Jonathan Hughes** (1) and **Keyton Gibson** (1).

MOST PITCHING STARTS BY UNDERCLASSMEN IN 2018, BY PERCENTAGE -- POWER 5 CONFERENCES

Percentage	Team	Conference
1. 92%	Georgia Tech	ACC
92%	Northwestern	Big Ten
3. 86%	Baylor	Big 12
4. 76%	Michigan	Big Ten

* research courtesy of College Baseball Analytics

• The Yellow Jackets posted back-to-back shutout wins over Arkansas-Pine Bluff (Feb. 27) and UIC (Mar. 2) for the first time since shutting out Duke in two-straight games back on March 31, 2012.

• Both Thomas (No. 1) and Curry (No. 10) ranked among *D1Baseball's* most draft eligible pitchers in 2019.

XZAVION CURRY

• After a sterling sophomore campaign, **Xzavion Curry** has once again showed his prowess on the mound, pitching to a 4-2 record and 4.08 ERA.

• Through 57.1, he's allowed 26 earned runs on 58 hits, while issuing just 16 walks over 66 strikeouts.

• Curry had perhaps the start of his career against then-No. 4 Louisville. After giving up a double to the first batter that, was eventually brought around for a run, Curry retired 16-straight, fanning nine to finish with eight innings of one-hit, one-run baseball.

• Alongside late run support and a **Tristin English** close, Curry improved to 3-0 on the year, out-dueling one of the best in the ACC in Reid Detmers.

• In an inspiring display, after missing his usual Friday start on April 5 against North Carolina due to precaution over a minor injury, Curry made his first-career bullpen appearance in the Sunday rubber game in a one-run contest.

• Curry worked to strike out seven of the 12 batters faced for 3.0 shutout innings for the win.

• Opening Day has become Zay Day over the last three years, as Curry has taken the mound for the Jackets on this occasion in both 2017 and 2018. Curry was victorious in both, taking a 5-3 win over BYU in 2017 and then earning a 3-2 win vs. Minnesota this year.

• Curry is the first Yellow Jacket in the modern era (1973-present) to win three-straight Opening Days starts and only the second Tech pitcher to start three-straight Opening Days since 1973 - Kris Wilson (1995-97).

• Curry's third-straight Opening Day victory on Feb. 15 vs. UIC consisted of 5.0 innings, five hits, two runs and nine strikeouts to the tune of a 3.60 ERA.

• As a starter last year, the then-sophomore finished with a team-high eight wins to the tune of a 8-4 record, finishing tied for third in the ACC.

• Curry posted a 4.18 ERA over 92.2 innings of work last season, allowing just 43 earned runs, while striking out 101 and walking just 23.

• He also pitched a complete game on April 27 to join teammate **Connor Thomas** in becoming the first Jackets to record back-to-back complete games since 2011 when Matt Lorenzo and Steve Kelly threw two-straight CG's on Feb. 28 and March 2.

• Then-sophomore Curry was 8-4 last season, which was a team-high in wins.

• Curry posted a 4.18 ERA over 92.2 innings pitched last season, and has allowed just 43 earned runs on 79 hits while striking out 101 batters and walking just 23.

• Curry was also among the ACC's best in striking out batters looking, ranking tied for fifth in the league with 32 hitters left looking.

• With his 32 looking strikeouts last season and 21 in 2019, Curry now has 84 for his career to rank third in program history since 2002.

MOST STRIKEOUTS LOOKING, CAREER -- SINCE 2002

CG's	Player	Years
1. 113	Deck McGuire	2008-10
2. 85	Buck Farmer	2010-13
3. 84	Xzavion Curry	2017-Present
4. 74	Jed Bradley	2009-11
5. 66	Brandon Cumpton	2008-10
6. 64	Cole Pitts	2012-16
7. 62	Dusty Isaacs	2011-14
8. 60	Brian Burks	2002-04
9. 59	Brad Rulon	2005-08
10. 58	Mark Pope	2009-11

• Curry recorded his 200th career strikeout against Miami on Friday, March 8. He now sits at 241 for his career, becoming the eighth Tech pitcher since 2002 to cross the plateau.

MOST STRIKEOUTS, CAREER -- SINCE 2002

K's	Player	Years
1. 387	Buck Farmer	2010-13
2. 306	Deck McGuire	2008-10
254	Jed Bradley	2009-11
4. 241	Xzavion Curry	2017-Present
5. 211	David Duncan	2006-08
6. 207	Brian Burks	2002-04
7. 206	Dusty Isaacs	2011-14
8. 205	Cole Pitts	2012-16
9. 195	Kyle Bakker	2002-03
10. 193	Connor Thomas	2017-Present

• Curry's best game carving up a lineup last season was his March 30, 2018 contest versus Miami where he struck out a career-high 12 batters.

PITCHING

• With his 12 punch outs, Curry became just the third pitcher since 2000 to strike out 12 batters or more in an ACC game, joining Jason Neighborgall (12 at Duke on March 4, 2005) and Cory Vance (14 vs. No. 2 UNC on March 17, 2000).

• After a 288-game streak without a pitcher recording double-digit strikeouts for Tech, the Yellow Jackets had a pitcher post 10 strikeouts or more four times over a seven game stretch last year (Curry - 11 at NC State (3/23), Hurter - 10 vs. Georgia Southern (3/27), Curry - 12 vs. Miami (3/30) and Thomas - 10 vs. Miami (3/3) and seven overall.

• He then followed that performance up with his complete-game shutout victory against Wake Forest on April 27.

• Curry's complete-game shutout was the first by a Tech starting pitcher since Josh Hedding went the distance for a two-hit shutout of the nation's No. 2 overall seed Vanderbilt, 5-0, in the 2013 Nashville Regional.

• Curry was only the ninth Tech pitcher since 2002 to record a shutout. Only Kyle Bakker (2) and Mark Pope (4) have had multiple shutouts in the last 17 years.

CONNOR THOMAS

• The second-half of the Yellow Jackets' "Shake and Bake" starter combo was sophomore **Connor Thomas** who, now as a junior, seems to have not missed a beat.

• Through a an ACC-leading 89.1 innings of work, CT has a 3.43 ERA and 84 strikeouts at a 5.25:1 strikeout-to-walk ratio.

• His 5.25:1 K:BB ratio is good for second in the ACC and 39th in the country.

• Thomas threw one of his best career games on Saturday against then-No. 4 Louisville in certainly the most efficient game of his career en route to being named the ACC's Pitcher of the Week.

• The sophomore used just 96 pitches to throw the first complete-game shutout of his career, allowing just five hits.

• He then turned around and threw 7.0 shutout innings against Notre Dame to give him 16.0 consecutive without a run crossing the plate.

• Thomas is just seven strikeouts away from becoming just the eighth Georgia Tech pitcher since 2002 to eclipse 200 for their career, joining teammate **Xzavion Curry**.

MOST STRIKEOUTS, CAREER -- SINCE 2002

K's	Player	Years
1. 387	Buck Farmer	2010-13
2. 306	Deck McGuire	2008-10
254	Jed Bradley	2009-11
4. 241	Xzavion Curry	2017-Present
5. 211	David Duncan	2006-08
6. 207	Brian Burks	2002-04
7. 206	Dusty Isaacs	2011-14
8. 205	Cole Pitts	2012-16
9. 195	Kyle Bakker	2002-03
10. 193	Connor Thomas	2017-Present

• By far the most impressive stat in Thomas' sophomore campaign was his strikeout-to-walk ratio that ranked among the best in the nation.

• Fanning 106 hitters and walking just 10, Thomas finished with a 10.6 ratio.

• Ranking third in the country last season, Thomas is one of only two pitchers in all of Division I with a double-digit ratio to return from 2018.

TOP STRIKEOUT-TO-WALK RATIOS
RETURNERS FROM 2018 -- DIVISION I

K/BB	Player (Innings Pitched)	Program
1. 16.8	Tim Brennan (88 IP)	St. Joseph's
2. 10.6	Connor Thomas (97 IP)	Georgia Tech
3. 6.8	Jordan Silverman (61 IP)	Rider
4. 6.2	David Leal (87 IP)	Louisiana Tech
6.2	Zach Greene (57 IP)	South Alabama
6. 5.8	Samuel Strickland (81 IP)	Samford
7. 5.6	Ken Waldichuk (92 IP)	St. Mary's (Calif.)

• With Thomas' ability to hammer the zone, he's currently on pace to break the Georgia Tech record for fewest walks allowed per nine innings.

• For his three-year career, Thomas currently sports a 1.61 walks/9 inning mark.

FEWEST WALKS ALLOWED/9 INNINGS
(MIN. 100 IP) -- GT HISTORY

Walks/9 inn.	Player (Innings Pitched)	Years
1. 1.60	Connor Thomas (196.2 IP)	2017-Present
2. 1.92	Chris Goodman (168.1 IP)	2002-03
3. 2.17	Mark Pope (219.1 IP)	2009-11
4. 2.27	Kyle Bakker (273.0 IP)	2001-03
5. 2.33	Brian Burks (289.1 IP)	2001-04
6. 2.43	Kris Wilson (328.2 IP)	1995-97
7. 2.44	Bill Pridgen (136.1 IP)	1971-72
8. 2.58	Eddie Burns (153.1 IP)	2005-08
9. 2.64	Brandon Gold (191.0 IP)	2014-16
10. 2.71	Chris Myers (146.1 IP)	1991-94

• Thomas threw 106 strikeouts last season to give him 111 for his career and put him on pace to crack the 200-K threshold this season.

• Thomas' team-high 106 K's ranked him tied for fifth in the ACC.

• Thomas and teammate **Xzavion Curry** (101 K's) became the first Yellow Jacket tandem to strike out 100 batters each in the same season since 2011 when Jed Bradley and Buck Farmer fanned 106 apiece.

• It's only the third time under head coach Danny Hall that a duo has accomplished the feat. No duo has done it together back-to-back years.

• The pair separately will also look to become the first Georgia Tech pitchers to punch out 100 batters in back-to-back seasons since Farmer accomplished the feat in 2012 (115) and 2013 (122).

• Thomas also proved to be able to go the distance on numerous occasions, leading the ACC with three complete games in 2018.

• In one season, Thomas claimed a spot in the Georgia Tech annals for most complete game. Now with one in 2019, only four Jacket pitchers have more complete games since 1994.

MOST COMPLETE GAMES -- SINCE 1994

CG's	Player	Years
1. 8	Cory Vance	1998-00
2. 7	Chuck Crowder	1996-99
3. 6	Mark Pope	2009-11
4. 5	Buck Farmer	2010-13
5. 4	Connor Thomas	2017-Present
4	Kyle Bakker	2002-03
7. 2	Deck McGuire	2008-10
8. 1	13 Players Tied	

• Thomas' best game fanning hitters was April 28, 2018 when he struck out 17 batters against Wake Forest.

• The 17 strikeouts were the most by a Tech pitcher in a single game since current Detroit Tigers' pitcher and former Jacket Buck Farmer struck out 14 batters versus Akron on Feb. 15, 2013.

• His 17 strikeouts were only two shy of the school record of 19 punch outs set by Jerry Bass versus Earlham in 1975 and were the most by a pitcher in a single game in the ACC last season.

• After a 288-game streak without a pitcher recording double-digit strikeouts for Tech, the Yellow Jackets had a pitcher post 10 strikeouts or more four times over a seven game stretch last year (Curry - 11 at NC State (3/23), Hurter - 10 vs. Georgia Southern (3/27), Curry - 12 vs. Miami (3/30) and Thomas - 10 vs. Miami (3/3) and seven overall.

• Last season, Thomas led Georgia Tech with a 3.34 ERA and an impressive 106 strikeouts. He allowed just 36 earned runs in 97.0 innings of work, holding opponents to a .241 average.

STARTERS

• **Brant Hurter** was a reliable midweek starter for Georgia Tech last season, finishing 5-4 overall in 14 appearances and working to a 6.04 ERA.

• His sensational sophomore campaign, however, was cut short on May 3 when the team announced that Hurter will miss the rest of the season due to a torn UCL.

• Hurter, as the Sunday starter, posted at a team-best 2.42 ERA through 48.1 IP. He struck out 58 batters while only allowing 13 earned runs.

• After a terrific showing against then-No. 3 UCLA in which he struck out seven with no walks, while allowing one earned run, Hurter followed that up with a picture-perfect gem against Northwestern.

• Hurter tossed 7.0 shutout innings, allowing just four hits and striking out a career-high 13 batters with no walks.

• Against UVA, with the series on the line, Hurter worked to a 7:0 strikeout-to-walk ratio, allowing just two runs on seven hits in seven innings of work.

• Hurter drew another tough no decision on Sunday against then-No. 4 Louisville,

• Through eight starts on nine appearances, Hurter ranks fifth in the ACC with a 4.07:1 strikeout-to-walk ratio.

• **Tristin English** returned to the mound after recovering from Tommy John Surgery his freshman year. He proved to be a dependable relief pitcher, throwing 57 innings

• English followed up his sophomore campaign with an uber-successful summer in the Cape, earning all-star honors after tossing nearly 70 combined innings.

• English made two appearances during Opening Weekend on the mound for Tech. His first was entering the ninth with a three-run lead over UIC on Friday. It took him nine pitches to end the game and earn the save.

• He also appeared against West Virginia in the eighth inning going 2.0 and allowing one home run, but keeping the game alive, striking out four.

PITCHING

- He then continued to be an impressive closer against No. 3 UCLA on Feb. 22. Heading into extra innings, English pitched a shutout final three innings of the game, striking out two and allowing just two hits to help Tech secure the win.
- Then, due to nagging ailment, English didn't pitch for 15 days, while gutting it out in the lineup and at first base. He returned to the mound in a crucial moment against Virginia with a one-run lead in the ninth.
- Seventeen pitches, two hits and a swinging strikeout for out No. 3 gave him his second save of the season and Tech its first ACC series victory of the season.
- Now back in the swing of things, English was brought in to close the final inning on Friday against then-No. 4 Louisville, using just 13 pitches and one strikeout to retire the frame and record his third save of the season.
- He then pitched the final 2.0 innings in a nail-biter against Notre Dame on Sunday, earning his second win of the year after striking out two and allowing just one earned run.
- English also slammed the door on then-No. 9 UNC when he took over for usual-Friday starter **Xzavion Curry** to throw the final inning for the win.
- Over the last few weeks, English has increased his time on the mound, having slammed the door on Virginia Tech and then-No. 4 Georgia for saves, while also putting down Clemson in a non-save situation.
- English spends a majority of time at first base to keep his bat in the lineup and replace teammate **Kyle McCann**, who moved to catch, but also works as the teams closer.
- Three big additions to the Tech pitching staff are **Amos Willingham**, **Luke Bartnicki** and **Cort Roedig**.
- Willingham is a JUCO transfer who enters as a junior in eligibility. A tall strike thrower with day-one experience could mean a versatile starter on weekdays.
- In starts this season, Willingham has a 4.99 ERA, allowing just 29 earned runs in 52.1 innings, punching out 30.
- In his first start on Wednesday, Feb. 27 against Georgia State, he then went 6.0 innings of shutout work, allowing just three hits, no runs and no walks while striking out five.
- In his first five starts, Willingham has a 2.25 ERA, 4-1 record, 15 strikeouts (two walks) and just six runs allowed.
- Tuesday against Georgia Southern on March 12, it took him just 57 pitches to go five innings, giving up only two runs.
- Willingham then followed that up with a sterling performance on Tuesday at Mercer, allowing just one earned run in six innings, striking out four and issuing no walks.
- His best outing came on Tuesday against fourth-ranked Georgia as he allowed just two runs, six hits and punched out eight over 6.1 innings of work en route to the 11-2 win.
- He then filled in for Curry on the Friday North Carolina start and had a tough-luck outing, allowing six runs on six hits in 4.0 innings.
- Roedig, a power righty, was ranked the No. 17 RHP in the state of Florida by *Perfect Game*. He sports a fastball well over 90 already and a good breaking ball as well. His fall and early spring has earned him an opportunity.
- Roedig finally showed his stuff in a midweek game against Georgia State on Feb. 26, allowing just one run and three hits in 4.0 innings of work.
- Roedig filled in for Hurter on the Sunday North Carolina start and was fearless. Despite giving up four runs on two hits in 4.1 innings, Roedig dealt strikes and kept the game contained until the middle-inning relievers could go to work.
- Roedig then entered the game in the second inning against the high-powered Clemson offense on Sunday, and worked 5.0 fine innings of work, allowing just three runs on five hits and one walk, while punching out four.
- Last week, Roedig started the Sunday vs. Western Carolina, surrendering just three hits, no earned runs and striking out six on 5.0 innings of work.
- Bartnicki, who enters his freshman campaign after being ranked as the top-rated lefty out of the state of Georgia by *Perfect Game*. One of the most elite lefties in the country that won a regional championship, he's run it up to 94-95 in the preseason.
- Bartnicki's first collegiate appearance couldn't have been more dramatic, coming into the game in extra innings versus West Virginia in a 1-0 count with runners at second and third and two outs.
- A lefty-lefty matchup, Bartnicki didn't need many pitches to strike out the hitter, end the inning and give Tech one more at-bat in the bottom of the 11th -- where it would walk the game off.
- Bartnicki continues to impress out of the bullpen, throwing two more scoreless innings to slam the door on Boston College.

RELIEVERS

- One of Georgia Tech's keys this season will be the development of their bullpen. With no shortage of bodies, Tech has lots of options of where to slot guys in.
- The Jackets will be without their top reliever in **Andy Archer** for the 2019 season, after he underwent successful UCL repair with an internal brace. His recovery is expected to take 6-8 months and he should return to the team in the fall.
- In his stead, alongside those starters who don't find a day in the rotation, **Jonathan Hughes** and **Keyton Gibson** will be looked upon for stretches.
- Hughes has had a fantastic start to 2019, only having two tough outings through 17 appearances. He currently sports an ERA of 3.59 with a tied for team-best seven victories -- tied-second in the ACC.
- Hughes finished last year with 13 appearances, a 5.94 ERA and a save while Gibson had the same ERA with 12 appearances.
- Gibson has also looked impressive early. In his first two important, clutch appearances, he refused to allow a hit in 2.1 combined innings, fanning four batters in the process.

- Gibson then went on to get his first win of the season vs. Georgia State when he tossed 3.0 no-hit innings, fanning four, to get the win.

- Gibson got his second career start on March 14 against Mercer. He tossed 3.0 scoreless, striking out four in the appearance.

- Becoming a major threat out of the bullpen is senior RHP **Micah Carpenter**. He hasn't allowed a run in his last five appearances (4.2 IP), striking out eight in the timespan and getting his first career save when he entered into the bottom of the ninth against Virginia Tech with the bases loaded, no outs and a two-run lead and the Jackets wound up winning.

WHAT'S IN A QUALITY START?

- A starting pitcher records a quality start when he pitches at least six innings and allows three earned runs or fewer.
- Tech is 12-3 through Week 8 with a quality start -- **Connor Thomas** vs. West Virginia (Feb. 16), vs. Northwestern (March 2), vs. Virginia (March 16), at Louisville (March 23), at BC (April 13), vs. WCU (May 5), **Brant Hurter** vs. Virginia (March 17), at BC (April 14), **Amos Willingham** at Mercer (March 19), vs. No. 4 Georgia and **Xzavion Curry** at Louisville (March 22) with the wins and Thomas vs. Miami (March 10) and Hurter vs. Northwestern (March 2) and at Louisville (March 24) with the losses.
- Georgia Tech was 15-5 last season when its starter makes a quality start.
- Tech had its streak of 35-consecutive home wins with quality starts snapped on March 2 in the second game of a doubleheader vs. Northwestern when Hurter tossed 7.0 shutout innings before exiting with a one-run lead.
- It was the first loss Tech endured after a quality start at home since back on March 20, 2015.
- Thomas' quality start at Georgia Southern in 2018 was the first quality start on the road for GT since April 8, 2016 (excluding Curry's neutral site quality start vs. Wake Forest at the 2017 ACC Tournament).
- Last season, Thomas led all pitchers with eight quality starts, while Curry had seven, Hurter made three and English made two.

MISCELLANEOUS

200 K's

• Georgia Tech Friday night starter **Xzavion Curry** eclipsed the 200-strikeout milestone in just his second year being starter, currently at 207 for his career.

• Saturday starter **Connor Thomas** threw 106 strikeouts last season and now has 193 for his career and put him on pace to crack the 200-K threshold this season.

THE STRIKEOUT KINGS

• **Connor Thomas** (106 strikeouts) and **Xzavion Curry** (101 K's) became the first Yellow Jacket tandem to strike out 100 batters each in the same season since 2011 when Jed Bradley and Buck Farmer fanned 106 apiece.

• It's only the third time under head coach Danny Hall that a duo has accomplished the feat. No duo has done it together back-to-back years.

• The pair separately will also look to become the first Georgia Tech pitchers to punch out 100 batters in back-to-back seasons since Farmer accomplished the feat in 2012 (115) and 2013 (122).

100!

• Senior relief pitcher **Jake Lee** is working toward his 100th strikeout of his career, currently sitting at 88.

• Junior outfielder **Chase Murray** is also looking to hit 100 career RBI this season, currently sitting at 67.

ATOP THE CONFERENCE

• Georgia Tech baseball ranks among the most prolific winners in ACC history.

MOST ACC TOURNAMENT TITLES, SINCE 2000

	Titles	Years
Georgia Tech	5	2000, 2003, 2005, 2012, 2014
Florida State	5	2002, 2004, 2010, 2015, 2017
Clemson	2	2006, 2016
Virginia	2	2009, 2011
North Carolina	2	2007, 2013

MOST ACC REGULAR-SEASON, DIVISIONAL TITLES SINCE 2000

	Titles	Regular-Season Years (Divisional)
Florida State	11	2001, 2002, 2003 (2007, 2008, 2009, 2010*, 2011, 2012, 2013, 2014)
North Carolina	6	(2006, 2007, 2009, 2012, 2013, 2017)
Georgia Tech	4	2000, 2004, 2005 (2011)
Miami	4	(2008, 2014, 2015, 2016)

*co-champion

GEORGIA TECH VS. IN-STATE OPPONENTS -- DIVISION I

	Games	First Meeting	Series Record
Georgia	376	1898	UGA leads 210-164-2
Mercer	170	1897	GT leads 114-56
Ga. Southern	134	1947	GT leads 103-31
Georgia St.	81	1971	GT leads 70-11
Kennesaw St.	28	1987	GT leads 22-6
Savannah St.	5	2004	GT leads 5-0

• This season, Tech will play all eight of its most-faced opponents all-time.

GEORGIA TECH'S MOST COMMON OPPONENTS

	Games	First Meeting	Series Record
Georgia	376	1898	UGA leads 210-164-2
Auburn	236	1897	AU leads 122-109-5
Clemson	226	1902	CU leads 114-109-3
Mercer	170	1897	GT leads 114-56
North Carolina	142	1901	GT leads 76-66
Ga. Southern	134	1947	GT leads 103-31
Virginia	132	1924	GT leads 75-55-2
Duke	129	1903	GT leads 92-37
NC State	129	1921	GT leads 73-56
Wake Forest	117	1898	GT leads 73-43-1

* bold denotes an opponent on the 2018 schedule



2019 ACC PRESEASON POLL

OVERALL CHAMPION

Louisville

ATLANTIC DIVISION

POINTS

1. Louisville (7)	90
2. Florida State (6)	86
3. Clemson (1)	71
4. NC State	53
5. Wake Forest	49
6. Notre Dame	24
7. Boston College	19
<i>(first-place votes)</i>	

COASTAL DIVISION

POINTS

1. North Carolina (13)	97
2. Virginia (1)	64
3. Duke	64
4. Miami	61
5. Georgia Tech	59
6. Pitt	24
7. Virginia Tech	23
<i>(first-place votes)</i>	

2019 HONORS

TRISTIN ENGLISH

First-Team *Perfect Game*/Rawlings Preseason All-American

Second-Team *D1 Baseball* Preseason All-America

2019 Golden Spikes Award preseason watch list

Perfect Game Preseason All-ACC

ACC Player of the Week (April 8)

Collegiate Baseball National Player of the Week (April 8)

John Olerud Two-Way Player of the Year Midseason Watch List (April 18)

Collegiate Baseball National Player of the Week (April 29)

John Olerud Two-Way Player of the Year Semifinalist (May 15)

MICHAEL GULDBERG

CoSIDA/Google Cloud First-Team Academic All-District

CHASE MURRAY

Perfect Game Preseason All-ACC

CONNOR THOMAS

Perfect Game Preseason All-ACC

ACC Pitcher of the Week (March 25)

NCBWA National Player of the Week (March 26)

College Baseball Foundation National Pitcher of the Year Midseason Watch List (April 18)

KYLE MCCANN

ACC Player of the Week (March 4)

Collegiate Baseball National Player of the Week (March 4)

Collegiate Baseball National Player of the Week (March 11)

Second-Team *Perfect Game*/Rawlings Midseason All-American (March 3)

D1 Baseball Midseason All-American (March 4)

2019 Buster Posey Catcher of the Year Watch List (May 9)

LUKE WADDELL

2019 Brooks Wallace (Shortstop of the Year) Award

Midseason Watch List (April 18)

2019 RECORD BREAKDOWN

	ACC	Overall
Overall	17-10	35-15
Home	8-4	22-8
Road	9-6	13-7
Neutral	-	1-0
Day Games	13-4	24-7
Night Games (6 p.m. or later)	4-6	12-8
Yellow Jackets Score First	12-3	25-5
Opponent Scores First	5-7	11-10
Yellow Jackets Score in 1st inning	5-5	13-6
Walk-off Victories	1-2	3-2

As a Ranked Team (All Polls)	12-6	22-10
vs. Ranked Team (All Polls)	4-2	9-5
TV/ESPN3/ACC Network Extra Game	14-9	31-13

vs. LHP (starter)	8-3	12-4
vs. RHP (starter)	9-7	24-11
Yellow Jacket Starter 6+ IP	5-4	10-4
Yellow Jacket Starter 7+ IP	7-0	11-1
Yellow Jacket Starter 8+ IP	3-0	3-0

Hitting A Home Run	12-5	26-6
Not Hitting A Home Run	5-5	10-9

Out Hit Opponent	12-3	28-3
Get Out Hit By Opponent	3-7	6-12
Equal Number of Hits	2-0	2-0

February	-	5-3
March	6-3	14-6
April	8-4	11-5
May	2-1	6-1
June	-	-

Monday	-	-
Tuesday	-	9-1
Wednesday	-	2-0
Thursday	0-1	0-1
Friday	4-4	8-4
Saturday	9-1	12-4
Sunday	6-4	5-5

One-Run Games	6-4	9-4
Two-Run Games	2-0	3-0
Three-Run Games	0-2	2-2
Four+ Run Games	11-2	18-8

Leading After 6	15-2	33-2
Trailing After 6	1-6	1-10
Tied After 6	1-2	2-3
Leading After 7	14-3	31-4
Trailing After 7	0-6	0-10
Tied After 7	3-1	4-1
Leading After 8	16-3	32-3
Trailing After 8	0-7	0-12
Tied After 8	1-0	3-0

Shutouts	2-0	3-1
Extra Innings	1-0	3-0

Score 0-5 Runs	4-6	6-11
Score 6+ Runs	13-4	30-4
Allow 0-5 Runs	12-2	26-3
Allow 6+ Runs	5-8	10-12

Commit 0 Errors	7-3	15-4
Commit 1 Error	5-3	11-4
Commit 2+ Errors	5-4	10-7



HALL OF FAME COACH

- **Danny Hall** is in his 26th season at Georgia Tech and his 32nd overall as a head coach in 2019. He is the winningest baseball coach in Tech history with 1,053 wins.
- Hall, who won his 1,200th career game on February 24 versus Dartmouth and his 1,000th win at Georgia Tech on March 20, versus nationally ranked Auburn, stands seventh among active Division I coaches in career victories entering the 2018 season.
- In his 40 years of college baseball – both as an assistant and head coach – Hall has been part of over 1,600 victories and seven trips to the College World Series.
- Hall has led Tech to the NCAA Tournament on 20 occasions and guided the Yellow Jackets to the NCAA College World Series in 1994, 2002 and 2006 -- the program's only three berths.

HALL BY THE NUMBERS






1,261	career wins as a head coach
1,053	wins at Georgia Tech
134	total draft picks coached at Tech
114	all-ACC honors
94	all-American selections by 35 GT players
52	Tech's school record for wins set in 2002
23	freshman all-Americans
20	NCAA Regional appearances at Tech
13	Academic all-America honors by GT players
13	top-two ACC offensive finishes
7	Yellow Jackets drafted in the first round
6	NCAA Super Regional appearances at Tech
5	ACC tournament titles (2000, 2003, 2005, 2012, 2014)
5	ACC regular season titles (1997, 2000, 2004, 2005, 2011)
3	College World Series appearances (only three in Tech history)

**WINNINGEST ACTIVE DIVISION I
BASEBALL COACHES
ENTERING 2019 SEASON**

1. Mike Martin, Florida State 1,987
2. Mike Fox, North Carolina 1,429
3. Paul Mainieri, LSU 1,415
4. John Anderson, Minnesota 1,288
5. Keith Guttin, Missouri St. 1,259
6. **DANNY HALL, Georgia Tech. 1,227**
7. Gary Gilmore, Coastal Carolina 1,180
8. Tony Robichaux, La.-Lafayette 1,149
9. Mike Sansing, Kennesaw St. 1,092
10. Elliott Avent, NC State 1,057
11. Brian Shoop, UAB 1,027
12. Bill Brown, George Mason 1,026
13. Dave Van Horn, Arkansas 1,014
14. Rich Hill, San Diego 1,002

HALL'S COACHING TREE

HEAD COACHES

-  Scott Stricklin - Georgia Tech Assistant 2002-04
Kent State player 1991-93
-  Josh Holliday - Georgia Tech Assistant 2005-07
-  Greg Beals - Kent State player 1989-91
-  Bobby Moranda - Georgia Tech Assistant 2002-07
-  Mike Trapasso - Georgia Tech Assistant 1995-01
-  Eddie Uschold - Kent State Assistant

ASSISTANT COACHES

-  Wally Crancer - Georgia Tech player 2006-07



GAME HIGHS

TEAM BATTING

At bats:	42	at Kennesaw State (Mar 05, 2019)
Runs scored:	25	vs Western Carolina (May 03, 2019)
Hits:	18	at Mercer (Mar 19, 2019)
	18	vs Western Carolina (May 03, 2019)
	18	vs Western Carolina (May 04, 2019)
RBI's:	23	vs Western Carolina (May 03, 2019)
Doubles:	5	(4 games)
Triples:	2	vs Western Carolina (May 03, 2019)
	2	vs Mercer (May 14, 2019)
Home runs:	6	vs Western Carolina (May 03, 2019)
Total bases:	40	vs Western Carolina (May 03, 2019)
Walks:	12	vs Western Carolina (May 03, 2019)
Strikeouts:	18	at Louisville (Mar 22, 2019)
Sac hits:	2	(4 games)
Sac flies:	5	vs Western Carolina (May 03, 2019)
Stolen bases:	4	vs Georgia State (Feb 26, 2019)
	4	vs Auburn (Apr 16, 2019)
Hit by pitch:	4	at Boston College (Apr 14, 2019)
Caught stealing:	2	(4 games)
Runners LOB:	14	vs Georgia Southern (Mar 12, 2019)
	14	vs Auburn (Apr 16, 2019)
Hit into DP:	4	vs Clemson (Apr 28, 2019)

TEAM FIELDING

Putouts:	33	vs West Virginia (Feb 16, 2019)
	33	vs UCLA (Feb 22, 2019)
Assists:	17	vs Georgia Southern (Mar 12, 2019)
Errors:	5	vs West Virginia (Feb 16, 2019)
Passed balls:	1	(7 games)
DPs turned:	3	vs Western Carolina (May 04, 2019)

TEAM PITCHING

Innings pitched:	11.0	vs West Virginia (Feb 16, 2019)
	11.0	vs UCLA (Feb 22, 2019)
Runs allowed:	12	at Georgia (Apr 09, 2019)
Earned runs:	10	vs North Carolina (Apr 06, 2019)
	10	at Georgia (Apr 09, 2019)
	10	vs Clemson (Apr 28, 2019)
Walks allowed:	9	at Virginia Tech (Apr 20, 2019)
Strikeouts:	18	vs West Virginia (Feb 16, 2019)
Hits allowed:	15	vs Clemson (Apr 28, 2019)
Doubles allowed:	5	vs North Carolina (Apr 06, 2019)
	5	at Boston College (Apr 12, 2019)
Triples allowed:	1	(4 games)
Homers allowed:	4	vs Clemson (Apr 26, 2019)
	4	at Duke (5/12/19)
Wild pitches:	4	at Kennesaw State (Mar 05, 2019)
Hit batters:	3	vs UCLA (Feb 24, 2019)
	3	at Miami (FL) (Mar 08, 2019)
	3	vs Western Carolina (May 04, 2019)

INDIVIDUAL BATTING

At bats:	6	(11 games)
Runs scored:	5	Tristin English vs North Carolina (Apr 06, 2019)
Hits:	4	(10 games)
RBI's:	7	Kyle McCann vs Northwestern (Mar 01, 2019)
Doubles:	2	(8 games)
Triples:	1	(13 games)
Home runs:	2	(7 games)
Total bases:	11	Baron Radcliff at Duke (5/10/19)
Walks:	3	(16 games)
Strikeouts:	4	Kyle McCann vs Notre Dame (Mar 29, 2019)
Sac hits:	2	Nick Wilhite vs Georgia (Apr 23, 2019 at Atlanta, Ga.)
Sac flies:	2	Tristin English vs Georgia (Mar 26, 2019)
Stolen bases:	2	Austin Wilhite at Louisville (Mar 24, 2019)
	2	Austin Wilhite vs North Carolina (Apr 07, 2019)
Hit by pitch:	2	(4 games)
Caught stealing:	2	Nick Wilhite vs Virginia (Mar 16, 2019)
Runners LOB:	8	Colin Hall vs Georgia Southern (Mar 12, 2019)
	8	Baron Radcliff at Auburn (Apr 02, 2019)

INDIVIDUAL FIELDING

Putouts:	17	Kyle McCann vs West Virginia (Feb 16, 2019)
Assists:	7	Austin Wilhite at Auburn (Apr 02, 2019)
	7	Austin Wilhite at Duke (5/12/19)
Errors:	4	Oscar Serratos vs West Virginia (Feb 16, 2019)
Passed balls:	1	(7 games)

INDIVIDUAL PITCHING

Innings pitched:	9.0	Connor Thomas at Louisville (Mar 23, 2019)
Runs allowed:	7	Brant Hurter at Miami (FL) (Mar 10, 2019)
	7	Xzavion Curry at Boston College (Apr 12, 2019)
Earned runs:	6	(4 games)
Walks allowed:	5	Amos Willingham vs North Carolina (Apr 05, 2019)
Strikeouts:	13	Brant Hurter vs Northwestern (Mar 02, 2019)
Hits allowed:	12	Connor Thomas vs Clemson (Apr 27, 2019)
Doubles allowed:	5	Xzavion Curry at Boston College (Apr 12, 2019)
Triples allowed:	1	(4 games)
Homers allowed:	2	(11 games)
Wild pitches:	3	Micah Carpenter at Kennesaw State (Mar 05, 2019)
Hit batters:	2	Xzavion Curry at Miami (FL) (Mar 08, 2019)
	2	Micah Carpenter vs Western Carolina (May 04, 2019)
	2	Amos Willingham at Duke (5/10/19)

SERIES BY SERIES STATS

HITTING	W-L	Avg.	R	H	2B	3B	HR	RBI	BB	K	SB
ATL Challenge	2-1	.238	12	25	4	1	4	10	15	15	2
UCLA	1-2	.158	6	15	4	0	2	24	12	28	1
Georgia State	2-0	.307	17	23	2	0	2	16	14	15	6
Northwestern	2-1	.308	22	32	6	2	3	20	10	22	1
Kennesaw State	2-0	.333	19	25	2	0	3	17	11	12	4
Miami (Fla.)	1-2	.306	16	33	7	0	4	15	14	25	2
Ga. Southern	1-0	.378	7	14	4	0	0	6	6	4	1
Virginia	2-1	.363	21	37	5	0	2	20	18	21	1
Mercer	2-0	.397	21	29	5	2	1	20	15	18	4
Louisville	2-1	.206	11	20	2	1	2	10	13	33	4
Georgia	2-1	.244	21	21	3	1	5	20	19	23	0
Notre Dame	2-1	.308	25	32	4	1	3	23	17	26	5
Auburn	2-0	.333	20	23	5	0	0	19	19	18	5
North Carolina	2-1	.318	25	34	8	1	3	23	14	19	4
Boston College	2-1	.263	18	26	3	0	1	16	16	28	5
Virginia Tech	2-1	.229	13	22	2	1	9	11	23	25	4
Clemson	2-1	.307	28	31	4	1	7	24	20	20	2
Western Caro.	3-0	.435	50	55	6	2	11	52	25	15	0
Duke	2-1	.313	33	35	10	0	7	31	66	31	2

PITCHING	W-L	ERA	IP	H	R	ER	BB	K	Opp.	Avg.
ATL Challenge	2-1	3.41	29.0	25	14	11	9	39		.221
UCLA	1-2	4.03	29.0	34	17	13	10	26		.301
Georgia State	2-0	1.50	18.0	12	3	3	2	16		.188
Northwestern	2-1	2.67	27.0	22	8	8	7	30		.216
Kennesaw State	2-0	4.00	18.0	17	8	8	7	24		.250
Miami (Fla.)	1-2	6.08	26.2	30	19	18	7	29		.270
Ga. Southern	1-0	4.00	9.0	13	6	4	6	3		.361
Virginia	2-1	5.33	27.0	32	17	16	4	17		.299
Mercer	2-0	3.00	18.0	12	9	6	7	17		.185
Louisville	2-1	2.03	26.2	19	6	6	10	23		.198
Georgia	2-1	6.38	24.0	30	20	17	15	18		.309
Notre Dame	2-1	4.67	27.0	28	18	14	15	28		.259
Auburn	2-0	4.00	18.0	24	9	8	8	17		.316
North Carolina	2-1	8.00	27.0	33	26	24	18	29		.295
Boston College	2-1	2.42	26.0	25	10	7	6	28		.260
Virginia Tech	2-1	3.46	26.0	22	11	10	13	24		.227
Clemson	2-1	8.33	27.0	42	26	25	8	29		.359
Western. Caro.	3-0	2.33	27.0	20	8	7	5	23		.204
Duke	2-1	7.27	26.0	33	23	21	11	15		.306

MONTH-BY-MONTH

UNDER COACH DANNY HALL (1994-present)

Year	Jan./Feb.	Mar.	Apr.	May/June	Final
1994	6-2	15-2	13-6	16-7	50-17
1995	7-3	11-6	13-6	7-7	38-22
1996	4-6	15-3	11-8	10-7	40-24
1997	9-0	18-2	9-8	10-5	46-15
1998	8-4	13-5	11-8	9-5	41-22
1999	8-4	15-2	8-9	7-5	38-20
2000	8-3	13-5	16-3	13-5	50-16
2001	10-1	12-6	11-7	8-6	41-20
2002	8-1	14-3	14-5	16-7	52-16
2003	7-0	14-5	11-6	12-7	44-18
2004	6-3	10-8	9-6	19-4	44-21
2005	7-2	14-3	10-7	14-7	45-19
2006	10-0	12-4	11-8	17-6	50-18
2007	6-5	12-6	9-6	5-8	32-25
2008	5-1	17-4	9-8	10-8	41-21
2009	6-1	12-3	10-7-1	10-8	38-19-1
2010	7-1	15-2	13-5	12-7	47-15
2011	5-3	16-2	10-8	11-8	42-21
2012	7-2	11-8	8-9	12-7	38-26
2013	8-1	13-5	7-10	9-11	37-27
2014	5-4	10-9	11-6	11-8	37-27
2015	7-3	11-7	8-7	6-6	32-23
2016	7-0	12-5	10-9	9-11	38-25
2017	7-1	7-9	7-11	6-7	27-28
2018	6-2	10-9	8-10	7-6	31-27
2019	5-3	14-6	11-5	6-1	36-15
TOTALS	179-56	268-188-1	1056-547-1		
	337-129	272-174			

GAME-WINNING PLAYS

Game-winning plays are ones that give Tech the lead or break a tie en route to win

Game	Play	Inn.	Final
Illinois-Chicago	Kyle McCann home run	3	6-3
West Virginia	Nick Wilhite bases-loaded single#	11	5-4
UCLA	Kyle McCann solo home run#	11	4-3
Georgia State	Oscar Serratos single left side	1	7-3
Georgia State	Oscar Serratos single left side	3	10-0
Northwestern	Chase Murray RBI single	2	12-1
Northwestern	Austin Wilhite 2-RBI single	4	9-2
Kennesaw State	Nick Wilhite RBI single	2	10-7
Kennesaw State	Kyle McCann 2-run homer	1	9-1
Miami	Kyle McCann one-run homer	10	5-4
Georgia Southern	Michael Guldborg 2-RBI double	7	7-6
Virginia	Luke Waddell 2-RBI single	2	7-3
Virginia	Kyle McCann RBI double	1	6-5
Mercer	Austin Wilhite RBI double	2	14-8
Louisville	Kyle McCann RBI double	8	3-1
Louisville	Baron Radcliff 2-RBI homer	2	4-0
Georgia	Luke Waddell 2-RBI homer	6	11-2
Notre Dame	English RBI single	1	11-2
Notre Dame	Serratos 3-RBI double	8	8-7
Auburn	Guldborg 2-RBI double	4	9-3
North Carolina	Guldborg sac fly RBI#	9	11-10
North Carolina	Co. Hall FC RBI	7	10-5
Boston College	Radcliff home run	2	9-1
Boston College	Waddell hit-by-pitch RBI	3	7-0
Auburn	Webb double down LF line	5	11-6
Virginia Tech	Nick Wilhite singled to CF	5	4-3
Georgia	Tristin English groundout RBI	1	8-6
Clemson	A. Wilhite sac fly RBI	4	8-7
Clemson	N. Wilhite 2-RBI double	7	13-8
Western Carolina	Tristin English 2-RBI HR	1	25-4
Western Carolina	Michael Guldborg RBI double	1	16-3
Western Carolina	Kyle McCann 2-RBI HR	1	14-1
Duke	Baron Radcliff 2-RBI double	114	10
Duke	Luke Waddell 2-RBI single	2	15-3
Mercer	Michael Guldborg RBI triple	5	7-1

– walk-off win

GAME WINNING RBI LEADERS

	2019	CAREER
Kyle McCann	8	13
Tristin English	3	11
Austin Wilhite	4	9
Colin Hall	1	6
Chase Murray	1	5
Nick Wilhite	3	6
Michael Guldborg	6	7
Luke Waddell	6	6
Oscar Serratos	3	3
Baron Radcliff	3	4
Jackson Webb	1	1

2019 #FUTUREJACKETS

Jackson Finley, RHP	Pacific Palisades, Calif.
Jadyn Jackson, INF	Sugar Hill, Ga.
Andrew Compton, INF	Berkeley Heights, N.J.
Harrison Thiel, INF	Parrish, Fla.
Jacob Gooch, C	Cartersville, Ga.
Tres Gonzalez, OF	Sandy Springs, Ga.
Zachary Maxwell, RHP	Acworth, Ga.
Brody Westbrook, RHP	Cumming, Ga.
Dalton Smith, LHP	Valdosta, Fla.
Jake Holland, C	Clermont, Fla.
Evan Boyle, LHP	McDonough, Ga.
Jackson Arnold, RHP	Auburn, Ala.

2019 MLB #PROJACKETS

Charlie Blackmon, OF	Rockies
Buck Farmer, RHP	Tigers
Derek Dietrich, INF	Reds
Daniel Palka, OF	White Sox
Matt Wieters, C	Cardinals



Blackmon



Dietrich



Farmer



Palka



Wieters

YELLOW JACKETS BIG INNINGS** FOUR OR MORE RUNS*

DATE	OPPONENT	INN.	BATTERS	R	H	E	GT RESULT
2/15	UIC	3rd	7	4	4	0	W, 6-3
2/27	Georgia State	3rd	9	4	4	0	W, 10-0
3/1	Northwestern	4th	11	5	4	0	
		5th	10	5	5	0	W, 12-1
3/19	Mercer	5th	13	7	7	0	W, 14-8
3/26	No. 4 Georgia	5th	10	6	5	0	
		6th	8	4	2	1	W, 11-2
3/30	Notre Dame	2nd	10	5	5	1	W, 11-2
3/31	Notre Dame	1st	12	5	3	0	W, 8-7
4/2	Auburn	4th	9	4	2	0	
		8th	9	4	2	0	W, 9-3
4/13	Boston College	3rd	11	6	6	0	W, 9-1
4/14	Boston College	3rd	9	4	1	0	W, 7-0
4/23	No. 4 Georgia	2nd	9	5	3	0	W, 8-6
4/27	Clemson	7th	10	7	6	0	W, 13-8
4/28	Clemson	1st	8	5	4	1	L, 11-7
5/3	Western Carolina	1st	7	4	3	0	
		6th	14	11	5	1	
		7th	9	6	4	1	W, 25-4
5/4	Western Carolina	1st	9	4	5	0	
		6th	9	5	5	0	W, 16-3
5/5	Western Carolina	4th	11	7	6	0	
		6th	8	4	4	0	W, 14-1
5/11	Duke	2nd	10	5	4	1	
		4th	8	5	6	0	W, 15-3
5/14	Mercer	5th	10	6	5	0	W, 7-1

RECORD WITH A BIG INNING: 17-1**OPPONENT BIG INNINGS**** FOUR OR MORE RUNS*

DATE	OPPONENT	INN.	BATTERS	R	H	E	GT RESULT
2/16	Richmond	5th	7	4	3	0	L, 7-1
2/23	No. 3 UCLA	3rd	7	4	4	0	L, 8-2
3/2	Northwestern	8th	9	5	5	0	L, 5-1
4/5	No. 9 North Carolina	2nd	7	4	2	1	L, 11-4
4/6	No. 9 North Carolina	9th	9	4	3	0	W, 11-10
4/9	No. 2 Georgia	7th	10	4	3	0	L, 12-2
4/28	Clemson	8th	10	6	6	0	L, 11-7
5/10	Duke	8th	7	4	3	0	W, 14-10

RECORD WHEN ALLOWING A BIG INNING: 2-6

GAMES STARTED (POSITION PLAYERS)

Player	2019	CAREER	CURRENT STREAK
Tristin English	46	157	10
Austin Wilhite	49	154	33
Chase Murray	18	117	3
Kyle McCann	50	137	91
Colin Hall	47	98	64
Nick Wilhite	50	95	55
Oscar Serratos	33	64	-
Luke Waddell	46	77	42
Carter Hall	-	23	-
Baron Radcliff	36	54	35
Michael Guldborg	47	58	24
Jackson Webb	23	23	15
Xzavion Curry	-	1	-

STREAKS (POSITION PLAYERS)

PLAYER	HITTING		ON-BASE	
	CURRENT	LONGEST	CURRENT	LONGEST
Charlie Benson	-	1	-	2
Micah Carpenter	1	1	1	1
Xzavion Curry	-	2	-	2
Tristin English	1	11*	1	16*
Michael Guldborg	3	7*	11	13*
Carter Hall	-	4	-	11
Colin Hall	2	10*	6	22*
Kyle McCann	4	11*	21	21*
Chase Murray	1	10	1	17
Cole Neuber	-	1	-	2
Baron Radcliff	6	6*	14	14*
Paxton Rigby	-	1	-	2
Oscar Serratos	1	8	1	9
Jamie Taylor	-	2	-	2
Cameron Turley	-	1	-	2
Luke Waddell	-	9*	25	25*
Jackson Webb	5	7*	6	11*
Austin Wilhite	4	11*	14	14*
Nick Wilhite	5	6*	6	6*
Billy Zinnershine	-	-	-	1

* Longest is career long

PINCH HITTING BREAKDOWN

PLAYER	AVG.	AB-H-RBI	2B-3B-HR	BB-HBP-SO
Charlie Benson	1.000	2-2-1	0-0-0	0-1-0
Paxton Rigby	.333	5-1-0	0-0-0	0-0-0
Michael Guldborg	.000	0-0-0	0-0-0	1-0-0
Cole Neuber	.000	4-0-0	0-0-0	3-0-0
Baron Radcliff	.000	2-0-0	0-0-0	3-0-2
Ryan Miller	.000	2-0-0	0-0-0	0-0-1
Jamie Taylor	.500	2-1-0	0-0-0	0-0-0
Billy Zinnershine	.000	0-0-0	0-0-0	1-0-0

CAREER HOME RUNS

* – Leadoff ITP – Inside-the-Park GS – Grand Slam

TRISTIN ENGLISH	Opponent	On Base	Inning	Outs	Count	Score	Final
1. April 17, 2016	NC State	0 . . .	5	2	2-1	4-5	W, 14-7
2. April 23, 2016	at Clemson	. . . 2 .	1	1	0-0	1-0	W, 16-1
3. April 23, 2016	at Clemson	0 . . .	5	1	1-1	11-1	W, 16-1
4. May 24, 2016	vs. Boston College	. 1 . .	9	1	1-1	4-0	W, 6-0
5. June 4, 2016	vs. Bethune-Cookman	. . . 2 .	9	0	1-1	8-3	W, 12-3
6. Feb. 17, 2018	Bradley	. 1 . .	3	0	0-0	3-3	L, 7-10
7. Feb. 24, 2018	Dartmouth (2)	0 . . .	5	1	0-1	4-5	W, 11-5
8. Mar. 7, 2018	at Georgia State	. 1 . .	1	2	2-2	0-0	W, 12-6
9. Mar. 16, 2018	Virginia Tech 3 GS	7	2	1-2	11-7	W, 16-9
10. Mar. 30, 2018	Miami	. 1 . .	1	2	0-1	0-0	W, 6-1
11. May 18, 2018	Duke	. . . 2 .	6	1	1-0	17-5	W, 20-7
12. Feb. 27, 2019	Georgia State	. 1 . .	4	0	2-0	4-0	W, 10-0
13. Mar. 14, 2019	Miami	. 1 . .	3	0	1-1	1-0	W, 5-4
14. Mar. 14, 2019	Miami	0 . . .	5	0	2-2	3-3	W, 5-4
15. Mar. 16, 2019	Miami	. 1 . .	1	1	0-0	0-0	L, 6-5
16. Mar. 29, 2019	Notre Dame	0 . . .	1	2	2-1	1-3	L, 9-6
17. Mar. 29, 2019	Notre Dame	0 . . .	5	1	1-1	5-7	L, 9-6
18. Apr. 6, 2019	No. 9 North Carolina *	0 . . .	8	0	2-2	9-6	W, 11-10
19. Apr. 7, 2019	No. 9 North Carolina	. . . 2 .	3	2	1-1	0-3	W, 10-5
20. Apr. 9, 2019	No. 2 Georgia *	0 . . .	4	0	0-0	0-5	L, 12-2
21. Apr. 27, 2019	Clemson	. . . 2 .	7	2	0-1	10-8	W, 13-8
22. Apr. 28, 2019	Clemson	. . . 2 .	1	1	1-0	0-1	L, 7-11
23. Apr. 28, 2019	Clemson	0 . . .	3	0	1-1	6-3	L, 7-11
24. May 3, 2019	Western Carolina	. 1 . .	1	1	0-0	1-1	W, 25-4
25. May 5, 2019	Western Carolina	. 1 . .	6	1	1-0	10-1	W, 14-1
26. May 10, 2019	Duke	. 1 . .	8	1	0-1	10-5	W, 14-10

MICHAEL GULDBERG	Opponent	On Base	Inning	Outs	Count	Score	Final
1. Feb. 23, 2018	Dartmouth	. . . 2 .	8	1	3-1	7-0	W, 10-0
2. Mar. 20, 2018	Auburn	. . . 2 .	4	1	0-0	3-0	W, 6-4

CARTER HALL	Opponent	On Base	Inning	Outs	Count	Score	Final
1. April 23, 2016	at Clemson	. 1 . .	8	1	2-1	14-1	W, 16-1
2. Mar. 21, 2017	Auburn	. 1 . .	7	1	0-1	2-7	L, 4-7
3. Mar. 2, 2018	UIC	. . . 2 .	4	1	2-2	2-0	W, 5-0
4. Mar. 7, 2018	at Georgia State	. 1 . .	5	0	0-0	7-2	W, 12-6

COLIN HALL	Opponent	On Base	Inning	Outs	Count	Score	Final
1. April 28, 2018	Wake Forest *	0 . . .	3	0	0-1	1-0	W, 5-1
2. May 18, 2018	Duke	. . . 2 .	3	2	1-0	2-3	W, 20-7
3. Mar. 30, 2019	Notre Dame	. 1 . .	2	2	0-0	6-0	W, 11-2
4. May 5, 2019	Western Carolina	. 1 . .	6	1	3-2	12-1	W, 14-1
5. May 11, 2019	Duke	. . . 2 .	4	2	1-0	7-2	W, 15-3

KYLE MCCANN	Opponent	On Base	Inning	Outs	Count	Score	Final
1. Feb. 24, 2017	Youngstown State *	0 . . .	8	0	3-1	14-6	W, 15-6
2. Feb. 25, 2017	Youngstown State	. 1 . .	6	1	1-2	10-6	W, 14-6
3. Mar. 19, 2017	North Carolina	. 1 . .	3	1	0-0	1-0	L, 4-7
4. April 4, 2017	at Auburn	. 1 . .	5	0	1-2	7-8	W, 11-8
5. April 21, 2017	at Virginia Tech (1) *	0 . . .	7	0	2-2	2-1	W, 13-3
6. April 21, 2017	at Virginia Tech (2)	0 . . .	2	1	1-1	2-0	L, 4-8
7. April 25, 2017	Georgia *	0 . . .	5	0	1-0	1-4	L, 5-7
8. May 14, 2017	at Duke *	0 . . .	7	0	0-1	1-1	W, 5-3
9. May 19, 2017	Virginia *	0 . . .	2	0	3-1	0-9	L, 3-16
10. Feb. 24, 2018	Dartmouth (2)	0 . . .	3	2	2-2	2-4	W, 11-5
11. Feb. 24, 2018	Dartmouth (2)	0 . . .	5	1	1-0	5-5	W, 11-5
12. Feb. 24, 2018	Dartmouth (2)	. 1 . .	6	2	3-1	8-5	W, 11-5
13. Feb. 27, 2018	Arkansas-Pine Bluff	. 1 . .	7	0	3-1	4-0	W, 8-0
14. Mar. 10, 2018	at Clemson (2)	. 1 . .	4	2	2-2	0-9	L, 2-13
15. Mar. 18, 2018	Virginia Tech	. 1 . .	2	0	0-0	5-1	W, 10-6
16. Mar. 24, 2018	at NC State	0 . . .	9	2	0-2	5-9	L, 6-9
17. April 10, 2018	at Mercer 3 GS	5	0	0-0	0-4	W, 16-8
18. April 10, 2018	at Mercer	0 . . .	7	1	2-2	9-5	W, 16-8
19. April 13, 2018	at Pittsburgh 3 GS	9	1	3-1	3-3	W, 7-3
20. April 18, 2018	Kennesaw State 3 GS	2	2	1-2	2-3	W, 17-7
21. April 18, 2018	Kennesaw State	. . . 2 .	5	2	0-1	10-4	W, 17-7
22. April 21, 2018	at North Carolina *	0 . . .	7	0	2-1	5-2	L, 8-9
23. April 28, 2018	Wake Forest	. 1 . .	7	1	2-1	3-1	W, 5-1
24. May 18, 2018	Duke *	0 . . .	5	0	1-2	5-4	W, 20-7

CAREER HOME RUNS

* – Leadoff ITP – Inside-the-Park GS – Grand Slam

25. Feb. 15, 2019	Illinois-Chicago	0	.	.	.	3	1	2-2	0-0	W, 6-3
26. Feb. 16, 2019	West Virginia	.	1	.	.	1	2	2-0	0-0	W, 5-4 (11)
27. Feb. 22, 2019	No. 3 UCLA	*	0	.	.	11	0	1-1	3-3	W, 4-3 (11)
28. March 1, 2019	Northwestern	0	.	.	.	3	1	2-2	1-0	W, 12-1
29. March 1, 2019	Northwestern	.	.	.	3 GS	4	2	1-1	2-0	W, 12-1
30. March 2, 2019	Northwestern (1)	0	.	.	.	5	1	1-0	3-2	W, 9-2
31. March 5, 2019	Kennesaw State	.	1	.	.	3	1	3-0	1-0	W, 10-7
32. March 6, 2019	Kennesaw State	.	1	.	.	1	2	3-2	0-0	W, 9-1
33. March 6, 2019	Kennesaw State	.	1	.	.	7	1	2-2	6-0	W, 9-1
34. March 8, 2019	Miami	0	.	.	.	10	0	0-2	4-4	W, 5-4
35. March 15, 2019	Virginia	*	0	.	.	2	0	3-2	0-2	L, 9-8
36. March 16, 2019	Virginia	*	0	.	.	6	0	1-1	4-1	W, 7-3
37. April 7, 2019	No. 9 North Carolina	.	.	2	.	8	2	3-2	7-4	W, 10-5
38. April 9, 2019	No. 2 Georgia	*	0	.	.	6	0	2-1	1-7	L, 12-2
39. April 23, 2019	No. 4 Georgia	.	.	2	.	2	1	2-2	3-2	W, 8-6
40. April 26, 2019	Clemson	*	0	.	.	7	0	3-2	5-4	W, 8-7
41. April 28, 2019	Clemson	*	0	.	.	3	0	2-2	5-3	L, 7-11
42. May 3, 2019	Western Carolina	.	1	.	.	6	2	1-1	15-4	W, 25-4
43. May 5, 2019	Western Carolina	.	1	.	.	1	1	1-1	0-0	W, 14-1
44. May 11, 2019	Duke	.	1	.	.	5	2	2-1	10-3	W, 15-3
45. May 11, 2019	Duke	.	.	2	.	7	1	1-1	12-3	W, 15-3

CHASE MURRAY	Opponent	On Base	Inning	Outs	Count	Score	Final
1. Feb. 24, 2017	Youngstown State	.	2	.	2	1-1	8-0 W, 15-6
2. Mar. 12, 2017	at Miami	.	1	.	8	0	0-0 L, 7-17
3. Feb. 24, 2018	Dartmouth (1)	0	.	.	1	1	0-0 W, 12-9
4. Feb. 24, 2018	Dartmouth (1)	.	2	.	2	0	0-0 W, 12-9
5. April 13, 2018	at Pittsburgh	*	0	.	8	0	0-0 W, 7-3
6. April 21, 2018	at North Carolina	.	1	.	4	0	2-0 L, 8-9
7. April 28, 2018	Wake Forest	*	0	.	2	0	0-0 W, 5-1
8. May 5, 2018	Radford	0	.	.	8	1	0-2 W, 11-8
9. Feb. 15, 2019	Illinois-Chicago	.	1	.	3	1	0-1 W, 6-3
10. May 3, 2019	Western Carolina	*	0	.	7	0	0-0 W, 25-4

COLE NEUBER	Opponent	On Base	Inning	Outs	Count	Score	Final
1. May 4, 2019	Western Carolina	*	0	.	8	0	1-0 W, 16-3

BARON RADCLIFF	Opponent	On Base	Inning	Outs	Count	Score	Final
1. Mar. 4, 2018	UIC	0	.	.	9	2	2-2 L, 5-12
2. Mar. 31, 2018	Miami	.	2	.	8	2	0-2 W, 13-4
3. April 18, 2018	Kennesaw State	.	1	.	8	0	0-1 W, 17-7
4. May 5, 2018	Radford	.	2	.	10	2	1-1 W, 11-8
5. Mar. 22, 2019	No. 4 Louisville	0	.	.	9	2	2-2 W, 31
6. Mar. 23, 2019	No. 4 Louisville	.	1	.	2	1	0-0 W, 4-0
7. Mar. 26, 2019	No. 4 Georgia	.	1	.	5	2	2-2 W, 11-2
8. April 13, 2019	Boston College	*	0	.	2	0	0-0 W, 9-1
9. April 27, 2019	Clemson	*	0	.	2	0	0-0 W, 13-8
10. April 28, 2019	Clemson	0	.	.	1	1	1-0 L, 7-11
11. May 3, 2019	Western Carolina	0	.	.	6	0	0-1 W, 25-4
12. May 5, 2019	Western Carolina	.	2	.	4	2	0-1 W, 14-1
13. May 10, 2019	Duke	.	1	.	4	2	0-1 W, 14-1
14. May 10, 2019	Duke	.	1	.	6	1	3-2 W, 14-1

LUKE WADDELL	Opponent	On Base	Inning	Outs	Count	Score	Final
1. Mar. 16, 2018	Virginia Tech	0	.	.	4	1	1-0 W, 16-9
2. Feb. 22, 2019	No. 3 UCLA	0	.	.	5	2	2-2 W, 4-3 (11)
2. Mar. 26, 2019	No. 4 Georgia	.	1	.	5	1	3-1 W, 11-2

AUSTIN WILHITE	Opponent	On Base	Inning	Outs	Count	Score	Final
1. Mar. 21, 2017	Auburn	0	.	.	5	1	1-0 L, 4-7
2. Feb. 24, 2018	Dartmouth (1)	0	.	.	2	0	1-1 W, 12-9
3. April 8, 2018	Florida State	0	.	.	ITP	6	1-0 W, 16-3
4. April 10, 2018	at Mercer	*	0	.	8	0	0-1 W, 16-8
5. April 14, 2018	at Pittsburgh	0	.	.	4	2	1-0 L, 3-4
6. April 15, 2018	at Pittsburgh	.	1	.	4	2	2-1 L, 5-6
7. May 11, 2018	at Virginia	0	.	.	5	1	1-2 L, 6-8
8. Mar. 19, 2019	at Mercer	.	2	.	5	0	3-2 W, 14-8

NICK WILHITE	Opponent	On Base	Inning	Outs	Count	Score	Final
1. May 3, 2019	Western Carolina	*	0	.	6	0	0-1 W, 25-4
2. May 12, 2019	Duke	0	.	.	4	1	2-0 L, 4-10

JACKSON WEBB	Opponent	On Base	Inning	Outs	Count	Score	Final
1. May 3, 2015	Western Carolina	.	2	.	6	1	2-1 W, 25-4

MULTIPLE HIT GAMES

	2019 SEASON					CAREER				
	2	3	4	5+	Total	2	3	4	5+	Total
English	13	3	1	-	17	44	10	4	-	58
A. Wilhite	11	1	-	-	12	33	11	2	-	46
Murray	5	-	-	-	5	30	7	2	-	39
Colin Hall	11	4	2	-	17	24	6	2	-	31
McCann	9	3	-	-	12	17	10	1	-	28
Serratos	10	-	-	-	10	15	2	1	-	18
Waddell	8	4	1	-	13	17	4	1	-	21
Guldborg	15	3	2	-	20	16	3	2	-	21
N. Wilhite	13	2	-	-	15	15	3	-	-	18
Carter Hall	-	-	-	-	-	5	-	-	-	5
Radcliff	5	1	-	-	6	6	2	-	-	8
Webb	3	2	1	-	6	3	2	1	-	6
Curry	-	-	-	-	-	1	-	-	-	1

MULTIPLE RBI GAMES

	2019 SEASON					CAREER				
	2	3	4	5+	Total	2	3	4	5+	Total
English	5	6	3	1	15	21	12	7	3	42
McCann	8	5	1	1	15	16	8	3	3	30
A. Wilhite	3	1	1	-	5	13	4	2	1	20
Murray	1	-	-	-	1	11	5	1	-	17
Colin Hall	7	1	-	1	9	11	2	-	1	14
Serratos	4	-	-	-	4	8	-	-	-	8
Guldborg	3	2	-	-	5	3	4	-	-	7
Radcliff	4	2	-	-	6	4	5	-	-	9
Waddell	4	2	-	-	6	6	1	-	-	7
N. Wilhite	4	-	-	-	4	6	-	-	-	6
Carter Hall	-	-	-	-	-	2	2	-	-	4
Webb	-	2	-	-	2	-	2	-	-	2
Taylor	-	1	-	-	1	-	1	-	-	1
Curry	-	-	-	-	-	1	-	-	-	1

CAREER WALK-OFF HITS

Player (Date)	Play	Inn. Final
Murray vs. Pittsburgh (5/6/17)	Sacrifice fly	B9 8-7
A. Wilhite vs. Radford (5/4/18)	Ground-rule double	B9 6-5
Radcliff vs. Radford (5/5/18)	Three-run home run	B10 11-8
N. Wilhite vs. WVU (2/16/19)	Bases-loaded single	B11 5-4
K. McCann vs #3 UCLA (2/22/19)	Solo home run	B11 4-3
M. Guldborg vs. #9 UNC (4/6/19)	Sacrifice fly	B9 11-10

STARTERS

STARTING PITCHER RECORDS

PITCHER	2019 STARTS	2019	CAREER
Jake Brace	1	0-0	0-0
Micah Carpenter	-	-	0-0
Hugh Chapman	-	-	0-1
Xzavion Curry	10	3-2	16-10
Tristin English	-	-	2-4
Keyton Gibson	1	0-0	5-6
Jonathan Hughes	-	-	4-3
Brant Hurter	9	2-2	7-5
Jake Lee	-	-	4-5
Cort Roedig	6	2-1	2-1
Will Shirah	-	-	0-1
Connor Thomas	13	8-1	15-5
Amos Willingham	10	6-2	6-2

* CAREER RECORD IS RECORD AS A STARTER (NOT OVERALL)

STARTING PITCHER STATS

PITCHER	STARTS	IP	W-L	ERA
Keyton Gibson	1	3.0	0-0	0.00
Brant Hurter	9	47.1	2-2	2.47
Connor Thomas	13	89.1	8-1	3.43
Cort Roedig	7	26.2	2-1	4.39
Amos Willingham	10	45.2	6-2	4.14
Xzavion Curry	10	54.1	3-2	4.31
Jake Brace	1	1.1	0-0	20.25

* STATS AS A STARTER IN 2019 (NOT OVERALL)

STARTING PITCHERS GAME-BY-GAME

PITCHER	DATE	OPPONENT	DEC.	IP	H	R	ER	BB	SO	NP	SCORE	FINAL
											W/LEFT	SCORE
Xzavion Curry	2/15	UIC	W	5.0	5	1	1	0	9	88	5-2	6-3
Cort Roedig	2/16	Richmond	L	1.1	1	2	2	3	1	41	0-0	1-7
Connor Thomas	2/16	West Virginia	ND	7.0	5	3	0	2	10	91	4-3	5-4
Xzavion Curry	2/22	No. 3 UCLA	ND	5.0	5	2	1	3	4	91	3-2	4-3
Connor Thomas	2/23	No. 3 UCLA	L	5.0	9	6	6	1	5	80	2-6	2-8
Brant Hurter	2/24	No. 3 UCLA	L	5.0	6	2	1	0	7	78	0-1	0-6
Cort Roedig	2/27	Georgia State	ND	4.0	3	1	1	1	1	53	2-1	7-3
Amos Willingham	2/28	Georgia State	W	6.0	3	0	0	0	5	76	8-0	10-0
Xzavion Curry	3/1	Northwestern	W	5.0	2	0	0	2	7	93	12-0	12-1
Connor Thomas	3/2 (1)	Northwestern	W	7.0	6	2	2	2	6	95	6-2	9-2
Brant Hurter	3/2 (2)	Northwestern	ND	7.0	4	0	0	0	13	90	1-0	1-5
Amos Willingham	3/5	Kennesaw State	W	5.0	5	1	1	1	3	81	5-1	10-7
Cort Roedig	3/6	Kennesaw State	W	5.1	3	0	0	1	7	68	5-0	9-1
Xzavion Curry	3/8	Miami	ND	6.1	7	4	4	0	9	106	4-4	5-4
Connor Thomas	3/9	Miami	ND	6.0	7	3	3	1	5	91	3-3	5-6
Brant Hurter	3/10	Miami	L	5.2	6	7	6	2	8	93	2-7	6-9
Amos Willingham	3/12	Georgia Southern	ND	5.0	7	2	2	0	0	57	3-2	7-6
Xzavion Curry	3/15	Virginia	ND	6.0	8	5	5	2	3	109	5-4	8-9
Connor Thomas	3/16	Virginia	W	7.1	7	2	2	0	6	103	7-1	7-3
Brant Hurter	3/17	Virginia	W	7.0	7	2	2	0	7	93	6-1	6-5
Amos Willingham	3/19	Mercer	W	6.0	6	4	1	0	4	69	14-4	14-8
Xzavion Curry	3/22	No. 4 Louisville	W	8.0	1	1	1	2	9	113	3-1	3-1
Connor Thomas	3/23	No. 4 Louisville	W	9.0	5	0	0	2	5	96		4-0
Brant Hurter	3/24	No. 4 Louisville	ND	6.0	8	3	3	2	4	96	3-2	4-5
Amos Willingham	3/26	No. 4 Georgia	W	6.1	6	2	2	2	8	107	11-2	11-2
Xzavion Curry	3/29	Notre Dame	ND	4.0	5	4	4	2	5	77	5-4	6-9
Connor Thomas	3/30	Notre Dame	W	7.0	5	0	0	0	10	93	11-0	11-2
Brant Hurter	3/31	Notre Dame	ND	6.0	3	3	1	3	3	102	5-3	8-7
Jake Brace	4/2	No. 15 Auburn	ND	1.1	5	3	3	1	0	37	0-3	9-3
Amos Willingham	4/5	No. 9 UNC	L	4.0	6	6	4	5	1	89	1-6	4-11
Connor Thomas	4/6	No. 9 UNC	ND	6.2	8	4	4	2	9	102	9-2	11-10
Cort Roedig	4/7	No. 9 UNC	ND	4.1	2	4	4	1	3	67	3-4	10-5
Amos Willingham	4/9	No. 2 Georgia	L	2.0	3	3	2	0	0	33	0-3	2-12
Xzavion Curry	4/12	Boston College	L	5.0	11	7	4	0	4	82	0-7	2-9
Connor Thomas	4/13	Boston College	W	7.0	5	1	1	1	4	93	9-1	9-1
Brant Hurter	4/14	Boston College	W	7.0	2	0	0	3	9	98	7-0	7-0
Amos Willingham	4/16	No. 23 Auburn	ND	1.1	3	3	3	3	0	40	0-3	11-6
Xzavion Curry	4/18	Virginia Tech	L	6.0	7	3	3	3	4	93	2-3	2-3
Connor Thomas	4/20	Virginia Tech-1	W	8.0	10	5	4	1	9	97	7-5	7-5
Brant Hurter	4/20	Virginia Tech-2	ND	2.2	0	0	0	3	3	57	0-0	4-3
Cort Roedig	4/23	No. 4 Georgia	ND	3.0	3	4	3	1	2	56	7-2	8-6
Xzavion Curry	4/26	Clemson	ND	4.0	6	2	2	0	5	72	3-2	8-7
Connor Thomas	4/27	Clemson	ND	5.1	12	6	6	2	8	94	5-6	13-8
Brant Hurter	4/28	Clemson	ND	1.0	1	1	0	0	1	17	5-1	7-11
Amos Willingham	5/3	Western Carolina	W	5.0	5	4	4	1	2	78	6-4	25-4
Connor Thomas	5/4	Western Carolina	W	7.0	7	3	3	1	5	81	15-3	16-3
Cort Roedig	5/5	Western Carolina	W	5.0	3	1	0	1	6	85	10-1	14-1
Amos Willingham	5/10	Duke	W	5.0	3	3	2	1	3	67	7-3	14-10
Connor Thomas	5/11	Duke	W	7.0	11	3	3	1	2	91	15-3	15-3
Cort Roedig	5/12	Duke	ND	3.2	2	4	4	4	4	75	3-3	4-10
Keyton Gibson	5/14	Mercer	ND	3.0	2	0	0	2	4	49	0-0	7-1

BULLPEN GAME-BY-GAME

OPPONENT	DATE	W-L-S	PITCHERS	INN.	IP	H	R-ER	BB-SO
UIC	2/15	S	Hurter, Hughes, English (S)	6th	4.0	1	1-1	1-5
Richmond	2/16		Willingham, Carpenter, Shirah	2nd	7.2	12	6-6	3-6
West Virginia	2/16	W	English, Gibson, Bartnicki (W)	8th	4.0	1	1-1	0-8
UCLA	2/22	W	Bartnicki, Hughes, English (W)	6th	6.0	4	1-1	2-4
UCLA	2/23		Chapman, Carpenter, Shirah, Lee, Willingham	6th	3.0	4	2-2	1-2
UCLA	2/24		Gibson, Bartnicki, Hughes, Lee, Shirah, Chapman	6th	3.0	6	4-2	3-4
Georgia State	2/26	W	Gibson (W), English	5th	4.0	3	2-2	1-5
Georgia State	2/27		Bartnicki, Mannelly	7th	3.0	3	0-0	0-5
Northwestern	3/1		Brace, Barlow, Winborne	6th	4.0	3	1-1	2-0
Northwestern	3/2 (1)		Hughes	8th	2.0	1	0-0	0-2
Northwestern	3/2 (2)	L	Gibson, English, Bartnicki, Chapman, Mannelly	8th	2.0	6	5-5	1-1
Kennesaw State	3/5	W	Bartnicki, Carpenter	6th	4.0	7	6-6	3-10
Kennesaw State	3/6	W	Mannelly, Chapman, Hughes	6th	3.2	2	1-1	2-4
Miami	3/8	W	Hughes	7th	3.2	3	0-0	1-0
Miami	3/9	L	Gibson	7th	2.2	3	3-3	1-3
Miami	3/10		Willingham, Carpenter, Bartnicki, Lee	6th	2.1	4	2-2	2-4
Georgia Southern	3/12	W, S	Roedig, Gibson, Hughes, Bartnicki	6th	4.0	6	4-2	3-1
Virginia	3/15	L	Bartnicki, Hughes, Gibson	7th	3.0	5	4-4	0-0
Virginia	3/16		Chapman	8th	1.2	1	1-0	0-0
Virginia	3/17	S	Gibson, Lee, Bartnicki, English	8th	2.0	4	3-3	2-1
Mercer	3/19		Shirah, Roedig, Lee, Carpenter	7th	3.0	2	4-4	5-3
Louisville	3/22	S	English	9th	1.0	1	0-0	0-1
Louisville	3/23		N/A					
Louisville	3/24	L	Lee, Bartnicki, Hughes	7th	2.2	4	2-2	4-4
Georgia	3/26		Lee	7th	0.2	0	0-0	0-0
Notre Dame	3/29	L	Lee, Gibson, Bartnicki, Hughes, Carpenter, Brace	5th	5.0	8	5-4	5-7
Notre Dame	3/30		Shirah, Roedig	8th	2.0	4	1-1	2-0
Notre Dame	3/31	W	Chapman, English	7th	3.0	5	4-3	3-3
Auburn	4/2	W	Bartnicki, Hughes (W), Gibson	2nd	7.2	6	0-0	2-9
North Carolina	4/5		Shirah, Carpenter, Barlow, Winborne	5th	5.0	7	5-5	3-3
North Carolina	4/6	W	Chapman, Bartnicki, Gibson, Hughes (W)	7th	2.1	6	6-6	4-2
North Carolina	4/7	W	Bartnicki, Curry (W), English	4th	4.2	4	1-1	3-9
Georgia	4/9		Bartnicki, Hughes, Gibson, Shirah, Lee, Barlow, Carpenter	3rd	6.0	11	9-8	6-4
Boston College	4/12		Lee, Brace, Winborne	6th	3.0	3	2-2	1-6
Boston College	4/13		Carpenter	8th	2.0	1	0-0	1-4
Boston College	4/14		Bartnicki	8th	2.0	3	0-0	0-1
Auburn	3/16	W	Lee, Roedig, Hughes (W), Chapman, Carpenter	2nd	7.2	10	3-2	2-8
Virginia Tech	4/18		Bartnicki	7th	2.0	2	0-0	3-4
Virginia Tech-1	4/20	S	English (S)	9th	1.0	0	0-0	0-0
Virginia Tech-2	4/20	W, S	Hughes (W), Bartnicki, Lee, Carpenter (S)	3rd	6.1	3	3-3	6-7
Georgia	4/23	W, S	Lee, Carpenter, Bartnicki, Chapman (W), English (S)	4th	6.0	5	2-2	5-4
Clemson	4/24	W	Hughes (W), Bartnicki, Chapman, English	5th	5.0	7	5-5	4-6
Clemson	4/25	W	Chapman (W), Willingham	6th	3.2	2	2-2	0-1
Clemson	4/26	L	Roedig, Hughes, Willingham, Carpenter, Gibson, Winborne	2nd	8.0	14	10-10	2-8
Western Carolina	5/3		Bartnicki, Brace, Barlow, Winborne	6th	4.0	2	0-0	1-1
Western Carolina	5/4		Carpenter	8th	2.0	1	0-0	0-4
Western Carolina	5/5		Hughes, Chapman	6th	4.0	2	0-0	1-5
Duke	5/10		Hughes, Carpenter, English	6th	4.0	8	7-7	4-5
Duke	5/11		Winborne	8th	2.0	2	0-0	0-1
Duke	5/12	L	Bartnicki (L), Lee, Gibson, Barlow	4th	4.1	7	6-5	1-0
Mercer	5/14	W	Carpenter (W), Bartnicki, Hughes, Winborne	4th	6.0	2	1-1	0-6

OUT OF THE BULLPEN *

PITCHER	W-L-S	APP	ERA	IP	H	R	ER	BB	K	B/AVG.
Xzavion Curry	1-0-0	1	0.00	3.0	1	0	0	2	7	.100
Joseph Mannelly	0-0-0	3	0.00	2.2	2	0	0	0	2	.250
Brant Hurter	0-0-0	1	0.00	1.0	0	0	0	1	3	.000
Robert Winborne	0-0-0	7	2.35	7.2	8	2	2	3	5	.286
Jake Brace	0-0-0	4	3.60	5.0	5	2	2	2	4	.294
Hugh Chapman	0-0-0	13	4.15	13.0	12	7	6	2	10	.235
Walker Barlow	0-0-0	5	4.50	4.0	3	2	2	1	0	.200
Tristin English	2-0-5	13	4.66	19.1	18	11	10	6	15	.250
Jonathan Hughes	7-2-0	20	4.75	41.2	52	26	22	19	35	.313
Micah Carpenter	0-1-1	16	5.14	21.0	25	12	12	9	32	.287
Cort Roedig	0-0-0	5	5.40	10.0	11	8	6	6	9	.262
Luke Bartnicki	0-0-1	24	6.84	25.0	36	21	19	17	25	.353
Jake Lee	0-1-0	14	7.04	7.2	7	6	6	10	13	.233
Keyton Gibson	1-2-0	14	8.80	15.1	11	15	15	11	18	.208
Will Shirah	0-0-0	7	9.53	5.2	8	6	6	6	2	.333
Amos Willingham	0-0-0	5	10.80	6.2	12	8	8	2	4	.400

* DOES NOT INCLUDE STARTS

BULLPEN**SAVE OPPORTUNITIES**

PITCHER	2019	CAREER
Micah Carpenter	1/2	1/3
Tristin English	5/6	5/6
Jonathan Hughes	0/4	1/6
Jake Lee	-	2/2
Connor Thomas	-	1/2
Luke Bartnicki	1/1	1/1

INHERITED RUNNERS

PITCHER	2019	CAREER
Luke Bartnicki	19/3	19/3
Jake Brace	-	3/1
Micah Carpenter	8/3	44/22
Hugh Chapman	8/0	12/2
Xzavion Curry	1/0	1/0
Tristin English	4/4	11/6
Keyton Gibson	6/4	23/14
Jonathan Hughes	12/3	13/4
Brant Hurter	1/0	3/0
Jake Lee	14/5	50/24
Joseph Mannelly	3/0	8/1
Oscar Serratos	-	5/0
Will Shirah	5/1	5/1
Connor Thomas	-	3/2
Cameron Turley	-	0/0
Nick Wilhite	-	1/0
Amos Willingham	5/3	5/3
Robert Winborne	-	50/25



GAME-BY-GAME RESULTS

PITCHER OF RECORD								
DATE	OPPONENT	W-L	SCORE	ATT.	GT PITCHER	OPP. PITCHER	RECORD	NOTES
2/15	UIC	W	6-3	1,017	Xzavion Curry	Jacob Key	1-0	Curry throws 5.0 scoreless, 9 K's; Three homers in third inning; English save
2/16	Richmond	L	7-1	1,240	Cort Roedig	Jacob Lamb	1-1	Held to just five hits to UR's 13; Finished 1-11 with runners on; went 0-8 with RISP
2/16	West Virginia	W	5-4 (11)	1,163	Luke Bartnicki	Beau Lowery	2-1	Thomas fans 10 in 7.0 for no decision; Bartnicki first app.; N. Wilhite walks off in 11th
2/22	No. 3 UCLA	W	4-3 (11)	1,134	Tristin English	Kyle Mora	3-1	Curry allows one earned in 5.0; English throws shutout final 3.0; McCann walk-off HR
2/23	No. 3 UCLA	L	8-2	1,251	Connor Thomas	Jack Ralston	3-2	Tech held to just four hits; Webb starts at 2B for injured Waddell; pen allows 1 R in 4.0
2/24	No. 3 UCLA	L	6-0	1,501	Brant Hurter	Jesse Bergin	3-3	Tech is shut out, held to four hits; Hurter deals 7 Ks, 1 ER in 5.0; McCann doubles
2/26	Georgia State	W	7-3	731	Keyton Gibson	Joseph Brandon	4-3	Gibson throws hitless 3.0 with 4 K's; Guldberg has three hits, McCann has two hits
2/27	Georgia State	W	10-0	243	Amos Willingham	Brendon Case	5-3	Tech issues 10 K's, no walks; Willingham throws 6.0 shutout; N. Wilhite has three hits
3/1	Northwestern	W	12-1	880	Xzavion Curry	Hank Christie	6-3	Curry throws 5.0 shutout innings, McCann launches two HR, one grand slam
3/2	Northwestern [1]	W	9-2	1,129	Connor Thomas	Quinn Lavelle	7-3	Thomas throws gem, Hughes closes final 2.0; McCann solo HR
3/2	Northwestern [2]	L	1-5	1,131	Keyton Gibson	Ryan Bader	7-4	Hurter fans 13 in 7.0 innings, no walks; GT gives up five runs in the eighth for loss
3/5	Kennesaw State	W	10-7	302	Amos Willingham	L. McLinskey	8-4	Tech combines for 14 hits, builds 10-1 lead then subs in nine new players
3/6	Kennesaw State	W	9-1	635	Cort Roedig	Jared Rine	9-4	Roedig tosses career start, fanning high seven; McCann blasts two home runs
3/8	Miami *	W	5-4 (10)	2,729	Jonathan Hughes	D. Federman	10-4	English homers twice; Hughes tosses 3.2 scoreless in relief, McCann homers in 10th
3/9	Miami *	L	6-5	2,801	Keyton Gibson	T. Keysor	10-5	Tech battles back from 0-3 deficit, takes 5-4 lead in eighth; Miami walk-off HR in 9th
3/10	Miami *	L	9-6	2,320	Brant Hurter	Brian Van Belle	10-6	Two errors and 2-out runs doom Tech; English homers; Tech scores four in ninth
3/12	Georgia Southern	W	7-6	990	Jonathan Hughes	Jonathan Edwards	11-6	Come-from-behind win, season-high six walks issued; English, Guldberg three doubles
3/15	Virginia *	L	9-8	1,055	Jonathan Hughes	Devin Ortiz	11-7	Tech allowed five runs over final three innings, three in ninth; Guldberg belts four hits
3/16	Virginia *	W	7-3	986	Connor Thomas	Griff McGarry	12-7	Quality start win for Thomas, fans six, walks none; 9-1-2 lineup spots combine for 9 hits
3/17	Virginia *	W	6-5	1,031	Brant Hurter	Mike Vasil	13-7	Huter shoves for 7.0 IP, gets 7 K's; UVA scores three in eighth; English gets second save
3/19	Mercer	W	14-8	678	Amos Willingham	Sawyer Gipson-Long	14-7	Season-high 18 hits; Career-high four hits for Waddell, Hall; Willingham throws first QS
3/22	No. 4 Louisville *	W	3-1	1,110	Xzavion Curry	Reid Detmers	15-7	Curry holds UL to one hit, one run in 8.0 IP; English save; Tech scores 3 over final three
3/23	No. 4 Louisville *	W	4-0	1,260	Connor Thomas	Nick Bennett	16-7	Thomas throws first-career complete-game shutout, allowing just five hits total
3/24	No. 4 Louisville *	L	5-4	833	Jonathan Hughes	Michael Kirian	16-8	Tech is a pitch away twice before a bases-loaded 2-RBI single walks it off for UL
3/26	No. 4 Georgia	W	11-2 (7)	1,974	Amos Willingham	Adam Goodman	17-8	Willingham throws 5.1 shutout while, scoring 10 over 5th, 6th; Waddell, Radcliff homer
3/29	Notre Dame*	L	9-6	1,285	Jake Lee	Tommy Sheehan	17-9	ND starts hot, Curry allows 4 runs in 4.0; English 3 H, 4 RBI, can't complete comeback
3/30	Notre Dame*	W	11-2	1,866	Connor Thomas	Cameron Brown	18-9	Thomas throws shutout 7.0 IP; Tech jumps up 8-0 in first 2 innings; six multi-hit players
3/31	Notre Dame*	W	8-7	1,169	Tristin English	Joe Boyle	19-9	ND storms back from 0-5 to take 7-5 lead, Serratos hits 3 RBI double to win in 8th
4/2	No. 15 Auburn	W	9-3	3,626	Jonathan Hughes	Kyle Gray	20-9	Bullpen throws 7.2 shutout IP, Guldberg, McCann, English combine for 7 RBI
4/5	No. 9 North Carolina *	L	11-4	1,332	Amos Willingham	Tyler Baum	20-10	Curry misses start due to injury, UNC scores six in opening third of game
4/6	No. 9 North Carolina *	W	11-10	1,758	Jonathan Hughes	Austin Love	21-10	Bullpen allows 6 as UNC ties in ninth; English cycles; Guldberg sac fly walk-off
4/7	No. 9 North Carolina *	W	10-5	1,442	Xzavion Curry	Joey Lancellotti	22-10	Curry makes first relief app. K-ing 7 over 3.0; two 3-run HR by English, McCann
4/9	No. 2 Georgia	L	12-2	3,009	Amos Willingham	Tim Elliott	22-11	McCann, English both solo homer; UGA homered twice on 14 hits, held Tech to six hits
4/12	Boston College *	L	9-2	178	Xzavion Curry	Dan Metzdorf	22-12	Tech held to just seven hits, committing two errors in the field, allows 3 unearned runs
4/13	Boston College *	W	9-1	379	Connor Thomas	Joey Walsh	23-12	6-9-hole hitters combine for 6 RBI; CT throws gem, allows 1 run, 5 hits over 7 IP
4/14	Boston College *	W	7-0	318	Brant Hurter	Mason Pelio	24-12	Hurter returns after injury, shuts out BC with 9 K's, 2 H day; Waddell, Webb get 2 H
3/16	No. 23 Auburn	W	11-6	1,657	Jonathan Hughes	Blake Schilleci	25-12	5 multi-hit players, 2 multi-RBI; Hall has 3 H, Webb 3 RBI; bullpen works 3 R over 7.2 IP
4/18	Virginia Tech	L	3-2	784	Xzavion Curry	Jaison Heard	25-13	Two wind-blown home runs prove to be difference; Guldberg lone multi-hit Jacket
4/20	Virginia [1]	W	7-5	-	Connor Thomas	Chris Gerard	26-13	CT goes 8.0 IP, striking out nine, English closes; Radcliff, Hall, Webb with multi-hits
4/20	Virginia [2]	W	4-3	533	Jonathan Hughes	Peyton Alford	27-13	No-hitter into eighth; Hughes strikes out 6 in two-hit 5.0 IP; N. Wilhite, Radcliff = 5 hits
4/23	No. 4 Georgia	W	8-6	18,861	Hugh Chapman	Tim Elliott	28-13	Waddell HR shy of cycle; McCann Chop House HR; Chapman, English close 3.2 shutout
4/26	Clemson *	W	8-7	1,385	Jonathan Hughes	Davis Sharpe	29-13	Eight runs on seven hits; English homers and closes; all hits from 1-6 in lineup
4/27	Clemson *	W	11-8	2,237	Hugh Chapman	Carson Spiers	30-13	Seven-spot in seventh gives Tech win; Chapman, Willingham close; 5 multi-hit batters
4/28	Clemson *	L	7-11	1,863	Micah Carpenter	Travis Marr	30-14	Give up six-spot in eighth to lose; four homers from McCann, English, Radcliff
5/3	Western Carolina	W	25-4	1,051	Amos Willingham	Davis Tyndall	31-14	Tech explodes for 25 runs, 11 in sixth; Webb and N. Wilhite hit first HRs; Six HR for GT
5/4	Western Carolina	W	16-3	923	Connor Thomas	Chase Walter	32-14	CT throws quality start in 7.0; Carpenter closes on graduation; Neuber hits first HR
5/5	Western Carolina	W	14-1	1,088	Cort Roedig	Ty McCulloch	33-14	Roedig pitches gem; GT homers four times; English leads with four RBI
5/10	Duke *	W	14-10	987	Amos Willingham	Ben Gross	34-14	Radcliff homers twice, finishes 4-for-5 with 6 RBI; Willingham allows two ER over 5.0
5/11	Duke *	W	15-3	703	Connor Thomas	Bill Chillari	35-14	McCann homers twice; finishes with 5 RBI; CT goes 7.0, allowing 3 runs
5/12	Duke *	L	4-10	517	Luke Bartnicki	Bryce Jarvis	35-15	Five walks and three errors doom Tech, GT only has five hits on the day
5/14	Mercer	W	7-1	1,033	Micah Carpenter	Beau Healy	36-15	Staff combines for 8.1 scoreless; six runs in fifth innings blow game wide open

[] game in doubleheader

() extra inning game

* ACC games

Children's Healthcare of Atlanta Spring Classic (SunTrust Park)

2019 OVERALL SEASON STATISTICS

RECORD: 36-15 HOME: 22-8 AWAY: 13-7 NEUTRAL: 1-0 ACC: 17-10

Player	avg	gp-gs	ab	r	h	2b	3b	hr	rbi	tb	slg%	bb	hp	so	gdp	ob%	sf	sh	sb-att	po	a	e	fld%
Michael Guldberg	.379	49-48	174	49	66	6	2	0	28	76	.437	27	5	25	3	.464	5	7	5-5	39	3	1	.977
Jackson Webb	.356	36-24	90	21	32	2	2	1	15	41	.456	20	1	19	0	.469	2	5	8-10	54	54	6	.947
Tristin English	.324	47-47	176	49	57	15	2	15	57	121	.688	13	19	26	4	.414	7	0	0-1	349	21	4	.989
Nick Wilhite	.324	51-51	173	32	56	6	1	2	34	70	.405	34	2	34	5	.440	0	5	8-12	140	2	2	.986
Luke Waddell	.311	47-47	190	48	59	9	2	2	32	78	.411	37	5	20	2	.430	3	1	7-8	57	141	6	.971
Colin Hall	.298	51-51	198	37	59	14	0	3	35	82	.414	18	1	40	1	.355	3	3	2-2	64	4	4	.944
Kyle McCann	.297	51-51	182	48	54	9	0	21	61	126	.692	53	6	60	1	.463	3	0	0-0	376	40	3	.993
Baron Radcliff	.279	47-37	140	32	39	8	0	10	35	77	.550	40	0	47	0	.436	1	0	3-3	64	2	0	1.000
Austin Wilhite	.274	49-49	175	38	48	10	2	1	28	65	.371	33	3	48	3	.389	5	2	12-13	87	138	9	.962
Oscar Serratos	.246	36-34	130	17	32	4	1	2	20	44	.338	10	4	38	3	.315	2	0	4-4	13	45	12	.829
Chase Murray	.231	23-17	78	14	18	2	0	2	6	26	.333	7	0	18	3	.294	0	0	3-4	36	1	0	1.000

Micah Carpenter	.500	3-0	2	0	1	0	0	0	1	1	.500	0	0	0	0	.500	0	0	0-0	4	1	0	1.000
Charlie Benson	.286	17-0	7	1	2	0	0	0	1	2	.286	2	2	4	0	.545	0	0	1-1	6	4	1	.909
Jamie Taylor	.167	10-1	12	1	2	0	1	0	3	4	.333	1	0	4	0	.231	0	0	0-0	31	2	0	1.000
Paxton Rigby	.111	10-0	9	0	1	0	0	0	1	1	.111	0	0	2	0	.100	1	0	0-0	2	0	0	1.000
Cole Neuber	.077	15-0	13	1	1	0	0	1	1	4	.308	3	1	4	0	.294	0	0	0-0	3	0	0	1.000
Cameron Turley	.000	11-2	6	2	0	0	0	0	1	0	.000	4	0	5	0	.364	1	1	0-0	25	3	0	1.000
Ryan Miller	.000	4-0	4	0	0	0	0	0	0	0	.000	0	0	4	0	.000	0	0	0-0	4	0	0	1.000
Billy Zinnershine	.000	3-0	1	0	0	0	0	0	0	0	.000	1	0	0	0	.500	0	0	0-0	1	2	1	.750
Totals	.299	51	1760	390	527	85	13	60	359	818	.465	303	49	398	25	.410	33	24	53-63	1369	517	56	.971
Opponents	.265	51	1784	258	473	85	4	54	237	728	.408	168	30	435	32	.336	17	17	32-44	1321	459	53	.971

LOB - Team (458), Opp (389). DPs turned - Team (39), Opp (39). IBB - Team (21), McCann, K 15, Hall, Co 2, English, T 1, Neuber, C 1, Serratos, O 1, Murray, C 1, Opp (5). Picked off - Wilhite, N 2, English, T 1, Webb, J 1, Murray, C 1.

(All games Sorted by Earned run avg)

Player	era	w-l	app	gs	cg	sho	sv	ip	h	r	er	bb	so	2b	3b	hr	b/avg	wp	hp	bk	sfa	sha
Brant Hurter	2.42	2-2	10	9	0	0/1	0	48.1	37	18	13	14	58	3	1	1	.199	0	4	1	1	3
Connor Thomas	3.43	8-1	13	13	1	1/0	0	89.1	97	38	34	16	84	18	0	8	.270	3	3	0	1	2
Xzavion Curry	4.08	4-2	11	10	0	0/0	0	57.1	58	30	26	16	66	14	1	7	.262	4	4	0	4	2
Jonathan Hughes	4.75	7-2	20	0	0	0/0	0	41.2	52	26	22	19	35	13	1	2	.313	9	3	0	4	2
Amos Willingham	4.99	6-2	15	10	0	0/1	0	52.1	59	36	29	15	30	9	0	10	.282	3	3	1	2	1

Joseph Mannelly	0.00	0-0	3	0	0	0/1	0	2.2	2	0	0	0	2	0	0	0	.250	2	0	0	0	0
Robert Winborne	2.35	0-0	7	0	0	0/0	0	7.2	8	2	2	3	5	1	0	0	.286	0	0	0	0	0
Hugh Chapman	4.15	2-0	12	0	0	0/0	0	13.0	12	7	6	2	10	3	0	1	.235	2	1	0	0	0
Walker Barlow	4.50	0-0	5	0	0	0/0	0	4.0	3	2	2	1	0	0	0	1	.200	0	1	0	0	0
Tristin English	4.66	2-0	13	0	0	0/0	5	19.1	18	11	10	6	15	4	0	3	.250	1	0	1	2	1
Cort Roedig	4.66	2-1	12	7	0	0/0	0	36.2	28	23	19	18	33	6	1	6	.203	2	4	0	0	1
Micah Carpenter	5.14	1-1	16	0	0	0/0	1	21.0	25	12	12	9	32	4	0	5	.287	4	2	0	0	0
Luke Bartnicki	6.84	1-1	24	0	0	0/2	1	25.0	36	21	19	17	25	6	0	3	.353	1	1	0	1	1
Jake Lee	7.04	0-1	14	0	0	0/0	0	7.2	7	6	6	10	13	2	0	2	.233	3	0	0	0	0
Jake Brace	7.11	0-0	5	1	0	0/0	0	6.1	10	5	5	3	3	1	0	0	.400	1	1	0	0	1
Keyton Gibson	7.36	1-2	15	1	0	0/0	0	18.1	13	15	15	13	22	1	0	3	.206	2	3	1	1	3
Will Shirah	9.53	0-0	7	0	0	0/0	0	5.2	8	6	6	6	2	0	0	2	.333	3	0	0	1	0
Totals	4.46	36-15	51	51	1	3/2	7	456.1	473	258	226	168	435	85	4	54	.265	40	30	4	17	17
Opponents	7.15	15-36	51	51	0	1/1	4	440.1	527	390	350	303	398	85	13	60	.299	64	49	12	33	24

PB - Team (7), McCann, K 6, Taylor, J 1, Opp (15). Pickoffs - Team (7), Bartnicki, L 2, Gibson, K 1, Winborne, R 1, Hughes, J 1, McCann, K 1, Thomas, C 1, Opp (5). SBA/ATT - McCann, K (26-33), Thomas, C (5-7), Willingham (4-6), Hurter, B (6-6), Roedig, C (3-5), Curry, X (3-5), Turley, C (3-4), Hughes, J (3-4), Gibson, K (3-4), Bartnicki, L (3-4), Taylor, J (2-2), Lee, J (1-1), Brace, J (1-1), Winborne, R (0-1).

STARTING LINEUPS BY BATTING ORDER

Date	Opponent	No. (Time)	Record	1	2	3	4	5	6	7	8	9
2/15	Illinois-Chicago	1 (1)	1-0	Waddell	McCann	English	Murray	Serratos	Co. Hall	A. Wilhite	Guldborg	N. Wilhite
2/16	Richmond	2 (1)	1-1	Waddell	McCann	English	Murray	Serratos	Co. Hall	A. Wilhite	Turley	N. Wilhite
2/16	West Virginia	3 (1)	2-1	Waddell	Murray	English	McCann	Serratos	Co. Hall	A. Wilhite	Guldborg	N. Wilhite
2/22	No. 3 UCLA	4 (2)	3-1	Waddell	Murray	English	McCann	Serratos	Co. Hall	A. Wilhite	Guldborg	N. Wilhite
2/23	No. 3 UCLA	5 (1)	3-2	Murray	Co. Hall	English	McCann	Serratos	Guldborg	A. Wilhite	Webb	N. Wilhite
2/24	No. 3 UCLA	6 (1)	3-3	Murray	Co. Hall	English	McCann	Guldborg	A. Wilhite	Serratos	Webb	N. Wilhite
2/26	Georgia State	7 (1)	4-3	Murray	Guldborg	English	McCann	Serratos	Co. Hall	A. Wilhite	Webb	N. Wilhite
2/27	Georgia State	8 (2)	5-3	Murray	Guldborg	English	McCann	Serratos	Co. Hall	A. Wilhite	Webb	N. Wilhite
3/1	Northwestern	9 (1)	6-3	Murray	Guldborg	English	McCann	Serratos	Co. Hall	A. Wilhite	Waddell	N. Wilhite
3/2	Northwestern [1]	10 (2)	7-3	Murray	Guldborg	English	McCann	Serratos	Co. Hall	A. Wilhite	Waddell	N. Wilhite
3/2	Northwestern [2]	11 (1)	7-4	Murray	Wilhite	English	McCann	Serratos	Co. Hall	Waddell	Taylor	N. Wilhite
3/5	Kennesaw State	12 (1)	8-4	Waddell	Guldborg	English	McCann	Serratos	Co. Hall	A. Wilhite	Murray	N. Wilhite
3/6	Kennesaw State	13 (3)	9-4	Murray	Guldborg	English	McCann	Serratos	Co. Hall	A. Wilhite	Waddell	N. Wilhite
3/8	Miami*	14 (1)	10-4	Waddell	Guldborg	English	McCann	Serratos	Co. Hall	A. Wilhite	Murray	N. Wilhite
3/9	Miami*	15 (1)	10-5	Waddell	Guldborg	English	McCann	Serratos	Co. Hall	Murray	Radcliff	N. Wilhite
3/10	Miami*	16 (1)	10-6	Waddell	Co. Hall	English	McCann	Serratos	Radcliff	A. Wilhite	Guldborg	N. Wilhite
3/12	Georgia Southern	17 (1)	11-6	Waddell	Guldborg	English	McCann	Serratos	Co. Hall	Radcliff	Webb	N. Wilhite
3/15	Virginia *	18 (1)	11-7	Waddell	Guldborg	English	McCann	Serratos	Co. Hall	A. Wilhite	Radcliff	N. Wilhite
3/16	Virginia *	19 (1)	12-7	Waddell	Guldborg	English	McCann	Serratos	Co. Hall	Radcliff	A. Wilhite	N. Wilhite
3/17	Virginia *	20 (1)	13-7	Waddell	Guldborg	McCann	English	Serratos	Co. Hall	Radcliff	A. Wilhite	N. Wilhite
3/19	Mercer	21 (1)	14-7	Waddell	Guldborg	McCann	English	Radcliff	Co. Hall	A. Wilhite	Webb	N. Wilhite
3/22	No. 4 Louisville*	22 (2)	15-7	Waddell	Guldborg	McCann	English	Serratos	Co. Hall	Radcliff	A. Wilhite	N. Wilhite
3/23	No. 4 Louisville*	23 (3)	16-7	Waddell	Guldborg	McCann	English	Serratos	Co. Hall	Radcliff	A. Wilhite	N. Wilhite
3/24	No. 4 Louisville*	24 (4)	16-8	Waddell	Guldborg	McCann	English	Serratos	Co. Hall	Radcliff	A. Wilhite	N. Wilhite
3/26	No. 4 Georgia	25 (1)	17-8	Waddell	Guldborg	McCann	English	Radcliff	Co. Hall	Serratos	A. Wilhite	N. Wilhite
3/29	Notre Dame*	26 (2)	17-9	Waddell	Guldborg	McCann	English	Radcliff	Co. Hall	Serratos	A. Wilhite	N. Wilhite
3/30	Notre Dame*	27 (3)	18-9	Waddell	Guldborg	McCann	English	Radcliff	Co. Hall	Serratos	A. Wilhite	N. Wilhite
3/31	Notre Dame*	28 (1)	19-9	Waddell	Co. Hall	McCann	English	Radcliff	Serratos	A. Wilhite	Webb	N. Wilhite
4/2	No. 15 Auburn	29 (4)	20-9	Waddell	Guldborg	McCann	English	Radcliff	Co. Hall	Serratos	A. Wilhite	N. Wilhite
4/5	No. 9 UNC	30 (5)	20-10	Waddell	Guldborg	McCann	English	Radcliff	Co. Hall	Serratos	A. Wilhite	N. Wilhite
4/6	No. 9 UNC	31 (6)	21-10	Waddell	Guldborg	McCann	English	Radcliff	Co. Hall	Serratos	A. Wilhite	N. Wilhite
4/7	No. 9 UNC	32 (2)	22-10	Waddell	Guldborg	McCann	English	Radcliff	Co. Hall	A. Wilhite	Webb	N. Wilhite
4/9	No. 2 Georgia	33 (7)	22-11	Waddell	Guldborg	McCann	English	Radcliff	Co. Hall	Serratos	A. Wilhite	N. Wilhite
4/12	Boston College *	34 (8)	22-12	Waddell	Guldborg	McCann	English	Radcliff	Co. Hall	Serratos	A. Wilhite	N. Wilhite
4/13	Boston College *	35 (1)	23-12	Waddell	Guldborg	McCann	English	Radcliff	Co. Hall	A. Wilhite	Serratos	N. Wilhite
4/14	Boston College *	36 (2)	24-12	Waddell	Guldborg	McCann	English	Radcliff	Co. Hall	A. Wilhite	Webb	N. Wilhite
4/16	No. 23 Auburn	37 (1)	25-12	Waddell	Guldborg	McCann	Radcliff	A. Wilhite	Co. Hall	Webb	Turley	N. Wilhite
4/19	Virginia Tech *	38 (1)	25-13	Waddell	Guldborg	McCann	Radcliff	A. Wilhite	Co. Hall	Serratos	Webb	N. Wilhite
4/20	Virginia Tech * [1]	39 (1)	26-13	Waddell	Guldborg	McCann	Radcliff	A. Wilhite	Co. Hall	Murray	Webb	N. Wilhite
4/20	Virginia Tech * [2]	40 (2)	27-13	Waddell	Guldborg	McCann	Radcliff	A. Wilhite	Co. Hall	Murray	Webb	N. Wilhite
4/23	No. 4 Georgia #	41 (2)	28-13	Waddell	Guldborg	McCann	English	Radcliff	Co. Hall	A. Wilhite	Webb	N. Wilhite
4/26	Clemson *	42 (3)	29-13	Waddell	Guldborg	McCann	English	Radcliff	Co. Hall	A. Wilhite	Webb	N. Wilhite
4/27	Clemson *	43 (4)	30-13	Waddell	Guldborg	McCann	English	Radcliff	Co. Hall	A. Wilhite	Webb	N. Wilhite
4/28	Clemson *	44 (5)	30-14	Waddell	Guldborg	McCann	English	Radcliff	Co. Hall	A. Wilhite	Webb	N. Wilhite
5/3	Western Carolina	45 (6)	31-14	Waddell	Guldborg	McCann	English	Radcliff	Co. Hall	A. Wilhite	Webb	N. Wilhite
5/4	Western Carolina	46 (7)	32-14	Waddell	Guldborg	McCann	English	Radcliff	Co. Hall	A. Wilhite	Webb	N. Wilhite
5/5	Western Carolina	47 (8)	33-14	Waddell	Guldborg	McCann	English	Radcliff	Co. Hall	A. Wilhite	Webb	N. Wilhite
5/10	Duke *	48 (9)	34-14	Waddell	Guldborg	McCann	English	Radcliff	Co. Hall	A. Wilhite	Webb	N. Wilhite
5/11	Duke *	49 (10)	35-14	Waddell	Guldborg	McCann	English	Radcliff	Co. Hall	A. Wilhite	Webb	N. Wilhite
5/12	Duke *	50 (11)	35-15	Waddell	Guldborg	McCann	English	Radcliff	Co. Hall	A. Wilhite	Webb	N. Wilhite
5/14	Mercer	51 (12)	36-15	Waddell	Guldborg	McCann	English	Radcliff	Co. Hall	A. Wilhite	Webb	N. Wilhite

[] game in doubleheader

* ACC games

Children's Healthcare of Atlanta Spring Classic (SunTrust Park)

STARTING LINEUPS BY POSITION

Date	Opponent	No. (Time)	Record	C	1B	2B	3B	SS	LF	CF	RF	DH
2/15	Illinois-Chicago	1 (1)	1-0	McCann	English	Waddell	Serratos	A. Wilhite	Murray	N. Wilhite	Co. Hall	Guldborg
2/16	Richmond	2 (1)	1-1	Turley	English	Waddell	Serratos	A. Wilhite	Murray	N. Wilhite	Co. Hall	McCann
2/16	West Virginia	3 (2)	2-1	McCann	English	Waddell	Serratos	A. Wilhite	Murray	N. Wilhite	Co. Hall	Guldborg
2/22	No. 3 UCLA	4 (3)	3-1	McCann	English	Waddell	Serratos	A. Wilhite	Murray	N. Wilhite	Co. Hall	Guldborg
2/23	No. 3 UCLA	5 (1)	3-2	McCann	English	Webb	Serratos	A. Wilhite	Murray	N. Wilhite	Co. Hall	Guldborg
2/24	No. 3 UCLA	6 (2)	3-3	McCann	English	Webb	Serratos	A. Wilhite	Murray	N. Wilhite	Co. Hall	Guldborg
2/26	Georgia State	7 (3)	4-3	McCann	English	Webb	Serratos	A. Wilhite	Murray	N. Wilhite	Co. Hall	Guldborg
2/27	Georgia State	8 (4)	5-3	McCann	English	Webb	Serratos	A. Wilhite	Murray	N. Wilhite	Co. Hall	Guldborg
3/1	Northwestern	9 (4)	6-3	McCann	English	Waddell	Serratos	A. Wilhite	Murray	N. Wilhite	Co. Hall	Guldborg
3/2	Northwestern [1]	10 (5)	7-3	McCann	English	Waddell	Serratos	A. Wilhite	Murray	N. Wilhite	Co. Hall	Guldborg
3/2	Northwestern [2]	11 (1)	7-4	Taylor	English	Waddell	Serratos	A. Wilhite	Murray	N. Wilhite	Co. Hall	Guldborg
3/5	Kennesaw State	12 (6)	8-4	McCann	English	Waddell	Serratos	A. Wilhite	Murray	N. Wilhite	Co. Hall	Guldborg
3/6	Kennesaw State	13 (7)	9-4	McCann	English	Waddell	Serratos	A. Wilhite	Murray	N. Wilhite	Co. Hall	Guldborg
3/8	Miami*	14 (8)	10-4	McCann	English	Waddell	Serratos	A. Wilhite	Murray	N. Wilhite	Co. Hall	Guldborg
3/9	Miami*	15 (1)	10-5	McCann	English	Guldborg	Serratos	Waddell	Murray	N. Wilhite	Co. Hall	Radcliff
3/10	Miami*	16 (1)	10-6	McCann	English	Waddell	Serratos	A. Wilhite	Radcliff	N. Wilhite	Co. Hall	Guldborg
3/12	Georgia Southern	17 (1)	11-6	McCann	English	Webb	Serratos	Waddell	Co. Hall	N. Wilhite	Radcliff	Guldborg
3/15	Virginia*	18 (2)	11-7	McCann	English	Waddell	Serratos	A. Wilhite	Co. Hall	N. Wilhite	Radcliff	Guldborg
3/16	Virginia*	19 (1)	12-7	McCann	English	A. Wilhite	Serratos	Waddell	Co. Hall	N. Wilhite	Radcliff	Guldborg
3/17	Virginia*	20 (2)	13-7	McCann	English	A. Wilhite	Serratos	Waddell	Co. Hall	N. Wilhite	Radcliff	Guldborg
3/19	Mercer	21 (1)	14-7	McCann	English	A. Wilhite	Webb	Waddell	Co. Hall	N. Wilhite	Radcliff	Guldborg
3/22	No. 4 Louisville*	22 (3)	15-7	McCann	English	A. Wilhite	Serratos	Waddell	Co. Hall	N. Wilhite	Radcliff	Guldborg
3/23	No. 4 Louisville*	23 (4)	16-7	McCann	English	A. Wilhite	Serratos	Waddell	Co. Hall	N. Wilhite	Radcliff	Guldborg
3/24	No. 4 Louisville*	24 (5)	16-8	McCann	English	A. Wilhite	Serratos	Waddell	Co. Hall	N. Wilhite	Radcliff	Guldborg
3/26	No. 4 Georgia	25 (6)	17-8	McCann	English	A. Wilhite	Serratos	Waddell	Co. Hall	N. Wilhite	Radcliff	Guldborg
3/29	Notre Dame*	26 (7)	17-9	McCann	English	A. Wilhite	Serratos	Waddell	Co. Hall	N. Wilhite	Radcliff	Guldborg
3/30	Notre Dame*	27 (8)	18-9	McCann	English	A. Wilhite	Serratos	Waddell	Co. Hall	N. Wilhite	Radcliff	Guldborg
3/31	Notre Dame*	28 (1)	19-9	McCann	English	A. Wilhite	Webb	Waddell	Co. Hall	N. Wilhite	Radcliff	Serratos
4/2	No. 15 Auburn	29 (9)	20-9	McCann	English	A. Wilhite	Serratos	Waddell	Co. Hall	N. Wilhite	Radcliff	Guldborg
4/5	No. 9 North Carolina *	30 (10)	20-10	McCann	English	A. Wilhite	Serratos	Waddell	Co. Hall	N. Wilhite	Radcliff	Guldborg
4/6	No. 9 North Carolina *	31 (11)	21-10	McCann	English	A. Wilhite	Serratos	Waddell	Co. Hall	N. Wilhite	Radcliff	Guldborg
4/7	No. 9 North Carolina *	32 (2)	22-10	McCann	English	A. Wilhite	Webb	Waddell	Co. Hall	N. Wilhite	Radcliff	Guldborg
4/9	No. 2 Georgia	33 (12)	22-11	McCann	English	A. Wilhite	Serratos	Waddell	Co. Hall	N. Wilhite	Radcliff	Guldborg
4/12	Boston College *	34 (13)	22-12	McCann	English	A. Wilhite	Serratos	Waddell	Co. Hall	N. Wilhite	Radcliff	Guldborg
4/13	Boston College *	35 (14)	23-12	McCann	English	A. Wilhite	Serratos	Waddell	Co. Hall	N. Wilhite	Radcliff	Guldborg
4/14	Boston College *	36 (3)	24-12	McCann	English	A. Wilhite	Webb	Waddell	Co. Hall	N. Wilhite	Radcliff	Guldborg
4/16	No. 23 Auburn	37 (1)	25-12	Turley	McCann	A. Wilhite	Webb	Waddell	Co. Hall	N. Wilhite	Radcliff	Guldborg
4/18	Virginia Tech *	38 (1)	25-13	McCann	Webb	A. Wilhite	Serratos	Waddell	Co. Hall	N. Wilhite	Radcliff	Guldborg
4/20	Virginia Tech * [1]	39 (1)	26-13	McCann	Guldborg	A. Wilhite	Webb	Waddell	Co. Hall	N. Wilhite	Radcliff	Murray
4/20	Virginia Tech * [2]	40 (2)	27-13	McCann	Guldborg	A. Wilhite	Webb	Waddell	Co. Hall	N. Wilhite	Radcliff	Murray
4/23	No. 4 Georgia #	41 (1)	28-13	McCann	Guldborg	A. Wilhite	Webb	Waddell	Co. Hall	N. Wilhite	Radcliff	English
4/26	Clemson *	42 (2)	29-13	McCann	Guldborg	A. Wilhite	Webb	Waddell	Co. Hall	N. Wilhite	Radcliff	English
4/27	Clemson *	43 (4)	30-13	McCann	English	A. Wilhite	Webb	Waddell	Co. Hall	N. Wilhite	Radcliff	Guldborg
4/28	Clemson *	44 (5)	30-14	McCann	English	A. Wilhite	Webb	Waddell	Co. Hall	N. Wilhite	Radcliff	Guldborg
5/3	Western Carolina	45 (6)	31-14	McCann	English	A. Wilhite	Webb	Waddell	Co. Hall	N. Wilhite	Radcliff	Guldborg
5/4	Western Carolina	46 (7)	32-14	McCann	English	A. Wilhite	Webb	Waddell	Co. Hall	N. Wilhite	Radcliff	Guldborg
5/5	Western Carolina	47 (8)	33-14	McCann	English	A. Wilhite	Webb	Waddell	Co. Hall	N. Wilhite	Radcliff	Guldborg
5/10	Duke *	48 (9)	34-14	McCann	English	A. Wilhite	Webb	Waddell	Co. Hall	N. Wilhite	Radcliff	Guldborg
5/11	Duke *	49 (10)	35-14	McCann	English	A. Wilhite	Webb	Waddell	Co. Hall	N. Wilhite	Radcliff	Guldborg
5/12	Duke *	50 (11)	35-15	McCann	English	A. Wilhite	Webb	Waddell	Co. Hall	N. Wilhite	Radcliff	Guldborg
5/14	Mercer	51 (12)	36-15	McCann	English	A. Wilhite	Webb	Waddell	Co. Hall	N. Wilhite	Radcliff	Guldborg

[] game in doubleheader

* ACC games

Children's Healthcare of Atlanta Spring Classic (SunTrust Park)

2019 GEORGIA TECH BASEBALL ROSTERS

No.	Name	B/T	Position	Height	Weight	Year	Hometown/High School
1	Xzavion Curry	"zay-v-on"	R/R	RHP	5-10	189	Jr. Atlanta, Ga./Mays
2	Carter Hall		R/R	OF	6-0	181	R-Jr. Alpharetta, Ga./Wesleyan School
3	Billy Zinnershine		L/R	SS/3B	5-11	160	Fr. Marietta, Ga./Lassiter
4	Cole Neuber	"new-ber"	R/R	OF	6-2	191	So. Alpharetta, Ga./Johns Creek
5	Colin Hall		L/R	OF	5-11	181	So. Alpharetta, Ga./Wesleyan School
6	Michael Guldberg		R/R	UTL	6-0	172	So. Marietta, Ga./Walton
7	Luke Waddell	"wah-dell"	L/R	3B	5-9	176	So. Loveland, Ohio/Loveland
8	Jonathan Hughes		R/R	RHP	6-2	198	R-Jr. Flowery Branch, Ga./Flowery Branch
9	Charlie Benson		S/R	INF	5-11	172	Fr. Alpharetta, Ga./Marist
10	Chase Murray		L/R	OF	6-0	188	Jr. Cincinnati, Ohio/Cincinnati Hills Christian Acad.
11	Tristin English		R/R	RHP/1B	6-3	208	R-Jr. Williamson, Ga./Pike County
14	Austin Wilhite	"will-height"	R/R	SS	5-9	168	Jr. Buford, Ga./Buford
15	Hugh Chapman		R/R	RHP	6-3	223	So. Smyrna, Ga./Holy Innocents' Episcopal
16	Kyle McCann		L/R	C/1B	6-2	217	Jr. Suwanee, Ga./Lambert
18	Cameron Turley		R/R	C	6-4	208	So. Dacula, Ga./Mill Creek
19	Cort Roedig		R/R	RHP	6-2	192	Fr. Orlando, Fla./Dr. Phillips
20	Jamie Taylor		R/R	C/3B	6-1	207	So. Johns Creek, Ga./Marist School
21	Brant Hurter		L/L	LHP	6-6	240	So. Canton, Ga./Woodstock
22	Baron Radcliff	"bare-n"	L/R	OF	6-4	239	So. Peachtree Corners, Ga./Norcross
24	Jake Lee		R/R	RHP	5-11	175	Sr. Brooks, Ga./Whitewater
25	Ryan Miller		R/R	INF	6-2	198	Fr. Atlanta, Ga./Westminster
26	Paxton Rigby		L/R	OF/1B	6-3	204	Jr. Altamonte Springs, Fla./Lake Brantley
27	Luke Bartnicki		L/L	LHP	6-3	210	Fr. Marietta, Ga./Walton
28	Walker Barlow		L/L	LHP	6-2	186	Fr. Pooler, Ga./Benedictine Military
31	Nick Wilhite	"will-height"	L/L	OF	5-9	152	Jr. Buford, Ga./Buford
32	Joseph Mannelly	"man-e-lee"	L/L	LHP	6-3	212	So. Atlanta, Ga./Marist School
34	Will Shirah	"shy-rah"	S/L	LHP	6-2	215	R-Fr. Blue Ridge, Ga./Fannin County
35	Jackson Webb		S/R	INF	6-0	165	R-Jr. Roswell, Ga./Johnson Ferry Christian (UCF)
37	Keyton Gibson		R/R	RHP	6-2	209	Sr. Buford, Ga./Buford
38	Robert Winborne		R/R	RHP	6-2	188	Sr. Atlanta, Ga./The Lovett School
39	Jake Brace		R/R	RHP	5-11	192	So. Suwanee, Ga./North Gwinnett
40	Micah Carpenter		R/R	RHP	5-11	193	Sr. Jefferson, Ga./Jefferson
41	Amos Willingham		R/R	RHP	6-4	217	Jr. Summerville, Ga./Chattooga (Snead St. CC)
42	Connor Thomas		L/L	LHP	5-11	173	Jr. Omega, Ga./Tift County
43	Jack Friedman	"freed-men"	R/R	RHP	6-1	192	Fr. Decatur, Ga./Paideia

ALPHABETICAL

No.	Name
28	Walker Barlow
27	Luke Bartnicki
9	Charlie Benson
39	Jake Brace
40	Micah Carpenter
15	Hugh Chapman
1	Xzavion Curry
11	Tristin English
43	Jack Friedman
37	Keyton Gibson
6	Michael Guldberg
2	Carter Hall
5	Colin Hall
8	Jonathan Hughes
21	Brant Hurter
24	Jake Lee
32	Joseph Mannelly
16	Kyle McCann
25	Ryan Miller
10	Chase Murray
4	Cole Neuber
22	Baron Radcliff
26	Paxton Rigby
19	Cort Roedig
34	Will Shirah
20	Jamie Taylor
42	Connor Thomas
18	Cameron Turley
7	Luke Waddell
14	Austin Wilhite
31	Nick Wilhite
41	Amos Willingham
38	Robert Winborne
3	Billy Zinnershine

COACHES & STAFF

Head Coach:

Assistant Coach/Pitching:

Assistant Coach/Hitting:

Volunteer Assistant Coach:

Undergraduate Assistant Coach:

Director of Baseball Operations:

Athletic Trainer:

Strength & Conditioning:

Equipment Manager:

17 Danny Hall (Miami, Ohio '77), 26th year at Tech
 36 Jason Howell (North Carolina '02), 7th year
 13 James Ramsey (Florida State '12), 1st year
 30 Dan Jaffe (Pacific '14), 1st year
 Josh Hedding, 1st year
 Nick Scherer (Georgia Tech, '07), 12th year
 Paul Wolkoff (Georgia Tech, '93), 11th year
 Steve Tamborra (Florida State '94), 20th year
 David McDaniel (Liberty, '09), 4th year

BY STATE

Georgia (32)

Walker Barlow Pooler
 Luke Bartnicki Marietta
 Charlie Benson Alpharetta
 Jake Brace Suwanee
 Micah Carpenter Jefferson
 Hugh Chapman Smyrna
 Xzavion Curry Atlanta
 Tristin English Williamson
 Jack Friedman Decatur
 Keyton Gibson Buford
 Michael Guldberg Marietta
 Carter Hall Alpharetta
 Colin Hall Alpharetta
 Jonathan Hughes Flowery Branch
 Brant Hurter Canton

Jake Lee Brooks
 Joseph Mannelly Atlanta
 Kyle McCann Suwanee
 Ryan Miller Atlanta
 Cole Neuber Alpharetta
 Baron Radcliff Peachtree Corners
 Will Shirah Blue Ridge
 Jamie Taylor Johns Creek
 Connor Thomas Omega
 Cameron Turley Dacula
 Jackson Webb Roswell
 Austin Wilhite Buford
 Nick Wilhite Buford
 Amos Willingham Summerville
 Robert Winborne Atlanta
 Billy Zinnershine Marietta

Florida (1)

Paxton Rigby Altamonte Springs
 Cort Roedig Orlando

Ohio (2)

Chase Murray Cincinnati
 Luke Waddell Loveland

BY CLASS

Seniors (4): Carpenter, Gibson, Lee, Winborne

Juniors (12): Curry, English*, Ca. Hall*, Hughes*, McCann, Murray, Rigby, Thomas, Webb*, A. Wilhite, N. Wilhite, Willingham

Sophomores (12): Brace, Chapman, Guldberg, Co. Hall, Hurter, Mannelly, Neuber, Radcliff, Taylor, Turley, Waddell

Freshmen (8): Barlow, Bartnicki, Benson, Friedman, Miller, Roedig, Shirah*, Zinnershine
 * redshirt



#1 Xzavion Curry
RHP/SS • R/R • 5-10 • 183
Junior



#2 Carter Hall
OF/INF • R/R • 6-0 • 181
Redshirt Junior



#3 Billy Zinnershine
SS • L/R • 5-11 • 170
Freshman



#4 Cole Neuber
RHP/OF • R/R • 6-2 • 189
Sophomore



#5 Colin Hall
OF • L/R • 5-11 • 178
Sophomore



#6 Michael Guldberg
INF/OF • R/R • 6-0 • 168
Sophomore



#7 Luke Waddell
INF • L/R • 5-9 • 171
Sophomore



#8 Jonathan Hughes
RHP • R/R • 6-2 • 190
Redshirt Junior



#9 Charlie Benson
INF • S/R • 5-11 • 175
Freshman



#10 Chase Murray
OF • L/R • 6-0 • 189
Junior



#11 Tristin English
RHP/1B • R/R • 6-3 • 214
Redshirt Junior



#14 Austin Wilhite
INF • R/R • 5-9 • 171
Junior



#15 Hugh Chapman
RHP • R/R • 6-3 • 213
Sophomore



#16 Kyle McCann
C/1B • L/R • 6-2 • 217
Junior



#18 Cameron Turley
C/RHP • R/R • 6-4 • 201
Sophomore



#19 Cort Roedig
RHP • R/R • 6-2 • 180
Freshman



#20 Jamie Taylor
C/RHP • R/R • 6-1 • 197
Sophomore



#21 Brant Hurter
LHP • L/L • 6-6 • 228
Sophomore



#22 Baron Radcliff
OF • L/R • 6-4 • 228
Sophomore




#23 Oscar Serratos
INF/RHP • R/R • 6-3 • 183
Sophomore



#24 Jake Lee
RHP • R/R • 5-11 • 175
Senior



#25 Ryan Miller
OF/INF • R/R • 6-2 • 195
Freshman



#26 Paxton Rigby
OF/1B • L/R • 6-3 • 203
Junior



#27 Luke Bartnicki
LHP • L/L • 6-3 • 210
Freshman



#28 Walker Barlow
LHP • L/L • 6-2 • 200
Freshman



#31 Nick Wilhite
OF/LHP • L/L • 5-9 • 150
Junior




#32 Joseph Mannelly
LHP • L/L • 6-3 • 212
Sophomore



#34 Will Shirah
LHP/OF • S/L • 6-2 • 195
Redshirt Freshman




#35 Jackson Webb
INF • S/R • 6-0 • 175
Redshirt Junior



#37 Keyton Gibson
LHP • L/L • 6-2 • 207
Senior



#38 Robert Winborne
RHP • R/R • 6-2 • 192
Senior



#39 Jake Brace
RHP • R/R • 5-11 • 182
Sophomore



#40 Micah Carpenter
RHP • R/R • 5-11 • 192
Senior



#41 Amos Willingham
RHP • R/R • 6-4 • 220
Junior



#42 Connor Thomas
LHP • L/L • 5-11 • 175
Junior



#43 Jack Friedman
RHP • R/R • 6-1 • 210
Freshman



#17 Danny Hall
Head Coach



#36 Jason Howell
Assistant Coach
Pitching



#13 James Ramsey
Assistant Coach
Hitting



#30 Dan Jaffe
Volunteer Assistant
Coach

2019 Georgia Tech Baseball
Game Results for Georgia Tech (as of May 14, 2019)
(All games)

Date	Opponent	Score	Inns	Overall	ACC	Pitcher of record	Attend	Time
Feb 15, 2019	ILLINOIS-CHICAGO	w 6-3	9	1-0-0	0-0-0	Curry, X (W 1-0)	1017	2:45
Feb 16, 2019	RICHMOND	L 1-7	9	1-1-0	0-0-0	Roedig, C (L 0-1)	1240	3:28
Feb 16, 2019	WEST VIRGINIA	w 5-4	(11)	2-1-0	0-0-0	Bartnicki, L (W 1-0)	1163	3:20
Feb 22, 2019	#3 UCLA	w 4-3	(11)	3-1-0	0-0-0	English, T (W 1-0)	1134	3:28
Feb 23, 2019	#3 UCLA	L 2-8	9	3-2-0	0-0-0	Thomas, C (L 0-1)	1251	3:14
Feb 24, 2019	#3 UCLA	L 0-6	9	3-3-0	0-0-0	Hurter, B (L 0-1)	1501	3:23
Feb 26, 2019	GEORGIA STATE	w 7-3	9	4-3-0	0-0-0	Gibson, K (W 1-0)	731	3:04
Feb 27, 2019	at Georgia State	w 10-0	9	5-3-0	0-0-0	Willingham (W 1-0)	243	2:46
Mar 01, 2019	NORTHWESTERN	w 12-1	9	6-3-0	0-0-0	Curry, X (W 2-0)	880	3:11
Mar 02, 2019	NORTHWESTERN-1	w 9-2	9	7-3-0	0-0-0	Thomas, C (W 1-1)	1129	2:40
Mar 02, 2019	NORTHWESTERN-2	L 1-5	9	7-4-0	0-0-0	Gibson, K (L 1-1)	1131	2:41
Mar 05, 2019	at Kennesaw State	w 10-7	9	8-4-0	0-0-0	Willingham (W 2-0)	302	3:25
Mar 06, 2019	KENNESAW STATE	w 9-1	9	9-4-0	0-0-0	Roedig, C (W 1-1)	635	2:51
* Mar 08, 2019	at Miami (FL)	w 5-4	(10)	10-4-0	1-0-0	Hughes, J (W 1-0)	2729	3:06
* Mar 09, 2019	at Miami (FL)	L 5-6	9	10-5-0	1-1-0	Gibson, K (L 1-2)	2801	3:05
* Mar 10, 2019	at Miami (FL)	L 6-9	9	10-6-0	1-2-0	Hurter, B (L 0-2)	2320	3:05
Mar 12, 2019	GEORGIA SOUTHERN	w 7-6	9	11-6-0	1-2-0	Hughes, J (W 2-0)	990	3:28
* Mar 15, 2019	VIRGINIA	L 8-9	9	11-7-0	1-3-0	Hughes, J (L 2-1)	1055	4:09
* Mar 16, 2019	VIRGINIA	w 7-3	9	12-7-0	2-3-0	Thomas, C (W 2-1)	986	3:20
* Mar 17, 2019	VIRGINIA	w 6-5	9	13-7-0	3-3-0	Hurter, B (W 1-2)	1031	2:55
Mar 19, 2019	at Mercer	w 14-8	9	14-7-0	3-3-0	Willingham (W 3-0)	678	3:08
* Mar 22, 2019	at #4 Louisville	w 3-1	9	15-7-0	4-3-0	Curry, X (W 3-0)	1110	2:31
* Mar 23, 2019	at #4 Louisville	w 4-0	9	16-7-0	5-3-0	Thomas, C (W 3-1)	1260	2:31
* Mar 24, 2019	at #4 Louisville	L 4-5	9	16-8-0	5-4-0	Hughes, J (L 2-2)	833	3:02
Mar 26, 2019	#4 GEORGIA	w 11-2	7	17-8-0	5-4-0	Willingham (W 4-0)	1974	2:48
* Mar 29, 2019	NOTRE DAME	L 6-9	9	17-9-0	5-5-0	Lee, J (L 0-1)	1285	3:21
* Mar 30, 2019	NOTRE DAME	w 11-2	9	18-9-0	6-5-0	Thomas, C (W 4-1)	1866	2:27
* Mar 31, 2019	NOTRE DAME	w 8-7	9	19-9-0	7-5-0	English, T (W 2-0)	1169	3:15
Apr 02, 2019	at #15 Auburn	w 9-3	9	20-9-0	7-5-0	Hughes, J (W 3-2)	3626	3:27
* Apr 05, 2019	#9 NORTH CAROLINA	L 4-11	9	20-10-0	7-6-0	Willingham (L 4-1)	1332	3:29
* Apr 06, 2019	#9 NORTH CAROLINA	w 11-10	9	21-10-0	8-6-0	Hughes, J (W 4-2)	1758	3:41
* Apr 07, 2019	#9 NORTH CAROLINA	w 10-5	9	22-10-0	9-6-0	Curry, X (W 4-0)	1442	3:14
Apr 09, 2019	at #2 Georgia	L 2-12	9	22-11-0	9-6-0	Willingham (L 4-2)	3009	3:01
* Apr 12, 2019	at Boston College	L 2-9	9	22-12-0	9-7-0	Curry, X (L 4-1)	178	2:35
* Apr 13, 2019	at Boston College	w 9-1	9	23-12-0	10-7-0	Thomas, C (W 5-1)	379	2:51
* Apr 14, 2019	at Boston College	w 7-0	9	24-12-0	11-7-0	Hurter, B (W 2-2)	318	2:33
Apr 16, 2019	#23 AUBURN	w 11-6	9	25-12-0	11-7-0	Hughes, J (W 5-2)	1657	4:11
* Apr 18, 2019	at Virginia Tech	L 2-3	9	25-13-0	11-8-0	Curry, X (L 4-2)	784	3:05
* Apr 20, 2019	at Virginia Tech-1	w 7-5	9	26-13-0	12-8-0	Thomas, C (W 6-1)	-	3:09
* Apr 20, 2019	at Virginia Tech-2	w 4-3	9	27-13-0	13-8-0	Hughes, J (W 6-2)	533	3:28
Apr 23, 2019	vs #4 Georgia	w 8-6	9	28-13-0	13-8-0	Chapman, H (W 1-0)	18861	3:44
* Apr 26, 2019	CLEMSON	w 8-7	9	29-13-0	14-8-0	Hughes, J (W 7-2)	1385	3:50
* Apr 27, 2019	CLEMSON	w 13-8	9	30-13-0	15-8-0	Chapman, H (W 2-0)	2237	3:22
* Apr 28, 2019	CLEMSON	L 7-11	9	30-14-0	15-9-0	Carpenter, M (L 0-1)	1863	3:14
May 03, 2019	WESTERN CAROLINA	w 25-4	9	31-14-0	15-9-0	Willingham (W 5-2)	1051	3:22
May 04, 2019	WESTERN CAROLINA	w 16-3	9	32-14-0	15-9-0	Thomas, C (W 7-1)	923	2:38
May 05, 2019	WESTERN CAROLINA	w 14-1	9	33-14-0	15-9-0	Roedig, C (W 2-1)	1088	2:48
* 5/10/19	at Duke	w 14-10	9	34-14-0	16-9-0	Willingham (W 6-2)	987	3:31
* 5/11/19	at Duke	w 15-3	9	35-14-0	17-9-0	Thomas, C (W 8-1)	703	3:14
* 5/12/19	at Duke	L 4-10	9	35-15-0	17-10-0	Bartnicki, L (L 1-1)	517	2:53
May 14, 2019	MERCER	w 7-1	9	36-15-0	17-10-0	Carpenter, M (W 1-1)	1033	2:43

* = Conference game

() extra inning game

2019 Georgia Tech Baseball
Overall Statistics for Georgia Tech (as of May 14, 2019)
(All games Sorted by Batting avg)

Record: 36-15 Home: 22-8 Away: 13-7 Neutral: 1-0 ACC: 17-10

Player	avg	gp-gs	ab	r	h	2b	3b	hr	rbi	tb	slg%	bb	hp	so	gdp	ob%	sf	sh	sb-att	po	a	e	fld%
Michael Guldborg	.379	49-48	174	49	66	6	2	0	28	76	.437	27	5	25	3	.464	5	7	5-5	39	3	1	.977
Jackson Webb	.356	36-24	90	21	32	2	2	1	15	41	.456	20	1	19	0	.469	2	5	8-10	54	54	6	.947
Tristin English	.324	47-47	176	49	57	15	2	15	57	121	.688	13	19	26	4	.414	7	0	0-1	349	21	4	.989
Nick Wilhite	.324	51-51	173	32	56	6	1	2	34	70	.405	34	2	34	5	.440	0	5	8-12	140	2	2	.986
Luke Waddell	.311	47-47	190	48	59	9	2	2	32	78	.411	37	5	20	2	.430	3	1	7-8	57	141	6	.971
Colin Hall	.298	51-51	198	37	59	14	0	3	35	82	.414	18	1	40	1	.355	3	3	2-2	64	4	4	.944
Kyle McCann	.297	51-51	182	48	54	9	0	21	61	126	.692	53	6	60	1	.463	3	0	0-0	376	40	3	.993
Baron Radcliff	.279	47-37	140	32	39	8	0	10	35	77	.550	40	0	47	0	.436	1	0	3-3	64	2	0	1.000
Austin Wilhite	.274	49-49	175	38	48	10	2	1	28	65	.371	33	3	48	3	.389	5	2	12-13	87	138	9	.962
Oscar Serratos	.246	36-34	130	17	32	4	1	2	20	44	.338	10	4	38	3	.315	2	0	4-4	13	45	12	.829
Chase Murray	.231	23-17	78	14	18	2	0	2	6	26	.333	7	0	18	3	.294	0	0	3-4	36	1	0	1.000

Micah Carpenter	.500	3-0	2	0	1	0	0	0	1	1	.500	0	0	0	0	.500	0	0	0-0	4	1	0	1.000
Charlie Benson	.286	17-0	7	1	2	0	0	0	1	2	.286	2	2	4	0	.545	0	0	1-1	6	4	1	.909
Jamie Taylor	.167	10-1	12	1	2	0	1	0	3	4	.333	1	0	4	0	.231	0	0	0-0	31	2	0	1.000
Paxton Rigby	.111	10-0	9	0	1	0	0	0	1	1	.111	0	0	2	0	.100	1	0	0-0	2	0	0	1.000
Cole Neuber	.077	15-0	13	1	1	0	0	1	1	4	.308	3	1	4	0	.294	0	0	0-0	3	0	0	1.000
Cameron Turley	.000	11-2	6	2	0	0	0	0	1	0	.000	4	0	5	0	.364	1	1	0-0	25	3	0	1.000
Ryan Miller	.000	4-0	4	0	0	0	0	0	0	0	.000	0	0	4	0	.000	0	0	0-0	4	0	0	1.000
Billy Zinnershine	.000	3-0	1	0	0	0	0	0	0	0	.000	1	0	0	0	.500	0	0	0-0	1	2	1	.750
Totals	.299	51	1760	390	527	85	13	60	359	818	.465	303	49	398	25	.410	33	24	53-63	1369	517	56	.971
Opponents	.265	51	1784	258	473	85	4	54	237	728	.408	168	30	435	32	.336	17	17	32-44	1321	459	53	.971

LOB - Team (458), Opp (389). DPs turned - Team (39), Opp (39). IBB - Team (21), McCann, K 15, Hall, Co 2, English, T 1, Neuber, C 1, Serratos, O 1, Murray, C 1, Opp (5). Picked off - Wilhite, N 2, English, T 1, Webb, J 1, Murray, C 1.

(All games Sorted by Earned run avg)

Player	era	w-l	app	gs	cq	sho	sv	ip	h	r	er	bb	so	2b	3b	hr	b/avg	wp	hp	bk	sfa	sha
Brant Hurter	2.42	2-2	10	9	0	0/1	0	48.1	37	18	13	14	58	3	1	1	.199	0	4	1	1	3
Connor Thomas	3.43	8-1	13	13	1	1/0	0	89.1	97	38	34	16	84	18	0	8	.270	3	3	0	1	2
Xzavion Curry	4.08	4-2	11	10	0	0/0	0	57.1	58	30	26	16	66	14	1	7	.262	4	4	0	4	2
Jonathan Hughes	4.75	7-2	20	0	0	0/0	0	41.2	52	26	22	19	35	13	1	2	.313	9	3	0	4	2
Amos Willingham	4.99	6-2	15	10	0	0/1	0	52.1	59	36	29	15	30	9	0	10	.282	3	3	1	2	1

Joseph Mannelly	0.00	0-0	3	0	0	0/1	0	2.2	2	0	0	0	2	0	0	0	.250	2	0	0	0	0
Robert Winborne	2.35	0-0	7	0	0	0/0	0	7.2	8	2	2	3	5	1	0	0	.286	0	0	0	0	0
Hugh Chapman	4.15	2-0	12	0	0	0/0	0	13.0	12	7	6	2	10	3	0	1	.235	2	1	0	0	0
Walker Barlow	4.50	0-0	5	0	0	0/0	0	4.0	3	2	2	1	0	0	0	1	.200	0	1	0	0	0
Tristin English	4.66	2-0	13	0	0	0/0	5	19.1	18	11	10	6	15	4	0	3	.250	1	0	1	2	1
Cort Roedig	4.66	2-1	12	7	0	0/0	0	36.2	28	23	19	18	33	6	1	6	.203	2	4	0	0	1
Micah Carpenter	5.14	1-1	16	0	0	0/0	1	21.0	25	12	12	9	32	4	0	5	.287	4	2	0	0	0
Luke Bartnicki	6.84	1-1	24	0	0	0/2	1	25.0	36	21	19	17	25	6	0	3	.353	1	1	0	1	1
Jake Lee	7.04	0-1	14	0	0	0/0	0	7.2	7	6	6	10	13	2	0	2	.233	3	0	0	0	0
Jake Brace	7.11	0-0	5	1	0	0/0	0	6.1	10	5	5	3	3	1	0	0	.400	1	1	0	0	1
Keyton Gibson	7.36	1-2	15	1	0	0/0	0	18.1	13	15	15	13	22	1	0	3	.206	2	3	1	1	3
Will Shirah	9.53	0-0	7	0	0	0/0	0	5.2	8	6	6	6	2	0	0	2	.333	3	0	0	1	0
Totals	4.46	36-15	51	51	1	3/2	7	456.1	473	258	226	168	435	85	4	54	.265	40	30	4	17	17
Opponents	7.15	15-36	51	51	0	1/1	4	440.1	527	390	350	303	398	85	13	60	.299	64	49	12	33	24

PB - Team (7), McCann, K 6, Taylor, J 1, Opp (15). Pickoffs - Team (7), Bartnicki, L 2, Gibson, K 1, Winborne, R 1, Hughes, J 1, McCann, K 1, Thomas, C 1, Opp (5). SBA/ATT - McCann, K (26-33), Thomas, C (5-7), Willingham (4-6), Hurter, B (6-6), Roedig, C (3-5), Curry, X (3-5), Turley, C (3-4), Hughes, J (3-4), Gibson, K (3-4), Bartnicki, L (3-4), Taylor, J (2-2), Lee, J (1-1), Brace, J (1-1), Winborne, R (0-1).

2019 Georgia Tech Baseball
Overall Statistics for Georgia Tech (as of May 14, 2019)
(All games Sorted by Fielding pct)

Player	c	po	a	e	fld%	dp	sba	csb	sba%	pb	ci
Baron Radcliff	66	64	2	0	1.000	0	0	0	.000	0	0
Chase Murray	37	36	1	0	1.000	0	0	0	.000	0	0
Jamie Taylor	33	31	2	0	1.000	0	2	0	1.000	1	0
Cameron Turley	28	25	3	0	1.000	0	3	1	.750	0	0
Connor Thomas	17	2	15	0	1.000	0	5	2	.714	0	0
Brant Hurter	7	0	7	0	1.000	0	6	0	1.000	0	0
Micah Carpenter	5	4	1	0	1.000	0	0	0	.000	0	0
Keyton Gibson	4	1	3	0	1.000	0	3	1	.750	0	0
Ryan Miller	4	4	0	0	1.000	0	0	0	.000	0	0
Robert Winborne	4	1	3	0	1.000	0	0	1	.000	0	0
Cole Neuber	3	3	0	0	1.000	0	0	0	.000	0	0
Paxton Rigby	2	2	0	0	1.000	1	0	0	.000	0	0
Jake Brace	1	0	1	0	1.000	0	1	0	1.000	0	0
Joseph Mannelly	1	1	0	0	1.000	0	0	0	.000	0	0
Kyle McCann	419	376	40	3	.993	2	26	7	.788	6	0
Tristin English	374	349	21	4	.989	27	0	0	.000	0	0
Nick Wilhite	144	140	2	2	.986	1	0	0	.000	0	0
Michael Guldberg	43	39	3	1	.977	2	0	0	.000	0	0
Luke Waddell	204	57	141	6	.971	29	0	0	.000	0	0
Austin Wilhite	234	87	138	9	.962	29	0	0	.000	0	0
Jackson Webb	114	54	54	6	.947	10	0	0	.000	0	0
Colin Hall	72	64	4	4	.944	0	0	0	.000	0	0
Charlie Benson	11	6	4	1	.909	2	0	0	.000	0	0
Amos Willingham	11	4	6	1	.909	0	4	2	.667	0	0
Xzavion Curry	8	3	4	1	.875	0	3	2	.600	0	0
Jonathan Hughes	6	1	4	1	.833	0	3	1	.750	0	0
Oscar Serratos	70	13	45	12	.829	1	0	0	.000	0	0
Luke Bartnicki	8	0	6	2	.750	0	3	1	.750	0	0
Cort Roedig	8	1	5	2	.750	0	3	2	.600	0	0
Billy Zinnershine	4	1	2	1	.750	0	0	0	.000	0	0
Walker Barlow	0	0	0	0	.000	0	0	0	.000	0	0
Hugh Chapman	0	0	0	0	.000	0	0	0	.000	0	0
Jake Lee	0	0	0	0	.000	0	1	0	1.000	0	0
Will Shirah	0	0	0	0	.000	0	0	0	.000	0	0
Totals	1942	1369	517	56	.971	39	32	12	.727	7	0
Opponents	1833	1321	459	53	.971	39	53	10	.841	15	0

Hitting minimums - 1 Games 1.5 AB/Game

Pitching minimums - 1 Games 0.8 IP/Game

2019 Georgia Tech Baseball
Games Summary for Georgia Tech (as of May 14, 2019)
(All games)

Score by innings	1	2	3	4	5	6	7	8	9	EX	Total
Georgia Tech	43	43	49	47	65	53	51	27	9	3	390
Opponents	27	20	31	22	25	29	35	41	28	0	258

Record when ...											
Overall	36-15							After 6 leading		33-2	
Conference	17-10						 trailing		1-10	
Non-Conference	19-5						 tied		2-3	
Home games	22-8							After 7 leading		31-4	
Away games	13-7						 trailing		0-10	
Neutral site	1-0						 tied		4-1	
Day games	24-7							After 8 leading		32-3	
Night games	12-8						 trailing		0-12	
vs Left starter	12-4						 tied		3-0	
vs Right starter	24-11										
1-Run games	9-4							Hit 0 home runs		10-9	
2-Run games	3-0							... 1 home run		13-3	
5+Run games	18-7							... 2+ home runs		13-3	
Extra innings	3-0										
Shutouts	3-1							Opponent 0 home runs		18-3	
							 1 home run		12-2	
Scoring 0-2 runs	0-7						 2+ HRs		6-10	
..... 3-5 runs	6-4										
..... 6-9 runs	15-4							Made 0 errors		15-4	
..... 10+ runs	15-0						 1 error		11-4	
							 2+ errors		10-7	
Opponent 0-2 runs	12-0										
..... 3-5 runs	14-3							Opp. made 0 errors		10-8	
..... 6-9 runs	8-8						 1 error		11-5	
..... 10+ runs	2-4						 2+ errors		15-2	
Scored in 1st inning	13-6							Out-hit opponent		28-3	
Opp. scored in 1st	7-11							Out-hit by opponent		6-12	
Scores first	25-5							Hits are tied		2-0	
Opp. scores first	11-10										

Record when team scores:											
Runs	0	1	2	3	4	5	6	7	8	9	10+
W-L	0-1	0-2	0-4	1-0	3-3	2-1	2-2	6-1	3-1	4-0	15-0

Record when opponent scores:											
Runs	0	1	2	3	4	5	6	7	8	9	10+
W-L	3-0	6-0	3-0	8-1	3-0	3-2	3-2	3-1	2-1	0-4	2-4

Record when leading after:											
Inn.	1	2	3	4	5	6	7	8			
W-L	12-2	22-1	24-3	28-3	35-3	33-2	31-4	32-3			

Record when trailing after:											
Inn.	1	2	3	4	5	6	7	8			
W-L	5-8	4-8	7-7	4-9	1-10	1-10	0-10	0-12			

Record when tied after:											
Inn.	1	2	3	4	5	6	7	8			
W-L	19-5	10-6	5-5	4-3	0-2	2-3	4-1	3-0			

Current winning streak: 1
Longest winning streak: 5
Longest losing streak: 2

Home attendance : 37937 (30 dates avg = 1264)
Away attendance : 42171 (20 dates avg = 2108)
Total attendance: 80108 (50 dates avg = 1602)

2019 Georgia Tech Baseball
Team Game-by-Game for Georgia Tech (as of May 14, 2019)
Batting (All games)

Date	Opponent	ab	r	h	rbi	2b	3b	hr	tb	bb	ibb	sb	cs	hbp	sac	sf	gdp	k	po	a	e	lob	avg
Feb 15	ILLINOIS-CHICAGO	33	6	10	6	1	0	3	20	4	1	1	0	2	0	1	0	5	27	4	1	10	.303
Feb 16	RICHMOND	32	1	5	0	1	1	0	8	7	0	1	0	1	0	0	0	5	27	13	1	12	.231
Feb 16	WEST VIRGINIA	40	5	10	4	2	0	1	15	4	2	0	0	1	0	0	1	5	33	12	5	9	.238
Feb 22	UCLA	35	4	7	4	1	0	2	14	3	1	0	0	0	1	1	0	11	33	15	1	6	.229
Feb 23	UCLA	29	2	4	2	1	0	0	5	5	0	0	0	0	1	1	1	8	27	10	0	7	.213
Feb 24	UCLA	31	0	4	0	1	0	0	5	4	0	1	0	1	1	0	0	9	27	8	2	10	.200
Feb 26	GEORGIA STATE	36	7	10	6	0	0	0	10	6	0	4	0	1	0	0	0	5	27	10	0	12	.212
Feb 27	at Georgia State	39	10	13	10	2	0	2	21	8	0	2	0	2	0	0	0	10	27	7	0	12	.229
Mar 01	NORTHWESTERN	39	12	16	12	4	1	2	28	4	0	1	0	3	1	0	0	7	27	8	2	11	.252
Mar 02	NORTHWESTERN	33	9	10	7	1	0	1	14	6	0	0	0	1	1	0	1	3	27	11	0	8	.256
Mar 02	NORTHWESTERN	32	1	6	1	1	1	0	9	0	0	0	0	0	0	0	1	12	27	9	2	4	.251
Mar 05	at Kennesaw State	42	10	14	9	1	0	1	18	6	1	1	0	0	1	0	0	9	27	7	0	12	.259
Mar 06	KENNESAW STATE	33	9	11	8	1	0	2	18	5	0	3	0	0	1	1	1	3	27	8	0	7	.264
*Mar 08	at Miami (FL)	36	5	10	5	1	0	3	20	4	1	0	0	1	2	0	0	10	30	8	0	8	.265
*Mar 09	at Miami (FL)	36	5	11	4	5	0	0	16	5	1	1	0	0	1	0	0	9	26	8	1	10	.268
*Mar 10	at Miami (FL)	36	6	12	6	1	0	1	16	5	0	1	0	1	0	0	3	6	24	7	2	9	.272
Mar 12	GEORGIA SOUTHERN	37	7	14	6	4	0	0	18	6	1	1	0	2	0	0	0	4	27	17	1	14	.279
*Mar 15	VIRGINIA	40	8	15	8	2	0	1	20	7	2	0	0	0	0	1	1	9	27	14	0	13	.285
*Mar 16	VIRGINIA	33	7	13	7	1	0	1	17	7	1	1	2	2	0	1	1	7	27	11	2	12	.290
*Mar 17	VIRGINIA	29	6	9	5	2	0	0	11	4	1	0	0	0	1	2	0	5	27	10	0	6	.291
Mar 19	at Mercer	41	14	18	13	5	0	1	26	9	1	3	0	0	1	1	0	9	27	15	2	11	.299
*Mar 22	at Louisville	32	3	5	3	2	0	1	10	3	0	0	0	0	0	1	0	18	27	3	0	6	.293
*Mar 23	at Louisville	32	4	8	4	0	0	1	11	5	1	1	0	1	0	1	2	5	27	16	1	8	.292
*Mar 24	at Louisville	33	4	7	3	0	1	0	9	5	1	3	0	0	0	1	0	10	26	9	0	8	.288
Mar 26	GEORGIA	27	11	9	10	1	0	2	16	7	1	0	0	0	0	2	0	9	21	7	0	6	.290
*Mar 29	NOTRE DAME	36	6	9	4	1	1	2	18	2	0	2	0	1	0	0	0	14	27	8	1	6	.288
*Mar 30	NOTRE DAME	38	11	16	11	1	0	1	20	5	0	0	0	1	1	1	0	3	27	12	1	11	.294
*Mar 31	NOTRE DAME	30	8	7	8	2	0	0	9	10	0	3	0	2	1	1	0	9	27	9	4	12	.292
Apr 02	at Auburn	34	9	9	8	3	0	0	12	9	0	1	0	2	1	0	0	9	27	16	0	10	.291
*Apr 05	NORTH CAROLINA	35	4	8	4	3	0	0	11	2	0	0	0	2	0	0	0	8	27	10	2	8	.289
*Apr 06	NORTH CAROLINA	39	11	16	10	5	1	1	26	5	0	1	0	1	1	1	1	7	27	6	0	10	.293
*Apr 07	NORTH CAROLINA	33	10	10	9	0	0	2	16	7	0	3	0	2	0	0	1	4	27	6	2	8	.293
Apr 09	at Georgia	31	2	6	2	1	0	2	13	3	0	0	0	1	0	0	1	7	24	10	2	6	.291
*Apr 12	at Boston College	32	2	7	2	1	0	0	8	2	0	3	0	1	0	0	1	11	24	10	2	6	.289
*Apr 13	at Boston College	38	9	13	9	1	0	1	17	5	0	1	0	0	1	0	0	9	27	13	1	8	.290
*Apr 14	at Boston College	29	7	6	5	1	0	0	7	9	2	1	0	4	2	0	2	8	27	11	0	10	.288
Apr 16	AUBURN	35	11	14	11	2	0	0	16	10	1	4	0	1	2	1	0	9	27	12	3	14	.292
*Apr 18	at Virginia Tech	29	2	5	2	0	0	0	5	7	0	2	0	1	0	1	1	7	24	11	0	9	.289
*Apr 20	at Virginia Tech	34	7	9	5	1	1	0	12	8	0	1	0	1	1	2	0	8	27	13	1	12	.288
*Apr 20	at Virginia Tech	33	4	8	4	1	0	0	9	8	1	1	1	0	0	0	0	10	27	8	0	10	.287
Apr 23	vs Georgia	28	8	6	8	1	1	1	12	9	0	0	0	2	2	1	0	7	27	12	1	10	.286
*Apr 26	CLEMSON	30	8	7	6	2	0	1	12	9	0	2	0	1	0	3	0	7	27	14	1	11	.285
*Apr 27	CLEMSON	39	13	14	12	2	1	2	24	7	1	0	0	0	0	0	0	8	27	14	2	9	.287
*Apr 28	CLEMSON	32	7	10	6	0	0	4	22	4	0	0	2	3	0	0	2	5	27	6	1	5	.287
May 03	WESTERN CAROLINA	38	25	18	23	0	2	6	40	12	0	0	0	1	0	5	0	4	27	13	0	7	.292
May 04	WESTERN CAROLINA	39	16	18	15	3	0	1	24	7	0	0	0	1	0	0	3	4	27	11	1	7	.296
May 05	WESTERN CAROLINA	38	14	14	14	3	0	4	29	6	0	0	0	0	0	0	0	7	27	5	2	6	.298
*5/10/19	at Duke	38	14	15	14	5	0	3	29	9	0	1	2	0	0	2	0	11	27	9	2	8	.300
*5/11/19	at Duke	41	15	15	14	4	0	3	28	9	0	0	2	0	0	0	0	12	27	12	0	8	.301
*5/12/19	at Duke	33	4	5	3	1	0	1	9	4	0	1	0	1	0	0	0	8	24	10	3	7	.299
May 14	MERCER	32	7	11	7	0	2	0	15	6	0	1	1	1	0	1	1	9	27	9	1	9	.299
Totals		1760	390	527	359	85	13	60	818	303	21	53	10	49	24	33	25	398	1369	517	56	458	.299

2019 Georgia Tech Baseball
Team Game-by-Game for Georgia Tech (as of May 14, 2019)
Pitching (All games)

Date	Opponent	ip	h	r	er	bb	so	2b	3b	hr	wp	bk	hbp	dp	ibb	score	w-l	sv	era
Feb 15	ILLINOIS-CHICAGO	9.0	6	3	3	1	14	0	0	1	0	0	1	1	0	6-3	1-0	1	3.00
Feb 16	RICHMOND	9.0	13	7	7	6	7	1	0	2	2	0	0	0	0	1-7	1-1	1	5.00
Feb 16	WEST VIRGINIA	11.0	6	4	1	2	18	2	0	1	0	0	0	0	0	5-4	2-1	1	3.41
Feb 22	UCLA	11.0	9	3	2	5	8	0	0	0	1	0	0	1	0	4-3	3-1	1	2.92
Feb 23	UCLA	9.0	13	8	8	2	7	4	0	2	2	1	0	0	1	2-8	3-2	1	3.86
Feb 24	UCLA	9.0	12	6	3	3	11	3	0	1	0	0	3	1	0	0-6	3-3	1	3.72
Feb 26	GEORGIA STATE	9.0	6	3	3	2	6	1	0	1	0	0	0	0	0	7-3	4-3	1	3.63
Feb 27	at Georgia State	9.0	6	0	0	0	10	1	0	0	2	0	0	0	0	10-0	5-3	1	3.20
Mar 01	NORTHWESTERN	9.0	5	1	1	4	8	0	0	0	0	0	1	2	0	12-1	6-3	1	2.96
Mar 02	NORTHWESTERN	9.0	7	2	2	2	8	3	0	0	1	0	0	2	0	9-2	7-3	1	2.87
Mar 02	NORTHWESTERN	9.0	10	5	5	1	14	2	0	0	0	0	0	0	0	1-5	7-4	1	3.06
Mar 05	at Kennesaw State	9.0	12	7	7	4	13	1	0	1	4	0	0	0	0	10-7	8-4	1	3.38
Mar 06	KENNESAW STATE	9.0	5	1	1	3	11	0	0	0	1	0	1	1	0	9-1	9-4	1	3.20
*Mar 08	at Miami (FL)	10.0	10	4	4	1	9	4	0	1	3	0	3	1	1	5-4	10-4	1	3.23
*Mar 09	at Miami (FL)	8.2	10	6	6	2	8	1	0	3	0	0	0	0	0	5-6	10-5	1	3.42
*Mar 10	at Miami (FL)	8.0	10	9	8	4	12	2	1	2	1	0	1	0	1	6-9	10-6	1	3.72
Mar 12	GEORGIA SOUTHERN	9.0	13	6	4	6	3	1	0	0	3	1	0	2	0	7-6	11-6	2	3.73
*Mar 15	VIRGINIA	9.0	13	9	9	2	3	3	0	1	1	0	1	1	0	8-9	11-7	2	4.02
*Mar 16	VIRGINIA	9.0	8	3	2	0	6	1	0	1	1	0	1	0	0	7-3	12-7	2	3.92
*Mar 17	VIRGINIA	9.0	11	5	5	2	8	1	0	1	0	0	2	2	0	6-5	13-7	3	3.97
Mar 19	at Mercer	9.0	8	8	5	5	7	0	0	3	0	0	0	1	0	14-8	14-7	3	4.02
*Mar 22	at Louisville	9.0	2	1	1	2	10	1	0	0	0	0	0	0	0	3-1	15-7	4	3.88
*Mar 23	at Louisville	9.0	5	0	0	2	5	1	0	0	0	0	0	0	0	4-0	16-7	4	3.72
*Mar 24	at Louisville	8.2	12	5	5	6	8	0	0	0	0	0	0	1	0	4-5	16-8	4	3.78
Mar 26	GEORGIA	7.0	6	2	2	2	8	3	0	0	0	0	0	0	0	11-2	17-8	4	3.74
*Mar 29	NOTRE DAME	9.0	13	9	8	7	12	3	0	2	2	0	1	2	0	6-9	17-9	4	3.90
*Mar 30	NOTRE DAME	9.0	9	2	2	2	10	2	0	0	0	0	0	1	0	11-2	18-9	4	3.83
*Mar 31	NOTRE DAME	9.0	6	7	4	6	6	0	0	1	0	0	1	0	0	8-7	19-9	4	3.84
Apr 02	at Auburn	9.0	11	3	3	3	9	1	0	0	1	0	0	1	0	9-3	20-9	4	3.81
*Apr 05	NORTH CAROLINA	9.0	13	11	9	8	6	2	0	3	1	0	1	1	1	4-11	20-10	4	3.98
*Apr 06	NORTH CAROLINA	9.0	14	10	10	6	11	5	0	0	1	0	0	1	0	11-10	21-10	4	4.17
*Apr 07	NORTH CAROLINA	9.0	6	5	5	4	12	2	0	2	1	0	1	0	0	10-5	22-10	4	4.20
Apr 09	at Georgia	8.0	14	12	10	7	4	0	0	2	1	0	0	1	0	2-12	22-11	4	4.39
*Apr 12	at Boston College	8.0	14	9	6	1	10	5	1	0	0	0	0	2	0	2-9	22-12	4	4.45
*Apr 13	at Boston College	9.0	6	1	1	2	8	1	0	0	0	0	0	0	0	9-1	23-12	4	4.35
*Apr 14	at Boston College	9.0	5	0	0	3	10	1	0	0	0	0	0	1	0	7-0	24-12	4	4.23
Apr 16	AUBURN	9.0	13	6	5	5	8	3	0	0	2	0	0	1	0	11-6	25-12	4	4.25
*Apr 18	at Virginia Tech	8.0	9	3	3	3	5	1	0	2	0	0	1	2	0	2-3	25-13	4	4.23
*Apr 20	at Virginia Tech	9.0	10	5	4	1	9	3	0	1	0	0	0	1	0	7-5	26-13	5	4.23
*Apr 20	at Virginia Tech	9.0	3	3	3	9	10	2	0	0	0	0	0	0	0	4-3	27-13	6	4.19
Apr 23	vs Georgia	9.0	10	6	5	6	6	0	0	3	2	0	0	1	1	8-6	28-13	7	4.21
*Apr 26	CLEMSON	9.0	13	7	7	4	11	4	0	4	0	0	0	0	0	8-7	29-13	7	4.28
*Apr 27	CLEMSON	9.0	14	8	8	2	9	1	0	2	0	0	2	2	0	13-8	30-13	7	4.37
*Apr 28	CLEMSON	9.0	15	11	10	2	9	3	1	2	1	1	2	0	0	7-11	30-14	7	4.50
May 03	WESTERN CAROLINA	9.0	7	4	4	2	3	1	0	2	0	0	0	1	0	25-4	31-14	7	4.49
May 04	WESTERN CAROLINA	9.0	8	3	3	1	9	0	0	1	2	0	3	3	0	16-3	32-14	7	4.45
May 05	WESTERN CAROLINA	9.0	5	1	0	2	11	2	0	0	1	0	1	0	0	14-1	33-14	7	4.36
*5/10/19	at Duke	9.0	11	10	9	5	8	2	0	1	2	1	2	1	0	14-10	34-14	7	4.45
*5/11/19	at Duke	9.0	13	3	3	1	3	3	0	1	0	0	1	0	0	15-3	35-14	7	4.42
*5/12/19	at Duke	8.0	9	10	9	5	4	2	0	4	1	0	0	1	0	4-10	35-15	7	4.53
May 14	MERCER	9.0	4	1	1	2	10	0	1	0	0	0	0	0	0	7-1	36-15	7	4.46
Totals		456.1	473	258	226	168	435	85	4	54	40	4	30	39	5	390-258	36-15	7	4.46

Record: 36-15 Home: 22-8 Away: 13-7 Neutral: 1-0 ACC: 17-10

Player	SEASON													CAREER												
	Avg	G-GS	AB	R	H	2B	3B	HR	RBI	BB	Hbp	SO	Sb-Att	Avg	G-GS	AB	R	H	2B	3B	HR	RBI	BB	Hbp	SO	Sb-Att
Michael Guldberg	.379	49-48	174	49	66	6	2	0	28	27	5	25	5-5	.377	77-58	212	61	80	8	2	2	37	35	8	31	6-6
Jackson Webb	.356	36-24	90	21	32	2	2	1	15	20	1	19	8-10	.356	36-24	90	21	32	2	2	1	15	20	1	19	8-10
Tristin English	.324	47-47	176	49	57	15	2	15	57	13	19	26	0-1	.304	161-159	624	117	190	53	3	26	161	29	34	98	1-3
Nick Wilhite	.324	51-51	173	32	56	6	1	2	34	34	2	34	8-12	.241	128-96	328	57	79	6	2	2	50	60	4	85	12-18
Luke Waddell	.311	47-47	190	48	59	9	2	2	32	37	5	20	7-8	.300	89-78	310	68	93	17	3	3	42	47	7	37	8-11
Colin Hall	.298	51-51	198	37	59	14	0	3	35	18	1	40	2-2	.291	107-102	382	58	111	23	1	5	59	38	3	77	5-7
Kyle McCann	.297	51-51	182	48	54	9	0	21	61	53	6	60	0-0	.274	153-138	493	125	135	20	1	45	127	123	16	156	1-1
Baron Radcliff	.279	47-37	140	32	39	8	0	10	35	40	0	47	3-3	.240	85-53	229	40	55	11	0	14	47	46	0	91	3-3
Austin Wilhite	.274	49-49	175	38	48	10	2	1	28	33	3	48	12-13	.287	162-161	586	100	168	37	4	8	83	79	7	160	16-21
Oscar Serratos	.246	36-34	130	17	32	4	1	2	20	10	4	38	4-4	.277	74-65	249	39	69	8	2	5	34	23	7	72	11-13
Chase Murray	.231	23-17	78	14	18	2	0	2	6	7	0	18	3-4	.296	124-116	453	80	134	21	4	10	69	41	2	95	10-14

Micah Carpenter	.500	3-0	2	0	1	0	0	0	1	0	0	0	0-0	.500	24-1	2	0	1	0	0	0	1	0	0	0	0-0
Charlie Benson	.286	17-0	7	1	2	0	0	0	1	2	2	4	1-1	.286	17-0	7	1	2	0	0	0	1	2	2	4	1-1
Jamie Taylor	.167	10-1	12	1	2	0	1	0	3	1	0	4	0-0	.182	21-1	22	1	4	0	1	0	3	1	0	8	0-0
Paxton Rigby	.111	10-0	9	0	1	0	0	0	1	0	0	2	0-0	.130	24-0	23	2	3	1	0	0	1	2	0	7	0-0
Cole Neuber	.077	15-0	13	1	1	0	0	1	1	3	1	4	0-0	.111	26-0	18	3	2	0	0	1	1	4	2	5	0-0
Cameron Turley	.000	11-2	6	2	0	0	0	0	1	4	0	5	0-0	.100	19-2	10	2	1	0	0	0	2	5	0	7	0-0
Ryan Miller	.000	4-0	4	0	0	0	0	0	0	0	0	4	0-0	.000	4-0	4	0	0	0	0	0	0	0	0	4	0-0
Billy Zinnershine	.000	3-0	1	0	0	0	0	0	0	1	0	0	0-0	.000	3-0	1	0	0	0	0	0	0	1	0	0	0-0
Totals	.299	51-51	1760	390	527	85	13	60	359	303	49	398	53-63													
Opponents	.265	51-51	1784	258	473	85	4	54	237	168	30	435	32-44													

(All games Sorted by Earned run avg)

[illegible]

(All games Sorted by Fielding pct)

Player	SEASON										CAREER									
	CH	PO	A	E	Fld%	SBA	CSB	SBA%	PB	CI	Ch	PO	A	E	Fld%	SBA	CSB	SBA%	PB	CI
Baron Radcliff	66	64	2	0	1.000	0	0	.000	0	0	106	101	3	2	.981	0	0	.000	0	0
Chase Murray	37	36	1	0	1.000	0	0	.000	0	0	204	194	6	4	.980	0	0	.000	0	0
Jamie Taylor	33	31	2	0	1.000	2	0	1.000	1	0	35	32	3	0	1.000	2	0	1.000	1	0
Cameron Turley	28	25	3	0	1.000	3	1	.750	0	0	39	36	3	0	1.000	3	1	.750	2	0
Connor Thomas	17	2	15	0	1.000	5	2	.714	0	0	37	4	30	3	.919	7	3	.700	0	0
Brant Hurter	7	0	7	0	1.000	6	0	1.000	0	0	15	1	12	2	.867	12	1	.923	0	0
Micah Carpenter	5	4	1	0	1.000	0	0	.000	0	0	22	11	8	3	.864	2	1	.667	0	0
Robert Winborne	4	1	3	0	1.000	0	1	.000	0	0	13	4	9	0	1.000	1	4	.200	0	0
Ryan Miller	4	4	0	0	1.000	0	0	.000	0	0	4	4	0	0	1.000	0	0	.000	0	0
Keyton Gibson	4	1	3	0	1.000	3	1	.750	0	0	30	4	21	5	.833	10	9	.526	0	0
Cole Neuber	3	3	0	0	1.000	0	0	.000	0	0	7	7	0	0	1.000	0	0	.000	0	0
Paxton Rigby	2	2	0	0	1.000	0	0	.000	0	0	16	14	2	0	1.000	0	0	.000	0	0
Jake Brace	1	0	1	0	1.000	1	0	1.000	0	0	1	0	1	0	1.000	1	0	1.000	0	0
Joseph Mannelly	1	1	0	0	1.000	0	0	.000	0	0	1	1	0	0	1.000	0	0	.000	0	0
Kyle McCann	419	376	40	3	.993	26	7	.788	6	0	1022	931	78	13	.987	39	14	.736	13	0
Tristin English	374	349	21	4	.989	0	0	.000	0	0	1056	972	74	10	.991	2	1	.667	0	0
Nick Wilhite	144	140	2	2	.986	0	0	.000	0	0	284	271	8	5	.982	0	0	.000	0	0
Michael Guldberg	43	39	3	1	.977	0	0	.000	0	0	71	65	4	2	.972	0	0	.000	0	0
Luke Waddell	204	57	141	6	.971	0	0	.000	0	0	297	75	207	15	.949	0	0	.000	0	0
Austin Wilhite	234	87	138	9	.962	0	0	.000	0	0	728	268	423	37	.949	0	0	.000	0	0
Jackson Webb	114	54	54	6	.947	0	0	.000	0	0	114	54	54	6	.947	0	0	.000	0	0
Colin Hall	72	64	4	4	.944	0	0	.000	0	0	163	149	9	5	.969	0	0	.000	0	0
Charlie Benson	11	6	4	1	.909	0	0	.000	0	0	11	6	4	1	.909	0	0	.000	0	0
Amos Willingham	11	4	6	1	.909	4	2	.667	0	0	11	4	6	1	.909	4	2	.667	0	0
Xzavion Curry	8	3	4	1	.875	3	2	.600	0	0	31	9	18	4	.871	10	5	.667	0	0
Jonathan Hughes	6	1	4	1	.833	3	1	.750	0	0	26	8	17	1	.962	3	3	.500	0	0
Oscar Serratos	70	13	45	12	.829	0	0	.000	0	0	159	42	93	24	.849	0	0	.000	0	0
Luke Bartnicki	8	0	6	2	.750	3	1	.750	0	0	8	0	6	2	.750	3	1	.750	0	0
Cort Roedig	8	1	5	2	.750	3	2	.600	0	0	8	1	5	2	.750	3	2	.600	0	0
Billy Zimmershine	4	1	2	1	.750	0	0	.000	0	0	4	1	2	1	.750	0	0	.000	0	0
Will Shirah	0	0	0	0	.000	0	0	.000	0	0	0	0	0	0	.000	0	0	.000	0	0
Hugh Chapman	0	0	0	0	.000	0	0	.000	0	0	5	3	2	0	1.000	0	0	.000	0	0
Walker Barlow	0	0	0	0	.000	0	0	.000	0	0	0	0	0	0	.000	0	0	.000	0	0
Jake Lee	0	0	0	0	.000	1	0	1.000	0	0	22	5	16	1	.955	13	2	.867	0	0
Totals	1942	1369	517	56	.971	32	12	.727	7	0										
Opponents	1833	1321	459	53	.971	53	10	.841	15	0										

2019 Georgia Tech Baseball
Individual Game-by-Game for Georgia Tech (as of May 14, 2019)

#28 Walker Barlow - 5 appearances (All games)

Date	Opponent	GS	IP	H	R	ER	BB	SO	2B	3B	HR	WP	BK	HBP	IBB	Score	W-L	Sv	ERA	NP
Mar 01	NORTHWESTERN		1.0	1	1	1	1	0	0	0	0	0	0	0	0	12-1	0-0	0	9.00	19
Apr 05	NORTH CAROLINA		0.2	0	0	0	0	0	0	0	0	0	0	0	1	4-11	0-0	0	5.40	12
Apr 09	at Georgia		0.1	0	0	0	0	0	0	0	0	0	0	0	0	2-12	0-0	0	4.50	4
May 03	WESTERN CAROLINA		1.0	1	0	0	0	0	0	0	0	0	0	0	0	25-4	0-0	0	3.00	8
5/12/19	at Duke		1.0	1	1	1	0	0	0	0	1	0	0	0	0	4-10	0-0	0	4.50	10
Totals		0	4.0	3	2	2	1	0	0	0	1	0	0	1	0	47-38	0-0	0	4.50	-

#27 Luke Bartnicki - 6 games (All games)

Date	Opponent	Pos	AB	R	H	RBI	2B	3B	HR	BB	SB	CS	HBP	SAC	SF	GDP	K	PO	A	E	Avg
Mar 15	VIRGINIA	p	0	0	0	0	0	0	0	0	0	0	0	0	0	0	0	0	2	0	.000
Mar 29	NOTRE DAME	p	0	0	0	0	0	0	0	0	0	0	0	0	0	0	0	0	0	1	.000
Apr 02	at Auburn	p	0	0	0	0	0	0	0	0	0	0	0	0	0	0	0	0	1	0	.000
Apr 06	NORTH CAROLINA	p	0	0	0	0	0	0	0	0	0	0	0	0	0	0	0	0	1	0	.000
Apr 26	CLEMSON	p	0	0	0	0	0	0	0	0	0	0	0	0	0	0	0	0	1	0	.000
5/12/19	at Duke	p	0	0	0	0	0	0	0	0	0	0	0	0	0	0	0	0	1	1	.000
Totals		Ogs	0	0	0	0	0	0	0	0	0	0	0	0	0	0	0	0	6	2	.000

On base pct. .000 • Slugging pct. .000

#27 Luke Bartnicki - 24 appearances (All games)

Date	Opponent	GS	IP	H	R	ER	BB	SO	2B	3B	HR	WP	BK	HBP	IBB	Score	W-L	Sv	ERA	NP
Feb 16	WEST VIRGINIA		0.1	0	0	0	0	1	0	0	0	0	0	0	0	5-4	1-0	0	0.00	6
Feb 22	UCLA		0.1	1	1	1	1	0	0	0	0	0	0	0	0	4-3	1-0	0	13.50	7
Feb 24	UCLA		0.0	0	0	0	0	0	0	0	0	0	0	1	0	0-6	1-0	0	13.50	5
Feb 27	at Georgia State		2.0	1	0	0	0	3	1	0	0	0	0	0	0	10-0	1-0	0	3.38	26
Mar 02	NORTHWESTERN-2		0.2	1	0	0	0	1	0	0	0	0	0	0	0	1-5	1-0	0	2.70	12
Mar 05	at Kennesaw State		1.2	2	3	3	2	3	0	0	0	1	0	0	0	10-7	1-0	0	7.20	42
Mar 10	at Miami (FL)		0.1	1	1	1	2	1	0	0	0	0	0	0	0	6-9	1-0	0	8.44	17
Mar 12	GEORGIA SOUTHERN		0.1	0	0	0	0	1	0	0	0	0	0	0	0	7-6	1-0	1	7.94	5
Mar 15	VIRGINIA		1.0	2	1	1	0	0	0	0	0	0	0	0	0	8-9	1-0	1	8.10	12
Mar 17	VIRGINIA		1.0	1	1	1	1	0	0	0	0	0	0	0	0	6-5	1-0	1	8.22	15
Mar 24	at Louisville		1.0	3	0	0	1	1	0	0	0	0	0	0	0	4-5	1-0	1	7.27	22
Mar 29	NOTRE DAME		1.0	2	2	1	1	2	1	0	0	0	0	0	0	6-9	1-0	1	7.45	21
Apr 02	at Auburn		2.2	2	0	0	2	2	0	0	0	0	0	0	0	9-3	1-0	1	5.84	54
Apr 06	NORTH CAROLINA		0.2	3	2	2	1	1	1	0	0	0	0	0	0	11-10	1-0	1	6.92	29
Apr 07	NORTH CAROLINA		0.2	1	0	0	0	2	1	0	0	0	0	0	0	10-5	1-0	1	6.59	13
Apr 09	at Georgia		1.0	3	2	2	1	0	0	0	0	0	0	0	0	2-12	1-0	1	7.36	27
Apr 14	at Boston College		2.0	3	0	0	0	1	1	0	0	0	0	0	0	7-0	1-0	1	6.48	23
Apr 18	at Virginia Tech		2.0	2	0	0	0	1	0	0	0	0	0	0	0	2-3	1-0	1	5.79	27
Apr 20	at Virginia Tech-2		0.1	1	2	2	1	1	0	0	0	0	0	0	0	4-3	1-0	1	6.63	13
Apr 23	vs Georgia		1.1	2	1	1	1	2	0	0	1	0	0	0	1	8-6	1-0	1	6.64	25
Apr 26	CLEMSON		0.2	0	0	0	1	0	0	0	0	0	0	0	0	8-7	1-0	1	6.43	9
May 03	WESTERN CAROLINA		1.0	0	0	0	1	0	0	0	0	0	0	0	0	25-4	1-0	1	6.14	19
5/12/19	at Duke		2.0	5	5	4	1	0	1	0	2	0	0	0	0	4-10	1-1	1	7.12	41
May 14	MERCER		1.0	0	0	0	0	2	0	0	0	0	0	0	0	7-1	1-1	1	6.84	10
Totals		0	25.0	36	21	19	17	25	6	0	3	1	0	1	1	164-132	1-1	1	6.84	-

2019 Georgia Tech Baseball
Individual Game-by-Game for Georgia Tech (as of May 14, 2019)

#9 Charlie Benson - 17 games (All games)

Date	Opponent	Pos	AB	R	H	RBI	2B	3B	HR	BB	SB	CS	HBP	SAC	SF	GDP	K	PO	A	E	Avg
Feb 22	UCLA	2b	0	0	0	0	0	0	0	0	0	0	0	0	0	0	0	2	0	0	.000
Feb 24	UCLA	2b	0	0	0	0	0	0	0	1	0	0	0	0	0	0	0	0	0	0	.000
Feb 27	at Georgia State	ph/3b	0	1	0	0	0	0	0	0	0	0	1	0	0	0	0	1	0	0	.000
Mar 01	NORTHWESTERN	3b	1	0	0	0	0	0	0	0	0	0	0	0	0	0	1	0	0	0	.000
Mar 05	at Kennesaw State	3b	0	0	0	0	0	0	0	0	0	0	0	0	0	0	0	0	0	0	.000
Mar 06	KENNESAW STATE	3b	0	0	0	0	0	0	0	0	0	0	0	0	0	0	0	0	0	0	.000
Mar 30	NOTRE DAME	ph/2b	1	0	1	0	0	0	0	0	0	0	0	0	0	0	0	0	0	0	.500
Apr 09	at Georgia	ph/2b	1	0	0	0	0	0	0	0	0	0	0	0	0	0	1	0	0	0	.333
Apr 14	at Boston College	3b	1	0	0	0	0	0	0	1	1	0	1	0	0	0	1	2	2	0	.250
Apr 18	at Virginia Tech	3b	0	0	0	0	0	0	0	0	0	0	0	0	0	0	0	0	0	0	.250
Apr 20	at Virginia Tech-2	ph/dh	2	0	1	1	0	0	0	0	0	0	0	0	0	0	1	0	0	0	.333
Apr 28	CLEMSON	3b	0	0	0	0	0	0	0	0	0	0	0	0	0	0	0	0	0	0	.333
May 03	WESTERN CAROLINA	2b	1	0	0	0	0	0	0	0	0	0	0	0	0	0	0	1	2	0	.286
May 04	WESTERN CAROLINA	2b	0	0	0	0	0	0	0	0	0	0	0	0	0	0	0	0	0	0	.286
May 05	WESTERN CAROLINA	3b	0	0	0	0	0	0	0	0	0	0	0	0	0	0	0	0	0	1	.286
5/10/19	at Duke	3b	0	0	0	0	0	0	0	0	0	0	0	0	0	0	0	0	0	0	.286
5/11/19	at Duke	ss	0	0	0	0	0	0	0	0	0	0	0	0	0	0	0	0	0	0	.286
Totals		Ogs	7	1	2	1	0	0	0	2	1	0	2	0	0	0	4	6	4	1	.286

On base pct. .545 • Slugging pct. .286

#39 Jake Brace - 1 game (All games)

Date	Opponent	Pos	AB	R	H	RBI	2B	3B	HR	BB	SB	CS	HBP	SAC	SF	GDP	K	PO	A	E	Avg
Apr 12	at Boston College	p	0	0	0	0	0	0	0	0	0	0	0	0	0	0	0	0	1	0	.000
Totals		Ogs	0	0	0	0	0	0	0	0	0	0	0	0	0	0	0	0	1	0	.000

On base pct. .000 • Slugging pct. .000

#39 Jake Brace - 5 appearances (All games)

Date	Opponent	GS	IP	H	R	ER	BB	SO	2B	3B	HR	WP	BK	HBP	IBB	Score	W-L	Sv	ERA	NP
Mar 01	NORTHWESTERN		2.0	1	0	0	0	1	0	0	0	0	0	1	0	12-1	0-0	0	0.00	27
Mar 29	NOTRE DAME		1.0	2	0	0	1	0	0	0	0	1	0	0	0	6-9	0-0	0	0.00	17
Apr 02	at Auburn	*	1.1	5	3	3	1	0	1	0	0	0	0	0	0	9-3	0-0	0	6.23	37
Apr 12	at Boston College		1.0	2	2	2	1	2	0	0	0	0	0	0	0	2-9	0-0	0	8.44	22
May 03	WESTERN CAROLINA		1.0	0	0	0	0	0	0	0	0	0	0	0	0	25-4	0-0	0	7.11	15
Totals		1	6.1	10	5	5	3	3	1	0	0	1	0	1	0	54-26	0-0	0	7.11	-

#40 Micah Carpenter - 6 games (All games)

Date	Opponent	Pos	AB	R	H	RBI	2B	3B	HR	BB	SB	CS	HBP	SAC	SF	GDP	K	PO	A	E	Avg
Feb 16	RICHMOND	p	0	0	0	0	0	0	0	0	0	0	0	0	0	0	0	2	1	0	.000
Mar 01	NORTHWESTERN	of	1	0	0	0	0	0	0	0	0	0	0	0	0	0	0	0	0	0	.000
Apr 20	at Virginia Tech-2	p	0	0	0	0	0	0	0	0	0	0	0	0	0	0	0	1	0	0	.000
May 03	WESTERN CAROLINA	ph/of	1	0	1	1	0	0	0	0	0	0	0	0	0	0	0	0	0	0	.500
May 05	WESTERN CAROLINA	of	0	0	0	0	0	0	0	0	0	0	0	0	0	0	0	0	0	0	.500
May 14	MERCER	p	0	0	0	0	0	0	0	0	0	0	0	0	0	0	0	1	0	0	.500
Totals		Ogs	2	0	1	1	0	0	0	0	0	0	0	0	0	0	0	4	1	0	.500

On base pct. .500 • Slugging pct. .500

2019 Georgia Tech Baseball
Individual Game-by-Game for Georgia Tech (as of May 14, 2019)

#40 Micah Carpenter - 16 appearances (All games)

Date	Opponent	GS	IP	H	R	ER	BB	SO	2B	3B	HR	WP	BK	HBP	IBB	Score	W-L	Sv	ERA	NP
Feb 16	RICHMOND		3.0	3	1	1	2	4	0	0	0	0	0	0	0	1-7	0-0	0	3.00	54
Feb 23	UCLA		0.2	2	1	1	0	0	0	0	1	0	0	0	0	2-8	0-0	0	4.91	10
Mar 05	at Kennesaw State		2.1	5	3	3	1	7	1	0	1	3	0	0	0	10-7	0-0	0	7.50	56
Mar 10	at Miami (FL)		0.2	2	1	1	0	1	0	0	1	0	0	0	0	6-9	0-0	0	8.10	12
Mar 19	at Mercer		1.0	0	0	0	1	0	0	0	0	0	0	0	0	14-8	0-0	0	7.04	20
Mar 29	NOTRE DAME		1.0	1	0	0	0	1	0	0	0	0	0	0	0	6-9	0-0	0	6.23	11
Apr 05	NORTH CAROLINA		1.1	2	1	1	0	2	1	0	1	0	0	0	0	4-11	0-0	0	6.30	20
Apr 09	at Georgia		0.2	0	0	0	0	2	0	0	0	0	0	0	0	2-12	0-0	0	5.91	8
Apr 13	at Boston College		2.0	1	0	0	1	4	1	0	0	0	0	0	0	9-1	0-0	0	4.97	35
Apr 16	AUBURN		1.0	2	0	0	0	2	0	0	0	0	0	0	0	11-6	0-0	0	4.61	20
Apr 20	at Virginia Tech-2		1.0	0	0	0	1	0	0	0	0	0	0	0	0	4-3	0-0	1	4.30	19
Apr 23	vs Georgia		0.1	2	0	0	0	0	0	0	0	0	0	0	0	8-6	0-0	1	4.20	14
Apr 28	CLEMSON		1.0	4	4	4	1	1	1	0	1	1	0	0	0	7-11	0-1	1	6.19	30
May 04	WESTERN CAROLINA		2.0	1	0	0	0	4	0	0	0	0	0	2	0	16-3	0-1	1	5.50	35
5/10/19	at Duke		0.0	0	1	1	2	0	0	0	0	0	0	0	0	14-10	0-1	1	6.00	13
May 14	MERCER		3.0	0	0	0	0	4	0	0	0	0	0	0	0	7-1	1-1	1	5.14	30
Totals		0	21.0	25	12	12	9	32	4	0	5	4	0	2	0	121-112	1-1	1	5.14	-

#15 Hugh Chapman - 12 appearances (All games)

Date	Opponent	GS	IP	H	R	ER	BB	SO	2B	3B	HR	WP	BK	HBP	IBB	Score	W-L	Sv	ERA	NP
Feb 23	UCLA		1.0	1	0	0	0	0	1	0	0	0	0	0	0	2-8	0-0	0	0.00	14
Feb 24	UCLA		0.1	0	0	0	0	0	0	0	0	0	0	0	0	0-6	0-0	0	0.00	4
Mar 02	NORTHWESTERN-2		0.2	1	0	0	0	0	0	0	0	0	0	0	0	1-5	0-0	0	0.00	12
Mar 06	KENNESAW STATE		1.1	2	1	1	2	3	0	0	0	0	0	0	0	9-1	0-0	0	2.70	42
Mar 16	VIRGINIA		1.2	1	1	0	0	0	0	0	0	1	0	0	0	7-3	0-0	0	1.80	19
Mar 31	NOTRE DAME		1.0	2	2	2	0	1	0	0	1	0	0	0	0	8-7	0-0	0	4.50	24
Apr 06	NORTH CAROLINA		0.1	0	0	0	0	0	0	0	0	0	0	0	0	11-10	0-0	0	4.26	7
Apr 16	AUBURN		1.0	2	1	1	0	1	1	0	0	1	0	0	0	11-6	0-0	0	4.91	15
Apr 23	vs Georgia		1.2	1	0	0	0	1	0	0	0	0	0	0	0	8-6	1-0	0	4.00	21
Apr 26	CLEMSON		0.1	0	0	0	0	1	0	0	0	0	0	0	0	8-7	1-0	0	3.86	4
Apr 27	CLEMSON		1.2	1	2	2	0	0	1	0	0	0	0	1	0	13-8	2-0	0	4.91	23
May 05	WESTERN CAROLINA		2.0	1	0	0	0	3	0	0	0	0	0	0	0	14-1	2-0	0	4.15	28
Totals		0	13.0	12	7	6	2	10	3	0	1	2	0	1	0	92-68	2-0	0	4.15	-

#1 Xzavion Curry - 5 games (All games)

Date	Opponent	Pos	AB	R	H	RBI	2B	3B	HR	BB	SB	CS	HBP	SAC	SF	GDP	K	PO	A	E	Avg
Feb 22	UCLA	*p	0	0	0	0	0	0	0	0	0	0	0	0	0	0	0	0	0	1	.000
Mar 08	at Miami (FL)	*p	0	0	0	0	0	0	0	0	0	0	0	0	0	0	0	1	0	0	.000
Mar 15	VIRGINIA	*p	0	0	0	0	0	0	0	0	0	0	0	0	0	0	0	0	1	0	.000
Apr 12	at Boston College	*p	0	0	0	0	0	0	0	0	0	0	0	0	0	0	0	0	2	0	.000
Apr 18	at Virginia Tech	*p	0	0	0	0	0	0	0	0	0	0	0	0	0	0	0	2	1	0	.000
Totals		5gs	0	0	0	0	0	0	0	0	0	0	0	0	0	0	0	3	4	1	.000

On base pct. .000 • Slugging pct. .000

#1 Xzavion Curry - 11 appearances (All games)

Date	Opponent	GS	IP	H	R	ER	BB	SO	2B	3B	HR	WP	BK	HBP	IBB	Score	W-L	Sv	ERA	NP
Feb 15	ILLINOIS-CHICAGO	*	5.0	5	2	2	0	9	0	0	1	0	0	0	0	6-3	1-0	0	3.60	88
Feb 22	UCLA	*	5.0	5	2	1	3	4	0	0	0	1	0	0	0	4-3	1-0	0	2.70	91
Mar 01	NORTHWESTERN	*	5.0	2	0	0	2	7	0	0	0	0	0	0	0	12-1	2-0	0	1.80	93
Mar 08	at Miami (FL)	*	6.1	7	4	4	0	9	2	0	1	2	0	2	0	5-4	2-0	0	2.95	106
Mar 15	VIRGINIA	*	6.0	8	5	5	2	3	2	0	1	0	0	0	0	8-9	2-0	0	3.95	109
Mar 22	at Louisville	*	8.0	1	1	1	2	9	1	0	0	0	0	0	0	3-1	3-0	0	3.31	113
Mar 29	NOTRE DAME	*	4.0	5	4	4	2	5	1	0	1	0	0	1	0	6-9	3-0	0	3.89	77
Apr 07	NORTH CAROLINA	*	3.0	1	0	0	2	7	0	0	0	1	0	0	0	10-5	4-0	0	3.61	62
Apr 12	at Boston College	*	5.0	11	7	4	0	4	5	1	0	0	0	0	0	2-9	4-1	0	3.99	82
Apr 18	at Virginia Tech	*	6.0	7	3	3	3	4	1	0	2	0	0	1	0	2-3	4-2	0	4.05	93
Apr 26	CLEMSON	*	4.0	6	2	2	0	5	2	0	1	0	0	0	0	8-7	4-2	0	4.08	72
Totals		10	57.1	58	30	26	16	66	14	1	7	4	0	4	0	66-54	4-2	0	4.08	-

2019 Georgia Tech Baseball
Individual Game-by-Game for Georgia Tech (as of May 14, 2019)

#11 Tristin English - 47 games (All games)

Date	Opponent	Pos	AB	R	H	RBI	2B	3B	HR	BB	SB	CS	HBP	SAC	SF	GDP	K	PO	A	E	Avg
Feb 15	ILLINOIS-CHICAGO	*1b/p	3	1	0	1	0	0	0	1	0	0	1	0	0	0	0	2	0	0	.000
Feb 16	RICHMOND	*1b	4	0	2	0	1	0	0	0	0	0	1	0	0	0	0	6	2	0	.286
Feb 16	WEST VIRGINIA	*1b/p	4	2	1	0	0	0	0	0	0	0	1	0	0	0	10	1	0	0	.273
Feb 22	UCLA	*1b/p	5	0	0	0	0	0	0	0	0	0	0	0	0	0	2	7	3	0	.188
Feb 23	UCLA	*1b	3	0	0	1	0	0	0	0	0	0	0	0	1	1	0	8	0	0	.158
Feb 24	UCLA	*1b	4	0	0	0	0	0	0	0	0	0	0	0	0	0	1	6	0	0	.130
Feb 26	GEORGIA STATE	*1b/p	4	1	1	0	0	0	0	0	0	0	1	0	0	0	0	6	0	0	.148
Feb 27	at Georgia State	*1b	3	1	1	2	0	0	1	0	0	0	1	0	0	0	0	6	0	0	.167
Mar 01	NORTHWESTERN	*1b	1	2	0	0	0	0	0	2	0	0	2	0	0	0	1	4	0	1	.161
Mar 02	NORTHWESTERN-1	*1b	5	0	0	0	0	0	0	0	0	0	0	0	0	0	2	12	1	0	.139
Mar 02	NORTHWESTERN-2	*1b/p	4	0	2	0	0	1	0	0	0	0	0	0	0	0	1	9	0	0	.175
Mar 05	at Kennesaw State	*1b	4	2	3	1	1	0	0	1	0	0	0	0	0	0	0	6	0	0	.227
Mar 06	KENNESAW STATE	*1b	3	1	0	0	0	0	0	1	0	0	0	0	0	0	0	7	0	0	.213
Mar 08	at Miami (FL)	*1b	5	2	2	3	0	0	2	0	0	0	0	0	0	0	1	5	2	0	.231
Mar 09	at Miami (FL)	*1b	5	1	2	0	1	0	0	0	0	0	0	0	0	0	1	7	1	0	.246
Mar 10	at Miami (FL)	*1b	3	1	1	2	0	0	1	0	0	0	1	0	0	1	0	6	0	0	.250
Mar 12	GEORGIA SOUTHERN	*1b	4	1	2	1	2	0	0	0	0	0	1	0	0	0	0	9	0	1	.266
Mar 15	VIRGINIA	*1b	5	2	3	2	1	0	0	1	0	0	0	0	0	0	0	11	0	0	.290
Mar 16	VIRGINIA	*1b	3	0	0	0	0	0	0	0	0	0	2	0	0	1	1	13	0	0	.278
Mar 17	VIRGINIA	*1b/p	2	0	0	1	0	0	0	1	0	0	0	0	1	0	0	9	0	0	.270
Mar 19	at Mercer	*1b	6	0	1	0	1	0	0	0	0	0	0	0	0	0	3	13	1	0	.262
Mar 22	at Louisville	*1b/p	3	1	0	0	0	0	0	1	0	0	0	0	0	0	1	1	1	0	.253
Mar 23	at Louisville	*1b	3	0	0	0	0	0	0	1	0	0	0	0	0	1	0	14	1	0	.244
Mar 24	at Louisville	*1b	3	0	1	3	0	0	0	0	0	0	0	0	1	0	0	7	0	0	.247
Mar 26	GEORGIA	*1b	2	1	0	3	0	0	0	0	0	0	0	0	2	0	1	4	1	0	.242
Mar 29	NOTRE DAME	*1b	4	3	3	3	1	0	2	0	0	0	0	0	0	0	0	7	0	0	.263
Mar 30	NOTRE DAME	*1b	4	2	2	2	0	0	0	0	0	0	0	0	0	0	0	9	0	0	.273
Mar 31	NOTRE DAME	*1b/p	4	2	2	0	0	0	0	0	0	0	1	0	0	0	1	8	0	0	.282
Apr 02	at Auburn	*1b	3	0	1	2	1	0	0	2	0	0	0	0	0	0	1	9	0	0	.283
Apr 05	NORTH CAROLINA	*1b	4	1	1	0	0	0	0	0	0	0	0	0	0	0	0	11	0	2	.282
Apr 06	NORTH CAROLINA	*1b	5	5	4	3	1	1	1	0	0	0	0	0	0	0	0	7	0	0	.304
Apr 07	NORTH CAROLINA	*1b/p	3	1	2	4	0	0	1	0	0	0	2	0	0	0	1	5	1	0	.314
Apr 09	at Georgia	*1b	2	1	1	1	0	0	1	0	0	0	1	0	0	0	0	9	1	0	.317
Apr 12	at Boston College	*1b	3	1	1	0	0	0	0	1	0	0	0	0	0	0	1	8	0	0	.317
Apr 13	at Boston College	*1b	5	1	1	0	1	0	0	0	0	0	0	0	0	0	1	11	0	0	.312
Apr 14	at Boston College	*1b	1	0	0	1	0	0	0	0	0	0	1	0	0	0	1	3	0	0	.310
Apr 23	vs Georgia	*dh/p	4	0	0	1	0	0	0	0	0	0	1	0	0	0	0	0	0	0	.301
Apr 26	CLEMSON	*dh/p	4	2	2	1	1	0	0	0	0	0	0	0	1	0	1	0	0	0	.307
Apr 27	CLEMSON	*1b	5	2	2	5	0	0	1	0	0	0	0	0	0	0	0	10	1	0	.310
Apr 28	CLEMSON	*1b	3	2	2	4	0	0	2	0	0	0	1	0	0	0	1	5	0	0	.317
May 03	WESTERN CAROLINA	*1b	3	2	2	3	0	0	1	0	0	0	0	0	1	0	0	10	0	0	.324
May 04	WESTERN CAROLINA	*1b	5	0	0	0	0	0	0	0	0	0	0	0	0	0	1	5	0	0	.314
May 05	WESTERN CAROLINA	*1b	4	2	2	4	1	0	1	0	0	0	0	0	0	0	0	5	0	0	.318
5/10/19	at Duke	*1b/p	6	2	2	2	0	0	1	0	0	0	0	0	0	0	2	6	1	0	.319
5/11/19	at Duke	*1b	5	1	2	0	2	0	0	1	0	0	0	0	0	0	0	13	2	0	.321
5/12/19	at Duke	*1b	3	0	1	1	0	0	0	0	0	0	1	0	0	0	0	11	0	0	.322
May 14	MERCER	*1b	5	0	2	0	0	0	0	0	0	1	0	0	0	0	0	9	1	0	.324
Totals		47gs	176	49	57	57	15	2	15	13	0	1	19	0	7	4	26	349	21	4	.324

On base pct. .414 • Slugging pct. .688

#11 Tristin English - 13 appearances (All games)

Date	Opponent	GS	IP	H	R	ER	BB	SO	2B	3B	HR	WP	BK	HBP	IBB	Score	W-L	Sv	ERA	NP
Feb 15	ILLINOIS-CHICAGO		1.0	0	0	0	0	1	0	0	0	0	0	0	0	6-3	0-0	1	0.00	9
Feb 16	WEST VIRGINIA		2.0	1	1	1	0	4	0	0	1	0	0	0	0	5-4	0-0	1	3.00	25
Feb 22	UCLA		3.0	2	0	0	0	2	0	0	0	0	0	0	0	4-3	1-0	1	1.50	29
Feb 26	GEORGIA STATE		2.0	3	2	2	0	1	1	0	0	0	0	0	0	7-3	1-0	1	3.38	21
Mar 02	NORTHWESTERN-2		0.1	2	2	2	0	0	2	0	0	0	0	0	0	1-5	1-0	1	5.40	10
Mar 17	VIRGINIA		1.0	2	0	0	0	1	0	0	0	0	0	0	0	6-5	1-0	2	4.82	17
Mar 22	at Louisville		1.0	1	0	0	0	1	0	0	0	0	0	0	0	3-1	1-0	3	4.35	13
Mar 31	NOTRE DAME		2.0	1	2	1	3	2	0	0	0	0	0	0	0	8-7	2-0	3	4.38	44
Apr 07	NORTH CAROLINA		1.0	2	1	1	1	0	1	0	0	0	0	0	0	10-5	2-0	3	4.72	25
Apr 20	at Virginia Tech-1		1.0	0	0	0	0	0	0	0	0	0	0	0	0	7-5	2-0	4	4.40	11
Apr 23	vs Georgia		2.0	1	0	0	1	0	0	0	0	0	0	0	0	8-6	2-0	5	3.86	32
Apr 26	CLEMSON		2.0	3	3	3	1	2	0	0	2	0	0	0	0	8-7	2-0	5	4.91	40
5/10/19	at Duke		1.0	0	0	0	0	1	0	0	0	1	1	0	0	14-10	2-0	5	4.66	14
Totals		0	19.1	18	11	10	6	15	4	0	3	1	1	0	0	87-64	2-0	5	4.66	-

2019 Georgia Tech Baseball
Individual Game-by-Game for Georgia Tech (as of May 14, 2019)

#37 Keyton Gibson - 3 games (All games)

Date	Opponent	Pos	AB	R	H	RBI	2B	3B	HR	BB	SB	CS	HBP	SAC	SF	GDP	K	PO	A	E	Avg
Mar 12	GEORGIA SOUTHERN	p	0	0	0	0	0	0	0	0	0	0	0	0	0	0	0	1	1	0	.000
Apr 28	CLEMSON	p	0	0	0	0	0	0	0	0	0	0	0	0	0	0	0	0	1	0	.000
May 14	MERCER	*p	0	0	0	0	0	0	0	0	0	0	0	0	0	0	0	0	1	0	.000
Totals		1gs	0	0	0	0	0	0	0	0	0	0	0	0	0	0	0	1	3	0	.000

On base pct. .000 • Slugging pct. .000

#37 Keyton Gibson - 15 appearances (All games)

Date	Opponent	GS	IP	H	R	ER	BB	SO	2B	3B	HR	WP	BK	HBP	IBB	Score	W-L	Sv	ERA	NP
Feb 16	WEST VIRGINIA		1.2	0	0	0	0	3	0	0	0	0	0	0	0	5-4	0-0	0	0.00	19
Feb 24	UCLA		0.2	0	0	0	0	1	0	0	0	0	0	1	0	0-6	0-0	0	0.00	9
Feb 26	GEORGIA STATE		3.0	0	0	0	1	4	0	0	0	0	0	0	0	7-3	1-0	0	0.00	35
Mar 02	NORTHWESTERN-2		0.0	2	3	3	1	0	0	0	0	0	0	0	0	1-5	1-1	0	5.06	13
Mar 09	at Miami (FL)		2.2	3	3	3	1	3	0	0	2	0	0	0	0	5-6	1-2	0	6.75	54
Mar 12	GEORGIA SOUTHERN		0.2	0	0	0	2	0	0	0	0	1	1	0	0	7-6	1-2	0	6.23	19
Mar 15	VIRGINIA		0.2	0	0	0	0	0	0	0	0	0	0	0	0	8-9	1-2	0	5.79	1
Mar 17	VIRGINIA		0.0	1	2	2	0	0	0	0	1	0	0	1	0	6-5	1-2	0	7.71	8
Mar 29	NOTRE DAME		1.0	0	0	0	0	3	0	0	0	0	0	0	0	6-9	1-2	0	6.97	17
Apr 02	at Auburn		2.0	0	0	0	0	3	0	0	0	0	0	0	0	9-3	1-2	0	5.84	30
Apr 06	NORTH CAROLINA		0.1	0	2	2	2	0	0	0	0	0	0	0	0	11-10	1-2	0	7.11	14
Apr 09	at Georgia		1.0	3	5	5	4	0	0	0	0	1	0	0	0	2-12	1-2	0	9.88	36
Apr 28	CLEMSON		0.2	1	0	0	0	1	0	0	0	0	0	1	0	7-11	1-2	0	9.42	8
5/12/19	at Duke		1.0	1	0	0	0	0	1	0	0	0	0	0	0	4-10	1-2	0	8.80	9
May 14	MERCER	*	3.0	2	0	0	2	4	0	0	0	0	0	0	0	7-1	1-2	0	7.36	49
Totals		1	18.1	13	15	15	13	22	1	0	3	2	1	3	0	85-100	1-2	0	7.36	-

2019 Georgia Tech Baseball
Individual Game-by-Game for Georgia Tech (as of May 14, 2019)

#6 Michael Guldberg - 49 games (All games)

Date	Opponent	Pos	AB	R	H	RBI	2B	3B	HR	BB	SB	CS	HBP	SAC	SF	GDP	K	PO	A	E	Avg
Feb 15	ILLINOIS-CHICAGO	*dh	4	0	1	0	0	0	0	0	0	0	0	0	0	0	0	0	0	0	.250
Feb 16	RICHMOND	ph	0	0	0	0	0	0	0	1	0	0	0	0	0	0	0	0	0	0	.250
Feb 16	WEST VIRGINIA	*dh	2	0	2	1	0	0	0	1	0	0	0	0	0	0	0	0	0	0	.500
Feb 22	UCLA	*dh	2	0	0	1	0	0	0	0	0	0	0	0	1	0	0	0	0	0	.375
Feb 23	UCLA	*dh	3	1	1	0	0	0	0	0	0	0	0	0	0	0	0	0	0	0	.364
Feb 24	UCLA	*dh	2	0	0	0	0	0	0	0	0	0	0	0	0	0	0	0	0	0	.308
Feb 26	GEORGIA STATE	*dh	4	2	3	0	0	0	0	0	1	0	0	0	0	0	0	0	0	0	.412
Feb 27	at Georgia State	*dh	2	2	2	1	0	0	0	2	0	0	0	0	0	0	0	0	0	0	.474
Mar 01	NORTHWESTERN	*dh	3	1	2	1	0	0	0	0	0	0	0	1	0	0	0	0	0	0	.500
Mar 02	NORTHWESTERN-1	*dh	5	0	1	0	0	0	0	0	0	0	0	0	0	0	0	0	0	0	.444
Mar 05	at Kennesaw State	*dh	4	0	1	2	0	0	0	0	0	0	0	1	0	0	0	0	0	0	.419
Mar 06	KENNESAW STATE	*dh	4	1	2	2	0	0	0	0	0	0	0	0	0	0	0	0	0	0	.429
Mar 08	at Miami (FL)	*dh	4	1	2	1	0	0	0	0	0	0	1	0	0	0	0	0	0	0	.436
Mar 09	at Miami (FL)	*2b	1	0	0	0	0	0	0	0	0	0	0	1	0	0	1	0	1	1	.425
Mar 10	at Miami (FL)	*dh	4	1	2	0	0	0	0	0	0	0	0	0	0	0	0	0	0	0	.432
Mar 12	GEORGIA SOUTHERN	*dh	5	3	4	2	1	0	0	0	0	0	0	0	0	0	0	0	0	0	.469
Mar 15	VIRGINIA	*dh	6	3	4	0	0	0	0	0	0	0	0	0	0	0	1	0	0	0	.491
Mar 16	VIRGINIA	*dh	4	1	3	0	0	0	0	1	0	0	0	0	0	0	0	0	0	0	.508
Mar 17	VIRGINIA	*dh	3	1	2	0	0	0	0	0	0	0	0	1	0	0	0	0	0	0	.516
Mar 19	at Mercer	*dh	6	1	3	3	0	0	0	0	0	0	0	0	0	0	1	0	0	0	.515
Mar 22	at Louisville	*dh	3	1	0	0	0	0	0	1	0	0	0	0	0	0	3	0	0	0	.493
Mar 23	at Louisville	*dh	4	0	2	0	0	0	0	0	0	0	1	0	0	0	0	0	0	0	.493
Mar 24	at Louisville	*dh	5	0	1	0	0	0	0	0	0	0	0	0	0	0	1	0	0	0	.475
Mar 26	GEORGIA	*dh	2	2	1	0	0	0	0	2	0	0	0	0	0	0	1	0	0	0	.476
Mar 29	NOTRE DAME	*dh	4	1	2	0	0	1	0	0	0	0	1	0	0	0	2	0	0	0	.477
Mar 30	NOTRE DAME	*dh	2	2	0	0	0	0	0	1	0	0	1	0	0	0	0	0	0	0	.466
Apr 02	at Auburn	*dh	4	1	2	3	1	0	0	1	1	0	0	0	0	0	0	0	0	0	.467
Apr 05	NORTH CAROLINA	*dh	5	0	0	0	0	0	0	0	0	0	0	0	0	0	3	0	0	0	.443
Apr 06	NORTH CAROLINA	*dh	3	2	2	1	1	0	0	2	0	0	0	0	1	0	0	0	0	0	.450
Apr 07	NORTH CAROLINA	*dh	4	2	1	0	0	0	0	1	0	0	0	0	0	1	0	0	0	0	.442
Apr 09	at Georgia	*dh	4	0	0	0	0	0	0	0	0	0	0	0	0	0	1	0	0	0	.426
Apr 12	at Boston College	*dh	4	0	0	0	0	0	0	0	0	0	0	0	0	0	1	0	0	0	.411
Apr 13	at Boston College	*dh	3	0	1	0	0	0	0	0	0	0	0	1	0	0	1	0	0	0	.409
Apr 14	at Boston College	*dh	4	0	0	1	0	0	0	0	0	0	0	1	0	0	0	0	0	0	.395
Apr 16	AUBURN	*dh	2	2	2	1	0	0	0	3	1	0	0	1	0	0	0	0	0	0	.405
Apr 18	at Virginia Tech	*dh	5	0	2	0	0	0	0	0	0	0	0	0	0	0	0	0	0	0	.405
Apr 20	at Virginia Tech-1	*1b	2	0	0	1	0	0	0	2	1	0	0	0	1	0	1	13	1	0	.398
Apr 20	at Virginia Tech-2	*1b	4	1	1	0	0	0	0	1	0	0	0	0	0	0	1	9	0	0	.394
Apr 23	vs Georgia	*1b	1	1	0	1	0	0	0	3	0	0	0	0	1	0	0	9	0	0	.391
Apr 26	CLEMSON	*1b	5	1	1	0	0	0	0	0	1	0	0	0	0	0	0	8	1	0	.384
Apr 27	CLEMSON	*dh	5	1	2	0	0	0	0	0	0	0	0	0	0	0	0	0	0	0	.385
Apr 28	CLEMSON	*dh	4	1	0	0	0	0	0	1	0	0	0	0	0	1	0	0	0	0	.374
May 03	WESTERN CAROLINA	*dh	4	3	2	0	0	0	0	1	0	0	0	0	0	0	1	0	0	0	.377
May 04	WESTERN CAROLINA	*dh	3	3	1	1	1	0	0	1	0	0	1	0	0	1	1	0	0	0	.377
May 05	WESTERN CAROLINA	*dh	3	1	1	1	0	0	0	0	0	0	0	0	0	0	0	0	0	0	.376
5/10/19	at Duke	*dh	3	2	1	1	1	0	0	2	0	0	0	0	1	0	1	0	0	0	.375
5/11/19	at Duke	*dh	5	1	2	2	0	0	0	0	0	0	0	0	0	0	2	0	0	0	.376
5/12/19	at Duke	*dh	5	2	2	0	1	0	0	0	0	0	0	0	0	0	1	0	0	0	.376
May 14	MERCER	*dh	4	1	2	1	0	1	0	0	0	0	0	0	0	0	1	0	0	0	.379
Totals		48gs	174	49	66	28	6	2	0	27	5	0	5	7	5	3	25	39	3	1	.379

On base pct. .464 • Slugging pct. .437

2019 Georgia Tech Baseball
Individual Game-by-Game for Georgia Tech (as of May 14, 2019)

#5 Colin Hall - 51 games (All games)

Date	Opponent	Pos	AB	R	H	RBI	2B	3B	HR	BB	SB	CS	HBP	SAC	SF	GDP	K	PO	A	E	Avg
Feb 15	ILLINOIS-CHICAGO	*of	4	0	0	0	0	0	0	0	0	0	0	0	0	0	2	0	0	0	.000
Feb 16	RICHMOND	*of/of	4	0	1	0	0	0	0	0	0	0	0	0	0	0	0	0	0	0	.125
Feb 16	WEST VIRGINIA	*of	4	2	2	0	2	0	0	1	0	0	0	0	0	0	1	2	0	0	.250
Feb 22	UCLA	*of	4	0	0	0	0	0	0	0	0	0	0	0	0	0	1	4	0	0	.188
Feb 23	UCLA	*of	3	1	1	0	1	0	0	1	0	0	0	0	0	0	0	0	0	0	.211
Feb 24	UCLA	*of	4	0	0	0	0	0	0	0	0	0	0	0	0	0	1	2	0	0	.174
Feb 26	GEORGIA STATE	*of	5	0	1	2	0	0	0	0	0	0	0	0	0	0	1	4	0	0	.179
Feb 27	at Georgia State	*of	3	0	1	0	1	0	0	1	0	0	0	0	0	0	0	4	0	0	.194
Mar 01	NORTHWESTERN	*of	4	0	3	1	1	0	0	0	0	0	0	0	0	0	0	0	0	0	.257
Mar 02	NORTHWESTERN-1	*of/of	3	0	0	0	0	0	0	0	0	0	0	1	0	0	0	1	0	0	.237
Mar 02	NORTHWESTERN-2	*of	3	0	0	0	0	0	0	0	0	0	0	0	0	0	2	2	0	0	.220
Mar 05	at Kennesaw State	*of	3	0	0	0	0	0	0	0	0	0	0	0	0	0	0	2	0	0	.205
Mar 06	KENNESAW STATE	*of/of	4	0	2	0	1	0	0	0	0	0	0	0	0	0	0	1	0	0	.229
Mar 08	at Miami (FL)	*of	4	0	1	0	1	0	0	1	0	0	0	0	0	0	2	1	1	0	.231
Mar 09	at Miami (FL)	*of	5	0	2	0	0	0	0	0	0	0	0	0	0	0	1	3	0	0	.246
Mar 10	at Miami (FL)	*of	5	0	1	1	0	0	0	0	0	0	0	0	0	1	0	0	0	0	.242
Mar 12	GEORGIA SOUTHERN	*of	5	1	2	1	0	0	0	0	0	0	0	0	0	0	1	0	0	0	.254
Mar 15	VIRGINIA	*of	4	0	0	2	0	0	0	0	0	0	0	0	1	0	0	1	0	0	.239
Mar 16	VIRGINIA	*of	5	1	1	0	0	0	0	0	0	0	0	0	0	0	3	2	0	0	.237
Mar 17	VIRGINIA	*of	4	1	1	0	0	0	0	0	0	0	0	0	0	0	0	3	0	0	.237
Mar 19	at Mercer	*of	4	3	4	1	1	0	0	0	0	0	0	0	1	0	0	1	0	0	.274
Mar 22	at Louisville	*of	3	0	1	1	0	0	0	0	0	0	0	0	1	0	1	1	0	0	.276
Mar 23	at Louisville	*of	4	1	1	1	0	0	0	0	1	0	0	0	0	0	1	0	0	0	.275
Mar 24	at Louisville	*of	4	0	1	0	0	0	0	0	0	0	0	0	0	0	1	2	0	0	.274
Mar 26	GEORGIA	*of	4	1	2	2	1	0	0	0	0	0	0	0	0	0	2	3	0	0	.283
Mar 29	NOTRE DAME	*of	4	1	2	1	0	0	0	0	0	0	0	0	0	0	2	1	0	0	.291
Mar 30	NOTRE DAME	*of	4	1	2	2	0	0	1	0	0	0	0	1	0	0	1	2	0	0	.299
Mar 31	NOTRE DAME	*of	2	2	0	0	0	0	0	2	0	0	0	1	0	0	0	0	0	1	.294
Apr 02	at Auburn	*of	5	2	2	0	0	0	0	0	0	0	0	0	0	0	2	0	1	0	.298
Apr 05	NORTH CAROLINA	*of	4	0	0	0	0	0	0	0	0	0	0	0	0	0	2	0	0	0	.288
Apr 06	NORTH CAROLINA	*of	5	1	3	3	2	0	0	0	0	0	0	0	0	0	0	1	0	0	.301
Apr 07	NORTH CAROLINA	*of	5	0	0	1	0	0	0	0	0	0	0	0	0	0	1	1	0	0	.289
Apr 09	at Georgia	*of	3	0	0	0	0	0	0	0	0	0	0	0	0	0	1	0	0	0	.282
Apr 12	at Boston College	*of	3	0	1	1	0	0	0	1	1	0	0	0	0	0	0	0	0	2	.284
Apr 13	at Boston College	*of	4	2	2	2	0	0	0	1	0	0	0	0	0	0	0	2	1	0	.290
Apr 14	at Boston College	*of	5	0	0	0	0	0	0	0	0	0	0	0	0	0	2	0	0	0	.280
Apr 16	AUBURN	*of	5	2	3	1	1	0	0	0	0	0	0	0	0	0	1	1	0	0	.291
Apr 18	at Virginia Tech	*of	4	0	0	0	0	0	0	0	0	0	0	0	0	0	1	1	0	0	.283
Apr 20	at Virginia Tech-1	*of	3	3	2	0	0	0	0	2	0	0	0	0	0	0	0	2	0	0	.290
Apr 20	at Virginia Tech-2	*of	2	1	0	0	0	0	0	2	0	0	0	0	0	0	1	0	0	0	.287
Apr 23	vs Georgia	*of	5	0	0	0	0	0	0	0	0	0	0	0	0	0	2	1	0	0	.278
Apr 26	CLEMSON	*of	4	0	1	0	0	0	0	1	0	0	0	0	0	0	1	1	0	1	.277
Apr 27	CLEMSON	*of	4	1	1	0	0	0	0	1	0	0	0	0	0	0	0	0	0	0	.276
Apr 28	CLEMSON	*of	4	1	3	0	0	0	0	0	0	0	0	0	0	0	0	2	0	0	.287
May 03	WESTERN CAROLINA	*of	3	1	0	2	0	0	0	1	0	0	0	0	0	0	0	1	0	0	.282
May 04	WESTERN CAROLINA	*of	4	2	4	5	1	0	0	0	0	0	0	0	0	0	0	3	0	0	.298
May 05	WESTERN CAROLINA	*of/of	4	1	2	2	0	0	1	0	0	0	0	0	0	0	1	2	0	0	.303
5/10/19	at Duke	*of	3	2	2	0	1	0	0	2	0	0	0	0	0	0	0	0	0	0	.309
5/11/19	at Duke	*of	4	1	1	3	0	0	1	0	0	0	0	0	0	0	1	1	1	0	.307
5/12/19	at Duke	*of	4	0	0	0	0	0	0	0	0	0	0	0	0	0	1	2	0	0	.301
May 14	MERCER	*of	2	2	0	0	0	0	0	1	0	0	1	0	0	0	0	1	0	0	.298
Totals		51gs	198	37	59	35	14	0	3	18	2	0	1	3	3	1	40	64	4	4	.298

On base pct. .355 • Slugging pct. .414

#8 Jonathan Hughes - 4 games (All games)

Date	Opponent	Pos	AB	R	H	RBI	2B	3B	HR	BB	SB	CS	HBP	SAC	SF	GDP	K	PO	A	E	Avg
Feb 24	UCLA	p	0	0	0	0	0	0	0	0	0	0	0	0	0	0	0	0	1	1	.000
Mar 08	at Miami (FL)	p	0	0	0	0	0	0	0	0	0	0	0	0	0	0	0	1	1	0	.000
Mar 12	GEORGIA SOUTHERN	p	0	0	0	0	0	0	0	0	0	0	0	0	0	0	0	0	1	0	.000
5/10/19	at Duke	p	0	0	0	0	0	0	0	0	0	0	0	0	0	0	0	0	1	0	.000
Totals		0gs	0	0	0	0	0	0	0	0	0	0	0	0	0	0	0	1	4	1	.000

On base pct. .000 • Slugging pct. .000

2019 Georgia Tech Baseball
Individual Game-by-Game for Georgia Tech (as of May 14, 2019)

#8 Jonathan Hughes - 20 appearances (All games)

Date	Opponent	GS	IP	H	R	ER	BB	SO	2B	3B	HR	WP	BK	HBP	IBB	Score	W-L	Sv	ERA	NP
Feb 15	ILLINOIS-CHICAGO		2.0	1	1	1	0	1	0	0	0	0	0	1	0	6-3	0-0	0	4.50	19
Feb 22	UCLA		2.2	1	0	0	1	2	0	0	0	0	0	0	0	4-3	0-0	0	1.93	36
Feb 24	UCLA		2.1	4	2	0	0	2	1	0	0	0	0	0	0	0-6	0-0	0	1.29	24
Mar 02	NORTHWESTERN-1		2.0	1	0	0	0	2	0	0	0	0	0	0	0	9-2	0-0	0	1.00	23
Mar 06	KENNESAW STATE		1.0	0	0	0	0	1	0	0	0	0	0	0	0	9-1	0-0	0	0.90	9
Mar 08	at Miami (FL)		3.2	3	0	0	1	0	2	0	0	1	0	1	1	5-4	1-0	0	0.66	44
Mar 12	GEORGIA SOUTHERN		2.0	5	2	2	3	1	1	0	0	2	0	0	0	7-6	2-0	0	1.72	45
Mar 15	VIRGINIA		1.1	3	3	3	0	0	1	0	0	1	0	1	0	8-9	2-1	0	3.18	31
Mar 24	at Louisville		1.1	1	2	2	3	2	0	0	0	0	0	0	0	4-5	2-2	0	3.93	37
Mar 29	NOTRE DAME		1.0	0	0	0	2	1	0	0	0	1	0	0	0	6-9	2-2	0	3.72	26
Apr 02	at Auburn		3.0	4	0	0	0	4	0	0	0	1	0	0	0	9-3	3-2	0	3.22	36
Apr 06	NORTH CAROLINA		1.0	3	2	2	1	1	2	0	0	1	0	0	0	11-10	4-2	0	3.86	32
Apr 09	at Georgia		2.0	4	2	1	0	0	0	0	0	0	0	0	0	2-12	4-2	0	3.91	31
Apr 16	AUBURN		2.1	3	1	0	1	1	0	0	0	0	0	0	0	11-6	5-2	0	3.58	41
Apr 20	at Virginia Tech-2		5.0	2	1	1	2	6	2	0	0	0	0	0	0	4-3	6-2	0	3.31	75
Apr 26	CLEMSON		2.0	4	2	2	2	3	2	0	1	0	0	0	0	8-7	7-2	0	3.63	54
Apr 28	CLEMSON		1.0	2	1	1	0	2	1	0	0	0	0	0	0	7-11	7-2	0	3.79	14
May 05	WESTERN CAROLINA		2.0	1	0	0	1	2	0	0	0	1	0	0	0	14-1	7-2	0	3.58	29
5/10/19	at Duke		3.0	8	6	6	2	4	1	0	1	1	0	0	0	14-10	7-2	0	4.65	55
May 14	MERCER		1.0	2	1	1	0	0	0	1	0	0	0	0	0	7-1	7-2	0	4.75	15
Totals		0	41.2	52	26	22	19	35	13	1	2	9	0	3	1	145-112	7-2	0	4.75	-

#21 Brant Hurter - 5 games (All games)

Date	Opponent	Pos	AB	R	H	RBI	2B	3B	HR	BB	SB	CS	HBP	SAC	SF	GDP	K	PO	A	E	Avg
Feb 24	UCLA	*p	0	0	0	0	0	0	0	0	0	0	0	0	0	0	0	0	2	0	.000
Mar 17	VIRGINIA	*p	0	0	0	0	0	0	0	0	0	0	0	0	0	0	0	0	1	0	.000
Mar 24	at Louisville	*p	0	0	0	0	0	0	0	0	0	0	0	0	0	0	0	0	1	0	.000
Mar 31	NOTRE DAME	*p	0	0	0	0	0	0	0	0	0	0	0	0	0	0	0	0	1	0	.000
Apr 14	at Boston College	*p	0	0	0	0	0	0	0	0	0	0	0	0	0	0	0	0	2	0	.000
Totals		5gs	0	0	0	0	0	0	0	0	0	0	0	0	0	0	0	0	7	0	.000

On base pct. .000 • Slugging pct. .000

#21 Brant Hurter - 10 appearances (All games)

Date	Opponent	GS	IP	H	R	ER	BB	SO	2B	3B	HR	WP	BK	HBP	IBB	Score	W-L	Sv	ERA	NP
Feb 15	ILLINOIS-CHICAGO		1.0	0	0	0	1	3	0	0	0	0	0	0	0	6-3	0-0	0	0.00	17
Feb 24	UCLA	*	5.0	6	2	1	0	7	1	0	0	0	0	1	0	0-6	0-1	0	1.50	78
Mar 02	NORTHWESTERN-2	*	7.0	4	0	0	0	13	0	0	0	0	0	0	0	1-5	0-1	0	0.69	90
Mar 10	at Miami (FL)	*	5.2	6	7	6	2	8	1	1	1	0	0	1	1	6-9	0-2	0	3.38	93
Mar 17	VIRGINIA	*	7.0	7	2	2	0	7	1	0	0	0	0	1	0	6-5	1-2	0	3.16	93
Mar 24	at Louisville	*	6.0	8	3	3	2	4	0	0	0	0	0	0	0	4-5	1-2	0	3.41	96
Mar 31	NOTRE DAME	*	6.0	3	3	1	3	3	0	0	0	0	0	1	0	8-7	1-2	0	3.11	102
Apr 14	at Boston College	*	7.0	2	0	0	3	9	0	0	0	0	0	0	0	7-0	2-2	0	2.62	98
Apr 20	at Virginia Tech-2	*	2.2	0	0	0	3	3	0	0	0	0	0	0	0	4-3	2-2	0	2.47	57
Apr 28	CLEMSON	*	1.0	1	1	0	0	1	0	0	0	0	1	0	0	7-11	2-2	0	2.42	17
Totals		9	48.1	37	18	13	14	58	3	1	1	0	1	4	1	49-54	2-2	0	2.42	-

2019 Georgia Tech Baseball
Individual Game-by-Game for Georgia Tech (as of May 14, 2019)

#24 Jake Lee - 14 appearances (All games)

Date	Opponent	GS	IP	H	R	ER	BB	SO	2B	3B	HR	WP	BK	HBP	IBB	Score	W-L	Sv	ERA	NP
Feb 23	UCLA		1.0	0	0	0	0	0	0	0	0	0	0	0	0	2-8	0-0	0	0.00	12
Feb 24	UCLA		0.2	2	2	2	1	1	1	0	1	0	0	0	0	0-6	0-0	0	10.80	17
Mar 10	at Miami (FL)		1.0	0	0	0	0	2	0	0	0	1	0	0	0	6-9	0-0	0	6.75	13
Mar 17	VIRGINIA		0.0	0	0	0	1	0	0	0	0	0	0	0	0	6-5	0-0	0	6.75	4
Mar 19	at Mercer		0.2	0	0	0	0	2	0	0	0	0	0	0	0	14-8	0-0	0	5.40	6
Mar 24	at Louisville		0.1	0	0	0	0	1	0	0	0	0	0	0	0	4-5	0-0	0	4.91	6
Mar 26	GEORGIA		0.2	0	0	0	0	0	0	0	0	0	0	0	0	11-2	0-0	0	4.15	6
Mar 29	NOTRE DAME		0.0	3	3	3	1	0	1	0	1	0	0	0	0	6-9	0-1	0	10.38	21
Apr 09	at Georgia		0.2	0	0	0	2	2	0	0	0	0	0	0	0	2-12	0-1	0	9.00	21
Apr 12	at Boston College		1.0	0	0	0	0	3	0	0	0	0	0	0	0	2-9	0-1	0	7.50	11
Apr 16	AUBURN		0.2	1	0	0	0	1	0	0	0	0	0	0	0	11-6	0-1	0	6.75	13
Apr 20	at Virginia Tech-2		0.0	0	0	0	2	0	0	0	0	0	0	0	0	4-3	0-1	0	6.75	8
Apr 23	vs Georgia		0.2	1	1	1	3	1	0	0	0	2	0	0	0	8-6	0-1	0	7.36	26
5/12/19	at Duke		0.1	0	0	0	0	0	0	0	0	0	0	0	0	4-10	0-1	0	7.04	4
Totals		0	7.2	7	6	6	10	13	2	0	2	3	0	0	0	80-98	0-1	0	7.04	-

#32 Joseph Mannelly - 1 game (All games)

Date	Opponent	Pos	AB	R	H	RBI	2B	3B	HR	BB	SB	CS	HBP	SAC	SF	GDP	K	PO	A	E	Avg
Mar 06	KENNESAW STATE	p	0	0	0	0	0	0	0	0	0	0	0	0	0	0	0	1	0	0	.000
Totals		0gs	0	0	0	0	0	0	0	0	0	0	0	0	0	0	0	1	0	0	.000

On base pct. .000 • Slugging pct. .000

#32 Joseph Mannelly - 3 appearances (All games)

Date	Opponent	GS	IP	H	R	ER	BB	SO	2B	3B	HR	WP	BK	HBP	IBB	Score	W-L	Sv	ERA	NP
Feb 27	at Georgia State		1.0	2	0	0	0	2	0	0	0	1	0	0	0	10-0	0-0	0	0.00	18
Mar 02	NORTHWESTERN-2		0.1	0	0	0	0	0	0	0	0	0	0	0	0	1-5	0-0	0	0.00	1
Mar 06	KENNESAW STATE		1.1	0	0	0	0	0	0	0	0	1	0	0	0	9-1	0-0	0	0.00	14
Totals		0	2.2	2	0	0	0	2	0	0	0	2	0	0	0	20-6	0-0	0	0.00	-

2019 Georgia Tech Baseball
Individual Game-by-Game for Georgia Tech (as of May 14, 2019)

#16 Kyle McCann - 51 games (All games)

Date	Opponent	Pos	AB	R	H	RBI	2B	3B	HR	BB	SB	CS	HBP	SAC	SF	GDP	K	PO	A	E	Avg
Feb 15	ILLINOIS-CHICAGO	*c	3	1	1	1	0	0	1	2	0	0	0	0	0	0	0	14	0	0	.333
Feb 16	RICHMOND	*dh	5	0	0	0	0	0	0	0	0	0	0	0	0	0	0	0	0	0	.125
Feb 16	WEST VIRGINIA	*c	5	1	3	2	0	0	1	0	0	0	0	0	0	0	1	17	3	1	.308
Feb 22	UCLA	*c	4	2	1	1	0	0	1	1	0	0	0	0	0	0	1	7	1	0	.294
Feb 23	UCLA	*c	3	0	1	0	0	0	0	1	0	0	0	0	0	0	1	4	3	0	.300
Feb 24	UCLA	*c	3	0	1	0	1	0	0	1	0	0	0	0	0	0	1	11	0	0	.304
Feb 26	GEORGIA STATE	*c	4	0	2	2	0	0	0	1	0	0	0	0	0	0	2	6	1	0	.333
Feb 27	at Georgia State	*c	3	1	1	0	0	0	0	1	0	0	0	0	0	0	1	5	0	0	.333
Mar 01	NORTHWESTERN	*c	5	3	3	7	1	0	2	0	0	0	0	0	0	0	1	7	0	0	.371
Mar 02	NORTHWESTERN-1	*c	3	4	2	1	0	0	1	2	0	0	0	0	0	0	0	7	2	0	.395
Mar 02	NORTHWESTERN-2	*dh/1b	4	0	0	0	0	0	0	0	0	0	0	0	0	0	3	2	0	0	.357
Mar 05	at Kennesaw State	*c	4	1	2	3	0	0	1	1	0	0	0	0	0	0	1	6	1	0	.370
Mar 06	KENNESAW STATE	*c	3	2	2	4	0	0	2	1	0	0	0	0	0	0	0	7	2	0	.388
Mar 08	at Miami (FL)	*c	4	1	1	1	0	0	1	1	0	0	0	0	0	0	1	9	1	0	.377
Mar 09	at Miami (FL)	*c	4	1	1	1	1	0	0	1	0	0	0	0	0	0	0	8	0	0	.368
Mar 10	at Miami (FL)	*c	3	0	1	1	1	0	0	2	0	0	0	0	0	0	1	12	0	0	.367
Mar 12	GEORGIA SOUTHERN	*c	2	0	1	0	1	0	0	3	0	0	0	0	0	0	0	3	0	0	.371
Mar 15	VIRGINIA	*c	3	2	2	2	1	0	1	2	0	0	0	0	0	0	1	3	0	0	.385
Mar 16	VIRGINIA	*c	2	1	1	2	0	0	1	3	0	0	0	0	0	0	1	6	0	0	.388
Mar 17	VIRGINIA	*c	3	0	2	2	1	0	0	1	0	0	0	0	0	0	0	8	0	0	.400
Mar 19	at Mercer	*c	4	0	1	1	1	0	0	2	0	0	0	0	0	0	0	2	2	0	.392
Mar 22	at Louisville	*c	4	0	1	1	1	0	0	0	0	0	0	0	0	0	3	10	0	0	.385
Mar 23	at Louisville	*c	3	1	0	0	0	0	0	2	0	0	0	0	0	0	1	4	1	0	.370
Mar 24	at Louisville	*c	3	0	1	0	0	0	0	2	0	0	0	0	0	0	0	8	0	0	.369
Mar 26	GEORGIA	*c	2	1	0	0	0	0	0	2	0	0	0	0	0	0	2	7	1	0	.360
Mar 29	NOTRE DAME	*c	5	1	0	0	0	0	0	0	0	0	0	0	0	0	4	12	0	0	.341
Mar 30	NOTRE DAME	*c	5	1	3	3	0	0	0	0	0	0	0	0	0	0	1	7	4	0	.354
Mar 31	NOTRE DAME	*c	5	1	1	0	0	0	0	0	0	0	0	0	0	0	3	6	0	0	.347
Apr 02	at Auburn	*c	3	0	1	2	0	0	0	0	0	0	2	0	0	0	2	10	1	0	.346
Apr 05	NORTH CAROLINA	*c	4	0	1	0	0	0	0	1	0	0	0	0	0	0	1	6	1	0	.343
Apr 06	NORTH CAROLINA	*c	4	0	1	0	0	0	0	1	0	0	0	0	0	0	2	12	0	0	.339
Apr 07	NORTH CAROLINA	*c	5	2	2	3	0	0	1	0	0	0	0	0	0	0	0	12	0	0	.342
Apr 09	at Georgia	*c	3	1	1	1	0	0	1	0	0	0	0	0	0	0	1	4	0	1	.342
Apr 12	at Boston College	*c	4	1	1	0	0	0	0	0	0	0	0	0	0	0	2	9	2	0	.339
Apr 13	at Boston College	*c	5	1	1	1	0	0	0	0	0	0	0	0	0	0	2	6	3	0	.333
Apr 14	at Boston College	*c	3	0	0	0	0	0	0	2	0	0	0	0	0	0	2	10	1	0	.326
Apr 16	AUBURN	*1b	4	0	1	1	0	0	0	2	0	0	0	0	0	0	2	12	0	0	.324
Apr 18	at Virginia Tech	*c	2	0	0	0	0	0	0	1	0	0	1	0	0	0	0	5	0	0	.319
Apr 20	at Virginia Tech-1	*c	3	0	0	0	0	0	0	1	0	0	1	0	0	0	2	6	3	0	.312
Apr 20	at Virginia Tech-2	*c	4	0	0	0	0	0	0	1	0	0	0	0	0	0	2	10	0	0	.303
Apr 23	vs Georgia	*c	3	1	1	3	0	0	1	1	0	0	1	0	0	0	1	6	2	0	.304
Apr 26	CLEMSON	*c	3	2	1	2	0	0	1	1	0	0	0	0	1	0	1	11	2	0	.305
Apr 27	CLEMSON	*c	2	2	0	1	0	0	0	3	0	0	0	0	0	0	1	9	2	0	.301
Apr 28	CLEMSON	*c	4	1	1	1	0	0	1	0	0	0	1	0	0	0	1	10	0	0	.299
May 03	WESTERN CAROLINA	*c	4	3	2	3	0	0	1	0	0	0	0	0	1	0	1	2	0	0	.304
May 04	WESTERN CAROLINA	*c	3	2	1	0	0	0	0	2	0	0	0	0	0	0	0	5	1	0	.305
May 05	WESTERN CAROLINA	*c	3	3	2	2	0	0	1	1	0	0	0	0	0	0	1	8	0	0	.311
5/10/19	at Duke	*c	5	1	0	0	0	0	0	1	0	0	0	0	0	0	3	8	0	1	.302
5/11/19	at Duke	*c	4	2	2	5	0	0	2	1	0	0	0	0	0	0	0	3	0	0	.307
5/12/19	at Duke	*c	2	1	0	0	0	0	0	2	0	0	0	0	0	0	2	4	0	0	.303
May 14	MERCER	*c	4	0	0	1	0	0	0	0	0	0	0	0	1	1	1	10	0	0	.297
Totals		51gs	182	48	54	61	9	0	21	53	0	0	6	0	3	1	60	376	40	3	.297

On base pct. .463 • Slugging pct. .692

#25 Ryan Miller - 4 games (All games)

Date	Opponent	Pos	AB	R	H	RBI	2B	3B	HR	BB	SB	CS	HBP	SAC	SF	GDP	K	PO	A	E	Avg
Feb 27	at Georgia State	ph/1b	2	0	0	0	0	0	0	0	0	0	0	0	0	0	2	0	0	0	.000
Mar 01	NORTHWESTERN	1b	1	0	0	0	0	0	0	0	0	0	0	0	0	0	1	3	0	0	.000
Mar 05	at Kennesaw State	ph/1b	1	0	0	0	0	0	0	0	0	0	0	0	0	0	1	0	0	0	.000
Mar 06	KENNESAW STATE	1b	0	0	0	0	0	0	0	0	0	0	0	0	0	0	0	1	0	0	.000
Totals		0gs	4	0	0	0	0	0	0	0	0	0	0	0	0	0	4	4	0	0	.000

On base pct. .000 • Slugging pct. .000

2019 Georgia Tech Baseball
Individual Game-by-Game for Georgia Tech (as of May 14, 2019)

#10 Chase Murray - 23 games (All games)

Date	Opponent	Pos	AB	R	H	RBI	2B	3B	HR	BB	SB	CS	HBP	SAC	SF	GDP	K	PO	A	E	Avg
Feb 15	ILLINOIS-CHICAGO	*of	5	2	2	2	0	0	1	0	0	0	0	0	0	0	1	2	0	0	.400
Feb 16	RICHMOND	*of	4	0	1	0	0	0	0	1	0	0	0	0	0	0	1	2	0	0	.333
Feb 16	WEST VIRGINIA	*of	5	0	0	0	0	0	0	0	0	0	0	0	0	0	1	1	0	0	.214
Feb 22	UCLA	*of	4	0	2	0	0	0	0	1	0	0	0	0	0	0	1	3	0	0	.278
Feb 23	UCLA	*of	4	0	0	0	0	0	0	0	0	0	0	0	0	0	1	5	0	0	.227
Feb 24	UCLA	*of	5	0	0	0	0	0	0	0	0	0	0	0	0	0	1	1	0	0	.185
Feb 26	GEORGIA STATE	*of	4	1	1	0	0	0	0	1	0	0	0	0	0	0	1	1	0	0	.194
Feb 27	at Georgia State	*of	6	1	1	0	0	0	0	0	1	0	0	0	0	0	2	4	1	0	.189
Mar 01	NORTHWESTERN	*of	3	1	2	1	1	0	0	2	0	0	0	0	0	0	1	1	0	0	.225
Mar 02	NORTHWESTERN-1	*of	4	0	0	0	0	0	0	0	0	0	0	0	0	1	0	0	0	0	.205
Mar 02	NORTHWESTERN-2	*of	4	0	0	0	0	0	0	0	0	0	0	0	0	1	1	1	0	0	.188
Mar 05	at Kennesaw State	*of	5	3	1	0	0	0	0	0	0	0	0	0	0	0	1	2	0	0	.189
Mar 06	KENNESAW STATE	*of	4	2	2	0	0	0	0	0	1	0	0	0	0	0	0	2	0	0	.211
Mar 08	at Miami (FL)	*of	3	0	2	0	0	0	0	1	0	0	0	0	0	0	1	4	0	0	.233
Mar 09	at Miami (FL)	*of	4	1	1	1	1	0	0	0	1	0	0	0	0	0	1	3	0	0	.234
Apr 18	at Virginia Tech	ph	1	0	0	0	0	0	0	0	0	0	0	0	0	0	1	0	0	0	.231
Apr 20	at Virginia Tech-1	*dh	4	2	1	1	0	0	0	1	0	0	0	0	0	0	0	0	0	0	.232
Apr 20	at Virginia Tech-2	*dh	2	0	0	0	0	0	0	0	0	1	0	0	0	0	1	0	0	0	.225
May 03	WESTERN CAROLINA	ph/of	2	1	1	1	0	0	1	0	0	0	0	0	0	0	0	1	0	0	.233
May 04	WESTERN CAROLINA	ph/of	1	0	0	0	0	0	0	0	0	0	0	0	0	1	0	0	0	0	.230
May 05	WESTERN CAROLINA	ph/dh	2	0	1	0	0	0	0	0	0	0	0	0	0	0	0	1	0	0	.237
5/11/19	at Duke	ph/of	1	0	0	0	0	0	0	0	0	0	0	0	0	0	1	2	0	0	.234
May 14	MERCER	ph	1	0	0	0	0	0	0	0	0	0	0	0	0	0	1	0	0	0	.231
Totals		17gs	78	14	18	6	2	0	2	7	3	1	0	0	0	3	18	36	1	0	.231

On base pct. .294 • Slugging pct. .333

#4 Cole Neuber - 15 games (All games)

Date	Opponent	Pos	AB	R	H	RBI	2B	3B	HR	BB	SB	CS	HBP	SAC	SF	GDP	K	PO	A	E	Avg
Feb 16	WEST VIRGINIA	ph	0	0	0	0	0	0	0	1	0	0	0	0	0	0	0	0	0	0	.000
Feb 24	UCLA	ph	1	0	0	0	0	0	0	0	0	0	0	0	0	0	0	0	0	0	.000
Feb 27	at Georgia State	ph/dh	1	0	0	0	0	0	0	1	0	0	0	0	0	0	0	0	0	0	.000
Mar 01	NORTHWESTERN	of	0	0	0	0	0	0	0	0	0	0	1	0	0	0	0	0	0	0	.000
Mar 05	at Kennesaw State	of	1	0	0	0	0	0	0	0	0	0	0	0	0	0	0	0	0	0	.000
Mar 06	KENNESAW STATE	ph	0	0	0	0	0	0	0	1	0	0	0	0	0	0	0	0	0	0	.000
Mar 10	at Miami (FL)	of	1	0	0	0	0	0	0	0	0	0	0	0	0	0	1	0	0	0	.000
Mar 19	at Mercer	ph/of	1	0	0	0	0	0	0	0	0	0	0	0	0	0	0	1	0	0	.000
Mar 30	NOTRE DAME	ph	1	0	0	0	0	0	0	0	0	0	0	0	0	0	0	0	0	0	.000
Apr 09	at Georgia	ph	1	0	0	0	0	0	0	0	0	0	0	0	0	0	0	0	0	0	.000
Apr 13	at Boston College	ph	1	0	0	0	0	0	0	0	0	0	0	0	0	0	1	0	0	0	.000
May 03	WESTERN CAROLINA	ph/of	2	0	0	0	0	0	0	0	0	0	0	0	0	0	1	0	0	0	.000
May 04	WESTERN CAROLINA	of	1	1	1	1	0	0	1	0	0	0	0	0	0	0	0	0	0	0	.091
May 05	WESTERN CAROLINA	of	1	0	0	0	0	0	0	0	0	0	0	0	0	0	0	1	0	0	.083
5/11/19	at Duke	of	1	0	0	0	0	0	0	0	0	0	0	0	0	0	1	1	0	0	.077
Totals		0gs	13	1	1	1	0	0	1	3	0	0	1	0	0	0	4	3	0	0	.077

On base pct. .294 • Slugging pct. .308

2019 Georgia Tech Baseball
Individual Game-by-Game for Georgia Tech (as of May 14, 2019)

#22 Baron Radcliff - 47 games (All games)

Date	Opponent	Pos	AB	R	H	RBI	2B	3B	HR	BB	SB	CS	HBP	SAC	SF	GDP	K	PO	A	E	Avg
Feb 16	RICHMOND	ph/of	1	0	0	0	0	0	0	0	0	0	0	0	0	0	1	1	0	0	.000
Feb 22	UCLA	ph/1b	0	0	0	0	0	0	0	1	0	0	0	0	0	0	0	0	0	0	.000
Feb 23	UCLA	ph	0	0	0	0	0	0	0	1	0	0	0	0	0	0	0	0	0	0	.000
Feb 24	UCLA	ph/dh	2	0	0	0	0	0	0	0	0	0	0	0	0	0	2	0	0	0	.000
Feb 26	GEORGIA STATE	1b	0	1	0	0	0	0	0	1	0	0	0	0	0	0	0	2	0	0	.000
Feb 27	at Georgia State	ph/of	0	1	0	0	0	0	0	1	0	0	0	0	0	0	0	0	0	0	.000
Mar 01	NORTHWESTERN	of	1	0	0	0	0	0	0	0	0	0	0	0	0	0	1	2	0	0	.000
Mar 02	NORTHWESTERN-1	of	1	0	0	0	0	0	0	0	0	0	0	0	0	0	0	0	0	0	.000
Mar 05	at Kennesaw State	of	2	0	1	0	0	0	0	0	1	0	0	0	0	0	1	1	0	0	.143
Mar 06	KENNESAW STATE	of	1	0	0	0	0	0	0	0	0	0	0	0	0	0	1	1	0	0	.125
Mar 09	at Miami (FL)	*dh	2	0	1	1	0	0	0	2	0	0	0	0	0	0	0	0	0	0	.200
Mar 10	at Miami (FL)	*of	4	0	1	0	0	0	0	0	0	0	0	0	0	0	0	0	0	0	.214
Mar 12	GEORGIA SOUTHERN	*of	4	0	0	0	0	0	0	1	0	0	0	0	0	0	1	4	0	0	.167
Mar 15	VIRGINIA	*of	3	0	2	2	0	0	0	2	0	0	0	0	0	0	0	3	0	0	.238
Mar 16	VIRGINIA	*of	3	2	1	1	1	0	0	2	0	0	0	0	0	0	0	1	0	0	.250
Mar 17	VIRGINIA	*of	3	1	1	0	1	0	0	1	0	0	0	0	0	0	2	2	0	0	.259
Mar 19	at Mercer	*of	4	1	0	0	0	0	0	2	1	0	0	0	0	0	3	3	0	0	.226
Mar 22	at Louisville	*of	4	1	2	1	0	0	1	0	0	0	0	0	0	0	2	4	0	0	.257
Mar 23	at Louisville	*of	2	1	2	2	0	0	1	2	0	0	0	0	0	0	0	2	0	0	.297
Mar 24	at Louisville	*of	4	0	0	0	0	0	0	0	0	0	0	0	0	0	3	4	0	0	.268
Mar 26	GEORGIA	*of	4	1	1	2	0	0	1	0	0	0	0	0	0	0	2	1	0	0	.267
Mar 29	NOTRE DAME	*of	4	0	0	0	0	0	0	0	0	0	0	0	0	0	1	1	0	0	.245
Mar 30	NOTRE DAME	*of	2	0	0	1	0	0	0	2	0	0	0	0	1	0	0	0	0	0	.235
Mar 31	NOTRE DAME	*of	5	1	1	2	0	0	0	0	0	0	0	0	0	0	2	3	0	0	.232
Apr 02	at Auburn	*of	5	0	0	0	0	0	0	0	0	0	0	0	0	0	1	0	0	0	.213
Apr 05	NORTH CAROLINA	*of	4	0	1	0	0	0	0	0	0	0	0	0	0	0	0	0	0	0	.215
Apr 06	NORTH CAROLINA	*of	4	1	1	1	1	0	0	1	0	0	0	0	0	0	2	2	0	0	.217
Apr 07	NORTH CAROLINA	*of	2	0	1	0	0	0	0	3	0	0	0	0	0	0	0	2	0	0	.225
Apr 09	at Georgia	*of	3	0	0	0	0	0	0	0	0	0	0	0	0	0	1	3	0	0	.216
Apr 12	at Boston College	*of	4	0	2	1	0	0	0	0	0	0	0	0	0	0	1	2	0	0	.231
Apr 13	at Boston College	*of	4	2	1	1	0	0	1	1	0	0	0	0	0	0	1	0	0	0	.232
Apr 14	at Boston College	*of	3	0	0	1	0	0	0	2	0	0	0	0	0	0	1	0	1	0	.224
Apr 16	AUBURN	*of	5	0	1	1	0	0	0	1	0	0	0	0	0	0	1	1	0	0	.222
Apr 18	at Virginia Tech	*of	2	0	0	0	0	0	0	2	1	0	0	0	0	0	1	1	0	0	.217
Apr 20	at Virginia Tech-1	*of	5	1	2	0	1	0	0	0	0	0	0	0	0	0	0	1	0	0	.227
Apr 20	at Virginia Tech-2	*of	4	1	3	1	1	0	0	1	0	0	0	0	0	0	1	2	0	0	.248
Apr 23	vs Georgia	*of	4	0	0	0	0	0	0	1	0	0	0	0	0	0	3	4	0	0	.238
Apr 26	CLEMSON	*of	4	1	1	1	1	0	0	1	0	0	0	0	0	0	1	0	1	0	.239
Apr 27	CLEMSON	*of	4	1	1	1	0	0	1	1	0	0	0	0	0	0	3	0	0	0	.239
Apr 28	CLEMSON	*of	3	1	1	1	0	0	1	1	0	0	0	0	0	0	0	1	0	0	.241
May 03	WESTERN CAROLINA	*of	1	2	1	1	0	0	1	3	0	0	0	0	0	0	0	3	0	0	.248
May 04	WESTERN CAROLINA	*of	4	4	4	3	1	0	0	1	0	0	0	0	0	0	0	1	0	0	.273
May 05	WESTERN CAROLINA	*of	3	2	1	3	0	0	1	1	0	0	0	0	0	0	1	0	0	0	.274
5/10/19	at Duke	*of	5	3	4	6	1	0	2	0	0	0	0	0	0	0	1	3	0	0	.295
5/11/19	at Duke	*of	3	2	0	0	0	0	0	2	0	0	0	0	0	0	2	1	0	0	.288
5/12/19	at Duke	*of	4	0	0	1	0	0	0	0	0	0	0	0	0	0	2	0	0	0	.279
May 14	MERCER	*of	4	1	1	0	0	0	0	0	0	0	0	0	0	0	2	2	0	0	.279
Totals		37gs	140	32	39	35	8	0	10	40	3	0	0	0	1	0	47	64	2	0	.279

On base pct. .436 • Slugging pct. .550

#26 Paxton Rigby - 10 games (All games)

Date	Opponent	Pos	AB	R	H	RBI	2B	3B	HR	BB	SB	CS	HBP	SAC	SF	GDP	K	PO	A	E	Avg
Feb 23	UCLA	ph	1	0	0	0	0	0	0	0	0	0	0	0	0	0	0	0	0	0	.000
Feb 24	UCLA	ph	1	0	0	0	0	0	0	0	0	0	0	0	0	0	0	0	0	0	.000
Mar 01	NORTHWESTERN	dh	2	0	0	0	0	0	0	0	0	0	0	0	0	0	0	0	0	0	.000
Mar 05	at Kennesaw State	ph	1	0	1	0	0	0	0	0	0	0	0	0	0	0	0	0	0	0	.200
Mar 06	KENNESAW STATE	ph	0	0	0	1	0	0	0	0	0	0	0	0	1	0	0	0	0	0	.200
Mar 30	NOTRE DAME	ph/1b	1	0	0	0	0	0	0	0	0	0	0	0	0	0	1	2	0	0	.167
Apr 09	at Georgia	ph	1	0	0	0	0	0	0	0	0	0	0	0	0	0	0	0	0	0	.143
May 03	WESTERN CAROLINA	ph	1	0	0	0	0	0	0	0	0	0	0	0	0	0	1	0	0	0	.125
May 04	WESTERN CAROLINA	1b	0	0	0	0	0	0	0	0	0	0	0	0	0	0	0	0	0	0	.125
May 05	WESTERN CAROLINA	ph	1	0	0	0	0	0	0	0	0	0	0	0	0	0	0	0	0	0	.111
Totals		0gs	9	0	1	1	0	0	0	0	0	0	0	0	1	0	2	2	0	0	.111

On base pct. .100 • Slugging pct. .111

2019 Georgia Tech Baseball
Individual Game-by-Game for Georgia Tech (as of May 14, 2019)

#19 Cort Roedig - 5 games (All games)

Date	Opponent	Pos	AB	R	H	RBI	2B	3B	HR	BB	SB	CS	HBP	SAC	SF	GDP	K	PO	A	E	Avg
Feb 16	RICHMOND	*p	0	0	0	0	0	0	0	0	0	0	0	0	0	0	0	0	1	1	.000
Feb 26	GEORGIA STATE	*p	0	0	0	0	0	0	0	0	0	0	0	0	0	0	0	0	1	0	.000
Apr 07	NORTH CAROLINA	*p	0	0	0	0	0	0	0	0	0	0	0	0	0	0	0	1	0	1	.000
May 05	WESTERN CAROLINA	*p	0	0	0	0	0	0	0	0	0	0	0	0	0	0	0	0	2	0	.000
5/12/19	at Duke	*p	0	0	0	0	0	0	0	0	0	0	0	0	0	0	0	0	1	0	.000
Totals		5gs	0	0	0	0	0	0	0	0	0	0	0	0	0	0	0	1	5	2	.000

On base pct. .000 • Slugging pct. .000

#19 Cort Roedig - 12 appearances (All games)

Date	Opponent	GS	IP	H	R	ER	BB	SO	2B	3B	HR	WP	BK	HBP	IBB	Score	W-L	Sv	ERA	NP
Feb 16	RICHMOND	*	1.1	1	1	1	3	1	0	0	0	0	0	0	0	1-7	0-1	0	6.75	41
Feb 26	GEORGIA STATE	*	4.0	3	1	1	1	1	0	0	1	0	0	0	0	7-3	0-1	0	3.38	53
Mar 06	KENNESAW STATE	*	5.1	3	0	0	1	7	0	0	0	0	0	1	0	9-1	1-1	0	1.69	68
Mar 12	GEORGIA SOUTHERN		1.0	1	2	0	1	1	0	0	0	0	0	0	0	7-6	1-1	0	1.54	31
Mar 19	at Mercer		0.1	1	1	1	2	1	0	0	0	0	0	0	0	14-8	1-1	0	2.25	18
Mar 30	NOTRE DAME		1.0	2	1	1	1	0	2	0	0	0	0	0	0	11-2	1-1	0	2.77	18
Apr 07	NORTH CAROLINA	*	4.1	2	4	4	1	3	0	0	2	0	0	1	0	10-5	1-1	0	4.15	67
Apr 16	AUBURN		2.2	2	1	1	1	3	2	0	0	1	0	0	0	11-6	1-1	0	4.05	50
Apr 23	vs Georgia	*	3.0	3	4	3	1	2	0	0	2	0	0	0	0	8-6	1-1	0	4.70	56
Apr 28	CLEMSON		5.0	5	3	3	1	4	0	1	0	0	0	1	0	7-11	1-1	0	4.82	71
May 05	WESTERN CAROLINA	*	5.0	3	1	0	1	6	2	0	0	0	0	1	0	14-1	2-1	0	4.09	85
5/12/19	at Duke	*	3.2	2	4	4	4	4	0	0	1	1	0	0	0	4-10	2-1	0	4.66	75
Totals		7	36.2	28	23	19	18	33	6	1	6	2	0	4	0	103-66	2-1	0	4.66	-

#23 Oscar Serratos - 36 games (All games)

Date	Opponent	Pos	AB	R	H	RBI	2B	3B	HR	BB	SB	CS	HBP	SAC	SF	GDP	K	PO	A	E	Avg
Feb 15	ILLINOIS-CHICAGO	*3b	3	1	2	1	0	0	1	1	0	0	0	0	0	0	0	0	1	0	.667
Feb 16	RICHMOND	*3b	4	0	0	0	0	0	0	0	0	0	0	0	0	0	1	0	2	0	.286
Feb 16	WEST VIRGINIA	*3b	5	0	0	0	0	0	0	0	0	0	0	0	0	1	1	2	6	4	.167
Feb 22	UCLA	*3b	4	1	1	0	0	0	0	0	0	0	0	0	0	0	2	1	2	0	.188
Feb 23	UCLA	*3b	4	0	0	0	0	0	0	0	0	0	0	0	0	0	2	0	2	0	.150
Feb 24	UCLA	*3b	4	0	1	0	0	0	0	0	0	0	0	0	0	0	1	1	1	1	.167
Feb 26	GEORGIA STATE	*3b	4	1	1	1	0	0	0	1	1	0	0	0	0	0	0	1	3	0	.179
Feb 27	at Georgia State	*3b	4	2	2	2	0	0	1	0	0	0	0	0	0	0	1	0	2	0	.219
Mar 01	NORTHWESTERN	*3b	4	2	2	1	0	1	0	0	0	0	0	0	0	0	0	0	1	0	.250
Mar 02	NORTHWESTERN-1	*3b	4	2	2	0	0	0	0	0	0	0	1	0	0	0	1	0	1	0	.275
Mar 02	NORTHWESTERN-2	*3b	4	1	2	0	0	0	0	0	0	0	0	0	0	0	0	1	1	2	.295
Mar 05	at Kennesaw State	*3b	4	0	1	2	0	0	0	1	0	0	0	0	0	0	1	0	0	0	.292
Mar 06	KENNESAW STATE	*3b	4	0	0	0	0	0	0	0	0	0	0	0	0	0	0	0	0	0	.269
Mar 08	at Miami (FL)	*3b	5	0	1	0	0	0	0	0	0	0	0	0	0	0	1	0	0	0	.263
Mar 09	at Miami (FL)	*3b	5	1	2	1	1	0	0	0	0	0	0	0	0	0	3	0	1	0	.274
Mar 10	at Miami (FL)	*3b	5	0	1	0	0	0	0	0	0	0	0	0	0	0	3	0	2	0	.269
Mar 12	GEORGIA SOUTHERN	*3b	4	0	2	1	0	0	0	0	1	0	1	0	0	0	1	1	4	0	.282
Mar 15	VIRGINIA	*3b	4	1	2	0	0	0	0	1	0	0	0	0	0	0	2	0	1	0	.293
Mar 16	VIRGINIA	*3b	4	0	0	1	0	0	0	0	0	0	0	0	1	0	2	1	3	2	.278
Mar 17	VIRGINIA	*3b	4	0	0	0	0	0	0	0	0	0	0	0	0	0	0	0	2	0	.265
Mar 22	at Louisville	*3b	4	0	1	0	1	0	0	0	0	0	0	0	0	0	1	0	0	0	.264
Mar 23	at Louisville	*3b	3	0	0	1	0	0	0	0	0	0	0	0	1	0	2	1	2	0	.256
Mar 24	at Louisville	*3b	4	0	1	0	0	0	0	0	1	0	0	0	0	0	2	0	1	0	.255
Mar 26	GEORGIA	*3b	4	0	1	1	0	0	0	0	0	0	0	0	0	0	1	0	2	0	.255
Mar 29	NOTRE DAME	*3b	4	0	1	0	0	0	0	0	0	0	0	0	0	0	2	1	0	0	.255
Mar 30	NOTRE DAME	*3b	3	0	2	2	0	0	0	1	0	0	0	0	0	0	0	0	1	1	.267
Mar 31	NOTRE DAME	*dh/3b	3	1	2	4	2	0	0	1	0	0	1	0	0	0	0	0	0	0	.278
Apr 02	at Auburn	*3b	3	2	0	0	0	0	0	2	0	0	0	0	0	0	2	0	1	0	.270
Apr 05	NORTH CAROLINA	*3b	4	1	0	0	0	0	0	0	0	0	0	0	0	0	2	1	1	0	.261
Apr 06	NORTH CAROLINA	*3b	3	0	1	1	0	0	0	1	1	0	1	0	0	0	0	0	0	0	.263
Apr 07	NORTH CAROLINA	3b	0	0	0	0	0	0	0	0	0	0	0	0	0	0	0	0	0	0	.263
Apr 09	at Georgia	*3b	2	0	0	0	0	0	0	1	0	0	0	0	0	0	1	1	1	1	.258
Apr 12	at Boston College	*3b	4	0	0	0	0	0	0	0	0	0	0	0	0	1	2	0	0	0	.250
Apr 13	at Boston College	*3b	1	0	0	0	0	0	0	0	0	0	0	0	0	0	1	0	0	1	.248
Apr 18	at Virginia Tech	*3b	3	0	0	0	0	0	0	0	0	0	0	0	0	1	0	0	1	0	.242
May 03	WESTERN CAROLINA	3b	2	1	1	1	0	0	0	0	0	0	0	0	0	0	0	1	0	0	.246
Totals		34gs	130	17	32	20	4	1	2	10	4	0	4	0	2	3	38	13	45	12	.246

On base pct. .315 • Slugging pct. .338

2019 Georgia Tech Baseball
Individual Game-by-Game for Georgia Tech (as of May 14, 2019)

#34 Will Shirah - 7 appearances (All games)

Date	Opponent	GS	IP	H	R	ER	BB	SO	2B	3B	HR	WP	BK	HBP	IBB	Score	W-L	Sv	ERA	NP
Feb 16	RICHMOND		1.1	2	0	0	0	1	0	0	0	0	0	0	0	1-7	0-0	0	0.00	26
Feb 23	UCLA		0.1	0	0	0	0	0	0	0	0	2	0	0	0	2-8	0-0	0	0.00	5
Feb 24	UCLA		0.0	0	0	0	2	0	0	0	0	0	0	0	0	0-6	0-0	0	0.00	11
Mar 19	at Mercer		1.0	1	3	3	2	0	0	0	1	0	0	0	0	14-8	0-0	0	10.12	31
Mar 30	NOTRE DAME		1.0	2	1	1	1	0	0	0	0	0	0	0	0	11-2	0-0	0	9.82	20
Apr 05	NORTH CAROLINA		1.2	2	2	2	1	1	0	0	1	1	0	0	0	4-11	0-0	0	10.12	38
Apr 09	at Georgia		0.1	1	0	0	0	0	0	0	0	0	0	0	0	2-12	0-0	0	9.53	8
Totals		0	5.2	8	6	6	6	2	0	0	2	3	0	0	0	34-54	0-0	0	9.53	-

#20 Jamie Taylor - 10 games (All games)

Date	Opponent	Pos	AB	R	H	RBI	2B	3B	HR	BB	SB	CS	HBP	SAC	SF	GDP	K	PO	A	E	Avg
Feb 16	RICHMOND	c	0	0	0	0	0	0	0	1	0	0	0	0	0	0	0	4	0	0	.000
Feb 27	at Georgia State	c	2	0	0	0	0	0	0	0	0	0	0	0	0	0	1	6	0	0	.000
Mar 02	NORTHWESTERN-2	*c	3	0	0	0	0	0	0	0	0	0	0	0	0	0	2	12	1	0	.000
Mar 06	KENNESAW STATE	c	1	0	0	0	0	0	0	0	0	0	0	0	0	0	0	4	0	0	.000
Mar 19	at Mercer	c	0	0	0	0	0	0	0	0	0	0	0	0	0	0	0	2	1	0	.000
Apr 09	at Georgia	ph	1	0	1	0	0	0	0	0	0	0	0	0	0	0	0	0	0	0	.143
May 03	WESTERN CAROLINA	ph/dh	2	1	1	3	0	1	0	0	0	0	0	0	0	0	0	0	0	0	.222
May 04	WESTERN CAROLINA	dh	1	0	0	0	0	0	0	0	0	0	0	0	0	0	0	0	0	0	.200
May 05	WESTERN CAROLINA	ph/c	1	0	0	0	0	0	0	0	0	0	0	0	0	0	1	3	0	0	.182
5/11/19	at Duke	ph	1	0	0	0	0	0	0	0	0	0	0	0	0	0	0	0	0	0	.167
Totals		1gs	12	1	2	3	0	1	0	1	0	0	0	0	0	0	4	31	2	0	.167

On base pct. .231 • Slugging pct. .333

#42 Connor Thomas - 9 games (All games)

Date	Opponent	Pos	AB	R	H	RBI	2B	3B	HR	BB	SB	CS	HBP	SAC	SF	GDP	K	PO	A	E	Avg
Feb 16	WEST VIRGINIA	*p	0	0	0	0	0	0	0	0	0	0	0	0	0	0	0	0	1	0	.000
Mar 02	NORTHWESTERN-1	*p	0	0	0	0	0	0	0	0	0	0	0	0	0	0	0	0	1	0	.000
Mar 16	VIRGINIA	*p	0	0	0	0	0	0	0	0	0	0	0	0	0	0	0	0	4	0	.000
Mar 23	at Louisville	*p	0	0	0	0	0	0	0	0	0	0	0	0	0	0	0	2	4	0	.000
Mar 30	NOTRE DAME	*p	0	0	0	0	0	0	0	0	0	0	0	0	0	0	0	0	1	0	.000
Apr 13	at Boston College	*p	0	0	0	0	0	0	0	0	0	0	0	0	0	0	0	0	1	0	.000
Apr 20	at Virginia Tech-1	*p	0	0	0	0	0	0	0	0	0	0	0	0	0	0	0	0	1	0	.000
Apr 27	CLEMSON	*p	0	0	0	0	0	0	0	0	0	0	0	0	0	0	0	0	1	0	.000
May 04	WESTERN CAROLINA	*p	0	0	0	0	0	0	0	0	0	0	0	0	0	0	0	0	1	0	.000
Totals		9gs	0	0	0	0	0	0	0	0	0	0	0	0	0	0	0	2	15	0	.000

On base pct. .000 • Slugging pct. .000

#42 Connor Thomas - 13 appearances (All games)

Date	Opponent	GS	IP	H	R	ER	BB	SO	2B	3B	HR	WP	BK	HBP	IBB	Score	W-L	Sv	ERA	NP
Feb 16	WEST VIRGINIA	*	7.0	5	3	0	2	10	2	0	0	0	0	0	0	5-4	0-0	0	0.00	91
Feb 23	UCLA	*	5.0	9	6	6	1	5	3	0	1	0	0	0	1	2-8	0-1	0	4.50	80
Mar 02	NORTHWESTERN-1	*	7.0	6	2	2	2	6	3	0	0	1	0	0	0	9-2	1-1	0	3.79	95
Mar 09	at Miami (FL)	*	6.0	7	3	3	1	5	1	0	1	0	0	0	0	5-6	1-1	0	3.96	91
Mar 16	VIRGINIA	*	7.1	7	2	2	0	6	1	0	1	0	0	1	0	7-3	2-1	0	3.62	103
Mar 23	at Louisville	*	9.0	5	0	0	2	5	1	0	0	0	0	0	0	4-0	3-1	0	2.83	96
Mar 30	NOTRE DAME	*	7.0	5	0	0	0	10	0	0	0	0	0	0	0	11-2	4-1	0	2.42	93
Apr 06	NORTH CAROLINA	*	6.2	8	4	4	2	9	2	0	0	0	0	0	0	11-10	4-1	0	2.78	102
Apr 13	at Boston College	*	7.0	5	1	1	1	4	0	0	0	0	0	0	0	9-1	5-1	0	2.61	93
Apr 20	at Virginia Tech-1	*	8.0	10	5	4	1	9	3	0	1	0	0	0	0	7-5	6-1	0	2.83	97
Apr 27	CLEMSON	*	5.1	12	6	6	2	8	0	0	2	0	0	0	0	13-8	6-1	0	3.35	94
May 04	WESTERN CAROLINA	*	7.0	7	3	3	1	5	0	0	1	2	0	1	0	16-3	7-1	0	3.39	81
5/11/19	at Duke	*	7.0	11	3	3	1	2	2	0	1	0	0	1	0	15-3	8-1	0	3.43	91
Totals		13	89.1	97	38	34	16	84	18	0	8	3	0	3	1	114-55	8-1	0	3.43	-

2019 Georgia Tech Baseball
Individual Game-by-Game for Georgia Tech (as of May 14, 2019)

#18 Cameron Turley - 11 games (All games)

Date	Opponent	Pos	AB	R	H	RBI	2B	3B	HR	BB	SB	CS	HBP	SAC	SF	GDP	K	PO	A	E	Avg
Feb 16	RICHMOND	*c	1	0	0	0	0	0	0	1	0	0	0	0	0	0	1	3	1	0	.000
Mar 01	NORTHWESTERN	c	0	0	0	0	0	0	0	0	0	0	0	0	0	0	1	0	0	0	.000
Mar 05	at Kennesaw State	c	1	0	0	0	0	0	0	0	0	0	0	0	0	0	6	0	0	0	.000
Mar 30	NOTRE DAME	c	0	0	0	0	0	0	0	0	0	0	0	0	0	0	0	0	0	0	.000
Apr 09	at Georgia	ph/c	0	0	0	0	0	0	0	1	0	0	0	0	0	0	0	2	0	0	.000
Apr 16	AUBURN	*c	2	1	0	0	0	0	0	2	0	0	0	1	0	0	2	6	2	0	.000
May 03	WESTERN CAROLINA	c	0	0	0	1	0	0	0	0	0	0	0	0	1	0	0	1	0	0	.000
May 04	WESTERN CAROLINA	pr/c	0	1	0	0	0	0	0	0	0	0	0	0	0	0	0	4	0	0	.000
May 05	WESTERN CAROLINA	ph	1	0	0	0	0	0	0	0	0	0	0	0	0	0	1	0	0	0	.000
5/11/19	at Duke	c	1	0	0	0	0	0	0	0	0	0	0	0	0	0	1	1	0	0	.000
May 14	MERCER	c	0	0	0	0	0	0	0	0	0	0	0	0	0	0	0	1	0	0	.000
Totals		2gs	6	2	0	1	0	0	0	4	0	0	0	1	1	0	5	25	3	0	.000

On base pct. .364 • Slugging pct. .000

#7 Luke Waddell - 47 games (All games)

Date	Opponent	Pos	AB	R	H	RBI	2B	3B	HR	BB	SB	CS	HBP	SAC	SF	GDP	K	PO	A	E	Avg
Feb 15	ILLINOIS-CHICAGO	*2b	4	1	1	0	1	0	0	0	1	0	0	0	0	0	1	2	2	0	.250
Feb 16	RICHMOND	*2b	5	0	0	0	0	0	0	0	0	0	0	0	0	0	0	2	3	0	.111
Feb 16	WEST VIRGINIA	*2b	4	0	0	0	0	0	0	1	0	0	0	0	0	0	1	0	1	0	.077
Feb 22	UCLA	*2b	5	1	1	1	0	0	1	0	0	0	0	0	0	0	2	2	3	0	.111
Mar 01	NORTHWESTERN	*2b	4	1	1	0	0	0	0	0	0	0	0	0	0	0	0	3	3	0	.136
Mar 02	NORTHWESTERN-1	*2b	1	1	1	3	1	0	0	3	0	0	0	0	0	0	0	1	2	0	.174
Mar 02	NORTHWESTERN-2	*2b	3	0	1	1	1	0	0	0	0	0	0	0	0	0	0	2	0	0	.192
Mar 05	at Kennesaw State	*2b	4	1	1	0	0	0	0	1	0	0	0	0	0	0	1	2	0	0	.200
Mar 06	KENNESAW STATE	*2b/ss	3	1	1	1	0	0	0	1	1	0	0	1	0	0	0	0	1	0	.212
Mar 08	at Miami (FL)	*2b	4	1	1	0	0	0	0	1	0	0	0	0	0	0	1	0	2	0	.216
Mar 09	at Miami (FL)	*ss	4	0	1	0	1	0	0	1	0	0	0	0	0	0	0	1	2	0	.220
Mar 10	at Miami (FL)	*2b	5	2	3	1	0	0	0	0	1	0	0	0	0	0	0	2	2	1	.261
Mar 12	GEORGIA SOUTHERN	*ss	5	0	0	0	0	0	0	0	0	0	0	0	0	0	0	1	6	0	.235
Mar 15	VIRGINIA	*2b	6	0	1	0	0	0	0	0	0	0	0	0	0	0	2	1	5	0	.228
Mar 16	VIRGINIA	*ss	5	1	3	2	0	0	0	0	1	0	0	0	0	0	0	2	2	0	.258
Mar 17	VIRGINIA	*ss	3	3	2	1	0	0	0	1	0	0	0	0	0	0	0	0	3	0	.277
Mar 19	at Mercer	*ss	6	2	4	1	0	0	0	0	0	0	0	0	0	0	0	0	3	0	.310
Mar 22	at Louisville	*ss	4	0	0	0	0	0	0	0	0	0	0	0	0	0	2	2	1	0	.293
Mar 23	at Louisville	*ss	5	1	3	0	0	0	0	0	0	0	0	0	0	0	0	2	5	0	.312
Mar 24	at Louisville	*ss	2	3	1	0	0	1	0	3	0	0	0	0	0	0	0	2	6	0	.317
Mar 26	GEORGIA	*ss	2	3	1	2	0	0	1	2	0	0	0	0	0	0	0	0	1	0	.321
Mar 29	NOTRE DAME	*ss	4	0	1	0	0	0	0	1	1	0	0	0	0	0	1	2	5	0	.318
Mar 30	NOTRE DAME	*ss	5	3	2	0	0	0	0	1	0	0	0	0	0	0	0	1	6	0	.323
Mar 31	NOTRE DAME	*ss	2	1	0	0	0	0	0	3	0	0	0	0	0	0	0	0	1	1	.316
Apr 02	at Auburn	*ss	5	2	1	1	0	0	0	1	0	0	0	0	0	0	1	3	5	0	.310
Apr 05	NORTH CAROLINA	*ss	4	0	2	2	1	0	0	0	0	0	1	0	0	0	0	1	2	0	.317
Apr 06	NORTH CAROLINA	*ss	6	0	1	0	0	0	0	0	0	0	0	0	0	0	0	0	0	0	.309
Apr 07	NORTH CAROLINA	*ss	4	2	1	1	0	0	0	1	0	0	0	0	0	0	1	1	3	0	.307
Apr 09	at Georgia	*ss	3	0	2	0	1	0	0	0	0	0	0	0	0	0	0	0	6	0	.316
Apr 12	at Boston College	*ss	3	0	0	0	0	0	0	0	1	0	1	0	0	0	1	1	1	0	.308
Apr 13	at Boston College	*ss	4	1	2	1	0	0	0	1	0	0	0	0	0	0	0	1	1	0	.315
Apr 14	at Boston College	*ss	4	1	2	1	0	0	0	0	0	0	1	0	0	1	0	1	4	0	.320
Apr 16	AUBURN	*ss	5	0	2	2	0	0	0	0	0	0	0	0	1	0	0	2	5	1	.323
Apr 18	at Virginia Tech	*ss	4	0	1	1	0	0	0	0	0	0	0	0	1	0	1	2	5	0	.321
Apr 20	at Virginia Tech-1	*ss	6	0	1	1	0	0	0	0	0	0	0	0	0	0	1	1	4	0	.315
Apr 20	at Virginia Tech-2	*ss	4	0	0	0	0	0	0	1	0	0	0	0	0	0	0	5	0	0	.306
Apr 23	vs Georgia	*ss	4	2	3	3	1	1	0	1	0	0	0	0	0	0	0	2	3	1	.318
Apr 26	CLEMSON	*ss	2	1	1	1	0	0	0	3	1	0	0	0	0	0	0	2	5	0	.320
Apr 27	CLEMSON	*ss	5	2	2	1	1	0	0	1	0	0	0	0	0	0	1	0	5	0	.323
Apr 28	CLEMSON	*ss	3	1	0	0	0	0	0	1	0	1	1	0	0	0	1	2	1	0	.317
May 03	WESTERN CAROLINA	*ss	1	2	0	1	0	0	0	3	0	0	0	0	1	0	0	1	6	0	.315
May 04	WESTERN CAROLINA	*ss	5	1	1	0	0	0	0	1	0	0	0	0	0	1	0	2	3	0	.311
May 05	WESTERN CAROLINA	*ss	3	2	0	0	0	0	0	2	0	0	0	0	0	0	0	1	1	0	.306
5/10/19	at Duke	*ss	6	1	2	1	0	0	0	0	0	0	0	0	0	0	2	2	2	1	.307
5/11/19	at Duke	*ss	5	3	2	2	1	0	0	1	0	0	0	0	0	0	2	2	4	0	.309
5/12/19	at Duke	*ss	5	0	1	0	0	0	0	0	0	0	0	0	0	0	0	1	1	1	.306
May 14	MERCER	*ss	4	1	2	0	0	0	0	1	0	0	0	0	0	0	0	1	2	0	.311
Totals		47gs	190	48	59	32	9	2	2	37	7	1	5	1	3	2	20	57	141	6	.311

On base pct. .430 • Slugging pct. .411

2019 Georgia Tech Baseball
Individual Game-by-Game for Georgia Tech (as of May 14, 2019)

#35 Jackson Webb - 36 games (All games)

Date	Opponent	Pos	AB	R	H	RBI	2B	3B	HR	BB	SB	CS	HBP	SAC	SF	GDP	K	PO	A	E	Avg
Feb 15	ILLINOIS-CHICAGO	1b	0	0	0	0	0	0	0	0	0	0	0	0	0	0	0	1	0	0	.000
Feb 16	WEST VIRGINIA	1b	1	0	0	0	0	0	0	0	0	0	0	0	0	0	0	0	0	0	.000
Feb 22	UCLA	1b	0	0	0	0	0	0	0	0	0	0	0	0	0	0	0	4	0	0	.000
Feb 23	UCLA	*2b	2	0	1	0	0	0	0	0	0	0	0	1	0	0	1	1	3	0	.333
Feb 24	UCLA	*2b	0	0	0	0	0	0	0	0	1	0	1	1	0	0	0	3	1	0	.333
Feb 26	GEORGIA STATE	*2b	3	1	1	0	0	0	0	1	1	0	0	0	0	0	0	2	1	0	.333
Feb 27	at Georgia State	*2b/3b	5	0	1	1	0	0	0	0	0	0	0	0	0	0	3	0	2	0	.273
Mar 01	NORTHWESTERN	1b/2b	0	0	0	0	0	0	0	0	0	0	0	0	0	0	0	1	1	0	.273
Mar 06	KENNESAW STATE	2b	0	0	0	0	0	0	0	0	0	0	0	0	0	0	0	0	1	0	.273
Mar 09	at Miami (FL)	2b	3	1	1	0	0	0	0	0	0	0	0	0	0	0	1	1	3	0	.286
Mar 10	at Miami (FL)	1b	1	0	1	1	0	0	0	0	0	0	0	0	0	0	0	1	0	0	.333
Mar 12	GEORGIA SOUTHERN	*2b	4	1	1	0	0	0	0	1	0	0	0	0	0	0	1	7	4	0	.316
Mar 17	VIRGINIA	1b	0	0	0	0	0	0	0	0	0	0	0	0	0	0	0	1	0	0	.316
Mar 19	at Mercer	*3b	3	1	0	1	0	0	0	1	1	0	0	1	0	0	1	0	3	1	.273
Mar 22	at Louisville	1b	0	0	0	0	0	0	0	0	0	0	0	0	0	0	0	2	0	0	.273
Mar 30	NOTRE DAME	3b	1	0	1	0	0	0	0	0	0	0	0	0	0	0	0	0	0	0	.304
Mar 31	NOTRE DAME	*3b/1b	3	0	0	0	0	0	0	2	1	0	0	0	0	0	2	0	5	0	.269
Apr 07	NORTH CAROLINA	*3b/1b	4	1	1	0	0	0	0	0	1	0	0	0	0	0	1	0	0	0	.267
Apr 09	at Georgia	ph/1b	1	0	0	0	0	0	0	0	0	0	0	0	0	0	0	1	0	0	.258
Apr 13	at Boston College	ph/3b	4	1	1	0	0	0	0	0	0	0	0	0	0	0	1	2	2	0	.257
Apr 14	at Boston College	*3b/1b	4	1	2	0	1	0	0	0	0	0	0	1	0	0	0	9	0	0	.282
Apr 16	AUBURN	*3b	5	1	2	3	1	0	0	0	1	0	0	0	0	0	2	0	1	0	.295
Apr 18	at Virginia Tech	*1b	3	1	1	0	0	0	0	1	1	0	0	0	0	0	2	7	2	0	.298
Apr 20	at Virginia Tech-1	*3b	3	0	2	1	0	1	0	0	0	0	0	1	1	0	0	0	0	1	.320
Apr 20	at Virginia Tech-2	*3b	3	1	1	1	0	0	0	1	0	0	0	0	0	0	0	1	0	0	.321
Apr 23	vs Georgia	*3b	2	2	1	0	0	0	0	2	0	0	0	0	0	0	0	4	0	0	.327
Apr 26	CLEMSON	*3b	3	0	0	0	0	0	0	1	0	0	0	0	0	0	1	2	2	0	.310
Apr 27	CLEMSON	*3b	5	1	3	1	0	1	0	0	0	0	0	0	0	0	1	1	2	1	.333
Apr 28	CLEMSON	*3b/1b	4	0	1	0	0	0	0	0	0	0	0	0	0	0	1	1	3	1	.328
May 03	WESTERN CAROLINA	*3b/1b	6	3	4	3	0	0	1	0	0	0	0	0	0	0	0	2	3	0	.356
May 04	WESTERN CAROLINA	*3b	4	1	3	1	0	0	0	1	0	0	0	0	0	0	0	2	1	0	.377
May 05	WESTERN CAROLINA	*3b/1b	4	1	1	0	0	0	0	1	0	0	0	0	0	0	0	1	1	0	.370
5/10/19	at Duke	*3b/1b	2	1	1	1	0	0	0	2	0	1	0	0	1	0	0	1	0	0	.373
5/11/19	at Duke	*3b	2	1	0	0	0	0	0	3	0	1	0	0	0	0	0	4	0	0	.365
5/12/19	at Duke	*3b	4	0	0	0	0	0	0	0	0	0	0	0	0	0	1	1	0	0	.348
May 14	MERCER	*3b	1	1	1	1	0	0	0	3	1	0	0	0	0	0	0	1	4	1	.356
Totals		24gs	90	21	32	15	2	2	1	20	8	2	1	5	2	0	19	54	54	6	.356

On base pct. .469 • Slugging pct. .456

2019 Georgia Tech Baseball
Individual Game-by-Game for Georgia Tech (as of May 14, 2019)

#14 Austin Wilhite - 49 games (All games)

Date	Opponent	Pos	AB	R	H	RBI	2B	3B	HR	BB	SB	CS	HBP	SAC	SF	GDP	K	PO	A	E	Avg
Feb 15	ILLINOIS-CHICAGO	*ss	3	0	2	1	0	0	0	0	0	0	0	0	1	0	1	1	1	1	.667
Feb 16	RICHMOND	*ss	2	1	1	0	0	1	0	2	1	0	0	0	0	0	1	3	2	0	.600
Feb 16	WEST VIRGINIA	*ss	5	0	1	0	0	0	0	0	0	0	0	0	0	0	0	0	0	0	.400
Feb 22	UCLA	*ss	4	0	2	1	1	0	0	0	0	0	0	0	0	0	2	1	6	0	.429
Feb 23	UCLA	*ss	3	0	0	0	0	0	0	1	0	0	0	0	0	0	2	3	2	0	.353
Feb 24	UCLA	*ss	3	0	1	0	0	0	0	1	0	0	0	0	0	0	2	1	3	0	.350
Feb 26	GEORGIA STATE	*ss	4	0	0	0	0	0	0	1	0	0	0	0	0	0	0	0	4	0	.292
Feb 27	at Georgia State	*ss	3	1	1	2	1	0	0	1	0	0	0	0	0	0	0	0	1	0	.296
Mar 01	NORTHWESTERN	*ss	4	0	1	1	0	0	0	0	0	0	0	0	0	0	1	1	1	0	.290
Mar 02	NORTHWESTERN-1	*ss	3	2	2	3	0	0	0	1	0	0	0	0	0	0	0	3	4	0	.324
Mar 02	NORTHWESTERN-2	*ss	4	0	0	0	0	0	0	0	0	0	0	0	0	0	2	0	5	0	.289
Mar 05	at Kennesaw State	*ss	4	1	1	0	0	0	0	1	0	0	0	0	0	0	2	0	4	0	.286
Mar 06	KENNESAW STATE	*ss	3	1	1	0	0	0	0	1	1	0	0	0	0	1	1	2	4	0	.289
Mar 08	at Miami (FL)	*ss	4	0	0	0	0	0	0	0	0	0	0	1	0	0	2	4	1	0	.265
Mar 10	at Miami (FL)	*ss	2	1	0	0	0	0	0	2	0	0	0	0	0	0	1	1	3	1	.255
Mar 15	VIRGINIA	*ss	4	0	1	0	0	0	0	1	0	0	0	0	0	0	2	3	5	0	.255
Mar 16	VIRGINIA	*2b	3	1	1	0	0	0	0	1	0	0	0	0	0	0	0	0	2	0	.259
Mar 17	VIRGINIA	*2b	3	0	0	1	0	0	0	0	0	0	0	0	1	0	2	3	4	0	.246
Mar 19	at Mercer	*2b	4	3	3	4	1	0	1	2	0	0	0	0	0	0	0	2	5	1	.277
Mar 22	at Louisville	*2b	3	0	0	0	0	0	0	1	0	0	0	0	0	0	2	2	1	0	.265
Mar 23	at Louisville	*2b	4	0	0	0	0	0	0	0	0	0	0	0	0	0	0	3	1	0	.250
Mar 24	at Louisville	*2b	4	1	1	0	0	0	0	0	2	0	0	0	0	0	1	2	1	0	.250
Mar 26	GEORGIA	*2b	3	1	1	0	0	0	0	1	0	0	0	0	0	0	0	3	0	0	.253
Mar 29	NOTRE DAME	*2b	3	0	0	0	0	0	0	1	1	0	0	0	0	0	1	1	3	0	.244
Mar 30	NOTRE DAME	*2b	4	1	2	0	1	0	0	0	0	0	0	0	0	0	4	0	0	0	.256
Mar 31	NOTRE DAME	*2b	3	0	1	1	0	0	0	1	1	0	0	0	1	0	0	3	2	2	.258
Apr 02	at Auburn	*2b	4	0	1	0	0	0	0	0	0	0	0	1	0	0	0	3	7	0	.258
Apr 05	NORTH CAROLINA	*2b	3	2	2	1	2	0	0	0	0	0	1	0	0	0	0	5	6	0	.271
Apr 06	NORTH CAROLINA	*2b	5	2	2	1	0	0	0	0	0	0	0	0	0	1	1	3	5	0	.277
Apr 07	NORTH CAROLINA	*2b	4	1	2	0	0	0	0	0	2	0	0	0	0	0	0	1	2	0	.286
Apr 09	at Georgia	*2b/ss	3	0	1	0	0	0	0	1	0	0	0	0	0	0	0	3	2	0	.287
Apr 12	at Boston College	*2b	4	0	2	0	1	0	0	0	1	0	0	0	0	0	1	2	3	0	.295
Apr 13	at Boston College	*2b	4	1	2	2	0	0	0	1	1	0	0	0	0	0	1	1	5	0	.302
Apr 14	at Boston College	*2b	2	3	1	0	0	0	0	2	0	0	1	0	0	0	1	0	1	0	.305
Apr 16	AUBURN	*2b	4	3	2	1	0	0	0	1	1	0	0	0	0	0	0	2	4	1	.311
Apr 18	at Virginia Tech	*2b	2	0	0	1	0	0	0	2	0	0	0	0	0	0	1	3	2	0	.306
Apr 20	at Virginia Tech-1	*2b	4	0	0	0	0	0	0	1	0	0	0	0	0	0	3	1	4	0	.297
Apr 20	at Virginia Tech-2	*2b	5	0	0	0	0	0	0	0	0	0	0	0	0	0	3	2	3	0	.286
Apr 23	vs Georgia	*2b	3	2	1	0	0	0	0	1	0	0	0	0	0	0	1	2	3	0	.287
Apr 26	CLEMSON	*2b	4	0	0	1	0	0	0	0	0	0	0	0	1	0	1	2	2	0	.279
Apr 27	CLEMSON	*2b	4	1	1	1	0	0	0	1	0	0	0	0	0	0	0	4	3	1	.278
Apr 28	CLEMSON	*2b	3	0	0	0	0	0	0	1	0	0	0	0	0	1	0	2	0	0	.272
May 03	WESTERN CAROLINA	*2b/ss	3	3	1	2	0	0	0	1	0	0	1	0	1	0	0	1	2	0	.273
May 04	WESTERN CAROLINA	*2b	4	1	1	1	0	0	0	0	0	0	0	0	0	0	1	3	4	0	.273
May 05	WESTERN CAROLINA	*2b	4	2	2	0	2	0	0	1	0	0	0	0	0	0	0	1	0	0	.278
5/10/19	at Duke	*2b	4	1	1	1	0	0	0	1	1	1	0	0	0	0	3	3	4	0	.278
5/11/19	at Duke	*2b	5	1	2	0	1	0	0	0	0	0	0	0	0	0	2	0	1	0	.281
5/12/19	at Duke	*2b	4	0	0	0	0	0	0	0	0	0	0	0	0	0	1	1	7	1	.275
May 14	MERCER	*2b	4	1	1	2	0	1	0	0	0	0	0	0	0	0	3	0	0	0	.274
Totals		49gs	175	38	48	28	10	2	1	33	12	1	3	2	5	3	48	87	138	9	.274

On base pct. .389 • Slugging pct. .371

2019 Georgia Tech Baseball
Individual Game-by-Game for Georgia Tech (as of May 14, 2019)

#31 Nick Wilhite - 51 games (All games)

Date	Opponent	Pos	AB	R	H	RBI	2B	3B	HR	BB	SB	CS	HBP	SAC	SF	GDP	K	PO	A	E	Avg
Feb 15	ILLINOIS-CHICAGO	*of	4	0	1	0	0	0	0	0	0	0	0	0	0	0	0	5	0	0	.250
Feb 16	RICHMOND	*of	2	0	0	0	0	0	0	1	0	0	0	0	0	0	0	3	0	0	.167
Feb 16	WEST VIRGINIA	*of	5	0	1	1	0	0	0	0	0	0	0	0	0	0	0	1	0	0	.182
Feb 22	UCLA	*of	3	0	0	0	0	0	0	0	0	0	0	1	0	0	0	2	0	0	.143
Feb 23	UCLA	*of	3	0	0	1	0	0	0	1	0	0	0	0	0	0	1	6	0	0	.118
Feb 24	UCLA	*of	2	0	1	0	0	0	0	1	0	0	0	0	0	0	0	2	0	0	.158
Feb 26	GEORGIA STATE	*of	4	0	0	1	0	0	0	0	1	0	0	0	0	0	1	5	0	0	.130
Feb 27	at Georgia State	*of	5	0	3	2	0	0	0	0	1	0	0	0	0	0	0	1	0	0	.214
Mar 01	NORTHWESTERN	*of	4	2	2	0	1	0	0	0	1	0	0	0	0	0	0	3	0	0	.250
Mar 02	NORTHWESTERN-1	*of	4	0	2	0	0	0	0	0	0	0	0	0	0	0	0	3	0	0	.278
Mar 02	NORTHWESTERN-2	*of	3	0	1	0	0	0	0	0	0	0	0	0	0	0	1	0	0	0	.282
Mar 05	at Kennesaw State	*of	4	2	2	1	0	0	0	1	0	0	0	0	0	0	1	2	0	0	.302
Mar 06	KENNESAW STATE	*of	3	1	1	0	0	0	0	0	0	0	0	0	0	0	1	1	0	0	.304
Mar 08	at Miami (FL)	*of	3	0	0	0	0	0	0	0	0	0	0	1	0	0	1	5	0	0	.286
Mar 09	at Miami (FL)	*of	3	0	0	0	0	0	0	1	0	0	0	0	0	0	1	3	0	0	.269
Mar 10	at Miami (FL)	*of	3	1	1	0	0	0	0	1	0	0	0	0	0	1	0	2	0	0	.273
Mar 12	GEORGIA SOUTHERN	*of	4	1	2	1	0	0	0	1	0	0	0	0	0	0	0	1	1	0	.288
Mar 15	VIRGINIA	*of	5	0	0	0	0	0	0	0	0	0	0	0	0	1	1	5	0	0	.266
Mar 16	VIRGINIA	*of	4	0	3	1	0	0	0	0	0	2	0	0	0	0	0	2	0	0	.294
Mar 17	VIRGINIA	*of	4	0	1	0	0	0	0	0	0	0	0	0	0	0	1	1	0	0	.292
Mar 19	at Mercer	*of	3	3	2	2	1	0	0	2	1	0	0	0	0	0	1	2	0	0	.307
Mar 22	at Louisville	*of	4	0	0	0	0	0	0	0	0	0	0	0	0	0	3	5	0	0	.291
Mar 23	at Louisville	*of	4	0	0	0	0	0	0	0	0	0	0	0	0	1	1	2	0	0	.277
Mar 24	at Louisville	*of	4	0	0	0	0	0	0	0	0	0	0	0	0	0	2	1	0	0	.264
Mar 26	GEORGIA	*of	4	1	2	0	0	0	0	0	0	0	0	0	0	0	0	2	0	0	.275
Mar 29	NOTRE DAME	*of	4	0	0	0	0	0	0	0	0	0	0	0	0	0	1	2	0	0	.263
Mar 30	NOTRE DAME	*of	5	1	1	1	0	0	0	0	0	0	0	0	0	0	0	2	0	0	.260
Mar 31	NOTRE DAME	*of	3	0	0	1	0	0	0	1	1	0	0	0	0	0	1	7	0	0	.252
Apr 02	at Auburn	*of	2	2	1	0	1	0	0	3	0	0	0	0	0	0	0	2	0	0	.257
Apr 05	NORTH CAROLINA	*of	3	0	1	1	0	0	0	1	0	0	0	0	0	0	0	3	0	0	.259
Apr 06	NORTH CAROLINA	*of	4	0	1	0	0	0	0	0	0	0	0	1	0	0	2	2	0	0	.259
Apr 07	NORTH CAROLINA	*of	2	1	0	0	0	0	0	2	0	0	0	0	0	0	0	4	0	1	.254
Apr 09	at Georgia	*of	3	0	0	0	0	0	0	0	0	0	0	0	0	1	1	1	0	0	.248
Apr 12	at Boston College	*of	3	0	0	0	0	0	0	0	0	0	0	0	0	0	2	2	1	0	.242
Apr 13	at Boston College	*of	3	0	2	2	0	0	0	1	0	0	0	0	0	0	0	4	0	0	.252
Apr 14	at Boston College	*of	2	2	1	1	0	0	0	2	0	0	0	0	0	1	0	2	0	0	.256
Apr 16	AUBURN	*of	3	2	1	1	0	0	0	1	1	0	1	0	0	0	1	3	0	0	.258
Apr 18	at Virginia Tech	*of	3	1	1	0	0	0	0	1	0	0	0	0	0	0	0	3	0	0	.260
Apr 20	at Virginia Tech-1	*of	4	1	1	1	0	0	0	1	0	0	0	0	0	0	1	3	0	0	.259
Apr 20	at Virginia Tech-2	*of	3	0	2	1	0	0	0	1	1	0	0	0	0	0	0	2	0	0	.268
Apr 23	vs Georgia	*of	2	0	0	0	0	0	0	0	0	0	0	2	0	0	0	3	0	0	.264
Apr 26	CLEMSON	*of	1	1	0	0	0	0	0	2	0	0	1	0	0	0	1	1	0	0	.262
Apr 27	CLEMSON	*of	5	2	2	2	1	0	0	0	0	0	0	0	0	0	2	3	0	0	.267
Apr 28	CLEMSON	*of	4	0	2	0	0	0	0	0	0	1	0	0	0	0	1	4	0	0	.273
May 03	WESTERN CAROLINA	*of	2	3	2	1	0	1	1	3	0	0	0	0	0	0	0	3	0	0	.283
May 04	WESTERN CAROLINA	*of	4	0	2	3	0	0	0	1	0	0	0	0	0	0	1	4	0	0	.288
May 05	WESTERN CAROLINA	*of	4	0	2	2	0	0	0	0	0	0	0	0	0	0	2	5	0	1	.294
5/10/19	at Duke	*of	4	1	2	2	2	0	0	1	0	0	0	0	0	0	1	3	0	0	.299
5/11/19	at Duke	*of	4	3	4	2	0	0	0	1	0	1	0	0	0	0	0	2	0	0	.315
5/12/19	at Duke	*of	2	1	1	1	0	0	1	2	1	0	0	0	0	0	0	4	0	0	.318
May 14	MERCER	*of	3	0	2	2	0	0	0	1	0	0	0	0	0	0	1	1	0	0	.324
Totals		51gs	173	32	56	34	6	1	2	34	8	4	2	5	0	5	34	140	2	2	.324

On base pct. .440 • Slugging pct. .405

#41 Amos Willingham - 6 games (All games)

Date	Opponent	Pos	AB	R	H	RBI	2B	3B	HR	BB	SB	CS	HBP	SAC	SF	GDP	K	PO	A	E	Avg
Feb 16	RICHMOND	*p	0	0	0	0	0	0	0	0	0	0	0	0	0	0	0	1	1	0	.000
Mar 05	at Kennesaw State	*p	0	0	0	0	0	0	0	0	0	0	0	0	0	0	0	0	2	0	.000
Mar 19	at Mercer	*p	0	0	0	0	0	0	0	0	0	0	0	0	0	0	0	1	0	0	.000
Mar 26	GEORGIA	*p	0	0	0	0	0	0	0	0	0	0	0	0	0	0	0	1	2	0	.000
Apr 16	AUBURN	*p	0	0	0	0	0	0	0	0	0	0	0	0	0	0	0	0	0	1	.000
5/10/19	at Duke	*p	0	0	0	0	0	0	0	0	0	0	0	0	0	0	0	1	1	0	.000
Totals		5gs	0	0	0	0	0	0	0	0	0	0	0	0	0	0	0	4	6	1	.000

On base pct. .000 • Slugging pct. .000

2019 Georgia Tech Baseball
Individual Game-by-Game for Georgia Tech (as of May 14, 2019)

#41 Amos Willingham - 15 appearances (All games)

Date	Opponent	GS	IP	H	R	ER	BB	SO	2B	3B	HR	WP	BK	HBP	IBB	Score	W-L	Sv	ERA	NP
Feb 16	RICHMOND		3.1	7	5	5	1	1	1	0	2	2	0	0	0	1-7	0-0	0	13.50	70
Feb 23	UCLA		1.0	1	1	1	1	2	0	0	0	0	1	0	0	2-8	0-0	0	12.46	22
Feb 27	at Georgia State	*	6.0	3	0	0	0	5	0	0	0	1	0	0	0	10-0	1-0	0	5.23	76
Mar 05	at Kennesaw State	*	5.0	5	1	1	1	3	0	0	0	0	0	0	0	10-7	2-0	0	4.11	81
Mar 10	at Miami (FL)		0.1	1	0	0	0	0	1	0	0	0	0	0	0	6-9	2-0	0	4.02	5
Mar 12	GEORGIA SOUTHERN	*	5.0	7	2	2	0	0	0	0	0	0	0	0	0	7-6	2-0	0	3.92	57
Mar 19	at Mercer	*	6.0	6	4	1	0	4	0	0	2	0	0	0	0	14-8	3-0	0	3.38	69
Mar 26	GEORGIA	*	6.1	6	2	2	2	8	3	0	0	0	0	0	0	11-2	4-0	0	3.27	107
Apr 05	NORTH CAROLINA	*	4.0	6	6	4	5	1	1	0	1	0	0	0	0	4-11	4-1	0	3.89	89
Apr 09	at Georgia	*	2.0	3	3	2	0	0	0	0	2	0	0	0	0	2-12	4-2	0	4.15	33
Apr 16	AUBURN	*	1.1	3	3	3	3	0	0	0	0	0	0	0	0	11-6	4-2	0	4.69	40
Apr 27	CLEMSON		2.0	1	0	0	0	1	0	0	0	0	0	1	0	13-8	4-2	0	4.46	29
Apr 28	CLEMSON		0.0	2	2	2	0	0	1	0	1	0	0	0	0	7-11	4-2	0	4.89	9
May 03	WESTERN CAROLINA	*	5.0	5	4	4	1	2	1	0	2	0	0	0	0	25-4	5-2	0	5.13	78
5/10/19	at Duke	*	5.0	3	3	2	1	3	1	0	0	0	0	2	0	14-10	6-2	0	4.99	67
Totals		10	52.1	59	36	29	15	30	9	0	10	3	1	3	0	137-109	6-2	0	4.99	-

#38 Robert Winborne - 4 games (All games)

Date	Opponent	Pos	AB	R	H	RBI	2B	3B	HR	BB	SB	CS	HBP	SAC	SF	GDP	K	PO	A	E	Avg
Mar 01	NORTHWESTERN	p	0	0	0	0	0	0	0	0	0	0	0	0	0	0	0	0	1	0	.000
Apr 28	CLEMSON	p	0	0	0	0	0	0	0	0	0	0	0	0	0	0	0	0	1	0	.000
5/11/19	at Duke	p	0	0	0	0	0	0	0	0	0	0	0	0	0	0	0	1	0	0	.000
May 14	MERCER	p	0	0	0	0	0	0	0	0	0	0	0	0	0	0	0	0	1	0	.000
Totals		ogs	0	0	0	0	0	0	0	0	0	0	0	0	0	0	0	1	3	0	.000

On base pct. .000 • Slugging pct. .000

#38 Robert Winborne - 7 appearances (All games)

Date	Opponent	GS	IP	H	R	ER	BB	SO	2B	3B	HR	WP	BK	HBP	IBB	Score	W-L	Sv	ERA	NP
Mar 01	NORTHWESTERN		1.0	1	0	0	1	0	0	0	0	0	0	0	0	12-1	0-0	0	0.00	25
Apr 05	NORTH CAROLINA		1.1	3	2	2	2	2	0	0	0	0	0	0	1	4-11	0-0	0	7.71	28
Apr 12	at Boston College		1.0	1	0	0	0	1	0	0	0	0	0	0	0	2-9	0-0	0	5.40	11
Apr 28	CLEMSON		0.1	0	0	0	0	0	0	0	0	0	0	0	0	7-11	0-0	0	4.91	3
May 03	WESTERN CAROLINA		1.0	1	0	0	0	1	0	0	0	0	0	0	0	25-4	0-0	0	3.86	14
5/11/19	at Duke		2.0	2	0	0	0	1	1	0	0	0	0	0	0	15-3	0-0	0	2.70	31
May 14	MERCER		1.0	0	0	0	0	0	0	0	0	0	0	0	0	7-1	0-0	0	2.35	8
Totals		0	7.2	8	2	2	3	5	1	0	0	0	0	0	1	72-40	0-0	0	2.35	-

#3 Billy Zinnershine - 3 games (All games)

Date	Opponent	Pos	AB	R	H	RBI	2B	3B	HR	BB	SB	CS	HBP	SAC	SF	GDP	K	PO	A	E	Avg
Feb 27	at Georgia State	ph/ss	0	0	0	0	0	0	0	1	0	0	0	0	0	0	0	0	1	0	.000
Mar 01	NORTHWESTERN	ss	1	0	0	0	0	0	0	0	0	0	0	0	0	0	0	1	1	1	.000
Mar 30	NOTRE DAME	pr	0	0	0	0	0	0	0	0	0	0	0	0	0	0	0	0	0	0	.000
Totals		ogs	1	0	0	0	0	0	0	1	0	0	0	0	0	0	0	1	2	1	.000

On base pct. .500 • Slugging pct. .000

2019 Georgia Tech Baseball
Conference statistics for Georgia Tech (as of May 12, 2019)
(ACC games only Sorted by Batting avg)

Record: 17-10 Home: 8-4 Away: 9-6 ACC: 17-10

Player	avg	gp-gs	ab	r	h	2b	3b	hr	rbi	tb	slg%	bb	hp	so	gdp	ob%	sf	sh	sb-att	po	a	e	fld%
Tristin English	.396	24-24	91	32	36	8	1	11	37	79	.868	6	9	13	3	.468	3	0	0-0	187	10	2	.990
Michael Guldborg	.327	26-26	101	24	33	3	1	0	7	38	.376	12	4	19	2	.408	3	4	2-2	30	3	1	.971
Jackson Webb	.327	18-12	49	9	16	1	2	0	5	21	.429	10	0	11	0	.426	2	2	3-5	30	23	3	.946
Baron Radcliff	.319	26-26	91	19	29	7	0	7	25	57	.626	26	0	26	0	.466	1	0	1-1	35	2	0	1.000
Luke Waddell	.316	27-27	114	27	36	4	1	0	16	42	.368	20	4	14	1	.432	1	0	5-6	32	83	4	.966
Nick Wilhite	.280	27-27	93	15	26	3	0	1	16	32	.344	18	1	22	4	.402	0	2	3-7	79	1	1	.988
Colin Hall	.274	27-27	106	19	29	4	0	2	18	39	.368	13	0	22	1	.347	2	2	2-2	29	3	4	.889
Kyle McCann	.245	27-27	98	22	24	5	0	8	26	53	.541	29	3	37	0	.427	1	0	0-0	214	20	1	.996
Austin Wilhite	.223	26-26	94	16	21	5	0	0	10	26	.277	16	2	29	2	.339	3	1	9-10	53	73	6	.955
Oscar Serratos	.222	18-17	63	4	14	4	0	0	10	18	.286	4	2	23	2	.282	2	0	2-2	4	15	4	.826

Charlie Benson	.500	7-0	4	0	2	0	0	0	1	2	.500	1	1	2	0	.667	0	0	1-1	2	2	0	1.000
Chase Murray	.267	6-4	15	3	4	1	0	0	2	5	.333	2	0	5	0	.353	0	0	1-2	9	0	0	1.000
Cole Neuber	.000	4-0	4	0	0	0	0	0	0	0	.000	0	0	3	0	.000	0	0	0-0	1	0	0	1.000
Cameron Turley	.000	2-0	1	0	0	0	0	0	0	0	.000	0	0	1	0	.000	0	0	0-0	1	0	0	1.000
Paxton Rigby	.000	1-0	1	0	0	0	0	0	0	0	.000	0	0	1	0	.000	0	0	0-0	2	0	0	1.000
Jamie Taylor	.000	1-0	1	0	0	0	0	0	0	0	.000	0	0	0	0	.000	0	0	0-0	0	0	0	.000
Billy Zinnershine	.000	1-0	0	0	0	0	0	0	0	0	.000	0	0	0	0	.000	0	0	0-0	0	0	0	.000
Totals	.292	27	926	190	270	45	5	29	173	412	.445	157	26	228	15	.402	18	11	29-38	718	268	29	.971
Opponents	.277	27	952	156	264	56	3	34	149	428	.450	92	20	222	16	.350	10	6	14-20	710	250	28	.972

LOB - Team (238), Opp (206). DPs turned - Team (20), Opp (25). IBB - Team (12), McCann, K 9, Serratos, O 1, English, T 1, Hall, Co 1, Opp (3). Picked off - Webb, J 1, Murray, C 1, Wilhite, N 1.

(ACC games only Sorted by Earned run avg)

Player	era	w-l	app	gs	cg	sho	sv	ip	h	r	er	bb	so	2b	3b	hr	b/avg	wp	hp	bk	sfa	sha
Brant Hurter	3.06	2-1	7	7	0	0/1	0	35.1	27	16	12	13	35	2	1	1	.197	0	3	1	1	1
Connor Thomas	3.27	6-0	9	9	1	1/0	0	63.1	70	24	23	10	58	10	0	6	.270	0	2	0	1	1
Xzavion Curry	4.89	2-2	8	7	0	0/0	0	42.1	46	26	23	11	46	14	1	6	.280	3	4	0	2	2

Robert Winborne	3.86	0-0	4	0	0	0/0	0	4.2	6	2	2	2	4	1	0	0	.333	0	0	0	0	0
Tristin English	5.00	1-0	7	0	0	0/0	3	9.0	9	6	5	5	7	1	0	2	.265	1	0	1	1	0
Walker Barlow	5.40	0-0	2	0	0	0/0	0	1.2	1	1	1	0	0	0	0	1	.167	0	1	0	0	0
Amos Willingham	6.35	1-1	5	2	0	0/0	0	11.1	13	11	8	6	5	4	0	2	.295	0	3	0	2	0
Hugh Chapman	7.20	1-0	5	0	0	0/0	0	5.0	4	5	4	0	2	1	0	1	.211	1	1	0	0	0
Cort Roedig	7.71	0-0	4	2	0	0/0	0	14.0	11	12	12	7	11	2	1	3	.212	1	2	0	0	1
Jonathan Hughes	7.91	4-2	9	0	0	0/0	0	19.1	26	17	17	13	19	11	0	2	.321	5	2	0	2	0
Luke Bartnicki	8.53	0-1	12	0	0	0/1	0	12.2	24	14	12	9	10	5	0	2	.436	0	0	0	0	0
Micah Carpenter	9.00	0-1	7	0	0	0/0	1	7.0	10	7	7	5	9	3	0	3	.333	1	0	0	0	0
Jake Brace	9.00	0-0	2	0	0	0/0	0	2.0	4	2	2	2	2	0	0	0	.500	1	0	0	0	1
Keyton Gibson	9.95	0-1	7	0	0	0/0	0	6.1	6	7	7	3	7	1	0	3	.261	0	2	0	0	0
Will Shirah	10.12	0-0	2	0	0	0/0	0	2.2	4	3	3	2	1	0	0	1	.364	1	0	0	1	0
Jake Lee	10.12	0-1	7	0	0	0/0	0	2.2	3	3	3	4	6	1	0	1	.273	1	0	0	0	0
Totals	5.30	17-10	27	27	1	2/1	4	239.1	264	156	141	92	222	56	3	34	.277	15	20	2	10	6
Opponents	6.50	10-17	27	27	0	0/0	3	236.2	270	190	171	157	228	45	5	29	.292	26	26	6	18	11

PB - Team (5), McCann, K 5, Opp (10). Pickoffs - Team (6), Bartnicki, L 2, Winborne, R 1, Gibson, K 1, McCann, K 1, Thomas, C 1, Opp (3). SBA/ATT - McCann, K (13-16), Curry, X (3-5), Hurter, B (5-5), Thomas, C (3-4), Willingham (1-2), Hughes, J (1-1), Gibson, K (1-1), Winborne, R (0-1), Bartnicki, L (0-1).

2019 Georgia Tech Baseball
Conference statistics for Georgia Tech (as of May 12, 2019)
(ACC games only Sorted by Fielding pct)

Player	c	po	a	e	fld%	dp	sba	csb	sba%	pb	ci
Baron Radcliff	37	35	2	0	1.000	0	0	0	.000	0	0
Connor Thomas	14	2	12	0	1.000	0	3	1	.750	0	0
Chase Murray	9	9	0	0	1.000	0	0	0	.000	0	0
Xzavion Curry	7	3	4	0	1.000	0	3	2	.600	0	0
Brant Hurter	5	0	5	0	1.000	0	5	0	1.000	0	0
Charlie Benson	4	2	2	0	1.000	1	0	0	.000	0	0
Jonathan Hughes	3	1	2	0	1.000	0	1	0	1.000	0	0
Robert Winborne	2	1	1	0	1.000	0	0	1	.000	0	0
Amos Willingham	2	1	1	0	1.000	0	1	1	.500	0	0
Paxton Rigby	2	2	0	0	1.000	1	0	0	.000	0	0
Cameron Turley	1	1	0	0	1.000	0	0	0	.000	0	0
Keyton Gibson	1	0	1	0	1.000	0	1	0	1.000	0	0
Jake Brace	1	0	1	0	1.000	0	0	0	.000	0	0
Micah Carpenter	1	1	0	0	1.000	0	0	0	.000	0	0
Cole Neuber	1	1	0	0	1.000	0	0	0	.000	0	0
Kyle McCann	235	214	20	1	.996	1	13	3	.813	5	0
Tristin English	199	187	10	2	.990	12	0	0	.000	0	0
Nick Wilhite	81	79	1	1	.988	1	0	0	.000	0	0
Michael Guldberg	34	30	3	1	.971	1	0	0	.000	0	0
Luke Waddell	119	32	83	4	.966	15	0	0	.000	0	0
Austin Wilhite	132	53	73	6	.955	16	0	0	.000	0	0
Jackson Webb	56	30	23	3	.946	4	0	0	.000	0	0
Colin Hall	36	29	3	4	.889	0	0	0	.000	0	0
Oscar Serratos	23	4	15	4	.826	1	0	0	.000	0	0
Luke Bartnicki	7	0	5	2	.714	0	0	1	.000	0	0
Cort Roedig	3	1	1	1	.667	0	0	0	.000	0	0
Walker Barlow	0	0	0	0	.000	0	0	0	.000	0	0
Jake Lee	0	0	0	0	.000	0	0	0	.000	0	0
Will Shirah	0	0	0	0	.000	0	0	0	.000	0	0
Billy Zinnershine	0	0	0	0	.000	0	0	0	.000	0	0
Hugh Chapman	0	0	0	0	.000	0	0	0	.000	0	0
Jamie Taylor	0	0	0	0	.000	0	0	0	.000	0	0
Totals	1015	718	268	29	.971	20	14	6	.700	5	0
Opponents	988	710	250	28	.972	25	29	9	.763	10	0

Hitting minimums - 1 Games 1.5 AB/Game

Pitching minimums - 1 Games 0.8 IP/Game

2019 Georgia Tech Baseball
Games Summary for Georgia Tech (as of May 12, 2019)
(ACC games only)

Score by innings	1	2	3	4	5	6	7	8	9	EX	Total
Georgia Tech	25	27	32	17	23	17	25	14	9	1	190
Opponents	21	8	17	15	13	20	16	24	22	0	156

Record when ...											
Overall	17-10							After 6 leading		15-2	
Conference	17-10						 trailing		1-6	
Non-Conference	0-0						 tied		1-2	
Home games	8-4							After 7 leading		14-3	
Away games	9-6						 trailing		0-6	
Neutral site	0-0						 tied		3-1	
Day games	13-4							After 8 leading		16-3	
Night games	4-6						 trailing		0-7	
vs Left starter	8-3						 tied		1-0	
vs Right starter	9-7										
1-Run games	6-4							Hit 0 home runs		5-5	
2-Run games	2-0							... 1 home run		7-3	
5+Run games	6-3							... 2+ home runs		5-2	
Extra innings	1-0										
Shutouts	2-0							Opponent 0 home runs		7-2	
							 1 home run		7-1	
Scoring 0-2 runs	0-2						 2+ HRs		3-7	
..... 3-5 runs	4-4										
..... 6-9 runs	7-4							Made 0 errors		7-3	
..... 10+ runs	6-0						 1 error		5-3	
							 2+ errors		5-4	
Opponent 0-2 runs	5-0										
..... 3-5 runs	7-2							Opp. made 0 errors		4-5	
..... 6-9 runs	3-5						 1 error		7-3	
..... 10+ runs	2-3						 2+ errors		6-2	
Scored in 1st inning	5-5							Out-hit opponent		12-3	
Opp. scored in 1st	4-10							Out-hit by opponent		3-7	
Scores first	12-3							Hits are tied		2-0	
Opp. scores first	5-7										

Record when team scores:											
Runs	0	1	2	3	4	5	6	7	8	9	10+
W-L	0-0	0-0	0-2	1-0	2-3	1-1	1-2	3-1	2-1	1-0	6-0

Record when opponent scores:											
Runs	0	1	2	3	4	5	6	7	8	9	10+
W-L	2-0	2-0	1-0	3-1	1-0	3-1	0-1	2-0	1-0	0-4	2-3

Record when leading after:											
Inn.	1	2	3	4	5	6	7	8			
W-L	5-1	10-1	11-3	13-3	16-3	15-2	14-3	16-3			

Record when trailing after:											
Inn.	1	2	3	4	5	6	7	8			
W-L	3-7	1-5	2-4	2-6	1-6	1-6	0-6	0-7			

Record when tied after:											
Inn.	1	2	3	4	5	6	7	8			
W-L	9-2	6-4	4-3	2-1	0-1	1-2	3-1	1-0			

Current losing streak: 1
Longest winning streak: 4
Longest losing streak: 3

Home attendance : 17409 (12 dates avg = 1450)
Away attendance : 15452 (14 dates avg = 1103)
Total attendance: 32861 (26 dates avg = 1263)