



TAR HEELS

2019 NORTH CAROLINA GAME NOTES

CONTACT: TJ Scholl • 984-484-0936 • tscholl@unc.edu

2019 North Carolina Schedule

Date	Day	Opponent	Time (ET)
February (8-1)			
15	Fri.	Xavier	W, 12-3
16	Sat.	Xavier	W, 8-3
17	Sun.	Xavier	W, 14-3
19	Tue.	NC A&T	W, 2-1
23	Sat.	USF	W, 3-2 (10)
24	Sun.	USF	W, 2-1
24	Sun.	USF	W, 5-3
26	Tue.	UNCW	W, 4-3
27	Wed.	VCU	L, 8-11
March (14-6)			
1	Sat.	UMass Lowell	W, 5-0
2	Sat.	UMass Lowell	W, 14-7
3	Sun.	UMass Lowell	W, 14-2
5	Tue.	Charleston Southern	W, 7-6
9	Sat.	at Clemson*	L, 2-3
9	Sat.	at Clemson*	L, 3-17
10	Sun.	at Clemson*	L, 4-5
12	Tue.	Gardner-Webb	W, 18-8
13	Wed.	at UNCW	W, 11-4
15	Fri.	Miami*	L, 4-6
16	Sat.	Miami*	W, 9-3
17	Sun.	Miami*	W, 8-5
19	Tue.	at Liberty	L, 0-2
22	Fri.	at Virginia Tech*	L, 1-4
23	Fri.	at Virginia Tech*	W, 7-5
24	Sun.	at Virginia Tech*	W, 5-2
26	Tue.	Campbell	W, 4-2
29	Fri.	Duke*	W, 1-0
30	Sat.	Duke*	W, 8-7
31	Sun.	Duke*	W, 16-6
April (0-0)			
5	Fri.	at Georgia Tech*	6 p.m.
6	Sat.	at Georgia Tech*	4 p.m.
7	Sun.	at Georgia Tech*	1 p.m.
9	Tue.	UNCG	6 p.m.
10	Wed.	Davidson	6 p.m.
12	Fri.	at Notre Dame*	6 p.m.
13	Sat.	at Notre Dame*	2 p.m.
14	Sun.	at Notre Dame*	1 p.m.
16	Tue.	vs South Carolina-1	7:05 p.m.
19	Fri.	Boston College*	6 p.m.
20	Sat.	Boston College*	3 p.m.
21	Sun.	Boston College*	1 p.m.
23	Tue.	Coastal Carolina	6 p.m.
26	Fri.	Virginia*	6 p.m.
27	Sat.	Virginia*	3 p.m.
28	Sun.	Virginia*	1 p.m.
30	Tue.	Liberty	6 p.m.
May (0-0)			
7	Tue.	Winthrop	6 p.m.
8	Wed.	ECU	6 p.m.
10	Fri.	at Pitt*	6 p.m.
11	Sat.	at Pitt*	3 p.m.
12	Sun.	at Pitt*	1 p.m.
14	Tue.	High Point	6 p.m.
16	Thu.	NC State*	6 p.m.
17	Fri.	NC State*	6 p.m.
18	Sat.	NC State*	4:30 p.m.

* - Atlantic Coast Conference game
1 - BB&T Ballpark, Charlotte, N.C.

May 21-26, ACC Championship, Durham Bulls Athletic Park, Durham N.C.
May 31-June 2, NCAA Regionals, Campus Sites
June 7-9, NCAA Super Regionals, Campus Sites
June 15-26, College World Series, TD Ameritrade Park, Omaha, Neb.

#9



Games 30-32: at Georgia Tech

Friday, April 5 - Sunday, April 7

Atlanta, Ga.

Russ Chandler Stadium

Carolina.....	22-7
Georgia Tech.....	20-9
All-time Series.....	GT leads, 66-76

GEORGIA TECH SERIES HISTORY

- The Tar Heels are 66-76 all-time against GT in a series dating back to 1901.
- The two teams played four times last season, a series at Boshamer Stadium and a game in the ACC Championships. Carolina won all four matchups.
- In the four wins in 2018, UNC outscored GT, 37-14.

Quick Notes

- UNC is currently tied with Georgia Tech for first place in the ACC Coastal Division at 7-5. The Tar Heels travel to GT this weekend for a big three-game Coastal Division series.
- UNC is No. 2 in the ACC and No. 2 in the country for walks as a team (184). Florida State leads the ACC and country in walks with 186.
- Michael Busch is T-3rd in the ACC in runs scored (32) and 5th in walks (28).
- Austin Love is T-2nd in the ACC in wins (5), with Tyle Baum, and appearances (16).
- Caden O'Brien is also T-2nd in the ACC in appearances (16).
- Freshman Aaron Sabato is T-2nd in ACC play with 5 home runs.
- Sabato's six home runs are the most by a freshman through 29 games since Levi Michael hit 10 home runs through 29 games in 2009.
- On Sunday, March 31, Sabato's home run traveled 436 feet and had an exit velocity of 114 MPH. It was the hardest hit home run, and furthest hit home run, recorded by a Carolina baseball player since the program began tracking distance and exit velo in 2015.
- Sabato leads UNC in batting avg. in ACC play (.343) and is 19th in the ACC.
- The 16 runs the Heels scored on Sunday are the most in an ACC game this season. It's the most since the Heels scored 16 last season against Florida State.
- Ike Freeman has reached base a career high, and current team high, 20 consecutive games in a row.
- UNC is now 8-6 in games where they have been out hit while last year UNC just 3-13 when being out-hit. UNC is also 7-2 in one run games.
- Tyler Baum threw a career high 8.2 innings against Duke in a shutout performance. The two allowed hits are the second fewest of any outing in his career.
- The Tar Heels are on the on the road for 2 ACC weekends. They go to Georgia Tech and Notre Dame over the next two weekends.
- Against Miami on 3/17, Sabato became the first Tar Heel freshman to hit two home runs in a game since Seth Baldwin accomplished the feat 10 years ago.
- On 5/12/19 against Gardner-Webb, Danny Serretti was the first Tar Heel to collect five hits in one game since 2017 and the first freshman to do so since 2014.

Probable Starting Pitchers

	Carolina	Opponents
Friday	Tyler Baum 5-2, 3.63 ERA, 48 SO, 11 BB	RHP Xzavion Curry 3-0, 3.89 ERA, 46 SO, 11 BB
Saturday	RHP Austin Bergner 3-0, 3.62 ERA, 38 SO, 14 BB	LHP Connor Thomas 4-1, 2.42 ERA, 47 SO, 8 BB
Sunday	TBD	LHP Brant Hurter 1-2, 3.11 ERA, 45 SO, 8 BB

Coverage

at Georgia Tech
Friday, April 5 • 6 p.m.
ACC Network Extra

Saturday, April 6 • 4 p.m.
ACC Network Extra

Sunday, April 7 • 1 p.m.
ACC Network Extra

Up Next

vs UNCG
Tuesday, April 9 • 6 p.m.
ACC Network Extra

Probable Position Starters And Top Pitchers

Pos.	No.	Player	GP/GS	AVG	OBP	SLG	R	RBI	Note
C	4	Brandon Martorano	28/28	.247	.367	.404	18	18	Good power at the plate, could also DH
DH	19	Aaron Sabato	28/25	.264	.370	.538	16	18	Power hitter, true freshman, T-1st on team in HR (6)
1B	15	Michael Busch	29/29	.296	.470	.531	32	26	Preseason All-American, 2018 All ACC, will also play 1B
2B	1	Danny Serretti	25/24	.280	.368	.378	12	15	Very good defensively, switch hitter, true freshman
3B	5	Ashton McGee	28/28	.256	.427	.317	18	11	Will play multiple positions, has also seen time at 2B & RF
SS	8	Ike Freeman	29/29	.347	.488	.551	18	25	Third-team All-ACC in 2018, leads team in RBI with 23
LF	6	Dylan Enwiler	26/11	.263	.317	.500	11	10	Good speed, very good defensively, can also play 3B/2B
CF	3	Dylan Harris	29/29	.294	.424	.480	29	12	Speedy outfielder, good power at the plate, leadoff hitter
RF	11	Caleb Roberts	28/28	.222	.361	.283	17	14	True freshman who can also see time at catcher

STARTING PITCHERS			App/GS	W-L-S	ERA	OAVG	BB	K	Note
RHP	45	Austin Bergner	7/7	3-0	3.63	.233	14	38	Has 4 games of 10+ strikeouts, high of 12 Ks against Pitt
RHP	23	Tyler Baum	7/7	5-2	3.63	.250	11	48	Set career high of 12 Ks against USF on Feb. 25

OUT OF THE BULLPEN			App/GS	W-L-S	ERA	OAVG	BB	K	Note
RHP	24	Hansen Butler	6/0	1-0	5.40	.316	6	8	Senior leader who looks to come out early from bullpen
RHP	31	Joey Lancellotti	8/1	1-1/1	1.93	.167	9	18	Hard-throwing righty, can be middle relief or closer
LHP	34	Caden O'Brien	16/0	1-1/2	4.79	.218	8	17	Preseason All-American, looks to become first out of pen
RHP	44	Austin Love	16/0	5-1/3	2.81	.234	4	27	Big redshirt freshman, has been closer early in 2019
RHP	48	Connor Ollio	10/0	1-1	5.25	.300	9	16	True freshman who threw in big spots in first weekend
RHP	36	Nik Pry	4/0	0-0	16.20	.286	0	6	True freshman, struck out 2 of 3 first batters faced
RHP	27	Josh Dotson	9/2	1-0	5.06	.175	4	14	True freshman, good breaking ball and command
RHP	37	Kyle Blendingier	3/0	0-0	6.00	.250	2	1	Sophomore who looks to make way in to regular bullpen
RHP	46	Ben Casparius	6/0	0-0	2.00	.250	2	7	Two-way player, also sees time at 3B and DH
LHP	41	Will Sandy	11/3	2-0	3.74	.198	15	23	True freshman, used primarily as long relief out of bullpen
RHP	37	Andrew Grogan	6/3	1-0	4.50	.213	9	15	Transfer from Chipola College, won 2 JUCO World Series
LHP	47	Bennett Nance	2/0	0-0	0.00	.500	1	1	True freshman, tall lefty with good movement

BULLPEN NUMBERS

- On the season, the Tar Heels bullpen is 12-4 with 7 saves and a 3.98 ERA. In ACC play, the Heels bullpen is 2-2 with 4 saves and a 7.03 ERA.
- On the entire season, they are only allowing 29.2% of inherited runners (26/89) to score. In ACC play, they are allowing 37.5% of inherited runners (12/32) to score.

BAUM BRILLIANT VS DUKE

- Junior Tyler Baum pitched the longest outing of his career Saturday against the Blue Devils in a 1-0 Carolina win. He worked 8.2 innings, allowing just two hits and striking out six.
- Baum's 8.2 innings is the longest outing of the season by any Tar Heel pitcher. The last time a pitcher went further was Rodney Hutchinson's complete game last season in a 2-1 win over NC A&T
- Baum's two hits allowed are the second fewest of any outing in his career. His lowest was one hit through 6.0 IP against UNCW during his freshman season.

HEELS SWEEP DUKE

- UNC collected its first sweep of the year, a strong three-game performance over Duke last weekend.
- After winning Friday's matchup by a tight score of 1-0, the Tar Heel bats came alive on Saturday and Sunday. The team finished out the sweep by taking 8-7 and 16-6 wins over the weekend.
- Carolina collected 23 hits between Saturday and Sunday's games after notching just three on Friday.
- The 16 runs scored against Duke are the most since the 2010 team scored 21 against the Blue Devils. 16 runs is also the most the Heels have scored this year and is the most in an ACC game since the 2018 team scored 16 runs against Florida State last year.

CAPTAIN CLUTCH

- Ike Freeman has been coming up in the clutch so far this season for the Heels. The junior shortstop is hitting .364 with runners on base, .500 with bases loaded, .367 with runners in scoring position and .750 with runners on 3rd and less than 2 outs.

GOOD WEEK FOR SABATO

- Freshman Aaron Sabato hit .500 this week going 5-10 at the plate in 4 games. He T-1st in hits (5), doubles (2), runs (4), HRs (1) and led the team in total bases (10).
- Against Duke, he batted .571 going 4-7 at the plate and led the team in hits (4).

8 TAR HEELS START ON MLB ROSTERS

Eight former Tar Heels will open the 2019 season on MLB rosters, including former pitcher Trent Thornton, who made the Toronto Blue Jays' starting rotation. There is also a large Diamond Heels contingent starting the year in the minor leagues, including nine 2018 MLB Draft picks from last year's Diamond Heels College World Series team. Overall, sixty-six Tar Heels have appeared at the Major League level dating back to Bob Lawson, who spent two seasons with Boston and Baltimore in 1901 and 1902. The 8 players are Chris Iannetta (Colorado Rockies), Andrew Miller (St. Louis Cardinals), Colin Moran (Pittsburgh Pirates), Kyle Seager

Tar Heels In The Polls

	BA	BW	CB	CP	D1	PG	RPI
Preseason	5	7	8	6	7	6	n/a
Wk 1	5	7	8	6	6	6	n/a
Wk 2	4	5	6	6	5	6	n/a
Wk 3	3	5	4	3	3	4	n/a
Wk 4	8	14	14	15	15	10	30
Wk 5	8	15	16	13	16	9	27
Wk 6	9	15	22	17	16	9	23
Wk 7	9	14	17	13	16	9	22

BA: Baseball America; BW: National Collegiate Baseball Writers Association; CB: Collegiate Baseball; CP: USA Today/ESPN Coaches Poll; D1: D1Baseball.com; PG - Perfect Game; RPI: NCAA RPI



(Seattle Mariners), Adam Warren (San Diego Padres), Matt Harvey (Los Angeles Angels), Trent Thornton (Toronto Blue Jays) and Jacob Stallings (Pittsburgh Pirates).

BERGNER AND DALATRI DOMINATE AGAINST CLEMSON

- Gianluca Dalatri and Austin Bergner both had dominate outings against Clemson over the past weekend. Dalatri went 6.2 IP and only allowed one earned run while striking out 8 Tigers and Bergner threw 7 innings, only giving up two earned runs and striking out 6.
- Over their last three outings, Dalatri is 1-0 with a 0.84 ERA and has only allowed two earned runs while striking out 22 batters and walking three. Bergner is 1-0 with a 2.95 ERA and only allowed six earned runs while striking out 23 batters and walking four.

FOX WINS 900 AS A TAR HEEL

- On Saturday, Mike Fox won his 900th game as the head coach of the Tar Heels in the second game of a double header against UMass Lowell. With the win, coach Fox is now one of five active DI coaches with 900 wins at their alma mater and one of eight active DI coaches with 900 wins at one school.

HOME WINNING STREAK SNAPPED

- The Tar Heels 26-game home winning streak was snapped on Wednesday, Feb. 27, as they fell to VCU 11-8. Before that, the last home loss came on March 25, 2018 vs Florida State. During the 26-game winning streak, UNC outscored its opponents 198-76.
- The longest home winning streak in program history got to 34 games from 1980-1981 and the longest consecutive unbeaten streak is 42 games from 1979-1981.

FINDING WAYS TO WIN

- The Heels already have three wins this season in which they have scored two runs or fewer (2-1 over NC A&T, 2-1 over USF, 1-0 over Duke). The last time Carolina had a season with three wins while scoring two runs or less was 2015, when they did it three times, a 2-1 win against NC State and 1-0 wins over Boston College and High Point.
- Carolina has been out hit in two series, and ended up winning both.
- USF out-hit UNC 15-14 during their series but the Heels won 2 of 3 games.
- Duke out hit UNC 28-23 over the three-game series but UNC swept the Blue Devils.
- The Tar Heels already have more wins this season when being out-hit by opponents than they did last season. This year, Carolina is 8-6 when being out-hit. Last season, the Heels were just 3-13 when being out-hit.
- Carolina is also 7-2 in one run games this season. Last season the Heels were 9-6 in one run games.
- The Tar Heels had three walk-off through the first 12 games of the season. In 2018, the team has two for the entire year.

EARLY SUCCESS

- UNC started 8-0 under Mike Fox for the 8th time (1999, 2000, 2005, 2006, 2007, 2013, 2017)
- Three of the last four times the Heels have started 8-0 they have gone on to reach the College World Series (2006, 2007, 2013).
- The 12-1 start to the season is the the best start following a trip to Omaha and the CWS since the 2007 team started 17-1.

PRESEASON RANKINGS

The Tar Heels will enter the season as one of the nation's top teams. The Tar Heels are ranked No. 5 by Baseball America, No. 6 by Perfect Game, No. 6 in the USA Today Coaches Poll, No. 7 by D1 Baseball and No. 8 by Collegiate Baseball. The No. 5 ranking by Baseball America is the Tar Heels' highest mark since being preseason No. 1 in 2013. That mark is also the highest ranking following a trip to Omaha since the Tar Heels debuted at No. 3 in the 2012 polls after their 2011 trip to the College World Series.

PRESEASON ALL-AMERICANS

North Carolina will begin the 2019 campaign loaded with talent. Michael Busch leads the way, being named a D1 Baseball and Baseball America first-team all-America. Gianluca Dalatri joins him as a D1 Baseball all-America, being named to the third team. Caden O'Brien, who was named to the D1 Baseball Freshman all-America second team last season, was selected to the Collegiate Baseball preseason all-America third team.

STOPPER OF THE YEAR

Sophomore preseason All-American Caden O'Brien was named to the NCBWA Preseason Stopper of the Year Award Watch List which goes to the best relief pitcher in college baseball. O'Brien is looking to come off a fantastic freshman season where he went 7-0 and was

2019 Game Summary

UNC's Record When....	
Overall	22-7
Conference	7-5
Non-Conference	15-2
Home Games	19-2
Away Games	3-5
Neutral Site	0-0
Day Games	17-6
Night Games	5-1
February	8-1
March	14-6
April	0-0
May	0-0
June	0-0
Monday	0-0
Tuesday	5-1
Wednesday	1-1
Thursday	0-0
Friday	2-2
Saturday	7-2
Sunday	7-1
vs. LH Starter	8-4
vs. RH Starter	14-3
1-Run Games	7-2
2-Run Games	3-2
5+Run Games	10-1
Extra Innings	1-0
Shutouts	2-1
Scoring	
0-2 Runs	3-3
3-5 Runs	6-3
6-9 Runs	6-1
10+ Runs	7-0
Opponent Scoring	
0-2 Runs	8-1
3-5 Runs	9-3
6-9 Runs	5-1
10+ Runs	0-2
Hit 0 home runs	6-2
1 home run	10-5
2+ home runs	6-0
Opp. hit 0 home runs	14-2
1 home run	7-4
2+ home runs	1-1
Out-hit opponent	13-1
Out-hit by opponent	8-6
Hits tied	1-0
Scored in 1st inning	11-2
Opp. scored in 1st inning	5-1
Scores first	14-3
Opp. scores first	8-4
After 6 innings:	
Leading	16-1
Trailing	1-5
Tied	5-1
After 7 innings:	
Leading	18-1
Trailing	0-5
Tied	4-1
After 8 innings:	
Leading	19-2
Trailing	1-5
Tied	2-0
Made 0 errors	6-1
1 error	10-4
2+ errors	6-2
Opp. made 0 errors	7-4
1 error	10-1
2+ errors	5-2
Score By Innings	
	1 2 3 4 5 6 7 8 9 X Total
UNC	27 21 29 17 26 23 26 20 9 1 199
Opp	10 11 18 18 20 14 20 8 5 0 124



Mike Fox At A Glance

Overall Record (36th year)

1,449-528-5

Education

University of North Carolina

• B.A. - Physical Education ('78)

• M.A. - Teaching ('79)

Head Coaching Experience

• North Carolina Wesleyan (1983-94; 1996-98)

• Overall Record: 539-141-4

• North Carolina (1999-present)

• Overall Record: 912-387-1

• ACC Record: 340-216-1

Career Highlights

- In his 21th season as head coach at North Carolina.
- Hired prior to 1999 season as 24th head coach in school history.
- Second-winningest active coach in the NCAA with a .732 winning percentage and second in overall victories entering 2019; Entered this season 14th in all-time winning percentage and 8th in all-time victories.
- Honored in 2008 as Baseball America's National Coach of the Year.
- Honored in 2018 ACC Baseball Coach of the Year
- Named 2006, 2007 and 2008, 2018 ABCA Atlantic Region Coach of Year.
- Led UNC to four straight trips to the College World Series for the first time in ACC history and the 13th time in NCAA history; Took UNC to its seventh CWS in 13 years in 2018.
- One of six men to play in and then coach their alma mater to the CWS.
- Has been a part of all 18 CWS wins for UNC as a player or coach.
- Played at Carolina from 1976-78 and was the starting second baseman on UNC's 1978 College World Series team; Named to the 1978 CWS All-Tournament team.
- Led Carolina to three straight 50-win seasons and an NCAA-best 213 victories from 2006-2009.
- Won ACC Championships in 2007 and 2013.
- Won ACC Coastal Division titles in 2006, 2007, 2009, 2012, 2013, 2017 and 2018
- Led UNC to NCAA regional titles in 2003, 2006, 2007, 2008, 2009, 2011, 2013, 2018
- Led the Tar Heels to the NCAA Regionals in 17 of his 20 years as head coach.
- Has had 96 players drafted since he became head coach at Carolina, including 14 in the first round.
- Has had 35 players named first-team All-ACC since 1999 and 40 earn second-team All-ACC honors.
- Set a school record for most wins to open a season with 21-0 start in 2000 and a program mark for total wins with 59 in 2013.

Mike Fox At North Carolina

	Overall	ACC	Finish	NCAA Finish
1999	41-18	13-11	4th	Regional
2000	46-17	12-12	5th	Regional
2001	31-26	9-15	6th	
2002	43-21	17-7	3rd	Regional
2003	42-23	13-11	5th	Super Regional
2004	43-21	14-10	4th	Regional
2005	41-19-1	17-10-1	5th	Regional
2006	54-15	22-8	1st*	CWS - 2nd
2007	57-16	21-9	1st*#	CWS - 2nd
2008	54-14	22-7	2nd*	CWS - 3rd
2009	48-18	19-10	1st*	CWS - 5th
2010	38-22	14-16	5th*	Regional
2011	51-16	20-10	3rd*	CWS - 5th
2012	46-16	22-8	1st*	Regional
2013	59-12	21-7	1st*#	CWS - 3rd
2014	35-27	15-15	4th*	Regional
2015	34-24	13-16	T3rd*	
2016	34-21	13-17	5th*	
2017	49-14	23-7	1st*	Regional
2018	44-20	22-8	1st*	CWS-5th
2019	122-7	7-5		

21 yrs. 909-384-1 346-216-1 *Finish in Coastal Division; #ACC Champions

Mike Fox Vs. The ACC (1999-Present)

	Home	Away	Tourney*	Total
Boston College	14-0	10-2	1-0	25-2
Clemson	14-7	13-14	5-3	32-21
Duke	26-7	21-9	3-0	50-16
Florida State	14-11	8-16	1-8	23-35
Georgia Tech	16-17	11-16	1-4	28-37
Louisville	1-2	1-2	0-1	2-4
Miami	14-9-1	7-14	2-2	23-25-1
NC State	18-8	13-16	6-3	36-26
Notre Dame	2-1	0-3	0-0	2-4
Pittsburgh	7-2	3-3	0-1	10-6
Virginia	18-12	15-15	2-4	35-31
Virginia Tech	17-1	16-4	2-0	38-5
Wake Forest	19-8	10-11	4-4	33-23
Total	201-87-1	148-129	29-31	374-248-1

*ACC and NCAA tournament play

Totals do not include 1-1 vs. ND in 2005 or 1-0 vs. Louisville in 2007, but do include 41-10 vs. Maryland (19-2 H, 20-7 A, 2-1 T)



2019 Preseason Rankings/Honors

Preseason Team Rankings

- No. 5 - Baseball America
- No. 6 - Perfect Game
- No. 6 - USA Today Coaches Poll
- No. 7 - DI Baseball
- No. 7 - NCBWA
- No. 8 - Collegiate Baseball

ACC Preseason Poll (Coaches' Voting)

- First in Coastal Division

Michael Busch • Jr., Inver Grover Heights, Minn., OF

- D1 Baseball Preseason All-American (first team)
- Baseball America Preseason All-American (first team)
- Collegiate Baseball Preseason All-American (second team)

Gianluca Dalatri • Jr., Wall Township, N.J., RHP

- D1 Baseball Preseason All-American (third team)

Caden O'Brien • So., Maiden, N.C., LHP

- Perfect Game Preseason All-American (third team)
- NCBWA Stopper of the Year Preseason Watch List

named a Freshman All-American.

MAJOR LEAGUE TALENT


D1 Baseball announced its list of the Top 200 MLB prospects for 2019. North Carolina led all teams with seven players making the list. Michael Busch (32), Austin Bergner (87), Gianluca Dalatri (101), Tyler Baum (126), Brandon Martorano (159), Ashton McGee (168), and Ike Freeman (184) all made the list and figure to be staples in the starting lineup. The seven players on the list gives Carolina two more than the next team, Texas Tech, who has five.

FOX SIGNS 5-YEAR DEAL

Mike Fox signed a five-year extension during the offseason. In his previous 20 seasons at North Carolina, Fox posted a 890-380-1 record, led the Tar Heels to Omaha seven times, won the ACC Coastal Division title seven times, ACC Tournament Championship twice, led UNC to the NCAA Regionals in 17 of 20 seasons while also being named the 2008 Baseball America National Coach of the Year. Fox's extension also included a personal service contract with Nike, making him one of five coaches at the school to have an exclusive Nike deal. Fox was one of 11 North Carolina coaches across all programs to sign extensions this winter.

BIG JUNIOR CLASS

The 2019 Tar Heels will have talent spanning from freshmen to seniors, but the junior class is the most impressive, as they were the No. 1 ranked recruiting class coming out of high school. With five probable everyday starters and potentially the entire weekend rotation on the mound, the junior class will have a big impact this season. Michael Busch and Gianluca Dalatri are both preseason all-America picks and Ike Freeman was an all-ACC selection last year. Austin Bergner was drafted in the 32nd round by the Arizona Diamondbacks, but opted to return for his junior year. Brandon Martorano was second on the team in homeruns last season (9), and will look to increase that number as he moves into the everyday catcher role. Tyler Baum started the second most games last season (12) and will once again be a staple of the rotation. Ashton McGee had a huge freshman year, before cooling off during his sophomore year. He began to heat up towards the end of the year and will look to carry that momentum into a big junior season. Newcomer Dylan Harris projects to be an everyday outfielder and have a big impact as well.




1 • Danny Serretti




2 • Cameran Brantley




3 • Dylan Harris



4 • Brandon Martorano



5 • Ashton McGee



6 • Dylan Enwiller




7 • Dallas Tessar



8 • Ike Freeman




10 • Tom Caufield



11 • Caleb Roberts




14 • Will Schroeder




15 • Michael Busch



16 • Earl Semper



17 • Jake Holtzapple



18 • Clemente Inclan



19 • Aaron Sabato




23 • Tyler Baum



24 • Hansen Butler




26 • Jackson Hesterlee




27 • Josh Dotson



31 • Joey Lancellotti



34 • Caden O'Brien



36 • Nick Pry



37 • Andrew Grogan



38 • Davis Palermo




39 • Kyle Blendinger




40 • Angel Zarate




41 • Will Sandy




42 • Gianluca Dalatri



43 • Brendan Illies



44 • Austin Love



45 • Austin Bergner



46 • Ben Casparius



47 • Bennett Nance



48 • Connor Ollio



30 • Mike Fox



21 • Scott Forbes



20 • Robert Woodard



32 • Jesse Wierzicki





#23 Tyler Baum

5-2, 3.63 ERA, WHIP 1.29

Date	Opponent	S/R	Dec.	IP	H	R	ER	BB	K
2/16	Xavier	S	W	6.0	7	2	2	0	7
2/24	USF	S	W	7.0	5	1	1	1	12
3/2	UMass Lowell	S	W	6.0	4	1	0	3	9
3/10	at Clemson	S	L	1.2	8	6	6	2	2
3/16	Miami	S	W	5.0	4	3	3	1	6
3/22	at Virginia Tech	S	L	5.1	8	4	4	2	6
3/29	Duke	S	W	8.2	2	0	0	2	6

SEASON HIGHS:

Innings: 8.2, Duke (3/29)

Strikeouts: 12, USF (2/24)

Hits: 8, Clemson (3/10), at Virginia Tech (3/22)

Walks: 3, UMass Lowell (3/2)

Runs: 6, Clemson (3/10)

Earned Runs: 6, Clemson (3/10)

#45 Austin Bergner

3-0, 3.63 ERA, WHIP 1.26

Date	Opponent	S/R	Dec.	IP	H	R	ER	BB	K
2/17	Xavier	S	-	4.1	5	3	2	3	6
2/24	USF	S	-	6.1	4	3	2	1	6
3/3	UMass Lowell	S	W	5.0	2	2	2	1	11
3/10	at Clemson	S	-	7.0	9	3	2	2	6
3/17	Miami	S	W	6.0	6	4	4	3	1
3/23	at Virginia Tech	S	W	5.0	4	4	4	3	3
3/30	Duke	S	-	6.0	5	1	0	1	5

SEASON HIGHS:

Innings: 7.0, at Clemson (3/10)

Strikeouts: 11, UMass Lowell (3/3)

Hits: 9, Clemson (3/10)

Walks: 3, Xavier (2/17), Miami (3/17)

Runs: 4, Miami (3/17), at Virginia Tech (3/23)

Earned Runs: 4, Miami (3/17), at Virginia Tech (3/23)

#39 Kyle Blendinger

0-0, 6.00 ERA, WHIP 2.33

Date	Opponent	S/R	Dec.	IP	H	R	ER	BB	K
2/27	VCU	R	-	1.1	1	0	0	1	0
3/3	UMass Lowell	R	-	1.0	1	0	0	0	1
3/10	at Clemson	R	-	0.2	1	2	2	1	0

SEASON HIGHS:

Innings: 1.1, (VCU, 2/27)

Strikeouts: 1, UMass Lowell (3/3)

Hits: 1, VCU, (2/27), UMass Lowell (3/3), Clemson (3/10)

Walks: 1, (VCU, 2/27), Clemson (3/10)

Runs: 2, Clemson (3/10)

Earned Runs: 2, Clemson (3/10)

#24 Hansen Butler

1-0, 5.40 ERA, WHIP 2.60

Date	Opponent	S/R	Dec.	IP	H	R	ER	BB	K
2/15	Xavier	R	-	1.0	1	0	0	0	1
2/17	Xavier	R	W	1.1	1	0	0	3	2
2/27	VCU	R	-	1.0	2	1	1	0	2
3/2	UMass Lowell	R	-	0.1	2	2	2	1	1
3/12	Gardner-Webb	R	-	1.0	0	0	0	0	1
3/13	at UNCW	R	-	0.1	0	0	0	2	1

SEASON HIGHS:

Innings: 1.1, Xavier (2/17)

Strikeouts: 2, Xavier (2/17), (VCU, 2/27)

Hits: 2, VCU, (2/27), UMass Lowell (3/2)

Walks: 3, Xavier (2/17)

Runs: 2, UMass Lowell (3/2)

Earned Runs: 2, UMass Lowell (3/2)

#46 Ben Casparius

0-0, 1 SV, 2.00 ERA, WHIP 1.11

Date	Opponent	S/R	Dec.	IP	H	R	ER	BB	K
3/2	UMass Lowell	R	-	1.0	0	0	0	0	0
3/12	Gardner-Webb	R	-	2.0	3	2	1	1	2
3/15	Miami	R	-	1.2	1	0	0	1	2
3/19	at Liberty	R	-	2.0	0	0	0	0	0
3/24	at Virginia Tech	R	-	0.0	1	1	1	0	0
3/26	Campbell	R	S	2.1	3	0	0	0	3

SEASON HIGHS:

Innings: 2.1, Liberty (3/26)

Strikeouts: 3, Liberty (3/26)

Hits: 3, Gardner-Webb (3/12), Liberty (3/26)

Walks: 1, Gardner-Webb (3/12), Miami (2/15)

Runs: 2, Gardner-Webb (3/12)

Earned Runs: 1, Gardner-Webb (3/12)

#42 Gianluca Dalatri

1-1, 2.25 ERA, WHIP 1.28

Date	Opponent	S/R	Dec.	IP	H	R	ER	BB	K
2/15	Xavier	S	-	2.1	3	3	1	2	3
2/23	USF	S	-	7.1	5	2	1	1	9
3/2	UMass Lowell	S	W	7.1	2	0	0	0	5
3/9	at Clemson	S	-	6.2	4	1	1	2	8
3/16	Miami	S	L	5.0	8	4	3	3	6
3/31	Duke	S	-	3.1	7	2	2	0	4

SEASON HIGHS:

Innings: 7.1, USF (2/23), UMass Lowell (3/2)

Strikeouts: 9, USF (2/23)

Hits: 8, Miami (2/15)

Walks: 3, Miami (2/15)

Runs: 4, Miami (2/15)

Earned Runs: 3, Miami (2/15)

#27 Josh Dotson

1-0, 5.06 ERA, WHIP 1.19

Date	Opponent	S/R	Dec.	IP	H	R	ER	BB	K
2/17	Xavier	R	-	1.0	0	0	0	0	3
2/19	NC A&T	S	-	3.1	3	1	1	1	2
2/27	VCU	S	-	3.2	5	5	5	0	2
3/10	at Clemson	R	-	2.0	1	1	1	1	3
3/12	Gardner-Webb	R	W	1.2	1	0	0	0	1
3/13	at UNCW	R	-	2.1	0	0	0	0	1
3/22	at Virginia Tech	R	-	1.0	0	0	0	0	2
3/24	at Virginia Tech	R	-	0.1	0	1	1	0	0
3/26	Campbell	R	-	0.2	0	1	1	2	0

SEASON HIGHS/CAREER HIGHS:

Innings: 3.2, (VCU 2/27)

Strikeouts: 3, (Xavier, 2/19), Clemson (3/10)

Hits: 5, (VCU 2/27)

Walks: 2, Liberty (3/26)

Runs: 5, (VCU 2/27)

Earned Runs: 5, (VCU 2/27)

#37 Andrew Grogan

1-0, 4.50 ERA, WHIP 1.50

Date	Opponent	S/R	Dec.	IP	H	R	ER	BB	K
2/19	USF	R	-	0.2	1	0	0	2	0
2/26	UNCW	S	-	4.2	3	2	2	3	5
3/5	Charleston So.	S	-	3.2	3	3	2	1	3
3/13	at UNCW	S	-	2.2	5	4	4	0	1
3/26	Campbell	R	W	3.1	1	0	0	2	5
3/31	Duke	R	-	1.0	0	0	0	1	1

SEASON HIGHS/CAREER HIGHS:

Innings: 4.1, UNCW (2/26)

Strikeouts: 5, UNCW (2/26), Liberty (3/26)

Hits: 5, at UNCW (3/13)

Walks: 3, UNCW (2/26)

Runs: 4, at UNCW (3/13)

Earned Runs: 4, at UNCW (3/13)

#31 Joey Lancellotti

1-1, 1 SV, 1.93 ERA, WHIP 1.36

Date	Opponent	S/R	Dec.	IP	H	R	ER	BB	K
2/16	Xavier	R	-	2.0	2	1	1	2	3
2/23	USF	R	-	0.2	0	0	0	1	2
2/24	USF	R	S	2.0	0	0	0	2	2
3/3	UMass Lowell	R	-	1.0	0	0	0	0	2
3/5	Charleston So.	R	-	1.2	0	0	0	1	3
3/10	Clemson	R	L	1.2	3	2	2	1	2
3/26	Campbell	S	-	2.1	2	1	0	2	1
3/30	Duke	R	W	2.2	1	0	0	0	3

SEASON HIGHS:

Innings: 2.2, Duke (3/30)

Strikeouts: 3, multiple

Hits: 3, Clemson (3/10)

Walks: 2, Xavier (2/16), USF (2/24), Liberty (3/26)

Runs: 2, Clemson (3/10)

Earned Runs: 2, Clemson (3/10)

#44 Austin Love

5-1, 3 SV, 2.81 ERA, WHIP 1.05

Date	Opponent	S/R	Dec.	IP	H	R	ER	BB	K
2/15	Xavier	R	-	1.0	1	0	0	1	2
2/16	Xavier	R	-	1.0	0	0	0	0	1
2/19	NC A&T	R	S	1.1	0	0	0	0	3
2/23	USF	R	W	2.0	0	0	0	0	2
2/24	USF	R	W	1.2	0	0	0	0	1
2/26	UNCW	R	W	1.1	1	0	0	0	1
3/3	UMass Lowell	R	-	1.0	2	0	0	0	2
3/5	Charleston So.	R	W	1.2	3	0	0	0	1
3/10	at Clemson	R	L	1.2	2	2	2	0	3
3/13	at UNCW	R	-	1.2	0	0	0	0	2
3/15	Miami	R	-	4.0	1	0	0	0	1
3/17	Miami	R	S	1.0	0	0	0	0	1
3/23	at Virginia Tech	R	-	3.2	5	1	1	0	4
3/29	Duke	R	S	0.1	0	0	0	0	1
3/30	Duke	R	-	0.0	3	3	3	0	0
3/31	Duke	R	W	2.1	4	2	2	1	2

SEASON HIGHS/CAREER HIGHS:

Innings: 4.0, Miami (3/15)

Strikeouts: 4, at Virginia Tech (3/23)

Hits: 5, at Virginia Tech (3/23)

Walks: 2, at UNCW (3/13)

Runs: 3, Duke (3/30)

Earned Runs: 3, Duke (3/30)

#47 Bennett Nance

0-0, 0.00 ERA, WHIP 6.00

Date	Opponent	S/R	Dec.	IP	H	R	ER	BB	K
2/27	VCU	R	-	0.0	1	0	0	1	0
3/12	Gardner-Webb	R	-	0.1	0	0	0	0	1

SEASON HIGHS:

Innings: 0.1, Gardner-Webb (3/12)

Strikeouts: 1, Gardner-Webb (3/12)

Hits: 1, VCU (2/27)

Walks: 1, VCU (2/27)

Runs: 0, VCU (2/27)

Earned Runs: 0, VCU (2/27)



#34 Caden O'Brien

1-1, 4.79 ERA, 2 SV, WHIP 1.31

Date	Opponent	S/R	Dec.	IP	H	R	ER	BB	K
2/19	NC A&T	R	W	3.2	0	0	0	2	3
2/26	UNCW	R	-	2.1	3	1	1	0	1
2/27	VCU	R	L	0.2	3	4	0	0	1
3/2	UMass Lowell	R	-	0.2	0	0	0	0	1
3/5	Charleston So.	R	-	0.2	1	1	1	1	0
3/10	at Clemson	R	-	1.1	3	3	3	0	0
3/12	Gardner-Webb	R	-	0.0	2	2	2	1	0
3/13	at UNCW	R	-	0.1	0	0	0	0	1
3/15	Miami	R	-	2.0	0	0	0	0	1
3/17	Miami	R	-	1.2	1	1	1	0	1
3/19	at Liberty	R	-	1.0	0	0	0	0	0
3/22	at Virginia Tech	R	-	1.2	0	0	0	0	1
3/23	at Virginia Tech	R	S	0.1	0	0	0	1	0
3/24	at Virginia Tech	R	S	3.0	1	0	0	1	5
3/30	Duke	R	-	0.1	1	3	3	2	1
3/31	Duke	R	-	1.0	2	0	0	0	1

SEASON HIGHS:

Innings: 3.2, NC A&T (2/19)

Strikeouts: 5, at Virginia Tech (3/24)

Hits: 3, UNCW (2/26), VCU (2/27), Clemson (3/10)

Walks: 2, NC A&T (2/19)

Runs: 4, VCU (2/27)

Earned Runs: 1, UNCW (2/26), Charleston Southern (3/5)

#48 Connor Ollio

1-1, 5.25 ERA, WHIP 2.08

Date	Opponent	S/R	Dec.	IP	H	R	ER	BB	K
2/16	Xavier	R	-	0.0	2	0	0	0	0
2/17	Xavier	R	-	1.1	0	0	0	1	2
2/27	VCU	R	-	1.0	0	0	0	0	0
3/2	UMass Lowell	R	-	2.1	0	0	0	1	5
3/5	Charleston So.	R	-	0.0	1	0	0	2	0
3/10	at Clemson	R	-	2.1	7	5	5	2	2
3/12	Gardner-Webb	R	-	1.0	1	0	0	0	2
3/13	at UNCW	R	W	1.2	2	0	0	0	2
3/19	at Liberty	R	L	2.0	2	2	2	1	2
3/26	Campbell	R	-	0.1	0	0	0	2	1

SEASON HIGHS/CAREER HIGHS:

Innings: 2.1, UMass Lowell (3/2), Clemson (3/10)

Strikeouts: 5, UMass Lowell (3/2)

Hits: 7, Clemson (3/10)

Walks: 2, Charleston Southern (3/5), Clemson (3/10), Liberty (3/26)

Runs: 5, Clemson (3/10)

Earned Runs: 5, Clemson (3/10)

#36 Nik Pry

0-0, 16.20 ERA, WHIP 1.80

Date	Opponent	S/R	Dec.	IP	H	R	ER	BB	K
2/17	Xavier	R	-	1.0	0	0	0	0	2
2/27	VCU	R	-	1.1	0	1	1	0	2
3/2	UMass Lowell	R	-	0.1	3	4	4	0	1
3/12	Gardner-Webb	R	-	0.2	1	1	1	0	1

SEASON HIGHS/CAREER HIGHS:

Innings: 1.1, VCU (2/27)

Strikeouts: 2, Xavier, (2/17), VCU (2/27)

Hits: 3, UMass Lowell (3/2)

Walks: 0, Xavier, (2/17), VCU (2/27), UMass Lowell (3/2)

Runs: 4, UMass Lowell (3/2)

Earned Runs: 4, UMass Lowell (3/2)

#41 Will Sandy

2-0, 3.74 ERA, WHIP 1.48

Date	Opponent	S/R	Dec.	IP	H	R	ER	BB	K
2/15	Xavier	R	W	4.2	1	0	0	3	5
2/24	USF	R	-	1.0	1	0	0	1	2
2/26	UNCW	R	-	0.2	1	0	0	1	1
3/3	UMass Lowell	R	-	1.0	0	0	0	0	1
3/5	Charleston So.	R	-	1.1	2	2	2	0	2
3/12	Gardner-Webb	S	-	2.1	4	3	3	2	2
3/15	Miami	R	-	0.1	1	0	0	1	2
3/17	Miami	R	-	0.1	0	0	0	1	0
3/19	at Liberty	S	-	3.0	0	0	0	0	6
3/24	at Virginia Tech	S	W	5.2	3	0	0	4	3
3/31	Duke	R	-	1.1	3	2	2	1	1

SEASON HIGHS/CAREER HIGHS:

Innings: 5.2, at Virginia Tech (3/24)

Strikeouts: 6, at Liberty (3/19)

Hits: 4, Gardner-Webb (3/12)

Walks: 4, at Virginia Tech (3/24)

Runs: 3, Gardner-Webb (3/12)

Earned Runs: 3, Gardner-Webb (3/12)



#23 Tyler Baum
Junior, RHP
6-1 • 175
Ocoee, Florida
West Orange

• Hard-throwing righty who will be a key piece of the weekend rotation in 2019.

2019 GAME-BY-GAME RESULTS

Date	Opponent	Dec.	IP	H	R	ER	2B	3B	HR	BB	K
2/16	Xavier	W	6.0	7	2	2	3	0	0	0	7
2/24	USF	W	7.0	5	1	1	1	0	0	1	12
3/2	UMass Lo.	W	6.0	4	1	0	0	0	0	3	9
3/9	at Clemson	L	1.2	8	6	6	3	0	0	2	2
3/16	Miami	W	5.0	4	3	3	1	0	1	1	6
3/22	at VT	L	5.1	8	4	4	0	0	1	2	6
3/29	Duke	W	8.2	2	0	0	0	0	0	2	6

BAUM'S SEASON HIGHS

Innings: 8.2, Duke (3/29)

Strikeouts: 12, USF (4/24)

Hits: 8, at Clemson (3/9), at VT (3/22)

Walks: 3, UMass Lowell (3/2)

Runs: 6, at Clemson (3/9)

Earned Runs: 6, at Clemson (3/9)

- Started the 2019 season 11-1 in his UNC career.
- Picked up his first win of the 2019 season after striking out seven Xavier batters in 6 IP and only allowing two runs. After that win he moved to 12-1 in his career.
- Baum's 12 strikeouts against USF set a new career-high, besting the 10 strikeout performance he had against USF in 2018.
- His 7.0 IP against USF tied his career high.
- The junior has started at least 3-0 in each of his first three seasons at UNC.
- The 28 strikeouts through the first three games are the most in a three-game stretch in his UNC career.
- Baum picked up his fourth win against Miami after bouncing back from a tough outing in Clemson. The junior has now started at least 4-1 in all three seasons in Chapel Hill.
- Baum picked up his second loss against Virginia Tech. The two losses in one season is the most in Baum's career.
- Set a career high in innings pitched against Duke with 8.2. The two hits surrendered were the second fewest hits given up in a start of 6.0+ innings.

Tyler Baums's Pitching Statistics

Year	ERA	W	L	App	GS	CG	SHO	CBO	SV	IP	H	R	ER	BB	SO	2B	3B	HR	BF	B/Avg	WP	HBP	SFA	SHA
2017	2.57	7	0	16	15	0	0	0	0	63.0	47	18	18	27	47	7	0	6	261	.208	3	4	0	4
2018	4.57	4	1	18	12	0	0	0	0	65.0	58	38	33	32	74	16	3	6	285	.240	10	7	2	2
2019	3.63	5	2	7	7	0	0	0	0	39.2	38	17	16	11	48	8	0	2	167	.250	6	2	1	1
TOTAL	3.60	16	3	41	34	0	0	0	0	167.2	143	73	67	70	169	31	3	14	713	.231	19	13	3	7



#45 Austin Bergner

Junior, RHP
6-4 • 200
Windermere, Fla.
Windermere Prep

• Hard-throwing righty who will feature in the weekend rotation for the Heels.

2018 GAME-BY-GAME RESULTS

Date	Opponent	Dec.	IP	H	R	ER	2B	3B	HR	BB	K
2/17	Xavier	-	4.1	5	3	2	0	0	0	3	6
2/24	USF	-	6.1	4	3	2	1	0	0	1	6
3/2	UMass Lo.	W	5.0	2	2	2	1	0	0	1	11
3/10	at Clemson	-	7.0	9	3	2	1	0	1	2	6
3/17	Miami	W	6.0	6	4	4	1	0	1	3	1
3/23	at VT	W	5.0	4	4	4	1	0	1	3	3
3/30	Duke		6.0	5	1	0	1	0	0	1	5

BERGNER'S SEASON HIGHS

Innings: 7.0, at Clemson (3/10)

Strikeouts: 11, UMass Lowell (3/3)

Hits: 9, at Clemson (3/10)

Walks: 3, Xavier (2/17), at VT (3/23)

Runs: 4, Miami (3/17), at VT (3/23)

Earned Runs: 4, Miami (3/17), at VT (3/23)

• Threw 4.1 innings against Xavier to start the season striking out six batters.

• Bergner picked up his first win of the season against UMass Lowell on 3/2. It was the second time in his career he struck out 11 batters, one off his career high of 12.

• Struck out a season high 11 batters against UMass Lowell.

• Threw a season high 7.0 IP against Clemson while striking out 6 batters.

• Picked up his second win of the season against Miami with only one strikeout while going 6.0 IP.

• Has thrown 5.0+ innings in 6 of his first 7 appearances.

Austin Bergner's Career Pitching Statistics

Year	ERA	W	L	App	GS	CG	SHO	CBO	SV	IP	H	R	ER	BB	SO	2B	3B	HR	BF	B/Avg	WP	HBP	SFA	SHA
2017	3.00	4	2	27	3	0	0	2	1	48.0	35	20	16	25	45	2	0	3	204	.202	2	1	3	2
2018	4.25	7	3	17	13	0	0	0	1	82.2	76	50	39	34	84	12	0	9	353	.243	6	3	3	0
2019	3.63	3	0	7	7	0	0	0	0	39.2	35	20	16	14	38	6	0	3	168	.233	5	1	3	0
TOTAL	3.75	14	5	51	23	0	0	2	2	170.1	146	90	71	73	167	20	0	15	725	.230	13	5	9	2



Alphabetical

23 Tyler Baum
45 Austin Bergner
39 Kyle Blendinger
2 Cameran Brantley
15 Michael Busch
24 Hansen Butler
46 Ben Casparius
10 Tom Caufield
42 Gianluca Dalatri
27 Josh Dotson
6 Dylan Enwiller
8 Ike Freeman
37 Andrew Grogan
3 Dylan Harris
26 Jackson Hesterlee
17 Jake Holtzaple
43 Brendan Illies
18 Clemente Inclan
31 Joey Lancellotti
44 Austin Love
4 Brandon Martorano
5 Ashton McGee
47 Bennett Nance
34 Caden O'Brien
48 Connor Ollio
38 Davis Palermo
36 Nik Pry
11 Caleb Roberts
19 Aaron Sabato
41 Will Sandy
14 Will Schroeder
16 Earl Semper
1 Danny Serretti
7 Dallas Tessar
40 Angel Zarate

By Class

Seniors (4)

Hansen Butler
Dylan Enwiller
Jackson Hesterlee
Brendan Illies

Juniors (10)

Tyler Baum
Austin Bergner
Michael Busch
Gianluca Dalatri
Ike Freeman
Andrew Grogan
Dylan Harris
Brandon Martorano
Ashton McGee
Dallas Tessar

Sophomores (7)

Kyle Blendinger
Ben Casparius
Jake Holtzaple
Clemente Inclan
Joey Lancellotti
Caden O'Brien
Earl Semper

Freshmen (14)

Cameran Brantley
Tom Caufield
Josh Dotson
Austin Love
Bennett Nance
Connor Ollio
Davis Palermo
Nik Pry
Caleb Roberts
Aaron Sabato
Will Sandy
Will Schroeder
Danny Serretti
Angel Zarate

Numerical

No.	Player	Pos.	B/T	Ht.	Wt.	Cl.	Hometown (Previous School)
1	Danny Serretti	INF	S/R	6-0	182	Fr.	Berkeley Heights, N.J. (Governor Livingston)
2	Cameran Brantley	OF	L/L	5-9	184	Fr.	Charlotte, N.C. (Ardrey Kell)
3	Dylan Harris	OF	L/L	5-9	190	Jr.	Knoxville, Tenn. (Hardin Valley Academy)(Walters State)
4	Brandon Martorano	C	R/R	6-2	187	Jr.	Marlboro, N.J. (Christian Brothers Academy)
5	Ashton McGee	OF/3B/2B	L/R	6-1	207	Jr.	Pikeville, N.C. (C.B. Aycock)
6	Dylan Enwiller	OF/2B/SS	R/R	6-2	186	Sr.	Chandler, Ariz. (Hamilton/Yavapai College)
7	Dallas Tessar	OF	R/R	6-0	175	Jr.*	Simi Valley, Calif. (Chaminade/Yavapai College)
8	Ike Freeman	SS/2B	R/R	5-10	199	Jr.	Rockwell, N.C. (East Rowan)
10	Tom Caufield	SS/2B	L/R	6-1	165	Fr.	West Chester, Pa. (Henderson)
11	Caleb Roberts	C/OF	L/R	6-1	190	Fr.	Coral Springs, Fla. (St. Thomas Aquinas)
14	Will Schroeder	OF	R/R	6'2	187	Fr.	Leesburg, Va. (Freedom High)
15	Michael Busch	1B/OF	L/R	5-10	207	Jr.	Inver Grove Heights, Minn. (Simley)
16	Earl Semper	OF	S/R	6-2	194	So.	Ft. Lauderdale, Fla. (St. Thomas Aquinas)
17	Jake Holtzaple	3B	R/R	6-0	201	So.*	Charlotte, N.C. (Providence)
18	Clemente Inclan	3B	L/R	6-2	202	So.	Jacksonville, Fla. (Bolles School)
19	Aaron Sabato	1B	R/R	6-2	230	Fr.	Rye Brook, N.Y. (Brunswick School)
23	Tyler Baum	RHP	R/R	6-1	174	Jr.	Ocoee, Fla. (West Orange)
24	Hansen Butler	RHP	R/R	5-11	180	Sr.*	High Point, N.C. (High Point Christian)
26	Jackson Hesterlee	OF	L/R	6-4	210	Sr.	Carrollton, Ga. (Carrollton/Southern Union)
27	Josh Dotson	RHP	R/R	6-1	170	Fr.	Asheville, N.C. (Reynolds)
31	Joey Lancellotti	RHP	R/R	5-11	205	So.	Bensalem, Pa. (William Penn Charter)
34	Caden O'Brien	LHP	R/L	6-1	190	So.	Maiden, N.C. (Maiden)
36	Nik Pry	RHP	R/R	6-1	190	Fr.	Pinehurst, N.C. (Pinecrest)
37	Andrew Grogan	RHP	R/R	6-1	195	Jr.	Cumming, Ga. (N. Forsyth)(Chipola)
38	Davis Palermo	RHP	R/R	6-2	180	Fr.	Chapel Hill, N.C. (Northwood)
39	Kyle Blendinger	RHP	R/R	6-1	185	So.	High Point, N.C. (Southwest Guilford)
40	Angel Zarate	OF	L/L	5-11	180	Fr.*	Reidsville, N.C. (Rockingham County)
41	Will Sandy	LHP	L/L	6-4	180	Fr.	Raleigh, N.C. (Leesville Road)
42	Gianluca Dalatri	RHP	R/R	6-6	256	Jr.	Wall Township, N.J. (Christian Brothers Academy)
43	Brendan Illies	C	R/R	6-1	206	Sr.	Edgewood, Wash. (Puyallup)
44	Austin Love	RHP	R/R	6-3	232	Fr.*	Salisbury, N.C. (West Rowan)
45	Austin Bergner	RHP	R/R	6-4	200	Jr.	Windermere, Fla. (Windermere Prep)
46	Ben Casparius	INF/RHP	R/R	6-1	214	So.	Westport, Conn. (Staples)
47	Bennett Nance	LHP	L/L	6-2	175	Fr.	Eden, N.C. (Morehead)
48	Connor Ollio	P/INF	R/R	6-1	195	Fr.	Renfrew, Pa. (Butler)

* - Redshirt

Coaching & Support Staff

Head Coach: 30 Mike Fox (21th season)

Associate Head Coach/Recruiting Coordinator: 21 Scott Forbes (14th season)

Assistant Coach: 20 Robert Woodard (Third season)

Assistant Coach: 32 Jesse Wierzbicki (Third season)

Director of Strength and Conditioning: Greg Gatz (21th season)

Director of Baseball Operations/Facility Manager: Dave Arendas (15th season)

Director of Player Personnel/Clubhouse Manager: Tyler Puryear (6th season)

Head Athletic Trainer: Terri Jo Rucinski (14th season)

Graduate Assistant Athletic Trainers: Josh Barnhill, Lilly Vandemark

Undergraduate Assistant Athletic Trainer: Stephanie Krieg

Student Manager/Bullpen Catchers: Boyd Tisdale, Will Cooke

Student Managers: Nick Borbor, Strat Guy, Sean Kelly, Casey Scholl

Pronunciation Guide

Tyler Baum	BAWM	Brandon Martorano	mar-tuh-RAH-noh
Ben Casparius	cuh-SPARE-ee-us	Aaron Sabato	suh-BAH-toe
Gianluca Dalatri	jon-LOO-cah duh-LAH-tree	Earl Semper	SIM-puhr
Dylan Enwiller	EN-wye-luhr	Danny Serretti	Sur-EH-tee
Brendan Illies	ILL-ee-us	Dallas Tessar	TESS-uh
Clemente Inclan	INN-cluhn	Angel Zarate	zuh-RAH-tee
Joey Lancellotti	lan-suh-LAH-tee		



2019 Home Run Listing

Name	Opponent (Date)	Inn.	Type
Freeman	Xavier (2/15)	1	solo
Sabato	Xavier (2/16)	1	solo
Busch	Xavier (2/16)	8	3-run
Harris	Xavier (2/17)	1	solo
Martorano	Xavier (2/17)	3	2-run
Freeman	USF (2/23)	9	solo
Harris	USF (2/23)	10	solo
Freeman	USF (2/24)	8	2-run
Enwiller	UNCW (2/26)	9	solo
Busch	VCU (2/27)	3	3-run
Hesterlee	UMass Lowell (3/2)	2	solo
Busch	UMass Lowell (3/2)	1	2-run
Martorano	UMass Lowell (3/3)	4	2-run
Freeman	Clemson (3/9)	1	solo
Sabato	Clemson (3/10)	6	solo
Hesterlee	Gardner-Webb (3/12)	2	solo
Sabato	Miami (3/15)	4	solo
Sabato	Miami (3/17)	1	2-run
Harris	Miami (3/17)	2	solo
Sabato	Miami (3/17)	3	2-run
Enwiller	Virginia Tech (3/24)	2	3-run
Busch	Virginia Tech (3/24)	5	solo
Harris	Duke (3/30/19)	5	solo
Hesterlee	Duke (3/30/19)	6	2-run
Busch	Duke (3/30/19)	8	solo
Sabato	Duke (3/31/19)	4	2-run

Last Home Run

Michael Busch	Duke (3/30/19)
Ike Freeman	Clemson (3/9/19)
Brandon Martorano	UMass Lowell (3/3/19)
Ashton McGee	South Carolina (4/3/18)
Dallas Tessar	at Virginia (4/14/18)
Dylan Enwiller	Virginia Tech (3/24/19)
Jackson Hesterlee	Duke (3/30/19)
Aaron Sabato	Duke (3/31/19)
Dylan Harris	Duke (3/30/19)

Multiple Hit Games

Name	2	3	4	5+	Total
Busch	8/21	1/2	0/2	0/0	9/26
McGee	2/15	2/7	0/1	0/0	4/24
Freeman	7/18	2/5	1/1	0/0	10/24
Illies	0/1	0/0	0/0	0/0	0/1
Enwiller	1/2	0/0	0/0	0/0	1/2
Tessar	0/0	0/3	0/0	0/0	0/3
Martorano	3/5	1/2	0/1	0/0	4/8
Hesterlee	3/5	0/0	0/0	0/0	3/5
Casparius	1/2	0/0	0/0	0/0	1/2
Harris	8/8	1/1	0/0	0/0	9/9
Sabato	4/4	2/2	0/0	0/0	6/6
Serretti	4/4	0/0	0/0	1/1	5/5
Schroeder	1/1	0/0	0/0	0/0	1/1
Roberts	2/2	2/2	0/0	0/0	4/4

Multiple RBI Games

Name	2	3	4	5+	Total
Busch	1/8	3/12	0/1	1/2	5/23
McGee	3/14	0/5	0/1	0/0	3/20
Freeman	3/7	1/3	2/3	0/0	6/13
Illies	0/1	0/0	0/0	0/0	0/1
Martorano	3/6	2/4	1/1	0/0	4/11
Casparius	1/2	0/1	0/0	0/0	1/3
Enwiller	0/1	2/2	0/0	0/0	2/3
Inclan	0/1	0/0	0/0	0/0	0/1
Tessar	0/2	0/0	0/0	0/0	0/2
Hesterlee	2/2	1/1	0/1	0/0	3/4
Sabato	2/2	1/1	1/1	0/0	4/4
Harris	3/3	0/0	0/0	0/0	3/3
Roberts	3/3	0/0	0/0	0/0	3/3
Caufield	1/1	0/0	0/0	0/0	1/1
Serretti	2/2	2/2	0/0	0/0	4/4

Key: 2019 total/career total

Hitting Streaks

Name	Season/Career Longest	Current
Busch	3/6	2
Freeman	7/9	1
Illies	1/1	-
McGee	3/18	1
Martorano	6/7	1
Enwiller	3/3	1
Inclan	2/4	-
Tessar	1/4	1
Hesterlee	4/4	-
Casparius	2/5	1
Semper	1/2	-
Sabato	5/5	4
Harris	5/5	-
Roberts	4/4	-
Serretti	4/4	-
Schroeder	1/1	-
Caufield	1/1	1
Lancellotti	1/1	-

Reached Base Streaks

Name	Season/Career Longest	Current
McGee	10/22	6
Busch	7/21	2
Freeman	20/20	20
Illies	4/4	-
Martorano	7/9	1
Enwiller	3/6	1
Zarate	0/1	-
Inclan	5/5	5
Tessar	1/6	1
Hesterlee	4/4	-
Lancellotti	1/1	-
Semper	2/2	-
Casparius	4/8	1
Sabato	8/8	5
Harris	22/22	2
Roberts	7/7	2
Schroeder	2/2	-
Serretti	17/17	2
Caufield	1/1	1
Holtzapple	1/1	-
Brantley	1/1	-

The Last Time A Tar Heel ...

Homered Leading Off A Game:
Dylan Harris vs. Xavier, February 17, 2019

Hit Two Home Runs In A Game:
Aaron Sabato vs Miami, March 17, 2019

Hit Three Home Runs In A Game:
Chris Maples vs. NC State, April 20, 2002

Hit A Grand Slam:
Micheal Busch vs Maryland, March 20, 2018

Hit Home Runs In Consecutive At-Bats:
Aaron Sabato vs Miami, March 17, 2019

Hit Home Runs In Three Straight At-Bats:
Adam Greenberg vs. Towson, March 27, 2002

Hit Two Home Runs In One Inning:
Chris Maples vs. Fla. State, March 23, 2002 (7th)

Hit A Home Run In His First Collegiate Game:
Drew Poulk, Seton Hall, Feb. 16, 2007

Hit A Home Run In His First Collegiate At-Bat:
Drew Poulk, Seton Hall, Feb. 16, 2007

Hit An Inside-The-Park Home Run:
Cody Roberts vs Georgia Tech, April 20, 2018

Hit A Game-Winning, Walk-Off Home Run:
Dylan Enwiller, UNCW, February 26, 2019 (9th)

Hit For The Cycle:
Colin Moran vs. Wright State, February 25, 2012

Had Five Hits In A Game:
Danny Serretti vs Gardner-Webb, March 12, 2019

Stole Home:
Logan Warmoth vs. UNCA, May 10, 2017

Pitched A No-Hitter:
Greg Norris vs. East Tennessee State, April 28, 1978

Pitched A One-Hitter:
Alex White vs. Miami, April 17, 2009

Had 10-Plus Strikeouts In A Game:
Austin Bergner (11) vs UMass Lowell, March 3, 2019

Had 15-Plus Strikeouts In A Game:
Gianluca Dalatri (15) vs. Radford, Feb. 26, 2017

Pitched A Complete Game:
Rodney Hutchison vs. NC A&T, March 13, 2018

Pitched A Complete-Game Shutout:
Rodney Hutchison vs. NC A&T, March 13, 2018

The Last Time The Tar Heels ...

Had Back-to-Back Home Runs:
Third inning vs. Pittsburgh, March 16, 2018
(Kyle Datre and Zack Gahagan)

Had Three Consecutive Home Runs:
Sixth inning vs. Princeton, March 20, 2002
(Ryan Blake, Chris Maples, Chris Iannetta)

Scored 20 Or More Runs In A Game:
20-0 win at Virginia Tech, May 14, 2017

Scored 25 Or More Runs In A Game:
25-1 win over Princeton, March 16, 2010

Scored 10 Or More Runs In An Inning:
10 vs. Liberty, March 4, 2018 (4th)

Had 20 Or More Hits In A Game:
20 vs Gardner-Webb, March 12, 2019

Had 25 Or More Hits In A Game:
26 vs. Davidson, March 28, 2007

Pitched A Combined No-Hitter:
vs. Towson, March 23, 1999
(Chris Elmore, Ryan Earey)

Pitched A Combined One-Hitter:
vs. Maryland, March 14, 2017
(Tyler Baum, Austin Bergner, Rodney Hutchison, Cole Aker)

Had 15 Or More Strikeouts In A Game:
17 vs UMass Lowell, March 3, 2019 (Austin Bergner (11), Will Sandy (1), Joey Lancellotti (2), Kyle Blending (1), Austin Love (2))

Did Not Issue A Walk In A Game:
vs. Boston College, May 25, 2017 (Tyler Baum (3 innings), Taylor Sugg (1), Austin Bergner (1), Bo Weiss (1), Rodney Hutchison Jr. (1))

Turned A Triple Play:
April 25, 2004 at Duke (5th)
(6-3: With runners on first and second, 1B Wes Moyer caught a pop bunt for the first out, stepped on first for the second out and threw to SS Greg Mangum at second for the third out.)



2019 North Carolina Baseball
Starter Statistics for North Carolina (as of Apr 01, 2019)
(All games Sorted by Batting avg)

Record: 22-7 Home: 19-2 Away: 3-5 ACC: 7-5

Player	avg	gp-gs	ab	r	h	2b	3b	hr	rbi	tb	slg%	bb	hp	so	gdp	ob%	sf	sh	sb-att	po	a	e	fld%
14 Will Schroeder	.400	2-2	5	1	2	0	0	0	0	2	.400	2	0	1	0	.571	0	0	0-0	2	0	0	1.000
8 Ike Freeman	.347	29-29	98	18	34	6	1	4	25	54	.551	22	6	13	4	.488	1	0	0-0	37	41	6	.929
15 Michael Busch	.296	29-29	98	32	29	5	0	6	26	52	.531	28	5	17	2	.470	1	0	4-6	105	10	0	1.000
3 Dylan Harris	.294	29-29	102	29	30	7	0	4	12	49	.480	25	1	20	2	.424	4	2	4-5	70	1	3	.959
1 Danny Serretti	.272	24-24	81	12	22	8	0	0	15	30	.370	11	1	17	4	.362	1	1	1-2	20	58	0	1.000
5 Ashton McGee	.256	28-28	82	18	21	5	0	0	11	26	.317	24	2	16	3	.427	2	0	5-5	27	28	7	.887
26 Jackson Hesterlee	.256	15-15	43	8	11	1	0	2	8	18	.419	6	2	13	1	.373	0	0	0-0	0	0	0	.000
19 Aaron Sabato	.253	25-25	83	16	21	7	0	6	18	46	.554	12	4	25	2	.370	1	0	0-0	118	9	2	.984
4 Brandon Martorano	.247	28-28	89	18	22	5	0	3	18	36	.404	16	2	28	0	.367	2	1	2-3	245	12	2	.992
6 Dylan Enwiller	.233	11-11	30	5	7	2	0	1	8	12	.400	1	2	9	0	.303	0	2	2-2	16	5	3	.875
11 Caleb Roberts	.222	28-28	99	17	22	6	0	0	14	28	.283	18	4	7	3	.361	1	1	1-1	49	2	0	1.000
46 Ben Casparius	.100	10-10	30	1	3	1	0	0	3	4	.133	2	1	5	0	.182	0	1	0-0	8	14	3	.880
7 Dallas Tessar	.000	2-2	3	1	0	0	0	0	0	0	.000	0	1	2	0	.250	0	0	0-0	1	0	0	1.000
18 Clemente Inclan	.000	1-1	3	0	0	0	0	0	0	0	.000	0	0	1	0	.000	0	0	0-0	1	2	0	1.000
Totals	.265	29	846	176	224	53	1	26	158	357	.422	167	31	174	21	.399	13	8	19-24	709	198	29	.969
Opponents	.236	29	911	118	215	39	2	15	105	303	.333	94	23	245	14	.320	11	4	19-23	692	214	25	.973

(All games Sorted by Earned run avg)

Player	era	w-l	app	gs	cg	sho	sv	ip	h	r	er	bb	so	2b	3b	hr	b/avg	wp	hp	bk	sfa	sha
31 Joey Lancellotti	0.00	0-0	1	1	0	0/0	0	2.1	2	1	0	2	1	0	0	0	.222	0	2	0	0	0
42 Gianluca Dalatri	2.25	1-1	6	6	0	0/1	0	32.0	29	12	8	8	35	6	0	1	.234	6	4	0	1	1
41 Will Sandy	2.45	1-0	3	3	0	0/0	0	11.0	7	3	3	6	11	1	0	0	.175	1	1	1	0	0
45 Austin Bergner	3.63	3-0	7	7	0	0/0	0	39.2	35	20	16	14	38	6	0	3	.233	5	1	0	3	0
23 Tyler Baum	3.63	5-2	7	7	0	0/1	0	39.2	38	17	16	11	48	8	0	2	.250	6	2	0	1	1
37 Andrew Grogan	6.55	0-0	3	3	0	0/0	0	11.0	11	9	8	4	9	1	1	2	.256	0	0	0	1	0
27 Josh Dotson	7.71	0-0	2	2	0	0/0	0	7.0	8	6	6	1	4	3	0	1	.276	0	1	0	0	0
Totals	3.60	10-3	29	29	0	2/2	0	142.2	130	68	57	46	146	25	1	9	.238	18	11	1	6	2

2019 North Carolina Baseball
Non-Starter Statistics for North Carolina (as of Apr 01, 2019)
(All games Sorted by Batting avg)

Record: 22-7 Home: 19-2 Away: 3-5 ACC: 7-5

Player	avg	gp-gs	ab	r	h	2b	3b	hr	rbi	tb	slg%	bb	hp	so	gdp	ob%	sf	sh	sb-att	po	a	e	fld%
1 Danny Serretti	1.000	1-0	1	0	1	0	0	0	0	1	1.000	0	0	0	0	1.000	0	0	0-0	1	2	1	.750
46 Ben Casparius	.444	8-0	9	2	4	0	0	0	6	4	.444	1	1	3	0	.462	2	0	0-0	4	3	0	1.000
43 Brendan Illies	.400	9-0	5	1	2	1	0	1	1	6	1.200	2	0	0	0	.571	0	0	0-0	28	1	0	1.000
19 Aaron Sabato	.375	3-0	8	0	3	0	0	0	0	3	.375	0	0	1	0	.375	0	0	0-0	3	0	0	1.000
6 Dylan Enwiller	.375	15-0	8	6	3	1	0	1	2	7	.875	0	0	4	0	.375	0	0	3-3	7	3	0	1.000
26 Jackson Hesterlee	.333	9-0	9	1	3	1	1	1	6	9	1.000	0	1	4	0	.364	1	0	0-0	0	0	0	.000
10 Tom Caufield	.333	7-0	6	2	2	0	0	0	2	2	.333	0	0	2	0	.333	0	0	0-0	1	1	1	.667
16 Earl Semper	.250	7-0	8	2	2	0	0	0	1	2	.250	2	0	3	0	.400	0	0	0-0	3	0	0	1.000
18 Clemente Inclan	.250	15-0	8	2	2	1	0	0	1	3	.375	7	0	2	0	.600	0	0	1-1	2	9	0	1.000
7 Dallas Tessar	.143	18-0	7	6	1	1	0	0	1	2	.286	1	0	2	0	.250	0	1	1-1	7	0	0	1.000
14 Will Schroeder	.000	9-0	7	0	0	0	0	0	1	0	.000	2	0	1	1	.222	0	0	0-0	1	0	0	1.000
40 Angel Zarate	.000	4-0	5	1	0	0	0	0	0	0	.000	0	0	3	0	.000	0	0	0-0	1	0	0	1.000
17 Jake Holtzaple	.000	4-0	4	0	0	0	0	0	1	0	.000	1	0	1	1	.200	0	0	0-0	0	1	0	1.000
2 Cameran Brantley	.000	3-0	3	0	0	0	0	0	0	0	.000	1	0	1	0	.250	0	0	0-0	1	0	0	1.000
Totals	.261	29	88	23	23	5	1	3	22	39	.443	17	2	27	2	.382	3	1	5-5	65	27	3	.968
Opponents	.159	29	63	6	10	3	0	0	7	13	.206	8	3	29	0	.284	0	0	0-0	40	13	1	.981

(All games Sorted by Earned run avg)

Player	era	w-l	app	gs	cg	sho	sv	ip	h	r	er	bb	so	2b	3b	hr	b/avg	wp	hp	bk	sfa	sha
37 Andrew Grogan	0.00	1-0	3	0	0	0/0	0	5.0	2	0	0	5	6	0	0	0	.111	0	2	0	0	0
47 Bennett Nance	0.00	0-0	2	0	0	0/0	0	0.1	1	0	0	1	1	0	0	0	.500	0	0	0	0	0
46 Ben Casparius	2.00	0-0	6	0	0	0/1	1	9.0	8	3	2	2	7	0	1	0	.250	0	0	0	3	0
31 Joey Lancellotti	2.31	1-1	7	0	0	0/0	1	11.2	6	3	3	7	17	1	0	0	.154	1	0	1	1	0
44 Austin Love	2.81	5-1	16	0	0	0/1	3	25.2	22	8	8	4	27	6	0	1	.234	4	1	0	0	0
27 Josh Dotson	3.00	1-0	7	0	0	0/0	0	9.0	2	3	3	3	10	0	0	0	.071	1	4	0	0	1
34 Caden O'Brien	4.79	1-1	16	0	0	0/1	2	20.2	17	15	11	8	17	3	0	2	.218	0	2	0	0	1
41 Will Sandy	5.06	1-0	8	0	0	0/0	0	10.2	9	6	6	9	12	1	0	0	.220	0	0	0	1	0
48 Connor Ollio	5.25	1-1	10	0	0	0/0	0	12.0	15	7	7	9	16	2	0	2	.300	0	1	0	0	0
24 Hansen Butler	5.40	1-0	6	0	0	0/0	0	5.0	6	3	3	6	8	3	0	0	.316	2	1	0	0	0
39 Kyle Blendinger	6.00	0-0	3	0	0	0/0	0	3.0	3	2	2	2	1	1	0	0	.250	0	2	0	0	0
36 Nik Pry	16.20	0-0	4	0	0	0/0	0	3.1	4	6	6	0	6	0	0	1	.286	0	2	0	0	0
Totals	3.98	12-4	29	0	0	2/2	7	115.1	95	56	51	56	128	17	1	6	.222	8	15	1	5	2



**2019 North Carolina Baseball
Conference statistics for North Carolina (as of Mar 31, 2019)
(ACC games only Sorted by Batting avg)**

Record: 7-5 Home: 5-1 Away: 2-4 ACC: 7-5

Player	avg	gp-gs	ab	r	h	2b	3b	hr	rbi	tb	slg%	bb	hp	so	gdp	ob%	sf	sh	sb-att	po	a	e	fld%
19 Aaron Sabato	.343	11-11	35	8	12	3	0	5	9	30	.857	4	1	9	1	.415	1	0	0-0	39	4	1	.977
3 Dylan Harris	.302	12-12	43	7	13	3	0	2	4	22	.512	10	0	10	2	.426	1	2	3-4	38	0	1	.974
15 Michael Busch	.300	12-12	50	9	15	3	0	3	14	27	.540	5	2	9	1	.386	0	0	2-2	63	7	0	1.000
8 Ike Freeman	.279	12-12	43	5	12	2	0	1	5	17	.395	11	3	3	3	.456	0	0	0-0	16	25	3	.932
5 Ashton McGee	.258	11-11	31	6	8	2	0	0	2	10	.323	12	0	8	1	.465	0	0	3-3	6	13	4	.826
1 Danny Serretti	.205	12-11	39	7	8	2	0	0	3	10	.256	8	1	5	3	.354	0	0	0-0	11	34	1	.978
11 Caleb Roberts	.190	12-12	42	7	8	1	0	0	4	9	.214	6	2	3	1	.320	0	1	1-1	19	0	0	1.000
4 Brandon Martorano	.189	12-12	37	5	7	0	0	0	4	7	.189	6	0	12	0	.289	2	0	2-2	89	5	0	1.000

10 Tom Caufield	1.000	1-0	1	0	1	0	0	0	0	1	1.000	0	0	0	0	1.000	0	0	0-0	0	0	0	.000
43 Brendan Illies	.333	3-0	3	1	1	0	0	1	1	4	1.333	0	0	0	0	.333	0	0	0-0	5	1	0	1.000
6 Dylan Enwiller	.250	11-6	20	7	5	1	0	1	6	9	.450	0	1	7	0	.286	0	2	5-5	16	2	0	1.000
7 Dallas Tessar	.250	7-0	4	4	1	1	0	0	1	2	.500	0	0	1	0	.250	0	0	1-1	2	0	0	1.000
26 Jackson Hesterlee	.105	9-5	19	1	2	0	0	1	5	5	.263	0	1	8	1	.143	1	0	0-0	0	0	0	.000
46 Ben Casparius	.071	8-4	14	0	1	0	0	0	4	1	.071	1	0	3	0	.133	0	0	0-0	1	2	1	.750
16 Earl Semper	.000	2-0	2	0	0	0	0	0	0	0	.000	0	0	1	0	.000	0	0	0-0	0	0	0	.000
14 Will Schroeder	.000	2-0	2	0	0	0	0	0	0	0	.000	0	0	0	1	.000	0	0	0-0	0	0	0	.000
2 Cameran Brantley	.000	1-0	1	0	0	0	0	0	0	0	.000	0	0	0	0	.000	0	0	0-0	1	0	0	1.000
18 Clemente Inclan	.000	5-0	1	1	0	0	0	0	0	0	.000	2	0	0	0	.667	0	0	0-0	0	4	0	1.000
Totals	.243	12	387	68	94	18	0	14	62	154	.398	65	11	79	14	.363	5	5	17-18	315	107	12	.972
Opponents	.266	12	414	63	110	23	1	10	58	165	.399	41	10	94	9	.343	4	1	4-5	309	108	12	.972

LOB - Team (96), Opp (92). DPs turned - Team (11), Opp (15). IBB - Team (2), Busch 1, Roberts 1.

(ACC games only Sorted by Earned run avg)

Player	era	w-l	app	gs	cg	sho	sv	ip	h	r	er	bb	so	2b	3b	hr	b/avg	wp	hp	bk	sfa	sha
42 Gianluca Dalatri	3.60	0-1	3	3	0	0/0	0	15.0	19	7	6	5	18	5	0	1	.297	3	1	0	1	0
45 Austin Bergner	3.75	2-0	4	4	0	0/0	0	24.0	24	12	10	9	15	4	0	3	.255	1	0	0	1	0
44 Austin Love	5.54	1-1	7	0	0	0/1	2	13.0	15	8	8	1	12	5	0	1	.300	3	1	0	0	0
23 Tyler Baum	5.66	2-2	4	4	0	0/1	0	20.2	22	13	13	7	20	4	0	2	.268	2	2	0	0	1

37 Andrew Grogan	0.00	0-0	1	0	0	0/0	0	1.0	0	0	0	1	1	0	0	0	.000	0	0	0	0	0
31 Joey Lancellotti	4.15	1-1	2	0	0	0/0	0	4.1	4	2	2	1	5	1	0	0	.250	1	0	1	0	0
41 Will Sandy	4.70	1-0	4	1	0	0/0	0	7.2	7	4	4	8	4	1	0	0	.250	0	0	0	1	0
27 Josh Dotson	5.40	0-0	3	0	0	0/0	0	3.1	1	2	2	1	5	0	0	0	.083	1	3	0	0	0
46 Ben Casparius	5.40	0-0	2	0	0	0/0	0	1.2	2	1	1	1	2	0	1	0	.333	0	0	0	1	0
34 Caden O'Brien	5.56	0-0	8	0	0	0/0	2	11.1	8	7	7	4	10	1	0	2	.190	0	1	0	0	0
48 Connor Ollio	19.29	0-0	1	0	0	0/0	0	2.1	7	5	5	2	2	1	0	1	.500	0	0	0	0	0
39 Kyle Blendinger	27.00	0-0	1	0	0	0/0	0	0.2	1	2	2	1	0	1	0	0	.333	0	2	0	0	0
Totals	5.14	7-5	12	12	0	1/1	4	105.0	110	63	60	41	94	23	1	10	.266	11	10	1	4	1
Opponents	4.98	5-7	12	12	1	0/0	1	103.0	94	68	57	65	79	18	0	14	.243	15	11	1	5	5

PB - Team (3), Martorano 3, Opp (1). Pickoffs - Team (3), Martorano 1, Baum 1, Dalatri 1. SBA/ATT - Martorano (4-5), Sandy (2-2), Lancellotti (0-1), Baum (1-1), Bergner (1-1).



**2019 North Carolina Baseball
Overall Statistics for North Carolina (as of Mar 31, 2019)
(All games Sorted by Batting avg)**

Record: 22-7 Home: 19-2 Away: 3-5 ACC: 7-5

Player	avg	gp-gs	ab	r	h	2b	3b	hr	rbi	tb	slg%	bb	hp	so	gdp	ob%	sf	sh	sb-att	po	a	e	fld%
8 Ike Freeman	.347	29-29	98	18	34	6	1	4	25	54	.551	22	6	13	4	.488	1	0	0-0	37	41	6	.929
15 Michael Busch	.296	29-29	98	32	29	5	0	6	26	52	.531	28	5	17	2	.470	1	0	4-6	105	10	0	1.000
3 Dylan Harris	.294	29-29	102	29	30	7	0	4	12	49	.480	25	1	20	2	.424	4	2	4-5	70	1	3	.959
1 Danny Serretti	.280	25-24	82	12	23	8	0	0	15	31	.378	11	1	17	4	.368	1	1	1-2	21	60	1	.988
19 Aaron Sabato	.264	28-25	91	16	24	7	0	6	18	49	.538	12	4	26	2	.370	1	0	0-0	121	9	2	.985
5 Ashton McGee	.256	28-28	82	18	21	5	0	0	11	26	.317	24	2	16	3	.427	2	0	5-5	27	28	7	.887
4 Brandon Martorano	.247	28-28	89	18	22	5	0	3	18	36	.404	16	2	28	0	.367	2	1	2-3	245	12	2	.992
11 Caleb Roberts	.222	28-28	99	17	22	6	0	0	14	28	.283	18	4	7	3	.361	1	1	1-1	49	2	0	1.000

43 Brendan Illies	.400	9-0	5	1	2	1	0	1	1	6	1.200	2	0	0	0	.571	0	0	0-0	28	1	0	1.000
10 Tom Caufield	.333	7-0	6	2	2	0	0	0	2	2	.333	0	0	2	0	.333	0	0	0-0	1	1	1	.667
26 Jackson Hesterlee	.269	24-15	52	9	14	2	1	3	14	27	.519	6	3	17	1	.371	1	0	0-0	0	0	0	.000
6 Dylan Enwiller	.263	26-11	38	11	10	3	0	2	10	19	.500	1	2	13	0	.317	0	2	5-5	23	8	3	.912
16 Earl Semper	.250	7-0	8	2	2	0	0	0	1	2	.250	2	0	3	0	.400	0	0	0-0	3	0	0	1.000
18 Clemente Inclan	.182	16-1	11	2	2	1	0	0	1	3	.273	7	0	3	0	.500	0	0	1-1	3	11	0	1.000
46 Ben Casparius	.179	18-10	39	3	7	1	0	0	9	8	.205	3	2	8	0	.261	2	1	0-0	12	17	3	.906
14 Will Schroeder	.167	11-2	12	1	2	0	0	0	1	2	.167	4	0	2	1	.375	0	0	0-0	3	0	0	1.000
7 Dallas Tessar	.100	20-2	10	7	1	1	0	0	1	2	.200	1	1	4	0	.250	0	1	1-1	8	0	0	1.000
40 Angel Zarate	.000	4-0	5	1	0	0	0	0	0	0	.000	0	0	3	0	.000	0	0	0-0	1	0	0	1.000
17 Jake Holtzapple	.000	4-0	4	0	0	0	0	0	1	0	.000	1	0	1	1	.200	0	0	0-0	0	1	0	1.000
2 Cameran Brantley	.000	3-0	3	0	0	0	0	0	0	0	.000	1	0	1	0	.250	0	0	0-0	1	0	0	1.000
Totals	.264	29	934	199	247	58	2	29	180	396	.424	184	33	201	23	.398	16	9	24-29	774	225	32	.969
Opponents	.231	29	974	124	225	42	2	15	112	316	.324	102	26	274	14	.317	11	4	19-23	732	227	26	.974

LOB - Team (245), Opp (219). DPs turned - Team (17), Opp (24). IBB - Team (4), Busch 3, Roberts 1, Opp (1). Picked off - Serretti 1, Harris 1, Freeman 1.

(All games Sorted by Earned run avg)

Player	era	w-l	app	gs	cg	sho	sv	ip	h	r	er	bb	so	2b	3b	hr	b/avg	wp	hp	bk	sfa	sha
42 Gianluca Dalatri	2.25	1-1	6	6	0	0/1	0	32.0	29	12	8	8	35	6	0	1	.234	6	4	0	1	1
23 Tyler Baum	3.63	5-2	7	7	0	0/1	0	39.2	38	17	16	11	48	8	0	2	.250	6	2	0	1	1
45 Austin Bergner	3.63	3-0	7	7	0	0/0	0	39.2	35	20	16	14	38	6	0	3	.233	5	1	0	3	0

47 Bennett Nance	0.00	0-0	2	0	0	0/0	0	0.1	1	0	0	1	1	0	0	0	.500	0	0	0	0	0
31 Joey Lancellotti	1.93	1-1	8	1	0	0/0	1	14.0	8	4	3	9	18	1	0	0	.167	1	2	1	1	0
46 Ben Casparius	2.00	0-0	6	0	0	0/1	1	9.0	8	3	2	2	7	0	1	0	.250	0	0	0	3	0
44 Austin Love	2.81	5-1	16	0	0	0/1	3	25.2	22	8	8	4	27	6	0	1	.234	4	1	0	0	0
41 Will Sandy	3.74	2-0	11	3	0	0/0	0	21.2	16	9	9	15	23	2	0	0	.198	1	1	1	1	0
37 Andrew Grogan	4.50	1-0	6	3	0	0/0	0	16.0	13	9	8	9	15	1	1	2	.213	0	2	0	1	0
34 Caden O'Brien	4.79	1-1	16	0	0	0/1	2	20.2	17	15	11	8	17	3	0	2	.218	0	2	0	0	1
27 Josh Dotson	5.06	1-0	9	2	0	0/0	0	16.0	10	9	9	4	14	3	0	1	.175	1	5	0	0	1
48 Connor Ollio	5.25	1-1	10	0	0	0/0	0	12.0	15	7	7	9	16	2	0	2	.300	0	1	0	0	0
24 Hansen Butler	5.40	1-0	6	0	0	0/0	0	5.0	6	3	3	6	8	3	0	0	.316	2	1	0	0	0
39 Kyle Blendinger	6.00	0-0	3	0	0	0/0	0	3.0	3	2	2	2	1	1	0	0	.250	0	2	0	0	0
36 Nik Pry	16.20	0-0	4	0	0	0/0	0	3.1	4	6	6	0	6	0	0	1	.286	0	2	0	0	0
Totals	3.77	22-7	29	29	0	2/2	7	258.0	225	124	108	102	274	42	2	15	.231	26	26	2	11	4
Opponents	6.53	7-22	29	29	1	1/1	2	244.0	247	199	177	184	201	58	2	29	.264	34	33	7	16	9

PB - Team (8), Martorano 7, Roberts 1, Opp (3). Pickoffs - Team (8), Grogan 2, Dalatri 2, Martorano 2, Love 1, Baum 1, Opp (3). SBA/ATT - Martorano (19-23), O'Brien (4-4), Dalatri (3-3), Ollio (2-3), Baum (1-3), Lancellotti (1-2), Sandy (2-2), Bergner (2-2), Dotson (1-1), Butler (1-1), Love (1-1), Grogan (1-1).