

# GEORGIA TECH®

124<sup>TH</sup> SEASON • 31 NCAA REGIONAL APPEARANCES • 3 COLLEGE WORLD SERIES APPEARANCES • 9 ACC CHAMPIONSHIPS

2019 Official Game Notes | RamblinWreck.com | Contact: Andrew Clausen • aclausen@athletics.gatech.edu • (678) 764-0867

## GEORGIA TECH BY THE NUMBERS

Overall Record	27-13
ACC Record	13-8
at Russ Chandler Stadium	16-7
Road Games	11-6
Neutral Site Games	0-0
Streak	W2
Last 10 Games	7-3

## 2019 SCHEDULE / RESULTS

DATE	OPPONENT	TV	TIME/RESULT
Feb. 15	UIC	ACCNE	W, 6-3
Feb. 16	RICHMOND	ACCNE	L, 7-1
Feb. 16	WEST VIRGINIA	ACCNE	W, 5-4 (11)
Feb. 19	at Georgia Southern	ESPN+	PPD
Feb. 22	No. 3 UCLA	ACCNE	W, 4-3 (11)
Feb. 23	No. 3 UCLA	ACCNE	L, 8-2
Feb. 24	No. 3 UCLA	ACCNE	L, 6-0
Feb. 26	GEORGIA STATE	ACCNE	W, 7-3
Feb. 27	at Georgia State	PantherVision	W, 10-6
Mar. 1	NORTHWESTERN	ACCNE	W, 12-1
Mar. 2	NORTHWESTERN (DH-1)	ACCNE	W, 9-2
Mar. 2	NORTHWESTERN (DH-2)	ACCNE	L, 5-1
Mar. 5	at Kennesaw State	FB Live	W, 10-7
Mar. 6	KENNESAW STATE	ACCNE	W, 9-1
Mar. 8	at Miami (Fla.) *	ACCNE	W, 5-4 (10)
Mar. 9	at Miami (Fla.) *	ACCNE	L, 6-5
Mar. 10	at Miami (Fla.) *	ACCNE	L, 9-6
Mar. 12	GEORGIA SOUTHERN	ACCNE	W, 7-6
Mar. 15	VIRGINIA *	ACCNE	L, 9-8
Mar. 16	VIRGINIA *	ACCNE	W, 7-3
Mar. 17	VIRGINIA *	ACCNE	W, 6-5
Mar. 19	at Mercer	ESPN+	W, 14-8
Mar. 22	at No. 4 Louisville *	ACCNE	W, 3-1
Mar. 23	at No. 4 Louisville *	ACCNE	W, 4-0
Mar. 24	at No. 4 Louisville *	ACCNE	L, 5-4
Mar. 26	No. 4 GEORGIA	ACCNE	W, 11-2 (7)
Mar. 29	NOTRE DAME *	ACCNE	L, 9-6
Mar. 30	NOTRE DAME *	ACCNE	W, 11-2
Mar. 31	NOTRE DAME *	ACCNE	W, 8-7
Apr. 2	at No. 15 Auburn	SEC+	W, 9-3
Apr. 5	No. 9 NORTH CAROLINA *	ACCNE	L, 11-4
Apr. 6	No. 9 NORTH CAROLINA *	ACCNE	W, 11-10
Apr. 7	No. 9 NORTH CAROLINA *	ACCNE	W, 10-5
Apr. 9	at No. 2 Georgia	SECN	L, 12-2
Apr. 12	at Boston College *		L, 9-2
Apr. 13	at Boston College *		W, 9-1
Apr. 14	at Boston College *		W, 7-0
Apr. 16	No. 23 AUBURN	ACCNE	W, 11-6
Apr. 18	at Virginia Tech *	ACCNE	L, 3-2
Apr. 19	at Virginia Tech *	ACCNE	W, 7-5
Apr. 20	at Virginia Tech *	ACCNE	W, 4-3
Apr. 23	vs. Georgia (SunTrust Park)	ACCNE	7 p.m.
Apr. 26	CLEMSON *	ACCNE	7 p.m.
Apr. 27	CLEMSON *	ACCNE	4 p.m.
Apr. 28	CLEMSON *	ACCNE	1 p.m.
May 3	WESTERN CAROLINA	ACCNE	6 p.m.
May 4	WESTERN CAROLINA	ACCNE	4 p.m.
May 5	WESTERN CAROLINA	ACCNE	1 p.m.
May 10	at Duke *	ACCNE	6 p.m.
May 11	at Duke *	ACCNE	4 p.m.
May 12	at Duke *	ACCNE	1 p.m.
May 14	MERCER	ACCNE	6 p.m.
May 16	PITTSBURGH *	ACCNE	7 p.m.
May 17	PITTSBURGH *	ACCNE	6 p.m.
May 18	PITTSBURGH *	ACCNE	1 p.m.
May 21-26	2019 ACC Championships (Durham, N.C.)		TBA

## GAME 41: APRIL 23 vs. GEORGIA | ATLANTA, GA.



### GEORGIA BULLDOGS

Record	33-8 (13-5 SEC)
Ranking	4 (D1) / 4 (BA)
Last Season	39-21 (18-12 SEC)
Head Coach	Scott Stricklin
Career Record	526-336-1 (15th season)
Record at UGA	176-148-1 (6th season)



### GEORGIA TECH YELLOW JACKETS

Record	27-13 (13-8 ACC)
Ranking	11 (D1) / 12 (BA)
Last Season	31-27 (14-16 ACC)
Head Coach	Danny Hall
Career Record	1,254-659-1 (32nd season)
Record at GT	1,046-545-1 (26th season)

### MATCHUP AT A GLANCE

UGA	OFFENSE	GT	UGA	PITCHING/DEFENSE	GT
.266	Batting Avg.	.287	2.57	ERA	4.19
.410	Slugging Pct.	.418	374.1	Innings Pitched	358.1
.376	On-Base Pct.	.396	1	Complete Games	1
.66	Doubles	.64	17	Saves	6
.7	Triples	.7	2.74	K/BB Ratio	2.58
.39	Home Runs	.34	.182	Opponent's Avg.	.261
.217	Walks	.221	28	Errors	42
48-of-58	Stolen Bases-Attempts	48-of-51	26	Double Plays	30

All-Time Series: Georgia leads 162-211-2 | Last 10 Meetings: Georgia leads 8-2  
In Atlanta, Ga.: GT leads 91-72-1 | In Athens, Ga.: UGA leads 116-55 | Neutral: UGA leads 22-16-1

### PROBABLE PITCHERS

**TUE:** GT RHP Cort Roedig (Fr., 1-1, 4.05 ERA) vs. UGA RHP Tim Elliott (Jr., 5-1, 1.52 ERA)

### GAME COVERAGE

Date	TV/Stream	Play-by-Play	Analyst	Radio	PxP/Analyst
Apr. 23	ACC Network Extra	Andy Demetra	Roddy Jones	WREK 91.1 FM	Wiley Ballard/Jim Poole

**Live Stats** - buzz.gt/BSB-Stats19    **Twitter** - @GTBaseball | #TogetherWeSwarm

### TOP STORYLINES

- Winners of seven of its last 10 and their last six ACC series, No. 11 Georgia Tech will look to take the series against No. 4 Georgia on Tuesday in the 17th annual Farmview Market Spring Classic.
- Hosted at the home of the Atlanta Braves, SunTrust Park, the Spring Classic gives proceeds from ticket sales toward funding critical patient and family initiatives at the Aflac Cancer and Blood Disorders Center of Children's Healthcare of Atlanta.
- The Jackets are coming off a ACC series win over Virginia Tech on the road and a midweek win over then-No. 23 Auburn last week.
- The Jackets and Bulldogs split the opening two games, with the average margin of victory at 9.5 runs.
- Tech won the first game 11-2 in a rain-shortened, seven inning affair while UGA won the second game 12-2.
- The oldest rivalry in Georgia Tech history, Clean Old-Fashioned Hate enters its 375th game since 1898
- Freshman RHP **Cort Roedig** is scheduled to get the start on Tuesday, coming off of three-straight quality appearances and one start.
- Over the last two weeks, Tech had five players hit .300 or better.
- Austin Wilhite** continues to be on fire, hitting .324 12 hits, a double, five RBI and 10 runs.
- Jackson Webb** has started the last five games at third base and has taken advantage. He's hit .370 for 10 hits, two doubles, a triple and five RBI in the last eight games.
- Baron Radcliff** has also been a big time bat over the last 10 games, hitting .306 for three doubles, a homer and six RBI, also drawing 11 walks.

## 2019 QUICK FACTS

## GENERAL INFORMATION

<b>School</b>	Georgia Institute of Technology (Georgia Tech)
<b>Location</b>	Atlanta, Ga. 30332
<b>Enrollment</b>	25,000
<b>Founded</b>	1885
<b>Nickname</b>	Yellow Jackets, Ramblin' Wreck
<b>Mascot</b>	"Buzz" the Yellow Jacket
<b>Official Colors</b>	Tech Gold and White
<b>Conference</b>	Atlantic Coast Conference (ACC)
<b>President</b>	Dr. G.P. "Bud" Peterson
<b>Faculty Athletic Representative</b>	Charles L. Isbell, Jr.
<b>Director of Athletics</b>	Todd Stansbury
<b>Website</b>	www.RamblinWreck.com

## BASEBALL STAFF (up to date records)

<b>Head Coach</b>	Danny Hall
<b>Alma Mater, Year</b>	Miami-Ohio, 1977
<b>Office Phone</b>	(404) 894-5471
<b>Assistant Coach / Recruiting</b>	Jason Howell (7th year)
<b>Alma Mater, Year</b>	North Carolina, 2002
<b>Assistant Coach</b>	James Ramsey (1st year)
<b>Alma Mater, Year</b>	Florida State, 2012
<b>Volunteer Coach</b>	Dan Jaffe (1st year)
<b>Alma Mater, Year</b>	Pacific, 2014
<b>Director of Baseball Operations</b>	Nick Scherer
<b>Director of Player Personnel</b>	Rick Hubbard
<b>Strength and Conditioning</b>	Steve Tamborra
<b>Athletic Trainer</b>	Paul Wolkoff
<b>Equipment Manager</b>	David McDaniel

## HISTORICAL INFORMATION (up to date records)

<b>Record Since 1895</b>	2,474-1,588-27 (.609)
<b>Record at Russ Chandler Stadium</b> (1985-present)	924-290-1 (.762)
<b>ACC Regular Season Record</b> (1980-present)	533-391-2 (.577)
<b>ACC Regular Season Championships</b>	7 1987, 1993, 1997, 2000, 2004, 2005, 2011
<b>ACC Tournament Appearances</b>	38
<b>ACC Tournament Record</b>	78-61 (.561)
<b>ACC Tournament Championships</b>	9 1985, 1986, 1987, 1988, 2000, 2003, 2005, 2012, 2014
<b>NCAA Tournament Appearances</b>	31 1959, 1971, 1985, 1986, 1987, 1988, 1989, 1990, 1991, 1992, 1993, 1994, 1995, 1996, 1997, 1998, 2000, 2001, 2002, 2003, 2004, 2005, 2006, 2008, 2009, 2010, 2011, 2012, 2013, 2014, 2016
<b>NCAA Tournament Record</b>	71-63 (.530)
<b>NCAA Super Regional Appearances</b>	5 2000, 2002, 2004, 2005, 2006
<b>College World Series Appearances</b>	3 1994 (2nd), 2002 (T-5th), 2006 (T-7th)
<b>College World Series Record</b>	4-5 (.444)

## STADIUM INFORMATION

<b>Name</b>	Russ Chandler Stadium
<b>Year Opened</b>	1985
<b>Year Renovated</b>	2001
<b>Capacity</b>	4,157
<b>Dimensions</b>	329-382-390-350-334
<b>Fence Height</b>	10 feet
<b>Press Box Number</b>	(404) 894-3167
<b>Address</b>	Fowler Street & Fifth Street, Atlanta, Ga. 30332

## 2019 TEAM INFORMATION

<b>Lettermen (R/L)</b>	22/11
<b>Starting Position Players (R/L)</b>	7/3
<b>Starting Pitchers (R/L)</b>	4/1
<b>Newcomers</b>	13

## 2018 YEAR IN REVIEW

<b>Overall Record</b>	27-28
<b>ACC Record</b>	11-19
<b>ACC Finish</b>	5th, Coastal
<b>ACC Tournament</b>	0-2
<b>Final Ranking</b>	None

• **Tristin English** continues to bring power at three hits, a double and a home run in his last four games.

• English took a hard hit-by-pitch on April 29 and remains day-to-day on his return to the field, while still being available on the mound.

• Outfielder **Chase Murray** returned after missing 18 games due to an injury, appearing in three games this weekend as the designated hitter, getting one hit and an RBI.

• Preseason expectations have been at an all-time high as the Yellow Jackets have built themselves into one of the oldest teams in the country, returning seven of nine starters and losing zero starting pitchers from a season ago.

## STRENGTH-OF-SCHEDULE

• Head coach **Danny Hall** has talked frequently about how the 2019 slate for Georgia Tech is the hardest its ever scheduled.

• Georgia Tech currently sports the highest strength of schedule in the ACC, ranked eighth-toughest overall. The next highest conference team is Clemson at 15 before a steep drop off to North Carolina (43) and Duke (47).

• Tech took one of three from then-No. 3 UCLA, while also taking two of three on the road from then-No. 4 Louisville before walloping No. 4 Georgia at home and No. 15 Auburn on the road and taking two of three from then-No. 9 UNC.

• The Yellow Jackets still have Georgia and Auburn, before hosting Clemson from the top 25.

## NEW FACES ON STAFF

• Georgia Tech baseball fans will notice new faces coaching the base-runners at first and third this season.

• The Yellow Jackets added two new coaches to its staff this offseason in **James Ramsey** and **Dan Jaffe**.

• Ramsey, a former first-round MLB Draft pick, All-American and ACC Player of the Year at Florida State, will handle coaching duties for the outfield and hitters.

• Jaffe, the new volunteer assistant coach who worked extensively with the country's top catchers in Cape Cod, will work with Tech's catching corps.

## CARDIAC JACKETS

• Georgia Tech baseball has been in for exciting baseball to start 2019, including three extra-inning slugfests.

• Tech has walked off three opponents on the season, downing West Virginia in the 11th inning on a bases-loaded walk-off single by **Nick Wilhite**, defeating then-No. 3 UCLA on a walk-off home run by **Kyle McCann**, and a sac fly to end the game in the ninth by **Michael Guldborg**.

• Georgia Tech has already played a whopping 12 one-run ballgames and has inched its way to a 8-4 record in the thrillers.

• In the ACC, only NC State (16 - 13-3), Duke (14 - 7-7), Pitt (13 - 4-9), and UNC (12 - 8-4) has more.

## PITCHING DEPTH

• Not losing a single starter from its bullpen this offseason, Georgia Tech returns one of the top bullpens in the nation this season with **Xzavion Curry**, **Connor Thomas** and **Brant Hurter** -- all three projected high draft picks this summer.

• In addition to **Tristin English**, the Jackets have also added the top left-handed hurler in the state of Georgia in **Luke Bartnicki** this offseason. Bartnicki was selected in the MLB Draft after high school, but opted to remain committed to Georgia Tech.

• Bartnicki entered the West Virginia game on Feb. 16 with runners on second and third and two outs in the top of the 11th and struck the batter out to end the inning and give Tech the ability to walk it off in the bottom half.

• Tech has also added JUCO transfer junior **Amos Willingham**. Willingham adds instant experience in a tall 6-4 frame after spending two years at Snead St. Community College.

• Add in freshman **Cort Roedig**, and what Tech has developed, in addition to arm support, is deep midweek artillery.

## HOME SWEET HOME

• The Yellow Jackets also enjoy a distinct home-field advantage, finishing last season 25-10 overall and 11-4 in the ACC at Russ Chandler Stadium.

• Tech recorded 45 home runs at home in 2018 and outscored its opponents 237-160 overall.

• En route to leading the ACC through the regular season last year in hitting, Tech's offense hit .323 at home last year, while the pitching staff held its foes to a .258 average and struck out 322 batters compared to just 101 walks over 317.0 innings of work at home.

• To start this season, the Yellow Jackets are 16-7 at home, despite hosting then-No. 3 UCLA, Northwestern, West Virginia, Virginia, then-No. 4 Georgia, then-No. 9 UNC and No. 23 Auburn.

• They're hitting .297 at home with 21 home runs and 64 extra-base hits overall. As a team, they're pitching a 4.35 ERA with 205 strikeouts and a .265 opponents' average.

## ROAD STRUGGLES

• Georgia Tech has to bounced back from a 2018 season where it struggled on the road and has already exceeded its win total from last year through 10 games, currently sitting at 11-6 overall and 7-5 in ACC away from home.

• Through 17 road games, Tech is hitting just below its home averages, batting .274 for 161 hits, 26 doubles, 13 homers and 94 RBI.

• **Luke Waddell** alone has hit .343 in 16 games on the road, recording 23 hits, two doubles, a triple and 14 runs with a .430 on-base percentage.

• The Yellow Jackets finished 6-17 last season away from Russ Chandler Stadium, including 0-3 in neutral-site games.

• In true road games last season, Tech hit just .255, reaching base 34.8 percent.

## LAST TIME OUT

• Georgia Tech once again fell in a 0-1 deficit on the series to Virginia Tech on the road and was once again able to come back to win the series, its sixth-straight ACC series victory.

• It's the first time since 2005 the Jackets have won six consecutive ACC series.

• **Baron Radcliff** was sensational in the series, hitting .455 with five hits, two doubles and an RBI to put pressure on the Hokies. **Jackson Webb** also hit .444 while starting at third base.

• **Nick Wilhite** hit .400 for the series with two RBI.

• Tech worked a series of nail-biters for two saves as **Tristin English** picked up his fourth of the season and **Micah Carpenter** grabbed his first of his career.

• **Connor Thomas** allowed four runs, but struck out nine and went 8.0 innings for a fine start to win Game 2.

• **Jonathan Hughes** was the story for Game 3, coming in 2.2 innings into the game and taking a combined no-hitter into the eighth. He finished surrendering just one run on two hits, punching out six in 5.0.

• Georgia Tech used 14 hits and a healthy dosage of its bullpen to down No. 23 Auburn 11-6 and take the series sweep.

• The Jackets won their eighth game against a top-25 opponent this season.

• Tech got five multi-hit performances (Waddell, Guldberg, A. Wilhite, Hall, Webb) and two multi-RBI nights (Waddell, Webb) to fuel the victory.

• On the mound, RHP Hughes got his fifth victory of the year by not allowing an earned run in 2.1 innings of work.

## OFFENSE

• Georgia Tech baseball started the season with cold bats but have de-iced the metal to return to one of the top offensive teams in the ACC.

• In the last 10 games, Tech is hitting .282 for 94 hits, six home runs on .387 slugging with a .411 on-base percentage.

• Shining early has been designated hitter, **Michael Guldberg**. Despite hitting just .257 over the last 10 games, Guldberg is still second in the ACC with a .394 on the season leads the conference with a .475 on-base percentage.

• Guldberg was one of the last two players in the country who hadn't struck out yet, joining NJIT's Julio Marcano. Both struck out during the weekend of March 8-10.

• The firepower of the lineup has come from **Kyle McCann**, who is currently seventh in the nation in home runs with 14 overall, has cooled slightly, having just three over the last 18 games. He leads the ACC in slugging (.655), is fifth in on-base percentage (.468), and is fifth in RBI (43).

• Strictly in conference play, Tech is second in the ACC with a .286 average and but leads with a .394 on-base percentage. It also ranks in the top six in hits (5th - 204), runs (6th - 129), and RBI (6th - 118).

• Tech is coming off another stellar offensive season in which it led the Atlantic Coast Conference in hitting (.296) and hits (585) for the regular season.

• En route to leading the ACC, the Yellow Jackets touted the top-3 best hitters in the ACC in Joey Bart (.359), Wade Bailey (.339) and **Chase Murray** (.343).

• Tech will have to replace Bart and Bailey after losing them to the MLB Draft, but return three other .300 hitters from a season ago.

## TRISTIN ENGLISH

• Also returning is two-time 2019 preseason all-American **Tristin English**.

• Despite having struggled early with a .167 average through eight games, thanks largely to an 0-for-12 Week 2, his bat seems to be waking up.

• English in the last six games alone hit .474 for nine hits, two doubles, a triple, three home runs and nine RBI, while also scoring nine runs. In 19 at-bats, the redshirt-junior struck out just four times.

• English is currently ranked nationally in an odd offensive category -- hit by pitches. He currently ranks sixth in the country with 16 HBP this season.

• English was ding hard in the left arm by a pitch on April 14 against Boston College. He came out of the game and remains day-to-day in the field and at the plate but is available on the mound.

• English earned National and ACC Player of the Week honors after becoming the first Yellow Jacket since 2001 (Richard Lewis) to hit the cycle in Game 2 vs. then-No. 9 North Carolina.

## JACKETS IN THE POLLS

WEEK	BA	CB	USA	NCBWA	D1	PG
Preseason	-	17	-	31	-	-
Feb. 18	-	19	-	RV	-	-
Feb. 25	-	-	-	-	-	-
Mar. 4	-	-	-	-	-	-
Mar. 11	-	-	-	-	-	-
Mar. 18	-	-	-	-	-	-
Mar. 25	-	29	-	-	-	-
Apr. 1	-	27	-	-	-	-
Apr. 8	18	18	22	24	17	20
Apr. 15	13	19	16	18	11	17
Apr. 22	12	17	13	16	11	16
Apr. 29						
May 6						
May 13						
May 20						
May 27						
June 2						
June 10						

BA = Baseball America, CB = Collegiate Baseball, USA = USA Today,

NCBWA = NCBWA, D1 = D1Baseball.com, PG = Perfect Game

N/A = poll not out before release of notes

rv = receiving votes

## 2019 ACC STANDINGS

COASTAL DIVISION	ACC	OVERALL
<b>GEORGIA TECH</b>	<b>13-8</b>	<b>27-13</b>
North Carolina	13-8	30-11
Miami	11-10	27-14
Duke	11-10	24-16
Virginia	9-12	23-18
Virginia Tech	7-14	22-18
Pitt	4-17	12-27
ATLANTIC DIVISION	ACC	OVERALL
Louisville	15-6	31-9
NC State	13-8	31-10
Florida State	12-9	24-14
Clemson	11-10	25-15
Wake Forest	11-10	24-17
Notre Dame	10-11	16-22
Boston College	7-14	19-22

## OFFENSE

• English capped the accomplishment with an eighth-inning solo home run that wound up being instrumental in the 11-10 walk-off victory.

• English was expected to be a big bat in the 2019 lineup after leading the team with 60 RBI in 2018 and also hitting .279 for 63 hits and 13 doubles, went on to be a Cape Cod All-Star this past summer.

• Last year, English was named a midseason first-team all-American by *Perfect Game*/Rawlings and a midseason all-American by D1Baseball.

**KYLE MCCANN**

• While the loss of Joey Bart from the order and behind the dish may have some worried, GT skipper Danny Hall has been adamant in his confidence in catcher **Kyle McCann** on both fronts.

• McCann has stepped up in big ways to start this season and it's helped the team to wins and has showed in the stat sheet.

• McCann followed up ACC Player of the Week and then back-to-back *Collegiate Baseball* National Player of the Week honors by slugging 1.125 for 13 hits, five doubles, six home runs and 16 RBI during the first half of March.

• The junior catcher currently ranks in the top 25 nationally in three offensive categories and in the top five of the Atlantic Coast Conference in five categories.

**KYLE MCCANN - NATIONAL/ACC RANKS**

Category	No.	D1 Rank	ACC Rank
Home Runs	14	11th	2nd
Slugging Percentage	.655	45th	3rd
Base on Balls	41	7th	3rd
Base on Balls/Game	1.03	13th	3rd
Total Bases	95	46th	4th
Runs Batted In/Game	1.08	64th	7th
Runs Batted In	43	46th	7th
On-Base Percentage	.468	98th	7th

• Just a year ago, McCann was second in home runs only to Bart, as the sophomore, finishing with 15 to Bart's 16 as he tied for eighth in the ACC. The power hitter's .600 slugging percentage ranked him fifth in the conference, while his 45 RBI was good for second on the team.

• McCann also hit three grand slams last season, which tied for the most among NCAA DI players in the 2018 regular season.

• McCann already has one grand slam through 20 games.

• McCann's four career grand slams are the most among active Jackets, as Tristin English currently has one for his career.

• He fell just shy of the school-record four grand slams in a single season, as two players, Tyler Green (2005) and Brad Feltes (2008), remained on top the annals.

• Based on weighted runs created+, McCann ranks third among returning catchers in Division I with 164, behind only Oregon State's Adley Rutschman (196) and Jacksonville State's Nic Gaddis (166).  
- *Weighted Runs Created (wRC) attempts to quantify a player's total offensive value and measure it by runs. + then compares it with league average after considering park effects.*

• McCann is just eclipsed the 100-RBI mark for his career on March 30 against Notre Dame.

@GTBaseball

• McCann crossed the 100-hit milestone on March 6 against Kennesaw State.

**CHASE MURRAY**

• Junior **Chase Murray** exploded last year after finally being healthy.

• He started 2019 by blasting a two-run tank to right center against UIC, the second home run of the inning and the first of back-to-back.

• Since then, he's fallen somewhat back to Earth with a .234 average through 15 games, having 15 hits.

• He's currently battling an injury and missed the last 18 games, but saw action last weekend as the designated hitter. He remains day-to-day as he works to return.

• The standout outfielder finished 2018 ranked second on the team and fifth in the ACC in hitting with a .343 average.

• He also finished ranked tied for sixth in the league for sacrifice flies, having an unheralded skill for driving home runs in key situations.

• His six sac flies last season gave him 11 for his career, bringing him into the top 10 for most in program history since 1998.

**MOST SACRIFICE FLIES, SINCE 1998**

SFs	Player (Years)
1. 21	Matt Gonzalez (2013-16)
21	Jason Basil (1998-2001)
2. 17	Tony Plagman (2007-10)
17	Mott Hyde (2011-14)
4. 15	Luke Murton (2006-09)
15	Matt Skole (2009-11)
6 13	Matt Wieters (2005-07)
13	Steven Blackwood (2003-06)
8 12	Whit Robbins (2004-06)
12	Jeremy Slayden (2002-05)
10. 11	<b>Chase Murray (2017-Present)</b>

• Murray also knocked home 39 RBI and finished with 72 hits last season to rank third on the team in both.

• Murray accomplished all this despite missing four games in April 2018 with an upper-body injury.

• Murray is also looking to hit 100 career RBI this season, currently sitting at 66.

• In his stead has come **Baron Radcliff**, who has hit .229 and slugged .543 over the last 10 games to amass eight hits, two doubles and three home runs for nine RBI and eight runs.

**INFIELDERS**

• Georgia Tech baseball will get the remaining hitting from the infielders in third baseman **Oscar Serratos**, second-baseman **Luke Waddell** and shortstop **Austin Wilhite**.

• Serratos has been up and down at the plate to start, but seems has warmed up slightly in last 10 games, hitting .267 for eight hits, two doubles and eight RBI -- including the go-ahead three-RBI double in the eighth on March 31 vs. Notre Dame for the win.

• Serratos survived his first season of collegiate baseball on The Flats admirably, putting together large chunks of quality at-bats at the plate last season.

• On the year overall, Serratos finished .311 -- fourth on the team -- with 37 hits, 14 RBI and eight extra-base hits, despite having only 119 at-bats.

• Where Serratos especially shined last season was in ACC play. Once he found his footing, the frosh third baseman turned into an offensive juggernaut at the plate, leading the team in hitting at a hefty .367 clip.

• In 60 at-bats during conference play, Serratos turned in 22 hits, five extra-base hits and eight RBI to reach a .433 on-base percentage. He also stole four bases during the 22-game stretch.

• Also shining recently in his defensive play at third is **Jackson Webb**. The transfer from UCF has played remarkably well as a utility infielder and has appeared in six of the last 10 games, hitting .321.

• Waddell has settled fully into this season nicely after performing extremely well in the fall scrimmages against South Carolina and Chatt Valley Community College.

• To start the regular season, however, Waddell's bat was cold as he went 1-for-13 from the plate.

• In the last 10 games, Waddell has hit .279 from the leadoff position, getting 12 hits, one double, seven RBI and four runs.

• Last year, Waddell was sixth on the team in hitting at .283, getting 34 hits in just 120 at-bats.

• Waddell has teamed up to form the Yellow Jackets' middle infielders with **Austin Wilhite**.

• A. Wilhite has been sensational over the last 10 games, hitting .324 for 12 hits, one double, five RBI and 10 runs.

• His first home run of the year came on March 14 at Mercer.

• A. Wilhite missed the March 9 Miami game due to illness, snapping the team's longest active consecutive games played streak at 121.

• Last season, A. Wilhite hit .249 to be a reliable bat in the lineup for most of the season. One of just six Jackets to reach double-digit doubles on the season, A. Wilhite also tallied 30 RBI on the year.

• In the second and third game against Virginia, Georgia Tech experimented with A. Wilhite at second and Waddell at shortstop to great success as they turned two huge double plays in the rubber match to seal the win.

• They've remained at those positions since to continued defensive success.



## PITCHING

• Through the early goings, the Yellow Jacket's pitching has lived up to the early preseason hype of having highly regarded prospects and the depth the back them up on the mound.

• Tech currently features a stable of sub-4.00 ERA pitchers with three Jackets with more than 32 innings below the mark.

• The staff is currently third in the ACC and 31st nationally with a 2.59 strikeout-to-walk ratio.

• Tech also leads the ACC for walks per nine innings (3.42), ranking 34th in the country.

• Tech currently sports three pitchers on the program's career strikeouts/9 innings list since 2002.

## MOST STRIKEOUTS/9 INNINGS

## (MIN. 100 IP) -- GT HISTORY, SINCE 2002

K's/9 inn.	Player (Innings Pitched)	Years
1. 10.25	Jason Neighborgall (101.0 IP)	2003-05
2. 10.07	Brant Hurter (101.0 IP)	2018-Present
3. 9.82	Brad Rulon (146.2 IP)	2005-08
4. 9.77	Jed Bradley (234.0 IP)	2009-11
5. 9.56	Kevin Jacobs (112.0 IP)	2008-11
6. 9.46	Deck McGuire (291.0 IP)	2008-10
7. 9.38	Jared Hyatt (144.0 IP)	2003-07
8. 9.29	Xzavion Curry (228.2 IP)	2017-Present
9. 9.16	Buck Farmer (380.1 IP)	2010-13
10. 9.14	Connor Thomas (177.1 IP)	2017-Present

• Last season, Georgia Tech began putting the pitching pieces in place last season when its 1-2 punch of **Xzavion Curry** and **Connor Thomas** led the staff toward the top of the charts.

• Georgia Tech pitching led the ACC in walks per nine innings (3.13) and ranked 24th nationally. They also led the ACC in strikeout-to-walk ratio (2.82) to rank 12th in the country.

• Tech also ranked third in the ACC in shutouts, turning in five clean sheets on the year. The five shutout victories were the most for GT in a season since the Jackets tallied six in 2014.

• The Jackets have combined for just three shutouts through 35 games of 2019.

• Thomas (106 strikeouts) and Curry (101 K's) became the first Yellow Jacket tandem to strike out 100 batters each in the same season since 2011 when Jed Bradley and Buck Farmer fanned 106 apiece.

• It's only the third time under head coach Danny Hall that a duo has accomplished the feat. No duo has done it together back-to-back years.

## TWO PLAYERS WITH 100 STRIKEOUTS, SAME SEASON -- PROGRAM HISTORY

K's	Player	Years
1. 106	Connor Thomas	2018
101	Xzavion Curry	2018
2. 106	Jed Bradley	2011
106	Buck Farmer	2011
3. 184	Brad Rigby	1994
124	Al Gogolin	1994

• The pair separately will also look to become the first Georgia Tech pitchers to punch out 100 batters in back-to-back seasons since Farmer accomplished the feat in 2012 (115) and 2013 (122).

• The pair started off 2019 on track, as Thomas (26) and Curry (29) rank second and third on the team, respectively.

• The Yellow Jackets accomplished much of their pitching success despite being the youngest staff among Power 5 conference.

• Tech started a freshmen or sophomore in 45 of its 58 games last season in Curry (15), Thomas (15), **Brant Hurter** (11), **Hugh Chapman** (3) and **Will Shirah** (1). The other 13 starts have come by **Tristin English** (9), **Jake Lee** (2), **Jonathan Hughes** (1) and **Keyton Gibson** (1).

## MOST PITCHING STARTS BY UNDERCLASSMEN IN 2018, BY PERCENTAGE -- POWER 5 CONFERENCES

Percentage	Team	Conference
1. 92%	Georgia Tech	ACC
92%	Northwestern	Big Ten
3. 86%	Baylor	Big 12
4. 76%	Michigan	Big Ten

\* research courtesy of College Baseball Analytics

• The Yellow Jackets posted back-to-back shutout wins over Arkansas-Pine Bluff (Feb. 27) and UIC (Mar. 2) for the first time since shutting out Duke in two-straight games back on March 31, 2012.

• Both Thomas (No. 1) and Curry (No. 10) ranked among *D1Baseball's* most draft eligible pitchers in 2019.

## XZAVION CURRY

• After a sterling sophomore campaign, **Xzavion Curry** has once again showed his prowess on the mound, pitching to a 4-2 record and 4.05 ERA.

• Through 53.1, he's allowed 24 earned runs on 52 hits, while issuing just 16 walks over 61 strikeouts.

• Curry had perhaps the start of his career against then-No. 4 Louisville. After giving up a double to the first batter that, was eventually brought around for a run, Curry retired 16-straight, fanning nine to finish with eight innings of one-hit, one-run baseball.

• Alongside late run support and a Tristin English close, Curry improved to 3-0 on the year, out-dueling one of the best in the ACC in Reid Detmers.

• In an inspiring display, after missing his usual Friday start on April 5 against North Carolina due to precaution over a minor injury, Curry made his first-career bullpen appearance in the Sunday rubber game in a one-run contest.

• Curry worked to strike out seven of the 12 batters faced for 3.0 shutout innings for the win.

• Opening Day has become Zay Day over the last three years, as Curry has taken the mound for the Jackets on this occasion in both 2017 and 2018. Curry was victorious in both, taking a 5-3 win over BYU in 2017 and then earning a 3-2 win vs. Minnesota this year.

• Curry is the first Yellow Jacket in the modern era (1973-present) to win three-straight Opening Days starts and only the second Tech pitcher to start three-straight Opening Days since 1973 - Kris Wilson (1995-97).

• Curry's third-straight Opening Day victory on Feb. 15 vs. UIC consisted of 5.0 innings, five hits, two runs and nine strikeouts to the tune of a 3.60 ERA.

• As a starter last year, the then-sophomore finished with a team-high eight wins to the tune of a 8-4 record, finishing tied for third in the ACC.

• Curry posted a 4.18 ERA over 92.2 innings of work last season, allowing just 43 earned runs, while striking out 101 and walking just 23.

• He also pitched a complete game on April 27 to join teammate **Connor Thomas** in becoming the first Jackets to record back-to-back complete games since 2011 when Matt Lorenzo and Steve Kelly threw two-straight CG's on Feb. 28 and March 2.

• Then-sophomore Curry was 8-4 last season, which was a team-high in wins.

• Curry posted a 4.18 ERA over 92.2 innings pitched last season, and has allowed just 43 earned runs on 79 hits while striking out 101 batters and walking just 23.

• Curry was also among the ACC's best in striking out batters looking, ranking tied for fifth in the league with 32 hitters left looking.

• With his 32 looking strikeouts last season and 20 in 2019, Curry now has 83 for his career to rank third in program history since 2002.

## MOST STRIKEOUTS LOOKING, CAREER -- SINCE 2002

CG's	Player	Years
1. 113	Deck McGuire	2008-10
2. 85	Buck Farmer	2010-13
3. 83	Xzavion Curry	2017-Present
4. 74	Jed Bradley	2009-11
5. 66	Brandon Cumpton	2008-10
6. 64	Cole Pitts	2012-16
7. 62	Dusty Isaacs	2011-14
8. 60	Brian Burks	2002-04
9. 59	Brad Rulon	2005-08
10. 58	Mark Pope	2009-11

• Curry recorded his 200th career strikeout against Miami on Friday, March 8. He now sits at 236 for his career, becoming the eighth Tech pitcher since 2002 to cross the plateau.

## MOST STRIKEOUTS, CAREER -- SINCE 2002

K's	Player	Years
1. 387	Buck Farmer	2010-13
2. 306	Deck McGuire	2008-10
254	Jed Bradley	2009-11
4. 236	Xzavion Curry	2017-Present
5. 211	David Duncan	2006-08
6. 207	Brian Burks	2002-04
7. 206	Dusty Isaacs	2011-14
8. 205	Cole Pitts	2012-16
9. 195	Kyle Bakker	2002-03
10. 192	Blake Wood	2004-06

• Curry's best game carving up a lineup last season was his March 30, 2018 contest versus Miami where he struck out a career-high 12 batters.

• With his 12 punch outs, Curry became just the third pitcher since 2000 to strike out 12 batters or more in an ACC game, joining Jason Neighborgall (12 at Duke on March 4, 2005) and Cory Vance (14 vs. No. 2 UNC on March 17, 2000).

• After a 288-game streak without a pitcher recording double-digit strikeouts for Tech, the Yellow Jackets had a pitcher post 10 strikeouts or more four times over a seven game stretch last year (Curry - 11 at NC State (3/23), Hurter - 10 vs. Georgia Southern (3/27), Curry - 12 vs. Miami (3/30) and Thomas - 10 vs. Miami (3/3) and seven overall.

## PITCHING

• He then followed that performance up with his complete-game shutout victory against Wake Forest on April 27.

• Curry's complete-game shutout was the first by a Tech starting pitcher since Josh Hedding went the distance for a two-hit shutout of the nation's No. 2 overall seed Vanderbilt, 5-0, in the 2013 Nashville Regional.

• Curry was only the ninth Tech pitcher since 2002 to record a shutout. Only Kyle Bakker (2) and Mark Pope (4) have had multiple shutouts in the last 17 years.

## CONNOR THOMAS

• The second-half of the Yellow Jackets' "Shake and Bake" starter combo was sophomore Connor Thomas who, now as a junior, seems to have not missed a beat.

• Through a an ACC-leading 70.0 innings of work, CT has a 2.87 ERA and 69 strikeouts at a 5.75:1 strikeout-to-walk ratio.

• His 5.45:1 K:BB ratio is good for second in the ACC and 37th in the country.

• Thomas threw one of his best career games on Saturday against then-No. 4 Louisville in certainly the most efficient game of his career en route to being named the ACC's Pitcher of the Week.

• The sophomore used just 96 pitches to throw the first complete-game shutout of his career, allowing just five hits.

• He then turned around and threw 7.0 shutout innings against Notre Dame to give him 16.0 consecutive without a run crossing the plate.

• Last weekend against Boston College, he used just 93 pitches over seven innings to hold BC to one run on five hits.

• Things got going for Thomas in his March 16 start versus Virginia, which was considered "Vintage CT" as he went 7.1, allowing two runs on seven hits, punching out six and issuing zero walks.

• Last season, Thomas led Georgia Tech with a 3.34 ERA and an impressive 106 strikeouts. He allowed just 36 earned runs in 97.0 innings of work, holding opponents to a .241 average.

• By far the most impressive stat in Thomas' sophomore campaign was his strikeout-to-walk ratio that ranked among the best in the nation.

• Fanning 106 hitters and walking just 10, Thomas finished with a 10.6 ratio.

• Ranking third in the country last season, Thomas is one of only two pitchers in all of Division I with a double-digit ratio to return from 2018.

TOP STRIKEOUT-TO-WALK RATIOS  
RETURNERS FROM 2018 -- DIVISION I

K/BB	Player (Innings Pitched)	Program
1. 16.8	Tim Brennan (88 IP)	St. Joseph's
2. 10.6	Connor Thomas (97 IP)	Georgia Tech
3. 6.8	Jordan Silverman (61 IP)	Rider
4. 6.2	David Leal (87 IP)	Louisiana Tech
	Zach Greene (57 IP)	South Alabama
6. 5.8	Samuel Strickland (81 IP)	Samford
7. 5.6	Ken Waldichuk (92 IP)	St. Mary's (Calif.)

• With Thomas' ability to hammer the zone, he's currently on pace to break the Georgia Tech record for fewest walks allowed per nine innings.

• For his two-year career, Thomas currently sports a 1.57 walks/9 inning mark.

FEWEST WALKS ALLOWED/9 INNINGS  
(MIN. 100 IP) -- GT HISTORY

Walks/9 inn.	Player (Innings Pitched)	Years
1. 1.57	Connor Thomas (177.1 IP)	2017-Present
2. 1.92	Chris Goodman (168.1 IP)	2002-03
3. 2.17	Mark Pope (219.1 IP)	2009-11
4. 2.27	Kyle Bakker (273.0 IP)	2001-03
5. 2.33	Brian Burks (289.1 IP)	2001-04
6. 2.43	Kris Wilson (328.2 IP)	1995-97
7. 2.44	Bill Pridgen (136.1 IP)	1971-72
8. 2.58	Eddie Burns (153.1 IP)	2005-08
9. 2.64	Brandon Gold (191.0 IP)	2014-16
10. 2.71	Chris Myers (146.1 IP)	1991-94

• Thomas threw 106 strikeouts last season to give him 111 for his career and put him on pace to crack the 200-K threshold this season.

• Thomas' team-high 106 K's ranked him tied for fifth in the ACC.

• Thomas and teammate Xzavien Curry (101 K's) became the first Yellow Jacket tandem to strike out 100 batters each in the same season since 2011 when Jed Bradley and Buck Farmer fanned 106 apiece.

• It's only the third time under head coach Danny Hall that a duo has accomplished the feat. No duo has done it together back-to-back years.

• The pair separately will also look to become the first Georgia Tech pitchers to punch out 100 batters in back-to-back seasons since Farmer accomplished the feat in 2012 (115) and 2013 (122).

• Thomas also proved to be able to go the distance on numerous occasions, leading the ACC with three complete games in 2018.

• In one season, Thomas claimed a spot in the Georgia Tech annals for most complete game. Now with one in 2019, only four Jacket pitchers have more complete games since 1994

## MOST COMPLETE GAMES -- SINCE 1994

CG's	Player	Years
1. 8	Cory Vance	1998-00
2. 7	Chuck Crowder	1996-99
3. 6	Mark Pope	2009-11
4. 5	Buck Farmer	2010-13
5. 4	Connor Thomas	2017-Present
	Kyle Bakker	2002-03
7. 2	Deck McGuire	2008-10
8. 1	13 Players Tied	

• Thomas' best game fanning hitters was April 28, 2018 when he struck out 17 batters against Wake Forest.

• The 17 strikeouts were the most by a Tech pitcher in a single game since current Detroit Tigers' pitcher and former Jacket Buck Farmer struck out 14 batters versus Akron on Feb. 15, 2013.

• His 17 strikeouts were only two shy of the school record of 19 punch outs set by Jerry Bass versus Earlham in 1975.

• The 17 strikeouts were the most by a pitcher in a single game in the ACC last season.

• After a 288-game streak without a pitcher recording double-digit strikeouts for Tech, the Yellow Jackets had a pitcher post 10 strikeouts or more four times over a seven game stretch last year (Curry - 11 at NC State (3/23), Hurter - 10 vs. Georgia Southern (3/27), Curry - 12 vs. Miami (3/30) and Thomas - 10 vs. Miami (3/3) and seven overall.

## STARTERS

• **Brant Hurter** was a reliable midweek starter for Georgia Tech last season, finishing 5-4 overall in 14 appearances and working to a 6.04 ERA. In 53.2 innings of work, Hurter struck out 56 batters while only allowing 36 earned runs.

• Hurter as the Sunday starter has had a sensational start to his sophomore year. He's currently at a team-best 2.47 ERA through 47.1 IP.

• After a terrific showing against then-No. 3 UCLA in which he struck out seven with no walks, while allowing one earned run, Hurter followed that up with a picture-perfect gem against Northwestern.

• Hurter tossed 7.0 shutout innings, allowing just four hits and striking out a career-high 13 batters, while issuing zero walks.

• Against UVA, with the series on the line, Hurter worked to a 7:0 strikeout-to-walk ratio, allowing just two runs on seven hits in seven innings of work.

• Hurter drew another tough no decision on Sunday against then-No. 4 Louisville,

• Through eight starts on nine appearances, Hurter ranks fifth in the ACC with a 4.07:1 strikeout-to-walk ratio.

• Hurter missed his previous Sunday start against then-No. 9 North Carolina due to soreness that developed over the weekend, but returned to dominance against Boston College on April 14.

• Hurter threw seven shutout innings, allowing just two hits and punching out nine, while issuing no walks.

• **Tristin English** returned to the mound after recovering from Tommy John Surgery his freshman year. He proved to be a dependable relief pitcher, throwing 57 innings

• English followed up his sophomore campaign with an uber-successful summer in the Cape, earning all-star honors after tossing nearly 70 combined innings.

• English made two appearances during Opening Weekend on the mound for Tech. His first was entering the ninth with a three-run lead over UIC on Friday. It took him nine pitches to end the game and earn the save.

• He also appeared against West Virginia in the eighth inning going 2.0 and allowing one home run, but keeping the game alive, striking out four.

• He then continued to be an impressive closer against No. 3 UCLA on Feb. 22. Heading into extra innings, English pitched a shutout final three innings of the game, striking out two and allowing just two hits to help Tech secure the win.

• His first tough-luck outing came against Northwestern when he allowed two doubles and two runs in just 0.1 innings late.

## PITCHING

• Then, due to nagging ailment, English didn't pitch for 15 days, while gutting it out in the lineup and at first base. He returned to the mound in a crucial moment against Virginia with a one-run lead in the ninth.

• Seventeen pitches, two hits and a swinging strikeout for out No. 3 gave him his second save of the season and Tech its first ACC series victory of the season.

• Now back in the swing of things, English was brought in to close the final inning on Friday against then-No. 4 Louisville, using just 13 pitches and one strikeout to retire the frame and record his third save of the season.

• He then pitched the final 2.0 innings in a nail-biter against Notre Dame on Sunday, earning his second win of the year after striking out two and allowing just one earned run.

• English also slammed the door on then-No. 9 UNC when he took over for usual-Friday starter **Xzavion Curry** to throw the final inning for the win.

• During his recent recovery time from an injury, he's been able to pitch successfully, coming in to get his fourth save of the season at Virginia Tech, working a clean ninth inning up two runs.

• English spends a majority of time at first base to keep his bat in the lineup and replace teammate **Kyle McCann**, who moved to catch, but also works as the teams closer.

• Three big additions to the Tech pitching staff are **Amos Willingham**, **Luke Bartnicki** and **Cort Roedig**.

• Willingham is a JUCO transfer who enters as a junior in eligibility. A tall strike thrower with day-one experience could mean a versatile starter on weekdays.

• Willingham's first appearance was a tough-luck outing that saw five runs scored in 3.1 innings.

• In his first start on Wednesday, Feb. 27 against Georgia State, he then went 6.0 innings of shutout work, allowing just three hits, no runs and no walks while striking out five.

• In his first three starts and four appearances total, Willingham has a 1.65 ERA, 2-0 record, eight strikeouts (one walk) and just three run allowed.

• Tuesday against Georgia Southern on March 12, it took him just 57 pitches to go five innings, giving up only two runs.

• Willingham then followed that up with a sterling performance on Tuesday at Mercer, allowing just one earned run in six innings, striking out four and issuing no walks.

• His best outing came on Tuesday against fourth-ranked Georgia as he allowed just two runs, six hits and punched out eight over 6.1 innings of work en route to the 11-2 win.

• He then filled in for Curry on the Friday North Carolina start and had a tough-luck outing, allowing six runs on six hits in 4.0 innings.

• Roedig, a power righty, was ranked the No. 17 RHP in the state of Florida by *Perfect Game*. He sports a fastball well over 90 already and a good breaking ball as well. His fall and early spring has earned him an opportunity.

• After being a bona fide strike-thrower in the fall and spring, Tech gave Roedig the start against Richmond on Saturday.

• The freshman went just 1.1 innings, walking three and allowing a run. Coach Hall noted afterward that the moment simply got to him, making his first-career start in front of a big crowd.

• Roedig finally showed his stuff in a midweek game against Georgia State on Feb. 26, allowing just one run and three hits in 4.0 innings of work.

• Roedig filled in for Hurter on the Sunday North Carolina start and was fearless. Despite giving up four runs on two hits in 4.1 innings, Roedig dealt strikes and kept the game contained until the middle-inning relievers could go to work.

• Bartnicki, who enters his freshman campaign after being ranked as the top-rated lefty out of the state of Georgia by *Perfect Game*. One of the most elite lefties in the country that won a regional championship, he's run it up to 94-95 in the preseason.

• Bartnicki's first collegiate appearance couldn't have been more dramatic, coming into the game in extra innings versus West Virginia in a 1-0 count with runners at second and third and two outs.

• A lefty-lefty matchup, Bartnicki didn't need many pitches to strike out the hitter, end the inning and give Tech one more at-bat in the bottom of the 11th -- where it would walk the game off.

• Bartnicki continues to impress out of the bullpen, throwing two more scoreless innings to slam the door on Boston College.

### RELIEVERS

• One of Georgia Tech's keys this season will be the development of their bullpen. With no shortage of bodies, where everyone ultimately fits into the rotation is still to-be-determined.

• The Jackets will be without their top reliever in **Andy Archer** for the 2019 season, after he underwent successful UCL repair with an internal brace. His recovery is expected to take 6-8 months and he should return to the team in the fall.

• In his stead, alongside those starters who don't find a day in the rotation, **Jonathan Hughes** and **Keyton Gibson** will be looked upon for stretches.

• Hughes has had a fantastic start to 2019, only having two tough outings through eight appearances. He currently sports an ERA of 3.93.

• Hughes finished last year with 13 appearances, a 5.94 ERA and a save while Gibson had the same ERA with 12 appearances.

• Until his last two outings, he'd only allowed one earned run and walked two, but now has six earned runs and five walks after last week.

• Gibson has also looked impressive early. In his first two important, clutch appearances, he refused to allow a hit in 2.1 combined innings, fanning four batters in the process.

• Gibson then went on to get his first win of the season vs. Georgia State when he tossed 3.0 no-hit innings, fanning four, to get the win.

• He joined teammate reliever **Tristin English** in having a tough-luck outing against Northwestern in the second game of a double, before Gibson was unable to get out of game two at Miami, as the Freddy Zamora took a 3-2 ball deep to win the game.

• Senior **Jake Lee** will again make his mark in short-inning stretches. He finished last season with a 9.68 ERA on 17.2 innings of work.

• **Cort Roedig** has also gotten the taste of action out of the bullpen lately. After a tough-luck outing at Mercer, his relief line stands at a 6.75 ERA, allowing one earned run in 1.1 innings of work with three walks, two strikeouts.

• Becoming a major threat out of the bullpen is senior RHP **Micah Carpenter**. He hasn't allowed a run in his last four appearances (4.2 IP), striking out eight in the timespan and getting his first career save when he entered into the bottom of the ninth against Virginia Tech with the bases loaded, no outs and a two-run lead and the Jackets wound up winning.

### WHAT'S IN A QUALITY START?

• A starting pitcher records a quality start when he pitches at least six innings and allows three earned runs or fewer.

• Tech is 10-3 through Week 8 with a quality start -- **Connor Thomas** vs. West Virginia (Feb. 16), vs. Northwestern (March 2), vs. Virginia (March 16), at Louisville (March 23), at BC (April 13), **Brant Hurter** vs. Virginia (March 17), at BC (April 14), **Amos Willingham** at Mercer (March 19), vs. No. 4 Georgia and **Xzavion Curry** at Louisville (March 22) with the wins and Thomas vs. Miami (March 10) and Hurter vs. Northwestern (March 2) and at Louisville (March 24) with the losses.

• Georgia Tech was 15-5 last season when its starter makes a quality start.

• Tech had its streak of 35-consecutive home wins with quality starts snapped on Saturday when Hurter tossed 7.0 shutout innings before exiting with a one-run lead.

• It was the first loss Tech endured after a quality start at home since back on March 20, 2015.

• Thomas' quality start at Georgia Southern in 2018 was the first quality start on the road for GT since April 8, 2016 (excluding Curry's neutral site quality start vs. Wake Forest at the 2017 ACC Tournament).

• Last season, Thomas led all pitchers with eight quality starts, while Curry had seven, Hurter made three and English made two.

## MISCELLANEOUS

## 200 K's

• Georgia Tech Friday night starter **Xzavion Curry** eclipsed the 200-strikeout milestone in just his second year being starter, currently at 207 for his career.

• Saturday starter **Connor Thomas** threw 106 strikeouts last season and now has 132 for his career and put him on pace to crack the 200-K threshold this season.

## THE STRIKEOUT KINGS

• **Connor Thomas** (106 strikeouts) and **Xzavion Curry** (101 K's) became the first Yellow Jacket tandem to strike out 100 batters each in the same season since 2011 when Jed Bradley and Buck Farmer fanned 106 apiece.

• It's only the third time under head coach Danny Hall that a duo has accomplished the feat. No duo has done it together back-to-back years.

• The pair separately will also look to become the first Georgia Tech pitchers to punch out 100 batters in back-to-back seasons since Farmer accomplished the feat in 2012 (115) and 2013 (122).

## 100!

• Senior relief pitcher **Jake Lee** is working toward his 100th strikeout of his career, currently sitting at 88.

• Junior outfielder **Chase Murray** is also looking to hit 100 career RBI this season, currently sitting at 66.

## ATOP THE CONFERENCE

• Georgia Tech baseball ranks among the most prolific winners in ACC history.

## MOST ACC TOURNAMENT TITLES, SINCE 2000

	Titles	Years
<b>Georgia Tech</b>	<b>5</b>	<b>2000, 2003, 2005, 2012, 2014</b>
Florida State	5	2002, 2004, 2010, 2015, 2017
Clemson	2	2006, 2016
Virginia	2	2009, 2011
North Carolina	2	2007, 2013

## MOST ACC REGULAR-SEASON, DIVISIONAL TITLES SINCE 2000

	Titles	Regular-Season Years (Divisional)
Florida State	11	2001, 2002, 2003 (2007, 2008, 2009, 2010*, 2011, 2012, 2013, 2014)
North Carolina	6	(2006, 2007, 2009, 2012, 2013, 2017)
<b>Georgia Tech</b>	<b>4</b>	<b>2000, 2004, 2005 (2011)</b>
Miami	4	(2008, 2014, 2015, 2016)

\*co-champion

## GEORGIA TECH VS. IN-STATE OPPONENTS -- DIVISION I

	Games	First Meeting	Series Record
Georgia	374	1898	UGA leads 210-162-2
Mercer	169	1897	GT leads 113-56
Ga. Southern	134	1947	GT leads 103-31
Georgia St.	81	1971	GT leads 70-11
Kennesaw St.	28	1987	GT leads 22-6
Savannah St.	5	2004	GT leads 5-0

• This season, Tech will play all eight of its most-faced opponents all-time.

## GEORGIA TECH'S MOST COMMON OPPONENTS

	Games	First Meeting	Series Record
<b>Georgia</b>	<b>374</b>	<b>1898</b>	<b>UGA leads 210-162-2</b>
<b>Auburn</b>	<b>236</b>	<b>1897</b>	<b>AU leads 122-109-5</b>
<b>Clemson</b>	<b>226</b>	<b>1902</b>	<b>CU leads 114-109-3</b>
<b>Mercer</b>	<b>169</b>	<b>1897</b>	<b>GT leads 113-56</b>
<b>North Carolina</b>	<b>142</b>	<b>1901</b>	<b>GT leads 76-66</b>
<b>Ga. Southern</b>	<b>134</b>	<b>1947</b>	<b>GT leads 103-31</b>
<b>Virginia</b>	<b>132</b>	<b>1924</b>	<b>GT leads 75-55-2</b>
<b>Duke</b>	<b>129</b>	<b>1903</b>	<b>GT leads 92-37</b>
NC State	129	1921	GT leads 73-56
Wake Forest	117	1898	GT leads 73-43-1

\* bold denotes an opponent on the 2018 schedule



## 2019 ACC PRESEASON POLL

## OVERALL CHAMPION

Louisville

## ATLANTIC DIVISION

## POINTS

1. Louisville (7)	90
2. Florida State (6)	86
3. Clemson (1)	71
4. NC State	53
5. Wake Forest	49
6. Notre Dame	24
7. Boston College	19
<i>(first-place votes)</i>	

## COASTAL DIVISION

## POINTS

1. North Carolina (13)	97
2. Virginia (1)	64
3. Duke	64
4. Miami	61
<b>5. Georgia Tech</b>	<b>59</b>
6. Pitt	24
7. Virginia Tech	23
<i>(first-place votes)</i>	

## 2019 HONORS

## TRISTIN ENGLISH

First-Team *Perfect Game*/Rawlings Preseason All-American

Second-Team *D1 Baseball* Preseason All-America

2019 Golden Spikes Award preseason watch list

*Perfect Game* Preseason All-ACC

ACC Player of the Week (April 8)

*Collegiate Baseball* National Player of the Week (April 8)

John Olerud Two-Way Player of the Year Midseason Watch List (April 18)

## CHASE MURRAY

*Perfect Game* Preseason All-ACC

## CONNOR THOMAS

*Perfect Game* Preseason All-ACC

ACC Pitcher of the Week (March 25)

NCBWA National Player of the Week (March 26)

College Baseball Foundation National Pitcher of the Year Midseason Watch List (April 18)

## KYLE MCCANN

ACC Player of the Week (March 4)

*Collegiate Baseball* National Player of the Week (March 4)

*Collegiate Baseball* National Player of the Week (March 11)

Second-Team *Perfect Game*/Rawlings Midseason All-American (March 3)

*D1 Baseball* Midseason All-American (March 4)

## LUKE WADDELL

2019 Brooks Wallace (Shortstop of the Year) Award

Midseason Watch List (April 18)



## 2019 RECORD BREAKDOWN

	ACC	Overall
Overall	13-8	27-13
Home	6-3	16-7
Road	7-5	11-6
Neutral	-	-
Day Games	11-2	20-5
Night Games (6 p.m. or later)	3-5	7-8
Yellow Jackets Score First	10-2	19-4
Opponent Scores First	3-6	8-9
Yellow Jackets Score in 1st inning	3-3	7-4
Walk-off Victories	1-2	3-2

As a Ranked Team (All Polls)	8-4	13-8
vs. Ranked Team (All Polls)	4-2	8-5
TV/ESPN3/ACC Network Extra Game	10-7	22-11

vs. LHP (starter)	6-3	9-4
vs. RHP (starter)	7-5	18-9
Yellow Jacket Starter 6+ IP	3-4	7-4
Yellow Jacket Starter 7+ IP	6-0	9-1
Yellow Jacket Starter 8+ IP	3-0	3-0

Hitting A Home Run	8-3	18-4
Not Hitting A Home Run	5-5	9-9

Out Hit Opponent	10-3	22-3
Get Out Hit By Opponent	2-5	4-10
Equal Number of Hits	1-0	1-0

February	-	5-3
March	7-5	14-6
April	6-3	8-4
May	-	-
June	-	-

Monday	-	-
Tuesday	-	7-1
Wednesday	-	2-0
Thursday	0-1	0-1
Friday	2-4	5-4
Saturday	7-1	9-4
Sunday	6-2	4-3

One-Run Games	5-4	8-4
Two-Run Games	2-0	2-0
Three-Run Games	0-2	2-2
Four+ Run Games	7-1	14-7

Leading After 6	12-1	25-1
Trailing After 6	1-5	1-9
Tied After 6	0-2	1-3
Leading After 7	10-2	22-3
Trailing After 7	0-5	0-9
Tied After 7	3-1	4-1
Leading After 8	12-3	23-3
Trailing After 8	0-5	0-10
Tied After 8	1-0	3-0

Shutouts	2-0	3-1
Extra Innings	1-0	3-0

Score 0-5 Runs	4-5	6-10
Score 6+ Runs	9-3	21-3
Allow 0-5 Runs	11-2	21-3
Allow 6+ Runs	2-6	6-10

Commit 0 Errors	6-3	13-4
Commit 1 Error	4-2	7-3
Commit 2+ Errors	3-3	7-6



## HALL OF FAME COACH

- **Danny Hall** is in his 26th season at Georgia Tech and his 32nd overall as a head coach in 2019. He is the winningest baseball coach in Tech history with 1,046 wins.
- Hall, who won his 1,200th career game on February 24 versus Dartmouth and his 1,000th win at Georgia Tech on March 20, versus nationally ranked Auburn, stands seventh among active Division I coaches in career victories entering the 2018 season.
- In his 40 years of college baseball – both as an assistant and head coach – Hall has been part of over 1,600 victories and seven trips to the College World Series.
- Hall has led Tech to the NCAA Tournament on 20 occasions and guided the Yellow Jackets to the NCAA College World Series in 1994, 2002 and 2006 -- the program's only three berths.

## HALL BY THE NUMBERS

1,254	career wins as a head coach
1,046	wins at Georgia Tech
134	total draft picks coached at Tech
114	all-ACC honors
94	all-American selections by 35 GT players
52	Tech's school record for wins set in 2002
23	freshman all-Americans
20	NCAA Regional appearances at Tech
13	Academic all-America honors by GT players
13	top-two ACC offensive finishes
7	Yellow Jackets drafted in the first round
6	NCAA Super Regional appearances at Tech
5	ACC tournament titles (2000, 2003, 2005, 2012, 2014)
5	ACC regular season titles (1997, 2000, 2004, 2005, 2011)
3	College World Series appearances (only three in Tech history)

## WINNINGEST ACTIVE DIVISION I BASEBALL COACHES

## ENTERING 2019 SEASON

1. Mike Martin, Florida State . . . . . 1,987
2. Mike Fox, North Carolina . . . . . 1,429
3. Paul Mainieri, LSU . . . . . 1,415
4. John Anderson, Minnesota . . . . . 1,288
5. Keith Guttin, Missouri St. . . . . 1,259
6. **DANNY HALL, Georgia Tech. . . . . 1,227**
7. Gary Gilmore, Coastal Carolina . . . . . 1,180
8. Tony Robichaux, La.-Lafayette . . . . . 1,149
9. Mike Sansing, Kennesaw St. . . . . 1,092
10. Elliott Avent, NC State . . . . . 1,057
11. Brian Shoop, UAB . . . . . 1,027
12. Bill Brown, George Mason . . . . . 1,026
13. Dave Van Horn, Arkansas . . . . . 1,014
14. Rich Hill, San Diego . . . . . 1,002

## HALL'S COACHING TREE

## HEAD COACHES



Scott Stricklin - Georgia Tech Assistant 2002-04  
Kent State player 1991-93



Josh Holliday - Georgia Tech Assistant 2005-07



Greg Beals - Kent State player 1989-91



Bobby Moranda - Georgia Tech Assistant 2002-07



Mike Trapasso - Georgia Tech Assistant 1995-01



Eddie Uschold - Kent State Assistant

## ASSISTANT COACHES



Wally Crancer - Georgia Tech player 2006-07



## GAME HIGHS

## TEAM BATTING

At bats:	42	at Kennesaw State (Mar 05, 2019)
Runs scored:	14	at Mercer (Mar 19, 2019)
Hits:	18	at Mercer (Mar 19, 2019)
RBIs:	13	at Mercer (Mar 19, 2019)
Doubles:	5	at Miami (FL) (Mar 09, 2019)
	5	at Mercer (Mar 19, 2019)
	5	vs North Carolina (Apr 06, 2019)
	1	(6 games)
Triples:	1	vs Illinois-Chicago (Feb 15, 2019)
Home runs:	3	at Miami (FL) (Mar 08, 2019)
	3	at Miami (FL) (Mar 08, 2019)
Total bases:	28	vs Northwestern (Mar 01, 2019)
Walks:	10	vs Notre Dame (Mar 31, 2019)
	10	vs Auburn (Apr 16, 2019)
Strikeouts:	18	at Louisville (Mar 22, 2019)
Sac hits:	2	at Miami (FL) (Mar 08, 2019)
	2	at Boston College (Apr 14, 2019)
	2	vs Auburn (Apr 16, 2019)
Sac flies:	2	vs Virginia (Mar 17, 2019)
	2	vs Georgia (Mar 26, 2019)
	2	at Virginia Tech (Apr 20, 2019)
Stolen bases:	4	vs Georgia State (Feb 26, 2019)
	4	vs Auburn (Apr 16, 2019)
Hit by pitch:	4	at Boston College (Apr 14, 2019)
Caught stealing:	2	vs Virginia (Mar 16, 2019)
Runners LOB:	14	vs Georgia Southern (Mar 12, 2019)
	14	vs Auburn (Apr 16, 2019)
Hit into DP:	3	at Miami (FL) (Mar 10, 2019)

## TEAM FIELDING

Putouts:	33	vs West Virginia (Feb 16, 2019)
	33	vs UCLA (Feb 22, 2019)
Assists:	17	vs Georgia Southern (Mar 12, 2019)
Errors:	5	vs West Virginia (Feb 16, 2019)
Passed balls:	1	(6 games)
DPs turned:	2	(6 games)

## TEAM PITCHING

Innings pitched:	11.0	vs West Virginia (Feb 16, 2019)
	11.0	vs UCLA (Feb 22, 2019)
Runs allowed:	12	at Georgia (Apr 09, 2019)
Earned runs:	10	vs North Carolina (Apr 06, 2019)
	10	at Georgia (Apr 09, 2019)
Walks allowed:	9	at Virginia Tech (Apr 20, 2019)
Strikeouts:	18	vs West Virginia (Feb 16, 2019)
Hits allowed:	14	vs North Carolina (Apr 06, 2019)
	14	at Georgia (Apr 09, 2019)
	14	at Boston College (Apr 12, 2019)
	14	vs North Carolina (Apr 06, 2019)
Doubles allowed:	5	vs North Carolina (Apr 06, 2019)
	5	at Boston College (Apr 12, 2019)
Triples allowed:	1	at Miami (FL) (Mar 10, 2019)
	1	at Boston College (Apr 12, 2019)
Homers allowed:	3	at Miami (FL) (Mar 09, 2019)
	3	at Mercer (Mar 19, 2019)
	3	vs North Carolina (Apr 05, 2019)
Wild pitches:	4	at Kennesaw State (Mar 05, 2019)
Hit batters:	3	vs UCLA (Feb 24, 2019)
	3	at Miami (FL) (Mar 08, 2019)

## INDIVIDUAL BATTING

At bats:	6	(7 games)
Runs scored:	5	Tristin English vs North Carolina (Apr 06, 2019)
Hits:	4	(5 games)
RBIs:	7	Kyle McCann vs Northwestern (Mar 01, 2019)
Doubles:	2	(5 games)
Triples:	1	(6 games)
Home runs:	2	(4 games)
Total bases:	10	Kyle McCann vs Northwestern (Mar 01, 2019)
	10	Tristin English vs Notre Dame (Mar 29, 2019)
	10	Tristin English vs North Carolina (Apr 06, 2019)
Walks:	3	(7 games)
Strikeouts:	4	Kyle McCann vs Notre Dame (Mar 29, 2019)
Sac hits:	1	(19 games)
Sac flies:	2	Tristin English vs Georgia (Mar 26, 2019)
Stolen bases:	2	Austin Wilhite at Louisville (Mar 24, 2019)
	2	Austin Wilhite vs North Carolina (Apr 07, 2019)
Hit by pitch:	2	(4 games)
Caught stealing:	2	Nick Wilhite vs Virginia (Mar 16, 2019)
Runners LOB:	8	Colin Hall vs Georgia Southern (Mar 12, 2019)
	8	Baron Radcliff at Auburn (Apr 02, 2019)

## INDIVIDUAL FIELDING

Putouts:	17	Kyle McCann vs West Virginia (Feb 16, 2019)
Assists:	7	Austin Wilhite at Auburn (Apr 02, 2019)
Errors:	4	Oscar Serratos vs West Virginia (Feb 16, 2019)
Passed balls:	1	(6 games)

## INDIVIDUAL PITCHING

Innings pitched:	9.0	Connor Thomas at Louisville (Mar 23, 2019)
Runs allowed:	7	Brant Hurter at Miami (FL) (Mar 10, 2019)
	7	Xzavion Curry at Boston College (Apr 12, 2019)
Earned runs:	6	Connor Thomas vs UCLA (Feb 23, 2019)
	6	Brant Hurter at Miami (FL) (Mar 10, 2019)
Walks allowed:	5	Amos Willingham vs North Carolina (Apr 05, 2019)
Strikeouts:	13	Brant Hurter vs Northwestern (Mar 02, 2019)
Hits allowed:	11	Xzavion Curry at Boston College (Apr 12, 2019)
Doubles allowed:	5	Xzavion Curry at Boston College (Apr 12, 2019)
Triples allowed:	1	Brant Hurter at Miami (FL) (Mar 10, 2019)
	1	Xzavion Curry at Boston College (Apr 12, 2019)
Homers allowed:	2	(5 games)
Wild pitches:	3	Micah Carpenter at Kennesaw State (Mar 05, 2019)
Hit batters:	2	Xzavion Curry at Miami (FL) (Mar 08, 2019)

## SERIES BY SERIES STATS

## HITTING

	W-L	Avg.	R	H	2B	3B	HR	RBI	BB	K	SB
ATL Challenge	2-1	.238	12	25	4	1	4	10	15	15	2
UCLA	1-2	.158	6	15	4	0	2	24	12	28	1
Georgia State	2-0	.307	17	23	2	0	2	16	14	15	6
Northwestern	2-1	.308	22	32	6	2	3	20	10	22	1
Kennesaw State	2-0	.333	19	25	2	0	3	17	11	12	4
Miami (Fla.)	1-2	.306	16	33	7	0	4	15	14	25	2
Ga. Southern	1-0	.378	7	14	4	0	0	6	6	4	1
Virginia	2-1	.363	21	37	5	0	2	20	18	21	1
Mercer	1-0	.439	14	18	5	0	1	13	9	9	3
Louisville	2-1	.206	11	20	2	1	2	10	13	33	4
Georgia	1-1	.259	13	15	2	0	4	12	10	16	0
Notre Dame	2-1	.308	25	32	4	1	3	23	17	26	5
Auburn	2-0	.333	20	23	5	0	0	19	19	18	5
North Carolina	2-1	.318	25	34	8	1	3	23	14	19	4
Boston College	2-1	.263	18	26	3	0	1	16	16	28	5
Virginia Tech	2-1	.229	13	22	2	1	9	11	23	25	4

## PITCHING

	W-L	ERA	IP	H	R	ER	BB	K	Opp.	Avg.
ATL Challenge	2-1	3.41	29.0	25	14	11	9	39		.221
UCLA	1-2	4.03	29.0	34	17	13	10	26		.301
Georgia State	2-0	1.50	18.0	12	3	3	2	16		.188
Northwestern	2-1	2.67	27.0	22	8	8	7	30		.216
Kennesaw State	2-0	4.00	18.0	17	8	8	7	24		.250
Miami (Fla.)	1-2	6.08	26.2	30	19	18	7	29		.270
Ga. Southern	1-0	4.00	9.0	13	6	4	6	3		.361
Virginia	2-1	5.33	27.0	32	17	16	4	17		.299
Mercer	1-0	5.00	9.0	8	8	5	5	7		.229
Louisville	2-1	2.03	26.2	19	6	6	10	23		.198
Georgia	1-1	7.20	15.0	20	14	12	9	12		.328
Notre Dame	2-1	4.67	27.0	28	18	14	15	28		.259
Auburn	2-0	4.00	18.0	24	9	8	8	17		.316
North Carolina	2-1	8.00	27.0	33	26	24	18	29		.295
Boston College	2-1	2.42	26.0	25	10	7	6	28		.260
Virginia Tech	2-1	3.46	26.0	22	11	10	13	24		.227

## MONTH-BY-MONTH

## UNDER COACH DANNY HALL (1994-present)

Year	Jan./Feb.	Mar.	Apr.	May/June	Final
1994	6-2	15-2	13-6	16-7	50-17
1995	7-3	11-6	13-6	7-7	38-22
1996	4-6	15-3	11-8	10-7	40-24
1997	9-0	18-2	9-8	10-5	46-15
1998	8-4	13-5	11-8	9-5	41-22
1999	8-4	15-2	8-9	7-5	38-20
2000	8-3	13-5	16-3	13-5	50-16
2001	10-1	12-6	11-7	8-6	41-20
2002	8-1	14-3	14-5	16-7	52-16
2003	7-0	14-5	11-6	12-7	44-18
2004	6-3	10-8	9-6	19-4	44-21
2005	7-2	14-3	10-7	14-7	45-19
2006	10-0	12-4	11-8	17-6	50-18
2007	6-5	12-6	9-6	5-8	32-25
2008	5-1	17-4	9-8	10-8	41-21
2009	6-1	12-3	10-7-1	10-8	38-19-1
2010	7-1	15-2	13-5	12-7	47-15
2011	5-3	16-2	10-8	11-8	42-21
2012	7-2	11-8	8-9	12-7	38-26
2013	8-1	13-5	7-10	9-11	37-27
2014	5-4	10-9	11-6	11-8	37-27
2015	7-3	11-7	8-7	6-6	32-23
2016	7-0	12-5	10-9	9-11	38-25
2017	7-1	7-9	7-11	6-7	27-28
2018	6-2	10-9	8-10	7-6	31-27
2019	5-3	14-6	8-4		27-13
<b>TOTALS</b>	<b>179-56</b>	<b>265-187-1</b>	<b>1047-545-1</b>		
	<b>337-129</b>	<b>266-173</b>			

## GAME-WINNING PLAYS

Game-winning plays are ones that give Tech the lead or break a tie en route to win

Game	Play	Inn.	Final
Illinois-Chicago	Kyle McCann home run	3	6-3
West Virginia	Nick Wilhite bases-loaded single#	11	5-4
UCLA	Kyle McCann solo home run#	11	4-3
Georgia State	Oscar Serratos single left side	1	7-3
Georgia State	Oscar Serratos single left side	3	10-0
Northwestern	Chase Murray RBI single	2	12-1
Northwestern	Austin Wilhite 2-RBI single	4	9-2
Kennesaw State	Nick Wilhite RBI single	2	10-7
Kennesaw State	Kyle McCann 2-run homer	1	9-1
Miami	Kyle McCann one-run homer	10	5-4
Georgia Southern	Michael Guldberg 2-RBI double	7	7-6
Virginia	Luke Waddell 2-RBI single	2	7-3
Virginia	Kyle McCann RBI double	1	6-5
Mercer	Austin Wilhite RBI double	2	14-8
Louisville	Kyle McCann RBI double	8	3-1
Louisville	Baron Radcliff 2-RBI homer	2	4-0
Georgia	Luke Waddell 2-RBI homer	6	11-2
Notre Dame	English RBI single	1	11-2
Notre Dame	Serratos 3-RBI double	8	8-7
Auburn	Guldberg 2-RBI double	4	9-3
North Carolina	Guldberg sac fly RBI#	9	11-10
North Carolina	Co. Hall FC RBI	7	10-5
Boston College	Radcliff home run	2	9-1
Boston College	Waddell hit-by-pitch RBI	3	7-0
Auburn	Webb double down LF line	5	11-6
Virginia Tech	Nick Wilhite singled to CF	5	4-3
# – walk-off win			

## GAME WINNING RBI LEADERS

	2019	CAREER
Kyle McCann	7	12
Tristin English	1	9
Austin Wilhite	3	8
Colin Hall	1	6
Chase Murray	1	5
Nick Wilhite	3	6
Michael Guldberg	4	5
Luke Waddell	5	5
Oscar Serratos	3	3
Baron Radcliff	2	3
Jackson Webb	1	1

## GAME WINNING RUNS LEADERS

	2019	CAREER
Tristin English	1	11
Kyle McCann	6	10
Oscar Serratos	5	9
Austin Wilhite	2	6
Michael Guldberg	4	5
Carter Hall	-	4
Chase Murray	1	4
Colin Hall	1	4
Luke Waddell	3	4
Nick Wilhite	3	3
Baron Radcliff	1	1
Jackson Webb	1	1

**2019 #FUTUREJACKETS**

Jackson Finley, RHP	Pacific Palisades, Calif.
Jadyn Jackson, INF	Sugar Hill, Ga.
Andrew Compton, INF	Berkeley Heights, N.J.
Harrison Thiel, INF	Parrish, Fla.
Jacob Gooch, C	Cartersville, Ga.
Tres Gonzalez, OF	Sandy Springs, Ga.
Zachary Maxwell, RHP	Acworth, Ga.
Brody Westbrook, RHP	Cumming, Ga.
Dalton Smith, LHP	Valdosta, Fla.
Jake Holland, C	Clermont, Fla.
Evan Boyle, LHP	McDonough, Ga.
Jackson Arnold, RHP	Auburn, Ala.

**2019 MLB #PROJACKETS**

Charlie Blackmon, OF	Rockies
Buck Farmer, RHP	Tigers
Derek Dietrich, INF	Reds
Daniel Palka, OF	White Sox
Matt Wieters, C	Cardinals



Blackmon




Dietrich



Farmer



Palka



Wieters

**YELLOW JACKETS BIG INNINGS***\* FOUR OR MORE RUNS*

DATE	OPPONENT	INN.	BATTERS	R	H	E	GT RESULT
2/15	UIC	3rd	7	4	4	0	W, 6-3
2/27	Georgia State	3rd	9	4	4	0	W, 10-0
3/1	Northwestern	4th	11	5	4	0	
		5th	10	5	5	0	W, 12-1
3/19	Mercer	5th	13	7	7	0	W, 14-8
3/26	No. 4 Georgia	5th	10	6	5	0	
		6th	8	4	2	1	W, 11-2
3/30	Notre Dame	2nd	10	5	5	1	W, 11-2
3/31	Notre Dame	1st	12	5	3	0	W, 8-7
4/2	Auburn	4th	9	4	2	0	
		8th	9	4	2	0	W, 9-3
4/13	Boston College	3rd	11	6	6	0	W, 9-1
4/14	Boston College	3rd	9	4	1	0	W, 7-0

**RECORD WITH A BIG INNING: 10-0****OPPONENT BIG INNINGS***\* FOUR OR MORE RUNS*

DATE	OPPONENT	INN.	BATTERS	R	H	E	GT RESULT
2/16	Richmond	5th	7	4	3	0	L, 7-1
2/23	No. 3 UCLA	3rd	7	4	4	0	L, 8-2
3/2	Northwestern	8th	9	5	5	0	L, 5-1
4/5	No. 9 North Carolina	2nd	7	4	2	1	L, 11-4
4/6	No. 9 North Carolina	9th	9	4	3	0	W, 11-10
4/9	No. 2 Georgia	7th	10	4	3	0	L, 12-2

**RECORD WHEN ALLOWING A BIG INNING: 1-5**

**GAMES STARTED** (POSITION PLAYERS)

Player	2019	CAREER	CURRENT STREAK
Tristin English	36	148	-
Austin Wilhite	39	144	23
Chase Murray	18	117	3
Kyle McCann	40	127	81
Colin Hall	37	88	54
Nick Wilhite	40	85	45
Oscar Serratos	33	64	-
Luke Waddell	36	67	32
Carter Hall	-	23	-
Baron Radcliff	26	42	25
Michael Guldborg	38	47	12
Jackson Webb	13	13	5
Xzavion Curry	-	1	-

**STREAKS** (POSITION PLAYERS)

PLAYER	HITTING		ON-BASE	
	CURRENT	LONGEST	CURRENT	LONGEST
Charlie Benson	-	-	2	2
Xzavion Curry	-	2	-	2
Tristin English	-	10*	11	14*
Michael Guldborg	1	7*	4	12*
Carter Hall	-	4	-	11
Colin Hall	-	10*	2	22*
Kyle McCann	-	11*	14	16
Chase Murray	-	10	4	17
Cole Neuber	-	1	-	2
Baron Radcliff	2	4	7	9*
Paxton Rigby	-	1	-	2
Oscar Serratos	-	8	-	9
Jamie Taylor	1	2	1	2
Cameron Turley	-	1	2	2
Luke Waddell	-	9*	18	18*
Jackson Webb	6	6*	6	11*
Austin Wilhite	-	11*	14	14*
Nick Wilhite	6	6*	6	6*
Billy Zimmershine	-	-	-	1

\* Longest is career long

**PINCH HITTING BREAKDOWN**

PLAYER	AVG.	AB-H-RBI	2B-3B-HR	BB-HBP-SO
Charlie Benson	1.000	2-2-1	0-0-0	0-1-0
Paxton Rigby	.333	5-1-0	0-0-0	0-0-0
Michael Guldborg	.000	0-0-0	0-0-0	1-0-0
Cole Neuber	.000	4-0-0	0-0-0	3-0-0
Baron Radcliff	.000	2-0-0	0-0-0	3-0-2
Ryan Miller	.000	2-0-0	0-0-0	0-0-1
Jamie Taylor	.500	2-1-0	0-0-0	0-0-0
Billy Zimmershine	.000	0-0-0	0-0-0	1-0-0

**CAREER HOME RUNS**

\* - Leadoff ITP - Inside-the-Park GS - Grand Slam

TRISTIN ENGLISH	Opponent	On Base	Inning	Outs	Count	Score	Final
1. April 17, 2016	NC State	0 . . .	5	2	2-1	4-5	W, 14-7
2. April 23, 2016	at Clemson	. . 2 .	1	1	0-0	1-0	W, 16-1
3. April 23, 2016	at Clemson	0 . . .	5	1	1-1	11-1	W, 16-1
4. May 24, 2016	vs. Boston College	. 1 . .	9	1	1-1	4-0	W, 6-0
5. June 4, 2016	vs. Bethune-Cookman	. . 2 .	9	0	1-1	8-3	W, 12-3
6. Feb. 17, 2018	Bradley	. 1 . .	3	0	0-0	3-3	L, 7-10
7. Feb. 24, 2018	Dartmouth (2)	0 . . .	5	1	0-1	4-5	W, 11-5
8. Mar. 7, 2018	at Georgia State	. 1 . .	1	2	2-2	0-0	W, 12-6
9. Mar. 16, 2018	Virginia Tech	. . . 3 GS	7	2	1-2	11-7	W, 16-9
10. Mar. 30, 2018	Miami	. 1 . .	1	2	0-1	0-0	W, 6-1
11. May 18, 2018	Duke	. . 2 .	6	1	1-0	17-5	W, 20-7
12. Feb. 27, 2019	Georgia State	. 1 . .	4	0	2-0	4-0	W, 10-0
13. Mar. 14, 2019	Miami	. 1 . .	3	0	1-1	1-0	W, 5-4
14. Mar. 14, 2019	Miami	0 . . .	5	0	2-2	3-3	W, 5-4
15. Mar. 16, 2019	Miami	. 1 . .	1	1	0-0	0-0	L, 6-5
16. Mar. 29, 2019	Notre Dame	0 . . .	1	2	2-1	1-3	L, 9-6
17. Mar. 29, 2019	Notre Dame	0 . . .	5	1	1-1	5-7	L, 9-6
18. Apr. 6, 2019	No. 9 North Carolina *	0 . . .	8	0	2-2	9-6	W, 11-10
19. Apr. 7, 2019	No. 9 North Carolina	. . 2 .	3	2	1-1	0-3	W, 10-5
20. Apr. 9, 2019	No. 2 Georgia *	0 . . .	4	0	0-0	0-5	L, 12-2

MICHAEL GULDBERG	Opponent	On Base	Inning	Outs	Count	Score	Final
1. Feb. 23, 2018	Dartmouth	. . 2 .	8	1	3-1	7-0	W, 10-0
2. Mar. 20, 2018	Auburn	. . 2 .	4	1	0-0	3-0	W, 6-4

CARTER HALL	Opponent	On Base	Inning	Outs	Count	Score	Final
1. April 23, 2016	at Clemson	. 1 . .	8	1	2-1	14-1	W, 16-1
2. Mar. 21, 2017	Auburn	. 1 . .	7	1	0-1	2-7	L, 4-7
3. Mar. 2, 2018	UIC	. . 2 .	4	1	2-2	2-0	W, 5-0
4. Mar. 7, 2018	at Georgia State	. 1 . .	5	0	0-0	7-2	W, 12-6

COLIN HALL	Opponent	On Base	Inning	Outs	Count	Score	Final
1. April 28, 2018	Wake Forest *	0 . . .	3	0	0-1	1-0	W, 5-1
2. May 18, 2018	Duke	. . 2 .	3	2	1-0	2-3	W, 20-7
3. Mar. 30, 2019	Notre Dame	. 1 . .	2	2	0-0	6-0	W, 11-2

KYLE MCCANN	Opponent	On Base	Inning	Outs	Count	Score	Final
1. Feb. 24, 2017	Youngstown State *	0 . . .	8	0	3-1	14-6	W, 15-6
2. Feb. 25, 2017	Youngstown State	. 1 . .	6	1	1-2	10-6	W, 14-6
3. Mar. 19, 2017	North Carolina	. 1 . .	3	1	0-0	1-0	L, 4-7
4. April 4, 2017	at Auburn	. 1 . .	5	0	1-2	7-8	W, 11-8
5. April 21, 2017	at Virginia Tech (1) *	0 . . .	7	0	2-2	2-1	W, 13-3
6. April 21, 2017	at Virginia Tech (2)	0 . . .	2	1	1-1	2-0	L, 4-8
7. April 25, 2017	Georgia *	0 . . .	5	0	1-0	1-4	L, 5-7
8. May 14, 2017	at Duke *	0 . . .	7	0	0-1	1-1	W, 5-3
9. May 19, 2017	Virginia *	0 . . .	2	0	3-1	0-9	L, 3-16
10. Feb. 24, 2018	Dartmouth (2)	0 . . .	3	2	2-2	2-4	W, 11-5
11. Feb. 24, 2018	Dartmouth (2)	0 . . .	5	1	1-0	5-5	W, 11-5
12. Feb. 24, 2018	Dartmouth (2)	. 1 . .	6	2	3-1	8-5	W, 11-5
13. Feb. 27, 2018	Arkansas-Pine Bluff	. 1 . .	7	0	3-1	4-0	W, 8-0
14. Mar. 10, 2018	at Clemson (2)	. 1 . .	4	2	2-2	0-9	L, 2-13
15. Mar. 18, 2018	Virginia Tech	. 1 . .	2	0	0-0	5-1	W, 10-6
16. Mar. 24, 2018	at NC State	0 . . .	9	2	0-2	5-9	L, 6-9
17. April 10, 2018	at Mercer	. . . 3 GS	5	0	0-0	0-4	W, 16-8
18. April 10, 2018	at Mercer	0 . . .	7	1	2-2	9-5	W, 16-8
19. April 13, 2018	at Pittsburgh	. . . 3 GS	9	1	3-1	3-3	W, 7-3
20. April 18, 2018	Kennesaw State	. . . 3 GS	2	2	1-2	2-3	W, 17-7
21. April 18, 2018	Kennesaw State	. . 2 .	5	2	0-1	10-4	W, 17-7
22. April 21, 2018	at North Carolina *	0 . . .	7	0	2-1	5-2	L, 8-9
23. April 28, 2018	Wake Forest	. 1 . .	7	1	2-1	3-1	W, 5-1
24. May 18, 2018	Duke *	0 . . .	5	0	1-2	5-4	W, 20-7
25. Feb. 15, 2019	Illinois-Chicago	0 . . .	3	1	2-2	0-0	W, 6-3



**CAREER HOME RUNS**

\* – Leadoff ITP – Inside-the-Park GS – Grand Slam

26. Feb. 16, 2019	West Virginia	. 1 . .	1	2	2-0	0-0	W, 5-4 (11)
27. Feb. 22, 2019	No. 3 UCLA	* 0 . . .	11	0	1-1	3-3	W, 4-3 (11)
28. March 1, 2019	Northwestern	0 . . .	3	1	2-2	1-0	W, 12-1
29. March 1, 2019	Northwestern	. . . 3 GS	4	2	1-1	2-0	W, 12-1
30. March 2, 2019	Northwestern (1)	0 . . .	5	1	1-0	3-2	W, 9-2
31. March 5, 2019	Kennesaw State	. 1 . . .	3	1	3-0	1-0	W, 10-7
32. March 6, 2019	Kennesaw State	. 1 . . .	1	2	3-2	0-0	W, 9-1
33. March 6, 2019	Kennesaw State	. 1 . . .	7	1	2-2	6-0	W, 9-1
34. March 8, 2019	Miami	0 . . .	10	0	0-2	4-4	W, 5-4
35. March 15, 2019	Virginia	* 0 . . .	2	0	3-2	0-2	L, 9-8
36. March 16, 2019	Virginia	* 0 . . .	6	0	1-1	4-1	W, 7-3
37. April 7, 2019	No. 9 North Carolina	. . 2 . .	8	2	3-2	7-4	W, 10-5
38. April 9, 2019	No. 2 Georgia	* 0 . . .	6	0	2-1	1-7	L, 12-2

CHASE MURRAY	Opponent	On Base	Inning	Outs	Count	Score	Final
1. Feb. 24, 2017	Youngstown State	. . 2 . .	2	2	1-1	8-0	W, 15-6
2. Mar. 12, 2017	at Miami	. 1 . . .	8	0	0-0	4-13	L, 7-17
3. Feb. 24, 2018	Dartmouth (1)	0 . . .	1	1	1-0	0-0	W, 12-9
4. Feb. 24, 2018	Dartmouth (1)	. . 2 . .	2	2	0-0	3-2	W, 12-9
5. April 13, 2018	at Pittsburgh	* 0 . . .	8	0	0-0	1-3	W, 7-3
6. April 21, 2018	at North Carolina	. 1 . . .	4	0	2-0	0-2	L, 8-9
7. April 28, 2018	Wake Forest	* 0 . . .	2	0	0-0	0-0	W, 5-1
8. May 5, 2018	Radford	0 . . .	8	1	0-2	7-8	W, 11-8
9. Feb. 15, 2019	Illinois-Chicago	. 1 . . .	3	1	0-1	1-0	W, 6-3

BARON RADCLIFF	Opponent	On Base	Inning	Outs	Count	Score	Final
1. Mar. 4, 2018	UIC	0 . . .	9	2	2-2	4-12	L, 5-12
2. Mar. 31, 2018	Miami	. . 2 . .	8	2	0-2	8-4	W, 13-4
3. April 18, 2018	Kennesaw State	. 1 . . .	8	0	0-1	15-7	W, 17-7
4. May 5, 2018	Radford	. . 2 . .	10	2	1-1	8-8	W, 11-8
5. Mar. 22, 2018	No. 4 Louisville	0 . . .	9	2	2-2	2-1	W, 31
6. Mar. 23, 2018	No. 4 Louisville	. 1 . . .	2	1	0-0	0-0	W, 4-0
7. Mar. 26, 2019	No. 4 Georgia	. 1 . . .	5	2	2-2	4-2	W, 11-2
8. April 13, 2018	Boston College	* 0 . . .	2	0	0-0	0-0	W, 9-1

OSCAR SERRATOS	Opponent	On Base	Inning	Outs	Count	Score	Final
1. Mar. 21, 2018	Mercer	* 0 . . .	3	0	3-2	0-3	L, 2-6
2. April 8, 2018	Florida State	0 . . .	6	2	3-2	9-1	W, 16-3
3. May 5, 2018	Radford	0 . . .	3	2	0-1	3-2	W, 11-8
4. Feb. 15, 2019	Illinois-Chicago	0 . . .	3	1	1-0	3-0	W, 6-3
5. Feb. 27, 2019	Georgia State	0 . . .	6	1	3-2	7-0	W, 10-0

LUKE WADDELL	Opponent	On Base	Inning	Outs	Count	Score	Final
1. Mar. 16, 2018	Virginia Tech	0 . . .	4	1	1-0	4-3	W, 16-9
2. Feb. 22, 2019	No. 3 UCLA	0 . . .	5	2	2-2	2-2	W, 4-3 (11)
2. Mar. 26, 2019	No. 4 Georgia	. 1 . . .	5	1	3-1	1-2	W, 11-2

AUSTIN WILHITE	Opponent	On Base	Inning	Outs	Count	Score	Final
1. Mar. 21, 2017	Auburn	0 . . .	5	1	1-0	0-5	L, 4-7
2. Feb. 24, 2018	Dartmouth (1)	0 . . .	2	0	1-1	2-2	W, 12-9
3. April 8, 2018	Florida State	0 . . . ITP	6	2	1-0	10-1	W, 16-3
4. April 10, 2018	at Mercer	* 0 . . .	8	0	0-1	10-7	W, 16-8
5. April 14, 2018	at Pittsburgh	0 . . .	4	2	1-0	1-0	L, 3-4
6. April 15, 2018	at Pittsburgh	. 1 . . .	4	2	2-1	2-2	L, 5-6
7. May 11, 2018	at Virginia	0 . . .	5	1	1-2	0-1	L, 6-8
8. Mar. 19, 2019	at Mercer	. . 2 . .	5	0	3-2	5-3	W, 14-8

**MULTIPLE HIT GAMES**

	2019 SEASON					CAREER				
	2	3	4	5+	Total	2	3	4	5+	Total
English	8	3	1	-	12	39	10	4	-	53
A. Wilhite	10	1	-	-	11	32	11	2	-	45
Murray	5	-	-	-	5	30	7	2	-	39
Colin Hall	10	3	1	-	14	23	5	1	-	29
McCann	7	3	-	-	10	15	10	1	-	26
Serratos	10	-	-	-	10	15	2	1	-	18
Waddell	7	3	1	-	11	16	3	1	-	20
Guldborg	13	3	2	-	18	14	3	2	-	19
N. Wilhite	8	2	-	-	10	10	3	-	-	13
Carter Hall	-	-	-	-	-	5	-	-	-	5
Radcliff	6	-	-	-	6	7	1	-	-	8
Webb	3	-	-	-	3	3	-	-	-	3
Curry	-	-	-	-	-	1	-	-	-	1

**MULTIPLE RBI GAMES**

	2019 SEASON					CAREER				
	2	3	4	5+	Total	2	3	4	5+	Total
English	5	5	1	-	11	21	11	5	2	39
McCann	6	3	1	1	11	14	6	3	3	26
A. Wilhite	2	1	1	-	4	12	4	2	1	19
Murray	1	-	-	-	1	11	5	1	-	17
Colin Hall	5	1	-	-	6	9	2	-	-	11
Serratos	4	-	-	-	4	8	-	-	-	8
Guldborg	3	2	-	-	5	3	4	-	-	7
Radcliff	4	-	-	-	4	4	3	-	-	7
Waddell	4	1	-	-	5	6	1	-	-	7
N. Wilhite	1	1	-	-	2	5	1	-	-	6
Carter Hall	-	-	-	-	-	2	2	-	-	4
Webb	-	1	-	-	1	-	1	-	-	1
Curry	-	-	-	-	-	1	-	-	-	1

**CAREER WALK-OFF HITS**

Player (Date)	Play	Inn. Final
Murray vs. Pittsburgh (5/6/17)	Sacrifice fly	B9 8-7
A. Wilhite vs. Radford (5/4/18)	Ground-rule double	B9 6-5
Radcliff vs. Radford (5/5/18)	Three-run home run	B10 11-8
N. Wilhite vs. WVU (2/16/19)	Bases-loaded single	B11 5-4
K. McCann vs. #3 UCLA (2/22/19)	Solo home run	B11 4-3
M. Guldborg vs. #9 UNC (4/6/19)	Sacrifice fly	B9 11-10

# STARTERS

## STARTING PITCHER RECORDS

PITCHER	2019 STARTS	2019	CAREER
Jake Brace	1	0-0	0-0
Micah Carpenter	-	-	0-0
Hugh Chapman	-	-	0-1
Xzavion Curry	9	3-2	16-10
Tristin English	-	-	2-4
Keyton Gibson	-	-	5-6
Jonathan Hughes	-	-	4-3
Brant Hurter	8	2-2	7-5
Jake Lee	-	-	4-5
Cort Roedig	3	1-1	1-1
Will Shirah	-	-	0-1
Connor Thomas	10	6-1	13-5
Amos Willingham	8	4-2	4-2

\* CAREER RECORD IS RECORD AS A STARTER (NOT OVERALL)

## STARTING PITCHER STATS

PITCHER	STARTS	IP	W-L	ERA
Brant Hurter	8	46.1	2-2	2.53
Connor Thomas	10	70.0	6-1	2.83
Cort Roedig	4	15.0	1-1	3.60
Amos Willingham	8	35.2	4-2	3.79
Xzavion Curry	9	50.1	3-2	4.29
Jake Brace	1	1.1	0-0	20.25

\* STATS AS A STARTER IN 2019 (NOT OVERALL)

## STARTING PITCHERS GAME-BY-GAME

PITCHER	DATE	OPPONENT	DEC.	IP	H	R	ER	BB	SO	NP	SCORE	FINAL
											W/LEFT	SCORE
Xzavion Curry	2/15	UIC	W	5.0	5	1	1	0	9	88	5-2	6-3
Cort Roedig	2/16	Richmond	L	1.1	1	2	2	3	1	41	0-0	1-7
Connor Thomas	2/16	West Virginia	ND	7.0	5	3	0	2	10	91	4-3	5-4
Xzavion Curry	2/22	No. 3 UCLA	ND	5.0	5	2	1	3	4	91	3-2	4-3
Connor Thomas	2/23	No. 3 UCLA	L	5.0	9	6	6	1	5	80	2-6	2-8
Brant Hurter	2/24	No. 3 UCLA	L	5.0	6	2	1	0	7	78	0-1	0-6
Cort Roedig	2/27	Georgia State	ND	4.0	3	1	1	1	1	53	2-1	7-3
Amos Willingham	2/28	Georgia State	W	6.0	3	0	0	0	5	76	8-0	10-0
Xzavion Curry	3/1	Northwestern	W	5.0	2	0	0	2	7	93	12-0	12-1
Connor Thomas	3/2 (1)	Northwestern	W	7.0	6	2	2	2	6	95	6-2	9-2
Brant Hurter	3/2 (2)	Northwestern	ND	7.0	4	0	0	0	13	90	1-0	1-5
Amos Willingham	3/5	Kennesaw State	W	5.0	5	1	1	1	3	81	5-1	10-7
Cort Roedig	3/6	Kennesaw State	W	5.1	3	0	0	1	7	68	5-0	9-1
Xzavion Curry	3/8	Miami	ND	6.1	7	4	4	0	9	106	4-4	5-4
Connor Thomas	3/9	Miami	ND	6.0	7	3	3	1	5	91	3-3	5-6
Brant Hurter	3/10	Miami	L	5.2	6	7	6	2	8	93	2-7	6-9
Amos Willingham	3/12	Georgia Southern	ND	5.0	7	2	2	0	0	57	3-2	7-6
Xzavion Curry	3/15	Virginia	ND	6.0	8	5	5	2	3	109	5-4	8-9
Connor Thomas	3/16	Virginia	W	7.1	7	2	2	0	6	103	7-1	7-3
Brant Hurter	3/17	Virginia	W	7.0	7	2	2	0	7	93	6-1	6-5
Amos Willingham	3/19	Mercer	W	6.0	6	4	1	0	4	69	14-4	14-8
Xzavion Curry	3/22	No. 4 Louisville	W	8.0	1	1	1	2	9	113	3-1	3-1
Connor Thomas	3/23	No. 4 Louisville	W	9.0	5	0	0	2	5	96		4-0
Brant Hurter	3/24	No. 4 Louisville	ND	6.0	8	3	3	2	4	96	3-2	4-5
Amos Willingham	3/26	No. 4 Georgia	W	6.1	6	2	2	2	8	107	11-2	11-2
Xzavion Curry	3/29	Notre Dame	ND	4.0	5	4	4	2	5	77	5-4	6-9
Connor Thomas	3/30	Notre Dame	W	7.0	5	0	0	0	10	93	11-0	11-2
Brant Hurter	3/31	Notre Dame	ND	6.0	3	3	1	3	3	102	5-3	8-7
Jake Brace	4/2	No. 15 Auburn	ND	1.1	5	3	3	1	0	37	0-3	9-3
Amos Willingham	4/5	No. 9 UNC	L	4.0	6	6	4	5	1	89	1-6	4-11
Connor Thomas	4/6	No. 9 UNC	ND	6.2	8	4	4	2	9	102	9-2	11-10
Cort Roedig	4/7	No. 9 UNC	ND	4.1	2	4	4	1	3	67	3-4	10-5
Amos Willingham	4/9	No. 2 Georgia	L	2.0	3	3	2	0	0	33	0-3	2-12
Xzavion Curry	4/12	Boston College	L	5.0	11	7	4	0	4	82	0-7	2-9
Connor Thomas	4/13	Boston College	W	7.0	5	1	1	1	4	93	9-1	9-1
Brant Hurter	4/14	Boston College	W	7.0	2	0	0	3	9	98	7-0	7-0
Amos Willingham	4/16	No. 23 Auburn	ND	1.1	3	3	3	3	0	40	0-3	11-6
Xzavion Curry	4/18	Virginia Tech	L	6.0	7	3	3	3	4	93	2-3	2-3
Connor Thomas	4/20	Virginia Tech-1	W	8.0	10	5	4	1	9	97	7-5	7-5
Brant Hurter	4/20	Virginia Tech-2	ND	2.2	0	0	0	3	3	57	0-0	4-3

**BULLPEN GAME-BY-GAME**

OPPONENT	DATE	W-L-S	PITCHERS	INN.	IP	H	R-ER	BB-SO
UIC	2/15	S	Hurter, Hughes, English (S)	6th	4.0	1	1-1	1-5
Richmond	2/16		Willingham, Carpenter, Shirah	2nd	7.2	12	6-6	3-6
West Virginia	2/16	W	English, Gibson, Bartnicki (W)	8th	4.0	1	1-1	0-8
UCLA	2/22	W	Bartnicki, Hughes, English (W)	6th	6.0	4	1-1	2-4
UCLA	2/23		Chapman, Carpenter, Shirah, Lee, Willingham	6th	3.0	4	2-2	1-2
UCLA	2/24		Gibson, Bartnicki, Hughes, Lee, Shirah, Chapman	6th	3.0	6	4-2	3-4
Georgia State	2/26	W	Gibson (W), English	5th	4.0	3	2-2	1-5
Georgia State	2/27		Bartnicki, Mannelly	7th	3.0	3	0-0	0-5
Northwestern	3/1		Brace, Barlow, Winborne	6th	4.0	3	1-1	2-0
Northwestern	3/2 (1)		Hughes	8th	2.0	1	0-0	0-2
Northwestern	3/2 (2)	L	Gibson, English, Bartnicki, Chapman, Mannelly	8th	2.0	6	5-5	1-1
Kennesaw State	3/5	W	Bartnicki, Carpenter	6th	4.0	7	6-6	3-10
Kennesaw State	3/6	W	Mannelly, Chapman, Hughes	6th	3.2	2	1-1	2-4
Miami	3/8	W	Hughes	7th	3.2	3	0-0	1-0
Miami	3/9	L	Gibson	7th	2.2	3	3-3	1-3
Miami	3/10		Willingham, Carpenter, Bartnicki, Lee	6th	2.1	4	2-2	2-4
Georgia Southern	3/12	W, S	Roedig, Gibson, Hughes, Bartnicki	6th	4.0	6	4-2	3-1
Virginia	3/15	L	Bartnicki, Hughes, Gibson	7th	3.0	5	4-4	0-0
Virginia	3/16		Chapman	8th	1.2	1	1-0	0-0
Virginia	3/17	S	Gibson, Lee, Bartnicki, English	8th	2.0	4	3-3	2-1
Mercer	3/19		Shirah, Roedig, Lee, Carpenter	7th	3.0	2	4-4	5-3
Louisville	3/22	S	English	9th	1.0	1	0-0	0-1
Louisville	3/23		N/A					
Louisville	3/24	L	Lee, Bartnicki, Hughes	7th	2.2	4	2-2	4-4
Georgia	3/26		Lee	7th	0.2	0	0-0	0-0
Notre Dame	3/29	L	Lee, Gibson, Bartnicki, Hughes, Carpenter, Brace	5th	5.0	8	5-4	5-7
Notre Dame	3/30		Shirah, Roedig	8th	2.0	4	1-1	2-0
Notre Dame	3/31	W	Chapman, English	7th	3.0	5	4-3	3-3
Auburn	4/2	W	Bartnicki, Hughes (W), Gibson	2nd	7.2	6	0-0	2-9
North Carolina	4/5		Shirah, Carpenter, Barlow, Winborne	5th	4.0	7	5-5	3-3
North Carolina	4/6	W	Chapman, Bartnicki, Gibson, Hughes (W)	7th	2.1	6	6-6	4-2
North Carolina	4/7	W	Bartnicki, Curry (W), English	4th	4.2	4	1-1	3-9
Georgia	4/9		Bartnicki, Hughes, Gibson, Shirah, Lee, Barlow, Carpenter	3rd	6.0	11	9-8	6-4
Boston College	4/12		Lee, Brace, Winborne	6th	3.0	3	2-2	1-6
Boston College	4/13		Carpenter	8th	2.0	1	0-0	1-4
Boston College	4/14		Bartnicki	8th	2.0	3	0-0	0-1
Auburn	3/16	W	Lee, Roedig, Hughes (W), Chapman, Carpenter	2nd	7.2	10	3-2	2-8
Virginia Tech	4/18		Bartnicki	7th	2.0	2	0-0	3-4
Virginia Tech-1	4/20	S	English (S)	9th	1.0	0	0-0	0-0
Virginia Tech-2	4/20	W, S	Hughes (W), Bartnicki, Lee, Carpenter (S)	3rd	6.1	3	3-3	6-7

**OUT OF THE BULLPEN \***

PITCHER	W-L-S	APP	ERA	IP	H	R	ER	BB	K	B/AVG.
Xzavion Curry	1-0-0	1	0.00	3.0	1	0	0	2	7	.100
Joseph Mannelly	0-0-0	3	0.00	2.2	2	0	0	0	2	.250
Brant Hurter	0-0-0	1	0.00	1.0	0	0	0	1	3	.000
Jonathan Hughes	6-2-0	15	3.31	32.2	35	16	12	14	24	.285
Micah Carpenter	0-0-1	11	4.30	14.2	18	7	7	6	23	.295
Tristin English	2-0-4	10	4.40	14.1	14	8	7	3	12	.259
Jake Brace	0-0-0	3	4.50	4.0	5	2	2	2	3	.357
Walker Barlow	0-0-0	3	4.50	2.0	1	1	1	1	0	.143
Hugh Chapman	0-0-0	8	4.91	7.1	9	5	4	2	5	.290
Robert Winborne	0-0-0	3	5.40	3.1	5	2	2	3	3	.357
Cort Roedig	0-0-0	4	5.40	5.0	6	5	3	5	5	.273
Luke Bartnicki	0-0-1	19	6.63	19.0	29	15	14	13	21	.367
Jake Lee	0-1-0	11	6.75	6.2	6	5	5	5	12	.231
Will Shirah	0-0-0	7	9.53	5.2	8	6	6	6	2	.333
Keyton Gibson	1-2-0	12	9.88	13.2	9	15	15	11	17	.191
Amos Willingham	0-0-0	2	11.57	4.2	9	6	6	2	3	.409

\* DOES NOT INCLUDE STARTS

**BULLPEN****SAVE OPPORTUNITIES**

PITCHER	2019	CAREER
Micah Carpenter	1/1	1/2
Tristin English	4/5	4/5
Jonathan Hughes	0/4	1/6
Jake Lee	-	2/2
Connor Thomas	-	1/2
Luke Bartnicki	1/1	1/1

**INHERITED RUNNERS**

PITCHER	2019	CAREER
Luke Bartnicki	15/3	15/3
Jake Brace	-	3/1
Micah Carpenter	4/2	40/21
Hugh Chapman	3/0	7/2
Xzavion Curry	1/0	1/0
Tristin English	4/4	11/6
Keyton Gibson	6/4	23/14
Jonathan Hughes	12/3	13/4
Brant Hurter	1/0	3/0
Jake Lee	12/4	48/23
Joseph Mannelly	3/0	8/1
Oscar Serratos	-	5/0
Will Shirah	5/1	5/1
Connor Thomas	-	3/2
Cameron Turley	-	0/0
Nick Wilhite	-	1/0
Amos Willingham	5/3	5/3
Robert Winborne	-	50/25



## GAME-BY-GAME RESULTS

### PITCHER OF RECORD

DATE	OPPONENT	W-L	SCORE	ATT.	GT PITCHER	OPP. PITCHER	RECORD	NOTES
2/15	UIC	W	6-3	1,017	Xzavion Curry	Jacob Key	1-0	Curry throws 5.0 scoreless, 9 K's; Three homers in third inning; English save
2/16	Richmond	L	7-1	1,240	Cort Roedig	Jacob Lamb	1-1	Held to just five hits to UR's 13; Finished 1-11 with runners on; went 0-8 with RISP
2/16	West Virginia	W	5-4 (11)	1,163	Luke Bartnicki	Beau Lowery	2-1	Thomas fans 10 in 7.0 for no decision; Bartnicki first app.; N. Wilhite walks off in 11th
2/22	No. 3 UCLA	W	4-3 (11)	1,134	Tristin English	Kyle Mora	3-1	Curry allows one earned in 5.0; English throws shutout final 3.0; McCann walk-off HR
2/23	No. 3 UCLA	L	8-2	1,251	Connor Thomas	Jack Ralston	3-2	Tech held to just four hits; Webb starts at 2B for injured Waddell; pen allows 1 R in 4.0
2/24	No. 3 UCLA	L	6-0	1,501	Brant Hurter	Jesse Bergin	3-3	Tech is shut out, held to four hits; Hurter deals 7 Ks, 1 ER in 5.0; McCann doubles
2/26	Georgia State	W	7-3	731	Keyton Gibson	Joseph Brandon	4-3	Gibson throws hitless 3.0 with 4 K's; Guldberg has three hits, McCann has two hits
2/27	Georgia State	W	10-0	243	Amos Willingham	Brendon Case	5-3	Tech issues 10 K's, no walks; Willingham throws 6.0 shutout; N. Wilhite has three hits
3/1	Northwestern	W	12-1	880	Xzavion Curry	Hank Christie	6-3	Curry throws 5.0 shutout innings, McCann launches two HR, one grand slam
3/2	Northwestern [1]	W	9-2	1,129	Connor Thomas	Quinn Lavelle	7-3	Thomas throws gem, Hughes closes final 2.0; McCann solo HR
3/2	Northwestern [2]	L	1-5	1,131	Keyton Gibson	Ryan Bader	7-4	Hurter fans 13 in 7.0 innings, no walks; GT gives up five runs in the eighth for loss
3/5	Kennesaw State	W	10-7	302	Amos Willingham	L. McLinskey	8-4	Tech combines for 14 hits, builds 10-1 lead then subs in nine new players
3/6	Kennesaw State	W	9-1	635	Cort Roedig	Jared Rine	9-4	Roedig tosses career start, fanning high seven; McCann blasts two home runs
3/8	Miami *	W	5-4 (10)	2,729	Jonathan Hughes	D. Federman	10-4	English homers twice; Hughes tosses 3.2 scoreless in relief, McCann homers in 10th
3/9	Miami *	L	6-5	2,801	Keyton Gibson	T. Keysor	10-5	Tech battles back from 0-3 deficit, takes 5-4 lead in eighth; Miami walk-off HR in 9th
3/10	Miami *	L	9-6	2,320	Brant Hurter	Brian Van Belle	10-6	Two errors and 2-out runs doom Tech; English homers; Tech scores four in ninth
3/12	Georgia Southern	W	7-6	990	Jonathan Hughes	Jonathan Edwards	11-6	Come-from-behind win, season-high six walks issued; English, Guldberg three doubles
3/15	Virginia *	L	9-8	1,055	Jonathan Hughes	Devlin Ortiz	11-7	Tech allowed five runs over final three innings, three in ninth; Guldberg belts four hits
3/16	Virginia *	W	7-3	986	Connor Thomas	Griff McGarry	12-7	Quality start win for Thomas, fans six, walks none; 9-1-2 lineup spots combine for 9 hits
3/17	Virginia *	W	6-5	1,031	Brant Hurter	Mike Vasil	13-7	Huter shoves for 7.0 IP, gets 7 K's; UVA scores three in eighth; English gets second save
3/19	Mercer	W	14-8	678	Amos Willingham	Sawyer Gipson-Long	14-7	Season-high 18 hits; Career-high four hits for Waddell, Hall; Willingham throws first QS
3/22	No. 4 Louisville *	W	3-1	1,110	Xzavion Curry	Reid Detmers	15-7	Curry holds UL to one hit, one run in 8.0 IP; English save; Tech scores 3 over final three
3/23	No. 4 Louisville *	W	4-0	1,260	Connor Thomas	Nick Bennett	16-7	Thomas throws first-career complete-game shutout, allowing just five hits total
3/24	No. 4 Louisville *	L	5-4	833	Jonathan Hughes	Michael Kirian	16-8	Tech is a pitch away twice before a bases-loaded 2-RBI single walks it off for UL
3/26	No. 4 Georgia	W	11-2 (7)	1,974	Amos Willingham	Adam Goodman	17-8	Willingham throws 5.1 shutout while, scoring 10 over 5th, 6th; Waddell, Radcliff homer
3/29	Notre Dame*	L	9-6	1,285	Jake Lee	Tommy Sheehan	17-9	ND starts hot, Curry allows 4 runs in 4.0; English 3 H, 4 RBI, can't complete comeback
3/30	Notre Dame*	W	11-2	1,866	Connor Thomas	Cameron Brown	18-9	Thomas throws shutout 7.0 IP; Tech jumps up 8-0 in first 2 innings; six multi-hit players
3/31	Notre Dame*	W	8-7	1,169	Tristin English	Joe Boyle	19-9	ND storms back from 0-5 to take 7-5 lead, Serratos hits 3 RBI double to win in 8th
4/2	No. 15 Auburn	W	9-3	3,626	Jonathan Hughes	Kyle Gray	20-9	Bullpen throws 7.2 shutout IP, Guldberg, McCann, English combine for 7 RBI
4/5	No. 9 North Carolina *	L	11-4	1,332	Amos Willingham	Tyler Baum	20-10	Curry misses start due to injury, UNC scores six in opening third of game
4/6	No. 9 North Carolina *	W	11-10	1,758	Jonathan Hughes	Austin Love	21-10	Bullpen allows 6 as UNC ties in ninth; English cycles; Guldberg sac fly walk-off
4/7	No. 9 North Carolina *	W	10-5	1,442	Xzavion Curry	Joey Lancellotti	22-10	Curry makes first relief app. K-ing 7 over 3.0; two 3-run HR by English, McCann
4/9	No. 2 Georgia	L	12-2	3,009	Amos Willingham	Tim Elliott	22-11	McCann, English both solo homer; UGA homered twice on 14 hits, held Tech to six hits
4/12	Boston College *	L	9-2	178	Xzavion Curry	Dan Metzdorf	22-12	Tech held to just seven hits, committing two errors in the field, allows 3 unearned runs
4/13	Boston College *	W	9-1	379	Connor Thomas	Joey Walsh	23-12	6-9-hole hitters combine for 6 RBI; CT throws gem, allows 1 run, 5 hits over 7 IP
4/14	Boston College *	W	7-0	318	Brant Hurter	Mason Pelio	24-12	Hurter returns after injury, shuts out BC with 9 K's, 2 H day; Waddell, Webb get 2 H
3/16	No. 23 Auburn	W	11-6	1,657	Jonathan Hughes	Blake Schilleci	25-12	5 multi-hit players, 2 multi-RBI; Hall has 3 H, Webb 3 RBI; bullpen works 3 R over 7.2 IP
4/18	Virginia Tech	L	3-2	784	Xzavion Curry	Jaison Heard	25-13	Two wind-blown home runs prove to be difference; Guldberg lone multi-hit Jacket
4/20	Virginia [1]	W	7-5	-	Connor Thomas	Chris Gerard	26-13	CT goes 8.0 IP, striking out nine, English closes; Radcliff, Hall, Webb with multi-hits
4/20	Virginia [2]	W	4-3	533	Jonathan Hughes	Peyton Alford	27-13	No-hitter into eighth; Hughes strikes out 6 in two-hit 5.0 IP; N. Wilhite, Radcliff = 5 hits

[ ] game in doubleheader

( ) extra inning game

\* ACC games

# Children's Healthcare of Atlanta Spring Classic (SunTrust Park)

# 2019 OVERALL SEASON STATISTICS

RECORD: 27-13 HOME: 16-7 AWAY: 11-6 NEUTRAL: 0-0 ACC: 13-8

Player	avg	gp-gs	ab	r	h	2b	3b	hr	rbi	tb	slg%	bb	hp	so	gdp	ob%	sf	sh	sb-att	po	a	e	fld%
Michael Guldberg	.394	38-37	132	32	52	3	1	0	21	57	.432	19	4	18	1	.475	3	7	4-4	22	2	1	.960
Tristin English	.310	36-36	129	36	40	11	2	9	36	82	.636	12	16	21	4	.420	5	0	0-0	275	16	4	.986
Luke Waddell	.306	36-36	147	32	45	6	1	2	23	59	.401	23	4	16	1	.409	2	1	6-6	41	108	3	.980
Kyle McCann	.303	40-40	145	30	44	9	0	14	43	95	.655	41	4	48	0	.468	0	0	0-0	300	33	2	.994
Colin Hall	.287	40-40	157	26	45	12	0	1	23	60	.382	12	0	34	1	.331	3	3	2-2	50	3	3	.946
Austin Wilhite	.286	38-38	133	26	38	7	1	1	20	50	.376	27	2	36	2	.406	3	2	11-11	69	111	7	.963
Nick Wilhite	.268	40-40	138	21	37	3	0	0	19	40	.290	23	1	25	5	.377	0	3	7-9	107	2	1	.991
Baron Radcliff	.248	36-26	101	15	25	5	0	4	18	42	.416	29	0	32	0	.412	1	0	3-3	49	1	0	1.000
Oscar Serratos	.242	35-34	128	16	31	4	1	2	19	43	.336	10	4	38	3	.313	2	0	4-4	12	45	12	.826
Chase Murray	.225	18-17	71	13	16	2	0	1	5	21	.296	7	0	16	2	.295	0	0	3-4	32	1	0	1.000
-----																							
Charlie Benson	.333	11-0	6	1	2	0	0	0	1	2	.333	2	2	4	0	.600	0	0	1-1	5	2	0	1.000
Jackson Webb	.321	25-13	53	10	17	2	1	0	8	21	.396	7	1	15	0	.403	1	5	7-7	44	29	2	.973
Paxton Rigby	.143	7-0	7	0	1	0	0	0	1	1	.143	0	0	1	0	.125	1	0	0-0	2	0	0	1.000
Jamie Taylor	.143	6-1	7	0	1	0	0	0	0	1	.143	1	0	3	0	.250	0	0	0-0	28	2	0	1.000
Cole Neuber	.000	11-0	8	0	0	0	0	0	0	0	.000	3	1	2	0	.333	0	0	0-0	1	0	0	1.000
Ryan Miller	.000	4-0	4	0	0	0	0	0	0	0	.000	0	0	4	0	.000	0	0	0-0	4	0	0	1.000
Cameron Turley	.000	6-2	4	1	0	0	0	0	0	0	.000	4	0	3	0	.500	0	1	0-0	18	3	0	1.000
Micah Carpenter	.000	1-0	1	0	0	0	0	0	0	0	.000	0	0	0	0	.000	0	0	0-0	3	1	0	1.000
Billy Zinnershine	.000	3-0	1	0	0	0	0	0	0	0	.000	1	0	0	0	.500	0	0	0-0	1	2	1	.750
Totals	.287	40	1372	259	394	64	7	34	237	574	.418	221	39	316	19	.396	21	22	48-51	1075	402	42	.972
Opponents	.261	40	1395	194	364	67	2	34	179	537	.385	136	19	352	23	.332	15	14	29-35	1045	366	40	.972

LOB - Team (371), Opp (310). DPs turned - Team (30), Opp (30). IBB - Team (20), McCann, K 14, Hall, Co 2, English, T 1, Murray, C 1, Serratos, O 1, Neuber, C 1, Opp (4). Picked off - Wilhite, N 2, Murray, C 1.

## (All games Sorted by Earned run avg)

Player	era	w-l	app	gs	cg	sho	sv	ip	h	r	er	bb	so	2b	3b	hr	b/avg	wp	hp	bk	sfa	sha	
Brant Hurter	2.47	2-2	9	8	0	0/1	0	47.1	36	17	13	14	57	3	1	1	.199	0	4	0	1	3	
Connor Thomas	2.83	6-1	10	10	1	1/0	0	70.0	67	26	22	12	69	16	0	4	.243	1	1	0	1	2	
Jonathan Hughes	3.31	6-2	15	0	0	0/0	0	32.2	35	16	12	14	24	9	0	0	.285	7	3	0	4	2	
Xzavion Curry	4.05	4-2	10	9	0	0/0	0	53.1	52	28	24	16	61	12	1	6	.255	4	4	0	4	2	
Amos Willingham	4.69	4-2	11	8	0	0/1	0	40.1	48	27	21	13	24	6	0	7	.293	3	0	1	1	1	
-----																							
Joseph Mannelly	0.00	0-0	3	0	0	0/1	0	2.2	2	0	0	0	2	0	0	0	.250	2	0	0	0	0	
Roedig, C	4.05	1-1	8	4	0	0/0	0	20.0	15	11	9	11	17	4	0	3	.203	1	2	0	0	0	
Micah Carpenter	4.30	0-0	11	0	0	0/0	1	14.2	18	7	7	6	23	3	0	4	.295	3	0	0	0	0	
Tristin English	4.40	2-0	10	0	0	0/0	4	14.1	14	8	7	4	12	4	0	1	.259	0	0	0	1	1	
Walker Barlow	4.50	0-0	3	0	0	0/0	0	2.0	1	1	1	1	0	0	0	0	.143	0	1	0	0	0	
Hugh Chapman	4.91	0-0	8	0	0	0/0	0	7.1	9	5	4	2	5	2	0	1	.290	2	0	0	0	0	
Robert Winborne	5.40	0-0	3	0	0	0/0	0	3.1	5	2	2	3	3	0	0	0	.357	0	0	0	0	0	
Luke Bartnicki	6.63	1-0	19	0	0	0/2	1	19.0	29	15	14	13	21	5	0	0	.367	1	1	0	1	0	
Jake Lee	6.75	0-1	12	0	0	0/0	0	6.2	6	5	5	7	12	2	0	2	.231	1	0	0	0	0	
Jake Brace	8.44	0-0	4	1	0	0/0	0	5.1	10	5	5	3	3	1	0	0	.455	1	1	0	0	1	
Will Shirah	9.53	0-0	7	0	0	0/0	0	5.2	8	6	6	6	2	0	0	2	.333	3	0	0	1	0	
Keyton Gibson	9.88	1-2	12	0	0	0/0	0	13.2	9	15	15	11	17	0	0	3	.191	2	2	1	1	2	
Totals	4.19	27-13	40	40	1	3/2	6	358.1	364	194	167	136	352	67	2	34	.261	31	19	2	15	14	
Opponents	5.97	13-27	40	40	0	1/1	4	348.1	394	259	231	221	316	64	7	34	.287	48	39	9	21	22	

PB - Team (6), McCann, K 5, Taylor, J 1, Opp (12). Pickoffs - Team (3), Bartnicki, L 1, Hughes, J 1, McCann, K 1, Opp (3). SBA/ATT - McCann, K (23-27), Willingham (4-6), Hurter, B (5-5), Roedig, C (3-4), Turley, C (3-4), Hughes, J (3-4), Thomas, C (4-4), Gibson, K (3-4), Bartnicki, L (3-3), Curry, X (2-3), Taylor, J (2-2), Brace, J (1-1), Lee, J (1-1).

## STARTING LINEUPS BY BATTING ORDER

Date	Opponent	No. (Time)	Record	1	2	3	4	5	6	7	8	9
2/15	Illinois-Chicago	1 (1)	1-0	Waddell	McCann	English	Murray	Serratos	Co. Hall	A. Wilhite	Guldborg	N. Wilhite
2/16	Richmond	2 (1)	1-1	Waddell	McCann	English	Murray	Serratos	Co. Hall	A. Wilhite	Turley	N. Wilhite
2/16	West Virginia	3 (1)	2-1	Waddell	Murray	English	McCann	Serratos	Co. Hall	A. Wilhite	Guldborg	N. Wilhite
2/22	No. 3 UCLA	4 (2)	3-1	Waddell	Murray	English	McCann	Serratos	Co. Hall	A. Wilhite	Guldborg	N. Wilhite
2/23	No. 3 UCLA	5 (1)	3-2	Murray	Co. Hall	English	McCann	Serratos	Guldborg	A. Wilhite	Webb	N. Wilhite
2/24	No. 3 UCLA	6 (1)	3-3	Murray	Co. Hall	English	McCann	Guldborg	A. Wilhite	Serratos	Webb	N. Wilhite
2/26	Georgia State	7 (1)	4-3	Murray	Guldborg	English	McCann	Serratos	Co. Hall	A. Wilhite	Webb	N. Wilhite
2/27	Georgia State	8 (2)	5-3	Murray	Guldborg	English	McCann	Serratos	Co. Hall	A. Wilhite	Webb	N. Wilhite
3/1	Northwestern	9 (1)	6-3	Murray	Guldborg	English	McCann	Serratos	Co. Hall	A. Wilhite	Waddell	N. Wilhite
3/2	Northwestern [1]	10 (2)	7-3	Murray	Guldborg	English	McCann	Serratos	Co. Hall	A. Wilhite	Waddell	N. Wilhite
3/2	Northwestern [2]	11 (1)	7-4	Murray	Wilhite	English	McCann	Serratos	Co. Hall	Waddell	Taylor	N. Wilhite
3/5	Kennesaw State	12 (1)	8-4	Waddell	Guldborg	English	McCann	Serratos	Co. Hall	A. Wilhite	Murray	N. Wilhite
3/6	Kennesaw State	13 (3)	9-4	Murray	Guldborg	English	McCann	Serratos	Co. Hall	A. Wilhite	Waddell	N. Wilhite
3/8	Miami*	14 (1)	10-4	Waddell	Guldborg	English	McCann	Serratos	Co. Hall	A. Wilhite	Murray	N. Wilhite
3/9	Miami*	15 (1)	10-5	Waddell	Guldborg	English	McCann	Serratos	Co. Hall	Murray	Radcliff	N. Wilhite
3/10	Miami*	16 (1)	10-6	Waddell	Co. Hall	English	McCann	Serratos	Radcliff	A. Wilhite	Guldborg	N. Wilhite
3/12	Georgia Southern	17 (1)	11-6	Waddell	Guldborg	English	McCann	Serratos	Co. Hall	Radcliff	Webb	N. Wilhite
3/15	Virginia *	18 (1)	11-7	Waddell	Guldborg	English	McCann	Serratos	Co. Hall	A. Wilhite	Radcliff	N. Wilhite
3/16	Virginia *	19 (1)	12-7	Waddell	Guldborg	English	McCann	Serratos	Co. Hall	Radcliff	A. Wilhite	N. Wilhite
3/17	Virginia *	20 (1)	13-7	Waddell	Guldborg	McCann	English	Serratos	Co. Hall	Radcliff	A. Wilhite	N. Wilhite
3/19	Mercer	21 (1)	14-7	Waddell	Guldborg	McCann	English	Radcliff	Co. Hall	A. Wilhite	Webb	N. Wilhite
3/22	No. 4 Louisville*	22 (2)	15-7	Waddell	Guldborg	McCann	English	Serratos	Co. Hall	Radcliff	A. Wilhite	N. Wilhite
3/23	No. 4 Louisville*	23 (3)	16-7	Waddell	Guldborg	McCann	English	Serratos	Co. Hall	Radcliff	A. Wilhite	N. Wilhite
3/24	No. 4 Louisville*	24 (4)	16-8	Waddell	Guldborg	McCann	English	Serratos	Co. Hall	Radcliff	A. Wilhite	N. Wilhite
3/26	No. 4 Georgia	25 (1)	17-8	Waddell	Guldborg	McCann	English	Radcliff	Co. Hall	Serratos	A. Wilhite	N. Wilhite
3/29	Notre Dame*	26 (2)	17-9	Waddell	Guldborg	McCann	English	Radcliff	Co. Hall	Serratos	A. Wilhite	N. Wilhite
3/30	Notre Dame*	27 (3)	18-9	Waddell	Guldborg	McCann	English	Radcliff	Co. Hall	Serratos	A. Wilhite	N. Wilhite
3/31	Notre Dame*	28 (1)	19-9	Waddell	Co. Hall	McCann	English	Radcliff	Serratos	A. Wilhite	Webb	N. Wilhite
4/2	No. 15 Auburn	29 (4)	20-9	Waddell	Guldborg	McCann	English	Radcliff	Co. Hall	Serratos	A. Wilhite	N. Wilhite
4/5	No. 9 UNC	30 (5)	20-10	Waddell	Guldborg	McCann	English	Radcliff	Co. Hall	Serratos	A. Wilhite	N. Wilhite
4/6	No. 9 UNC	31 (6)	21-10	Waddell	Guldborg	McCann	English	Radcliff	Co. Hall	Serratos	A. Wilhite	N. Wilhite
4/7	No. 9 UNC	32 (2)	22-10	Waddell	Guldborg	McCann	English	Radcliff	Co. Hall	A. Wilhite	Webb	N. Wilhite
4/9	No. 2 Georgia	33 (7)	22-11	Waddell	Guldborg	McCann	English	Radcliff	Co. Hall	Serratos	A. Wilhite	N. Wilhite
4/12	Boston College *	34 (8)	22-12	Waddell	Guldborg	McCann	English	Radcliff	Co. Hall	Serratos	A. Wilhite	N. Wilhite
4/13	Boston College *	35 (1)	23-12	Waddell	Guldborg	McCann	English	Radcliff	Co. Hall	A. Wilhite	Serratos	N. Wilhite
4/14	Boston College *	36 (2)	24-12	Waddell	Guldborg	McCann	English	Radcliff	Co. Hall	A. Wilhite	Webb	N. Wilhite
4/16	No. 23 Auburn	37 (1)	25-12	Waddell	Guldborg	McCann	Radcliff	A. Wilhite	Co. Hall	Webb	Turley	N. Wilhite
4/19	Virginia Tech *	38 (1)	25-13	Waddell	Guldborg	McCann	Radcliff	A. Wilhite	Co. Hall	Serratos	Webb	N. Wilhite
4/20	Virginia Tech * [1]	39 (1)	26-13	Waddell	Guldborg	McCann	Radcliff	A. Wilhite	Co. Hall	Murray	Webb	N. Wilhite
4/20	Virginia Tech * [2]	40 (2)	27-13	Waddell	Guldborg	McCann	Radcliff	A. Wilhite	Co. Hall	Murray	Webb	N. Wilhite

[ ] game in doubleheader

\* ACC games

# Children's Healthcare of Atlanta Spring Classic (SunTrust Park)

## STARTING LINEUPS BY POSITION

Date	Opponent	No. (Time)	Record	C	1B	2B	3B	SS	LF	CF	RF	DH
2/15	Illinois-Chicago	1 (1)	1-0	McCann	English	Waddell	Serratos	A. Wilhite	Murray	N. Wilhite	Co. Hall	Guldborg
2/16	Richmond	2 (1)	1-1	Turley	English	Waddell	Serratos	A. Wilhite	Murray	N. Wilhite	Co. Hall	McCann
2/16	West Virginia	3 (2)	2-1	McCann	English	Waddell	Serratos	A. Wilhite	Murray	N. Wilhite	Co. Hall	Guldborg
2/22	No. 3 UCLA	4 (3)	3-1	McCann	English	Waddell	Serratos	A. Wilhite	Murray	N. Wilhite	Co. Hall	Guldborg
2/23	No. 3 UCLA	5 (1)	3-2	McCann	English	Webb	Serratos	A. Wilhite	Murray	N. Wilhite	Co. Hall	Guldborg
2/24	No. 3 UCLA	6 (2)	3-3	McCann	English	Webb	Serratos	A. Wilhite	Murray	N. Wilhite	Co. Hall	Guldborg
2/26	Georgia State	7 (3)	4-3	McCann	English	Webb	Serratos	A. Wilhite	Murray	N. Wilhite	Co. Hall	Guldborg
2/27	Georgia State	8 (4)	5-3	McCann	English	Webb	Serratos	A. Wilhite	Murray	N. Wilhite	Co. Hall	Guldborg
3/1	Northwestern	9 (4)	6-3	McCann	English	Waddell	Serratos	A. Wilhite	Murray	N. Wilhite	Co. Hall	Guldborg
3/2	Northwestern [1]	10 (5)	7-3	McCann	English	Waddell	Serratos	A. Wilhite	Murray	N. Wilhite	Co. Hall	Guldborg
3/2	Northwestern [2]	11 (1)	7-4	Taylor	English	Waddell	Serratos	A. Wilhite	Murray	N. Wilhite	Co. Hall	Guldborg
3/5	Kennesaw State	12 (6)	8-4	McCann	English	Waddell	Serratos	A. Wilhite	Murray	N. Wilhite	Co. Hall	Guldborg
3/6	Kennesaw State	13 (7)	9-4	McCann	English	Waddell	Serratos	A. Wilhite	Murray	N. Wilhite	Co. Hall	Guldborg
3/8	Miami*	14 (8)	10-4	McCann	English	Waddell	Serratos	A. Wilhite	Murray	N. Wilhite	Co. Hall	Guldborg
3/9	Miami*	15 (1)	10-5	McCann	English	Guldborg	Serratos	Waddell	Murray	N. Wilhite	Co. Hall	Radcliff
3/10	Miami*	16 (1)	10-6	McCann	English	Waddell	Serratos	A. Wilhite	Radcliff	N. Wilhite	Co. Hall	Guldborg
3/12	Georgia Southern	17 (1)	11-6	McCann	English	Webb	Serratos	Waddell	Co. Hall	N. Wilhite	Radcliff	Guldborg
3/15	Virginia*	18 (2)	11-7	McCann	English	Waddell	Serratos	A. Wilhite	Co. Hall	N. Wilhite	Radcliff	Guldborg
3/16	Virginia*	19 (1)	12-7	McCann	English	A. Wilhite	Serratos	Waddell	Co. Hall	N. Wilhite	Radcliff	Guldborg
3/17	Virginia*	20 (2)	13-7	McCann	English	A. Wilhite	Serratos	Waddell	Co. Hall	N. Wilhite	Radcliff	Guldborg
3/19	Mercer	21 (1)	14-7	McCann	English	A. Wilhite	Webb	Waddell	Co. Hall	N. Wilhite	Radcliff	Guldborg
3/22	No. 4 Louisville*	22 (3)	15-7	McCann	English	A. Wilhite	Serratos	Waddell	Co. Hall	N. Wilhite	Radcliff	Guldborg
3/23	No. 4 Louisville*	23 (4)	16-7	McCann	English	A. Wilhite	Serratos	Waddell	Co. Hall	N. Wilhite	Radcliff	Guldborg
3/24	No. 4 Louisville*	24 (5)	16-8	McCann	English	A. Wilhite	Serratos	Waddell	Co. Hall	N. Wilhite	Radcliff	Guldborg
3/26	No. 4 Georgia	25 (6)	17-8	McCann	English	A. Wilhite	Serratos	Waddell	Co. Hall	N. Wilhite	Radcliff	Guldborg
3/29	Notre Dame*	26 (7)	17-9	McCann	English	A. Wilhite	Serratos	Waddell	Co. Hall	N. Wilhite	Radcliff	Guldborg
3/30	Notre Dame*	27 (8)	18-9	McCann	English	A. Wilhite	Serratos	Waddell	Co. Hall	N. Wilhite	Radcliff	Guldborg
3/31	Notre Dame*	28 (1)	19-9	McCann	English	A. Wilhite	Webb	Waddell	Co. Hall	N. Wilhite	Radcliff	Serratos
4/2	No. 15 Auburn	29 (9)	20-9	McCann	English	A. Wilhite	Serratos	Waddell	Co. Hall	N. Wilhite	Radcliff	Guldborg
4/5	No. 9 North Carolina *	30 (10)	20-10	McCann	English	A. Wilhite	Serratos	Waddell	Co. Hall	N. Wilhite	Radcliff	Guldborg
4/6	No. 9 North Carolina *	31 (11)	21-10	McCann	English	A. Wilhite	Serratos	Waddell	Co. Hall	N. Wilhite	Radcliff	Guldborg
4/7	No. 9 North Carolina *	32 (2)	22-10	McCann	English	A. Wilhite	Webb	Waddell	Co. Hall	N. Wilhite	Radcliff	Guldborg
4/9	No. 2 Georgia	33 (12)	22-11	McCann	English	A. Wilhite	Serratos	Waddell	Co. Hall	N. Wilhite	Radcliff	Guldborg
4/12	Boston College *	34 (13)	22-12	McCann	English	A. Wilhite	Serratos	Waddell	Co. Hall	N. Wilhite	Radcliff	Guldborg
4/13	Boston College *	35 (14)	23-12	McCann	English	A. Wilhite	Serratos	Waddell	Co. Hall	N. Wilhite	Radcliff	Guldborg
4/14	Boston College *	36 (3)	24-12	McCann	English	A. Wilhite	Webb	Waddell	Co. Hall	N. Wilhite	Radcliff	Guldborg
4/16	No. 23 Auburn	37 (1)	25-12	Turley	McCann	A. Wilhite	Webb	Waddell	Co. Hall	N. Wilhite	Radcliff	Guldborg
4/18	Virginia Tech *	38 (1)	25-13	McCann	Webb	A. Wilhite	Serratos	Waddell	Co. Hall	N. Wilhite	Radcliff	Guldborg
4/20	Virginia Tech * [1]	39 (1)	26-13	McCann	Guldborg	A. Wilhite	Webb	Waddell	Co. Hall	N. Wilhite	Radcliff	Murray
4/20	Virginia Tech * [2]	40 (2)	27-13	McCann	Guldborg	A. Wilhite	Webb	Waddell	Co. Hall	N. Wilhite	Radcliff	Murray

[ ] game in doubleheader

\* ACC games

# Children's Healthcare of Atlanta Spring Classic (SunTrust Park)



# 2019 GEORGIA TECH BASEBALL ROSTERS

No.	Name	B/T	Position	Height	Weight	Year	Hometown/High School
1	Xzavion Curry	"zay-v-on"	R/R	RHP	5-10	189	Jr. Atlanta, Ga./Mays
2	Carter Hall		R/R	OF	6-0	181	R-Jr. Alpharetta, Ga./Wesleyan School
3	Billy Zinnershine		L/R	SS/3B	5-11	160	Fr. Marietta, Ga./Lassiter
4	Cole Neuber	"new-ber"	R/R	OF	6-2	191	So. Alpharetta, Ga./Johns Creek
5	Colin Hall		L/R	OF	5-11	181	So. Alpharetta, Ga./Wesleyan School
6	Michael Guldborg		R/R	UTL	6-0	172	So. Marietta, Ga./Walton
7	Luke Waddell	"wah-dell"	L/R	3B	5-9	176	So. Loveland, Ohio/Loveland
8	Jonathan Hughes		R/R	RHP	6-2	198	R-Jr. Flowery Branch, Ga./Flowery Branch
9	Charlie Benson		S/R	INF	5-11	172	Fr. Alpharetta, Ga./Marist
10	Chase Murray		L/R	OF	6-0	188	Jr. Cincinnati, Ohio/Cincinnati Hills Christian Acad.
11	Tristin English		R/R	RHP/1B	6-3	208	R-Jr. Williamson, Ga./Pike County
14	Austin Wilhite	"will-height"	R/R	SS	5-9	168	Jr. Buford, Ga./Buford
15	Hugh Chapman		R/R	RHP	6-3	223	So. Smyrna, Ga./Holy Innocents' Episcopal
16	Kyle McCann		L/R	C/1B	6-2	217	Jr. Suwanee, Ga./Lambert
18	Cameron Turley		R/R	C	6-4	208	So. Dacula, Ga./Mill Creek
19	Cort Roedig		R/R	RHP	6-2	192	Fr. Orlando, Fla./Dr. Phillips
20	Jamie Taylor		R/R	C/3B	6-1	207	So. Johns Creek, Ga./Marist School
21	Brant Hurter		L/L	LHP	6-6	240	So. Canton, Ga./Woodstock
22	Baron Radcliff	"bare-n"	L/R	OF	6-4	239	So. Peachtree Corners, Ga./Norcross
23	Oscar Serratos	"sir-rot-tos"	R/R	3B/RHP	6-3	188	So. Lawrenceville, Ga./Grayson
24	Jake Lee		R/R	RHP	5-11	175	Sr. Brooks, Ga./Whitewater
25	Ryan Miller		R/R	INF	6-2	198	Fr. Atlanta, Ga./Westminster
26	Paxton Rigby		L/R	OF/1B	6-3	204	Jr. Altamonte Springs, Fla./Lake Brantley
27	Luke Bartnicki		L/L	LHP	6-3	210	Fr. Marietta, Ga./Walton
28	Walker Barlow		L/L	LHP	6-2	186	Fr. Pooler, Ga./Benedictine Military
31	Nick Wilhite	"will-height"	L/L	OF	5-9	152	Jr. Buford, Ga./Buford
32	Joseph Mannelly	"man-e-lee"	L/L	LHP	6-3	212	So. Atlanta, Ga./Marist School
34	Will Shirah	"shy-rah"	S/L	LHP	6-2	215	R-Fr. Blue Ridge, Ga./Fannin County
35	Jackson Webb		S/R	INF	6-0	165	R-Jr. Roswell, Ga./Johnson Ferry Christian (UCF)
37	Keyton Gibson		R/R	RHP	6-2	209	Sr. Buford, Ga./Buford
38	Robert Winborne		R/R	RHP	6-2	188	Sr. Atlanta, Ga./The Lovett School
39	Jake Brace		R/R	RHP	5-11	192	So. Suwanee, Ga./North Gwinnett
40	Micah Carpenter		R/R	RHP	5-11	193	Sr. Jefferson, Ga./Jefferson
41	Amos Willingham		R/R	RHP	6-4	217	Jr. Summerville, Ga./Chattooga (Snead St. CC)
42	Connor Thomas		L/L	LHP	5-11	173	Jr. Omega, Ga./Tift County
43	Jack Friedman	"freed-men"	R/R	RHP	6-1	192	Fr. Decatur, Ga./Paideia

## ALPHABETICAL

No.	Name
28	Walker Barlow
27	Luke Bartnicki
9	Charlie Benson
39	Jake Brace
40	Micah Carpenter
15	Hugh Chapman
1	Xzavion Curry
11	Tristin English
43	Jack Friedman
37	Keyton Gibson
6	Michael Guldborg
2	Carter Hall
5	Colin Hall
8	Jonathan Hughes
21	Brant Hurter
24	Jake Lee
32	Joseph Mannelly
16	Kyle McCann
25	Ryan Miller
10	Chase Murray
4	Cole Neuber
22	Baron Radcliff
26	Paxton Rigby
19	Cort Roedig
23	Oscar Serratos
34	Will Shirah
20	Jamie Taylor
42	Connor Thomas
18	Cameron Turley
7	Luke Waddell
14	Austin Wilhite
31	Nick Wilhite
41	Amos Willingham
38	Robert Winborne
3	Billy Zinnershine

## COACHES & STAFF

### Head Coach:

### Assistant Coach/Pitching:

### Assistant Coach/Hitting:

### Volunteer Assistant Coach:

### Undergraduate Assistant Coach:

### Director of Baseball Operations:

### Athletic Trainer:

### Strength & Conditioning:

### Equipment Manager:

17 Danny Hall (Miami, Ohio '77), 26th year at Tech  
 36 Jason Howell (North Carolina '02), 7th year  
 13 James Ramsey (Florida State '12), 1st year  
 30 Dan Jaffe (Pacific '14), 1st year  
 Josh Hedding, 1st year  
 Nick Scherer (Georgia Tech, '07), 12th year  
 Paul Wolkoff (Georgia Tech, '93), 11th year  
 Steve Tamborra (Florida State '94), 20th year  
 David McDaniel (Liberty, '09), 4th year

## BY STATE

### Georgia (32)

Walker Barlow . . . . . Pooler  
 Luke Bartnicki . . . . . Marietta  
 Charlie Benson . . . . . Alpharetta  
 Jake Brace . . . . . Suwanee  
 Micah Carpenter . . . . . Jefferson  
 Hugh Chapman . . . . . Smyrna  
 Xzavion Curry . . . . . Atlanta  
 Tristin English . . . . . Williamson  
 Jack Friedman . . . . . Decatur  
 Keyton Gibson . . . . . Buford  
 Michael Guldborg . . . . . Marietta  
 Carter Hall . . . . . Alpharetta  
 Colin Hall . . . . . Alpharetta  
 Jonathan Hughes . . . . . Flowery Branch  
 Brant Hurter . . . . . Canton

Jake Lee . . . . . Brooks  
 Joseph Mannelly . . . . . Atlanta  
 Kyle McCann . . . . . Suwanee  
 Ryan Miller . . . . . Atlanta  
 Cole Neuber . . . . . Alpharetta  
 Baron Radcliff . . . . . Peachtree Corners  
 Oscar Serratos . . . . . Lawrenceville  
 Will Shirah . . . . . Blue Ridge  
 Jamie Taylor . . . . . Johns Creek  
 Connor Thomas . . . . . Omega  
 Cameron Turley . . . . . Dacula  
 Jackson Webb . . . . . Roswell  
 Austin Wilhite . . . . . Buford  
 Nick Wilhite . . . . . Buford  
 Amos Willingham . . . . . Summerville  
 Robert Winborne . . . . . Atlanta  
 Billy Zinnershine . . . . . Marietta

### Florida (1)

Paxton Rigby . . . . . Altamonte Springs  
 Cort Roedig . . . . . Orlando

### Ohio (2)

Chase Murray . . . . . Cincinnati  
 Luke Waddell . . . . . Loveland

## BY CLASS

**Seniors (4):** Carpenter, Gibson, Lee, Winborne

**Juniors (12):** Curry, English\*, Ca. Hall\*, Hughes\*, McCann, Murray, Rigby, Thomas, Webb\*, A. Wilhite, N. Wilhite, Willingham

**Sophomores (12):** Brace, Chapman, Guldborg, Co. Hall, Hurter, Mannelly, Neuber, Radcliff, Serratos, Taylor, Turley, Waddell

**Freshmen (8):** Barlow, Bartnicki, Benson, Friedman, Miller, Roedig, Shirah\*, Zinnershine  
 \* redshirt



**#1 Xzavion Curry**  
RHP/SS • R/R • 5-10 • 183  
Junior



**#2 Carter Hall**  
OF/INF • R/R • 6-0 • 181  
Redshirt Junior




**#3 Billy Zinnershine**  
SS • L/R • 5-11 • 170  
Freshman



**#4 Cole Neuber**  
RHP/OF • R/R • 6-2 • 189  
Sophomore



**#5 Colin Hall**  
OF • L/R • 5-11 • 178  
Sophomore



**#6 Michael Guldberg**  
INF/OF • R/R • 6-0 • 168  
Sophomore



**#7 Luke Waddell**  
INF • L/R • 5-9 • 171  
Sophomore



**#8 Jonathan Hughes**  
RHP • R/R • 6-2 • 190  
Redshirt Junior



**#9 Charlie Benson**  
INF • S/R • 5-11 • 175  
Freshman



**#10 Chase Murray**  
OF • L/R • 6-0 • 189  
Junior



**#11 Tristin English**  
RHP/1B • R/R • 6-3 • 214  
Redshirt Junior



**#14 Austin Wilhite**  
INF • R/R • 5-9 • 171  
Junior



**#15 Hugh Chapman**  
RHP • R/R • 6-3 • 213  
Sophomore



**#16 Kyle McCann**  
C/1B • L/R • 6-2 • 217  
Junior



**#18 Cameron Turley**  
C/RHP • R/R • 6-4 • 201  
Sophomore



**#19 Cort Roedig**  
RHP • R/R • 6-2 • 180  
Freshman



**#20 Jamie Taylor**  
C/RHP • R/R • 6-1 • 197  
Sophomore



**#21 Brant Hurter**  
LHP • L/L • 6-6 • 228  
Sophomore



**#22 Baron Radcliff**  
OF • L/R • 6-4 • 228  
Sophomore




**#23 Oscar Serratos**  
INF/RHP • R/R • 6-3 • 183  
Sophomore



**#24 Jake Lee**  
RHP • R/R • 5-11 • 175  
Senior



**#25 Ryan Miller**  
OF/INF • R/R • 6-2 • 195  
Freshman



**#26 Paxton Rigby**  
OF/1B • L/R • 6-3 • 203  
Junior



**#27 Luke Bartnicki**  
LHP • L/L • 6-3 • 210  
Freshman



**#28 Walker Barlow**  
LHP • L/L • 6-2 • 200  
Freshman



**#31 Nick Wilhite**  
OF/LHP • L/L • 5-9 • 150  
Junior



**#32 Joseph Mannelly**  
LHP • L/L • 6-3 • 212  
Sophomore



**#34 Will Shirah**  
LHP/OF • S/L • 6-2 • 195  
Redshirt Freshman




**#35 Jackson Webb**  
INF • S/R • 6-0 • 175  
Redshirt Junior



**#37 Keyton Gibson**  
LHP • L/L • 6-2 • 207  
Senior



**#38 Robert Winborne**  
RHP • R/R • 6-2 • 192  
Senior



**#39 Jake Brace**  
RHP • R/R • 5-11 • 182  
Sophomore



**#40 Micah Carpenter**  
RHP • R/R • 5-11 • 192  
Senior



**#41 Amos Willingham**  
RHP • R/R • 6-4 • 220  
Junior



**#42 Connor Thomas**  
LHP • L/L • 5-11 • 175  
Junior



**#43 Jack Friedman**  
RHP • R/R • 6-1 • 210  
Freshman



**#17 Danny Hall**  
Head Coach



**#36 Jason Howell**  
Assistant Coach  
Pitching



**#13 James Ramsey**  
Assistant Coach  
Hitting



**#30 Dan Jaffe**  
Volunteer Assistant  
Coach

2019 Georgia Tech Baseball  
Overall Statistics for Georgia Tech (as of Apr 23, 2019)  
(UGA Series Sorted by Batting avg)

Record: 1-1 Home: 1-0 Away: 0-1 ACC: 0-0

Player	avg	gp-gs	ab	r	h	2b	3b	hr	rbi	tb	slg%	bb	hp	so	gdp	ob%	sf	sh	sb-att	po	a	e	fld%
Luke Waddell	.600	2-2	5	3	3	1	0	1	2	7	1.400	2	0	0	0	.714	0	0	0-0	0	7	0	1.000
Austin Wilhite	.333	2-2	6	1	2	0	0	0	0	2	.333	2	0	0	0	.500	0	0	0-0	6	2	0	1.000
Nick Wilhite	.286	2-2	7	1	2	0	0	0	0	2	.286	0	0	1	1	.286	0	0	0-0	3	0	0	1.000
Colin Hall	.286	2-2	7	1	2	1	0	0	2	3	.429	0	0	3	0	.286	0	0	0-0	3	0	0	1.000
Tristin English	.250	2-2	4	2	1	0	0	1	4	4	1.000	0	1	1	0	.286	2	0	0-0	13	2	0	1.000
Kyle McCann	.200	2-2	5	2	1	0	0	1	1	4	.800	2	0	3	0	.429	0	0	0-0	11	1	1	.923
Oscar Serratos	.167	2-2	6	0	1	0	0	0	1	1	.167	1	0	2	0	.286	0	0	0-0	1	3	1	.800
Michael Guldberg	.167	2-2	6	2	1	0	0	0	0	1	.167	2	0	2	0	.375	0	0	0-0	0	0	0	.000
Baron Radcliff	.143	2-2	7	1	1	0	0	1	2	4	.571	0	0	3	0	.143	0	0	0-0	4	0	0	1.000
-----																							
Jamie Taylor	1.000	1-0	1	0	1	0	0	0	0	1	1.000	0	0	0	0	1.000	0	0	0-0	0	0	0	.000
Charlie Benson	.000	1-0	1	0	0	0	0	0	0	0	.000	0	0	1	0	.000	0	0	0-0	0	0	0	.000
Paxton Rigby	.000	1-0	1	0	0	0	0	0	0	0	.000	0	0	0	0	.000	0	0	0-0	0	0	0	.000
Cole Neuber	.000	1-0	1	0	0	0	0	0	0	0	.000	0	0	0	0	.000	0	0	0-0	0	0	0	.000
Jackson Webb	.000	1-0	1	0	0	0	0	0	0	0	.000	0	0	0	0	.000	0	0	0-0	1	0	0	1.000
Cameron Turley	.000	1-0	0	0	0	0	0	0	0	0	.000	1	0	0	0	1.000	0	0	0-0	2	0	0	1.000
Totals	.259	2	58	13	15	2	0	4	12	29	.500	10	1	16	1	.366	2	0	0-0	45	17	2	.969
Opponents	.328	2	61	14	20	3	0	2	12	29	.475	9	0	12	0	.403	2	1	4-5	46	14	2	.968

LOB - Team (12), Opp (14). DP's turned - Team (1), Opp (2). IBB - Team (1), McCann, K 1.

(UGA Series Sorted by Earned run avg)

Player	era	w-l	app	gs	cg	sho	sv	ip	h	r	er	bb	so	2b	3b	hr	b/avg	wp	hp	bk	sfa	sha
Amos Willingham	4.32	1-1	2	2	0	0/0	0	8.1	9	5	4	2	8	3	0	2	.265	0	0	0	0	0
Jonathan Hughes	4.50	0-0	1	0	0	0/0	0	2.0	4	2	1	0	0	0	0	0	.444	0	0	0	1	0
-----																						
Jake Lee	0.00	0-0	2	0	0	0/0	0	1.1	0	0	0	2	2	0	0	0	.000	0	0	0	0	0
Micah Carpenter	0.00	0-0	1	0	0	0/0	0	0.2	0	0	0	0	2	0	0	0	.000	0	0	0	0	0
Will Shirah	0.00	0-0	1	0	0	0/0	0	0.1	1	0	0	0	0	0	0	0	.500	0	0	0	0	0
Walker Barlow	0.00	0-0	1	0	0	0/0	0	0.1	0	0	0	0	0	0	0	0	.000	0	0	0	0	0
Luke Bartnicki	18.00	0-0	1	0	0	0/0	0	1.0	3	2	2	1	0	0	0	0	.600	0	0	0	1	0
Keyton Gibson	45.00	0-0	1	0	0	0/0	0	1.0	3	5	5	4	0	0	0	0	.750	1	0	0	0	1
Totals	7.20	1-1	2	2	0	0/0	0	15.0	20	14	12	9	12	3	0	2	.328	1	0	0	2	1
Opponents	5.28	1-1	2	2	0	0/0	0	15.1	15	13	9	10	16	2	0	4	.259	3	1	0	2	0

PB - Team (0), Opp (1). SBA/ATT - McCann, K (4-4), Gibson, K (1-2), Hughes, J (2-2), Bartnicki, L (1-1).

2019 Georgia Tech Baseball  
Overall Statistics for Georgia Tech (as of Apr 23, 2019)  
(UGA Series Sorted by Fielding pct)

Player	c	po	a	e	fld%	dp	sba	csb	sba%	pb	ci
Tristin English	15	13	2	0	1.000	1	0	0	.000	0	0
Austin Wilhite	8	6	2	0	1.000	0	0	0	.000	0	0
Luke Waddell	7	0	7	0	1.000	0	0	0	.000	0	0
Baron Radcliff	4	4	0	0	1.000	0	0	0	.000	0	0
Amos Willingham	3	1	2	0	1.000	0	0	0	.000	0	0
Colin Hall	3	3	0	0	1.000	0	0	0	.000	0	0
Nick Wilhite	3	3	0	0	1.000	0	0	0	.000	0	0
Cameron Turley	2	2	0	0	1.000	0	0	0	.000	0	0
Jackson Webb	1	1	0	0	1.000	0	0	0	.000	0	0
Kyle McCann	13	11	1	1	.923	0	4	0	1.000	0	0
Oscar Serratos	5	1	3	1	.800	0	0	0	.000	0	0
Walker Barlow	0	0	0	0	.000	0	0	0	.000	0	0
Charlie Benson	0	0	0	0	.000	0	0	0	.000	0	0
Micah Carpenter	0	0	0	0	.000	0	0	0	.000	0	0
Jamie Taylor	0	0	0	0	.000	0	0	0	.000	0	0
Paxton Rigby	0	0	0	0	.000	0	0	0	.000	0	0
Cole Neuber	0	0	0	0	.000	0	0	0	.000	0	0
Jake Lee	0	0	0	0	.000	0	0	0	.000	0	0
Michael Guldberg	0	0	0	0	.000	0	0	0	.000	0	0
Luke Bartnicki	0	0	0	0	.000	0	1	0	1.000	0	0
Jonathan Hughes	0	0	0	0	.000	0	2	0	1.000	0	0
Keyton Gibson	0	0	0	0	.000	0	1	1	.500	0	0
Will Shirah	0	0	0	0	.000	0	0	0	.000	0	0
Totals	64	45	17	2	.969	1	4	1	.800	0	0
Opponents	62	46	14	2	.968	2	0	0	.000	1	0

Hitting minimums - 1 Games 1.5 AB/Game

Pitching minimums - 1 Games 0.8 IP/Game



2019 Georgia Tech Baseball  
Game Results for Georgia Tech (as of Apr 21, 2019)  
(All games)

Date	Opponent	Score	Inns	Overall	ACC	Pitcher of record	Attend	Time
Feb 15, 2019	ILLINOIS-CHICAGO	w 6-3	9	1-0-0	0-0-0	Curry, X (W 1-0)	1017	2:45
Feb 16, 2019	RICHMOND	L 1-7	9	1-1-0	0-0-0	Roedig, C (L 0-1)	1240	3:28
Feb 16, 2019	WEST VIRGINIA	w 5-4	(11)	2-1-0	0-0-0	Bartnicki, L (W 1-0)	1163	3:20
Feb 22, 2019	#3 UCLA	w 4-3	(11)	3-1-0	0-0-0	English, T (W 1-0)	1134	3:28
Feb 23, 2019	#3 UCLA	L 2-8	9	3-2-0	0-0-0	Thomas, C (L 0-1)	1251	3:14
Feb 24, 2019	#3 UCLA	L 0-6	9	3-3-0	0-0-0	Hurter, B (L 0-1)	1501	3:23
Feb 26, 2019	GEORGIA STATE	w 7-3	9	4-3-0	0-0-0	Gibson, K (W 1-0)	731	3:04
Feb 27, 2019	at Georgia State	w 10-0	9	5-3-0	0-0-0	Willingham (W 1-0)	243	2:46
Mar 01, 2019	NORTHWESTERN	w 12-1	9	6-3-0	0-0-0	Curry, X (W 2-0)	880	3:11
Mar 02, 2019	NORTHWESTERN-1	w 9-2	9	7-3-0	0-0-0	Thomas, C (W 1-1)	1129	2:40
Mar 02, 2019	NORTHWESTERN-2	L 1-5	9	7-4-0	0-0-0	Gibson, K (L 1-1)	1131	2:41
Mar 05, 2019	at Kennesaw State	w 10-7	9	8-4-0	0-0-0	Willingham (W 2-0)	302	3:25
Mar 06, 2019	KENNESAW STATE	w 9-1	9	9-4-0	0-0-0	Roedig, C (W 1-1)	635	2:51
* Mar 08, 2019	at Miami (FL)	w 5-4	(10)	10-4-0	1-0-0	Hughes, J (W 1-0)	2729	3:06
* Mar 09, 2019	at Miami (FL)	L 5-6	9	10-5-0	1-1-0	Gibson, K (L 1-2)	2801	3:05
* Mar 10, 2019	at Miami (FL)	L 6-9	9	10-6-0	1-2-0	Hurter, B (L 0-2)	2320	3:05
Mar 12, 2019	GEORGIA SOUTHERN	w 7-6	9	11-6-0	1-2-0	Hughes, J (W 2-0)	990	3:28
* Mar 15, 2019	VIRGINIA	L 8-9	9	11-7-0	1-3-0	Hughes, J (L 2-1)	1055	4:09
* Mar 16, 2019	VIRGINIA	w 7-3	9	12-7-0	2-3-0	Thomas, C (W 2-1)	986	3:20
* Mar 17, 2019	VIRGINIA	w 6-5	9	13-7-0	3-3-0	Hurter, B (W 1-2)	1031	2:55
Mar 19, 2019	at Mercer	w 14-8	9	14-7-0	3-3-0	Willingham (W 3-0)	678	3:08
* Mar 22, 2019	at #4 Louisville	w 3-1	9	15-7-0	4-3-0	Curry, X (W 3-0)	1110	2:31
* Mar 23, 2019	at #4 Louisville	w 4-0	9	16-7-0	5-3-0	Thomas, C (W 3-1)	1260	2:31
* Mar 24, 2019	at #4 Louisville	L 4-5	9	16-8-0	5-4-0	Hughes, J (L 2-2)	833	3:02
Mar 26, 2019	#4 GEORGIA	w 11-2	7	17-8-0	5-4-0	Willingham (W 4-0)	1974	2:48
* Mar 29, 2019	NOTRE DAME	L 6-9	9	17-9-0	5-5-0	Lee, J (L 0-1)	1285	3:21
* Mar 30, 2019	NOTRE DAME	w 11-2	9	18-9-0	6-5-0	Thomas, C (W 4-1)	1866	2:27
* Mar 31, 2019	NOTRE DAME	w 8-7	9	19-9-0	7-5-0	English, T (W 2-0)	1169	3:15
Apr 02, 2019	at #15 Auburn	w 9-3	9	20-9-0	7-5-0	Hughes, J (W 3-2)	3626	3:27
* Apr 05, 2019	#9 NORTH CAROLINA	L 4-11	9	20-10-0	7-6-0	Willingham (L 4-1)	1332	3:29
* Apr 06, 2019	#9 NORTH CAROLINA	w 11-10	9	21-10-0	8-6-0	Hughes, J (W 4-2)	1758	3:41
* Apr 07, 2019	#9 NORTH CAROLINA	w 10-5	9	22-10-0	9-6-0	Curry, X (W 4-0)	1442	3:14
Apr 09, 2019	at #2 Georgia	L 2-12	9	22-11-0	9-6-0	Willingham (L 4-2)	3009	3:01
* Apr 12, 2019	at Boston College	L 2-9	9	22-12-0	9-7-0	Curry, X (L 4-1)	178	2:35
* Apr 13, 2019	at Boston College	w 9-1	9	23-12-0	10-7-0	Thomas, C (W 5-1)	379	2:51
* Apr 14, 2019	at Boston College	w 7-0	9	24-12-0	11-7-0	Hurter, B (W 2-2)	318	2:33
Apr 16, 2019	#23 AUBURN	w 11-6	9	25-12-0	11-7-0	Hughes, J (W 5-2)	1657	4:11
* Apr 18, 2019	at Virginia Tech	L 2-3	9	25-13-0	11-8-0	Curry, X (L 4-2)	784	3:05
* Apr 20, 2019	at Virginia Tech-1	w 7-5	9	26-13-0	12-8-0	Thomas, C (W 6-1)	-	3:09
* Apr 20, 2019	at Virginia Tech-2	w 4-3	9	27-13-0	13-8-0	Hughes, J (W 6-2)	533	3:28

\* = Conference game

() extra inning game

2019 Georgia Tech Baseball  
Overall Statistics for Georgia Tech (as of Apr 21, 2019)  
(All games Sorted by Batting avg)

Record: 27-13 Home: 16-7 Away: 11-6 ACC: 13-8

Player	avg	gp-gs	ab	r	h	2b	3b	hr	rbi	tb	slg%	bb	hp	so	gdp	ob%	sf	sh	sb-att	po	a	e	fld%
Michael Guldberg	.394	38-37	132	32	52	3	1	0	21	57	.432	19	4	18	1	.475	3	7	4-4	22	2	1	.960
Tristin English	.310	36-36	129	36	40	11	2	9	36	82	.636	12	16	21	4	.420	5	0	0-0	275	16	4	.986
Luke Waddell	.306	36-36	147	32	45	6	1	2	23	59	.401	23	4	16	1	.409	2	1	6-6	41	108	3	.980
Kyle McCann	.303	40-40	145	30	44	9	0	14	43	95	.655	41	4	48	0	.468	0	0	0-0	300	33	2	.994
Colin Hall	.287	40-40	157	26	45	12	0	1	23	60	.382	12	0	34	1	.331	3	3	2-2	50	3	3	.946
Austin Wilhite	.286	38-38	133	26	38	7	1	1	20	50	.376	27	2	36	2	.406	3	2	11-11	69	111	7	.963
Nick Wilhite	.268	40-40	138	21	37	3	0	0	19	40	.290	23	1	25	5	.377	0	3	7-9	107	2	1	.991
Baron Radcliff	.248	36-26	101	15	25	5	0	4	18	42	.416	29	0	32	0	.412	1	0	3-3	49	1	0	1.000
Oscar Serratos	.242	35-34	128	16	31	4	1	2	19	43	.336	10	4	38	3	.313	2	0	4-4	12	45	12	.826
Chase Murray	.225	18-17	71	13	16	2	0	1	5	21	.296	7	0	16	2	.295	0	0	3-4	32	1	0	1.000
-----																							
Charlie Benson	.333	11-0	6	1	2	0	0	0	1	2	.333	2	2	4	0	.600	0	0	1-1	5	2	0	1.000
Jackson Webb	.321	25-13	53	10	17	2	1	0	8	21	.396	7	1	15	0	.403	1	5	7-7	44	29	2	.973
Paxton Rigby	.143	7-0	7	0	1	0	0	0	1	1	.143	0	0	1	0	.125	1	0	0-0	2	0	0	1.000
Jamie Taylor	.143	6-1	7	0	1	0	0	0	0	1	.143	1	0	3	0	.250	0	0	0-0	28	2	0	1.000
Cole Neuber	.000	11-0	8	0	0	0	0	0	0	0	.000	3	1	2	0	.333	0	0	0-0	1	0	0	1.000
Ryan Miller	.000	4-0	4	0	0	0	0	0	0	0	.000	0	0	4	0	.000	0	0	0-0	4	0	0	1.000
Cameron Turley	.000	6-2	4	1	0	0	0	0	0	0	.000	4	0	3	0	.500	0	1	0-0	18	3	0	1.000
Micah Carpenter	.000	1-0	1	0	0	0	0	0	0	0	.000	0	0	0	0	.000	0	0	0-0	3	1	0	1.000
Billy Zinnershine	.000	3-0	1	0	0	0	0	0	0	0	.000	1	0	0	0	.500	0	0	0-0	1	2	1	.750
Totals	.287	40	1372	259	394	64	7	34	237	574	.418	221	39	316	19	.396	21	22	48-51	1075	402	42	.972
Opponents	.261	40	1395	194	364	67	2	34	179	537	.385	136	19	352	23	.332	15	14	29-35	1045	366	40	.972

LOB - Team (371), Opp (310). DPs turned - Team (30), Opp (30). IBB - Team (20), McCann, K 14, Hall, Co 2, English, T 1, Murray, C 1, Serratos, O 1, Neuber, C 1, Opp (4). Picked off - Wilhite, N 2, Murray, C 1.

(All games Sorted by Earned run avg)

Player	era	w-l	app	gs	cq	sho	sv	ip	h	r	er	bb	so	2b	3b	hr	b/avg	wp	hp	bk	sfa	sha
Brant Hurter	2.47	2-2	9	8	0	0/1	0	47.1	36	17	13	14	57	3	1	1	.199	0	4	0	1	3
Connor Thomas	2.83	6-1	10	10	1	1/0	0	70.0	67	26	22	12	69	16	0	4	.243	1	1	0	1	2
Jonathan Hughes	3.31	6-2	15	0	0	0/0	0	32.2	35	16	12	14	24	9	0	0	.285	7	3	0	4	2
Xzavion Curry	4.05	4-2	10	9	0	0/0	0	53.1	52	28	24	16	61	12	1	6	.255	4	4	0	4	2
Amos Willingham	4.69	4-2	11	8	0	0/1	0	40.1	48	27	21	13	24	6	0	7	.293	3	0	1	1	1
-----																						
Joseph Mannelly	0.00	0-0	3	0	0	0/1	0	2.2	2	0	0	0	2	0	0	0	.250	2	0	0	0	0
Roedig, C	4.05	1-1	8	4	0	0/0	0	20.0	15	11	9	11	17	4	0	3	.203	1	2	0	0	0
Micah Carpenter	4.30	0-0	11	0	0	0/0	1	14.2	18	7	7	6	23	3	0	4	.295	3	0	0	0	0
Tristin English	4.40	2-0	10	0	0	0/0	4	14.1	14	8	7	4	12	4	0	1	.259	0	0	0	1	1
Walker Barlow	4.50	0-0	3	0	0	0/0	0	2.0	1	1	1	1	0	0	0	0	.143	0	1	0	0	0
Hugh Chapman	4.91	0-0	8	0	0	0/0	0	7.1	9	5	4	2	5	2	0	1	.290	2	0	0	0	0
Robert Winborne	5.40	0-0	3	0	0	0/0	0	3.1	5	2	2	3	3	0	0	0	.357	0	0	0	0	0
Luke Bartnicki	6.63	1-0	19	0	0	0/2	1	19.0	29	15	14	13	21	5	0	0	.367	1	1	0	1	0
Jake Lee	6.75	0-1	12	0	0	0/0	0	6.2	6	5	5	7	12	2	0	2	.231	1	0	0	0	0
Jake Brace	8.44	0-0	4	1	0	0/0	0	5.1	10	5	5	3	3	1	0	0	.455	1	1	0	0	1
Will Shirah	9.53	0-0	7	0	0	0/0	0	5.2	8	6	6	6	2	0	0	2	.333	3	0	0	1	0
Keyton Gibson	9.88	1-2	12	0	0	0/0	0	13.2	9	15	15	11	17	0	0	3	.191	2	2	1	1	2
Totals	4.19	27-13	40	40	1	3/2	6	358.1	364	194	167	136	352	67	2	34	.261	31	19	2	15	14
Opponents	5.97	13-27	40	40	0	1/1	4	348.1	394	259	231	221	316	64	7	34	.287	48	39	9	21	22

PB - Team (6), McCann, K 5, Taylor, J 1, Opp (12). Pickoffs - Team (3), Bartnicki, L 1, Hughes, J 1, McCann, K 1, Opp (3). SBA/ATT - McCann, K (23-27), Willingham (4-6), Hurter, B (5-5), Roedig, C (3-4), Turley, C (3-4), Hughes, J (3-4), Thomas, C (4-4), Gibson, K (3-4), Bartnicki, L (3-3), Curry, X (2-3), Taylor, J (2-2), Brace, J (1-1), Lee, J (1-1).

2019 Georgia Tech Baseball  
Overall Statistics for Georgia Tech (as of Apr 21, 2019)  
(All games Sorted by Fielding pct)

Player	c	po	a	e	fld%	dp	sba	csb	sba%	pb	ci
Baron Radcliff	50	49	1	0	1.000	0	0	0	.000	0	0
Chase Murray	33	32	1	0	1.000	0	0	0	.000	0	0
Jamie Taylor	30	28	2	0	1.000	0	2	0	1.000	1	0
Cameron Turley	21	18	3	0	1.000	0	3	1	.750	0	0
Connor Thomas	15	2	13	0	1.000	0	4	0	1.000	0	0
Brant Hurter	7	0	7	0	1.000	0	5	0	1.000	0	0
Charlie Benson	7	5	2	0	1.000	1	0	0	.000	0	0
Micah Carpenter	4	3	1	0	1.000	0	0	0	.000	0	0
Ryan Miller	4	4	0	0	1.000	0	0	0	.000	0	0
Keyton Gibson	2	1	1	0	1.000	0	3	1	.750	0	0
Paxton Rigby	2	2	0	0	1.000	1	0	0	.000	0	0
Jake Brace	1	0	1	0	1.000	0	1	0	1.000	0	0
Cole Neuber	1	1	0	0	1.000	0	0	0	.000	0	0
Joseph Mannelly	1	1	0	0	1.000	0	0	0	.000	0	0
Robert Winborne	1	0	1	0	1.000	0	0	0	.000	0	0
Kyle McCann	335	300	33	2	.994	2	23	4	.852	5	0
Nick Wilhite	110	107	2	1	.991	1	0	0	.000	0	0
Tristin English	295	275	16	4	.986	20	0	0	.000	0	0
Luke Waddell	152	41	108	3	.980	22	0	0	.000	0	0
Jackson Webb	75	44	29	2	.973	8	0	0	.000	0	0
Austin Wilhite	187	69	111	7	.963	20	0	0	.000	0	0
Michael Guldborg	25	22	2	1	.960	1	0	0	.000	0	0
Colin Hall	56	50	3	3	.946	0	0	0	.000	0	0
Amos Willingham	9	3	5	1	.889	0	4	2	.667	0	0
Xzavion Curry	8	3	4	1	.875	0	2	1	.667	0	0
Oscar Serratos	69	12	45	12	.826	1	0	0	.000	0	0
Jonathan Hughes	5	1	3	1	.800	0	3	1	.750	0	0
Luke Bartnicki	5	0	4	1	.800	0	3	0	1.000	0	0
Billy Zinnershine	4	1	2	1	.750	0	0	0	.000	0	0
Roedig, C	5	1	2	2	.600	0	3	1	.750	0	0
Jake Lee	0	0	0	0	.000	0	1	0	1.000	0	0
Will Shirah	0	0	0	0	.000	0	0	0	.000	0	0
Walker Barlow	0	0	0	0	.000	0	0	0	.000	0	0
Hugh Chapman	0	0	0	0	.000	0	0	0	.000	0	0
Totals	1519	1075	402	42	.972	30	29	6	.829	6	0
Opponents	1451	1045	366	40	.972	30	48	3	.941	12	0

Hitting minimums - 1 Games 1.5 AB/Game

Pitching minimums - 1 Games 0.8 IP/Game

2019 Georgia Tech Baseball  
Games Summary for Georgia Tech (as of Apr 21, 2019)  
(All games)

Score by innings	1	2	3	4	5	6	7	8	9	EX	Total
Georgia Tech	22	31	40	30	45	30	29	22	7	3	259
Opponents	19	16	23	15	17	20	31	28	25	0	194

Record when ...											
Overall	27-13							After 6 leading		25-1	
Conference	13-8							..... trailing		1-9	
Non-Conference	14-5							..... tied		1-3	
Home games	16-7							After 7 leading		22-3	
Away games	11-6							..... trailing		0-9	
Neutral site	0-0							..... tied		4-1	
Day games	20-5							After 8 leading		23-3	
Night games	7-8							..... trailing		0-10	
vs Left starter	9-4							..... tied		3-0	
vs Right starter	18-9										
1-Run games	8-4							Hit 0 home runs		9-9	
2-Run games	2-0							... 1 home run		10-2	
5+Run games	12-6							... 2+ home runs		8-2	
Extra innings	3-0										
Shutouts	3-1							Opponent 0 home runs		16-3	
								..... 1 home run		9-2	
Scoring 0-2 runs	0-7							..... 2+ HRs		2-8	
..... 3-5 runs	6-3										
..... 6-9 runs	12-3							Made 0 errors		13-4	
..... 10+ runs	9-0							.... 1 error		7-3	
								.... 2+ errors		7-6	
Opponent 0-2 runs	10-0										
..... 3-5 runs	11-3							Opp. made 0 errors		6-8	
..... 6-9 runs	5-8							..... 1 error		9-4	
..... 10+ runs	1-2							..... 2+ errors		12-1	
Scored in 1st inning	7-4							Out-hit opponent		22-3	
Opp. scored in 1st	4-9							Out-hit by opponent		4-10	
Scores first	19-4							Hits are tied		1-0	
Opp. scores first	8-9										

Record when team scores:											
Runs	0	1	2	3	4	5	6	7	8	9	10+
W-L	0-1	0-2	0-4	1-0	3-2	2-1	2-2	5-0	1-1	4-0	9-0

Record when opponent scores:											
Runs	0	1	2	3	4	5	6	7	8	9	10+
W-L	3-0	4-0	3-0	6-1	2-0	3-2	2-2	2-1	1-1	0-4	1-2

Record when leading after:											
Inn.	1	2	3	4	5	6	7	8			
W-L	6-1	15-0	18-2	21-2	26-2	25-1	22-3	23-3			

Record when trailing after:											
Inn.	1	2	3	4	5	6	7	8			
W-L	4-7	4-7	6-7	3-9	1-9	1-9	0-9	0-10			

Record when tied after:											
Inn.	1	2	3	4	5	6	7	8			
W-L	17-5	8-6	3-4	3-2	0-2	1-3	4-1	3-0			

Current winning streak: 2  
Longest winning streak: 5  
Longest losing streak: 2

Home attendance : 28357 ( 23 dates avg = 1232 )  
Away attendance : 21103 ( 16 dates avg = 1318 )  
Total attendance: 49460 ( 39 dates avg = 1268 )

2019 Georgia Tech Baseball  
Team Game-by-Game for Georgia Tech (as of Apr 21, 2019)  
Batting (All games)

Date	Opponent	ab	r	h	rbi	2b	3b	hr	tb	bb	ibb	sb	cs	hbp	sac	sf	gdp	k	po	a	e	lob	avg
Feb 15	ILLINOIS-CHICAGO	33	6	10	6	1	0	3	20	4	1	1	0	2	0	1	0	5	27	4	1	10	.303
Feb 16	RICHMOND	32	1	5	0	1	1	0	8	7	0	1	0	1	0	0	0	5	27	13	1	12	.231
Feb 16	WEST VIRGINIA	40	5	10	4	2	0	1	15	4	2	0	0	1	0	0	1	5	33	12	5	9	.238
Feb 22	UCLA	35	4	7	4	1	0	2	14	3	1	0	0	0	1	1	0	11	33	15	1	6	.229
Feb 23	UCLA	29	2	4	2	1	0	0	5	5	0	0	0	0	1	1	1	8	27	10	0	7	.213
Feb 24	UCLA	31	0	4	0	1	0	0	5	4	0	1	0	1	1	0	0	9	27	8	2	10	.200
Feb 26	GEORGIA STATE	36	7	10	6	0	0	0	10	6	0	4	0	1	0	0	0	5	27	10	0	12	.212
Feb 27	at Georgia State	39	10	13	10	2	0	2	21	8	0	2	0	2	0	0	0	10	27	7	0	12	.229
Mar 01	NORTHWESTERN	39	12	16	12	4	1	2	28	4	0	1	0	3	1	0	0	7	27	8	2	11	.252
Mar 02	NORTHWESTERN	33	9	10	7	1	0	1	14	6	0	0	0	1	1	0	1	3	27	11	0	8	.256
Mar 02	NORTHWESTERN	32	1	6	1	1	1	0	9	0	0	0	0	0	0	0	1	12	27	9	2	4	.251
Mar 05	at Kennesaw State	42	10	14	9	1	0	1	18	6	1	1	0	0	1	0	0	9	27	7	0	12	.259
Mar 06	KENNESAW STATE	33	9	11	8	1	0	2	18	5	0	3	0	0	1	1	1	3	27	8	0	7	.264
*Mar 08	at Miami (FL)	36	5	10	5	1	0	3	20	4	1	0	0	1	2	0	0	10	30	8	0	8	.265
*Mar 09	at Miami (FL)	36	5	11	4	5	0	0	16	5	1	1	0	0	1	0	0	9	26	8	1	10	.268
*Mar 10	at Miami (FL)	36	6	12	6	1	0	1	16	5	0	1	0	1	0	0	3	6	24	7	2	9	.272
Mar 12	GEORGIA SOUTHERN	37	7	14	6	4	0	0	18	6	1	1	0	2	0	0	0	4	27	17	1	14	.279
*Mar 15	VIRGINIA	40	8	15	8	2	0	1	20	7	2	0	0	0	0	1	1	9	27	14	0	13	.285
*Mar 16	VIRGINIA	33	7	13	7	1	0	1	17	7	1	1	2	2	0	1	1	7	27	11	2	12	.290
*Mar 17	VIRGINIA	29	6	9	5	2	0	0	11	4	1	0	0	0	1	2	0	5	27	10	0	6	.291
Mar 19	at Mercer	41	14	18	13	5	0	1	26	9	1	3	0	0	1	1	0	9	27	15	2	11	.299
*Mar 22	at Louisville	32	3	5	3	2	0	1	10	3	0	0	0	0	0	1	0	18	27	3	0	6	.293
*Mar 23	at Louisville	32	4	8	4	0	0	1	11	5	1	1	0	1	0	1	2	5	27	16	1	8	.292
*Mar 24	at Louisville	33	4	7	3	0	1	0	9	5	1	3	0	0	0	1	0	10	26	9	0	8	.288
Mar 26	GEORGIA	27	11	9	10	1	0	2	16	7	1	0	0	0	0	2	0	9	21	7	0	6	.290
*Mar 29	NOTRE DAME	36	6	9	4	1	1	2	18	2	0	2	0	1	0	0	0	14	27	8	1	6	.288
*Mar 30	NOTRE DAME	38	11	16	11	1	0	1	20	5	0	0	0	1	1	1	0	3	27	12	1	11	.294
*Mar 31	NOTRE DAME	30	8	7	8	2	0	0	9	10	0	3	0	2	1	1	0	9	27	9	4	12	.292
Apr 02	at Auburn	34	9	9	8	3	0	0	12	9	0	1	0	2	1	0	0	9	27	16	0	10	.291
*Apr 05	NORTH CAROLINA	35	4	8	4	3	0	0	11	2	0	0	0	2	0	0	0	8	27	10	2	8	.289
*Apr 06	NORTH CAROLINA	39	11	16	10	5	1	1	26	5	0	1	0	1	1	1	1	7	27	6	0	10	.293
*Apr 07	NORTH CAROLINA	33	10	10	9	0	0	2	16	7	0	3	0	2	0	0	1	4	27	6	2	8	.293
Apr 09	at Georgia	31	2	6	2	1	0	2	13	3	0	0	0	1	0	0	1	7	24	10	2	6	.291
*Apr 12	at Boston College	32	2	7	2	1	0	0	8	2	0	3	0	1	0	0	1	11	24	10	2	6	.289
*Apr 13	at Boston College	38	9	13	9	1	0	1	17	5	0	1	0	0	1	0	0	9	27	13	1	8	.290
*Apr 14	at Boston College	29	7	6	5	1	0	0	7	9	2	1	0	4	2	0	2	8	27	11	0	10	.288
Apr 16	AUBURN	35	11	14	11	2	0	0	16	10	1	4	0	1	2	1	0	9	27	12	3	14	.292
*Apr 18	at Virginia Tech	29	2	5	2	0	0	0	5	7	0	2	0	1	0	1	1	7	24	11	0	9	.289
*Apr 20	at Virginia Tech	34	7	9	5	1	1	0	12	8	0	1	0	1	1	2	0	8	27	13	1	12	.288
*Apr 20	at Virginia Tech	33	4	8	4	1	0	0	9	8	1	1	1	0	0	0	0	10	27	8	0	10	.287
Totals		1372	259	394	237	64	7	34	574	221	20	48	3	39	22	21	19	316	1075	402	42	371	.287



2019 Georgia Tech Baseball  
Team Game-by-Game for Georgia Tech (as of Apr 21, 2019)  
Pitching (All games)

Date	Opponent	ip	h	r	er	bb	so	2b	3b	hr	wp	bk	hbp	dp	ibb	score	w-l	sv	era
Feb 15	ILLINOIS-CHICAGO	9.0	6	3	3	1	14	0	0	1	0	0	1	1	0	6-3	1-0	1	3.00
Feb 16	RICHMOND	9.0	13	7	7	6	7	1	0	2	2	0	0	0	0	1-7	1-1	1	5.00
Feb 16	WEST VIRGINIA	11.0	6	4	1	2	18	2	0	1	0	0	0	0	0	5-4	2-1	1	3.41
Feb 22	UCLA	11.0	9	3	2	5	8	0	0	0	1	0	0	1	0	4-3	3-1	1	2.92
Feb 23	UCLA	9.0	13	8	8	2	7	4	0	2	2	1	0	0	1	2-8	3-2	1	3.86
Feb 24	UCLA	9.0	12	6	3	3	11	3	0	1	0	0	3	1	0	0-6	3-3	1	3.72
Feb 26	GEORGIA STATE	9.0	6	3	3	2	6	1	0	1	0	0	0	0	0	7-3	4-3	1	3.63
Feb 27	at Georgia State	9.0	6	0	0	0	10	1	0	0	2	0	0	0	0	10-0	5-3	1	3.20
Mar 01	NORTHWESTERN	9.0	5	1	1	4	8	0	0	0	0	0	1	2	0	12-1	6-3	1	2.96
Mar 02	NORTHWESTERN	9.0	7	2	2	2	8	3	0	0	1	0	0	2	0	9-2	7-3	1	2.87
Mar 02	NORTHWESTERN	9.0	10	5	5	1	14	2	0	0	0	0	0	0	0	1-5	7-4	1	3.06
Mar 05	at Kennesaw State	9.0	12	7	7	4	13	1	0	1	4	0	0	0	0	10-7	8-4	1	3.38
Mar 06	KENNESAW STATE	9.0	5	1	1	3	11	0	0	0	1	0	1	1	0	9-1	9-4	1	3.20
*Mar 08	at Miami (FL)	10.0	10	4	4	1	9	4	0	1	3	0	3	1	1	5-4	10-4	1	3.23
*Mar 09	at Miami (FL)	8.2	10	6	6	2	8	1	0	3	0	0	0	0	0	5-6	10-5	1	3.42
*Mar 10	at Miami (FL)	8.0	10	9	8	4	12	2	1	2	1	0	1	0	1	6-9	10-6	1	3.72
Mar 12	GEORGIA SOUTHERN	9.0	13	6	4	6	3	1	0	0	3	1	0	2	0	7-6	11-6	2	3.73
*Mar 15	VIRGINIA	9.0	13	9	9	2	3	3	0	1	1	0	1	1	0	8-9	11-7	2	4.02
*Mar 16	VIRGINIA	9.0	8	3	2	0	6	1	0	1	1	0	1	0	0	7-3	12-7	2	3.92
*Mar 17	VIRGINIA	9.0	11	5	5	2	8	1	0	1	0	0	2	2	0	6-5	13-7	3	3.97
Mar 19	at Mercer	9.0	8	8	5	5	7	0	0	3	0	0	0	1	0	14-8	14-7	3	4.02
*Mar 22	at Louisville	9.0	2	1	1	2	10	1	0	0	0	0	0	0	0	3-1	15-7	4	3.88
*Mar 23	at Louisville	9.0	5	0	0	2	5	1	0	0	0	0	0	0	0	4-0	16-7	4	3.72
*Mar 24	at Louisville	8.2	12	5	5	6	8	0	0	0	0	0	0	1	0	4-5	16-8	4	3.78
Mar 26	GEORGIA	7.0	6	2	2	2	8	3	0	0	0	0	0	0	0	11-2	17-8	4	3.74
*Mar 29	NOTRE DAME	9.0	13	9	8	7	12	3	0	2	2	0	1	2	0	6-9	17-9	4	3.90
*Mar 30	NOTRE DAME	9.0	9	2	2	2	10	2	0	0	0	0	0	1	0	11-2	18-9	4	3.83
*Mar 31	NOTRE DAME	9.0	6	7	4	6	6	0	0	1	0	0	1	0	0	8-7	19-9	4	3.84
Apr 02	at Auburn	9.0	11	3	3	3	9	1	0	0	1	0	0	1	0	9-3	20-9	4	3.81
*Apr 05	NORTH CAROLINA	9.0	13	11	9	8	6	2	0	3	1	0	1	1	1	4-11	20-10	4	3.98
*Apr 06	NORTH CAROLINA	9.0	14	10	10	6	11	5	0	0	1	0	0	1	0	11-10	21-10	4	4.17
*Apr 07	NORTH CAROLINA	9.0	6	5	5	4	12	2	0	2	1	0	1	0	0	10-5	22-10	4	4.20
Apr 09	at Georgia	8.0	14	12	10	7	4	0	0	2	1	0	0	1	0	2-12	22-11	4	4.39
*Apr 12	at Boston College	8.0	14	9	6	1	10	5	1	0	0	0	0	2	0	2-9	22-12	4	4.45
*Apr 13	at Boston College	9.0	6	1	1	2	8	1	0	0	0	0	0	0	0	9-1	23-12	4	4.35
*Apr 14	at Boston College	9.0	5	0	0	3	10	1	0	0	0	0	0	1	0	7-0	24-12	4	4.23
Apr 16	AUBURN	9.0	13	6	5	5	8	3	0	0	2	0	0	1	0	11-6	25-12	4	4.25
*Apr 18	at Virginia Tech	8.0	9	3	3	3	5	1	0	2	0	0	1	2	0	2-3	25-13	4	4.23
*Apr 20	at Virginia Tech	9.0	10	5	4	1	9	3	0	1	0	0	0	1	0	7-5	26-13	5	4.23
*Apr 20	at Virginia Tech	9.0	3	3	3	9	10	2	0	0	0	0	0	0	0	4-3	27-13	6	4.19
Totals		358.1	364	194	167	136	352	67	2	34	31	2	19	30	4	259-194	27-13	6	4.19

## Record: 27-13 Home: 16-7 Away: 11-6 ACC: 13-8

Player	SEASON													CAREER												
	Avg	G-GS	AB	R	H	2B	3B	HR	RBI	BB	Hbp	SO	Sb-Att	Avg	G-GS	AB	R	H	2B	3B	HR	RBI	BB	Hbp	SO	Sb-Att
Michael Guldberg	.394	38-37	132	32	52	3	1	0	21	19	4	18	4-4	.388	66-47	170	44	66	5	1	2	30	27	7	24	5-5
Tristin English	.310	36-36	129	36	40	11	2	9	36	12	16	21	0-0	.300	150-148	577	104	173	49	3	20	140	28	31	93	1-2
Luke Waddell	.306	36-36	147	32	45	6	1	2	23	23	4	16	6-6	.296	78-67	267	52	79	14	2	3	33	33	6	33	7-9
Kyle McCann	.303	40-40	145	30	44	9	0	14	43	41	4	48	0-0	.274	142-127	456	107	125	20	1	38	109	111	14	144	1-1
Colin Hall	.287	40-40	157	26	45	12	0	1	23	12	0	34	2-2	.284	96-91	341	47	97	21	1	3	47	32	2	71	5-7
Austin Wilhite	.286	38-38	133	26	38	7	1	1	20	27	2	36	11-11	.290	151-150	544	88	158	34	3	8	75	73	6	148	15-19
Nick Wilhite	.268	40-40	138	21	37	3	0	0	19	23	1	25	7-9	.205	117-85	293	46	60	3	1	0	35	49	3	76	11-15
Baron Radcliff	.248	36-26	101	15	25	5	0	4	18	29	0	32	3-3	.216	74-42	190	23	41	8	0	8	30	35	0	76	3-3
Oscar Serratos	.242	35-34	128	16	31	4	1	2	19	10	4	38	4-4	.275	73-65	247	38	68	8	2	5	33	23	7	72	11-13
Chase Murray	.225	18-17	71	13	16	2	0	1	5	7	0	16	3-4	.296	119-116	446	79	132	21	4	9	68	41	2	93	10-14
-----																										
Charlie Benson	.333	11-0	6	1	2	0	0	0	1	2	2	4	1-1	.333	11-0	6	1	2	0	0	0	1	2	2	4	1-1
Jackson Webb	.321	25-13	53	10	17	2	1	0	8	7	1	15	7-7	.321	25-13	53	10	17	2	1	0	8	7	1	15	7-7
Paxton Rigby	.143	7-0	7	0	1	0	0	0	1	0	0	1	0-0	.143	21-0	21	2	3	1	0	0	1	2	0	6	0-0
Jamie Taylor	.143	6-1	7	0	1	0	0	0	0	1	0	3	0-0	.176	17-1	17	0	3	0	0	0	0	1	0	7	0-0
Cole Neuber	.000	11-0	8	0	0	0	0	0	0	3	1	2	0-0	.077	22-0	13	2	1	0	0	0	0	4	2	3	0-0
Ryan Miller	.000	4-0	4	0	0	0	0	0	0	0	0	4	0-0	.000	4-0	4	0	0	0	0	0	0	0	0	4	0-0
Cameron Turley	.000	6-2	4	1	0	0	0	0	0	4	0	3	0-0	.125	14-2	8	1	1	0	0	0	1	5	0	5	0-0
Micah Carpenter	.000	1-0	1	0	0	0	0	0	0	0	0	0	0-0	.000	22-1	1	0	0	0	0	0	0	0	0	0	0-0
Billy Zinnershine	.000	3-0	1	0	0	0	0	0	0	1	0	0	0-0	.000	3-0	1	0	0	0	0	0	0	1	0	0	0-0
Totals	.287	40-40	1372	259	394	64	7	34	237	221	39	316	48-51													
Opponents	.261	40-40	1395	194	364	67	2	34	179	136	19	352	29-35													

(All games Sorted by Earned run avg)

[illegible]

## 2019 Georgia Tech Baseball

Individual Season/Career Summary for Georgia Tech (as of Apr 21, 2019)

(All games Sorted by Fielding pct)

Player	SEASON										CAREER									
	CH	PO	A	E	Fld%	SBA	CSB	SBA%	PB	CI	Ch	PO	A	E	Fld%	SBA	CSB	SBA%	PB	CI
Baron Radcliff	50	49	1	0	1.000	0	0	.000	0	0	90	86	2	2	.978	0	0	.000	0	0
Chase Murray	33	32	1	0	1.000	0	0	.000	0	0	200	190	6	4	.980	0	0	.000	0	0
Jamie Taylor	30	28	2	0	1.000	2	0	1.000	1	0	32	29	3	0	1.000	2	0	1.000	1	0
Cameron Turley	21	18	3	0	1.000	3	1	.750	0	0	32	29	3	0	1.000	3	1	.750	2	0
Connor Thomas	15	2	13	0	1.000	4	0	1.000	0	0	35	4	28	3	.914	6	1	.857	0	0
Brant Hurter	7	0	7	0	1.000	5	0	1.000	0	0	15	1	12	2	.867	11	1	.917	0	0
Charlie Benson	7	5	2	0	1.000	0	0	.000	0	0	7	5	2	0	1.000	0	0	.000	0	0
Ryan Miller	4	4	0	0	1.000	0	0	.000	0	0	4	4	0	0	1.000	0	0	.000	0	0
Micah Carpenter	4	3	1	0	1.000	0	0	.000	0	0	21	10	8	3	.857	2	1	.667	0	0
Paxton Rigby	2	2	0	0	1.000	0	0	.000	0	0	16	14	2	0	1.000	0	0	.000	0	0
Keyton Gibson	2	1	1	0	1.000	3	1	.750	0	0	28	4	19	5	.821	10	9	.526	0	0
Robert Winborne	1	0	1	0	1.000	0	0	.000	0	0	10	3	7	0	1.000	1	3	.250	0	0
Jake Brace	1	0	1	0	1.000	1	0	1.000	0	0	1	0	1	0	1.000	1	0	1.000	0	0
Cole Neuber	1	1	0	0	1.000	0	0	.000	0	0	5	5	0	0	1.000	0	0	.000	0	0
Joseph Mannelly	1	1	0	0	1.000	0	0	.000	0	0	1	1	0	0	1.000	0	0	.000	0	0
Kyle McCann	335	300	33	2	.994	23	4	.852	5	0	938	855	71	12	.987	36	11	.766	12	0
Nick Wilhite	110	107	2	1	.991	0	0	.000	0	0	250	238	8	4	.984	0	0	.000	0	0
Tristin English	295	275	16	4	.986	0	0	.000	0	0	977	898	69	10	.990	2	1	.667	0	0
Luke Waddell	152	41	108	3	.980	0	0	.000	0	0	245	59	174	12	.951	0	0	.000	0	0
Jackson Webb	75	44	29	2	.973	0	0	.000	0	0	75	44	29	2	.973	0	0	.000	0	0
Austin Wilhite	187	69	111	7	.963	0	0	.000	0	0	681	250	396	35	.949	0	0	.000	0	0
Michael Guldberg	25	22	2	1	.960	0	0	.000	0	0	53	48	3	2	.962	0	0	.000	0	0
Colin Hall	56	50	3	3	.946	0	0	.000	0	0	147	135	8	4	.973	0	0	.000	0	0
Amos Willingham	9	3	5	1	.889	4	2	.667	0	0	9	3	5	1	.889	4	2	.667	0	0
Xzavion Curry	8	3	4	1	.875	2	1	.667	0	0	31	9	18	4	.871	9	4	.692	0	0
Oscar Serratos	69	12	45	12	.826	0	0	.000	0	0	158	41	93	24	.848	0	0	.000	0	0
Luke Bartnicki	5	0	4	1	.800	3	0	1.000	0	0	5	0	4	1	.800	3	0	1.000	0	0
Jonathan Hughes	5	1	3	1	.800	3	1	.750	0	0	25	8	16	1	.960	3	3	.500	0	0
Billy Zimmershine	4	1	2	1	.750	0	0	.000	0	0	4	1	2	1	.750	0	0	.000	0	0
Roedig, C	5	1	2	2	.600	3	1	.750	0	0	5	1	2	2	.600	3	1	.750	0	0
Jake Lee	0	0	0	0	.000	1	0	1.000	0	0	22	5	16	1	.955	13	2	.867	0	0
Will Shirah	0	0	0	0	.000	0	0	.000	0	0	0	0	0	0	.000	0	0	.000	0	0
Hugh Chapman	0	0	0	0	.000	0	0	.000	0	0	5	3	2	0	1.000	0	0	.000	0	0
Walker Barlow	0	0	0	0	.000	0	0	.000	0	0	0	0	0	0	.000	0	0	.000	0	0
Totals	1519	1075	402	42	.972	29	6	.829	6	0										
Opponents	1451	1045	366	40	.972	48	3	.941	12	0										

# 2019 Georgia Tech Baseball Individual Game-by-Game for Georgia Tech (as of Apr 21, 2019)

## #28 Walker Barlow - 3 appearances (All games)

Date	Opponent	GS	IP	H	R	ER	BB	SO	2B	3B	HR	WP	BK	HBP	IBB	Score	W-L	Sv	ERA	NP
Mar 01	NORTHWESTERN		1.0	1	1	1	1	0	0	0	0	0	0	0	0	12-1	0-0	0	9.00	19
Apr 05	NORTH CAROLINA		0.2	0	0	0	0	0	0	0	0	0	0	1	0	4-11	0-0	0	5.40	12
Apr 09	at Georgia		0.1	0	0	0	0	0	0	0	0	0	0	0	0	2-12	0-0	0	4.50	4
Totals		0	2.0	1	1	1	1	0	0	0	0	0	0	1	0	18-24	0-0	0	4.50	-

## #27 Luke Bartnicki - 4 games (All games)

Date	Opponent	Pos	AB	R	H	RBI	2B	3B	HR	BB	SB	CS	HBP	SAC	SF	GDP	K	PO	A	E	Avg
Mar 15	VIRGINIA	p	0	0	0	0	0	0	0	0	0	0	0	0	0	0	0	0	2	0	.000
Mar 29	NOTRE DAME	p	0	0	0	0	0	0	0	0	0	0	0	0	0	0	0	0	0	1	.000
Apr 02	at Auburn	p	0	0	0	0	0	0	0	0	0	0	0	0	0	0	0	0	1	0	.000
Apr 06	NORTH CAROLINA	p	0	0	0	0	0	0	0	0	0	0	0	0	0	0	0	0	1	0	.000
Totals		ogs	0	0	0	0	0	0	0	0	0	0	0	0	0	0	0	0	4	1	.000

On base pct. .000 • Slugging pct. .000

## #27 Luke Bartnicki - 19 appearances (All games)

Date	Opponent	GS	IP	H	R	ER	BB	SO	2B	3B	HR	WP	BK	HBP	IBB	Score	W-L	Sv	ERA	NP
Feb 16	WEST VIRGINIA		0.1	0	0	0	0	1	0	0	0	0	0	0	0	5-4	1-0	0	0.00	6
Feb 22	UCLA		0.1	1	1	1	1	0	0	0	0	0	0	0	0	4-3	1-0	0	13.50	7
Feb 24	UCLA		0.0	0	0	0	0	0	0	0	0	0	0	1	0	0-6	1-0	0	13.50	5
Feb 27	at Georgia State		2.0	1	0	0	0	3	1	0	0	0	0	0	0	10-0	1-0	0	3.38	26
Mar 02	NORTHWESTERN-2		0.2	1	0	0	0	1	0	0	0	0	0	0	0	1-5	1-0	0	2.70	12
Mar 05	at Kennesaw State		1.2	2	3	3	2	3	0	0	0	1	0	0	0	10-7	1-0	0	7.20	42
Mar 10	at Miami (FL)		0.1	1	1	1	2	1	0	0	0	0	0	0	0	6-9	1-0	0	8.44	17
Mar 12	GEORGIA SOUTHERN		0.1	0	0	0	0	1	0	0	0	0	0	0	0	7-6	1-0	1	7.94	5
Mar 15	VIRGINIA		1.0	2	1	1	0	0	0	0	0	0	0	0	0	8-9	1-0	1	8.10	12
Mar 17	VIRGINIA		1.0	1	1	1	1	0	0	0	0	0	0	0	0	6-5	1-0	1	8.22	15
Mar 24	at Louisville		1.0	3	0	0	1	1	0	0	0	0	0	0	0	4-5	1-0	1	7.27	22
Mar 29	NOTRE DAME		1.0	2	2	1	1	2	1	0	0	0	0	0	0	6-9	1-0	1	7.45	21
Apr 02	at Auburn		2.2	2	0	0	2	2	0	0	0	0	0	0	0	9-3	1-0	1	5.84	54
Apr 06	NORTH CAROLINA		0.2	3	2	2	1	1	1	0	0	0	0	0	0	11-10	1-0	1	6.92	29
Apr 07	NORTH CAROLINA		0.2	1	0	0	0	2	1	0	0	0	0	0	0	10-5	1-0	1	6.59	13
Apr 09	at Georgia		1.0	3	2	2	1	0	0	0	0	0	0	0	0	2-12	1-0	1	7.36	27
Apr 14	at Boston College		2.0	3	0	0	0	1	1	0	0	0	0	0	0	7-0	1-0	1	6.48	23
Apr 18	at Virginia Tech		2.0	2	0	0	0	1	0	0	0	0	0	0	0	2-3	1-0	1	5.79	27
Apr 20	at Virginia Tech-2		0.1	1	2	2	1	1	0	0	0	0	0	0	0	4-3	1-0	1	6.63	13
Totals		0	19.0	29	15	14	13	21	5	0	0	1	0	1	0	112-104	1-0	1	6.63	-

## #9 Charlie Benson - 11 games (All games)

Date	Opponent	Pos	AB	R	H	RBI	2B	3B	HR	BB	SB	CS	HBP	SAC	SF	GDP	K	PO	A	E	Avg
Feb 22	UCLA	2b	0	0	0	0	0	0	0	0	0	0	0	0	0	0	0	2	0	0	.000
Feb 24	UCLA	2b	0	0	0	0	0	0	0	1	0	0	0	0	0	0	0	0	0	0	.000
Feb 27	at Georgia State	ph/3b	0	1	0	0	0	0	0	0	0	0	1	0	0	0	0	1	0	0	.000
Mar 01	NORTHWESTERN	3b	1	0	0	0	0	0	0	0	0	0	0	0	0	0	1	0	0	0	.000
Mar 05	at Kennesaw State	3b	0	0	0	0	0	0	0	0	0	0	0	0	0	0	0	0	0	0	.000
Mar 06	KENNESAW STATE	3b	0	0	0	0	0	0	0	0	0	0	0	0	0	0	0	0	0	0	.000
Mar 30	NOTRE DAME	ph/2b	1	0	1	0	0	0	0	0	0	0	0	0	0	0	0	0	0	0	.500
Apr 09	at Georgia	ph/2b	1	0	0	0	0	0	0	0	0	0	0	0	0	0	1	0	0	0	.333
Apr 14	at Boston College	3b	1	0	0	0	0	0	0	1	1	0	1	0	0	0	1	2	2	0	.250
Apr 18	at Virginia Tech	3b	0	0	0	0	0	0	0	0	0	0	0	0	0	0	0	0	0	0	.250
Apr 20	at Virginia Tech-2	ph/dh	2	0	1	1	0	0	0	0	0	0	0	0	0	0	1	0	0	0	.333
Totals		ogs	6	1	2	1	0	0	0	2	1	0	2	0	0	0	4	5	2	0	.333

On base pct. .600 • Slugging pct. .333

# 2019 Georgia Tech Baseball Individual Game-by-Game for Georgia Tech (as of Apr 21, 2019)

## #39 Jake Brace - 1 game (All games)

Date	Opponent	Pos	AB	R	H	RBI	2B	3B	HR	BB	SB	CS	HBP	SAC	SF	GDP	K	PO	A	E	Avg
Apr 12	at Boston College	p	0	0	0	0	0	0	0	0	0	0	0	0	0	0	0	0	1	0	.000
Totals		0gs	0	0	0	0	0	0	0	0	0	0	0	0	0	0	0	0	1	0	.000

On base pct. .000 • Slugging pct. .000

## #39 Jake Brace - 4 appearances (All games)

Date	Opponent	GS	IP	H	R	ER	BB	SO	2B	3B	HR	WP	BK	HBP	IBB	Score	W-L	Sv	ERA	NP
Mar 01	NORTHWESTERN		2.0	1	0	0	0	1	0	0	0	0	0	1	0	12-1	0-0	0	0.00	27
Mar 29	NOTRE DAME		1.0	2	0	0	1	0	0	0	0	1	0	0	0	6-9	0-0	0	0.00	17
Apr 02	at Auburn	*	1.1	5	3	3	1	0	1	0	0	0	0	0	0	9-3	0-0	0	6.23	37
Apr 12	at Boston College		1.0	2	2	2	1	2	0	0	0	0	0	0	0	2-9	0-0	0	8.44	22
Totals		1	5.1	10	5	5	3	3	1	0	0	1	0	1	0	29-22	0-0	0	8.44	-

## #40 Micah Carpenter - 3 games (All games)

Date	Opponent	Pos	AB	R	H	RBI	2B	3B	HR	BB	SB	CS	HBP	SAC	SF	GDP	K	PO	A	E	Avg
Feb 16	RICHMOND	p	0	0	0	0	0	0	0	0	0	0	0	0	0	0	0	2	1	0	.000
Mar 01	NORTHWESTERN	of	1	0	0	0	0	0	0	0	0	0	0	0	0	0	0	0	0	0	.000
Apr 20	at Virginia Tech-2	p	0	0	0	0	0	0	0	0	0	0	0	0	0	0	0	1	0	0	.000
Totals		0gs	1	0	0	0	0	0	0	0	0	0	0	0	0	0	0	3	1	0	.000

On base pct. .000 • Slugging pct. .000

## #40 Micah Carpenter - 11 appearances (All games)

Date	Opponent	GS	IP	H	R	ER	BB	SO	2B	3B	HR	WP	BK	HBP	IBB	Score	W-L	Sv	ERA	NP
Feb 16	RICHMOND		3.0	3	1	1	2	4	0	0	0	0	0	0	0	1-7	0-0	0	3.00	54
Feb 23	UCLA		0.2	2	1	1	0	0	0	0	1	0	0	0	0	2-8	0-0	0	4.91	10
Mar 05	at Kennesaw State		2.1	5	3	3	1	7	1	0	1	3	0	0	0	10-7	0-0	0	7.50	56
Mar 10	at Miami (FL)		0.2	2	1	1	0	1	0	0	1	0	0	0	0	6-9	0-0	0	8.10	12
Mar 19	at Mercer		1.0	0	0	0	1	0	0	0	0	0	0	0	0	14-8	0-0	0	7.04	20
Mar 29	NOTRE DAME		1.0	1	0	0	0	1	0	0	0	0	0	0	0	6-9	0-0	0	6.23	11
Apr 05	NORTH CAROLINA		1.1	2	1	1	0	2	1	0	1	0	0	0	0	4-11	0-0	0	6.30	20
Apr 09	at Georgia		0.2	0	0	0	0	2	0	0	0	0	0	0	0	2-12	0-0	0	5.91	8
Apr 13	at Boston College		2.0	1	0	0	1	4	1	0	0	0	0	0	0	9-1	0-0	0	4.97	35
Apr 16	AUBURN		1.0	2	0	0	0	2	0	0	0	0	0	0	0	11-6	0-0	0	4.61	20
Apr 20	at Virginia Tech-2		1.0	0	0	0	1	0	0	0	0	0	0	0	0	4-3	0-0	1	4.30	19
Totals		0	14.2	18	7	7	6	23	3	0	4	3	0	0	0	69-81	0-0	1	4.30	-

## #15 Hugh Chapman - 8 appearances (All games)

Date	Opponent	GS	IP	H	R	ER	BB	SO	2B	3B	HR	WP	BK	HBP	IBB	Score	W-L	Sv	ERA	NP
Feb 23	UCLA		1.0	1	0	0	0	0	1	0	0	0	0	0	0	2-8	0-0	0	0.00	14
Feb 24	UCLA		0.1	0	0	0	0	0	0	0	0	0	0	0	0	0-6	0-0	0	0.00	4
Mar 02	NORTHWESTERN-2		0.2	1	0	0	0	0	0	0	0	0	0	0	0	1-5	0-0	0	0.00	12
Mar 06	KENNESAW STATE		1.1	2	1	1	2	3	0	0	0	0	0	0	0	9-1	0-0	0	2.70	42
Mar 16	VIRGINIA		1.2	1	1	0	0	0	0	0	0	1	0	0	0	7-3	0-0	0	1.80	19
Mar 31	NOTRE DAME		1.0	2	2	2	0	1	0	0	1	0	0	0	0	8-7	0-0	0	4.50	24
Apr 06	NORTH CAROLINA		0.1	0	0	0	0	0	0	0	0	0	0	0	0	11-10	0-0	0	4.26	7
Apr 16	AUBURN		1.0	2	1	1	0	1	1	0	0	1	0	0	0	11-6	0-0	0	4.91	15
Totals		0	7.1	9	5	4	2	5	2	0	1	2	0	0	0	49-46	0-0	0	4.91	-



# 2019 Georgia Tech Baseball Individual Game-by-Game for Georgia Tech (as of Apr 21, 2019)

## #1 Xzavion Curry - 5 games (All games)

Date	Opponent	Pos	AB	R	H	RBI	2B	3B	HR	BB	SB	CS	HBP	SAC	SF	GDP	K	PO	A	E	Avg
Feb 22	UCLA	*p	0	0	0	0	0	0	0	0	0	0	0	0	0	0	0	0	0	1	.000
Mar 08	at Miami (FL)	*p	0	0	0	0	0	0	0	0	0	0	0	0	0	0	0	1	0	0	.000
Mar 15	VIRGINIA	*p	0	0	0	0	0	0	0	0	0	0	0	0	0	0	0	1	0	0	.000
Apr 12	at Boston College	*p	0	0	0	0	0	0	0	0	0	0	0	0	0	0	0	0	2	0	.000
Apr 18	at Virginia Tech	*p	0	0	0	0	0	0	0	0	0	0	0	0	0	0	0	2	1	0	.000
Totals		5gs	0	0	0	0	0	0	0	0	0	0	0	0	0	0	0	3	4	1	.000

On base pct. .000 • Slugging pct. .000

## #1 Xzavion Curry - 10 appearances (All games)

Date	Opponent	GS	IP	H	R	ER	BB	SO	2B	3B	HR	WP	BK	HBP	IBB	Score	W-L	Sv	ERA	NP
Feb 15	ILLINOIS-CHICAGO	*	5.0	5	2	2	0	9	0	0	1	0	0	0	0	6-3	1-0	0	3.60	88
Feb 22	UCLA	*	5.0	5	2	1	3	4	0	0	0	1	0	0	0	4-3	1-0	0	2.70	91
Mar 01	NORTHWESTERN	*	5.0	2	0	0	2	7	0	0	0	0	0	0	0	12-1	2-0	0	1.80	93
Mar 08	at Miami (FL)	*	6.1	7	4	4	0	9	2	0	1	2	0	2	0	5-4	2-0	0	2.95	106
Mar 15	VIRGINIA	*	6.0	8	5	5	2	3	2	0	1	0	0	0	0	8-9	2-0	0	3.95	109
Mar 22	at Louisville	*	8.0	1	1	1	2	9	1	0	0	0	0	0	0	3-1	3-0	0	3.31	113
Mar 29	NOTRE DAME	*	4.0	5	4	4	2	5	1	0	1	0	0	1	0	6-9	3-0	0	3.89	77
Apr 07	NORTH CAROLINA	*	3.0	1	0	0	2	7	0	0	0	1	0	0	0	10-5	4-0	0	3.61	62
Apr 12	at Boston College	*	5.0	11	7	4	0	4	5	1	0	0	0	0	0	2-9	4-1	0	3.99	82
Apr 18	at Virginia Tech	*	6.0	7	3	3	3	4	1	0	2	0	0	1	0	2-3	4-2	0	4.05	93
Totals		9	53.1	52	28	24	16	61	12	1	6	4	0	4	0	58-47	4-2	0	4.05	-

## #11 Tristin English - 36 games (All games)

Date	Opponent	Pos	AB	R	H	RBI	2B	3B	HR	BB	SB	CS	HBP	SAC	SF	GDP	K	PO	A	E	Avg
Feb 15	ILLINOIS-CHICAGO	*1b/p	3	1	0	1	0	0	0	1	0	0	1	0	0	0	0	2	0	0	.000
Feb 16	RICHMOND	*1b	4	0	2	0	1	0	0	0	0	0	1	0	0	0	0	6	2	0	.286
Feb 16	WEST VIRGINIA	*1b/p	4	2	1	0	0	0	0	0	0	0	1	0	0	0	0	10	1	0	.273
Feb 22	UCLA	*1b/p	5	0	0	0	0	0	0	0	0	0	0	0	0	0	2	7	3	0	.188
Feb 23	UCLA	*1b	3	0	0	1	0	0	0	0	0	0	0	0	1	1	0	8	0	0	.158
Feb 24	UCLA	*1b	4	0	0	0	0	0	0	0	0	0	0	0	0	0	1	6	0	0	.130
Feb 26	GEORGIA STATE	*1b/p	4	1	1	0	0	0	0	0	0	0	1	0	0	0	0	6	0	0	.148
Feb 27	at Georgia State	*1b	3	1	1	2	0	0	1	0	0	0	1	0	0	0	0	6	0	0	.167
Mar 01	NORTHWESTERN	*1b	1	2	0	0	0	0	0	2	0	0	2	0	0	0	1	4	0	1	.161
Mar 02	NORTHWESTERN-1	*1b	5	0	0	0	0	0	0	0	0	0	0	0	0	0	2	12	1	0	.139
Mar 02	NORTHWESTERN-2	*1b/p	4	0	2	0	0	1	0	0	0	0	0	0	0	0	1	9	0	0	.175
Mar 05	at Kennesaw State	*1b	4	2	3	1	1	0	0	1	0	0	0	0	0	0	0	6	0	0	.227
Mar 06	KENNESAW STATE	*1b	3	1	0	0	0	0	0	1	0	0	0	0	0	0	0	7	0	0	.213
Mar 08	at Miami (FL)	*1b	5	2	2	3	0	0	2	0	0	0	0	0	0	0	1	5	2	0	.231
Mar 09	at Miami (FL)	*1b	5	1	2	0	1	0	0	0	0	0	0	0	0	0	1	7	1	0	.246
Mar 10	at Miami (FL)	*1b	3	1	1	2	0	0	1	0	0	0	1	0	0	1	0	6	0	0	.250
Mar 12	GEORGIA SOUTHERN	*1b	4	1	2	1	2	0	0	0	0	0	1	0	0	0	0	9	0	1	.266
Mar 15	VIRGINIA	*1b	5	2	3	2	1	0	0	1	0	0	0	0	0	0	0	11	0	0	.290
Mar 16	VIRGINIA	*1b	3	0	0	0	0	0	0	0	0	0	2	0	0	1	1	13	0	0	.278
Mar 17	VIRGINIA	*1b/p	2	0	0	1	0	0	0	1	0	0	0	0	1	0	0	9	0	0	.270
Mar 19	at Mercer	*1b	6	0	1	0	1	0	0	0	0	0	0	0	0	0	3	13	1	0	.262
Mar 22	at Louisville	*1b/p	3	1	0	0	0	0	0	1	0	0	0	0	0	0	1	1	1	0	.253
Mar 23	at Louisville	*1b	3	0	0	0	0	0	0	1	0	0	0	0	0	1	0	14	1	0	.244
Mar 24	at Louisville	*1b	3	0	1	3	0	0	0	0	0	0	0	0	1	0	0	7	0	0	.247
Mar 26	GEORGIA	*1b	2	1	0	3	0	0	0	0	0	0	0	0	2	0	1	4	1	0	.242
Mar 29	NOTRE DAME	*1b	4	3	3	3	1	0	2	0	0	0	0	0	0	0	0	7	0	0	.263
Mar 30	NOTRE DAME	*1b	4	2	2	2	0	0	0	0	0	0	0	0	0	0	0	9	0	0	.273
Mar 31	NOTRE DAME	*1b/p	4	2	2	0	0	0	0	0	0	0	1	0	0	0	1	8	0	0	.282
Apr 02	at Auburn	*1b	3	0	1	2	1	0	0	2	0	0	0	0	0	0	1	9	0	0	.283
Apr 05	NORTH CAROLINA	*1b	4	1	1	0	0	0	0	0	0	0	0	0	0	0	0	11	0	2	.282
Apr 06	NORTH CAROLINA	*1b	5	5	4	3	1	1	1	0	0	0	0	0	0	0	0	7	0	0	.304
Apr 07	NORTH CAROLINA	*1b/p	3	1	2	4	0	0	1	0	0	0	2	0	0	0	1	5	1	0	.314
Apr 09	at Georgia	*1b	2	1	1	1	0	0	1	0	0	0	1	0	0	0	0	9	1	0	.317
Apr 12	at Boston College	*1b	3	1	1	0	0	0	0	1	0	0	0	0	0	0	1	8	0	0	.317
Apr 13	at Boston College	*1b	5	1	1	0	1	0	0	0	0	0	0	0	0	0	1	11	0	0	.312
Apr 14	at Boston College	*1b	1	0	0	1	0	0	0	0	0	0	1	0	0	0	1	3	0	0	.310
Totals		36gs	129	36	40	36	11	2	9	12	0	0	16	0	5	4	21	275	16	4	.310

On base pct. .420 • Slugging pct. .636

2019 Georgia Tech Baseball  
Individual Game-by-Game for Georgia Tech (as of Apr 21, 2019)

#11 Tristin English - 10 appearances (All games)

Date	Opponent	GS	IP	H	R	ER	BB	SO	2B	3B	HR	WP	BK	HBP	IBB	Score	W-L	Sv	ERA	NP
Feb 15	ILLINOIS-CHICAGO		1.0	0	0	0	0	1	0	0	0	0	0	0	0	6-3	0-0	1	0.00	9
Feb 16	WEST VIRGINIA		2.0	1	1	1	0	4	0	0	1	0	0	0	0	5-4	0-0	1	3.00	25
Feb 22	UCLA		3.0	2	0	0	0	2	0	0	0	0	0	0	0	4-3	1-0	1	1.50	29
Feb 26	GEORGIA STATE		2.0	3	2	2	0	1	1	0	0	0	0	0	0	7-3	1-0	1	3.38	21
Mar 02	NORTHWESTERN-2		0.1	2	2	2	0	0	2	0	0	0	0	0	0	1-5	1-0	1	5.40	10
Mar 17	VIRGINIA		1.0	2	0	0	0	1	0	0	0	0	0	0	0	6-5	1-0	2	4.82	17
Mar 22	at Louisville		1.0	1	0	0	0	1	0	0	0	0	0	0	0	3-1	1-0	3	4.35	13
Mar 31	NOTRE DAME		2.0	1	2	1	3	2	0	0	0	0	0	0	0	8-7	2-0	3	4.38	44
Apr 07	NORTH CAROLINA		1.0	2	1	1	1	0	1	0	0	0	0	0	0	10-5	2-0	3	4.72	25
Apr 20	at Virginia Tech-1		1.0	0	0	0	0	0	0	0	0	0	0	0	0	7-5	2-0	4	4.40	11
Totals		0	14.1	14	8	7	4	12	4	0	1	0	0	0	0	57-41	2-0	4	4.40	-

#37 Keyton Gibson - 1 game (All games)

Date	Opponent	Pos	AB	R	H	RBI	2B	3B	HR	BB	SB	CS	HBP	SAC	SF	GDP	K	PO	A	E	Avg
Mar 12	GEORGIA SOUTHERN	p	0	0	0	0	0	0	0	0	0	0	0	0	0	0	0	1	1	0	.000
Totals		0gs	0	0	0	0	0	0	0	0	0	0	0	0	0	0	0	1	1	0	.000

On base pct. .000 • Slugging pct. .000

#37 Keyton Gibson - 12 appearances (All games)

Date	Opponent	GS	IP	H	R	ER	BB	SO	2B	3B	HR	WP	BK	HBP	IBB	Score	W-L	Sv	ERA	NP
Feb 16	WEST VIRGINIA		1.2	0	0	0	0	3	0	0	0	0	0	0	0	5-4	0-0	0	0.00	19
Feb 24	UCLA		0.2	0	0	0	0	1	0	0	0	0	0	1	0	0-6	0-0	0	0.00	9
Feb 26	GEORGIA STATE		3.0	0	0	0	1	4	0	0	0	0	0	0	0	7-3	1-0	0	0.00	35
Mar 02	NORTHWESTERN-2		0.0	2	3	3	1	0	0	0	0	0	0	0	0	1-5	1-1	0	5.06	13
Mar 09	at Miami (FL)		2.2	3	3	3	1	3	0	0	2	0	0	0	0	5-6	1-2	0	6.75	54
Mar 12	GEORGIA SOUTHERN		0.2	0	0	0	2	0	0	0	0	1	1	0	0	7-6	1-2	0	6.23	19
Mar 15	VIRGINIA		0.2	0	0	0	0	0	0	0	0	0	0	0	0	8-9	1-2	0	5.79	1
Mar 17	VIRGINIA		0.0	1	2	2	0	0	0	0	1	0	0	1	0	6-5	1-2	0	7.71	8
Mar 29	NOTRE DAME		1.0	0	0	0	0	3	0	0	0	0	0	0	0	6-9	1-2	0	6.97	17
Apr 02	at Auburn		2.0	0	0	0	0	3	0	0	0	0	0	0	0	9-3	1-2	0	5.84	30
Apr 06	NORTH CAROLINA		0.1	0	2	2	2	0	0	0	0	0	0	0	0	11-10	1-2	0	7.11	14
Apr 09	at Georgia		1.0	3	5	5	4	0	0	0	0	1	0	0	0	2-12	1-2	0	9.88	36
Totals		0	13.2	9	15	15	11	17	0	0	3	2	1	2	0	67-78	1-2	0	9.88	-

2019 Georgia Tech Baseball  
Individual Game-by-Game for Georgia Tech (as of Apr 21, 2019)

#6 Michael Guldberg - 38 games (All games)

Date	Opponent	Pos	AB	R	H	RBI	2B	3B	HR	BB	SB	CS	HBP	SAC	SF	GDP	K	PO	A	E	Avg
Feb 15	ILLINOIS-CHICAGO	*dh	4	0	1	0	0	0	0	0	0	0	0	0	0	0	0	0	0	0	.250
Feb 16	RICHMOND	ph	0	0	0	0	0	0	0	1	0	0	0	0	0	0	0	0	0	0	.250
Feb 16	WEST VIRGINIA	*dh	2	0	2	1	0	0	0	1	0	0	0	0	0	0	0	0	0	0	.500
Feb 22	UCLA	*dh	2	0	0	1	0	0	0	0	0	0	0	0	1	0	0	0	0	0	.375
Feb 23	UCLA	*dh	3	1	1	0	0	0	0	0	0	0	0	0	0	0	0	0	0	0	.364
Feb 24	UCLA	*dh	2	0	0	0	0	0	0	0	0	0	0	0	0	0	0	0	0	0	.308
Feb 26	GEORGIA STATE	*dh	4	2	3	0	0	0	0	0	1	0	0	0	0	0	0	0	0	0	.412
Feb 27	at Georgia State	*dh	2	2	2	1	0	0	0	2	0	0	0	0	0	0	0	0	0	0	.474
Mar 01	NORTHWESTERN	*dh	3	1	2	1	0	0	0	0	0	0	0	1	0	0	0	0	0	0	.500
Mar 02	NORTHWESTERN-1	*dh	5	0	1	0	0	0	0	0	0	0	0	0	0	0	0	0	0	0	.444
Mar 05	at Kennesaw State	*dh	4	0	1	2	0	0	0	0	0	0	0	1	0	0	0	0	0	0	.419
Mar 06	KENNESAW STATE	*dh	4	1	2	2	0	0	0	0	0	0	0	0	0	0	0	0	0	0	.429
Mar 08	at Miami (FL)	*dh	4	1	2	1	0	0	0	0	0	0	1	0	0	0	0	0	0	0	.436
Mar 09	at Miami (FL)	*2b	1	0	0	0	0	0	0	0	0	0	0	1	0	0	1	0	1	1	.425
Mar 10	at Miami (FL)	*dh	4	1	2	0	0	0	0	0	0	0	0	0	0	0	0	0	0	0	.432
Mar 12	GEORGIA SOUTHERN	*dh	5	3	4	2	1	0	0	0	0	0	0	0	0	0	0	0	0	0	.469
Mar 15	VIRGINIA	*dh	6	3	4	0	0	0	0	0	0	0	0	0	0	0	1	0	0	0	.491
Mar 16	VIRGINIA	*dh	4	1	3	0	0	0	0	1	0	0	0	0	0	0	0	0	0	0	.508
Mar 17	VIRGINIA	*dh	3	1	2	0	0	0	0	0	0	0	0	1	0	0	0	0	0	0	.516
Mar 19	at Mercer	*dh	6	1	3	3	0	0	0	0	0	0	0	0	0	0	1	0	0	0	.515
Mar 22	at Louisville	*dh	3	1	0	0	0	0	0	1	0	0	0	0	0	0	3	0	0	0	.493
Mar 23	at Louisville	*dh	4	0	2	0	0	0	0	0	0	0	1	0	0	0	0	0	0	0	.493
Mar 24	at Louisville	*dh	5	0	1	0	0	0	0	0	0	0	0	0	0	0	1	0	0	0	.475
Mar 26	GEORGIA	*dh	2	2	1	0	0	0	0	2	0	0	0	0	0	0	1	0	0	0	.476
Mar 29	NOTRE DAME	*dh	4	1	2	0	0	1	0	0	0	0	1	0	0	0	2	0	0	0	.477
Mar 30	NOTRE DAME	*dh	2	2	0	0	0	0	0	1	0	0	1	0	0	0	0	0	0	0	.466
Apr 02	at Auburn	*dh	4	1	2	3	1	0	0	1	1	0	0	0	0	0	0	0	0	0	.467
Apr 05	NORTH CAROLINA	*dh	5	0	0	0	0	0	0	0	0	0	0	0	0	0	3	0	0	0	.443
Apr 06	NORTH CAROLINA	*dh	3	2	2	1	1	0	0	2	0	0	0	0	1	0	0	0	0	0	.450
Apr 07	NORTH CAROLINA	*dh	4	2	1	0	0	0	0	1	0	0	0	0	0	1	0	0	0	0	.442
Apr 09	at Georgia	*dh	4	0	0	0	0	0	0	0	0	0	0	0	0	0	1	0	0	0	.426
Apr 12	at Boston College	*dh	4	0	0	0	0	0	0	0	0	0	0	0	0	0	1	0	0	0	.411
Apr 13	at Boston College	*dh	3	0	1	0	0	0	0	0	0	0	0	1	0	0	1	0	0	0	.409
Apr 14	at Boston College	*dh	4	0	0	1	0	0	0	0	0	0	0	1	0	0	0	0	0	0	.395
Apr 16	AUBURN	*dh	2	2	2	1	0	0	0	3	1	0	0	1	0	0	0	0	0	0	.405
Apr 18	at Virginia Tech	*dh	5	0	2	0	0	0	0	0	0	0	0	0	0	0	0	0	0	0	.405
Apr 20	at Virginia Tech-1	*1b	2	0	0	1	0	0	0	2	1	0	0	0	1	0	1	13	1	0	.398
Apr 20	at Virginia Tech-2	*1b	4	1	1	0	0	0	0	1	0	0	0	0	0	0	1	9	0	0	.394
Totals		37gs	132	32	52	21	3	1	0	19	4	0	4	7	3	1	18	22	2	1	.394

On base pct. .475 • Slugging pct. .432

2019 Georgia Tech Baseball  
Individual Game-by-Game for Georgia Tech (as of Apr 21, 2019)

#5 Colin Hall - 40 games (All games)

Date	Opponent	Pos	AB	R	H	RBI	2B	3B	HR	BB	SB	CS	HBP	SAC	SF	GDP	K	PO	A	E	Avg
Feb 15	ILLINOIS-CHICAGO	*of	4	0	0	0	0	0	0	0	0	0	0	0	0	0	2	0	0	0	.000
Feb 16	RICHMOND	*of/of	4	0	1	0	0	0	0	0	0	0	0	0	0	0	0	0	0	0	.125
Feb 16	WEST VIRGINIA	*of	4	2	2	0	2	0	0	1	0	0	0	0	0	0	1	2	0	0	.250
Feb 22	UCLA	*of	4	0	0	0	0	0	0	0	0	0	0	0	0	0	1	4	0	0	.188
Feb 23	UCLA	*of	3	1	1	0	1	0	0	1	0	0	0	0	0	0	0	0	0	0	.211
Feb 24	UCLA	*of	4	0	0	0	0	0	0	0	0	0	0	0	0	0	1	2	0	0	.174
Feb 26	GEORGIA STATE	*of	5	0	1	2	0	0	0	0	0	0	0	0	0	0	1	4	0	0	.179
Feb 27	at Georgia State	*of	3	0	1	0	1	0	0	1	0	0	0	0	0	0	0	4	0	0	.194
Mar 01	NORTHWESTERN	*of	4	0	3	1	1	0	0	0	0	0	0	0	0	0	0	0	0	0	.257
Mar 02	NORTHWESTERN-1	*of/of	3	0	0	0	0	0	0	0	0	0	0	1	0	0	0	1	0	0	.237
Mar 02	NORTHWESTERN-2	*of	3	0	0	0	0	0	0	0	0	0	0	0	0	0	2	2	0	0	.220
Mar 05	at Kennesaw State	*of	3	0	0	0	0	0	0	0	0	0	0	0	0	0	0	2	0	0	.205
Mar 06	KENNESAW STATE	*of/of	4	0	2	0	1	0	0	0	0	0	0	0	0	0	0	1	0	0	.229
Mar 08	at Miami (FL)	*of	4	0	1	0	1	0	0	1	0	0	0	0	0	0	2	1	1	0	.231
Mar 09	at Miami (FL)	*of	5	0	2	0	0	0	0	0	0	0	0	0	0	0	1	3	0	0	.246
Mar 10	at Miami (FL)	*of	5	0	1	1	0	0	0	0	0	0	0	0	0	1	0	0	0	0	.242
Mar 12	GEORGIA SOUTHERN	*of	5	1	2	1	0	0	0	0	0	0	0	0	0	0	1	0	0	0	.254
Mar 15	VIRGINIA	*of	4	0	0	2	0	0	0	0	0	0	0	0	1	0	0	1	0	0	.239
Mar 16	VIRGINIA	*of	5	1	1	0	0	0	0	0	0	0	0	0	0	0	3	2	0	0	.237
Mar 17	VIRGINIA	*of	4	1	1	0	0	0	0	0	0	0	0	0	0	0	0	3	0	0	.237
Mar 19	at Mercer	*of	4	3	4	1	1	0	0	0	0	0	0	0	1	0	0	1	0	0	.274
Mar 22	at Louisville	*of	3	0	1	1	0	0	0	0	0	0	0	0	1	0	1	1	0	0	.276
Mar 23	at Louisville	*of	4	1	1	1	0	0	0	0	1	0	0	0	0	0	1	0	0	0	.275
Mar 24	at Louisville	*of	4	0	1	0	0	0	0	0	0	0	0	0	0	0	1	2	0	0	.274
Mar 26	GEORGIA	*of	4	1	2	2	1	0	0	0	0	0	0	0	0	0	2	3	0	0	.283
Mar 29	NOTRE DAME	*of	4	1	2	1	0	0	0	0	0	0	0	0	0	0	2	1	0	0	.291
Mar 30	NOTRE DAME	*of	4	1	2	2	0	0	1	0	0	0	0	1	0	0	1	2	0	0	.299
Mar 31	NOTRE DAME	*of	2	2	0	0	0	0	0	2	0	0	0	1	0	0	0	0	0	1	.294
Apr 02	at Auburn	*of	5	2	2	0	0	0	0	0	0	0	0	0	0	0	2	0	1	0	.298
Apr 05	NORTH CAROLINA	*of	4	0	0	0	0	0	0	0	0	0	0	0	0	0	2	0	0	0	.288
Apr 06	NORTH CAROLINA	*of	5	1	3	3	2	0	0	0	0	0	0	0	0	0	0	1	0	0	.301
Apr 07	NORTH CAROLINA	*of	5	0	0	1	0	0	0	0	0	0	0	0	0	0	1	1	0	0	.289
Apr 09	at Georgia	*of	3	0	0	0	0	0	0	0	0	0	0	0	0	0	1	0	0	0	.282
Apr 12	at Boston College	*of	3	0	1	1	0	0	0	1	1	0	0	0	0	0	0	0	0	2	.284
Apr 13	at Boston College	*of	4	2	2	2	0	0	0	1	0	0	0	0	0	0	2	1	0	0	.290
Apr 14	at Boston College	*of	5	0	0	0	0	0	0	0	0	0	0	0	0	0	2	0	0	0	.280
Apr 16	AUBURN	*of	5	2	3	1	1	0	0	0	0	0	0	0	0	0	1	1	0	0	.291
Apr 18	at Virginia Tech	*of	4	0	0	0	0	0	0	0	0	0	0	0	0	0	1	1	0	0	.283
Apr 20	at Virginia Tech-1	*of	3	3	2	0	0	0	0	2	0	0	0	0	0	0	0	2	0	0	.290
Apr 20	at Virginia Tech-2	*of	2	1	0	0	0	0	0	2	0	0	0	0	0	0	1	0	0	0	.287
Totals		40gs	157	26	45	23	12	0	1	12	2	0	0	3	3	1	34	50	3	3	.287

On base pct. .331 • Slugging pct. .382

#8 Jonathan Hughes - 3 games (All games)

Date	Opponent	Pos	AB	R	H	RBI	2B	3B	HR	BB	SB	CS	HBP	SAC	SF	GDP	K	PO	A	E	Avg
Feb 24	UCLA	p	0	0	0	0	0	0	0	0	0	0	0	0	0	0	0	0	1	1	.000
Mar 08	at Miami (FL)	p	0	0	0	0	0	0	0	0	0	0	0	0	0	0	0	1	1	0	.000
Mar 12	GEORGIA SOUTHERN	p	0	0	0	0	0	0	0	0	0	0	0	0	0	0	0	0	1	0	.000
Totals		0gs	0	0	0	0	0	0	0	0	0	0	0	0	0	0	0	1	3	1	.000

On base pct. .000 • Slugging pct. .000

# 2019 Georgia Tech Baseball Individual Game-by-Game for Georgia Tech (as of Apr 21, 2019)

## #8 Jonathan Hughes - 15 appearances (All games)

Date	Opponent	GS	IP	H	R	ER	BB	SO	2B	3B	HR	WP	BK	HBP	IBB	Score	W-L	Sv	ERA	NP
Feb 15	ILLINOIS-CHICAGO		2.0	1	1	1	0	1	0	0	0	0	0	1	0	6-3	0-0	0	4.50	19
Feb 22	UCLA		2.2	1	0	0	1	2	0	0	0	0	0	0	0	4-3	0-0	0	1.93	36
Feb 24	UCLA		2.1	4	2	0	0	2	1	0	0	0	0	0	0	0-6	0-0	0	1.29	24
Mar 02	NORTHWESTERN-1		2.0	1	0	0	0	2	0	0	0	0	0	0	0	9-2	0-0	0	1.00	23
Mar 06	KENNESAW STATE		1.0	0	0	0	0	1	0	0	0	0	0	0	0	9-1	0-0	0	0.90	9
Mar 08	at Miami (FL)		3.2	3	0	0	1	0	2	0	0	1	0	1	1	5-4	1-0	0	0.66	44
Mar 12	GEORGIA SOUTHERN		2.0	5	2	2	3	1	1	0	0	2	0	0	0	7-6	2-0	0	1.72	45
Mar 15	VIRGINIA		1.1	3	3	3	0	0	1	0	0	1	0	1	0	8-9	2-1	0	3.18	31
Mar 24	at Louisville		1.1	1	2	2	3	2	0	0	0	0	0	0	0	4-5	2-2	0	3.93	37
Mar 29	NOTRE DAME		1.0	0	0	0	2	1	0	0	0	1	0	0	0	6-9	2-2	0	3.72	26
Apr 02	at Auburn		3.0	4	0	0	0	4	0	0	0	1	0	0	0	9-3	3-2	0	3.22	36
Apr 06	NORTH CAROLINA		1.0	3	2	2	1	1	2	0	0	1	0	0	0	11-10	4-2	0	3.86	32
Apr 09	at Georgia		2.0	4	2	1	0	0	0	0	0	0	0	0	0	2-12	4-2	0	3.91	31
Apr 16	AUBURN		2.1	3	1	0	1	1	0	0	0	0	0	0	0	11-6	5-2	0	3.58	41
Apr 20	at Virginia Tech-2		5.0	2	1	1	2	6	2	0	0	0	0	0	0	4-3	6-2	0	3.31	75
Totals		0	32.2	35	16	12	14	24	9	0	0	7	0	3	1	95-82	6-2	0	3.31	-

## #21 Brant Hurter - 5 games (All games)

Date	Opponent	Pos	AB	R	H	RBI	2B	3B	HR	BB	SB	CS	HBP	SAC	SF	GDP	K	PO	A	E	Avg
Feb 24	UCLA	*p	0	0	0	0	0	0	0	0	0	0	0	0	0	0	0	0	2	0	.000
Mar 17	VIRGINIA	*p	0	0	0	0	0	0	0	0	0	0	0	0	0	0	0	0	1	0	.000
Mar 24	at Louisville	*p	0	0	0	0	0	0	0	0	0	0	0	0	0	0	0	0	1	0	.000
Mar 31	NOTRE DAME	*p	0	0	0	0	0	0	0	0	0	0	0	0	0	0	0	0	1	0	.000
Apr 14	at Boston College	*p	0	0	0	0	0	0	0	0	0	0	0	0	0	0	0	0	2	0	.000
Totals		5gs	0	0	0	0	0	0	0	0	0	0	0	0	0	0	0	0	7	0	.000

On base pct. .000 • Slugging pct. .000

## #21 Brant Hurter - 9 appearances (All games)

Date	Opponent	GS	IP	H	R	ER	BB	SO	2B	3B	HR	WP	BK	HBP	IBB	Score	W-L	Sv	ERA	NP
Feb 15	ILLINOIS-CHICAGO		1.0	0	0	0	1	3	0	0	0	0	0	0	0	6-3	0-0	0	0.00	17
Feb 24	UCLA	*	5.0	6	2	1	0	7	1	0	0	0	0	1	0	0-6	0-1	0	1.50	78
Mar 02	NORTHWESTERN-2	*	7.0	4	0	0	0	13	0	0	0	0	0	0	0	1-5	0-1	0	0.69	90
Mar 10	at Miami (FL)	*	5.2	6	7	6	2	8	1	1	1	0	0	1	1	6-9	0-2	0	3.38	93
Mar 17	VIRGINIA	*	7.0	7	2	2	0	7	1	0	0	0	0	1	0	6-5	1-2	0	3.16	93
Mar 24	at Louisville	*	6.0	8	3	3	2	4	0	0	0	0	0	0	0	4-5	1-2	0	3.41	96
Mar 31	NOTRE DAME	*	6.0	3	3	1	3	3	0	0	0	0	0	1	0	8-7	1-2	0	3.11	102
Apr 14	at Boston College	*	7.0	2	0	0	3	9	0	0	0	0	0	0	0	7-0	2-2	0	2.62	98
Apr 20	at Virginia Tech-2	*	2.2	0	0	0	3	3	0	0	0	0	0	0	0	4-3	2-2	0	2.47	57
Totals		8	47.1	36	17	13	14	57	3	1	1	0	0	4	1	42-43	2-2	0	2.47	-

## #24 Jake Lee - 12 appearances (All games)

Date	Opponent	GS	IP	H	R	ER	BB	SO	2B	3B	HR	WP	BK	HBP	IBB	Score	W-L	Sv	ERA	NP
Feb 23	UCLA		1.0	0	0	0	0	0	0	0	0	0	0	0	0	2-8	0-0	0	0.00	12
Feb 24	UCLA		0.2	2	2	2	1	1	1	0	1	0	0	0	0	0-6	0-0	0	10.80	17
Mar 10	at Miami (FL)		1.0	0	0	0	0	2	0	0	0	1	0	0	0	6-9	0-0	0	6.75	13
Mar 17	VIRGINIA		0.0	0	0	0	1	0	0	0	0	0	0	0	0	6-5	0-0	0	6.75	4
Mar 19	at Mercer		0.2	0	0	0	0	2	0	0	0	0	0	0	0	14-8	0-0	0	5.40	6
Mar 24	at Louisville		0.1	0	0	0	0	1	0	0	0	0	0	0	0	4-5	0-0	0	4.91	6
Mar 26	GEORGIA		0.2	0	0	0	0	0	0	0	0	0	0	0	0	11-2	0-0	0	4.15	6
Mar 29	NOTRE DAME		0.0	3	3	3	1	0	1	0	1	0	0	0	0	6-9	0-1	0	10.38	21
Apr 09	at Georgia		0.2	0	0	0	2	2	0	0	0	0	0	0	0	2-12	0-1	0	9.00	21
Apr 12	at Boston College		1.0	0	0	0	0	3	0	0	0	0	0	0	0	2-9	0-1	0	7.50	11
Apr 16	AUBURN		0.2	1	0	0	0	1	0	0	0	0	0	0	0	11-6	0-1	0	6.75	13
Apr 20	at Virginia Tech-2		0.0	0	0	0	2	0	0	0	0	0	0	0	0	4-3	0-1	0	6.75	8
Totals		0	6.2	6	5	5	7	12	2	0	2	1	0	0	0	68-82	0-1	0	6.75	-



# 2019 Georgia Tech Baseball Individual Game-by-Game for Georgia Tech (as of Apr 21, 2019)

## #32 Joseph Mannelly - 1 game (All games)

Date	Opponent	Pos	AB	R	H	RBI	2B	3B	HR	BB	SB	CS	HBP	SAC	SF	GDP	K	PO	A	E	Avg
Mar 06	KENNESAW STATE	p	0	0	0	0	0	0	0	0	0	0	0	0	0	0	0	1	0	0	.000
Totals		0gs	0	0	0	0	0	0	0	0	0	0	0	0	0	0	0	1	0	0	.000

On base pct. .000 • Slugging pct. .000

## #32 Joseph Mannelly - 3 appearances (All games)

Date	Opponent	GS	IP	H	R	ER	BB	SO	2B	3B	HR	WP	BK	HBP	IBB	Score	W-L	Sv	ERA	NP
Feb 27	at Georgia State		1.0	2	0	0	0	2	0	0	0	1	0	0	0	10-0	0-0	0	0.00	18
Mar 02	NORTHWESTERN-2		0.1	0	0	0	0	0	0	0	0	0	0	0	0	1-5	0-0	0	0.00	1
Mar 06	KENNESAW STATE		1.1	0	0	0	0	0	0	0	0	1	0	0	0	9-1	0-0	0	0.00	14
Totals		0	2.2	2	0	0	0	2	0	0	0	2	0	0	0	20-6	0-0	0	0.00	-

## #16 Kyle McCann - 40 games (All games)

Date	Opponent	Pos	AB	R	H	RBI	2B	3B	HR	BB	SB	CS	HBP	SAC	SF	GDP	K	PO	A	E	Avg
Feb 15	ILLINOIS-CHICAGO	*c	3	1	1	1	0	0	1	2	0	0	0	0	0	0	0	14	0	0	.333
Feb 16	RICHMOND	*dh	5	0	0	0	0	0	0	0	0	0	0	0	0	0	0	0	0	0	.125
Feb 16	WEST VIRGINIA	*c	5	1	3	2	0	0	1	0	0	0	0	0	0	0	1	17	3	1	.308
Feb 22	UCLA	*c	4	2	1	1	0	0	1	1	0	0	0	0	0	0	1	7	1	0	.294
Feb 23	UCLA	*c	3	0	1	0	0	0	0	1	0	0	0	0	0	0	1	4	3	0	.300
Feb 24	UCLA	*c	3	0	1	0	1	0	0	1	0	0	0	0	0	0	1	11	0	0	.304
Feb 26	GEORGIA STATE	*c	4	0	2	2	0	0	0	1	0	0	0	0	0	0	2	6	1	0	.333
Feb 27	at Georgia State	*c	3	1	1	0	0	0	0	1	0	0	0	0	0	0	1	5	0	0	.333
Mar 01	NORTHWESTERN	*c	5	3	3	7	1	0	2	0	0	0	0	0	0	0	1	7	0	0	.371
Mar 02	NORTHWESTERN-1	*c	3	4	2	1	0	0	1	2	0	0	0	0	0	0	0	7	2	0	.395
Mar 02	NORTHWESTERN-2	*dh/1b	4	0	0	0	0	0	0	0	0	0	0	0	0	0	3	2	0	0	.357
Mar 05	at Kennesaw State	*c	4	1	2	3	0	0	1	1	0	0	0	0	0	0	1	6	1	0	.370
Mar 06	KENNESAW STATE	*c	3	2	2	4	0	0	2	1	0	0	0	0	0	0	0	7	2	0	.388
Mar 08	at Miami (FL)	*c	4	1	1	1	0	0	1	1	0	0	0	0	0	0	1	9	1	0	.377
Mar 09	at Miami (FL)	*c	4	1	1	1	1	0	0	1	0	0	0	0	0	0	0	8	0	0	.368
Mar 10	at Miami (FL)	*c	3	0	1	1	1	0	0	2	0	0	0	0	0	0	1	12	0	0	.367
Mar 12	GEORGIA SOUTHERN	*c	2	0	1	0	1	0	0	3	0	0	0	0	0	0	0	3	0	0	.371
Mar 15	VIRGINIA	*c	3	2	2	2	1	0	1	2	0	0	0	0	0	0	1	3	0	0	.385
Mar 16	VIRGINIA	*c	2	1	1	2	0	0	1	3	0	0	0	0	0	0	1	6	0	0	.388
Mar 17	VIRGINIA	*c	3	0	2	2	1	0	0	1	0	0	0	0	0	0	0	8	0	0	.400
Mar 19	at Mercer	*c	4	0	1	1	1	0	0	2	0	0	0	0	0	0	0	2	2	0	.392
Mar 22	at Louisville	*c	4	0	1	1	1	0	0	0	0	0	0	0	0	0	3	10	0	0	.385
Mar 23	at Louisville	*c	3	1	0	0	0	0	0	2	0	0	0	0	0	0	1	4	1	0	.370
Mar 24	at Louisville	*c	3	0	1	0	0	0	0	2	0	0	0	0	0	0	0	8	0	0	.369
Mar 26	GEORGIA	*c	2	1	0	0	0	0	0	2	0	0	0	0	0	0	2	7	1	0	.360
Mar 29	NOTRE DAME	*c	5	1	0	0	0	0	0	0	0	0	0	0	0	0	4	12	0	0	.341
Mar 30	NOTRE DAME	*c	5	1	3	3	0	0	0	0	0	0	0	0	0	0	1	7	4	0	.354
Mar 31	NOTRE DAME	*c	5	1	1	0	0	0	0	0	0	0	0	0	0	0	3	6	0	0	.347
Apr 02	at Auburn	*c	3	0	1	2	0	0	0	0	0	0	2	0	0	0	2	10	1	0	.346
Apr 05	NORTH CAROLINA	*c	4	0	1	0	0	0	0	1	0	0	0	0	0	0	1	6	1	0	.343
Apr 06	NORTH CAROLINA	*c	4	0	1	0	0	0	0	1	0	0	0	0	0	0	2	12	0	0	.339
Apr 07	NORTH CAROLINA	*c	5	2	2	3	0	0	1	0	0	0	0	0	0	0	0	12	0	0	.342
Apr 09	at Georgia	*c	3	1	1	1	0	0	1	0	0	0	0	0	0	0	1	4	0	1	.342
Apr 12	at Boston College	*c	4	1	1	0	0	0	0	0	0	0	0	0	0	0	2	9	2	0	.339
Apr 13	at Boston College	*c	5	1	1	1	0	0	0	0	0	0	0	0	0	0	2	6	3	0	.333
Apr 14	at Boston College	*c	3	0	0	0	0	0	0	2	0	0	0	0	0	0	2	10	1	0	.326
Apr 16	AUBURN	*1b	4	0	1	1	0	0	0	2	0	0	0	0	0	0	2	12	0	0	.324
Apr 18	at Virginia Tech	*c	2	0	0	0	0	0	0	1	0	0	1	0	0	0	0	5	0	0	.319
Apr 20	at Virginia Tech-1	*c	3	0	0	0	0	0	0	1	0	0	1	0	0	0	2	6	3	0	.312
Apr 20	at Virginia Tech-2	*c	4	0	0	0	0	0	0	1	0	0	0	0	0	0	2	10	0	0	.303
Totals		40gs	145	30	44	43	9	0	14	41	0	0	4	0	0	0	48	300	33	2	.303

On base pct. .468 • Slugging pct. .655

2019 Georgia Tech Baseball  
Individual Game-by-Game for Georgia Tech (as of Apr 21, 2019)

#25 Ryan Miller - 4 games (All games)

Date	Opponent	Pos	AB	R	H	RBI	2B	3B	HR	BB	SB	CS	HBP	SAC	SF	GDP	K	PO	A	E	Avg
Feb 27	at Georgia State	ph/1b	2	0	0	0	0	0	0	0	0	0	0	0	0	0	2	0	0	0	.000
Mar 01	NORTHWESTERN	1b	1	0	0	0	0	0	0	0	0	0	0	0	0	0	1	3	0	0	.000
Mar 05	at Kennesaw State	ph/1b	1	0	0	0	0	0	0	0	0	0	0	0	0	0	1	0	0	0	.000
Mar 06	KENNESAW STATE	1b	0	0	0	0	0	0	0	0	0	0	0	0	0	0	0	1	0	0	.000
Totals		Ogs	4	0	0	0	0	0	0	0	0	0	0	0	0	0	4	4	0	0	.000

On base pct. .000 • Slugging pct. .000

#10 Chase Murray - 18 games (All games)

Date	Opponent	Pos	AB	R	H	RBI	2B	3B	HR	BB	SB	CS	HBP	SAC	SF	GDP	K	PO	A	E	Avg
Feb 15	ILLINOIS-CHICAGO	*of	5	2	2	2	0	0	1	0	0	0	0	0	0	0	1	2	0	0	.400
Feb 16	RICHMOND	*of	4	0	1	0	0	0	0	1	0	0	0	0	0	0	1	2	0	0	.333
Feb 16	WEST VIRGINIA	*of	5	0	0	0	0	0	0	0	0	0	0	0	0	0	1	1	0	0	.214
Feb 22	UCLA	*of	4	0	2	0	0	0	0	1	0	0	0	0	0	0	1	3	0	0	.278
Feb 23	UCLA	*of	4	0	0	0	0	0	0	0	0	0	0	0	0	0	1	5	0	0	.227
Feb 24	UCLA	*of	5	0	0	0	0	0	0	0	0	0	0	0	0	0	1	1	0	0	.185
Feb 26	GEORGIA STATE	*of	4	1	1	0	0	0	0	1	0	0	0	0	0	0	1	1	0	0	.194
Feb 27	at Georgia State	*of	6	1	1	0	0	0	0	0	1	0	0	0	0	0	2	4	1	0	.189
Mar 01	NORTHWESTERN	*of	3	1	2	1	1	0	0	2	0	0	0	0	0	0	1	1	0	0	.225
Mar 02	NORTHWESTERN-1	*of	4	0	0	0	0	0	0	0	0	0	0	0	0	1	0	0	0	0	.205
Mar 02	NORTHWESTERN-2	*of	4	0	0	0	0	0	0	0	0	0	0	0	0	1	1	1	0	0	.188
Mar 05	at Kennesaw State	*of	5	3	1	0	0	0	0	0	0	0	0	0	0	0	1	2	0	0	.189
Mar 06	KENNESAW STATE	*of	4	2	2	0	0	0	0	0	1	0	0	0	0	0	0	2	0	0	.211
Mar 08	at Miami (FL)	*of	3	0	2	0	0	0	0	1	0	0	0	0	0	0	1	4	0	0	.233
Mar 09	at Miami (FL)	*of	4	1	1	1	1	0	0	0	1	0	0	0	0	0	1	3	0	0	.234
Apr 18	at Virginia Tech	ph	1	0	0	0	0	0	0	0	0	0	0	0	0	0	1	0	0	0	.231
Apr 20	at Virginia Tech-1	*dh	4	2	1	1	0	0	0	1	0	0	0	0	0	0	0	0	0	0	.232
Apr 20	at Virginia Tech-2	*dh	2	0	0	0	0	0	0	0	0	1	0	0	0	0	1	0	0	0	.225
Totals		17gs	71	13	16	5	2	0	1	7	3	1	0	0	0	2	16	32	1	0	.225

On base pct. .295 • Slugging pct. .296

#4 Cole Neuber - 11 games (All games)

Date	Opponent	Pos	AB	R	H	RBI	2B	3B	HR	BB	SB	CS	HBP	SAC	SF	GDP	K	PO	A	E	Avg
Feb 16	WEST VIRGINIA	ph	0	0	0	0	0	0	0	1	0	0	0	0	0	0	0	0	0	0	.000
Feb 24	UCLA	ph	1	0	0	0	0	0	0	0	0	0	0	0	0	0	0	0	0	0	.000
Feb 27	at Georgia State	ph/dh	1	0	0	0	0	0	0	1	0	0	0	0	0	0	0	0	0	0	.000
Mar 01	NORTHWESTERN	of	0	0	0	0	0	0	0	0	0	0	1	0	0	0	0	0	0	0	.000
Mar 05	at Kennesaw State	of	1	0	0	0	0	0	0	0	0	0	0	0	0	0	0	0	0	0	.000
Mar 06	KENNESAW STATE	ph	0	0	0	0	0	0	0	1	0	0	0	0	0	0	0	0	0	0	.000
Mar 10	at Miami (FL)	of	1	0	0	0	0	0	0	0	0	0	0	0	0	0	1	0	0	0	.000
Mar 19	at Mercer	ph/of	1	0	0	0	0	0	0	0	0	0	0	0	0	0	0	1	0	0	.000
Mar 30	NOTRE DAME	ph	1	0	0	0	0	0	0	0	0	0	0	0	0	0	0	0	0	0	.000
Apr 09	at Georgia	ph	1	0	0	0	0	0	0	0	0	0	0	0	0	0	0	0	0	0	.000
Apr 13	at Boston College	ph	1	0	0	0	0	0	0	0	0	0	0	0	0	0	1	0	0	0	.000
Totals		Ogs	8	0	0	0	0	0	0	3	0	0	1	0	0	0	2	1	0	0	.000

On base pct. .333 • Slugging pct. .000

2019 Georgia Tech Baseball  
Individual Game-by-Game for Georgia Tech (as of Apr 21, 2019)

#22 Baron Radcliff - 36 games (All games)

Date	Opponent	Pos	AB	R	H	RBI	2B	3B	HR	BB	SB	CS	HBP	SAC	SF	GDP	K	PO	A	E	Avg
Feb 16	RICHMOND	ph/of	1	0	0	0	0	0	0	0	0	0	0	0	0	0	1	1	0	0	.000
Feb 22	UCLA	ph/1b	0	0	0	0	0	0	0	1	0	0	0	0	0	0	0	0	0	0	.000
Feb 23	UCLA	ph	0	0	0	0	0	0	0	1	0	0	0	0	0	0	0	0	0	0	.000
Feb 24	UCLA	ph/dh	2	0	0	0	0	0	0	0	0	0	0	0	0	0	2	0	0	0	.000
Feb 26	GEORGIA STATE	1b	0	1	0	0	0	0	0	1	0	0	0	0	0	0	0	2	0	0	.000
Feb 27	at Georgia State	ph/of	0	1	0	0	0	0	0	1	0	0	0	0	0	0	0	0	0	0	.000
Mar 01	NORTHWESTERN	of	1	0	0	0	0	0	0	0	0	0	0	0	0	0	1	2	0	0	.000
Mar 02	NORTHWESTERN-1	of	1	0	0	0	0	0	0	0	0	0	0	0	0	0	0	0	0	0	.000
Mar 05	at Kennesaw State	of	2	0	1	0	0	0	0	0	1	0	0	0	0	0	1	1	0	0	.143
Mar 06	KENNESAW STATE	of	1	0	0	0	0	0	0	0	0	0	0	0	0	0	1	1	0	0	.125
Mar 09	at Miami (FL)	*dh	2	0	1	1	0	0	0	2	0	0	0	0	0	0	0	0	0	0	.200
Mar 10	at Miami (FL)	*of	4	0	1	0	0	0	0	0	0	0	0	0	0	0	0	0	0	0	.214
Mar 12	GEORGIA SOUTHERN	*of	4	0	0	0	0	0	0	1	0	0	0	0	0	0	1	4	0	0	.167
Mar 15	VIRGINIA	*of	3	0	2	2	0	0	0	2	0	0	0	0	0	0	0	3	0	0	.238
Mar 16	VIRGINIA	*of	3	2	1	1	1	0	0	2	0	0	0	0	0	0	0	1	0	0	.250
Mar 17	VIRGINIA	*of	3	1	1	0	1	0	0	1	0	0	0	0	0	0	2	2	0	0	.259
Mar 19	at Mercer	*of	4	1	0	0	0	0	0	2	1	0	0	0	0	0	3	3	0	0	.226
Mar 22	at Louisville	*of	4	1	2	1	0	0	1	0	0	0	0	0	0	0	2	4	0	0	.257
Mar 23	at Louisville	*of	2	1	2	2	0	0	1	2	0	0	0	0	0	0	0	2	0	0	.297
Mar 24	at Louisville	*of	4	0	0	0	0	0	0	0	0	0	0	0	0	0	3	4	0	0	.268
Mar 26	GEORGIA	*of	4	1	1	2	0	0	1	0	0	0	0	0	0	0	2	1	0	0	.267
Mar 29	NOTRE DAME	*of	4	0	0	0	0	0	0	0	0	0	0	0	0	0	1	1	0	0	.245
Mar 30	NOTRE DAME	*of	2	0	0	1	0	0	0	2	0	0	0	0	1	0	0	0	0	0	.235
Mar 31	NOTRE DAME	*of	5	1	1	2	0	0	0	0	0	0	0	0	0	0	2	3	0	0	.232
Apr 02	at Auburn	*of	5	0	0	0	0	0	0	0	0	0	0	0	0	0	1	0	0	0	.213
Apr 05	NORTH CAROLINA	*of	4	0	1	0	0	0	0	0	0	0	0	0	0	0	0	0	0	0	.215
Apr 06	NORTH CAROLINA	*of	4	1	1	1	1	0	0	1	0	0	0	0	0	0	2	2	0	0	.217
Apr 07	NORTH CAROLINA	*of	2	0	1	0	0	0	0	3	0	0	0	0	0	0	0	2	0	0	.225
Apr 09	at Georgia	*of	3	0	0	0	0	0	0	0	0	0	0	0	0	0	1	3	0	0	.216
Apr 12	at Boston College	*of	4	0	2	1	0	0	0	0	0	0	0	0	0	0	1	2	0	0	.231
Apr 13	at Boston College	*of	4	2	1	1	0	0	1	1	0	0	0	0	0	0	1	0	0	0	.232
Apr 14	at Boston College	*of	3	0	0	1	0	0	0	2	0	0	0	0	0	0	1	0	1	0	.224
Apr 16	AUBURN	*of	5	0	1	1	0	0	0	1	0	0	0	0	0	0	1	1	0	0	.222
Apr 18	at Virginia Tech	*of	2	0	0	0	0	0	0	2	1	0	0	0	0	0	1	1	0	0	.217
Apr 20	at Virginia Tech-1	*of	5	1	2	0	1	0	0	0	0	0	0	0	0	0	0	1	0	0	.227
Apr 20	at Virginia Tech-2	*of	4	1	3	1	1	0	0	1	0	0	0	0	0	0	1	2	0	0	.248
Totals		26gs	101	15	25	18	5	0	4	29	3	0	0	0	1	0	32	49	1	0	.248

On base pct. .412 • Slugging pct. .416

#26 Paxton Rigby - 7 games (All games)

Date	Opponent	Pos	AB	R	H	RBI	2B	3B	HR	BB	SB	CS	HBP	SAC	SF	GDP	K	PO	A	E	Avg
Feb 23	UCLA	ph	1	0	0	0	0	0	0	0	0	0	0	0	0	0	0	0	0	0	.000
Feb 24	UCLA	ph	1	0	0	0	0	0	0	0	0	0	0	0	0	0	0	0	0	0	.000
Mar 01	NORTHWESTERN	dh	2	0	0	0	0	0	0	0	0	0	0	0	0	0	0	0	0	0	.000
Mar 05	at Kennesaw State	ph	1	0	1	0	0	0	0	0	0	0	0	0	0	0	0	0	0	0	.200
Mar 06	KENNESAW STATE	ph	0	0	0	1	0	0	0	0	0	0	0	0	1	0	0	0	0	0	.200
Mar 30	NOTRE DAME	ph/1b	1	0	0	0	0	0	0	0	0	0	0	0	0	0	1	2	0	0	.167
Apr 09	at Georgia	ph	1	0	0	0	0	0	0	0	0	0	0	0	0	0	0	0	0	0	.143
Totals		0gs	7	0	1	1	0	0	0	0	0	0	0	0	1	0	1	2	0	0	.143

On base pct. .125 • Slugging pct. .143

#19 Roedig, C - 3 games (All games)

Date	Opponent	Pos	AB	R	H	RBI	2B	3B	HR	BB	SB	CS	HBP	SAC	SF	GDP	K	PO	A	E	Avg
Feb 16	RICHMOND	*p	0	0	0	0	0	0	0	0	0	0	0	0	0	0	0	1	1	1	.000
Feb 26	GEORGIA STATE	*p	0	0	0	0	0	0	0	0	0	0	0	0	0	0	0	1	0	0	.000
Apr 07	NORTH CAROLINA	*p	0	0	0	0	0	0	0	0	0	0	0	0	0	0	0	1	0	1	.000
Totals		3gs	0	0	0	0	0	0	0	0	0	0	0	0	0	0	0	1	2	2	.000

On base pct. .000 • Slugging pct. .000

2019 Georgia Tech Baseball  
Individual Game-by-Game for Georgia Tech (as of Apr 21, 2019)

#19 Roedig, C - 8 appearances (All games)

Date	Opponent	GS	IP	H	R	ER	BB	SO	2B	3B	HR	WP	BK	HBP	IBB	Score	W-L	Sv	ERA	NP
Feb 16	RICHMOND	*	1.1	1	1	1	3	1	0	0	0	0	0	0	0	1-7	0-1	0	6.75	41
Feb 26	GEORGIA STATE	*	4.0	3	1	1	1	1	0	0	1	0	0	0	0	7-3	0-1	0	3.38	53
Mar 06	KENNESAW STATE	*	5.1	3	0	0	1	7	0	0	0	0	0	1	0	9-1	1-1	0	1.69	68
Mar 12	GEORGIA SOUTHERN		1.0	1	2	0	1	1	0	0	0	0	0	0	0	7-6	1-1	0	1.54	31
Mar 19	at Mercer		0.1	1	1	1	2	1	0	0	0	0	0	0	0	14-8	1-1	0	2.25	18
Mar 30	NOTRE DAME		1.0	2	1	1	1	0	2	0	0	0	0	0	0	11-2	1-1	0	2.77	18
Apr 07	NORTH CAROLINA	*	4.1	2	4	4	1	3	0	0	2	0	0	1	0	10-5	1-1	0	4.15	67
Apr 16	AUBURN		2.2	2	1	1	1	3	2	0	0	1	0	0	0	11-6	1-1	0	4.05	50
Totals		4	20.0	15	11	9	11	17	4	0	3	1	0	2	0	70-38	1-1	0	4.05	-

#23 Oscar Serratos - 35 games (All games)

Date	Opponent	Pos	AB	R	H	RBI	2B	3B	HR	BB	SB	CS	HBP	SAC	SF	GDP	K	PO	A	E	Avg
Feb 15	ILLINOIS-CHICAGO	*3b	3	1	2	1	0	0	1	1	0	0	0	0	0	0	0	0	1	0	.667
Feb 16	RICHMOND	*3b	4	0	0	0	0	0	0	0	0	0	0	0	0	0	1	0	2	0	.286
Feb 16	WEST VIRGINIA	*3b	5	0	0	0	0	0	0	0	0	0	0	0	0	1	1	2	6	4	.167
Feb 22	UCLA	*3b	4	1	1	0	0	0	0	0	0	0	0	0	0	0	2	1	2	0	.188
Feb 23	UCLA	*3b	4	0	0	0	0	0	0	0	0	0	0	0	0	0	2	0	2	0	.150
Feb 24	UCLA	*3b	4	0	1	0	0	0	0	0	0	0	0	0	0	0	1	1	1	1	.167
Feb 26	GEORGIA STATE	*3b	4	1	1	1	0	0	0	1	1	0	0	0	0	0	0	1	3	0	.179
Feb 27	at Georgia State	*3b	4	2	2	2	0	0	1	0	0	0	0	0	0	0	1	0	2	0	.219
Mar 01	NORTHWESTERN	*3b	4	2	2	1	0	1	0	0	0	0	0	0	0	0	0	0	1	0	.250
Mar 02	NORTHWESTERN-1	*3b	4	2	2	0	0	0	0	0	0	0	1	0	0	0	1	0	1	0	.275
Mar 02	NORTHWESTERN-2	*3b	4	1	2	0	0	0	0	0	0	0	0	0	0	0	0	1	1	2	.295
Mar 05	at Kennesaw State	*3b	4	0	1	2	0	0	0	1	0	0	0	0	0	0	1	0	0	0	.292
Mar 06	KENNESAW STATE	*3b	4	0	0	0	0	0	0	0	0	0	0	0	0	0	0	0	0	0	.269
Mar 08	at Miami (FL)	*3b	5	0	1	0	0	0	0	0	0	0	0	0	0	0	1	0	0	0	.263
Mar 09	at Miami (FL)	*3b	5	1	2	1	1	0	0	0	0	0	0	0	0	0	3	0	1	0	.274
Mar 10	at Miami (FL)	*3b	5	0	1	0	0	0	0	0	0	0	0	0	0	0	3	0	2	0	.269
Mar 12	GEORGIA SOUTHERN	*3b	4	0	2	1	0	0	0	0	1	0	1	0	0	0	1	1	4	0	.282
Mar 15	VIRGINIA	*3b	4	1	2	0	0	0	0	1	0	0	0	0	0	0	2	0	1	0	.293
Mar 16	VIRGINIA	*3b	4	0	0	1	0	0	0	0	0	0	0	0	1	0	2	1	3	2	.278
Mar 17	VIRGINIA	*3b	4	0	0	0	0	0	0	0	0	0	0	0	0	0	0	0	2	0	.265
Mar 22	at Louisville	*3b	4	0	1	0	1	0	0	0	0	0	0	0	0	0	1	0	0	0	.264
Mar 23	at Louisville	*3b	3	0	0	1	0	0	0	0	0	0	0	0	1	0	2	1	2	0	.256
Mar 24	at Louisville	*3b	4	0	1	0	0	0	0	0	1	0	0	0	0	0	2	0	1	0	.255
Mar 26	GEORGIA	*3b	4	0	1	1	0	0	0	0	0	0	0	0	0	0	1	0	2	0	.255
Mar 29	NOTRE DAME	*3b	4	0	1	0	0	0	0	0	0	0	0	0	0	0	2	1	0	0	.255
Mar 30	NOTRE DAME	*3b	3	0	2	2	0	0	0	1	0	0	0	0	0	0	0	0	1	1	.267
Mar 31	NOTRE DAME	*dh/3b	3	1	2	4	2	0	0	1	0	0	1	0	0	0	0	0	0	0	.278
Apr 02	at Auburn	*3b	3	2	0	0	0	0	0	2	0	0	0	0	0	0	2	0	1	0	.270
Apr 05	NORTH CAROLINA	*3b	4	1	0	0	0	0	0	0	0	0	0	0	0	0	2	1	1	0	.261
Apr 06	NORTH CAROLINA	*3b	3	0	1	1	0	0	0	1	1	0	1	0	0	0	0	0	0	0	.263
Apr 07	NORTH CAROLINA	3b	0	0	0	0	0	0	0	0	0	0	0	0	0	0	0	0	0	0	.263
Apr 09	at Georgia	*3b	2	0	0	0	0	0	0	1	0	0	0	0	0	0	1	1	1	1	.258
Apr 12	at Boston College	*3b	4	0	0	0	0	0	0	0	0	0	0	0	0	1	2	0	0	0	.250
Apr 13	at Boston College	*3b	1	0	0	0	0	0	0	0	0	0	0	0	0	0	1	0	0	1	.248
Apr 18	at Virginia Tech	*3b	3	0	0	0	0	0	0	0	0	0	0	0	0	1	0	0	1	0	.242
Totals		34gs	128	16	31	19	4	1	2	10	4	0	4	0	2	3	38	12	45	12	.242

On base pct. .312 • Slugging pct. .336

#34 Will Shirah - 7 appearances (All games)

Date	Opponent	GS	IP	H	R	ER	BB	SO	2B	3B	HR	WP	BK	HBP	IBB	Score	W-L	Sv	ERA	NP
Feb 16	RICHMOND		1.1	2	0	0	0	1	0	0	0	0	0	0	0	1-7	0-0	0	0.00	26
Feb 23	UCLA		0.1	0	0	0	0	0	0	0	0	2	0	0	0	2-8	0-0	0	0.00	5
Feb 24	UCLA		0.0	0	0	0	2	0	0	0	0	0	0	0	0	0-6	0-0	0	0.00	11
Mar 19	at Mercer		1.0	1	3	3	2	0	0	0	1	0	0	0	0	14-8	0-0	0	10.12	31
Mar 30	NOTRE DAME		1.0	2	1	1	1	0	0	0	0	0	0	0	0	11-2	0-0	0	9.82	20
Apr 05	NORTH CAROLINA		1.2	2	2	2	1	1	0	0	1	1	0	0	0	4-11	0-0	0	10.12	38
Apr 09	at Georgia		0.1	1	0	0	0	0	0	0	0	0	0	0	0	2-12	0-0	0	9.53	8
Totals		0	5.2	8	6	6	6	2	0	0	2	3	0	0	0	34-54	0-0	0	9.53	-

# 2019 Georgia Tech Baseball Individual Game-by-Game for Georgia Tech (as of Apr 21, 2019)

## #20 Jamie Taylor - 6 games (All games)

Date	Opponent	Pos	AB	R	H	RBI	2B	3B	HR	BB	SB	CS	HBP	SAC	SF	GDP	K	PO	A	E	Avg
Feb 16	RICHMOND	c	0	0	0	0	0	0	0	1	0	0	0	0	0	0	0	4	0	0	.000
Feb 27	at Georgia State	c	2	0	0	0	0	0	0	0	0	0	0	0	0	0	1	6	0	0	.000
Mar 02	NORTHWESTERN-2	*c	3	0	0	0	0	0	0	0	0	0	0	0	0	0	2	12	1	0	.000
Mar 06	KENNESAW STATE	c	1	0	0	0	0	0	0	0	0	0	0	0	0	0	0	4	0	0	.000
Mar 19	at Mercer	c	0	0	0	0	0	0	0	0	0	0	0	0	0	0	0	2	1	0	.000
Apr 09	at Georgia	ph	1	0	1	0	0	0	0	0	0	0	0	0	0	0	0	0	0	0	.143
Totals		1gs	7	0	1	0	0	0	0	1	0	0	0	0	0	0	3	28	2	0	.143

On base pct. .250 • Slugging pct. .143

## #42 Connor Thomas - 7 games (All games)

Date	Opponent	Pos	AB	R	H	RBI	2B	3B	HR	BB	SB	CS	HBP	SAC	SF	GDP	K	PO	A	E	Avg
Feb 16	WEST VIRGINIA	*p	0	0	0	0	0	0	0	0	0	0	0	0	0	0	0	0	1	0	.000
Mar 02	NORTHWESTERN-1	*p	0	0	0	0	0	0	0	0	0	0	0	0	0	0	0	0	1	0	.000
Mar 16	VIRGINIA	*p	0	0	0	0	0	0	0	0	0	0	0	0	0	0	0	0	4	0	.000
Mar 23	at Louisville	*p	0	0	0	0	0	0	0	0	0	0	0	0	0	0	0	2	4	0	.000
Mar 30	NOTRE DAME	*p	0	0	0	0	0	0	0	0	0	0	0	0	0	0	0	0	1	0	.000
Apr 13	at Boston College	*p	0	0	0	0	0	0	0	0	0	0	0	0	0	0	0	0	1	0	.000
Apr 20	at Virginia Tech-1	*p	0	0	0	0	0	0	0	0	0	0	0	0	0	0	0	0	1	0	.000
Totals		7gs	0	0	0	0	0	0	0	0	0	0	0	0	0	0	0	2	13	0	.000

On base pct. .000 • Slugging pct. .000

## #42 Connor Thomas - 10 appearances (All games)

Date	Opponent	GS	IP	H	R	ER	BB	SO	2B	3B	HR	WP	BK	HBP	IBB	Score	W-L	Sv	ERA	NP
Feb 16	WEST VIRGINIA	*	7.0	5	3	0	2	10	2	0	0	0	0	0	0	5-4	0-0	0	0.00	91
Feb 23	UCLA	*	5.0	9	6	6	1	5	3	0	1	0	0	0	1	2-8	0-1	0	4.50	80
Mar 02	NORTHWESTERN-1	*	7.0	6	2	2	2	6	3	0	0	1	0	0	0	9-2	1-1	0	3.79	95
Mar 09	at Miami (FL)	*	6.0	7	3	3	1	5	1	0	1	0	0	0	0	5-6	1-1	0	3.96	91
Mar 16	VIRGINIA	*	7.1	7	2	2	0	6	1	0	1	0	0	1	0	7-3	2-1	0	3.62	103
Mar 23	at Louisville	*	9.0	5	0	0	2	5	1	0	0	0	0	0	0	4-0	3-1	0	2.83	96
Mar 30	NOTRE DAME	*	7.0	5	0	0	0	10	0	0	0	0	0	0	0	11-2	4-1	0	2.42	93
Apr 06	NORTH CAROLINA	*	6.2	8	4	4	2	9	2	0	0	0	0	0	0	11-10	4-1	0	2.78	102
Apr 13	at Boston College	*	7.0	5	1	1	1	4	0	0	0	0	0	0	0	9-1	5-1	0	2.61	93
Apr 20	at Virginia Tech-1	*	8.0	10	5	4	1	9	3	0	1	0	0	0	0	7-5	6-1	0	2.83	97
Totals		10	70.0	67	26	22	12	69	16	0	4	1	0	1	1	70-41	6-1	0	2.83	-

## #18 Cameron Turley - 6 games (All games)

Date	Opponent	Pos	AB	R	H	RBI	2B	3B	HR	BB	SB	CS	HBP	SAC	SF	GDP	K	PO	A	E	Avg
Feb 16	RICHMOND	*c	1	0	0	0	0	0	0	1	0	0	0	0	0	0	1	3	1	0	.000
Mar 01	NORTHWESTERN	c	0	0	0	0	0	0	0	0	0	0	0	0	0	0	0	1	0	0	.000
Mar 05	at Kennesaw State	c	1	0	0	0	0	0	0	0	0	0	0	0	0	0	0	6	0	0	.000
Mar 30	NOTRE DAME	c	0	0	0	0	0	0	0	0	0	0	0	0	0	0	0	0	0	0	.000
Apr 09	at Georgia	ph/c	0	0	0	0	0	0	0	1	0	0	0	0	0	0	0	2	0	0	.000
Apr 16	AUBURN	*c	2	1	0	0	0	0	0	2	0	0	0	1	0	0	2	6	2	0	.000
Totals		2gs	4	1	0	0	0	0	0	4	0	0	0	1	0	0	3	18	3	0	.000

On base pct. .500 • Slugging pct. .000



2019 Georgia Tech Baseball  
Individual Game-by-Game for Georgia Tech (as of Apr 21, 2019)

#7 Luke Waddell - 36 games (All games)

Date	Opponent	Pos	AB	R	H	RBI	2B	3B	HR	BB	SB	CS	HBP	SAC	SF	GDP	K	PO	A	E	Avg
Feb 15	ILLINOIS-CHICAGO	*2b	4	1	1	0	1	0	0	0	1	0	1	0	0	0	1	2	2	0	.250
Feb 16	RICHMOND	*2b	5	0	0	0	0	0	0	0	0	0	0	0	0	0	0	2	3	0	.111
Feb 16	WEST VIRGINIA	*2b	4	0	0	0	0	0	0	1	0	0	0	0	0	0	1	0	1	0	.077
Feb 22	UCLA	*2b	5	1	1	1	0	0	1	0	0	0	0	0	0	0	2	2	3	0	.111
Mar 01	NORTHWESTERN	*2b	4	1	1	0	0	0	0	0	0	0	0	0	0	0	0	3	3	0	.136
Mar 02	NORTHWESTERN-1	*2b	1	1	1	3	1	0	0	3	0	0	0	0	0	0	0	1	2	0	.174
Mar 02	NORTHWESTERN-2	*2b	3	0	1	1	1	0	0	0	0	0	0	0	0	0	0	0	2	0	.192
Mar 05	at Kennesaw State	*2b	4	1	1	0	0	0	0	1	0	0	0	0	0	0	1	2	0	0	.200
Mar 06	KENNESAW STATE	*2b/ss	3	1	1	1	0	0	0	1	1	0	0	1	0	0	0	0	1	0	.212
Mar 08	at Miami (FL)	*2b	4	1	1	0	0	0	0	1	0	0	0	0	0	0	1	0	2	0	.216
Mar 09	at Miami (FL)	*ss	4	0	1	0	1	0	0	1	0	0	0	0	0	0	0	1	2	0	.220
Mar 10	at Miami (FL)	*2b	5	2	3	1	0	0	0	0	1	0	0	0	0	0	0	2	2	1	.261
Mar 12	GEORGIA SOUTHERN	*ss	5	0	0	0	0	0	0	0	0	0	0	0	0	0	0	1	6	0	.235
Mar 15	VIRGINIA	*2b	6	0	1	0	0	0	0	0	0	0	0	0	0	0	2	1	5	0	.228
Mar 16	VIRGINIA	*ss	5	1	3	2	0	0	0	0	1	0	0	0	0	0	0	2	2	0	.258
Mar 17	VIRGINIA	*ss	3	3	2	1	0	0	0	1	0	0	0	0	0	0	0	0	3	0	.277
Mar 19	at Mercer	*ss	6	2	4	1	0	0	0	0	0	0	0	0	0	0	0	0	3	0	.310
Mar 22	at Louisville	*ss	4	0	0	0	0	0	0	0	0	0	0	0	0	0	2	2	1	0	.293
Mar 23	at Louisville	*ss	5	1	3	0	0	0	0	0	0	0	0	0	0	0	0	2	5	0	.312
Mar 24	at Louisville	*ss	2	3	1	0	0	1	0	3	0	0	0	0	0	0	0	2	6	0	.317
Mar 26	GEORGIA	*ss	2	3	1	2	0	0	1	2	0	0	0	0	0	0	0	0	1	0	.321
Mar 29	NOTRE DAME	*ss	4	0	1	0	0	0	0	1	1	0	0	0	0	0	1	2	5	0	.318
Mar 30	NOTRE DAME	*ss	5	3	2	0	0	0	0	1	0	0	0	0	0	0	0	1	6	0	.323
Mar 31	NOTRE DAME	*ss	2	1	0	0	0	0	0	3	0	0	0	0	0	0	0	0	1	1	.316
Apr 02	at Auburn	*ss	5	2	1	1	0	0	0	1	0	0	0	0	0	0	1	3	5	0	.310
Apr 05	NORTH CAROLINA	*ss	4	0	2	2	1	0	0	0	0	0	1	0	0	0	0	1	2	0	.317
Apr 06	NORTH CAROLINA	*ss	6	0	1	0	0	0	0	0	0	0	0	0	0	0	0	0	0	0	.309
Apr 07	NORTH CAROLINA	*ss	4	2	1	1	0	0	0	1	0	0	0	0	0	0	1	1	3	0	.307
Apr 09	at Georgia	*ss	3	0	2	0	1	0	0	0	0	0	0	0	0	0	0	0	6	0	.316
Apr 12	at Boston College	*ss	3	0	0	0	0	0	0	0	1	0	1	0	0	0	1	1	1	0	.308
Apr 13	at Boston College	*ss	4	1	2	1	0	0	0	1	0	0	0	0	0	0	0	1	1	0	.315
Apr 14	at Boston College	*ss	4	1	2	1	0	0	0	0	0	0	1	0	0	1	0	1	4	0	.320
Apr 16	AUBURN	*ss	5	0	2	2	0	0	0	0	0	0	0	0	1	0	0	2	5	1	.323
Apr 18	at Virginia Tech	*ss	4	0	1	1	0	0	0	0	0	0	0	0	1	0	1	2	5	0	.321
Apr 20	at Virginia Tech-1	*ss	6	0	1	1	0	0	0	0	0	0	0	0	0	0	1	1	4	0	.315
Apr 20	at Virginia Tech-2	*ss	4	0	0	0	0	0	0	1	0	0	0	0	0	0	0	0	5	0	.306
Totals		36gs	147	32	45	23	6	1	2	23	6	0	4	1	2	1	16	41	108	3	.306

On base pct. .409 • Slugging pct. .401

#35 Jackson Webb - 25 games (All games)

Date	Opponent	Pos	AB	R	H	RBI	2B	3B	HR	BB	SB	CS	HBP	SAC	SF	GDP	K	PO	A	E	Avg
Feb 15	ILLINOIS-CHICAGO	1b	0	0	0	0	0	0	0	0	0	0	0	0	0	0	0	1	0	0	.000
Feb 16	WEST VIRGINIA	1b	1	0	0	0	0	0	0	0	0	0	0	0	0	0	0	0	0	0	.000
Feb 22	UCLA	1b	0	0	0	0	0	0	0	0	0	0	0	0	0	0	0	4	0	0	.000
Feb 23	UCLA	*2b	2	0	1	0	0	0	0	0	0	0	0	1	0	0	1	1	3	0	.333
Feb 24	UCLA	*2b	0	0	0	0	0	0	0	0	1	0	1	1	0	0	0	3	1	0	.333
Feb 26	GEORGIA STATE	*2b	3	1	1	0	0	0	0	1	1	0	0	0	0	0	0	2	1	0	.333
Feb 27	at Georgia State	*2b/3b	5	0	1	1	0	0	0	0	0	0	0	0	0	0	3	0	2	0	.273
Mar 01	NORTHWESTERN	1b/2b	0	0	0	0	0	0	0	0	0	0	0	0	0	0	0	1	1	0	.273
Mar 06	KENNESAW STATE	2b	0	0	0	0	0	0	0	0	0	0	0	0	0	0	0	0	1	0	.273
Mar 09	at Miami (FL)	2b	3	1	1	0	0	0	0	0	0	0	0	0	0	0	1	1	3	0	.286
Mar 10	at Miami (FL)	1b	1	0	1	1	0	0	0	0	0	0	0	0	0	0	0	1	0	0	.333
Mar 12	GEORGIA SOUTHERN	*2b	4	1	1	0	0	0	0	1	0	0	0	0	0	0	1	7	4	0	.316
Mar 17	VIRGINIA	1b	0	0	0	0	0	0	0	0	0	0	0	0	0	0	0	1	0	0	.316
Mar 19	at Mercer	*3b	3	1	0	1	0	0	0	1	1	0	0	1	0	0	1	0	3	1	.273
Mar 22	at Louisville	1b	0	0	0	0	0	0	0	0	0	0	0	0	0	0	0	2	0	0	.273
Mar 30	NOTRE DAME	3b	1	0	1	0	0	0	0	0	0	0	0	0	0	0	0	0	0	0	.304
Mar 31	NOTRE DAME	*3b/1b	3	0	0	0	0	0	0	2	1	0	0	0	0	0	2	0	5	0	.269
Apr 07	NORTH CAROLINA	*3b/1b	4	1	1	0	0	0	0	0	1	0	0	0	0	0	1	0	0	0	.267
Apr 09	at Georgia	ph/1b	1	0	0	0	0	0	0	0	0	0	0	0	0	0	0	1	0	0	.258
Apr 13	at Boston College	ph/3b	4	1	1	0	0	0	0	0	0	0	0	0	0	0	1	2	2	0	.257
Apr 14	at Boston College	*3b/1b	4	1	2	0	1	0	0	0	0	0	0	1	0	0	0	9	0	0	.282
Apr 16	AUBURN	*3b	5	1	2	3	1	0	0	0	1	0	0	0	0	0	2	0	1	0	.295
Apr 18	at Virginia Tech	*1b	3	1	1	0	0	0	0	1	1	0	0	0	0	0	2	7	2	0	.298
Apr 20	at Virginia Tech-1	*3b	3	0	2	1	0	1	0	0	0	0	0	1	1	0	0	0	0	1	.320
Apr 20	at Virginia Tech-2	*3b	3	1	1	1	0	0	0	1	0	0	0	0	0	0	0	1	0	0	.321
Totals		13gs	53	10	17	8	2	1	0	7	7	0	1	5	1	0	15	44	29	2	.321

On base pct. .403 • Slugging pct. .396

2019 Georgia Tech Baseball  
Individual Game-by-Game for Georgia Tech (as of Apr 21, 2019)

#14 Austin Wilhite - 38 games (All games)

Date	Opponent	Pos	AB	R	H	RBI	2B	3B	HR	BB	SB	CS	HBP	SAC	SF	GDP	K	PO	A	E	Avg
Feb 15	ILLINOIS-CHICAGO	*ss	3	0	2	1	0	0	0	0	0	0	0	0	1	0	1	1	1	1	.667
Feb 16	RICHMOND	*ss	2	1	1	0	0	1	0	2	1	0	0	0	0	0	1	3	2	0	.600
Feb 16	WEST VIRGINIA	*ss	5	0	1	0	0	0	0	0	0	0	0	0	0	0	0	0	0	0	.400
Feb 22	UCLA	*ss	4	0	2	1	1	0	0	0	0	0	0	0	0	0	2	1	6	0	.429
Feb 23	UCLA	*ss	3	0	0	0	0	0	0	1	0	0	0	0	0	0	2	3	2	0	.353
Feb 24	UCLA	*ss	3	0	1	0	0	0	0	1	0	0	0	0	0	0	2	1	3	0	.350
Feb 26	GEORGIA STATE	*ss	4	0	0	0	0	0	0	1	0	0	0	0	0	0	0	0	4	0	.292
Feb 27	at Georgia State	*ss	3	1	1	2	1	0	0	1	0	0	0	0	0	0	0	0	1	0	.296
Mar 01	NORTHWESTERN	*ss	4	0	1	1	0	0	0	0	0	0	0	0	0	0	1	1	1	0	.290
Mar 02	NORTHWESTERN-1	*ss	3	2	2	3	0	0	0	1	0	0	0	0	0	0	0	3	4	0	.324
Mar 02	NORTHWESTERN-2	*ss	4	0	0	0	0	0	0	0	0	0	0	0	0	0	2	0	5	0	.289
Mar 05	at Kennesaw State	*ss	4	1	1	0	0	0	0	1	0	0	0	0	0	0	2	0	4	0	.286
Mar 06	KENNESAW STATE	*ss	3	1	1	0	0	0	0	1	1	0	0	0	0	1	1	2	4	0	.289
Mar 08	at Miami (FL)	*ss	4	0	0	0	0	0	0	0	0	0	0	1	0	0	2	4	1	0	.265
Mar 10	at Miami (FL)	*ss	2	1	0	0	0	0	0	2	0	0	0	0	0	0	1	1	3	1	.255
Mar 15	VIRGINIA	*ss	4	0	1	0	0	0	0	1	0	0	0	0	0	0	2	3	5	0	.255
Mar 16	VIRGINIA	*2b	3	1	1	0	0	0	0	1	0	0	0	0	0	0	0	0	2	0	.259
Mar 17	VIRGINIA	*2b	3	0	0	1	0	0	0	0	0	0	0	0	1	0	2	3	4	0	.246
Mar 19	at Mercer	*2b	4	3	3	4	1	0	1	2	0	0	0	0	0	0	0	2	5	1	.277
Mar 22	at Louisville	*2b	3	0	0	0	0	0	0	1	0	0	0	0	0	0	2	2	1	0	.265
Mar 23	at Louisville	*2b	4	0	0	0	0	0	0	0	0	0	0	0	0	0	0	0	3	1	.250
Mar 24	at Louisville	*2b	4	1	1	0	0	0	0	0	2	0	0	0	0	0	1	2	1	0	.250
Mar 26	GEORGIA	*2b	3	1	1	0	0	0	0	1	0	0	0	0	0	0	0	3	0	0	.253
Mar 29	NOTRE DAME	*2b	3	0	0	0	0	0	0	1	1	0	0	0	0	0	1	1	3	0	.244
Mar 30	NOTRE DAME	*2b	4	1	2	0	1	0	0	0	0	0	0	0	0	0	0	4	0	0	.256
Mar 31	NOTRE DAME	*2b	3	0	1	1	0	0	0	1	1	0	0	0	1	0	0	3	2	2	.258
Apr 02	at Auburn	*2b	4	0	1	0	0	0	0	0	0	0	0	1	0	0	0	3	7	0	.258
Apr 05	NORTH CAROLINA	*2b	3	2	2	1	2	0	0	0	0	0	1	0	0	0	0	5	6	0	.271
Apr 06	NORTH CAROLINA	*2b	5	2	2	1	0	0	0	0	0	0	0	0	0	1	1	3	5	0	.277
Apr 07	NORTH CAROLINA	*2b	4	1	2	0	0	0	0	0	2	0	0	0	0	0	0	1	2	0	.286
Apr 09	at Georgia	*2b/ss	3	0	1	0	0	0	0	1	0	0	0	0	0	0	0	3	2	0	.287
Apr 12	at Boston College	*2b	4	0	2	0	1	0	0	0	1	0	0	0	0	0	1	2	3	0	.295
Apr 13	at Boston College	*2b	4	1	2	2	0	0	0	1	1	0	0	0	0	0	1	1	5	0	.302
Apr 14	at Boston College	*2b	2	3	1	0	0	0	0	2	0	0	1	0	0	0	1	0	1	0	.305
Apr 16	AUBURN	*2b	4	3	2	1	0	0	0	1	1	0	0	0	0	0	0	2	4	1	.311
Apr 18	at Virginia Tech	*2b	2	0	0	1	0	0	0	2	0	0	0	0	0	0	1	3	2	0	.306
Apr 20	at Virginia Tech-1	*2b	4	0	0	0	0	0	0	1	0	0	0	0	0	0	3	1	4	0	.297
Apr 20	at Virginia Tech-2	*2b	5	0	0	0	0	0	0	0	0	0	0	0	0	0	3	2	3	0	.286
Totals		38gs	133	26	38	20	7	1	1	27	11	0	2	2	3	2	36	69	111	7	.286

On base pct. .406 • Slugging pct. .376

2019 Georgia Tech Baseball  
Individual Game-by-Game for Georgia Tech (as of Apr 21, 2019)

#31 Nick Wilhite - 40 games (All games)

Date	Opponent	Pos	AB	R	H	RBI	2B	3B	HR	BB	SB	CS	HBP	SAC	SF	GDP	K	PO	A	E	Avg
Feb 15	ILLINOIS-CHICAGO	*of	4	0	1	0	0	0	0	0	0	0	0	0	0	0	0	5	0	0	.250
Feb 16	RICHMOND	*of	2	0	0	0	0	0	0	1	0	0	0	0	0	0	0	3	0	0	.167
Feb 16	WEST VIRGINIA	*of	5	0	1	1	0	0	0	0	0	0	0	0	0	0	0	1	0	0	.182
Feb 22	UCLA	*of	3	0	0	0	0	0	0	0	0	0	0	1	0	0	0	2	0	0	.143
Feb 23	UCLA	*of	3	0	0	1	0	0	0	1	0	0	0	0	0	0	1	6	0	0	.118
Feb 24	UCLA	*of	2	0	1	0	0	0	0	1	0	0	0	0	0	0	0	2	0	0	.158
Feb 26	GEORGIA STATE	*of	4	0	0	1	0	0	0	0	1	0	0	0	0	0	1	5	0	0	.130
Feb 27	at Georgia State	*of	5	0	3	2	0	0	0	0	1	0	0	0	0	0	0	1	0	0	.214
Mar 01	NORTHWESTERN	*of	4	2	2	0	1	0	0	0	1	0	0	0	0	0	0	3	0	0	.250
Mar 02	NORTHWESTERN-1	*of	4	0	2	0	0	0	0	0	0	0	0	0	0	0	0	3	0	0	.278
Mar 02	NORTHWESTERN-2	*of	3	0	1	0	0	0	0	0	0	0	0	0	0	0	1	0	0	0	.282
Mar 05	at Kennesaw State	*of	4	2	2	1	0	0	0	1	0	0	0	0	0	0	1	2	0	0	.302
Mar 06	KENNESAW STATE	*of	3	1	1	0	0	0	0	0	0	0	0	0	0	0	1	1	0	0	.304
Mar 08	at Miami (FL)	*of	3	0	0	0	0	0	0	0	0	0	0	1	0	0	1	5	0	0	.286
Mar 09	at Miami (FL)	*of	3	0	0	0	0	0	0	1	0	0	0	0	0	0	1	3	0	0	.269
Mar 10	at Miami (FL)	*of	3	1	1	0	0	0	0	1	0	0	0	0	0	1	0	2	0	0	.273
Mar 12	GEORGIA SOUTHERN	*of	4	1	2	1	0	0	0	1	0	0	0	0	0	0	0	1	1	0	.288
Mar 15	VIRGINIA	*of	5	0	0	0	0	0	0	0	0	0	0	0	0	1	1	5	0	0	.266
Mar 16	VIRGINIA	*of	4	0	3	1	0	0	0	0	0	2	0	0	0	0	0	2	0	0	.294
Mar 17	VIRGINIA	*of	4	0	1	0	0	0	0	0	0	0	0	0	0	0	1	1	0	0	.292
Mar 19	at Mercer	*of	3	3	2	2	1	0	0	2	1	0	0	0	0	0	1	2	0	0	.307
Mar 22	at Louisville	*of	4	0	0	0	0	0	0	0	0	0	0	0	0	0	3	5	0	0	.291
Mar 23	at Louisville	*of	4	0	0	0	0	0	0	0	0	0	0	0	0	1	1	2	0	0	.277
Mar 24	at Louisville	*of	4	0	0	0	0	0	0	0	0	0	0	0	0	0	0	2	1	0	.264
Mar 26	GEORGIA	*of	4	1	2	0	0	0	0	0	0	0	0	0	0	0	0	2	0	0	.275
Mar 29	NOTRE DAME	*of	4	0	0	0	0	0	0	0	0	0	0	0	0	0	1	2	0	0	.263
Mar 30	NOTRE DAME	*of	5	1	1	1	0	0	0	0	0	0	0	0	0	0	0	2	0	0	.260
Mar 31	NOTRE DAME	*of	3	0	0	1	0	0	0	1	1	0	0	0	0	0	1	7	0	0	.252
Apr 02	at Auburn	*of	2	2	1	0	1	0	0	3	0	0	0	0	0	0	0	2	0	0	.257
Apr 05	NORTH CAROLINA	*of	3	0	1	1	0	0	0	1	0	0	0	0	0	0	0	3	0	0	.259
Apr 06	NORTH CAROLINA	*of	4	0	1	0	0	0	0	0	0	0	0	1	0	0	2	2	0	0	.259
Apr 07	NORTH CAROLINA	*of	2	1	0	0	0	0	0	2	0	0	0	0	0	0	0	4	0	1	.254
Apr 09	at Georgia	*of	3	0	0	0	0	0	0	0	0	0	0	0	0	1	1	1	0	0	.248
Apr 12	at Boston College	*of	3	0	0	0	0	0	0	0	0	0	0	0	0	0	2	2	1	0	.242
Apr 13	at Boston College	*of	3	0	2	2	0	0	0	1	0	0	0	0	0	0	0	4	0	0	.252
Apr 14	at Boston College	*of	2	2	1	1	0	0	0	2	0	0	0	0	0	1	0	2	0	0	.256
Apr 16	AUBURN	*of	3	2	1	1	0	0	0	1	1	0	1	0	0	0	1	3	0	0	.258
Apr 18	at Virginia Tech	*of	3	1	1	0	0	0	0	1	0	0	0	0	0	0	0	3	0	0	.260
Apr 20	at Virginia Tech-1	*of	4	1	1	1	0	0	0	1	0	0	0	0	0	0	1	3	0	0	.259
Apr 20	at Virginia Tech-2	*of	3	0	2	1	0	0	0	1	1	0	0	0	0	0	0	2	0	0	.268
Totals		40gs	138	21	37	19	3	0	0	23	7	2	1	3	0	5	25	107	2	1	.268

On base pct. .377 • Slugging pct. .290

#41 Amos Willingham - 5 games (All games)

Date	Opponent	Pos	AB	R	H	RBI	2B	3B	HR	BB	SB	CS	HBP	SAC	SF	GDP	K	PO	A	E	Avg
Feb 16	RICHMOND	p	0	0	0	0	0	0	0	0	0	0	0	0	0	0	0	1	1	0	.000
Mar 05	at Kennesaw State	*p	0	0	0	0	0	0	0	0	0	0	0	0	0	0	0	0	2	0	.000
Mar 19	at Mercer	*p	0	0	0	0	0	0	0	0	0	0	0	0	0	0	0	1	0	0	.000
Mar 26	GEORGIA	*p	0	0	0	0	0	0	0	0	0	0	0	0	0	0	0	1	2	0	.000
Apr 16	AUBURN	*p	0	0	0	0	0	0	0	0	0	0	0	0	0	0	0	0	0	1	.000
Totals		4gs	0	0	0	0	0	0	0	0	0	0	0	0	0	0	0	3	5	1	.000

On base pct. .000 • Slugging pct. .000

2019 Georgia Tech Baseball  
Individual Game-by-Game for Georgia Tech (as of Apr 21, 2019)

#41 Amos Willingham - 11 appearances (All games)

Date	Opponent	GS	IP	H	R	ER	BB	SO	2B	3B	HR	WP	BK	HBP	IBB	Score	W-L	Sv	ERA	NP
Feb 16	RICHMOND		3.1	7	5	5	1	1	1	0	2	2	0	0	0	1-7	0-0	0	13.50	70
Feb 23	UCLA		1.0	1	1	1	1	2	0	0	0	0	1	0	0	2-8	0-0	0	12.46	22
Feb 27	at Georgia State	*	6.0	3	0	0	0	5	0	0	0	1	0	0	0	10-0	1-0	0	5.23	76
Mar 05	at Kennesaw State	*	5.0	5	1	1	1	3	0	0	0	0	0	0	0	10-7	2-0	0	4.11	81
Mar 10	at Miami (FL)		0.1	1	0	0	0	0	1	0	0	0	0	0	0	6-9	2-0	0	4.02	5
Mar 12	GEORGIA SOUTHERN	*	5.0	7	2	2	0	0	0	0	0	0	0	0	0	7-6	2-0	0	3.92	57
Mar 19	at Mercer	*	6.0	6	4	1	0	4	0	0	2	0	0	0	0	14-8	3-0	0	3.38	69
Mar 26	GEORGIA	*	6.1	6	2	2	2	8	3	0	0	0	0	0	0	11-2	4-0	0	3.27	107
Apr 05	NORTH CAROLINA	*	4.0	6	6	4	5	1	1	0	1	0	0	0	0	4-11	4-1	0	3.89	89
Apr 09	at Georgia	*	2.0	3	3	2	0	0	0	0	2	0	0	0	0	2-12	4-2	0	4.15	33
Apr 16	AUBURN	*	1.1	3	3	3	3	0	0	0	0	0	0	0	0	11-6	4-2	0	4.69	40
Totals		8	40.1	48	27	21	13	24	6	0	7	3	1	0	0	78-76	4-2	0	4.69	-

#38 Robert Winborne - 1 game (All games)

Date	Opponent	Pos	AB	R	H	RBI	2B	3B	HR	BB	SB	CS	HBP	SAC	SF	GDP	K	PO	A	E	Avg
Mar 01	NORTHWESTERN	p	0	0	0	0	0	0	0	0	0	0	0	0	0	0	0	0	1	0	.000
Totals		ogs	0	0	0	0	0	0	0	0	0	0	0	0	0	0	0	0	1	0	.000

On base pct. .000 • Slugging pct. .000

#38 Robert Winborne - 3 appearances (All games)

Date	Opponent	GS	IP	H	R	ER	BB	SO	2B	3B	HR	WP	BK	HBP	IBB	Score	W-L	Sv	ERA	NP
Mar 01	NORTHWESTERN		1.0	1	0	0	1	0	0	0	0	0	0	0	0	12-1	0-0	0	0.00	25
Apr 05	NORTH CAROLINA		1.1	3	2	2	2	2	0	0	0	0	0	0	1	4-11	0-0	0	7.71	28
Apr 12	at Boston College		1.0	1	0	0	0	1	0	0	0	0	0	0	0	2-9	0-0	0	5.40	11
Totals		0	3.1	5	2	2	3	3	0	0	0	0	0	0	1	18-21	0-0	0	5.40	-

#3 Billy Zinnershine - 3 games (All games)

Date	Opponent	Pos	AB	R	H	RBI	2B	3B	HR	BB	SB	CS	HBP	SAC	SF	GDP	K	PO	A	E	Avg
Feb 27	at Georgia State	ph/ss	0	0	0	0	0	0	0	1	0	0	0	0	0	0	0	0	1	0	.000
Mar 01	NORTHWESTERN	ss	1	0	0	0	0	0	0	0	0	0	0	0	0	0	0	0	1	1	.000
Mar 30	NOTRE DAME	pr	0	0	0	0	0	0	0	0	0	0	0	0	0	0	0	0	0	0	.000
Totals		ogs	1	0	0	0	0	0	0	1	0	0	0	0	0	0	0	1	2	1	.000

On base pct. .500 • Slugging pct. .000

2019 Georgia Tech Baseball  
Conference statistics for Georgia Tech (as of Apr 21, 2019)  
(ACC games only Sorted by Batting avg)

Record: 13-8 Home: 6-3 Away: 7-5 ACC: 13-8

Player	avg	gp-gs	ab	r	h	2b	3b	hr	rbi	tb	slg%	bb	hp	so	gdp	ob%	sf	sh	sb-att	po	a	e	fld%
Tristin English	.385	18-18	65	23	25	5	1	7	24	53	.815	5	7	9	3	.468	2	0	0-0	142	6	2	.987
Michael Guldborg	.338	20-20	74	16	25	1	1	0	4	28	.378	9	4	15	1	.427	2	4	1-1	22	2	1	.960
Baron Radcliff	.324	20-20	68	11	22	5	0	3	15	36	.529	21	0	17	0	.478	1	0	1-1	30	1	0	1.000
Luke Waddell	.318	21-21	88	19	28	2	1	0	11	32	.364	14	3	10	1	.425	1	0	4-4	23	65	2	.978
Kyle McCann	.256	21-21	78	13	20	5	0	4	17	37	.474	21	2	29	0	.426	0	0	0-0	169	16	0	1.000
Colin Hall	.253	21-21	83	14	21	3	0	1	15	27	.325	9	0	19	1	.319	2	2	2-2	23	2	3	.893
Austin Wilhite	.243	20-20	70	13	17	4	0	0	7	21	.300	13	2	22	1	.368	2	1	8-8	41	56	4	.960
Oscar Serratos	.222	18-17	63	4	14	4	0	0	10	18	.286	4	2	23	2	.282	2	0	2-2	4	15	4	.826
Nick Wilhite	.205	21-21	73	7	15	0	0	0	9	15	.205	12	0	17	4	.318	0	2	2-4	62	1	1	.984
-----																							
Charlie Benson	.500	4-0	4	0	2	0	0	0	1	2	.500	1	1	2	0	.667	0	0	1-1	2	2	0	1.000
Jackson Webb	.379	12-6	29	6	11	1	1	0	3	14	.483	4	0	7	0	.441	1	2	3-3	24	12	1	.973
Chase Murray	.286	5-4	14	3	4	1	0	0	2	5	.357	2	0	4	0	.375	0	0	1-2	7	0	0	1.000
Cole Neuber	.000	3-0	3	0	0	0	0	0	0	0	.000	0	0	2	0	.000	0	0	0-0	0	0	0	.000
Paxton Rigby	.000	1-0	1	0	0	0	0	0	0	0	.000	0	0	1	0	.000	0	0	0-0	2	0	0	1.000
Billy Zinnershine	.000	1-0	0	0	0	0	0	0	0	0	.000	0	0	0	0	.000	0	0	0-0	0	0	0	.000
Cameron Turley	.000	1-0	0	0	0	0	0	0	0	0	.000	0	0	0	0	.000	0	0	0-0	0	0	0	.000
Totals	.286	21	713	129	204	31	4	15	118	288	.404	115	21	177	13	.394	13	11	25-28	559	203	20	.974
Opponents	.260	21	727	107	189	41	2	20	102	294	.404	73	13	178	12	.335	8	5	12-14	554	192	19	.975

LOB - Team (190), Opp (160). DPs turned - Team (16), Opp (21). IBB - Team (11), McCann, K 8, Serratos, O 1, English, T 1, Hall, Co 1, Opp (3). Picked off - Murray, C 1, Wilhite, N 1.

(ACC games only Sorted by Earned run avg)

Player	era	w-l	app	gs	cg	sho	sv	ip	h	r	er	bb	so	2b	3b	hr	b/avg	wp	hp	bk	sfa	sha
Connor Thomas	2.47	5-0	7	7	1	1/0	0	51.0	47	15	14	7	48	8	0	3	.234	0	1	0	1	1
Brant Hurter	3.15	2-1	6	6	0	0/1	0	34.1	26	15	12	13	34	2	1	1	.197	0	3	0	1	1
Xzavion Curry	4.93	2-2	7	6	0	0/0	0	38.1	40	24	21	11	41	12	1	5	.272	3	4	0	2	2
-----																						
Walker Barlow	0.00	0-0	1	0	0	0/0	0	0.2	0	0	0	0	0	0	0	0	.000	0	1	0	0	0
Micah Carpenter	3.00	0-0	5	0	0	0/0	1	6.0	6	2	2	2	8	2	0	2	.261	0	0	0	0	0
Tristin English	3.00	1-0	5	0	0	0/0	3	6.0	6	3	2	4	4	1	0	0	.261	0	0	0	0	0
Jonathan Hughes	5.40	3-2	6	0	0	0/0	0	13.1	12	8	8	9	10	7	0	0	.240	4	2	0	2	0
Hugh Chapman	6.00	0-0	3	0	0	0/0	0	3.0	3	3	2	0	1	0	0	1	.250	1	0	0	0	0
Luke Bartnicki	7.20	0-0	10	0	0	0/1	0	10.0	19	9	8	7	10	4	0	0	.442	0	0	0	0	0
Robert Winborne	7.71	0-0	2	0	0	0/0	0	2.1	4	2	2	2	3	0	0	0	.400	0	0	0	0	0
Amos Willingham	8.31	0-1	2	1	0	0/0	0	4.1	7	6	4	5	1	2	0	1	.368	0	0	0	1	0
Roedig, C	8.44	0-0	2	1	0	0/0	0	5.1	4	5	5	2	3	2	0	2	.211	0	1	0	0	0
Jake Brace	9.00	0-0	2	0	0	0/0	0	2.0	4	2	2	2	2	0	0	0	.500	1	0	0	0	1
Will Shirah	10.12	0-0	2	0	0	0/0	0	2.2	4	3	3	2	1	0	0	1	.364	1	0	0	1	0
Jake Lee	11.57	0-1	6	0	0	0/0	0	2.1	3	3	3	4	6	1	0	1	.300	1	0	0	0	0
Keyton Gibson	13.50	0-1	5	0	0	0/0	0	4.2	4	7	7	3	6	0	0	3	.235	0	1	0	0	0
Totals	4.59	13-8	21	21	1	2/1	4	186.1	189	107	95	73	178	41	2	20	.260	11	13	0	8	5
Opponents	5.60	8-13	21	21	0	0/0	3	184.2	204	129	115	115	177	31	4	15	.286	19	21	4	13	11

PB - Team (4), McCann, K 4, Opp (8). Pickoffs - Team (2), Bartnicki, L 1, McCann, K 1, Opp (2). SBA/ATT - McCann, K (11-13), Hurter, B (4-4), Thomas, C (3-3), Curry, X (2-3), Willingham (1-2), Hughes, J (1-1), Gibson, K (1-1).

2019 Georgia Tech Baseball  
Conference statistics for Georgia Tech (as of Apr 21, 2019)  
(ACC games only Sorted by Fielding pct)

Player	c	po	a	e	fld%	dp	sba	csb	sba%	pb	ci
Kyle McCann	185	169	16	0	1.000	1	11	2	.846	4	0
Baron Radcliff	31	30	1	0	1.000	0	0	0	.000	0	0
Connor Thomas	13	2	11	0	1.000	0	3	0	1.000	0	0
Xzavion Curry	7	3	4	0	1.000	0	2	1	.667	0	0
Chase Murray	7	7	0	0	1.000	0	0	0	.000	0	0
Brant Hurter	5	0	5	0	1.000	0	4	0	1.000	0	0
Charlie Benson	4	2	2	0	1.000	1	0	0	.000	0	0
Jonathan Hughes	2	1	1	0	1.000	0	1	0	1.000	0	0
Paxton Rigby	2	2	0	0	1.000	1	0	0	.000	0	0
Jake Brace	1	0	1	0	1.000	0	0	0	.000	0	0
Micah Carpenter	1	1	0	0	1.000	0	0	0	.000	0	0
Tristin English	150	142	6	2	.987	8	0	0	.000	0	0
Nick Wilhite	64	62	1	1	.984	1	0	0	.000	0	0
Luke Waddell	90	23	65	2	.978	11	0	0	.000	0	0
Jackson Webb	37	24	12	1	.973	4	0	0	.000	0	0
Austin Wilhite	101	41	56	4	.960	12	0	0	.000	0	0
Michael Guldberg	25	22	2	1	.960	1	0	0	.000	0	0
Colin Hall	28	23	2	3	.893	0	0	0	.000	0	0
Oscar Serratos	23	4	15	4	.826	1	0	0	.000	0	0
Luke Bartnicki	4	0	3	1	.750	0	0	0	.000	0	0
Roedig, C	2	1	0	1	.500	0	0	0	.000	0	0
Walker Barlow	0	0	0	0	.000	0	0	0	.000	0	0
Billy Zinnershine	0	0	0	0	.000	0	0	0	.000	0	0
Cole Neuber	0	0	0	0	.000	0	0	0	.000	0	0
Robert Winborne	0	0	0	0	.000	0	0	0	.000	0	0
Will Shirah	0	0	0	0	.000	0	0	0	.000	0	0
Jake Lee	0	0	0	0	.000	0	0	0	.000	0	0
Hugh Chapman	0	0	0	0	.000	0	0	0	.000	0	0
Keyton Gibson	0	0	0	0	.000	0	1	0	1.000	0	0
Amos Willingham	0	0	0	0	.000	0	1	1	.500	0	0
Cameron Turley	0	0	0	0	.000	0	0	0	.000	0	0
Totals	782	559	203	20	.974	16	12	2	.857	4	0
Opponents	765	554	192	19	.975	21	25	3	.893	8	0

Hitting minimums - 1 Games 1.5 AB/Game

Pitching minimums - 1 Games 0.8 IP/Game



2019 Georgia Tech Baseball  
Games Summary for Georgia Tech (as of Apr 21, 2019)  
(ACC games only)

Score by innings	1	2	3	4	5	6	7	8	9	EX	Total
Georgia Tech	15	21	25	7	15	14	12	12	7	1	129
Opponents	14	6	10	12	8	14	12	12	19	0	107

Record when ...											
Overall	13-8							After 6 leading	12-1		
Conference	13-8							..... trailing	1-5		
Non-Conference	0-0							..... tied	0-2		
Home games	6-3							After 7 leading	10-2		
Away games	7-5							..... trailing	0-5		
Neutral site	0-0							..... tied	3-1		
Day games	11-2							After 8 leading	12-3		
Night games	2-6							..... trailing	0-5		
vs Left starter	6-3							..... tied	1-0		
vs Right starter	7-5										
1-Run games	5-4							Hit 0 home runs	5-5		
2-Run games	2-0							... 1 home run	6-2		
5+Run games	4-2							... 2+ home runs	2-1		
Extra innings	1-0										
Shutouts	2-0							Opponent 0 home runs	7-2		
								..... 1 home run	5-1		
Scoring 0-2 runs	0-2							..... 2+ HRs	1-5		
..... 3-5 runs	4-3										
..... 6-9 runs	6-3							Made 0 errors	6-3		
..... 10+ runs	3-0							.... 1 error	4-2		
								.... 2+ errors	3-3		
Opponent 0-2 runs	5-0										
..... 3-5 runs	6-2							Opp. made 0 errors	3-5		
..... 6-9 runs	1-5							..... 1 error	6-2		
..... 10+ runs	1-1							..... 2+ errors	4-1		
Scored in 1st inning	3-3							Out-hit opponent	10-3		
Opp. scored in 1st	2-8							Out-hit by opponent	2-5		
Scores first	10-2							Hits are tied	1-0		
Opp. scores first	3-6										

Record when team scores:											
Runs	0	1	2	3	4	5	6	7	8	9	10+
W-L	0-0	0-0	0-2	1-0	2-2	1-1	1-2	3-0	1-1	1-0	3-0

Record when opponent scores:											
Runs	0	1	2	3	4	5	6	7	8	9	10+
W-L	2-0	2-0	1-0	2-1	1-0	3-1	0-1	1-0	0-0	0-4	1-1

Record when leading after:											
Inn.	1	2	3	4	5	6	7	8			
W-L	3-0	7-0	9-2	10-2	12-2	12-1	10-2	12-3			

Record when trailing after:											
Inn.	1	2	3	4	5	6	7	8			
W-L	2-6	1-4	1-4	1-6	1-5	1-5	0-5	0-5			

Record when tied after:											
Inn.	1	2	3	4	5	6	7	8			
W-L	8-2	5-4	3-2	2-0	0-1	0-2	3-1	1-0			

Current winning streak: 2  
Longest winning streak: 4  
Longest losing streak: 3

Home attendance : 11924 ( 9 dates avg = 1324 )  
Away attendance : 13245 ( 11 dates avg = 1204 )  
Total attendance: 25169 ( 20 dates avg = 1258 )