



GEORGIA TECH BASKETBALL 2018-19

ACC Champions 1985, 1990, 1993 • Final Four 1990, 2004 • 16 NCAA Tournament appearances

2018-19 Schedule/Results

N3	FLORIDA TECH (exhibition)	W, 87-36
N9	LAMAR	W, 88-69
N13	at Tennessee (5/6)	L, 53-66
N16	EAST CAROLINA	W, 79-54
N21	UT RIO GRANDE VALLEY	W, 72-44
N23	PRAIRIE VIEW A&M	W, 65-54
N28	at Northwestern+	L, 61-67
D1	vs. St. John's [Miami, Fla.]# (rv)	L, 73-76
D9	FLORIDA A&M	W, 73-40
D17	GARDNER-WEBB	L, 69-79
D19	at Arkansas	W, 69-65
D22	GEORGIA	L, 59-70
D28	KENNESAW STATE	W, 87-57
J2	USC UPSTATE	W, 79-63
J5	WAKE FOREST	W, 92-79
J9	VIRGINIA TECH (9/7)	L, 49-52
J12	at Syracuse	W, 73-59
J16	at Clemson	L, 60-72
J19	LOUISVILLE (rv)	L, 51-79
J22	NOTRE DAME	W, 63-61
J26	at Duke (2/2)	L, 53-66
J29	NORTH CAROLINA (9/10)	L, 54-77
F2	at Florida State (25/rv)	L, 49-59
F6	CLEMSON	L, 42-65
F10	at Notre Dame	L, 59-69
F13	at Virginia Tech (22/16)	L, 68-76
F16	FLORIDA STATE (17/19)	L, 47-69
F20	PITTSBURGH	W, 73-65
F23	at Miami	L, 65-80
F27	at Virginia (2/2)	L, 51-81
M3	BOSTON COLLEGE	W, 81-78 (ot)
M6	at NC State	W, 63-61
M12	vs. Notre Dame*	L, 71-78

*ACC Tournament, Charlotte, N.C.; +ACC-Big Ten Challenge; #Hoophall Miami Invitational (Miami, Fla.)

All times Eastern; home games in ALL CAPS

(AP/USA) - rankings in AP/coaches polls at time of game, current rankings for upcoming games (rv=receiving votes)

RADIO: Learfield IMG College/680 the Fan

Play-by-play	Andy Demetra
Analyst	Randy Waters
Engineer	Miller Pope
In Atlanta	680 AM, 93.7 FM
Satellite	Sirius 81, XM 81, Internet 81 & 371
Online	GT Gameday App, Ramblinwreck.com
TuneIn	buzz.gt/LiveTuneIn

COMMUNICATIONS

GTMBB contact	Mike Stamus
Phone	404-894-5446 (ofc), 404-218-9723 (cell)
E-mail	mstamus@athletics.gatech.edu

SOCIAL MEDIA: #TogetherWeSwarm

Official Twitter/in-game updates	@GTMBB
Coach Josh Pastner	@GTJoshPastner
Facebook	gtmensbasketball
Instagram	gtmensbasketball

GEORGIA TECH SEASON REVIEW

Final Record: 14-18 overall, 6-12 ACC (10th place)

In a Nutshell

Georgia Tech (14-18, 6-12 ACC) completed its third season under head coach Josh Pastner by earning the No. 10 seed for ACC Tournament, its highest since 2016, by defeating Boston College (81-78 in overtime at home) and NC State (63-61 on the road) in its final two regular season games. The Yellow Jackets were eliminated in the opening round by Notre Dame, 78-71.

Starting Lineup

- **Rise above** - The Yellow Jackets finished the season 10th in the ACC after being projected to finish no higher than 13th in the preseason. It is Tech's highest finish since tying for ninth in 2013.

- **NCAA bound** - Eight teams that Georgia Tech played during the 2018-19 season received bids to the NCAA Tournament - Duke, Florida State, Louisville, North Carolina, Syracuse, Tennessee, Virginia and Virginia Tech.

- **NIT/other post-season** - Four other Tech opponents in 2018-19 received post-season bids - Arkansas, Clemson and NC State to the NIT, and UT Rio Grande Valley to the CIT.

- **Tuesday's child** - Georgia Tech has played in the opening round of the ACC Tournament every year since the most recent expansion to 15 teams, winning its first game twice in that stretch. Tech's last ACC Tournament win came in 2016 with an 88-85 overtime victory over Clemson in Washington, D.C.

GEORGIA TECH AT-A-GLANCE

2018-19 rankings (AP/coaches/NET)	nr nr 126
2018-19 record	14-18 (11-7 home, 3-9 away, 0-2 neutral)
ACC record	6-12 (10th place)
ACC Tournament (10 seed)	lost to Notre Dame (78-71), 1st round
Head coach	Josh Pastner (Arizona, 1997)
Career record/at GT	215-126 (10th yr) 48-53 (3rd yr)
Starters Returning/Lost	*5/0
Letterwinners Returning/Lost	10/5

*based on end-of-season starting five

ROSTER AT-A-GLANCE (#indicates last game starters)

4	Brandon Alston..... G 6-5203.....r-Sr..... Vienna, Va.7.0 ppg.....1.7 rpg > Graduate transfer in final year of eligibility at Tech; 46.5% FG, 38.9% 3pt, 83.7% FT; made 22-of-last-23 FT
10	Jose Alvarado# G 6-0176.....So. Brooklyn, N.Y.12.5.....3.9 > Led Tech in scoring, assists, steals; avg. 18.3 ppg, 49.8% FG, 40% 3pt, 24/8 ast/to last 6 reg-season games
1	James Banks III# F 6-9243.....Jr. Decatur, Ga.10.5.....7.7 > Texas transfer granted immediate eligibility 11/13; 7 double-doubles; 11.4 ppg, 7.1 rpg, 55% FG vs. ACC
3	Evan Cole F 6-9217.....So. Cumming, Ga.4.1.....2.5 > Missed 7g/sprained left ankle, 3 with flu; 25-of-51 in 14 games after holiday
0	Michael Devoe# G 6-4188.....Fr. Orlando, Fla.9.7.....3.3 > 15 double-digit scoring games; started last 23 games; 10.4 ppg, 2.8 apg, 43.8% 3pt vs. ACC
34	Abdoulaye Gueye F 6-9217.....r-Sr. Dakar, Senegal6.6.....3.7 > Double digits in 7 ACC games (missed CL, LOU), 8.1 ppg, 3.9 rpg, career-best 51.9% FG vs. ACC
13	Curtis Haywood II G 6-5198.....So. Oklahoma City, Okla.5.6.....2.7 > 6 double-digit games, 27.6% 3pt, missed final 2 games with ankle injury, entered transfer portal after season
11	Evan Jester F 6-6191.....So. Riverdale, Ga.0.0.....0.5 > Non-scholarship player from Sandy Creek HS; entered the transfer portal following the season
45	Shaheed Medlock G 6-5196.....Jr. Waycross, Ga.0.0.....0.0 > Non-scholarship player from Ware County HS
12	Khalid Moore# F 6-6200.....Fr. Briarwood, N.Y.4.2.....1.5 > 3-star composite ranking; started 10 games; 48.2% FG, 7-of-22 3pt, 65.6% FT
24	Sylvester Ogbonda C 6-10237.....r-Jr. Port Harcourt, Nigeria.1.8.....1.8 > Played in 10 games, 6.7 mpg, 18 total minutes in 4 ACC games; graduates in May, will transfer for final season
2	Shembari Phillips G 6-3202.....r-Jr. Atlanta, Ga.2.1.....1.1 > Transfer from Tenn. started first 6 games of this season; 55 minutes last 10 games
55	Malachi Rice G 6-0186.....So. Indianapolis, Ind.0.0.....0.0 > Non-scholarship player from Brebeuf Jesuit Prep School
35	Kristian Sjolund G 6-7200.....Fr. Kongsberg, Norway3.0.....1.0 > Native of Norway, prepped in Texas, has int'l experience; 54 pts in 137 minutes over final 8 games
5	Moses Wright# F 6-9221.....So. Raleigh, N.C.6.7.....3.7 > Started 21 games, 7 double-digit scoring games (4 in last 5g) - 15.6 ppg, 6.2 rpg, 36-58 FG

TECH NOTEBOOK

Tech Team Statistics

Category	2018-19	#ACC	*NCAA
Scoring offense	65.3	15	326
Scoring defense	66.6	5	53
Scoring margin	-1.2	13	236
Field goal pct.	.440	8	194
Field goal pct. def.	.401	3	20
3-pt FG pct.	.307	15	331
3-pt FG made	5.5	15	338
3-pt FG pct. def.	.297	2	11
3-pt FG allowed	6.5	--	--
Free throw pct.	.669	13	239
FT made	12.7	15	245
Rebound average	33.5	13	280
Rebound margin	-2.5	14	282
O-Reb per game	8.2	15	307
D-Reb per game	25.3	9	178
Assists per game	13.5	6	165
Assist/TO ratio	0.9	12	250
Turnover margin	-1.6	14	283
Turnovers per game	14.3	15	294
Turnovers forced	12.8	10	190
Blocks per game	5.2	2	8
Steals per game	6.9	6	92
Personal fouls per game	17.5	11	151
<i>#ACC rankings through games of April 8</i>			
<i>*NCAA rankings (352 teams ranked) through games of April 8</i>			

Games Started

Player	Consec.	2018-19	Career	Conf.
Brandon Alston	0	5	34	22
Jose Alvarado	14	30	54	30
James Banks III	26	26	26	19
Evan Cole	0	3	10	7
Michael Devoe	23	23	23	19
Abdoulaye Gueye	0	13	39	21
Curtis Haywood II	0	19	26	10
Khalid Moore	2	10	10	6
Sylvester Ogbonda	0	0	0	0
Shembari Phillips	0	6	30	11
Kristian Sjolund	0	3	3	3
Moses Wright	7	21	30	13
<i>*includes starts at previous school</i>				
<i>Career ACC includes ACC Tournament starts</i>				

Non-Conference Breakdown

Team	Conf.	Record	Conf.	NET	Result
Arkansas ^{NIT}	SEC	17-15	8-10	65	W, 69-65
East Carolina	AAC	10-21	3-15	258	W, 79-54
Florida A&M	MEAC	12-19	9-7	315	W, 73-40
Gardner-Webb ^{NCAA}	Big South	23-11	10-6	173	L, 69-79
Georgia	SEC	11-21	2-16	122	L, 59-70
Kennesaw State	A-Sun	6-26	3-13	343	W, 87-57
Lamar	Southland	20-13	12-6	220	W, 88-69
Northwestern	Big Ten	13-19	4-16	89	L, 61-67
Prairie View ^{NCAA}	SWAC	22-12	17-1	205	W, 65-54
St. John's ^{NCAA}	Big East	21-12	8-10	73	L, 73-76
Tennessee ^{NCAA}	SEC	29-5	15-3	5	L, 53-66
USC Upstate	Big South	6-26	1-15	344	W, 79-63
UTRGV ^{NIT}	WAC	19-16	9-7	168	W, 72-44

GT strength of schedule rank (overall): 71

GT strength of schedule rank (non-conference): 240

Records and NET ranking through games of March 17

+conference champion

• **Party on the quad** - Georgia Tech had three quadrant 1 wins this season, according to the NCAA's NET rankings, and all of them occurred on the road (Arkansas, Syracuse, NC State).

• **Core group returns** - Georgia Tech returns all five players who started its final two games of the season, and eight players who started a total of 123 games.

• **By the numbers** - Those eight players accounted for 73.1 percent of Tech's scoring, 66.4 percent of its rebounds and 73.8 percent of the minutes played.

• **Outpost** - In an attempt to invigorate its offense, Georgia Tech returned to a one-post starting alignment for its last eight games (seven regular-season games plus ACC Tournament), with James Banks III starting in the middle with four perimeter players. It helped produce four of the Yellow Jackets' six highest point totals and four of its six highest field goal percentage games in ACC competition. Tech's scoring average rose six points per game over the last eight (64.9) compared to the first 11 ACC games. Its field goal percentage was 44.7 over that span compared to 42.0 before, and its three-point rate was 34.4 percent compared to 27.6 before.

• **Guard your yard** - Georgia Tech ranked as high as 11th this season in defensive efficiency according to KenPom.com. Tech's decision to alter the lineup for extra offense led to a decline in that efficiency, and the Jackets finished 43rd in efficiency, No. 15 in effective field goal percentage defense and No. 12 in three-point defense.

• **50 (per) Cent** - Tech shot 50 percent or better in 10 games this season, five times against ACC teams, after connecting on better than 50 percent or better in succession against Boston College, NC State and Notre Dame to end the season. The Jackets shot 50 percent in 11 games combined (four vs. ACC teams) in Josh Pastner's first two seasons at Tech.

• **Hola again** - Jose Alvarado scored 110 points in Tech's last six regular-season games (18.3 ppg), including a career-high 29 against Pittsburgh. In those six games, he hit 37-of-75 from the floor, 12-of-40 from three-point range, and he recorded a 24/8 assist-turnover ratio.

• **I'll be there for you** - Jose Alvarado played the full 40 minutes four times in Tech's last nine games (Notre Dame, Pittsburgh, Miami, NC State). The sophomore has logged 13 complete games in his career, five this season.

• **Wholly Moses** - Moses Wright finished the season playing the best basketball of his career. He reached double figures in four of his last five games, including a career-high 25 vs. Notre Dame in the ACC Tournament, 19 at Miami and 18 at NC State). He averaged 15.6 points (36-of-58 FG) and 6.2 rebounds over that stretch.

• **Crack that whip** - Michael Devoe went 32-for-68 from three-point range (47.1 pct.) in Tech's last 15 games. He had gone 12-for-43 in the first 17 games of the season. He has averaged 11.6 points and 3.2 assists in his last five games.

• **The Bank is open** - James Banks finished the season with four straight games in double digits (11 with seven rebounds at Virginia, 18/9 vs. Boston College, 19/9 at NC State, 12/11 vs. Notre Dame). He averaged 15 points and 9.0 rebounds in that stretch, hitting 26-of-35 shots from the floor. He went 8-for-8 in the regular-season finale at NC State, including the game-winning slam dunk.

• **Tech tribunal** - Alvarado, Devoe and Banks each scored in double figures in the same game six times, and Tech won four of those games. They combined for 45 of 69 points at Arkansas, 49 of 92 against Wake Forest, 43 of 63 in the first meeting against Notre Dame, and 59 of 81 against Boston College.

• **Three's the charm** - Tech averaged 6.8 threes and shot 34.4 percent from beyond the arc in its last eight games. In the seven games before that, the Jackets shot 25-for-111 (22.5 pct.) from bonus range.

• **Youts are served** - Georgia Tech's seven freshmen and sophomores played 68.2 percent of the minutes for Tech in ACC games.

• **Going deep** - Georgia Tech deployed 12 different

Tech's Record ...

	2018-19	CJP era
At home	11-7	40-17
On the road	3-9	7-28
At neutral sites	0-2	1-5
Vs. top-10 opponents	0-5	2-10
Vs. top-25 opponents	0-8	5-18
Vs. teams over .500	8-16	27-44
Vs. teams under .500	5-2	18-6
Vs. teams at .500	1-0	2-2
While in the top 25	0-0	0-0

In November	4-2	12-4
In December	3-3	10-11
In January	4-5	13-13
In February	1-7	5-19
In March/April	2-1	8-5

Wearing white uniforms	9-9	38-19
Wearing gold uniforms	3-5	8-20
Wearing navy uniforms	1-4	3-12
Wearing black uniforms	0-0	0-0

Game is decided by 5 pts./fewer or OT	4-2	11-11
Game is decided by 10/fewer or OT	5-8	22-24

Leading at the half	10-4	37-12
Trailing at the half	4-14	10-40
Tied at the half	0-0	1-0
Leading with 5:00 to play	12-1	43-3
Trailing with 5:00 to play	1-17	3-49
Tied with 5:00 to play	1-0	1-0
In overtime games	1-0	2-1
After a bye in the ACC schedule	1-1	1-2

Tech scores 100 or more points	0-0	0-0
Tech scores 90-99 points	1-0	1-0
Tech scores 80-89 points	4-0	8-1
Tech scores 70-79 points	6-2	24-7
Tech scores 60-69 points	3-6	12-22
Tech scored 59 or fewer points	0-10	3-23
Opponent scores 100 or more points	0-0	0-1
Opponent scores 70 or more	2-10	8-29
Opponent scores fewer than 70	12-8	42-21
Opponent scores fewer than 50	2-0	3-0

Tech shoots 50 pct. or better	9-1	16-5
Opponent shoots 50 pct. or better	0-3	1-11
Opponent shoots under 40 pct.	11-6	35-13
Tech has a higher FG% than opponent	13-4	47-11
Tech has a lower FG% than opponent	1-13	1-40
FG percentage is even	0-1	0-2

Tech has more 3-point FGs	6-3	11-10
Tech has fewer 3-point FGs	7-14	34-34
3-point FGs are even	1-1	4-7

Tech attempts more FT than opponent	9-6	39-16
Tech attempts fewer FT than opponent	4-12	7-32
Free throw attempts are even	1-0	2-4

Tech outrebounds opponent	6-3	25-12
Opponent outrebounds Tech	5-15	18-40
Rebounds are even	3-0	5-0

Tech has fewer turnovers than opponent	7-4	22-15
Tech has more turnovers than opponent	7-10	23-29
Turnovers are even	0-2	3-6
Tech has more assists than turnovers	8-3	31-15

Committing more fouls	4-10	5-29
Committing fewer fouls	9-7	38-16
Fouls are even	1-1	5-7

4/more Jackets score in double figures	8-2	23-13
A Jacket scores 20 or more	4-7	25-24
A Jacket scores 30 or more	0-0	3-0

Scoring more bench points	8-9	23-21
Scoring fewer bench points	5-9	24-29
Bench scoring is even	1-0	1-2

TECH NOTEBOOK

Just Georgia Tech, please...

The Georgia Institute of Technology is the official title, but Georgia Tech will work fine, or just Tech (unless you're in Virginia or Texas). We would appreciate it if you would use our name in those ways. Georgia Tech University is incorrect. Thank you.

Georgia Tech Quick Facts

Official Name:	Georgia Institute of Technology
Location:	Atlanta, Ga.
Enrollment:	29,000
Founded:	1885
Colors:	Old Gold and White
Nickname:	Yellow Jackets, Ramblin' Wreck
Mascot:	Buzz (Yellow Jacket)
Fight Songs:	Ramblin' Wreck, White and Gold
Conference:	Atlantic Coast (ACC)
Home Arena:	McCormick Pavilion (capacity 8,600)
President:	Dr. G.P. "Bud" Peterson
Director of Athletics:	Todd Stansbury
Faculty Rep. for Athletics:	Dr. Charles L. Isbell, Jr.
Head Coach:	Josh Pastner (Arizona, 1997)
	Record at Tech: 48-53 (3rd season)
	Overall: 215-126 (10th season)
	ACC Regular Season: 20-34
	ACC Tournament: 0-3
	NCAA Tournament: 2-4
Assistant Coaches:	
	Eric Reveno (Stanford, 1989), 3rd season
	Julian Swartz (Carroll College, 2005), 3rd season
	Anthony Wilkins (Kent State, 2013), 1st season
Dir. of Player Personnel:	Mario West (Georgia Tech, 2007)
Director of Operations:	Tyler Benson (St. Bonaventure, 2009)
Director of Scouting:	Hayden Sheridan (Arizona, 2016)
Player Development Coach:	Dan Taylor (Franklin Pierce, 2002)
Athletic Trainer:	Richard Stewart (Salisbury, 2005)

Basketball History

104th season:	1st game, Feb. 17, 1906 vs. Auburn
All-time Record:	1,376-1,244
Winning/Losing/500 Seasons:	53 / 47 / 4
NCAA Appearances (16):	23-16 record
	1960, 1985, 1986, 1987, 1988, 1989, 1990, 1991, 1992, 1993, 1996, 2001, 2004, 2005, 2007, 2010
Final Fours (2):	1990, 2004
NIT Appearances (9):	14-9 record
	1970, 1971, 1984, 1994, 1998, 1999, 2003, 2016, 2017
ACC Championships (3):	1985, 1990, 1993
ACC Regular-Season Titles (2):	1985 (tie), 1996
ACC Regular-Season Record (40th season):	254-378 (174-142 home, 80-236 road)
ACC Tournament Record:	26-37
SEC Championships (1):	1938
SEC Regular-Season Titles (1):	1937
SEC Regular-Season Record (1932-64):	201-207
Metro Conference Regular-Season Record (1975-78):	9-10
Metro Conference Tournament Record:	4-3
Record at McCormick Pavilion:	83-44 (6th season)
Record at Alexander Memorial Coliseum:	556-194 (55 seasons, 1956-2011)
Record at Philips Arena:	7-11
Record at Arena at Gwinnett Center:	4-1
Record at Georgia Dome:	9-5
All-Time Head Coaches:	14
ACC Head Coaches:	5
All-America Selections:	14 (12 players)
Consensus All-Americans:	2
First-Team All-Americans:	5
National Players of the Year:	1
All-ACC Selections:	52 times (31 players)
ACC Players of the Year:	2
ACC Rookies of the Year:	11
ACC Coaches of the Year:	5 (3 coaches)
ACC Tournament MVPs:	3
ACC All-Freshman Team:	15

starting lineups this season. Eleven players started three or more games, and 10 started at least one ACC game.

• **Longer bench** - Tech's reserves played 33.5 percent of available minutes, No. 90 in the nation according to KenPom.com (national average was 30.4 pct.). However, in Tech's final three games, Tech's bench saw just 68 of a possible 625 minutes (10.9 pct.).

• **Premature ending again** - For the second straight year, Curtis Haywood II saw his season cut short by injury. The sophomore guard injured his left ankle against Boston College and is sidelined indefinitely. Freshman Khalid Moore replaced him in the starting lineup at NC State.

Three Seniors' Careers Close

Three Georgia Tech seniors - Brandon Alston, Abdoulaye Gueye and Sylvester Ogbonda - closed out their careers in 2018-19.

Alston, a 6-5 guard from Vienna, Va., is finishing his second season as a graduate transfer after three years at Lehigh, and has played in 57 games as a Yellow Jackets, starting 24 while averaging 6.3 points per game. He is finishing his master's degree in economics this semester.

Ogbonda, a 6-10 center from Port Harcourt, Nigeria, attended National Christian Academy in Washington, D.C., before coming to Tech, where he is a fourth-year junior in terms of athletic eligibility. After a redshirt year in 2015-16, he has played in 42 games as a backup in the post, and is completing course work this semester for his bachelor's degree in business administration.

Gueye, a 6-9 forward from Dakar, Senegal, is a fifth-year senior who has played in 88 games and started 39 during his career. He attended Central Park Christian School in Birmingham, Ala., before coming to Tech. He took a redshirt year in 2015-16 and has been a part-time starter in the last two seasons. He is finishing his degree requirements in business administration this semester.

Banks Named to ACC All-Defensive Team

Georgia Tech's James Banks III was named to the ACC's All-Defensive team, the Yellow Jackets' fifth All-Defensive team honoree in the last seven years, joining centers Daniel Miller (2013, 2014) and Ben Lammers (2017, 2018), and the fourth different Tech center to make the team since its establishment in 2000.

The 6-9 junior from Decatur, Ga., led the ACC in blocked shots this season (2.52 in ACC games, 2.52 in all games) and anchored a Tech defense that has ranked as high as 11th nationally in defensive efficiency according to KenPom.com. The pivotman also ranked in the ACC's top 10 in rebound average (7.7) and has scored 10.5 points per game.

Alston on ACC All-Academic Team

Brandon Alston, a graduate student-athlete on Georgia Tech's basketball team, been named to the annual All-Atlantic Coast Conference Academic Men's Basketball team. It is the second time Alston has been recognized.

The Vienna, Va., native, who is a senior in terms of athletic eligibility, has played in 25 games, starting five, for the Yellow Jackets this season. He has been Tech's fourth-leading scorer at 7.3 points per game while shooting 46.5 percent from the floor and a team-leading 38.9 percent from three-point range. The 6-5 guard also leads the jackets in free throw shooting at 83.7 percent, having made his last 12 in a row and 22 of his last 23.

He is completing his coursework for a Master's degree in economics this semester. He earned a bachelor's degree in economics at Lehigh in 2017.

Haywood II, Jester Elect to Transfer

Sophomore guard Curtis Haywood II, who saw both of his seasons at Georgia Tech cut short by injury, elected to transfer

Career Games With ...

Double-Figure Points	2018-19	Career
Brandon Alston	9	*31
Jose Alvarado	20	36
James Banks III	16	
Evan Cole	2	4
Michael Devoe	15	15
Abdoulaye Gueye	8	16
Curtis Haywood II	6	10
Khalid Moore	3	3
Shembari Phillips	2	#16
Kristian Sjolund	1	1
Moses Wright	7	8

*includes 16 at Lehigh

#includes 14 at Tennessee

20-plus Points	2018-19	Career
Brandon Alston	-	1
Jose Alvarado	6	4
James Banks III	3	3
Michael Devoe	2	2
Shembari Phillips	-	#1
Moses Wright	1	1

#includes 1 at Tennessee

10-plus Rebounds	2018-19	Career
James Banks III	10	10
Evan Cole	-	1

Double-Doubles	2018-19	Career
James Banks III	7	7
Evan Cole	-	1

Tech in ACC Rankings

All Games	Player	#	Rank
Rebound Avg.	James Banks III	7.7	7
Steals	Jose Alvarado	1.81	7
Blocked Shots	James Banks	2.52	1
Assist/TO Ratio	Jose Alvarado	1.64	9
Off. Rebounds	James Banks	2.65	6
Minutes Played	Jose Alvarado	34.26	11

ACC Games Only	Player	#	Rank
Rebound Avg.	James Banks III	7.1	13
Steals	Jose Alvarado	1.82	5
Blocked Shots	James Banks	2.56	t1
Assist/TO Ratio	Jose Alvarado	1.85	8
Def. Rebounds	James Banks	5.17	10
Minutes Played	Jose Alvarado	36.24	6
	Michael Devoe	35.39	11

Tech Season Blocked Shots

1.	Alvin Jones (1997-98)	141
2.	Ben Lammers (2016-17)	125
3.	Alvin Jones (1998-99)	107
4.	Alvin Jones (2000-01)	101
5.	John Salley (1984-85)	82
6.	Daniel Miller (2013-14)	80
7.	Ben Lammers (2017-18)	78
	James Banks III (2018-19)	78
8.	Alvin Jones (1999-00)	76
9.	Daniel Miller (2011-12)	75
10.	Derrick Favors (2009-10)	74

TECH NOTEBOOK

Season Superlatives

Team Game Highs

Points	92	WAKE FOREST (1/5/19)
FG made	35	KENNESAW STATE (12/28/18)
FG Attempts	65	GEORGIA (12/22/18)
FG pct.	.595 (25-42)	at Syracuse (1/12/19)
3FG made	12	LAMAR (11/9/18)
3FG attempts	30	LAMAR (11/9/18)
3FG pct.	.529 (9-17)	EAST CAROLINA (11/16/18)
FT made	28	WAKE FOREST (1/5/19)
FT attempts	35	UTRGV (11/21/18)
FT pct.	.900 (9-10)	KENNESAW STATE (12/28/18)
Rebounds	43	at Arkansas (12/19/18)
Assists	29	KENNESAW STATE (12/28/18)
Steals	15	at Syracuse (1/12/19)
Blocks	12	PITTSBURGH (2/20/19)
Turnovers	22	at Syracuse (1/12/19)
Fouls	30	at Tennessee (11/13/18)

Opponent Game Highs

Points	81	at Virginia (2/27/19)
FG made	32	BOSTON COLLEGE (3/3/19)
FG attempts	69	at NC State (3/6/19)
FG pct.	.556 (30-54)	at Virginia (2/27/19)
3FG made	13	at Virginia Tech (2/13/19)
3FG pct.	13	NORTH CAROLINA (1/29/19)
3FG attempts	35	at NC State (3/6/19)
3FG pct.	.571 (8-14)	vs. Notre Dame (3/12/19)
FT made	27	vs. St. John's (12/1/18)
FT attempts	38	PITTSBURGH (2/20/19)
FT pct.	38	at Tennessee (11/13/18)
FT pct.	.895 (17-19)	at Miami (2/23/19)
Rebounds	50	FLORIDA STATE (2/16/19)
Assists	21	NORTH CAROLINA (1/29/19)
	21	LOUISVILLE (1/19/19)
Steals	13	at Duke (1/26/19)
Blocks	10	GEORGIA (12/22/18)
Turnovers	25	FLORIDA A&M (12/9/18)
Fouls	26	UTRGV (11/21/18)

Georgia Tech Lows

Points	42	CLEMSON (2/6/19)
FG made	13	CLEMSON (2/6/19)
FG attempts	38	VIRGINIA TECH (1/9/19)
FG pct.	.271 (16-59)	FLORIDA STATE (2/16/19)
3FG made	1	LOUISVILLE (1/19/19)
		at NC State (3/6/19)
3FG attempts	10	LOUISVILLE (1/19/19)
	10	at Duke (1/26/19)
3FG pct.	.100 (1-10)	LOUISVILLE (1/19/19)
FT made	2	at Duke (1/26/19)
		vs. Notre Dame (3/12/19)
FT attempts	6	at Duke (1/26/19)
FT pct.	.333 (2-6)	at Duke (1/26/19)
Rebounds	21	at Virginia (2/27/19)
Assists	5	at Tennessee (11/13/18)
	5	at Florida State (2/2/19)
Steals	2	at Virginia Tech (2/13/19)
Blocks	2	at Tennessee (11/13/18)
	2	NOTRE DAME (1/22/19)
	2	at Florida State (2/2/19)
Turnovers	6	vs. Notre Dame (3/12/19)
Fouls	9	at NC State (3/6/19)

Opponent Game Lows

Points	40	FLORIDA A&M (12/9/18)
FG made	12	UTRGV (11/21/18)
FG attempts	46	FLORIDA A&M (12/9/18)
	46	at Florida State (2/2/19)
FG pct.	.226 (12-53)	UTRGV (11/21/18)
3FG made	2	EAST CAROLINA (11/16/18)
	2	FLORIDA A&M (12/9/18)
	2	at Duke (1/26/19)
3FG attempts	11	FLORIDA A&M (12/9/18)
3FG pct.	.095 (2-21)	at Duke (1/26/19)
FT made	5	CLEMSON (2/6/19)
FT attempts	9	at Arkansas (12/19/18)
FT pct.	.485 (16-33)	UTRGV (11/21/18)
Rebounds	20	KENNESAW STATE (12/28/18)
Assists	6	FLORIDA A&M (12/9/18)
Steals	3	VIRGINIA TECH (1/9/19)
		Notre Dame (3/12/19)
Blocks	0	LAMAR (11/9/18)
	0	PRAIRIE VIEW (11/23/18)
	0	vs. St. John's (12/1/18)
Turnovers	5	vs. St. John's (12/1/18)
Fouls	9	at Virginia (2/27/19)

to another school at the end of the spring semester. He has two years of eligibility remaining.

Haywood played in every game for Tech in 2018-19, starting 19, until suffering a left ankle injury in the Yellow Jacket's final home game against Boston College, sidelining the 6-5 guard for the season's final two games. He averaged 5.6 points and 2.7 rebounds, and was third on the team in assists with 59.

The native of Oklahoma City, Okla., missed 17 games during his freshman season due to injury, including the final 11 with a stress reaction in his right leg. He averaged 5.3 points and shot 37 percent from three-point range in 15 games.

Non-scholarship forward Evan Jester, a rising sophomore who played in five games over two seasons, also exercised his option to transfer after spring semester.

Asanti Price signs in the Spring

Asanti Price, a 6-5, 175-pound guard from Columbia, S.C., and W.J. Keenan High School, signed a national letter-of-intent during the spring signing period.

Rated a three-star prospect and ranked No. 74 among shooting guards nationally in the 247Sports composite rankings, Price led W.J. Keenan High school with 17.9 points per game and was considered one of the top shooters in the area during the 2018-19 season. Price had more than 20 points in the Raiders' final two playoff games including 22 in the state championship game victory over Ridgeland-Hardeeville, a game in which he went 8-of-12 in the second half. He was a Class 3A all-state selection and also selected to play in the Carolinas Classic.

Price played his senior year at Keenan for coach Zach Norris and helped lead the Raiders to a 30-1 record after previously attending Eau Claire High School, where he averaged 16 points per game as a junior.

USC Transfer Usher Joins Jackets

Jordan Usher, a 6-7, 225-pound forward, transferred from Southern California and enrolled at Tech for the spring semester.

Usher arrived Tech after playing a season and a half for the Trojans, departing from USC after the fall 2018 semester. He must complete a year of residency at Georgia Tech and will become eligible to play for the Yellow Jackets following the conclusion of the fall 2019 term. He will be eligible for the remainder of the 2019-20 season and all of the 2020-21 season.

A native of Canton, Ga., Usher played in all 36 games with two starts for the Trojans as a freshman in 2017-18, averaging 4.8 points and 2.0 rebounds per game while connecting on 40.9 percent of his three-point field goal attempts. In 2018-19, Usher played in 12 games and made two starts, averaging 8.6 points and 3.7 rebounds. A 4-star prospect ranked No. 104 in the nation by 247Sports, Usher played his senior season (2016-17) at Wheeler High School in Marietta, Ga., and prior to that, he attended Sequoyah High School in Canton.

Didenko Signs in the Fall

David Didenko, a 6-8, 230-pound forward from Boca Raton, Fla., who attends Palm Beach State College, signed a national letter-of-intent with Georgia Tech during the early signing period in November.

Didenko attended Boca Raton Community High School before enrolling this year at Palm Beach State, a junior college in Boca Raton. A full academic qualifier in high school, Didenko will enroll at Tech in the summer and have three years of eligibility with the Yellow Jackets.

Born in Russia, Didenko moved to New York in August, 2010, at the age of 10, and is a United States citizen. Prior to his enrollment at Boca Raton Community High School, Didenko attended Northeast High School as a junior, and Montverde Academy for his ninth- and 10th-grade years.

Georgia Tech By the Numbers

1	SEC Championships
1	NCAA Post-Graduate Scholar
1	Naismith Award winner
2	Final Four appearances
2	ACC regular-season titles
2	ACC Players of the Year
2	National Freshmen of the Year
3	ACC Championships
3	Years a Member of the Metro Conference
5	First-team All-America players
6	Jersey numbers retired
6	Academic All-Americans
7	NCAA Sweet 16 appearances
8	Wins over teams ranked No. 1
8	NBA lottery picks
12	ACC Rookie of the Year honorees
14	Head coaches in program history
16	NCAA Tournament berths
19	NBA first-round draft picks
25	Total postseason berths (NCAA and NIT)
32	Years a Member of the SEC
39	Years a Member of the ACC
45	Players taken in the NBA Draft
48	Players selected All-ACC
228	Weeks ranked in either AP or Coaches Poll

Jackets Eliminated from ACC Tournament by Notre Dame

Moses Wright scored a career-high 25 points, and Georgia Tech rallied from a 20-point halftime deficit to within three, but the Yellow Jackets came up short in a 78-71 loss to Notre Dame in the opening round of the Atlantic Coast Conference Tournament at the Spectrum Center.

The Fighting Irish (14-18) came out hot and burned the Yellow Jackets' zone defense to the tune of 58 percent from the floor and 7-of-11 from the three-point line in taking a 52-32 lead into the halftime locker room. It was a season high for points given up in a half for Tech.

The Jackets (14-18) switched to a man-to-man coming out of halftime, holding the Fighting Irish to 34.6 percent shooting and half their first-half point total, and went on the attack offensively to hit 60 percent of their own shots. Wright scored Tech's first eight points after intermission and collected 18 in the half, hitting 9-of-12 shots from the floor, while freshman Khalid Moore helped the cause with 10 of his 11 points in the frame.

Tech still trailed by 15 as the clock wound under eight minutes before the Jackets made their biggest push, trimming the margin to 72-69 on Moore's three-pointer from the right corner with just over a minute remaining. But John Mooney, who had 20 points and 10 rebounds in the game, answered with a jumper to restore the Notre Dame lead to five, and the Irish iced the game at the free throw line.

James Banks III finished the game with 12 points and 11 rebounds, his seventh double-double this season, and Michael Devoe added 10 for the Jackets.

Following the Trends

- For the last eight games of the season, Georgia Tech started out in a 4-out, 1-in alignment, starting guards Jose Alvarado and Michael Devoe with two wings and post man James Banks III. The two wing forwards have rotated, but Moses Wright occupied one of those for the past seven games, and freshman Khalid Moore started the last two. That lineup has started eight games during the season and posted a record of 5-3.

- Moore made his 10th start this season, while Wright

TECH NOTEBOOK

The Last Time a Jacket...

Scored 30 or more points:

Josh Okogie, 30 vs. Miami, 1/3/18

Led Tech in scoring off the bench:

Evan Cole, 16 vs. USC Upstate, 1/2/19

Grabbed 15 or more rebounds:

Josh Okogie, 16 at Florida State, 1/24/18

Had 10 or more assists:

Josh Heath, 10 vs. NC State, 1/15/17

Had a double-double:

James Banks (24 pts/11 reb) vs. Louisville, 1/19/19

Played 40 minutes in regulation:

Michael Devoe vs. Notre Dame, 3/12/19

Played every minute of an overtime game:

Michael Devoe (45 minutes/1 OT) vs. Boston College, 3/3/19

Played every minute of a multiple-OT game:

Matt Harpring (50 minutes/2 OT) vs. North Carolina, 2-8-98

The Last Time the Jackets...

Scored 100 or more points:

vs. Green Bay (107-77) on 11/19/15

Scored 100 or more points in regulation:

vs. Green Bay (107-77) on 11/19/15

Scored 100 or more points in consecutive games:

vs. Virginia State (100-70) on 11/13/06, Georgia State (103-74) on 11/16/06

Scored 100 or more points twice in one season:

vs. Cornell (116-81), 11/13/15, Green Bay (107-77) on 11/19/15

Allowed 100 or more points:

vs. Duke (110-57 loss) on 1/4/17

Allowed 100 or more points in regulation:

vs. Duke (110-57 loss) on 1/4/17

Shot 60 percent or better:

.603 (47-78) vs. Cornell, 11/13/15

Failed to make a three-point basket:

0-for-12 vs. Virginia, 1/22/15

Did not allow a three-point basket:

0-for-11 vs. Pittsburgh, 3/5/16

Failed to make a free throw:

0-for-6 vs. Duke, 1/7/14

Grabbed 50 or more rebounds:

50 vs. Arkansas, 11/26/15

Two players had a double-double:

Ben Lammers (12 pts/10 reb), Josh Okogie (14 pts/10 reb) at Notre Dame, 2/26/17

Two players had 10 or more rebounds:

Ben Lammers (10), Josh Okogie (10) at Notre Dame, 2/26/17

Had 25 or more assists:

29 vs. Kennesaw State, 12/28/18

Blocked 10 or more shots:

12 vs. Pittsburgh, 2/20/19

Had 15 or more steals:

15 at Syracuse, 1/12/19

Had fewer than 10 turnovers:

6 vs. Notre Dame, 3/12/19

Had five or more players in double-figures in points:

5 players vs. Kennesaw State, 12/22/18

Had no player score 10+ points:

Virginia (lost 57-28), 1/22/15

Allowed no player to score 10+ points:

Florida A&M (won 73-40), 12/9/18

Had no player play 30 minutes:

Florida A&M (won 73-40), 12/9/18

Won by 30 or more points:

Kennesaw State (87-57), 1/28/18

Won by 40 or more points:

Kentucky State (98-50), 1/30/10

Won by 50 or more points:

Winston-Salem State (97-46), 1/3/07

Played an overtime game:

at Boston College (lost 80-72), 2/4/18

Defeated a Top 10 team:

#6/8 Florida State (78-56), 1/25/17

Defeated a Top 25 team:

#25 Notre Dame (60-53), 1/10/18

Defeated a Top 10 team on the road:

#7/7 Syracuse (67-62), 3/4/14

Defeated a Top 25 team on the road:

#23/23 Miami (70-50), 1/28/15

Had a game postponed:

Boston College (in Atlanta), 2/12/14 (weather)

Had a game cancelled:

Fordham (in Atlanta), 11/27/10 (weather)

started for the 21st time. Devoe, a freshman, started Tech's last 23 games, Banks started the last 26 games in the post, and Alvarado started 30 games.

- Georgia Tech used 12 different starting lineups in 2018-19. No Yellow Jacket started every game this season, and 10 different players started three or more games.

- Tech utilized its shortest playing rotation of the season – seven players – in its final two regular season games, expanding to eight in the ACC Tournament loss to Notre Dame. Tech's bench logged just 68 minutes in the last three games. At least eight Yellow Jackets, and often nine of 10, had played in every previous ACC game.

- Georgia Tech has lost its opening game in the ACC Tournament four straight years. The Jackets last won an ACC Tournament game in 2016 in Washington, D.C.

- Tech shot 50 percent or better in 10 games this season, one fewer than in the last two seasons combined. The Jackets hit 50 percent or better five times during conference play and the ACC Tournament, one more than in the last two seasons combined. The Jackets shot 50 percent in six games in 2017-18 (three ACC games), and five times (once in ACC play) in 2016-17.

- Tech finished the season shooting better than 50 percent in three straight games (53 percent combined) – 50.8 vs. Boston College, 58.1 vs. NC State and 51.7 vs. Notre Dame.

- Tech scored 40 or more points in the paint in each of its final three games – 44 each against Boston College and NC State, 40 against Notre Dame. The Jackets averaged 32.1 points in the paint per game for the year.

- Tech's two best shooting games this season came in its two ACC road wins – 59.5 percent at Syracuse and 58.1 percent at NC State – and in those games attempted just 17 three-point shots and went 43-for-68 inside the arc.

- Tech matched a low for turnovers under Josh Pastner (6) against Notre Dame in the ACC Tournament and committed fewer than 10 in three of its last four games. Conversely, the Jackets managed to win three road games this season despite high turnover counts – 20 at Arkansas, 22 at Syracuse and 16 at NC State.

- Tech (7-for-20 vs. Notre Dame) averaged 6.8 threes and shot 34.4 percent from beyond the arc in its eight games (Devoe 46.7 pct., Sjolund 38.2 pct. in that stretch). For the season, Tech averaged 5.5 threes and connected on 30.7 percent.

- Tech held 18 opponents this season, and nine ACC opponents, under 40 percent from the floor. The Jackets limited 16 opponents, nine in the ACC, to 30 percent or less from three-point range.

- Tech's largest deficit overcome to win this season: 10 points against Prairie View A&M. In ACC play, it was eight points to Boston College.

- Two fouls in the first half? No problem. The Yellow Jackets led the nation, according to KenPom.com, in highest

percentage of first-half minutes played by players with two fouls (64.8 pct.). The national average was 21.5 percent.

Personnel Highlights

- Jose Alvarado scored in double digits in six of Tech's last seven games, averaged 16.1 points over that stretch and leading the Jackets in scoring five times. He hit 38-of-83 shots from the floor (45.7 percent), 13-for-36 from three-point range (36.1 percent). The 6-foot sophomore scored 17 against Florida State, 29 vs. Pittsburgh, 20 at Miami, 12 at Virginia, 21 against Boston College and 11 at NC State. Alvarado had scored a total of 25 points, attempting just two free throws, in the six games prior.

- Alvarado scored (38) or assisted (29) on 67 of Tech's 154 field goals in the last seven games. In those six games, he also had 32 rebounds and 13 steals.

- Alvarado committed just nine turnovers over his last nine games (349 total minutes).

- Alvarado played all but seven minutes in Tech's last seven games, playing the full 40 minutes against Pittsburgh, Miami and NC State and 44 of 45 in Tech's overtime win over Boston College. The sophomore has 13 complete games in his career, five in 2018-19.

- Moses Wright reached double figures in four of his last five games, tallying more than a third of his season total over that stretch (19 vs. Miami, 10 vs. Boston College, 18 at NC State, career-best 25 against Notre Dame in the ACC Tournament). He averaged 15.6 points and 6.2 rebounds and hit 36-of-58 shots from the floor (62.1 pct.) in those games. Prior to that, Wright had averaged

- Going back further, Wright averaged 26 minutes over the final eight games of the season, averaging 11.8 points and 5.1 rebounds, while hitting 42-of-80 field goals (52.5 pct.). Prior to that, Wright had averaged 11.9 minutes, 3.1 points and 2.6 rebounds in the Jackets' first 11 conference games.

- James Banks III rebounded from his first scoreless game as a Yellow Jacket (Feb. 23 at Miami) to finish the season with four straight double-figure games, 11 points and seven rebounds at Virginia followed by 18 and 9 against Boston College, 19 and 9 at NC State, and 12 and 11 against Notre Dame (that's 15.0 ppg and 9.0 rpg). He hit 26-of-35 shots from the floor (74.2 pct.) and 8-of-11 from the foul line in the four games.

- Banks blocked 31 shots over the last 10 games of the season and finished with 78 in 31 games - 2.52 per game, which leads the ACC.

- Freshman Khalid Moore started Tech's final two games and 10 altogether on the season. He played 68 total minutes (career high 36 at NC State) and scored 19 points, including his best in an ACC game, 11 points against Notre Dame in the ACC Tournament. Moore had three double-digit games on the season, and he did not commit a turnover in the season's final five games.

Tech All-Time vs. the ACC

Opponent	Overall	in ACC	Tourney	In McCamish Pavilion	In Opponent Current Venue	Current Streak
Boston College	15-12	11-11	1-3	3-1	3-6	Won 1
Clemson	63-73	35-50	4-1	3-4	8-39	Lost 5
Duke	23-73	19-61	3-7	0-2	5-36	Lost 12
Florida State	29-42	19-28	0-2	1-3	8-15	Lost 3
Louisville	13-21	0-6	--	0-3	0-2	Lost 8
Miami	9-14	7-13	0-1	1-3	3-6	Lost 1
North Carolina	25-69	23-55	5-4	1-4	4-25	Lost 2
NC State	41-57	33-43	3-3	1-3	5-11	Won 2
Notre Dame	11-10	5-8	--	5-1	1-7	Lost 2
Pittsburgh	9-4	4-4	0-1	3-1	1-2	Won 2
Syracuse	6-5	6-3	--	2-1	1-3	Won 2
Virginia	40-42	38-41	5-5	2-2	1-8	Lost 5
Virginia Tech	6-20	5-16	1-3	1-4	1-10	Lost 6
Wake Forest	43-40	42-38	0-4	5-0	8-20	Won 2

TECH NOTEBOOK

Tech Highs and Lows
Under Josh Pastner

Longest winning streak: 4 games (2016-17, 2017-18)
Longest ACC winning streak: 3 games (2017-18)
Longest losing streak: 7 games (2017-18, 2018-19)
Longest ACC losing streak: 7 games (2017-18, 2018-19)
Most points scored in a game: 96 vs. Tusculum, 2/7/17
Most points scored - ACC opponent: 92 vs. Wake Forest, 1/5/19
Fewest points scored in a game: 42 vs. Clemson, 2/6/19
Fewest points scored - ACC opponent: 42 vs. Clemson, 2/6/19
Most points allowed in a game: 110 at Duke, 1/4/17
Most points allowed - ACC opponent: 110 at Duke, 1/4/17
Fewest points allowed in a game: 40 vs. Florida A&M, 12/9/18
Fewest points allowed - ACC opponent: 51 vs. Syracuse, 1/31/18
Largest margin of victory: 38 vs. Tusculum (96-58), 2/7/17
Largest margin of victory - ACC opponent: 22 vs. Florida State (78-56), 1/25/17
Largest margin of victory - road game: 15 (69-54) at Pittsburgh, 1/13/18
Largest margin of victory - ACC road game: 15 (69-54) at Pittsburgh, 1/13/18
Largest losing margin: 53 (110-57) at Duke, 1/4/17
Largest losing margin - ACC opponent: 53 at Duke, 1/4/17
Most points allowed in a win: 76 at NC State (86-76), 1/15/17
Most points scored in a loss: 81 vs. Wright State, 12/22/17
Fewest points scored in a win: 52 vs. Northwestern (52-51), 11/28/17
Fewest points allowed in a loss: 52 vs. Virginia Tech (52-49), 1/9/19
Largest deficit overcome to win a game: 15 vs. Boston College (7:03-1st), 2/11/17
Largest 2nd-half deficit overcome to win a game: 9 vs. NC State (17:15), 3/1/18; vs. Prairie View A&M (16:49), 11/23/18
Largest deficit overcome to win a road game: 5 (13:55-1st) at NC State, 1/15/17
Largest lead given up in a loss: 16 (15:06-2nd half) vs. St. John's, 12/1/18
Largest 2nd-half lead given up in a loss: 16 (15:06-2nd half) vs. St. John's, 12/1/18
Highest FG pct.: 59.5 (25-42) at Syracuse, 1/12/19
Highest FG pct. - ACC opponent: 59.5 (25-42) at Syracuse, 1/12/19
Lowest FG pct.: 27.1 (16-59) vs. Florida State, 2/16/19
Lowest FG pct. - ACC opponent: 27.1 (16-59) vs. Florida State, 2/16/19
Highest 3-pt pct.: 62.5 (10-16) at NC State, 1/15/17
Highest 3-pt pct. - ACC opponent: 62.5 (10-16) at NC State, 1/15/17
Most 3-pt FG: 12 vs. Lamar, 11/9/2018
Most 3-pt FG - ACC opponent: 11, at Virginia Tech, 2/13/19
Lowest 3-pt pct.: 10.0 (1-10) vs. Miami, 1/3/18, (1-10) vs. Louisville, 1/19/19
Lowest 3-pt pct. - ACC opponent: 10.0 (1-10) vs. Miami, 1/3/18, (1-10) vs. Louisville, 1/19/19
Highest FG pct. allowed: 59.3 (32-54) at Florida State, 1/24/18
Highest FG pct. allowed - ACC opponent: 59.3 (32-54) at Florida State, 1/24/18
Lowest FG pct. allowed: 22.6 (12-53) vs. UTRGV, 11/21/18
Lowest FG pct. allowed - ACC opponent: 28.2 (20-71) vs. Florida State, 1/25/17
Highest 3-pt pct. allowed: 60.0 (12-20) at Louisville, 2/8/18
Highest 3-pt pct. allowed - ACC opponent: 60.0 (12-20) at Louisville, 2/8/18
Lowest 3-pt pct. allowed: 9.5 (2-21) vs. Duke, 1/26/19
Lowest 3-pt pct. allowed - ACC opponent: 9.5 (2-21) vs. Duke, 1/26/19
Highest FT pct.: 95.2 (20-21) vs. Coppin State, 12/27/17
Lowest FT pct.: 28.6 (2-7) vs. Notre Dame, 3/12/19
Most free throws made: 28 vs. North Carolina, 12/31/16; vs. Wake Forest, 1/5/19
Most free throws attempted: 36 vs. Sam Houston State, 11/22/16
Fewest free throws made: 2 at Miami, 2/15/17; at Duke, 1/26/19; vs. Notre Dame, 3/12/19
Most assists: 29 vs. Kennesaw State, 12/28/18
Fewest assists: 5 at Georgia, 12/19/17; at Tennessee, 11/13/18; at Florida State, 2/2/19
Most turnovers: 22 at Syracuse, 1/13/19
Fewest turnovers: 6 vs. North Texas, 11/24/17; Coppin State, 12/27/17; at Virginia, 2/21/18; vs. Notre Dame, 3/12/19
Most blocked shots: 16 vs. Southern, 11/14/16 (tech record)
Most steals: 15 vs. North Carolina, 12/31/16, at Syracuse, 1/13/19

• Michael Devoe finished the season with four double-figure games in the last five, averaging 11.6 points and 3.2 assists. The 6-4 freshman hit 42 percent of his shots from the floor (21-50) and 40.7 from behind the three-point stripe. Devoe hit a team-best 43.8 percent of his three-point tries in regular-season ACC play, leading the Jackets with 32 threes. Devoe was 25-of-54 from three-point land (46.3 pct.) in his last 10 games.

• Devoe played all but one minute in Tech's last three games, playing every minute of Tech's overtime win against Boston College and all 40 against Notre Dame in the ACC Tournament. He finished the season with four complete games and ranks seventh among all freshmen in power conferences in minutes played.

Pastner's Key Metrics

• **Assists to made field goals:** The Jackets finished at 57.4 percent for the season (49th in the nation) and 56.4 percent in ACC games. Tech, whose nightly goal is 60 percent, averaged 17.3 assists in its final three games and assisted on 59.8 percent of its field goals.

• **Free throws made to opponents' attempts:** Tech is 39-17 under Josh Pastner when attempting more free throws than the opponent. Tech made more free throws than its opponent (a nightly goal for the team) just six times during the season, and was outscored from the free throw line 13.4-11.4 per game in conference play, 13.8-12.7 per game overall.

• **Turnovers:** Tech averaged 14.3 turnovers per game in ACC play, and only forced 11.3. Target each night is to commit 11 or fewer, which Tech met only three times all season (all in the last four games). More telling for Tech under Josh Pastner is that when Tech has committed fewer turnovers than its opponent, it is 22-15. When it has committed more, it is 23-30.

• **Guard rebounding:** The group of Alvarado, Alston, Devoe, Haywood, Moore and Phillips combined to take 364 of Tech's 809 defensive rebounds (56 percent).

Assisted Living

Georgia Tech coach Josh Pastner preached and prodded his Yellow Jackets on ball and player movement and hard cutting from the first time he got his team on the practice court. His primary measuring stick on how well the Jackets perform offensively is their ratio of assists to made field goals, and the Jackets' struggle to score this season is not for lack of ball movement.

Tech finished No. 49 in 2018-19 at 57.6 percent (56.4 pct. in ACC games), well above the national average (52.1 pct.) in that category.

The Jackets did not perform as well in that department in 2017-18, assisting on 54.6 of its made field goals overall, 53.9 against ACC teams, and missing Pastner's 60-percent bar 14 times.

In Pastner's first season, the Yellow Jackets ranked 13th nationally, according to KenPom.com, in highest percentage of assists to made field goals at 62.6 percent, the team's highest rate since the 2000-01 season. Tech's number was 63.2 percent in ACC games. Pastner's nightly goal is 60 percent.

Tech's top assists-to-made field goals ratios: 1987-88 – 68.3; 1988-89 – 65.9; 1986-87 – 65.8; 1992-93 – 65.0; 1985-86 – 64.8; 2000-01 – 62.9; 1999-00 – 62.9; 2016-17 – 62.6

Build the Wall

Due to its ability to play both zone and man-to-man and keep opponents off-balance, Georgia Tech has been able to rely on its mixture of defenses to win games over Josh Pastner's first three seasons at Georgia Tech.

This Yellow Jacket team played it well enough to rank No. 43 in adjusted defensive efficiency (96.6 ppg/100 possessions). Tech ranked as high as 11th during the season before adjusting its lineup in an effort to boost its offensive output. and was No. 5

Tech's ACC Block Leaders

1983-84	John Salley	2.3
1997-98	Alvin Jones	4.3
1998-99	Alvin Jones	3.5
1999-00	Alvin Jones	2.5
2002-03	Chris Bosh	2.2
2016-17	Ben Lammers	3.4
2018-19	James Banks III	2.5

in the ACC and No. 53 in the NCAA in scoring defense at 66.6 points per game.

Tech was most effective at shutting down the three, ranking 13th nationally, and rim protection with center James Banks III leading the ACC and No. 11 nationally in blocked shots.

Tech faced three of the nation's top 15 teams in offensive efficiency as ranked by KenPom.com - Tennessee (3), Duke (6) and Virginia Tech (12) - and held them to an average of 61.3 points. Each posted their lowest efficiency rating of the season against the Jackets. North Carolina was No. 7, and the Jackets held the Tar Heels to their fourth-lowest rating of the season. Tech held Florida State (36th) to two of its three lowest efficiency ratings of the season, and NC State (29th) to its lowest of the season outside of its 24-point game against Virginia Tech.

Tech's NIT finals team from 2017 ranked No. 6 in adjusted offensive efficiency (91.0 points allowed per 100 possessions) according to KenPom.com. That group ranked fourth in the ACC in scoring defense (66.8 ppg) and No. 1 in FG percentage defense (39.8 pct.).

	KenPom.com	NCAA
Scoring defense/efficiency (66.6)	43	53
FG% defense (40%)	15	20
3-point FG% defense (29.7%)	12	11
2-point FG% defense (46.3%)	34	n/a
Blocks (5.2 per game)	13	8
Steals (6.9 per game)	70	93

• **Said Florida State coach Leonard Hamilton:** "Georgia Tech utilizes a defensive scheme that is probably the best match-up zone defensive scheme that I've seen in my coaching career. They do an outstanding job of taking away so many different spots on the floor that you normally are accustomed to operating in."

• **Said Notre Dame coach Mike Brey:** "They are really hard to score on. There's a reason why their stats play out as one of the best, if not the best, defensive team in our league. They are just really hard to deal with. They're long, they're athletic, they're in passing lanes and if you do beat them, they've got shot blocker in the back."

• **Said Pittsburgh coach Jeff Capel:** "Their defense is difficult. Their defense is different. It's unique. They have length around the basket and they understand how to move in their defense and their zone."

Jose Can You See

Point guard Jose Alvarado, recruited to Georgia Tech primarily for his winning attitude and determination, was given the green light by head coach Josh Pastner to handle the position, sink or swim.

The Brooklyn native, the first Tech player from the New York area in nearly 20 years, has developed into the Yellow Jackets' engine on the floor in his sophomore season, leading the Jackets in scoring (12.5 ppg), assists (3.6 apg), steals (1.8 pg) and free throw percentage (76.9 pct.) in ACC games. He also took 3.9 rebounds on average in ACC games to date, tied for second most on the squad.

Alvarado's freshman season was full of promise until it came to an abrupt halt on Feb. 11, when he dislocated his left elbow on a hard fall to the floor trying to contest a breakaway shot

TECH NOTEBOOK

McCamish Pavilion 411

Name: McCamish Pavilion (mc-CAME-ish), named for Atlanta insurance executive Hank McCamish who gave the lead gift for the facility

Capacity: approximately 8,600 (6935 court level, 1665 balcony level)

Cost: \$50 million

Contractor: Whiting-Turner

Architect: Populous

Cremens Court: the court remains named for the former Tech head coach

Alexander Courtyard: located at the Fowler Street entrance, honors the former Tech director of athletics and the history of the former Tech home arena named for him

Grand entrance: 10th and Fowler Streets, foyer includes graphic representations of retired jerseys and Tech's two Final Four appearances

Other entrances: West entrance off Fowler Street (students and media), East entrance from main arena parking (for club patrons)

Features: center-hung scoreboard and video boards, mezzanine fascia ribbon boards, theatrical lighting, primarily chairback seating, club area

Facts and Dates

- 2,500 cubic yards of concrete removed
- 3,000 cubic yards of concrete installed
- 500 tons of new steel installed
- Over 1 mile of new railing installed
- 20,000 gallons of paint used
- 2,000 feet of new mechanical piping
- 2,500 feet of new ductwork
- \$4M in new audio-visual and scoreboards
- 50 TV's throughout the concourse and Callaway Club
- Farthest distance material has traveled to get on site: 4,835 miles
- Shortest distance material has traveled to get on site: 1 mile
- Number of Tech alumni involved in the project: over 100
- Number of days construction took: 520
- Number of 1950's old style Coke bottles found while installing the underground foundations: 11
- Number of new staircases: 13
- Number of new sports lights for the competition floor: Over 300
- 270-degree court view from concourse

Groundbreaking: May 5, 2011

Opening: October, 2012

First public event: Oct. 21, 2012 - Jacket Jam (men's and women's scrimmages)

First men's game: Nov. 9, 2012 vs. Tulane

Head coaches: Brian Gregory of Georgia Tech, Ed Conroy of Tulane

Officiating crew: Karl Hess, Gary Maxwell, Raymond Styons

TV announce crew: Tom Werme, Cory Alexander (ACC Network)

First Tech points: Marcus Georges-Hunt (2 FT, 18:13, 1st half)

First basket: Tulane's Josh Davis (18:44, 1st half)

Attendance: 8,600 (sellout)

First women's game: Nov. 11, 2012 vs. Tennessee

Tech played 55 seasons in Alexander Memorial Coliseum, compiling a record of 556-194 (.741). Miami was the last team to play Tech there, a game Tech won, and was the first ACC team to play in McCamish Pavilion, which Miami won. For the 2011-12 season, Tech played its home games at Philips Arena and the Arena at Gwinnett.

from Duke's Javin Delaurier. Until then, he had averaged 12.6 points per game to rank second on the team, 3.9 rebounds and 3.3 assists. He also shot the ball well, making 45 percent of his shots from the floor, 37.4 percent from three-point distance, and 80.2 percent from the foul line on 80 attempts.

Alvarado has posted 36 double-figure scoring games in his career, 10 times scoring 20 or more. And the 6-foot playmaker has averaged more than 34 minutes per game, with 13 complete 40-minute games.

• **Said Pittsburgh coach Jeff Capel:** "[Jose] Alvarado is a big-time competitor. We told our guys coming into this game, I know that kid and I know his spirit. With his team struggling, I knew that he would try to take it upon himself to be aggressive and have a great game. He was sensational."

Devoe Steadily Grows

Freshman guard Michael Devoe, the highest-rated high school prospect Georgia Tech has recruited under Josh Pastner, steadily improved for the Yellow Jackets since the season began.

The Orlando, Fla., native suffered a setback by missing six weeks of preseason practice with a toe injury and began the season slowly, but steadily played more minutes and improved his production.

He entered the Tech starting lineup at Arkansas on Dec. 19, a game Tech won, 69-65, and he scored 11 points. He has connected on 43.8 percent of his three-point tries in ACC games (would rank No. 3 in the ACC with enough 3PM) and averaged 35.4 minutes (10th-most).

Devoe scored 16 points in his ACC debut against Wake Forest, and had nine double-digit scoring games in his last 14. He hit 32-of-68 (47.1 pct.) three-point tries in his last 15 games.

Banking Hours

The most significant development in the direction of this year's Georgia Tech team may have occurred Nov. 13, when the NCAA granted James Banks III immediate eligibility after his transfer from Texas.

Tech received that news while conducting its shootaround for its second game of the season, at Tennessee. Arrangements were made to get Banks to Knoxville (transfers do not travel with the team), where he contributed five points and seven rebounds in a 66-53 loss.

The personable 6-9 post player progressed rapidly since that modest start. He posted his first double-double four games later at Northwestern (12 pts/12 rebs), and made his first start the game after that against St. John's (14 pts/12 rebs).

In ACC play, Banks was Tech's No. 2 scorer (11.4 ppg) and top rebounder (7.1 rpg), hitting 55 percent of his shots from the floor and 71.2 percent of his free throws, while leading the conference in blocked shots (2.52 ppg).

Defensively, he led the conference in all games and ranks No. 11 nationally in blocked shots (2.52 per game), and anchored one of the nation's top defensive teams (No. 37 nationally in defensive efficiency according to Kenpom.com).

He added three more double-doubles, 24/11 against Louisville, 16/10 and 12/11 in two meetings against Notre Dame, and had six for the season.

It took Banks 23 games at Tech to exceed his 46-game totals at Texas in every offensive category, plus blocks and steals.

Getting it Wright

Part of Georgia Tech's improvement at the end of the year can be attributed to the emergence of sophomore forward Moses Wright.

The 6-9 Raleigh, N.C., native started the Yellow Jackets' last seven games and blossomed in the last four, averaging 15.6 points and 6.2 rebounds while connecting on 36-of-58 shots from the floor.

Wright came out of William G. Enloe High School in Raleigh with no recruiting rating, but played well in his senior

Thin Gold Line

Some of Georgia Tech's most successful teams in the Atlantic Coast Conference era have had thin benches and a trio of players who averaged more than 35 minutes per game in ACC play, beginning with the Yellow Jackets' first ACC Championship team in 1985, dubbed the "Thin Gold Line."

1985 ACC Champions, NCAA Elite Eight

(7-man rotation)

Mark Price	37.2 mpg
Bruce Dalrymple	35.6
John Salley	35.1

1990 ACC Champions, NCAA Final Four

(6-man rotation)

Dennis Scott	40.3 mpg
Kenny Anderson	39.4
Brian Oliver	38.4

1993 ACC Champions, NCAA

(7-man rotation)

Travis Best	37.1
James Forrest	35.6
Malcolm Mackey	35.0

1996 ACC Regular-Season Champions, NCAA Elite Eight

(7-man rotation)

Stephon Marbury	38.6 mpg
Drew Barry	38.6
Matt Harpring	36.8

year of varsity basketball and in AAU ball and drew the attention of Tech's coaching staff for his athletic ability and his basketball IQ.

He is most effective running the floor, attacking the basket to score and rebound, and using his athletic ability and length to be disruptive on defense. Before taking up basketball seriously just a few years ago, he played tennis and swam.

Wright started 14 games early in the year but was inconsistent, posting three double-figure scoring games, but also going scoreless five times.

He began playing more extensively again Feb. 13 at Virginia Tech (24.7 mpg), and scored 19 points at Miami on Feb. 23. In his first trip back to Raleigh in a Tech uniform, he scored 18 points with eight rebounds in a career-high 39 minutes in the Jackets' win at NC State. He finished off the season with a career-high 25 points (12-of-18 FG) in the ACC Tournament against Notre Dame.

Out of Africa

Georgia Tech got a big lift from an unlikely source once ACC play began last season, junior forward Abdoulaye Gueye (pronounced "AB-doo-lie GAY"). During the month of January and into February, the Yellow Jackets saw the 6-9 native of Senegal (by way of Birmingham, Ala.) become a legitimate offensive force, and not just a disruptor on defense and on the boards.

Known as "A.D." to his teammates and coaches, the likeable Gueye took advantage of a much-improved jump hook shot to average 6.5 points (50 percent from the floor) and 4.5 rebounds in in ACC games.

The fifth-year has made a similar jump from non-conference to ACC play this season as well, averaging 8.1 points and 3.9 rebounds while hitting 51.9 percent shots from the floor. He scored in double figures in seven ACC games.

His role shifted from starting big forward to backup center

TECH NOTEBOOK

Tech Alumni in the NBA

Player	Team
Derrick Favors	Utah Jazz
Josh Okogie	Minnesota Timberwolves
Iman Shumpert	Houston Rockets
Thaddeus Young	Indiana Pacers

Tech Alumni Elsewhere

Alade Aminu	Hapoel SP (Israel)
Tony Akins	KCC Egis (South Korea)
Chris Bosh	NBA free agent
Will Bynum	Yesilgiresun (Turkey)
Legwis Clinch	Grindavik (Iceland)
Demarco Cox	Quimper (France)
Mouhammad Faye	Crvena Zvezda (Serbia)
Marcus Georges-Hunt	Maine Red Claws (G League)
Trae Golden	Avtdor (Russia)
Josh Heath	Ilirija (Slovenia)
Kamreem Holsey	Craiova (Romania)
Jarrett Jack	Sioux Falls Skyforce (G League)
Tadic Jackson	AB Contern (Luxembourg)
Ben Lammers	RETAbet BB (Spain)
Gani Lawal	Shiga L-Stars (Japan)
Stephon Marbury	Beijing Fly Dragons (China)
Anthony McHenry	Shinshu BW (Japan)
Daniel Miller	Sendai 89ers (Japan)
Charles Mitchell	Ferro Carril (Argentina)
Anthony Morrow	NBA free agent
Zachery Peacock	JL Bourg (France)
Glen Rice, Jr.	Instituto (Argentina)
Robert Sampson	Mornar Bar (Montenegro)
Avi Schafer	Alvark Tokyo (Japan)
Adam Smith	Orasi RAV (Italy)
Jeremis Smith	Biqua (Uruguay)
Quinton Stephens	Leyma Basquet Corona (Spain)
James White	Beroe (Bulgaria)

Former Tech Players in Coaching

Player (at Tech)	Current Position
Kenny Anderson (1989-91)	*Fisk University
Ty Anderson (2006-09)	*Holy Spirit Prep
Rod Balanis (1990-94)	#Notre Dame
Anthony Byrd (1981-84)	*Knightdale (N.C.) HS
B.J. Elder (2001-05)	*Clarkston HS (Atlanta)
Straun Fein (1999-2001)	#Brooklyn Nets
Dion Glover (1997-98)	#Grand Rapids (NBA G-League)
Pierre Jordan (2011-13)	#Tennessee State
Maurice Miller (2007-11)	*Arlington HS (Memphis)
Winston Neal (1999-01)	*Columbia State (Tenn.)
Mark Price (1982-86)	Denver Nuggets
Fred Vinson (1992-94)	#New Orleans Pelicans
Mfon Udofia (2009-13)	#Erie (NBA G-League)

Former Tech Coaches in Coaching

Coach (at Tech)	Current Position
Amir Abdur-Rahim (2011-12)	*Kennesaw State
Perry Clark (1982-88)	#South Carolina
Sherman Dillard (1988-94)	#Iowa
Chad Dollar (2011-16)	#Georgia
Bruce Evans (2012-16)	#North Florida
Brian Gregory (2011-16)	*South Florida
Tavaras Hardy (2016-18)	*Loyola-Maryland
Tom Herrion (2014-16)	#South Florida
Chris Kreider (2007-09)	#Georgia State
Robert McCullum (2010-11)	*Florida A&M
Billy Schmidt (2011-14)	+OKC Thunder
Cliff Warren (2000-05)	#Georgia State
Charlton Young (2005-09)	#Florida State
*head coach; #assistant coach; +other staff	

as the Jackets have gone 4-out, 1-in on the court in an effort to boost its offense.

	NC 2017	ACC 2018	NC 2018	ACC 2019
Scoring	4.7	6.5	4.9	8.1
Rebounding	4.0	4.5	3.7	3.9
FG%	37%	50%	51%	51.9%
FT%	54%	67.9%	70.6%	53.3%

Building Depth

Georgia Tech deployed 12 different starting lineups in 2018-19, and 10 Yellow Jackets started three or more games.

Tech deployed at least eight players for significant minutes in most of its games, including as many as nine or 10 in its ACC games, until the last three, when coach Josh Pastner went with a seven-man rotation, and Tech's bench played just 68 minutes (10.9 percent) in those games.

Tech's bench played 33.5 percent of available minutes, No. 90 in the nation according to KenPom.com (national average is 30.4 pct.). *Last season, Tech ranked No. 210 with 30.1 minutes played by reserves.*

In conference play this season, head coach Josh Pastner relied on a core group for longer durations - Jose Alvarado and Michael Devoe rank among the conference top 10 in average minutes, yet still has utilized eight or nine players altogether.

Other Storylines for 2018-19

- **104th season** - Georgia Tech completed its 104th season of basketball and has an all-time record of 1,376-1,244.

- **Unlucky 13** - Tech was picked to finish 13th in the Atlantic Coast Conference this season in a vote of the ACC media, ahead of Pittsburgh and Wake Forest. The Yellow Jackets finished 10th.

- **Seven** - Number of freshmen and sophomores playing significant roles for the Yellow Jackets this season. They played 68.1 percent of the minutes for Tech in ACC games.

- **1.22 years** - Average experience of the players on Georgia Tech's current roster, which ranked No. 306 in the nation (No. 1 is the oldest), according to KenPom.com. The national average is 1.67 years.

- **Above average** - Georgia Tech ranked No. 79, according to Kenpom.com, in average height (77.5 inches) among the nation's Division I teams. The national average is 76.8.

- Georgia Tech will return its top three scorers, and six of its top eight, from the 2018-19 roster. Next year's team will include two seniors, four juniors and three sophomores among its scholarship players.

- For the first time in 2919-20, Georgia Tech's roster will be entirely composed of student-athlete recruited by head coach Josh Pastner and his staff.

- Tech has a young roster - three freshmen, four sophomores, three juniors and two seniors among scholarship players returning or incoming - but the process of getting old and staying old and building a sustainable winning program is ongoing.

- Player development successes over the past three seasons include Josh Okogie, Ben Lammers, Tadic Jackson, Abdoulaye Gueye, James Banks III and Moses Wright, who maximized their skill sets and their production under the current coaching staff. Okogie went from being ranked the 11th in the state as a HS senior to a first-round NBA draft pick. In the last two seasons, Gueye, a 6-9 forward, developed from a project player into an ACC-level contributor. Banks, a 6-9 center, exceeded his two-year totals at Texas in just 23 games and led the ACC in blocked shots. Graduate transfer Brandon Alston had similar statistical numbers on the ACC level as he compiled in two seasons at Lehigh. Wright blossomed at the end of the 2018-19 season and averaged more than 15 points and six rebounds, tripling his season scoring average and doubling his

rebound norm.

- Tech won 48 games overall and 20 ACC games in Josh Pastner's first three seasons, on par or better than the first three years of each of Josh Pastner's predecessors in the ACC era. For comparison, Tony Bennett won 21 ACC games (53 overall) in his first three years at Virginia, Leonard Hamilton won 14 at Florida State (45 overall) and Mike Krzyzewski won 13 (38 overall).

- Tech has sold out 12 games at McCamish Pavilion over the past three seasons, including a facility-record five games in 2017-18 and four last year. Tech's 40 homecourt wins over Pastner's first three seasons are more than any three-year period for Tech in its ACC era except the 2004-05 through 2006-07 seasons (also 40).

Wire-to-Wire

Though he has expanded his playing rotation this year to reflect the growing level of talent within the program, head coach Josh Pastner remains committed to a tight playing rotation, reminiscent of the way Bobby Cremins coached the Yellow Jackets over his 19 seasons.

Tech utilized its bench for an average of 47.6 minutes (23.6 percent of available minutes) in its regular-season ACC games after averaging 78 minutes in non-conference play.

Jose Alvarado, who had played 96.7 percent of possible ACC minutes prior to his Feb. 11 injury last season, is averaging 36.2 minutes in ACC games this season and has played 35 or more minutes 18 times this season.

Freshman Michael Devoe averaged 35.4 minutes in ACC games, and James Banks III averaged 32.8. Alvarado and Devoe, who both rank among the ACC's top 10, each played the full 40 minutes at Notre Dame on Feb. 10. Alvarado also did so against Pittsburgh, Miami and NC State, and Devoe went all 45 minutes in overtime against Boston College and played the full 40 in the ACC Tournament against Notre Dame.

Last season, Alvarado had ranked fifth among freshmen nationally in percentage of minutes played and minutes per game before he was injured. He has posted 13 complete, 40-minute games in his career.

Tech players had 20 complete games combined in 2017-18, and had at least one player play the full 40 in 12 of 19 ACC games (regular season plus tournament). This season, Alvarado had five and Devoe three.

NOTE: Between the Cremins era and the arrival of Pastner, only one Georgia Tech player played every minute of a game, regulation or overtime, and that was Marcus Georges-Hunt on Feb. 20, 2016, in a win over Notre Dame at home. In the final 15 seasons of Cremins' tenure (1985-86 through 1999-2000), a total of 196 players logged a 40-minute game.

20-Game ACC Schedule Rotation Announced

The Atlantic Coast Conference announced the future matchups of the league's 20-game men's basketball schedule, which begins with the 2019-20 season. The 20-game matrix is in effect for three years through the 2021-22 season.

Each team will play its two primary rivals every season both home and away (four games, Clemson and Notre Dame remain Georgia Tech's primary home-and-away opponents) and four repeat opponents both home and away (eight games). The remaining eight opponents will be single games, four at home and four on the road. The full cycle of repeat opponents will be complete following the third year.

Under the former 18-game schedule, each team played four opponents both home and away each season, four at home and four away.

In 2019-20, Georgia Tech will play Louisville, NC State, Pittsburgh and Syracuse both home and away in addition to Clemson and Notre Dame, with Duke, Miami, Virginia and Virginia Tech visiting McCamish Pavilion.

In 2020-21, Tech's home-and-away opponents will be

TECH NOTEBOOK

Media Guidelines

Georgia Tech's practices are closed to the public and the media, but coaches and student-athletes are made available prior to each game before one of the team's practices. Notices will be distributed weekly to confirm the schedule.

TV stations are allowed to shoot B-roll during the first 10 minutes of those practices.

Media are asked to notify Mike Stamus *the day before* of their need to attend and to make specific student-athlete requests.

Interview requests with student-athletes that need to be conducted at other times must be arranged through the Georgia Tech communications office at least 24 hours in advance. These interviews will be conducted at a time and place convenient to the student-athletes' availability and class schedule.

Media are asked not to contact student-athletes directly either by phone, e-mail, text or social media. They are instructed not to respond. Every effort will be made to make them available.

Interviewing Coach Pastner

Media wishing to speak with Coach Pastner at times other than scheduled media availabilities must notify Mike Stamus in the communications office in advance to make or confirm arrangements. He also is available each Monday on the ACC Teleconference (10:50 a.m.) beginning January 7.

Post-Game Protocol

Each head coach will hold a post-game press conference in the designated interview room (Shah Media Room at McCamish Pavilion).

Student-athletes requested by the media will be brought to the interview room following the coaches press conferences, when the team is at home, outside the team's locker room when the team is on the road.

Josh Pastner Radio Show

Head coach Josh Pastner's weekly radio show airs each Monday from 7-8 p.m. on "680 the Fan" and 93.7 FM, beginning Dec. 3.

ACC Coaches Weekly Teleconference

The 15 ACC head basketball coaches will be featured on nine Monday teleconferences during the 2018-19 season, beginning on Monday, January 7, and continuing through March 4. Each coach will have 10 minutes to make an opening statement and answer questions. There will be an instant replay of each teleconference on the Conference's internet site TheACC.com each Monday afternoon.

Georgia Tech head coach Josh Pastner will be on the teleconference at 10:50 a.m. each week.

Coaches that play on Monday in January and February are not required to participate in that day's call. Coach Pastner will be on every Monday at the same time. The teleconference schedule for each Monday will differ for the other 14 head coaches, depending on what teams play that Monday night.

Contact the ACC media relations office at 336-851-6062 for the call-in number and for questions on the schedule.

Clemson, Notre Dame, Duke, Florida State, Virginia and Wake Forest, with home games against Boston, North Carolina, Pittsburgh and Syracuse.

In 2021-22, the Yellow Jackets play Clemson, Notre Dame, Boston College, Miami, North Carolina and Virginia Tech both home and on the road, and will host Florida State, Louisville, NC State and Wake Forest.

Tech to Open 2018-19 Season at NC State

Georgia Tech will open its 2019-20 season Tuesday, Nov. 5, with an ACC game at NC State as part of the opening slate of conference games. The two-day opening schedule will broadcast games on ACC Network (ACCN), ESPN2 and ESPNU. In all, the ACC will open up with seven conference games to start the season.

ESPN announced four games will be broadcast on the ACC Network, the new 24/7 national platform that will launch on August 22, 2019. The exclusive early-season basketball broadcasts include: Louisville at Miami and Georgia Tech at NC State (Tuesday, Nov. 5); Notre Dame at North Carolina and Virginia at Syracuse (Wednesday, Nov. 6).

Three additional conference games will be aired on ESPN2 or ESPNU including Virginia Tech at Clemson (Nov. 5), Wake Forest at Boston College (Nov. 6), and Florida State at Pitt (Nov. 6). Duke is set to compete in the State Farm Champions Classic (November 5), which will be aired on ESPN.

Tech to Take Summer Tour to Spain

Georgia Tech's men's basketball team will take its first summer tour out of the United States since 2015 when the Yellow Jackets take an eight-day tour of Spain in August.

The tour will take place from August 8-16, coinciding with the break between summer and fall academic terms. The Yellow Jackets will spend the first three days (Aug. 9-11) in Barcelona, then take a high-speed train to Madrid, where they will stay from Aug. 12-16. Tech will play four games, two in each city, against teams to be determined by the Spanish Basketball Federation.

Along with the basketball competition, the Yellow Jackets will have the opportunity for sight-seeing tours of the U.S. Embassy in Barcelona and the Royal Palace in Madrid, visit the professional soccer facilities of FC Barcelona and Real Madrid, and other activities still to be determined.

Per NCAA rules, the Yellow Jackets will be allowed 10 practices to prepare for the tour along in addition to the currently allowable off-season training and skill development.

Tech has made summer international tours twice previously, most recently to The Bahamas in 2015. The Jackets traveled to France in August of 1991.

Tech to Play in 2019 Diamond Head Classic

Georgia Tech will make the fifth trip to the state of Hawai'i in program history next December when it will compete in the 2019 Hawaiian Airlines Diamond Head Classic in Honolulu, Hawai'i.

The field for the 2019 Hawaiian Airlines Diamond Head Classic features Ball State (Mid-American), Boise State (Mountain West), Georgia Tech (ACC), tournament host school Hawai'i (Big West), Houston (AAC), Portland (WCC), UTEP (Conference USA), and Washington (Pac-12). The 11th annual event will be played at the Stan Sheriff Center on the campus of the University of Hawai'i.

Three teams in the 2019 field were a part of the postseason last season – Boise State (NIT), Houston (NCAA) and Washington (NIT). Meanwhile, five teams will make their first-ever appearance in the Hawaiian Airlines Diamond Head Classic.

Tech has a 10-5 record all time in four previous tournament events in Hawai'i, including a 6-3 mark in three appearances in the Rainbow Classic – 1984 champions, 1988, 1994 – which also were held at the University of Hawai'i. The Yellow Jackets also played in the 1998 Big Island Classic in Hilo, and the 2006 Maui Invitational.

Tech-UGA Game Moves to November Next Two Seasons

The Georgia Tech and Georgia basketball teams have signed an agreement to play the next two games of the series the week before Thanksgiving, giving both teams an opportunity to play the game at home in front of their student bodies before the fall semester ends.

The teams will face off next season on Wednesday, Nov. 20, at Stegeman Coliseum in Athens, and the following season on Thursday, Nov. 19, at McCamish Pavilion in Atlanta.

In the 194-game history of the series, Tech and Georgia have played their game before Thanksgiving only twice, on Nov. 15, 2013 in Athens and Nov. 14, 2014 in Atlanta. The Yellow Jackets won both games and lead the all-time series, 105-89.

As Southeastern Conference foes from 1932-64, the games were played in January, February and March. After Tech left the ACC, most of the games remained in January and February until the rivalry became a late December fixture at the Omni arena in downtown Atlanta from 1981-94. The series has been played on the two campuses every year since then, mostly in December.

Four Tech Alumni on NBA Rosters

Since 1982, Georgia Tech has produced 19 first-round NBA draft picks and 44 draft picks overall. A total of 38 Georgia Tech alumni have played in the NBA.

Four former Georgia Tech basketball stars were on NBA rosters at the start of the 2018-19 season, including guard **Josh Okogie**, who was drafted 20th overall by the Minnesota Timberwolves.

Iman Shumpert, a seven-year NBA veteran, played his third full season in Cleveland after helping the Cavaliers win the NBA championship in 2016, and was traded before the deadline to Sacramento last season, and was traded to Houston this season.

Thaddeus Young, an 11-year NBA veteran, is now in his third season with the Indiana Pacers after playing seven seasons in Philadelphia, one in Minnesota and two in Brooklyn.

Derrick Favors has emerged as a key figure in his eighth season in Utah and re-signed with the team after becoming a free agent.

Winning Starts at Home

Georgia Tech and head coach Josh Pastner have made a priority of making McCamish Pavilion a real homecourt advantage for the program, and the Yellow Jackets made a good start on that by setting a program record for wins at home (17) in 2017-18, which included a 7-2 ACC record and two NIT victories.

Tech is 20-16 against ACC teams at home under Pastner, and that includes a 5-8 mark against ranked opponents. Among the victories over ranked teams include Pastner's first ACC game, a victory over No. 9 and eventual national champion North Carolina and a 22-point win over No. 6 Florida State during the 2016-17 season.

Tech is 40-18 at McCamish Pavilion under Pastner.

Arts and Letters

Beginning with Moe Miller and Lance Storrs in the summer of 2011, every four-year senior in the Georgia Tech program has graduated, with the exception of the Yellow Jackets' 2018 two seniors, who are both expected to return and complete their degrees this summer after a year of pro ball overseas.

Graduate student Brandon Alston (economics), fifth-year senior Abdoulaye Gueye (business administration) and fourth-year junior Sylvester Ogbonda (business administration) all will complete their course work this semester and receive their degrees in May.

Georges-Hunt and Jackson made the Academic All-ACC team twice, and the Yellow Jackets have had at least one player

TECH NOTEBOOK

named to that team since it was instituted for the 2010-11 season.

Tech's men's basketball team has recorded the highest Academic Progress Report scores the last five years since the NCAA began tracking academic performance in 2004-05. The Jackets scored a perfect team single year APR score of 1000 three straight years from 2011-13.

Basketball graduates

2012 - Derek Craig, Nick Foreman

2013 - Mfon Udofia, Pierre Jordan (Master's), Brandon Reed

2014 - Kammeon Holsey, Daniel Miller, Jason Morris

2015 - Robert Sampson

2016 - Marcus George-Hunt, Travis Jorgenson

2017 - Josh Heath, Corey Heyward, Kellen McCormick (Master's), Jodan Price (Master's), Rand Rowland, Quinton Stephens

2018 - Tadic Jackson, Ben Lammers (will return to complete degrees in summer 2019)

2019 - Abdoulaye Gueye, Sylvester Ogbonda, Brandon Alston (Master's)

Tech has been a runner-up four times (1986, 1996, 2005, 2010). The 1986, 1996 and 2010 runs to the finals occurred in Greensboro. Tech also made the finals in 2005 at the Verizon Center in Washington, D.C.

Tech was 0-2 in the ACC Tournament under coach Dwane Morrison, 15-16 under Bobby Cremins (including all three titles), 9-11 under Paul Hewitt (runner-up in 2005 and 2010), 2-5 under Brian Gregory, and 0-3 under Josh Pastner.

Welcome to The Hank

Georgia Tech has played seven seasons in McCamish Pavilion, which was for all intents and purposes, brand new when it opened for the 2012-13 season. The only physical elements of McCamish Pavilion that remain from the venerable Alexander Memorial Coliseum are the roof, which was re-covered, and the 32 steel ribs that support it.

The capacity of McCamish Pavilion is 8,600, including 1,665 seats in the new balcony level and 6,935 seats in the lower seating bowl. There are no suites, but there is a premium club area that seats 500. Alexander Memorial Coliseum seated 9,191 spectators in its final configuration.

The most impressive features of McCamish Pavilion are its grand entrance, which fronts 10th and Fowler Streets, the ability for patrons to view the court from the main concourse all the way around, and the theatrical lighting system, which concentrates light on the court while leaving the seating areas dark, modeled after the Staples Center in Los Angeles and Madison Square Garden in New York.

Tech played 55 seasons in Alexander Memorial Coliseum, compiling a record of 556-194 (.741). Miami was the last team to play Tech in Alexander Memorial Coliseum, a game Tech won, and was the first ACC team to play in McCamish Pavilion on Jan. 5, which Miami won. For the 2011-12 season, Tech played its home games at Philips Arena and the Arena at Gwinnett.

Tech's NCAA Tournament History

Georgia Tech has played in the NCAA Tournament 16 times in its history. Fifteen of those appearances have occurred from 1985 to the present, 10 under head coach Bobby Cremins and five under Paul Hewitt.

Tech has a record of 23-16 in NCAA Tournament play, highlighted by its 2004 trip to the NCAA title game as well as a Final Four berth in 1990. The Yellow Jackets have reached the NCAA Sweet 16 seven times (1960, 1985, 1986, 1990, 1992, 1996, 2004).

The 2004 and 2005 appearances were the Yellow Jackets' first back-to-back appearances since Bobby Cremins led the Institute to the Big Dance nine straight years from 1985-93.

Georgia Tech has won at least one game in 11 of its 16 NCAA Tournament appearances.

Tech's ACC Tournament History

Georgia Tech has played in 40 ACC Tournaments, and has a 26-37 all-time record in the event. The Yellow Jackets have won three championships, in 1985 (Atlanta), 1990 (Charlotte) and 1993 (Charlotte).

BIO UPDATES

Head Coach Josh Pastner • 4th season

Josh Pastner, who guided Memphis to five post-season berths in seven seasons as the Tigers' head coach, was introduced as Georgia Tech's 14th head basketball coach on April 8, 2016, and wasted no time in getting the Yellow Jackets back to the post-season.

While coaching Tech to 48 wins and building the Jackets' talent base for the future, Pastner has tirelessly promoted the program on campus and throughout the city of Atlanta in an effort to re-create the major homecourt atmosphere that surrounded the Yellow Jackets throughout the 1980s, 1990s and into the middle of the 2000s. The result has been 40 wins and 12 sellouts in three seasons at McCamish Pavilion, including a program-record 17 home wins in his first year.

In his first season at the helm, his Yellow Jacket team defied all pre-season expectations by winning 21 games, including four in the National Invitation Tournament. Tech posted an 8-10 ACC record, which included victories over No. 9 North Carolina, No. 6 Florida State and No. 14 Notre Dame, who all finished among the top four in the ACC regular season. He was named Coach of the Year in the ACC and in NABC District 2.

Implementing a high-energy style of play and creative offensive and defensive schemes, Pastner and his staff guided the Yellow Jackets all the way to the finals of the NIT for the first time in 46 years. Two of his players earned all-Atlantic Coast Conference honors; junior center Ben Lammers was named second-team All-ACC and ACC Defensive Player of the Year, while freshman guard Josh Okogie was named to the ACC All-Freshman team.

Tech knocked off a pair of top-25 teams in 2017-18 while Lammers and Okogie again earned conference honors, and Okogie developed into an NBA first-round draft choice. Last season, the Jackets scored significant road wins at Arkansas, Syracuse and NC State while improving to 10th place in the ACC.

Pastner, 41, compiled a 167-73 record over seven seasons as the head coach at Memphis, where the Tigers earned bids to the NCAA Tournament four times. He tied for the 10th most wins for a head coach in his first seven seasons in Division I basketball history, and is the second winningest active coach under the age of 40 in NCAA Division I.

Despite his young age, Pastner has been involved in basketball at the Division I level for 21 years, as a player and an assistant coach at Arizona, and as an assistant coach and the head coach at Memphis. He has been a part of teams that have won 524 games, played in 17 NCAA Tournaments and 19 total post-season events. Teams he has been involved with have won 12 conference tournament or regular-season championships, advanced to seven Sweet Sixteens, five Elite Eights, two Final Fours and two NCAA championship games.

As an NCAA head or assistant coach and an AAU head coach, he has coached nearly 25 NBA draft selections.

Pastner's Memphis teams averaged 23.9 wins per season and compiled a conference regular-season record of 82-36, including a conference winning streak of 28 games. The Tigers went 11-4 in Conference USA and American Athletic Conference tournaments, including three championships.

He guided Memphis to five post-season berths, the NIT in 2010 and the NCAA Tournament in 2011, 2012, 2013 and 2014. Pastner twice won Conference USA Coach of the Year honors (2010, 2013) by various organizations and news media.

Pastner was born in Glen Dale, W.Va., and grew up in Kingwood, Texas. He earned his bachelor's degree in family studies in December of 1998, in just two and a half years, from Arizona and his master's degree in teaching and teacher education from Arizona in December of 1999, all while lettering four years in basketball under head coach Lute Olson.

He married the former Kerri Lamas of Sierra Vista, Ariz., in 2009. He has a stepson (Ethan) and three daughters, Payten, Kamryn and Harper.

Pastner as a Head Coach

Season	School	Overall	Conference	Postseason
2009-10	Memphis	24-10	13-3/2nd	NIT second round
2010-11	Memphis	25-10	10-6/4th	NCAA Tournament
2011-12	Memphis	26-9	13-3/1st	NCAA Tournament
2012-13	Memphis	31-5	16-0/1st	NCAA Tournament, round of 32
2013-14	Memphis	24-10	12-6/t-3rd	NCAA Tournament, round of 32
2014-15	Memphis	18-14	10-8/t-5th	
2015-16	Memphis	19-15	8-10/7th	
at Memphis 7 years		167-73	82-37	
2016-17	Georgia Tech	21-16	8-10/11th	NIT finals
2017-18	Georgia Tech	13-19	6-12/13th	
2018-19	Georgia Tech	14-18	6-12	
at Ga. Tech 3 years		48-53	20-34	
Career	10 years	254-126	102-71	

Pastner Resume

- Head coach, Georgia Tech (2016-present)
- Head coach, Memphis (2009-16) - 4 NCAA Tournaments, 1 NIT, 4 Conference USA titles
- Assistant coach under John Calipari, Memphis (2008-09) - NCAA Sweet 16, C-USA champions
- Assistant coach under Lute Olson, Arizona (2002-08) - 6 NCAA Tournaments, 2 Pac-10 titles
- Basketball staff assistant under Lute Olson, Arizona (2000-02) - Pac-10 champions in 2002
- Played collegiately for Lute Olson, Arizona (1996-2000) - 4 NCAA Tournaments, 1997 National Champions, 2 Pac-10 titles

4 • Brandon Alston • G • 6-5 • 203 • r-Sr.

- Wing guard who split time as a starter and a reserve ... Double figures in nine games
- Played "three-and-D" role, but worked hard to make his game more versatile offensively ... Averaged just under 18 minutes (12.5 mpg in ACC games)
- Named to the ACC All-Academic Team for the second time in two years
- Scored season-high 17 in season-opener against Lamar, 16 at Tennessee, 14 vs. St. John's ... Scored 10, 10, 14, 7 in four-game stretch before a DNP at Syracuse, 13-25 FG, 10-11 FT)
- Scored 11 in second meeting vs. Clemson (4-6 FG)
- Made team-best 38.9 percent from three-point land, and 83.7 percent from the free throw line
- Connected on 22 of his last 23 free throw attempts dating back to the St. John's game on Dec. 1, and made 12-of-12 dating back to the ACC opener against Wake Forest
- His .462 overall field goal rate was best among Tech guards
- Graduate transfer in his last season with Tech after playing two seasons at Lehigh and earning his undergraduate degree in three years

CAREER HIGHS

Points: 20, UTRGV -- 11/22/17

Rebounds: 6, UTRGV -- 11/22/17

Assists: 5, at Pittsburgh -- 1/13/18 ; Gardner-Webb -- 12/17/18

Steals: 2, at Tennessee -- 11/13/18 ; Florida A&M -- 12/9/18

Blocks: 1, 4 times

FG made: 6, 4 times

FG attempts: 11, Bethune-Cookman -- 11/19/17

3FG made: 4, Lamar -- 11/9/18

3FG attempts: 8, Kennesaw State -- 12/28/18

FT made: 8, at Tennessee -- 11/13/18

FT attempts: 8, 4 times

Minutes: 38, Coppin State -- 12/27/17 ; Wake Forest -- 3/3/18

ALSTON GAME-BY-GAME STATISTICS

Opponent	Date	GS	Min	FG	FGA	Pct	3FG	FGA	Pct	FT	FTA	Pct	OR	DR	Tot	PFFO	A	TO	Blk	Stl	Pts	Avg
LAMAR.....	11/9/18	19	6	10	60.0	4	5	80.0	1	4	25.0	0	0	0	0	0	0	2	1	0	17	17.0
at Tennessee.....	11/13/18	24	4	8	50.0	0	1	0.00	8	81.00	1	3	4	2.0	2	0	1	1	0	2	16	16.5
EAST CAROLINA.....	11/16/18	21	3	6	50.0	1	11.00	2	21.00	1	2	3	2.3	0	0	1	2	0	0	9	14.0	
UTRGV.....	11/21/18	* 26	3	5	60.0	0	1	0.00	3	4.75	0	2	2	2.3	2	0	0	2	0	0	9	12.8
PRAIRIE VIEW.....	11/23/18	28	4	8	50.0	2	3	66.7	4	5.80	0	2	2	2.2	1	0	0	0	0	0	14	13.0
at Northwestern.....	11/28/18	26	2	8	25.0	1	3	33.3	1	3.33	0	2	2	2.2	2	0	2	2	0	1	6	11.8
vs St. John's.....	12/1/18	* 27	4	8	50.0	3	4	75.0	3	31.00	1	3	4	2.4	4	0	2	4	1	1	14	12.1
FLORIDA A&M.....	12/9/18	* 25	5	8	62.5	1	3	33.3	4	41.00	0	3	3	2.5	3	0	1	1	0	2	15	12.5
GARDNER-WEBB.....	12/17/18	* 36	2	9	22.2	0	3	0.00	0	0.00	0	3	3	2.6	4	0	5	2	1	1	4	11.6
at Arkansas.....	12/19/18	17	1	2	50.0	0	1	0.00	0	0.00	0	0	0	2.3	3	0	1	4	0	0	2	10.6
GEORGIA.....	12/22/18	14	2	4	50.0	1	2	50.0	1	11.00	0	1	1	2.2	3	0	0	1	0	0	6	10.2
KENNESAW STATE.....	12/28/18	17	3	8	37.5	3	8	37.5	1	11.00	0	1	1	2.1	0	0	4	2	0	0	10	10.2
USC UPSTATE.....	1/2/19	24	4	6	66.7	1	3	33.3	1	2.50	1	3	4	2.2	2	0	1	2	0	0	10	10.2
WAKE FOREST.....	1/5/19	20	4	7	57.1	0	3	0.00	6	61.00	0	0	0	2.1	2	0	1	1	0	0	14	10.4
VIRGINIA TECH.....	1/9/19	17	2	4	50.0	1	3	33.3	2	21.00	0	3	3	2.1	3	0	0	3	0	0	7	10.2
at Syracuse.....	1/12/19	2	0	1	0.00	0	0	0.00	0	0.00	0	0	0	2.0	0	0	0	0	0	0	0	9.6
at Florida State.....	2/2/19	9	1	5	20.0	0	2	0.00	2	21.00	0	2	2	2.0	1	0	0	1	0	0	4	9.2
CLEMSON.....	2/6/19	22	4	6	66.7	1	2	50.0	2	21.00	0	2	2	2.0	0	0	0	0	0	0	11	9.3
at Notre Dame.....	02/10/19	16	2	4	50.0	0	2	0.00	0	0.00	0	0	0	1.9	2	0	1	0	0	0	4	9.1
at Virginia Tech.....	2/13/19	* 19	1	3	33.3	1	11.00	0	0.00	1	2	3	2.0	0	1	2	0	0	0	3	8.8	
FLORIDA STATE.....	2/16/19	17	1	5	20.0	0	1	0.00	0	0.00	0	2	2	2.0	1	0	2	1	0	0	2	8.4
PITTSBURGH.....	2/20/19	6	0	0	0.00	0	0	0.00	0	0.00	0	0	0	1.9	0	0	0	0	0	0	0	8.0
at Miami.....	2/23/19	11	1	11.00	1	11.00	0	0.00	0	0.00	0	1	1.8	3	0	0	2	0	0	3	7.8	
at Virginia.....	2/27/19	7	0	2	0.00	0	1	0.00	0	0.00	0	0	0	1.8	1	0	0	1	0	0	0	7.5
at NC State.....	3/6/19	4	1	11.00	0	0.00	0	0.00	0	0.00	0	0	0	1.7	1	0	1	0	0	0	2	7.3
vs. Notre Dame.....	3/12/19	4	0	1	0.00	0	0	0.00	0	0.00	1	1	2	1.7	1	0	1	0	0	0	0	7.0
Totals.....		5	458	60	130	46.2	21	54	38.9	41	49	83.7	6	38	44	1.7	41	0	27	36	2	7

BIO UPDATES

10 • Jose Alvarado • G • 6-0 • 176 • So.

- Tough, determined, high-motor point guard who was an ironman running the Jackets' offense
- Led Tech in scoring (12.5 ppg), assists (3.4 pg) and steals (1.8 pg)
- Averaged team-high 12.5 ppg, 3.9 rpg, 3.6 apg, 1.8 steals in ACC games
- Last six regular-season games, averaged 18.3 points, leading the Jackets in five of those games - 17 points vs. Florida State, a career-high 29 vs. Pittsburgh, 20 at Miami, 12 at Virginia, 21 vs. Boston College, and 11 at NC State
- Converted 37-of-75 field goals (49.3 pct.), 12-of-30 from three-point range (40 pct.), 24-of-32 from the free throw line (75 pct.), adding 29 rebounds, 24 assists and 12 steals ... In previous six games: 24 points, 10-of-59 FG, 3-for-26 from 3-point range, attempted just two free throws
- Committed just four turnovers in 160 minutes in last four games
- Averaged 15.6 points over Tech's first six ACC games (he missed Louisville game with a groin injury) ... Shot 44.7 percent from the floor, 11-of-24 (44 pct.) from three-point range, and 25-of-31 (80.6 pct.) from the foul line
- Averaged 36.2 minutes in ACC games (6th in the conference), played full 40 minutes against Notre Dame (2nd meeting), Pitt, Miami and NC State ... Had five complete games on the season, 13 in his career
- Double figures in 20 games as a sophomore, including 24 at Northwestern, 20 at Arkansas. 20 vs. Virginia Tech, 21 vs. Boston College
- Has 36 career double-figure scoring games (16 as a freshman) ... Has topped 20 points 10 times

CAREER HIGHS

Points: 29, Pittsburgh -- 2/20/19

Rebounds: 9, at Arkansas -- 12/19/18

Assists: 7, Wake Forest -- 1/5/19 ; Florida A&M -- 12/17/17

Steals: 4, 5 times

Blocks: 1, East Carolina -- 11/16/18 ; at Northwestern -- 11/28/18 ; Pittsburgh -- 2/20/19

FG made: 9, at Arkansas -- 12/19/18 ; Pittsburgh -- 2/20/19

FG attempts: 20, Georgia -- 12/22/18

3FG made: 4, 6 times

3FG attempts: 10, Grambling State -- 12/1/17

FT made: 9, Pittsburgh -- 2/20/19

FT attempts: 10, 4 times

Minutes: 45 (ot), at Boston College -- 2/4/18 ; 40 (regulation), 12 times

ALVARADO GAME-BY-GAME STATISTICS

Opponent	Date	GS	Min	FG	FGA	Pct	3FG	FGA	Pct	FT	FTA	Pct	OR	DR	Tot	Avg	PFFO	A	TO	Blk	Stl	Pts	Avg		
LAMAR	11/9/18	*	34	6	12	500	2	7	286	0	0	000	1	2	3	30	3	0	5	3	0	2	14	14.0	
at Tennessee	11/13/18	*	30	3	11	273	2	6	333	0	0	000	0	1	1	20	5	1	1	1	0	8	11.0		
EAST CAROLINA	11/16/18	*	27	4	7	571	1	3	333	0	0	000	1	3	4	27	1	0	6	3	1	3	9	10.3	
UTRGV	11/21/18	*	19	3	8	375	3	6	500	3	6	500	0	3	3	28	3	0	3	1	0	2	12	10.8	
PRAIRIE VIEW	11/23/18	*	36	6	11	545	1	5	200	2	3	667	1	2	3	28	2	0	6	1	0	4	15	11.6	
at Northwestern	11/28/18	*	34	7	15	467	2	5	400	8	9	889	2	1	3	28	3	0	4	1	2	24	13.7		
vs St. John's	12/1/18	*	38	5	15	333	0	6	000	7	8	875	0	3	3	29	4	0	4	2	0	1	17	14.1	
FLORIDA A&M	12/9/18	*	20	2	5	400	0	2	000	0	0	000	0	2	2	28	2	0	1	2	0	1	4	12.9	
GARDNER-WEBB	12/17/18	*	40	8	16	500	2	9	222	1	11	000	0	3	3	28	4	0	1	2	0	1	19	13.6	
at Arkansas	12/19/18	*	40	9	15	600	2	5	400	0	1	000	0	9	9	34	1	0	1	4	0	2	20	14.2	
GEORGIA	12/22/18	*	40	3	20	150	0	6	000	5	7	714	2	6	8	38	3	0	5	4	0	4	11	13.9	
KENNESAW STATE	12/28/18	*	23	4	7	571	2	5	400	0	0	000	0	3	3	38	1	0	2	1	0	2	10	13.6	
USC UPSTATE	1/2/19	*	26	3	6	500	0	2	000	2	3	667	0	5	5	38	0	4	2	0	0	8	13.2		
WAKE FOREST	1/5/19	*	37	3	9	333	1	6	167	6	61	000	0	4	4	39	2	0	7	0	0	2	13	13.1	
VIRGINIA TECH	1/9/19	*	39	6	11	545	3	5	600	5	8	625	0	1	1	37	4	0	4	4	0	2	20	13.6	
at Syracuse	1/12/19	*	38	5	6	833	3	31	000	6	7	857	0	3	3	36	2	0	2	4	0	3	19	13.9	
at Clemson	1/16/19	*	35	3	9	333	2	4	500	2	4	500	0	5	5	37	3	0	3	2	0	0	10	13.7	
LOUISVILLE	1/19/19	DNP																							
NOTRE DAME	1/22/19	*	38	4	12	333	2	7	286	6	61	000	0	3	3	37	1	0	2	4	0	3	16	13.8	
at Duke	1/26/19	*	39	3	10	300	0	3	000	1	2	500	2	5	7	38	3	0	6	5	0	1	7	13.5	
NORTH CAROLINA	1/29/19	*	28	2	9	222	1	4	250	0	0	000	1	4	5	39	0	0	5	3	0	4	5	13.1	
at Florida State	2/2/19	*	24	0	10	000	0	5	000	0	0	000	0	3	3	39	5	1	2	1	0	0	0	12.4	
CLEMSON	2/6/19	*	28	1	10	100	1	2	500	0	0	000	2	2	4	39	1	0	4	2	0	2	3	12.0	
at Notre Dame	02/10/19	*	40	2	10	200	1	6	167	0	0	000	1	1	2	38	2	0	1	0	0	2	5	11.7	
at Virginia Tech	2/13/19	*	31	2	10	200	0	6	000	0	0	000	0	1	1	37	2	0	1	0	0	0	4	11.4	
FLORIDA STATE	2/16/19	*	38	6	11	545	3	7	429	2	21	000	1	4	5	37	2	0	3	2	0	2	17	11.6	
PITTSBURGH	2/20/19	*	40	9	13	692	2	5	400	9	10	900	2	4	6	38	2	0	5	1	1	2	29	12.3	
at Miami	2/23/19	*	40	6	14	429	2	6	333	6	9	667	2	5	7	39	4	0	4	2	0	2	20	12.6	
at Virginia	2/27/19	*	37	5	11	455	2	4	500	0	0	000	0	0	0	38	3	0	4	0	0	1	12	12.5	
BOSTON COLLEGE	3/3/19	*	44	6	14	429	3	6	500	6	10	600	3	2	5	38	4	0	4	1	0	2	21	12.8	
at NC State	3/6/19	*	40	4	12	417	0	2	000	1	11	000	0	6	6	39	3	0	4	2	0	3	11	12.8	
vs. Notre Dame	3/12/19	*	39	1	8	125	1	6	167	0	2	000	0	3	3	39	4	0	5	1	0	1	3	12.5	
Totals			30	1062	132	337	392	44	154	286	78	105	743	21	99	120	3.9	79	2	105	64	3	56	386	12.5

1 • James Banks III • C • 6-9 • 243 • Jr.

- Imposing physical presence in the middle, proved to be an excellent rim protector and rebounder for the Jackets ... Has a wingspan of 7 feet, 5.35 inches and a standing reach of 9 feet, 3.5 inches
- Transferred from Texas after last season and was granted immediate eligibility by the NCAA on Nov. 13, enabling him to join the Jackets on the court for their game at Tennessee ... Moved into the starting lineup in game 6 against St. John's
- One of the nation's top rim protectors on one of the nation's best defensive teams ... Ranked 11th nationally in blocked shots (2.52 per game), led the ACC in all games and in conference games only (2.56) ... 31 blocks in his last 10 games, more than a third of his season total ... Finished with 78 total blocks, same total as Ben Lammers accumulated as a senior
- Enabled Tech to rank No. 15 nationally in effective field goal percentage defense and No. 13 in three-point defense, No. 42 in overall defensive efficiency (ranked as high as No. 11)
- Received the most extensive playing time of his career (30.3 minutes per game, 32.8 mpg vs. ACC) ... Started Tech's last 25 games
- Finished regular season strong, averaging 15.0 ppg and 9.0 rebounds in Tech's final four games (11 and 7 at Virginia, 18 and 9 vs. Boston College, 19 and 9 at NC State, 12/11 vs. Notre Dame), while converting 26-of-35 shots from the floor and 8-of-11 from the free throw line
- Tech's No. 2 scorer in ACC games (11.4 ppg) and overall (10.5 ppg) ... Converted 56.4 percent of his field goal tries in all games, 56 percent in ACC games
- Converted 71.2 percent of his free throws in ACC games and taken 7.1 rebounds per game
- Scored 20 points and hit 9-11 FG in his ACC debut vs. Wake Forest, 16 points each vs. Syracuse and Clemson (1st meeting), 24 (9-17 FG) vs. Louisville, 16 in first meeting vs. Notre Dame
- Posted seven double-doubles - at Northwestern (12 points/12 rebounds), vs. St. John's (14 pts/12 rebs), Gardner-Webb (22 pts, 12 rebs), at Arkansas (14 pts, career-high 14 rebs), Louisville (career-high 24 pts, 11 rebs), Notre Dame (16 pts, 10 rebs in first meeting, 12 pts, 11 rebs in ACC Tournament)

CAREER HIGHS

Points: 24, Louisville -- 1/19/19

Rebounds: 14, at Arkansas -- 12/19/18

Assists: 5, Florida A&M -- 12/9/18

Steals: 3, at Syracuse -- 1/12/19

Blocks: 7, Clemson -- 2/6/19

FG made: 10, Gardner-Webb -- 12/17/18

FG attempts: 17, Louisville -- 1/19/19

FT made: 7, Clemson -- 2/6/19

FT attempts: 10, Clemson -- 2/6/19

Minutes: 38, Notre Dame -- 1/22/19

BANKS III GAME-BY-GAME STATISTICS

Opponent	Date	GS	Min	FG	FGA	Pct	3FG	3FGA	Pct	FT	FTA	Pct	OR	DR	Tot	Avg	PFFO	A	TO	Blk	Stl	Pts	Avg	
LAMAR	11/9/18	DNP																						
at Tennessee	11/13/18		16	1	2	500	0	0	0000	3	4	750	2	5	7	7.0	5	1	0	1	1	0	5	5.0
EAST CAROLINA	11/16/18		19	1	5	2000	0	0	0000	3	4	750	1	5	6	6.5	4	0	1	0	3	0	5	5.0
UTRGV	11/21/18		16	1	2	5000	0	0	0000	0	0	0000	2	6	8	7.0	2	0	1	4	3	0	2	4.0
PRAIRIE VIEW	11/23/18		30	2	4	5000	0	0	0000	1	4	2503	3	6	9	7.5	3	0	0	2	3	0	5	4.3
at Northwestern	11/28/18		27	6	8	7500	0	0	0000	0	0	0000	4	8	12	8.4	5	1	0	1	3	0	12	5.8
vs St. John's	12/1/18	*	33	5	51	0000	0	0	0000	4	6	6674	4	8	12	9.0	2	0	1	3	1	0	14	7.2
FLORIDA A&M	12/9/18	*	27	1	4	2500	0	0	0000	4	6	6673	3	1	4	8.3	2	0	5	1	4	1	6	7.0
GARDNER-WEBB	12/17/18	*	34	10	14	7140	0	0	0000	2	5	4008	4	8	12	8.8	2	0	0	4	1	2	22	8.9
at Arkansas	12/19/18	*	34	5	7	7140	0	0	0000	4	41	0008	6	14	9	9.3	3	0	3	4	5	1	14	9.4
GEORGIA	12/22/18	*	36	3	8	3750	0	0	0000	5	6	8334	4	4	8	9.2	4	0	1	2	2	0	11	9.6
KENNESAW STATE	12/28/18	*	19	4	8	5000	0	0	0000	0	0	0000	3	2	5	8.8	0	0	1	1	0	1	8	9.5
USC UPSTATE	1/2/19	*	23	1	2	5000	0	0	0000	2	4	5001	4	5	8	8.5	2	0	3	3	3	0	4	9.0
WAKE FOREST	1/5/19	*	35	9	11	8180	0	0	0000	2	3	6671	3	4	8	8.2	0	0	2	3	3	0	20	9.8
VIRGINIA TECH	1/9/19	*	36	1	5	2000	0	0	0000	0	0	0000	1	4	5	7.9	4	0	2	2	2	1	2	9.3
at Syracuse	1/12/19	*	37	6	10	6000	0	0	0000	4	6	6671	6	7	7	7.9	4	0	1	2	3	3	16	9.7
at Clemson	1/16/19	*	32	6	11	5450	0	0	0000	4	41	0001	0	1	7	7.4	3	0	0	4	4	0	16	10.1
LOUISVILLE	1/19/19	*	36	9	17	5290	0	0	0000	6	9	6675	6	11	7	7.6	3	0	3	5	3	0	24	10.9
NOTRE DAME	1/22/19	*	38	8	13	6150	0	0	0000	0	0	0000	3	7	10	7.8	3	0	0	3	1	0	16	11.2
at Duke	1/26/19	*	20	2	5	4000	0	0	0000	0	1	0000	1	1	2	7.5	5	1	1	1	1	0	4	10.8
NORTH CAROLINA	1/29/19	*	34	3	6	5000	0	0	0000	1	11	0002	4	6	7	7.4	3	0	2	2	1	0	7	10.7
at Florida State	2/2/19	*	20	2	6	3330	0	0	0000	1	11	0002	2	2	4	7.2	4	0	0	2	2	0	5	10.4
CLEMSON	2/6/19	*	31	3	9	3330	0	0	0000	7	10	7002	2	6	8	7.3	2	0	0	3	7	2	13	10.5
at Notre Dame	02/10/19	*	33	4	7	5710	0	0	0000	1	3	3335	7	12	7	7.5	4	0	1	4	4	1	9	10.4
at Virginia Tech	2/13/19	*	36	5	8	6250	0	0	0000	5	6	8333	3	8	7	7.5	4	0	3	2	2	0	15	10.6
FLORIDA STATE	2/16/19	*	32	1	9	1110	0	0	0000	2	3	6671	9	10	7	7.6	3	0	1	1	2	4	10	10.4
PITTSBURGH	2/20/19	*	37	3	5	6000	0	0	0000	1	2	5000	10	10	7	7.7	5	1	2	0	5	0	7	10.2
at Miami	2/23/19	*	30	0	1	1000	0	0	0000	0	0	0000	4	4	7	7.6	1	0	1	3	2	0	9	9.9
at Virginia	2/27/19	*	30	4	9	4440	0	0	0000	3	31	0001	1	6	7	7.5	1	0	0	0	0	0	11	9.9
BOSTON COLLEGE	3/3/19	*	37	8	9	8890	0	0	0000	2	21	0003	3	6	9	7.6	5	1	2	2	1	0	18	10.2
at NC State	3/6/19	*	36	8	81	0000	0	0	0000	3	5	6000	9	9	7	7.6	1	0	3	3	5	1	19	10.5
vs Notre Dame	3/12/19	*	36	6	9	6670	0	0	0000	0	1	0000	5	6	11	7	7.2	4	0	4	3	0	12	10.5
Totals:			26	940	128	227	564	0	0	0000	70	103	680	82	158	240	77	91	54	71	78	17	326	10.5

BIO UPDATES

3 • Evan Cole • F • 6-9 • 217 • So.

- Versatile frontcourt player who made the starting lineup to start the season ... Missed seven of the next nine games recovering from a sprained left ankle suffered in game 2 at Tennessee ... Success comes from hard cutting offensively and crashing the glass at both ends of the floor
- Solid play off the bench after return from ankle injury - personal bests of 11 points against Kennesaw State, then 16 against USC Upstate, nine points against Wake Forest, eight at Syracuse, seven at Duke and FSU
- Saw his most extensive playing time since the season's first two games (14.5 mpg) until a run-in with the flu sidelined him for three more games ... 25-of-47 from the floor; 5.3 ppg, 3.0 rpg in those 12 games ... Did not play in the season's final three games
- Played in 24 games as a freshman, averaging 13.8 minutes in them ... Started the last seven games of the season, averaging 27.4 minutes, 5.7 points and 5.3 rebounds (16-32 FG, 4-9 on 3s) ... First career double-double (10/10) vs. Wake Forest in final regular-season game
- Originally signed a letter-of-intent to attend UNC-Wilmington, but received a release when the Seahawks' coach, Kevin Keatts, left to become the head coach at NC State ... Highly skilled player with good athleticism and shooting ability

CAREER HIGHS

Points:	16, USC Upstate -- 1/2/19
Rebounds:	10, Wake Forest -- 3/3/18
Assists:	2, at Syracuse -- 1/12/19; USC Upstate -- 1/2/19
Steals:	2, Lamar -- 11/9/18; Kennesaw State -- 12/28/18
Blocks:	2, Wake Forest -- 1/5/19; Wake Forest -- 3/3/18
FG made:	6, USC Upstate -- 1/2/19
FG attempts:	8, USC Upstate -- 1/2/19; Wake Forest -- 3/3/18
3FG made:	2, at Clemson -- 2/24/18
3FG attempts:	3, USC Upstate -- 1/2/19; Kennesaw State -- 12/28/18
FT made:	4, at Syracuse -- 1/12/19; Florida A&M -- 12/9/18
FT attempts:	6, at Syracuse -- 1/12/19
Minutes:	36, Wake Forest -- 3/3/18

COLE GAME-BY-GAME STATISTICS

Opponent	Date	GS	Min	FG	FGA	Pct	3FG	3FGA	Pct	FT	FTA	Pct	OR	DR	Tot	Avg	PFFO	A	TO	Blk	Stl	Pts	Avg	
LAMAR	11/9/18	*	16	1	4	25.0	0	1	0.000	3	4	75.0	0	2	2	2.0	1	0	1	0	2	5	5.0	
at Tennessee	11/13/18	*	12	0	2	0.000	0	1	0.000	0	0	0.000	0	3	3	2.5	2	0	0	0	0	0	2.5	
EAST CAROLINA	11/16/18	DNP																						
UTRGV	11/21/18	DNP																						
PRAIRIE VIEW	11/23/18	DNP																						
at Northwestern	11/28/18	DNP																						
vs. St. John's	12/1/18	DNP																						
FLORIDA A&M	12/9/18		8	0	2	0.000	0	0	0.000	4	4	100.000	0	0	0	1.7	0	0	1	1	0	4	3.0	
GARDNER-WEBB	12/17/18		3	0	0	0.000	0	0	0.000	0	0	0.000	0	1	1	1.5	0	0	0	0	0	0	2.3	
at Arkansas	12/19/18	DNP																						
GEORGIA	12/22/18	DNP																						
KENNESAW STATE	12/28/18		13	5	7	71.4	1	3	33.3	0	0	0.000	0	3	3	1.8	0	0	1	0	2	11	4.0	
USC UPSTATE	1/2/19		19	6	8	75.0	1	3	33.3	3	4	75.0	1	4	5	2.3	4	0	2	0	0	16	6.0	
WAKE FOREST	1/5/19		15	4	5	80.0	1	2	50.0	0	0	0.000	0	4	4	2.6	4	0	1	2	1	9	6.4	
VIRGINIA TECH	1/9/19		6	0	1	0.000	0	1	0.000	0	0	0.000	0	0	0	2.3	1	0	1	0	0	0	5.6	
at Syracuse	1/12/19		20	2	21	0.000	0	0	0.000	4	6	66.7	2	6	8	2.9	2	0	2	2	1	8	5.9	
Clemson	1/16/19	*	7	0	2	0.000	0	0	0.000	0	0	0.000	0	1	1	2.7	2	0	0	0	0	0	5.3	
LOUISVILLE	1/19/19		23	2	6	33.3	0	2	0.000	0	0	0.000	0	5	5	2.9	4	0	1	4	0	4	5.2	
NOTRE DAME	1/22/19		3	0	0	0.000	0	0	0.000	0	0	0.000	0	0	0	2.7	0	0	0	0	0	0	4.8	
at Duke	1/26/19		24	3	7	42.9	0	2	0.000	1	2	50.0	2	2	4	2.8	2	0	1	2	1	7	4.9	
NORTH CAROLINA	1/29/19		10	1	2	50.0	0	1	0.000	0	0	0.000	0	2	2	2.7	3	0	3	1	0	2	4.7	
at Florida State	2/2/19		19	2	5	40.0	1	2	50.0	2	21	0.000	3	0	3	2.7	1	0	2	1	0	7	4.9	
CLEMSON	2/6/19		13	0	2	0.000	0	2	0.000	0	0	0.000	0	1	1	2.6	1	0	1	3	0	0	4.6	
at Notre Dame	2/10/19	DNP																						
at Virginia Tech	2/13/19	DNP																						
FLORIDA STATE	2/16/19	DNP																						
PITTSBURGH	2/20/19	DNP																						
at Miami	2/23/19		4	0	3	0.000	0	0	0.000	0	0	0.000	2	0	2	2.6	1	0	1	1	0	0	4.3	
at Virginia	2/27/19		6	0	2	0.000	0	0	0.000	1	2	50.0	0	1	1	2.5	0	0	0	0	1	0	4.1	
BOSTON COLLEGE	3/3/19	DNP																						
at NC State	3/6/19	DNP																						
vs. Notre Dame	3/12/19	DNP																						
Totals			3	221	26	60	43.3	4	20	20.0	18	26	69.2	10	35	45	2.5	28	0	21	7	9	74	4.1

0 • Michael Devoe • G • 6-4 • 188 • Fr.

- Steadily improving combo guard with a high IQ who averaged 32.3 minutes per game ... Ranked 11th in ACC in average minutes in conference games (35.4), and seventh among major conference freshmen
- Entered the starting lineup Dec. 19 at Arkansas and started Tech's last 23 games, consistently progressing after missing six weeks of pre-season practice with a right big toe injury
- Tech's third-leading scorer overall (9.7) and in ACC games (10.4 ppg) ... Hit 43.8 percent of his three-point tries on conference play, best on the team and better than all but two of the qualifying ACC players in conference rankings (2.0 made per game minimum)
- Connected on 32-for-68 three-point shots over Tech's last 15 games (47.1 pct.), just 12-of-40 (30 pct.) in his first 17 games
- Scored career highs in consecutive games with 18 at Notre Dame, then 22 at Virginia Tech (12-24 FG, 8-12 3pt combined) ... Averaged 11.6 ppg in his last five games, including 20 vs. Boston College
- Scored in double digits 15 times, including nine times in his last 14 games -- had 13 at Miami, 10 at Virginia, 10 vs. Notre Dame in the ACC Tournament
- No. 2 on team in steals (44), blocked 16 shots
- Hit 71.0 percent from the foul line (66-of-93), second on team in FT and third in FTA
- Tremendous improvement in his rebounding, averaging 3.7 in conference play
- Consensus four-star prospect listed No. 43 nationally and No. 13 at the point guard position by Rivals; No. 45 overall and No. 9 at his position by 247Sports rankings

CAREER HIGHS

Points:	22, at Virginia Tech -- 2/13/19
Rebounds:	8, at Notre Dame -- 02/10/19
Assists:	7, at NC State -- 3/6/19
Steals:	4, 4 times
Blocks:	2, at Notre Dame -- 02/10/19; at Northwestern -- 11/28/18
FG made:	8, Boston College -- 3/3/19
FG attempts:	17, Boston College -- 3/3/19
3FG made:	4, at Notre Dame -- 02/10/19; at Virginia Tech -- 2/13/19; Boston College -- 3/3/19
3FG attempts:	9, Boston College -- 3/3/19
FT made:	7, UTRGV -- 11/21/18
FT attempts:	8, at Syracuse -- 1/12/19; Wake Forest -- 1/5/19; UTRGV -- 11/21/18
Minutes:	45 (ot), Boston College -- 3/3/19; 40 (regulation), at Notre Dame -- 2/10/19

DEVOE GAME-BY-GAME STATISTICS

Opponent	Date	GS	Min	FG	FGA	Pct	3FG	FGA	Pct	FT	FTA	Pct	OR	DR	Tot	Avg	PFFO	A	TO	Blk	Stl	Pts	Avg	
LAMAR	11/9/18		17	3	5	60.0	2	4	50.0	1	2	50.0	0	1	1	1.0	3	0	2	2	1	9	9.0	
at Tennessee	11/13/18		21	0	6	0.00	0	2	0.00	0	0	0.00	0	2	2	1.5	1	0	6	0	0	0	4.5	
EAST CAROLINA	11/16/18		28	4	41	0.00	2	21	0.00	3	4	75.0	0	1	1	1.3	3	0	0	2	0	4	13.7	
UTRGV	11/21/18		21	3	8	37.5	1	5	20.0	7	8	87.5	1	1	2	1.5	2	0	5	1	1	3	14.9	
PRAIRIE VIEW	11/23/18		34	3	7	42.9	0	2	0.00	0	0	0.00	0	4	4	2.0	4	0	3	3	1	0	6.4	
at Northwestern	11/28/18		30	1	5	20.0	0	1	0.00	5	6	83.3	0	4	4	2.3	1	0	2	1	2	3	7.8	
vs. St. John's	12/1/18		26	2	6	33.3	1	4	25.0	0	0	0.00	0	2	2	2.3	5	1	1	1	1	0	5.7	
FLORIDA A&M	12/9/18		23	3	6	50.0	1	2	50.0	1	11	0.00	0	2	2	2.3	1	0	3	1	0	4	8.7	
GARDNER-WEBB	12/17/18		27	0	5	0.00	0	2	0.00	2	21	0.00	0	6	6	2.7	2	0	4	2	1	2	7.1	
at Arkansas	12/19/18	*	33	3	10	30.0	1	4	25.0	4	5	80.0	1	2	3	2.7	1	0	2	2	0	2	11.5	
GEORGIA	12/22/18	*	39	6	10	60.0	0	0	0.00	2	5	40.0	1	4	5	2.9	2	0	3	0	0	14	8.1	
KENNESAW STATE	12/28/18	*	23	3	6	50.0	0	1	0.00	3	31	0.00	0	3	3	2.9	2	0	6	0	1	3	9.2	
USC UPSTATE	1/2/19	*	34	5	8	62.5	0	1	0.00	4	41	0.00	0	3	3	2.9	0	0	2	2	1	0	14.6	
WAKE FOREST	1/5/19	*	34	4	6	66.7	3	4	75.0	5	8	62.5	1	3	4	3.0	3	0	4	2	0	1	16.9	
VIRGINIA TECH	1/9/19	*	40	3	7	42.9	1	4	25.0	0	2	0.00	0	6	6	3.2	1	0	3	3	0	2	7.0	
at Syracuse	1/12/19	*	35	1	6	16.7	0	3	0.00	3	8	37.5	1	3	4	3.3	2	0	5	0	4	5	8.8	
at Clemson	1/16/19	*	35	2	7	28.6	0	2	0.00	4	41	0.00	0	4	4	3.3	1	0	1	1	2	8.7		
LOUISVILLE	1/19/19	*	28	2	5	40.0	1	11	0.00	3	4	75.0	0	0	0	3.1	2	0	2	2	0	1	8.7	
NOTRE DAME	1/22/19	*	39	4	7	57.1	2	5	40.0	1	2	50.0	0	3	3	3.1	2	0	5	1	0	2	11.8	
at Duke	1/26/19	*	37	5	10	50.0	1	11	0.00	0	1	0.00	0	3	3	3.1	1	0	1	6	0	4	11.8	
NORTH CAROLINA	1/29/19	*	29	3	10	30.0	1	3	33.3	2	4	50.0	1	4	5	3.2	0	0	2	1	1	0	9.8	
at Florida State	2/2/19	*	37	3	13	23.1	2	5	40.0	2	21	0.00	1	4	5	3.3	3	0	4	0	1	0	10.0	
CLEMSON	2/6/19	*	34	2	5	40.0	2	4	50.0	0	0	0.00	0	1	1	3.2	0	0	1	3	0	0	6.8	
at Notre Dame	02/10/19	*	40	6	13	46.2	4	5	80.0	2	21	0.00	3	5	8	3.4	4	0	6	2	2	1	18.2	
at Virginia Tech	2/13/19	*	37	6	11	54.5	4	7	57.1	6	7	85.7	0	5	5	3.4	2	0	5	2	1	0	22.9	
FLORIDA STATE	2/16/19	*	33	2	11	18.2	1	4	25.0	1	2	50.0	1	6	7	3.6	0	0	1	4	0	1	6.6	
PITTSBURGH	2/20/19	*	25	1	4	25.0	1	2	50.0	0	0	0.00	0	5	5	3.6	5	1	2	2	0	0	3.9	
at Miami	2/23/19	*	38	4	12	33.3	3	7	42.9	2	3	66.7	0	0	0	3.5	1	0	3	1	0	0	13.9	
at Virginia	2/27/19	*	32	4	8	50.0	2	6	33.3	0	0	0.00	0	0	0	3.4	0	0	1	2	1	0	10.5	
BOSTON COLLEGE	3/3/19	*	45	8	17	47.1	4	9	44.4	0	0	0.00	2	1	3	3.4	0	0	4	0	1	1	20.8	
at NC State	3/6/19	*	39	1	6	16.7	0	1	0.00	3	4	75.0	0	3	3	3.4	1	0	7	4	0	1	5.7	
vs. Notre Dame	3/12/19	*	40	4	8	50.0	2	4	50.0	0	0	0.00	0	2	2	2.3	2	0	1	1	0	12	9.7	
Totals			23	103	101	252	40.1	42	107	38.3	66	93	71.0	13	93	106	3.3	57	2	81	72	16	44	310

BIO UPDATES

34 • Abdoulaye Gueye • F • 6-9 • 217 • r-Sr.

- Named is pronounced "ab-doo-LIE - GAY"
- Wiry "stretch-4" forward with long arms who played on the interior but was quick and athletic enough to defend the wing ... Developed into a dependable scorer in the post and a good passer on the offensive end ... Has a 7-foot, 1-inch wingspan and a 9-foot, 1-inch reach
- Emerged as a quality complement to James Banks in the frontcourt in conference play, but played most of the season as his backup
- Played very well over eight-game stretch before 2/13 at Virginia Tech (missed Clemson and Louisville with medical condition), scoring in double figures seven times and averaging 12.0 points and 5.1 rebounds while hitting a career-best 52.6 percent of his shots from the floor
- Was Tech's high scorer three times (14 at Duke, 14 vs. UNC, 15 at FSU) during that stretch
- Played off the bench in Tech's last eight games as Jackets switched back to a 4-out, 1-in alignment (11.9 mpg, 4.4 ppg, 2.5 rpg, 16-30 FG)
- Started the first six games of the season (6.3 ppg, 4.5 rpg) ... Gave way to James Banks in the starting lineup Dec. 1, but returned to start alongside Banks in seven ACC games beginning Jan. 12 at Syracuse
- Matched career-high of 16 points (7-7 FG) with eight rebounds in 19 minutes against Kennesaw State on the eve of the conference season

CAREER HIGHS

Points: 16, at Pittsburgh -- 1/13/18 ; Kennesaw State -- 12/28/18
Rebounds: 9, Yale -- 1/6/18 ; Ohio -- 11/18/16 ; at Louisville -- 2/8/18
Assists: 5, UT-Rio Grande Valley -- 11/22/17 ; UTRGV -- 11/22/17
Steals: 3, Yale -- 1/6/18 ; East Carolina -- 11/16/18 ; UTRGV -- 11/21/18
Blocks: 5 [t-41st], Syracuse -- 1/31/18 ; Lamar -- 11/9/18
FG made: 7, 5 times
FG attempts: 16, at Duke -- 1/26/19
3FG made: 2, UT-Rio Grande Valley -- 11/22/17 ; UTRGV -- 11/22/17
3FG attempts: 3, Virginia Tech -- 1/9/19
FT made: 6, at Florida State -- 01/24/18 ; at Florida State -- 1/24/18 ; Bethune-Cookman -- 11/19/17
FT attempts: 8, Bethune-Cookman -- 11/19/17 ; UT-Rio Grande Valley -- 11/22/17 ; UTRGV -- 11/22/17
Minutes: 39, at Louisville -- 2/8/18

GUEYE GAME-BY-GAME STATISTICS

Opponent.....	Date	GS	Min	FG	FGA	Pct	3FG	FGA	Pct	FT	FTA	Pct	OR	DR	Tot	Avg	PFFO	A	TO	Blk	Stl	Pts	Avg	
LAMAR.....	11/9/18	*	12	2	4	50.0	0	0	0.00	1	2	50.0	1	6	7	7.0	5	1	1	5	0	5	5.0	
at Tennessee.....	11/13/18	*	18	3	8	37.5	0	0	0.00	1	2	50.0	1	3	4	5.5	2	0	0	1	1	7	6.0	
EAST CAROLINA.....	11/16/18	*	21	3	6	50.0	0	1	100.0	0	0	0.00	1	3	4	5.0	3	0	1	2	0	6	6.0	
UTRGV.....	11/21/18	*	20	2	5	40.0	0	0	0.00	4	41.000	2	2	4	4.8	1	0	0	1	3	8	6.5		
PRAIRIE VIEW.....	11/23/18	*	24	1	4	25.0	0	0	0.00	4	41.000	1	4	5	4.8	3	0	2	3	0	0	6	6.4	
at Northwestern.....	11/28/18	*	15	3	5	60.0	0	0	0.00	0	2	0.00	2	1	3	4.5	2	0	2	0	0	6	6.3	
vs St. John's.....	12/1/18	*	7	0	1	0.00	0	0	0.00	0	0	0.00	1	2	3	4.3	1	0	1	1	0	0	5.4	
FLORIDA A&M.....	12/9/18	*	13	0	1	0.00	0	0	0.00	0	0	0.00	0	1	1	3.9	1	0	1	1	1	0	4.8	
GARDNER-WEBB.....	12/17/18	*	5	0	1	0.00	0	0	0.00	0	0	0.00	0	0	0	3.4	0	0	0	0	0	0	4.2	
at Arkansas.....	12/19/18	*	6	1	2	50.0	0	0	0.00	0	0	0.00	1	1	2	3.3	1	0	0	0	1	2	4.0	
GEORGIA.....	12/22/18	*	4	1	3	33.3	0	0	0.00	0	0	0.00	1	1	2	3.2	0	0	0	0	1	2	3.8	
KENNESAW STATE.....	12/28/18	*	19	7	71.000	0	0	0.00	2	3	66.7	2	6	8	3.6	2	0	3	1	2	0	16	4.8	
USC UPSTATE.....	1/2/19	*	13	3	4	75.0	0	0	0.00	0	0	0.00	0	5	5	3.7	2	0	4	2	0	6	4.9	
WAKE FOREST.....	1/5/19	*	10	1	3	33.3	0	0	0.00	1	3	33.3	1	1	2	3.6	2	0	0	2	1	3	4.8	
VIRGINIA TECH.....	1/9/19	*	27	4	7	57.1	1	3	33.3	2	4	50.0	1	5	6	3.7	4	0	2	2	0	11	5.2	
at Syracuse.....	1/12/19	*	23	5	7	71.4	0	0	0.00	0	0	0.00	1	1	2	3.6	2	0	1	3	0	10	5.5	
Clemson.....	1/16/19	DNP																						
LOUISVILLE.....	1/19/19	DNP																						
NOTRE DAME.....	1/22/19	*	37	5	12	41.7	0	1	100.0	3	6	50.0	4	4	8	3.9	4	0	2	1	2	13	5.9	
at Duke.....	1/26/19	*	29	7	16	43.8	0	0	0.00	0	0	0.00	3	5	8	4.1	5	1	0	2	0	14	6.4	
NORTH CAROLINA.....	1/29/19	*	36	7	14	50.0	0	1	100.0	0	0	0.00	1	3	4	4.1	4	0	2	4	0	2	14	6.8
at Florida State.....	2/2/19	*	37	6	7	85.7	0	0	0.00	3	4	75.0	3	4	7	4.3	2	0	0	3	0	15	7.2	
CLEMSON.....	2/6/19	*	22	3	8	37.5	0	0	0.00	1	2	50.0	2	0	2	4.1	4	0	1	0	1	7	7.2	
at Notre Dame.....	02/10/19	*	26	4	7	57.1	0	0	0.00	4	6	66.7	1	3	4	4.1	3	0	3	4	1	12	7.4	
at Virginia Tech.....	2/13/19	*	4	0	0	0.00	0	0	0.00	0	0	0.00	0	0	0	4.0	0	0	1	0	0	0	7.1	
FLORIDA STATE.....	2/16/19	*	17	2	7	28.6	1	11.000	0	0	0.00	3	3	6	4.0	0	0	0	1	0	1	5	7.0	
PITTSBURGH.....	2/20/19	*	16	3	4	75.0	0	0	0.00	2	4	50.0	0	3	3	4.0	4	0	1	1	2	0	8	7.0
at Miami.....	2/23/19	*	17	3	5	60.0	0	0	0.00	0	0	0.00	1	2	3	4.0	3	0	3	1	0	1	6	7.0
at Virginia.....	2/27/19	*	9	3	6	50.0	0	0	0.00	0	0	0.00	1	0	1	3.9	2	0	0	1	0	0	6	7.0
BOSTON COLLEGE.....	3/3/19	*	21	3	5	60.0	0	2	100.0	0	1	0.00	1	2	3	3.8	3	0	0	1	1	0	6	6.9
at NC State.....	3/6/19	*	4	0	0	0.00	0	0	0.00	0	0	0.00	0	3	3	3.8	0	0	0	1	0	0	6.7	
vs. Notre Dame.....	3/12/19	*	7	2	3	66.7	0	0	0.00	0	0	0.00	0	1	1	3.7	1	0	0	0	0	4	6.6	
Totals.....			13	519	84	162	51.9	2	9	222	28	47	59.6	36	75	111	3.7	66	2	25	40	28	198	6.6

13 • Curtis Haywood II • F • 6-5 • 202 • So.

- Suffered a left ankle injury suffered in the first half of the Boston College game and missed the last two games of the season, the second straight year his season has been cut short due to injury
- Gives Tech a three-point threat, high basketball IQ and defensive skills, but struggled mightily with his shot after scoring 23 points in back-to-back road games against Syracuse and Clemson in early January
- Tech's seventh-leading scorer (5.6 ppg) with 59 assists (3rd on team) with 34 steals (third on team) ... Had 18 games with one or no turnovers
- Scored 15 points at Syracuse, hitting 3-of-6 from three-point range, with a career-high seven assists in the Tech victory ... Scored eight (2-3 on 3s) at Clemson
- Helped Tech's win over Boston College with seven rebounds and six assists
- Hit just 5-of-44 from three-point range in his last 13 games (went 3-for-9 combined in wins over Pitt, BC)
- Over the same stretch, rebounded well (3.3 per game) and had 22 assists with 12 steals
- Scored career-high 18 points (5-9 FG, 3-5 on 3s, 5-6 FT) vs. East Carolina, 12 vs. Gardner-Webb
- Second behind Alvarado in three-pointers made and attempted (28.2 pct. on 110 attempts)
- Long-armed and athletic wing who played 15 games and started seven before missing the last 11 of the season with a stress reaction in his right leg ... Has a 6-foot, 11-inch wingspan

CAREER HIGHS

Points: 18, East Carolina -- 11/16/18
Rebounds: 8, Tennessee -- 12/3/17
Assists: 7, at Syracuse -- 1/12/19
Steals: 4, UTRGV -- 11/21/18
Blocks: 2, Louisville -- 1/19/19
FG made: 6, at Syracuse -- 1/12/19
FG attempts: 10, at Syracuse -- 1/12/19 ; North Carolina -- 1/29/19
3FG made: 4, Gardner-Webb -- 12/17/18
3FG attempts: 8, Gardner-Webb -- 12/17/18
FT made: 5, East Carolina -- 11/16/18
FT attempts: 6, East Carolina -- 11/16/18
Minutes: 38, at Syracuse -- 1/12/19 ; Boston College -- 3/3/19

HAYWOOD II GAME-BY-GAME STATISTICS

Opponent.....	Date	GS	Min	FG	FGA	Pct	3FG	3FGA	Pct	FT	FTA	Pct	OR	DR	Tot	Avg	PFFO	A	TO	Blk	Stl	Pts	Avg		
LAMAR.....	11/9/18	*	26	4	9	44.4	3	7	42.9	2	21.000	0	0	0	0.0	1	0	4	0	0	1	13	13.0		
at Tennessee.....	11/13/18	*	15	1	5	20.0	0	4	0.00	0	0	0.00	0	3	3	1.5	1	0	0	1	0	2	7.5		
EAST CAROLINA.....	11/16/18	*	20	5	9	55.6	3	5	60.0	5	6	83.3	0	3	3	2.0	0	0	0	1	0	2	18	11.0	
UTRGV.....	11/21/18	*	26	2	4	50.0	2	4	50.0	1	2	50.0	0	7	7	3.3	2	0	6	1	0	4	7	10.0	
PRAIRIE VIEW.....	11/23/18	*	25	4	8	50.0	1	5	20.0	1	2	50.0	0	4	4	3.4	1	0	3	1	0	0	10	10.0	
at Northwestern.....	11/28/18	*	16	1	4	25.0	1	3	33.3	0	0	0.00	0	0	0	2.8	2	0	0	3	0	0	3	8.8	
vs St. John's.....	12/1/18	*	21	2	7	28.6	0	4	0.00	1	11.000	0	1	1	2.6	3	0	1	1	0	0	0	5	8.3	
FLORIDA A&M.....	12/9/18	*	21	3	4	75.0	1	2	50.0	0	1	0.00	1	2	3	2.6	0	0	2	0	0	1	7	8.1	
GARDNER-WEBB.....	12/17/18	*	25	4	8	50.0	4	8	50.0	0	0	0.00	0	1	1	2.4	0	0	1	0	0	0	12	8.6	
at Arkansas.....	12/19/18	*	19	2	6	33.3	2	5	40.0	0	0	0.00	1	1	2	2.4	5	1	3	3	0	2	6	8.3	
GEORGIA.....	12/22/18	*	21	2	6	33.3	2	5	40.0	0	0	0.00	0	0	0	2.2	0	0	1	0	0	0	6	8.1	
KENNESAW STATE.....	12/28/18	*	17	2	5	40.0	0	2	0.00	1	11.000	1	0	1	2.1	2	0	2	2	0	1	5	7.8		
USC UPSTATE.....	1/2/19	*	21	3	6	50.0	2	5	40.0	2	21.000	0	4	4	2.2	3	0	4	1	0	2	10	8.0		
WAKE FOREST.....	1/5/19	*	11	1	4	25.0	1	4	25.0	2	21.000	1	1	2	2.2	2	0	1	0	0	3	5	7.8		
VIRGINIA TECH.....	1/9/19	DNP																							
at Syracuse.....	1/12/19	*	38	6	10	60.0	3	6	50.0	0	0	0.00	1	3	4	2.3	3	0	7	5	1	2	15	8.3	
at Clemson.....	1/16/19	*	30	2	3	66.7	2	3	66.7	2	21.000	0	0	0	2.2	0	0	2	3	0	3	8	8.3		
LOUISVILLE.....	1/19/19	*	30	1	6	16.7	0	2	0.00	0	0	0.00	1	4	5	2.4	0	0	3	1	2	1	2	7.9	
NOTRE DAME.....	1/22/19	*	24	0	5	0.00	0	5	0.00	0	0	0.00	0	3	3	2.4	1	0	1	1	0	1	0	7.4	
at Duke.....	1/26/19	*	25	2	6	33.3	1	3	33.3	0	0	0.00	0	5	5	2.5	0	0	1	1	0	3	5	7.3	
NORTH CAROLINA.....	1/29/19	*	26	2	10	20.0	0	6	0.00	1	2	50.0	1	3	4	2.6	0	0	6	2	0	2	5	7.2	
at Florida State.....	2/2/19	*	32	2	8	25.0	0	6	0.00	0	0	0.00	0	2	2	2.6	3	0	2	1	0	0	4	7.0	
CLEMSON.....	2/6/19	*	25	0	1	0.00	0	1	0.00	0	0	0.00	0	4	4	2.6	1	0	0	3	0	1	0	6.7	
at Notre Dame.....	02/10/19	*	20	0	6	0.00	0	6	0.00	1	2	50.0	0	6	6	2.8	0	0	1	0	0	1	1	6.5	
at Virginia Tech.....	2/13/19	*	13	1	3	33.3	1	3	33.3	0	0	0.00	1	1	1	2.7	2	0	0	2	0	1	1	6.3	
FLORIDA STATE.....	2/16/19	*	1	0	0	0.00	0	0	0.00	0	0	0.00	0	0	0	2.6	0	0	0	1	0	0	0	6.1	
PITTSBURGH.....	2/20/19	*	21	3	5	60.0	2	4	50.0	0	0	0.00	0	2	2	2.6	2	0	1	2	0	2	8	6.2	
at Miami.....	2/23/19	*	10	0	2	0.00	0	2	0.00	0	0	0.00	0	4	4	2.6	2	0	0	2	0	0	0	5.9	
at Virginia.....	2/27/19	*	12	0	2	0.00	0	1	0.00	0	0	0.00	0	0	0	2.5	1	0	1	0	0	0	0	5.7	
BOSTON COLLEGE.....	3/3/19	*	38	1	5	20.0	1	5	20.0	0	0	0.00	0	7	7	2.7	4	0	6	2	0	1	3	5.6	
at NC State.....	3/6/19	DNP																							
vs Notre Dame.....	3/12/19	DNP																							
Totals.....			19	629	56	157	357	32	116	276	19	25	760	7	71	78	27	41	1	59	40	3	34	163	5.6

BIO UPDATES

12 • Khalid Moore • F • 6-6 • 200 • Fr.

- Athletic and long (7-foot, 0.5-inch wingspan) forward with good scoring ability and basketball IQ
- Does a lot of things that don't show up in the box score, good passer, moves well without the ball, keeps Tech offense moving, and his length and activity is an asset on defense
- Played in all but one game as a freshman (DNP-CD vs. Prairie View A&M), starting 10 times, including the regular-season finale at NC State and the ACC Tournament game vs. Notre Dame
- Finished the season with eight points at NC State and 11 against Notre Dame, hitting 7-of-14 shots from the floor with three assists and no turnovers in 68 minutes
- Averaged 3.2 points and 1.3 rebounds in ACC games, hitting 50 percent of his field goal tries, 55.5 percent from the foul line
- Career-high 14 points (6-6 FG, 2-2 on 3s) vs. Florida A&M, 10 at Arkansas
- Top ACC regular-season games were eight points vs. North Carolina (2-2 FG, 4-4 FT) and at NC State (3-5 FG, 2-6 FT)
- Gives Tech two New York natives on the roster ... Came from the same high school (Archbishop Molloy) as Yellow Jackets' legendary point guard Kenny Anderson, and played on the same AAU team as teammate Jose Alvarado

CAREER HIGHS

Points: 14, Florida A&M -- 12/9/18
Rebounds: 4, UTRGV -- 11/21/18
Assists: 3, 4 times
Steals: 2, Wake Forest -- 1/5/19; at Northwestern -- 11/28/18; Florida A&M -- 12/9/18
Blocks: 1, Georgia -- 12/22/18; Florida A&M -- 12/9/18
FG made: 6, Florida A&M -- 12/9/18
FG attempts: 9, vs. Notre Dame -- 3/12/19
3FG made: 2, Florida A&M -- 12/9/18; vs. Notre Dame -- 3/12/19
3FG attempts: 6, vs. Notre Dame -- 3/12/19
FT made: 6, Wake Forest -- 1/5/19
FT attempts: 6, 4 times
Minutes: 34, at Arkansas -- 12/19/18

MOORE GAME-BY-GAME STATISTICS

Opponent	Date	GS	M	FG	FGA	Pct	3FG	FGA	Pct	FT	FTA	Pct	OR	DR	Tot	Avg	PFFO	A	TO	Blk	Stl	Pts	Avg		
LAMAR	11/9/18		7	0	0.000	0	0	0.000	0	0	0.000	0	1	1	1.0	1	0	1	0	0	0	0	0.0		
at Tennessee	11/13/18		10	1	5.200	0	1	1.000	2	21.000	0	1	1	1.0	1	1	0	1	0	0	0	4	2.0		
EAST CAROLINA	11/16/18		9	1	11.000	0	0	0.000	2	4.500	0	1	1	1.0	1	1	0	1	2	0	0	4	2.7		
UTRGV	11/21/18		12	0	1.000	0	0	0.000	0	0	0.000	1	3	4	1.8	2	0	0	0	0	0	0	2.0		
PRAIRIE VIEW A&M	11/23/18		DNP																						
at Northwestern	11/28/18		15	0	2.000	0	0	0.000	2	21.000	1	2	3	2.0	3	0	3	0	0	2	2	2	2.0		
vs St. John's	12/1/18		15	1	2.500	0	0	0.000	4	41.000	0	1	1	1.8	4	0	2	0	0	1	1	6	2.7		
FLORIDA A&M	12/9/18		18	6	61.000	2	21.000	0	0	0.000	1	2	3	2.0	0	0	1	1	2	1	2	14	4.3		
GARDNER-WEBB	12/17/18		11	2	21.000	0	0	0.000	2	21.000	0	1	1	1.9	1	0	1	1	0	0	0	6	4.5		
at Arkansas	12/19/18	*	34	3	7.429	0	1	1.000	4	6.667	0	3	3	2.0	2	0	3	1	0	0	0	10	5.1		
GEORGIA	12/22/18	*	17	1	7.143	0	2	2.000	0	0	0.000	1	0	1	1.9	2	0	1	2	1	0	2	4.8		
KENNESAW STATE	12/28/18	*	25	1	2.500	1	11.000	2	21.000	0	1	1	1.8	1	0	1	2	0	0	0	5	4.8			
USC UPSTATE	1/2/19	*	20	3	5.600	0	0	0.000	2	21.000	0	0	0	1.7	1	0	1	1	0	1	1	8	5.1		
WAKE FOREST	1/5/19	*	18	0	0.000	0	0	0.000	6	61.000	0	2	2	1.7	2	0	2	2	0	2	2	6	5.2		
VIRGINIA TECH	1/9/19	*	15	1	2.500	0	0	0.000	0	0.000	0	3	3	1.8	4	0	2	1	0	0	0	2	4.9		
at Syracuse	1/12/19	*	7	0	0.000	0	0	0.000	0	0.000	0	0	0.7	2	0	1	0	0	1	0	0	0	4.6		
Clemson	1/16/19	*	18	2	21.000	0	0	0.000	1	3.333	0	1	1	1.6	2	0	0	0	0	0	0	5	4.6		
LOUISVILLE	1/19/19	*	30	2	5.400	0	1	1.000	1	5.200	0	3	3	1.7	2	0	2	0	0	1	5	4.6			
NOTRE DAME	1/22/19	*	16	3	31.000	1	11.000	0	1	1.000	0	2	2	1.7	4	0	1	2	0	0	7	4.8			
at Duke	1/26/19	*	14	0	1.000	0	0	0.000	0	0.000	1	0	1	1.7	0	0	0	0	0	0	0	0	4.5		
NORTH CAROLINA	1/29/19	*	15	2	21.000	0	0	0.000	4	41.000	0	0	0	1.6	1	0	0	2	0	0	0	8	4.7		
at Florida State	2/2/19	*	16	1	4.250	0	1	1.000	2	3.667	0	2	2	1.6	3	0	1	0	0	0	0	4	4.7		
CLEMSON	2/6/19	*	17	0	2.000	0	1	1.000	2	21.000	0	2	2	1.6	2	0	1	1	0	0	0	2	4.5		
at Notre Dame	2/10/19	*	16	1	2.500	0	1	1.000	0	0.000	0	1	1	1.6	1	0	0	1	0	0	0	2	4.4		
at Virginia Tech	2/13/19	*	10	1	11.000	1	11.000	0	0	0.000	0	0	0.5	0	0	1.5	0	3	0	0	0	3	4.4		
FLORIDA STATE	2/16/19	*	22	0	1.000	0	0	0.000	0	2.000	0	1	1	1.5	1	0	2	2	0	1	0	0	4.2		
PITTSBURGH	2/20/19	*	4	1	11.000	0	0	0.000	0	0.000	0	0	0	1.5	1	0	0	1	0	0	0	2	4.1		
at Miami	2/23/19	*	1	0	0.000	0	0	0.000	0	0.000	0	0	0	1.4	0	0	0	0	0	0	0	0	4.0		
at Virginia	2/27/19	*	10	0	1.000	0	0	0.000	0	0.000	0	0	0	1.4	1	0	0	0	0	0	0	0	3.8		
BOSTON COLLEGE	3/3/19	*	19	0	2.000	0	2	2.000	3	6.500	0	3	3	1.4	1	0	3	0	0	0	0	3	3.8		
at NC State	3/6/19	*	36	3	5.600	0	1	1.000	2	6.333	0	2	2	1.4	3	0	1	0	0	0	0	8	3.9		
vs. Notre Dame	3/12/19	*	32	4	9.444	2	6.333	1	2.500	0	2	2	1.5	5	0	2	1.5	0	2	0	0	11	4.2		
Totals			10	509	40	83	482	7	22	318	42	64	656	5	40	45	1.5	54	0	36	22	2	11	129	4.2

24 • Sylvester Ogbonda • C • 6-10 • 237 • r-Jr.

- Last name pronounced "oh-BOND-uh"
- Backed up James Banks III and Abdoulaye Gueye at the center position, averaging 6.7 minutes, 1.8 points and 1.7 rebounds in 10 games
- Played 23 minutes against Lamar, two more than he logged all of last season, and set career highs of seven points and nine rebounds
- Minutes evaporated once James Banks became eligible (35 total in eight games) ... Played 18 minutes in four ACC games
- Set to graduate in May, declared his intention to transfer and play his final year elsewhere
- Originally from Nigeria, attended the National Christian Academy in Fort Washington, Md.

CAREER HIGHS

Points: 8, Tusculum -- 2/7/17
Rebounds: 9, Lamar -- 11/9/18
Assists: 4, Lamar -- 11/9/18
Steals: 1, at Duke -- 1/26/19; Lamar -- 11/9/18
Blocks: 2, at Clemson -- 1/16/19
FG made: 2, Lamar -- 11/9/18
FG attempts: 7, Tusculum -- 2/7/17
FT made: 3, Lamar -- 11/9/18
FT attempts: 5, Lamar -- 11/9/18
Minutes: 23, Lamar -- 11/9/18

OGBONDA GAME-BY-GAME STATISTICS

Opponent.....	Date	GS	Min	FG	FGA	Pct	3FG	3FGA	Pct	FT	FTA	Pct	OR	DR	Tot	Avg	PFFO	A	TO	Blk	Stl	Pts	Avg
LAMAR.....	11/9/18	23	2	5.400	0	0.000	3	5.600	5	4	9	9.0	5	1	4	9	5.1	4	3	1	1	7	7.0
at Tennessee.....	11/13/18	8	0	1.000	0	0.000	2	21.000	1	1	2	5.5	3	0	0	1	0	0	1	0	0	2	4.5
EAST CAROLINA.....	11/16/18	7	1	3.333	0	0.000	0	0.000	0	3	3	4.7	1	0	1	0	1	0	1	0	0	2	3.7
UTRGV.....	11/21/18	5	1	2.500	0	0.000	1	3.333	0	1	1	3.8	2	0	0	0	0	0	0	0	0	3	3.5
PRAIRIE VIEW A&M.....	11/23/18	DNP																					
at Northwestern.....	11/28/18	DNP																					
vs St. John's.....	12/1/18	DNP																					
FLORIDA A&M.....	12/9/18	4	1	11.000	0	0.000	0	0.000	0	0	0	3.0	0	0	0	0	0	0	0	0	0	2	3.2
GARDNER-WEBB.....	12/17/18	DNP																					
at Arkansas.....	12/19/18	DNP																					
GEORGIA.....	12/22/18	DNP																					
KENNESAW STATE.....	12/28/18	2	0	1.000	0	0.000	0	0.000	0	0	0	2.5	1	0	0	0	0	0	0	0	0	0	2.7
USC UPSTATE.....	1/2/19	DNP																					
WAKE FOREST.....	1/5/19	DNP																					
VIRGINIA TECH.....	1/9/19	DNP																					
at Syracuse.....	1/12/19	DNP																					
at Clemson.....	1/16/19	7	1	11.000	0	0.000	0	0.000	1	0	1	2.3	0	0	0	1	2.3	0	0	0	2	0	2.6
LOUISVILLE.....	1/19/19	4	0	2.000	0	0.000	0	0.000	0	0	0	2.0	1	0	0	0	2.0	1	0	1	0	0	2.3
NOTRE DAME.....	1/22/19	DNP																					
at Duke.....	1/26/19	3	0	1.000	0	0.000	0	0.000	0	1	1	1.9	0	0	0	0	0	0	0	0	1	0	2.0
NORTH CAROLINA.....	1/29/19	4	0	1.000	0	0.000	0	0.000	0	0	0	1.7	0	0	0	0	0	0	0	0	0	0	1.8
at Florida State.....	2/2/19	DNP																					
CLEMSON.....	2/6/19	DNP																					
at Notre Dame.....	2/10/19	DNP																					
at Virginia Tech.....	2/13/19	DNP																					
FLORIDA STATE.....	2/16/19	DNP																					
PITTSBURGH.....	2/20/19	DNP																					
at Miami.....	2/23/19	DNP																					
at Virginia.....	2/27/19	DNP																					
BOSTON COLLEGE.....	3/3/19	DNP																					
at NC State.....	3/6/19	DNP																					
vs. Notre Dame.....	3/12/19	DNP																					
Totals.....		0	67	6	18.333	0	0	0.000	6	10	6.000	7	10	17	1.7	13	1	4	6	3	2	18	1.8

BIO UPDATES

2 • Shembari Phillips • G • 6-3 • 202 • r-Jr.

- Sat out the 2017-18 season after transferring from Tennessee, has one more year of eligibility with Tech
- Made the starting lineup to start the season, started six games, averaging 19.7 minutes, 4.7 points and 1.3 assists per game
- Scored 10 points against Lamar with four assists in the season opener, which turned out to be his season high
- Played in only 11 of Tech's last 18 games, but played 10 minutes at Clemson and 22 against Louisville in the absences of Brandon Alston and Jose Alvarado
- Played in nine ACC games (DNP last two regular season games) ... Did not travel to Notre Dame (2/10) or Virginia Tech (2/13) because of the flu
- Hit 32.6 percent from the floor and 4-of-22 from three-point range
- Part-time starter at Tennessee (24 starts, 64 games) over two years with the Volunteers who shot 37.1 percent from three-point range and 77 percent from the free throw line ... Proved himself to be a capable scorer and established a reputation as a good defender

CAREER HIGHS

Points: 23, at Vanderbilt, 3/1/16

Rebounds: 7 (4 times), last at LSU, 3/1/17

Assists: 7, vs. Georgia Tech, 12/3/16

Steals: 3, Lamar -- 11/9/18*

Blocks: 1 (11 times), last vs St. John's -- 12/1/18*

FG made: 8, at Vanderbilt, 3/1/16

FG attempts: 17, at Vanderbilt, 3/1/16

3FG made: 4, at Vanderbilt, 3/1/16

3FG attempts: 5, at Vanderbilt, 3/1/16; Missouri, 2/18/17

FT made: 9, vs. Texas A&M, 1/9/16

FT attempts: 10, vs. Texas A&M, 1/9/16

Minutes: 38, vs. LSU, 2/20/16

*with Georgia Tech

PHILLIPS GAME-BY-GAME STATISTICS

Opponent.....	Date	GS	Min	FG	FGA	Pct	3FG	FGA	Pct	FT	FTA	Pct	OR	DR	Tot	Avg	PFFO	A	TO	Blk	Stl	Pts	Avg		
LAMAR.....	11/9/18	*	25	4	7	.571	1	3	.333	1	11.000	0	4	4	4.0	2	0	4	3	0	3	10	10.0		
at Tennessee.....	11/13/18	*	22	1	4	.250	0	2	.000	0	1.000	0	1	1	2.5	3	0	1	0	0	0	2	6.0		
EAST CAROLINA.....	11/16/18	*	17	2	4	.500	1	2	.500	0	0.000	0	0	0	1.7	1	0	2	1	0	1	5	5.7		
UTRGV.....	11/21/18	*	21	2	5	.400	0	3	.000	2	21.000	0	0	0	1.3	2	0	0	1	0	0	6	5.8		
PRAIRIE VIEW.....	11/23/18	*	12	2	5	.400	0	1	.000	1	11.000	0	1	1	1.2	3	0	0	1	0	0	5	5.6		
at Northwestern.....	11/28/18	*	21	0	2	.000	0	0	.000	0	0.000	0	2	2	1.3	2	0	1	0	0	0	0	4.7		
vs St. John's.....	12/1/18		8	0	1	.000	0	1	.000	0	0.000	0	4	4	1.7	0	0	0	1	1	0	0	4.0		
FLORIDA A&M.....	12/9/18		15	1	2	.500	0	1	.000	3	4.750	0	4	4	2.0	1	0	6	0	0	0	5	4.1		
GARDNER-WEBB.....	12/17/18		1	0	0	.000	0	0	.000	0	0.000	0	0	0	1.8	1	0	0	0	0	0	0	3.7		
at Arkansas.....	12/19/18	DNP																							
GEORGIA.....	12/22/18	DNP																							
KENNESAW STATE.....	12/28/18		12	1	3	.333	1	2	.500	0	0.000	0	0	0	1.6	2	0	3	0	0	0	3	3.6		
USC UPSTATE.....	1/2/19		7	1	11.000	1	11.000	0	0.000	0	0.000	0	0	0	1.5	3	0	1	1	0	0	3	3.5		
WAKE FOREST.....	1/5/19	DNP																							
VIRGINIA TECH.....	1/9/19		6	0	0	.000	0	0	.000	0	0.000	0	1	1	1.4	0	0	0	0	0	0	0	3.3		
at Syracuse.....	1/12/19	DNP																							
at Clemson.....	1/16/19		10	1	2	.500	0	0	.000	0	0.000	0	1	1	1.4	3	0	0	0	0	0	2	3.2		
LOUISVILLE.....	1/19/19		22	0	3	.000	0	2	.000	0	0.000	0	2	2	1.4	1	0	2	1	1	2	0	2.9		
NOTRE DAME.....	1/22/19		2	0	0	.000	0	0	.000	0	0.000	0	0	0	1.3	0	0	0	0	0	0	0	2.7		
at Duke.....	1/26/19		1	0	0	.000	0	0	.000	0	0.000	0	0	0	1.3	0	0	1	1	1	0	0	2.6		
NORTH CAROLINA.....	1/29/19	DNP																							
at Florida State.....	2/2/19		2	0	1	.000	0	0	.000	0	0.000	0	0	0	1.2	0	0	0	0	0	0	0	2.4		
CLEMSON.....	2/6/19		2	0	0	.000	0	0	.000	0	0.000	0	0	0	1.1	0	0	0	0	0	0	0	2.3		
at Notre Dame.....	2/10/19	DNP																							
at Virginia Tech.....	2/13/19	DNP																							
FLORIDA STATE.....	2/16/19		5	0	3	.000	0	2	.000	0	0.000	0	0	0	1.1	0	0	0	0	0	0	0	2.2		
at Virginia.....	2/27/19		11	0	3	.000	0	2	.000	0	0.000	0	1	1	1.1	1	0	0	0	0	0	0	2.1		
BOSTON COLLEGE.....	3/3/19	DNP																							
at NC State.....	3/6/19	DNP																							
vs. Notre Dame.....	3/12/19	DNP																							
Totals.....			6	222	15	46	.326	4	22	.182	7	9	7.78	0	21	21	1.1	25	0	15	16	3	6	41	2.1

35 • Kristian Sjolund • F • 6-7 • 200 • Fr.

- Successful and versatile high school performer with international experience
- Has the ability to stretch the floor with his jump shot, has impressive shot mechanics, a smooth shooting motion and deep range on his shot ... Runs the floor well, has good athleticism, hands and footwork
- Has a 6-foot, 10.25-inch wingspan, and gained 10 pounds and two inches on his vertical jump since pre-season while doing extra work with strength coach Dan Taylor on practice days
- Played in 21 games, with his most extensive court time coming a six-game stretch before Boston College (48 points in 127 minutes) ... Did not play vs. BC, played two minutes at NC State, and scored six points in seven minutes in the ACC Tournament against Notre Dame
- Two double-figure games in that stretch, 11 points each against Virginia Tech and Florida State
- In his 13 games prior to that, scored nine total points in 62 total minutes
- Played with Norway in the 2015 FIBA U16 European Championships, averaging 18.7 points and 5.9 rebounds a game; then in 2017, he played in the U18 Nordic Championship and scored 7.2 points a game

CAREER HIGHS

Points: 11, at Virginia Tech -- 2/13/19; Florida State -- 2/16/19

Rebounds: 6, at Virginia Tech -- 2/13/19

Assists: 1, 4 times

Steals: 2, at Miami -- 2/23/19

Blocks: 1, at Virginia Tech -- 2/13/19; Florida State -- 2/16/19

FG made: 4, at Virginia Tech -- 2/13/19

FG attempts: 8, at Virginia Tech -- 2/13/19; Florida State -- 2/16/19

3FG made: 3, at Virginia Tech -- 2/13/19; Florida State -- 2/16/19

3FG attempts: 7, at Virginia Tech -- 2/13/19; Florida State -- 2/16/19; Pittsburgh -- 2/20/19

FT made: 3, Pittsburgh -- 2/20/19

FT attempts: 4, Pittsburgh -- 2/20/19

Minutes: 28, Florida State -- 2/16/19

SJOLUND GAME-BY-GAME STATISTICS

Opponent.....	Date	GS	Min	FG	FGA	Pct	3FG	FGA	Pct	FT	FTA	Pct	OR	DR	Tot	Avg	PFFO	A	TO	Blk	Stl	Pts	Avg
LAMAR.....	11/9/18		4	0	1	0.000	0	1	0.000	0	0.000	0	0	0	0	0.0	2	0	1	0	0	0	0.0
at Tennessee.....	11/13/18		1	0	0	0.000	0	0	0.000	0	0.000	0	0	0	0	0.0	3	0	0	0	0	0	0.0
EAST CAROLINA.....	11/16/18		11	0	2	0.000	0	2	0.000	2	21.000	0	3	3	1.0	0	0	0	1	0	0	2	0.7
UTRGV.....	11/21/18		5	0	2	0.000	0	2	0.000	0	0.000	0	1	1	1.0	2	0	0	1	0	0	0	0.5
PRAIRIE VIEW.....	11/23/18	DNP																					
at Northwestern.....	11/28/18	DNP																					
vs St. John's.....	12/1/18	DNP																					
FLORIDA A&M.....	12/9/18		9	1	3	.333	1	2	.500	0	0.000	0	1	1	1.0	2	0	0	2	0	0	3	1.0
GARDNER-WEBB.....	12/17/18	DNP																					
at Arkansas.....	12/19/18	DNP																					
GEORGIA.....	12/22/18		6	0	1	0.000	0	1	0.000	0	0.000	0	0	0	0.8	0	0	0	0	0	0	0	0.8
KENNESAW STATE.....	12/28/18		6	0	0	0.000	0	0	0.000	0	0.000	0	0	0	0.7	1	0	1	0	0	0	0	0.7
USC UPSTATE.....	1/2/19		1	0	0	0.000	0	0	0.000	0	0.000	0	0	0	0.6	0	0	0	0	0	0	0	0.6
WAKE FOREST.....	1/5/19	DNP																					
VIRGINIA TECH.....	1/9/19	DNP																					
at Syracuse.....	1/12/19	DNP																					
at Clemson.....	1/16/19		5	0	0	0.000	0	0	0.000	0	0.000	0	0	0	0.6	1	0	0	0	0	0	0	0.6
LOUISVILLE.....	1/19/19		6	0	1	0.000	0	1	0.000	1	2.500	0	0	0	0.5	2	0	0	1	0	0	1	0.6
NOTRE DAME.....	1/22/19	DNP																					
at Duke.....	1/26/19		1	1	11.000	1	11.000	0	0.000	0	0.000	0	0	0	0.5	0	0	0	0	0	0	3	0.8
NORTH CAROLINA.....	1/29/19		3	0	1	0.000	0	1	0.000	0	0.000	0	2	2	0.6	0	0	0	0	0	0	0	0.8
at Florida State.....	2/2/19	DNP																					
CLEMSON.....	2/6/19		4	0	0	0.000	0	0	0.000	0	0.000	0	0	0	0.5	0	0	0	1	0	0	0	0.7
at Notre Dame.....	02/10/19		9	3	5	.600	2	3	.667	0	0.000	0	0	0	0.5	1	0	0	1	0	1	8	1.2
at Virginia Tech.....	2/13/19		26	4	8	.500	3	7	.429	0	0.000	1	5	6	0.9	3	0	0	1	1	0	11	1.9
FLORIDA STATE.....	2/16/19	*	28	3	8	.375	3	7	.429	2	21.000	0	5	5	1.1	3	0	0	1	1	0	11	2.4
PITTSBURGH.....	2/20/19	*	24	2	7	.286	2	7	.286	3	4.750	0	0	0	1.1	2	0	0	3	0	0	9	2.8
at Miami.....	2/23/19	*	22	2	7	.286	0	4	.000	0	0.000	0	1	1	1.1	1	0	1	0	0	2	4	2.9
at Virginia.....	2/27/19	*	18	2	5	.400	1	2	.500	0	0.000	1	2	3	1.2	1	0	0	1	0	1	5	3.0
BOSTON COLLEGE.....	3/3/19	DNP																					
at NC State.....	3/6/19		2	0	0	0.000	0	0	0.000	0	0.000	0	0	0	1.1	0	0	1	1	0	0	0	2.9
vs Notre Dame.....	3/12/19		7	2	4	.500	2	4	.500	0	0.000	0	0	0	1.0	0	0	0	0	0	0	6	3.0
Totals.....		4	198	20	56	.357	15	45	.333	8	10.800	2	20	22	1.0	25	0	4	14	2	4	63	2.9

BIO UPDATES

5 • Moses Wright • F • 6-9 • 217 • So.

- Raw, but athletic frontcourt player who had played one year of varsity basketball in high school before signing with Tech in spring of 2017 ... Extremely good athlete who can attack the glass to score and rebound, runs the floor well and is disruptive on defense
- Finished the season with the best game of his career to date, scoring 25 points in the ACC Tournament against Notre Dame ... Made 12-of-18 shots from the floor, grabbed seven rebounds, had three assists and two blocked shots
- Averaged 15.6 points and 6.2 rebounds in the last five games, four of them away from home, while hitting 36-of-58 shots from the floor (62 pct.) ... Scored a career-high 19 at Miami, 10 against Boston College and 18 in his return home to Raleigh against NC State
- Started the final seven games of the season, 21 altogether ... Initially replaced the injured Evan Cole at the "4" spot, starting 13 games, and was inconsistent despite logging three double-figure games
- Played 21 minutes off the bench at Clemson and started against Louisville with Abdoulaye Gueye absent (16 points, seven rebounds, 7-12 FG combined) earlier in the ACC schedule
- Scored 11 points vs. UTRGV (5-8 FG), 12 points (5-8 FG) vs. St. John's, 10 (5-8 FG) vs. Kennesaw State for his only other double-digit games
- Finished as Tech's No. 5 scorer in ACC games (6.1 ppg), while averaging 3.6 rebounds and hitting 47.2 percent of his field goals
- Grew four inches and added 40 pounds after his sophomore year in high school... Has a 6-foot, 11.25-inch wingspan
- First North Carolina native to sign with Tech since Anthony Morrow (Charlotte), who played at Tech from 2004-08 and was an eight-year NBA veteran

CAREER HIGHS

Points: 25, vs. Notre Dame -- 3/12/19
Rebounds: 8, 4 times
Assists: 5, Kennesaw State -- 12/28/18
Steals: 3, at Tennessee -- 11/13/18
Blocks: 4, Pittsburgh -- 2/20/19
FG made: 12, vs. Notre Dame -- 3/12/19
FG attempts: 18, vs. Notre Dame -- 3/12/19
3FG made: 1, 7 times
3FG attempts: 4, Virginia Tech -- 2/17/18
FT made: 3, Pittsburgh -- 2/20/19 ; at NC State -- 3/6/19
FT attempts: 7, Florida A&M -- 12/17/17
Minutes: 39, at NC State -- 3/6/19

WRIGHT GAME-BY-GAME STATISTICS

Opponent	Date	GS	Min	FG	FGA	Pct	3FG	FGA	Pct	FT	FTA	Pct	OR	DR	Tot	Avg	PFFO	A	TO	Blk	Stl	Pts	Avg		
LAMAR	11/9/18		17	4	6	.667	0	2	.000	0	1	.000	0	4	4	4.0	1	0	1	1	0	8	8.0		
at Tennessee	11/13/18		23	2	6	.333	1	2	.500	2	21	.000	2	1	3	3.5	2	0	1	2	0	3	7.5		
EAST CAROLINA	11/16/18	*	16	2	6	.333	1	11	.000	1	3	.333	2	4	6	4.3	1	0	2	1	0	6	7.0		
UTRGV	11/21/18	*	23	5	8	.625	0	0	.000	1	4	.250	0	4	4	4.3	1	0	1	0	1	11	8.0		
PRAIRIE VIEW	11/23/18	*	11	2	4	.500	0	1	.000	0	1	.000	0	2	2	3.8	0	0	0	0	0	4	7.2		
at Northwestern	11/28/18	*	16	0	4	.000	0	0	.000	1	2	.500	0	1	1	3.3	1	0	0	0	1	1	6.2		
vs St. John's	12/1/18	*	25	5	8	.625	0	2	.000	2	21	.000	1	2	3	3.3	2	0	1	0	1	12	7.0		
FLORIDA A&M	12/9/18	*	17	2	4	.500	0	1	.000	1	2	.500	1	3	4	3.4	2	0	2	0	1	5	6.8		
GARDNER-WEBB	12/17/18	*	18	2	8	.250	0	1	.000	0	0	.000	1	4	5	3.6	1	0	1	0	1	4	6.4		
at Arkansas	12/19/18	*	17	1	6	.167	0	1	.000	2	4	.500	1	3	4	3.6	0	0	1	0	1	4	6.2		
GEORGIA	12/22/18	*	23	3	6	.500	0	0	.000	1	11	.000	0	4	4	3.6	2	0	1	1	0	7	6.3		
KENNESAW STATE	12/28/18	*	23	5	8	.625	0	0	.000	0	0	.000	0	6	6	3.8	3	0	5	3	1	10	6.6		
USC UPSTATE	1/2/19	*	12	0	4	.000	0	1	.000	0	2	.000	0	2	2	3.7	1	0	0	1	0	0	6.1		
WAKE FOREST	1/5/19	*	20	3	7	.429	0	1	.000	0	0	.000	1	4	5	3.8	2	0	3	1	1	6	6.1		
VIRGINIA TECH	1/9/19	*	14	0	1	.000	0	0	.000	0	0	.000	0	4	4	3.8	1	0	1	2	0	0	5.7		
at Clemson	1/16/19	*	21	4	7	.571	0	2	.000	1	4	.250	0	4	4	3.8	2	0	1	1	0	9	5.9		
LOUISVILLE	1/19/19	*	21	3	5	.600	0	1	.000	1	2	.500	0	3	3	3.8	2	0	0	2	0	7	5.9		
NOTRE DAME	1/22/19	*	3	0	0	.000	0	0	.000	0	0	.000	0	0	0	3.6	0	0	2	0	0	0	5.6		
at Duke	1/26/19	*	7	1	11	.000	0	0	.000	0	0	.000	0	1	1	3.4	1	0	0	0	0	2	5.4		
NORTH CAROLINA	1/29/19	*	15	1	5	.200	0	0	.000	2	21	.000	0	4	4	3.5	1	0	0	0	0	4	5.4		
at Florida State	2/2/19	*	4	0	1	.000	0	0	.000	0	0	.000	0	2	2	3.4	1	0	0	0	1	0	5.1		
CLEMSON	2/6/19	*	2	0	0	.000	0	0	.000	0	0	.000	0	0	0	3.2	0	0	0	0	0	0	4.9		
at Virginia Tech	2/13/19	*	24	3	9	.333	1	2	.500	0	0	.000	0	2	2	3.2	1	0	1	1	0	7	5.0		
FLORIDA STATE	2/16/19	*	7	1	4	.250	0	1	.000	0	0	.000	0	1	1	3.1	0	0	1	0	0	2	4.8		
PITTSBURGH	2/20/19	*	27	2	9	.222	0	1	.000	3	4	.750	4	3	7	3.2	3	0	2	2	4	0	7	4.9	
at Miami	2/23/19	*	27	9	13	.692	1	11	.000	0	0	.000	2	3	5	3.3	2	0	2	1	0	19	5.5		
at Virginia	2/27/19	*	28	3	7	.429	0	1	.000	0	2	.000	2	5	7	3.4	2	0	1	2	1	2	6	5.5	
BOSTON COLLEGE	3/3/19	*	21	5	9	.556	0	1	.000	3	1	4	3.5	1	0	3.5	1	0	3	0	0	10	5.6		
at NC State	3/6/19	*	39	7	11	.636	1	11	.000	3	4	.750	1	7	8	3.6	0	0	2	2	0	18	6.1		
vs. Notre Dame	3/12/19	*	35	12	18	.667	0	0	.000	1	2	.500	2	5	7	3.7	1	0	3	1	2	1	25	6.7	
Totals			21	556	87	185	.470	0	0	.000	22	45	.489	23	89	112	3.7	37	0	23	34	19	13	201	6.7

11 • Evan Jester • F • 6-6 • 191 • So.

- All-state wing forward from suburban Atlanta and one of the top prep programs in the state of Georgia who joined the Yellow Jackets' program as a non-scholarship player for the fall 2017 term
- Played four seasons of basketball at Sandy Creek High School, helping lead the Patriots to a 23-8 record and a berth in the semifinals of the Georgia state AAAA playoffs
- Named to the Georgia Athletic Coaches Association AAAA all-state team and all-region player of the year, also to the all-state team named by Hoopseen

CAREER HIGHS

Points: 1, Florida A&M -- 12/17/17
Rebounds: 1, UTRGV -- 11/21/18
FG attempts: 1, Florida A&M -- 12/17/17
3FG attempts: 1, Florida A&M -- 12/17/17
FT made: 1, Florida A&M -- 12/17/17
FT attempts: 2, UTRGV -- 11/21/18
Minutes: 2, Florida A&M -- 12/17/17 ; East Carolina -- 11/16/18

JESTER GAME-BY-GAME STATISTICS

Opponent	Date	GS	Min	FG	FGA	Pct	3FG	FGA	Pct	FT	FTA	Pct	OR	DR	Tot	Avg	PFFO	A	TO	Blk	Stl	Pts	Avg
EAST CAROLINA	11/16/18		2	0	0	.000	0	0	.000	0	0	.000	0	0	0	0.0	0	0	1	0	0	0	0.0
UTRGV	11/21/18		1	0	0	.000	0	0	.000	0	2	.000	0	1	1	0.5	0	0	0	0	0	0	0.0
Totals			0	3	0	.000	0	0	.000	0	2	.000	0	1	1	0.5	0	0	0	1	0	0	0.0

45 • Shaheed Medlock • G • 6-5 • 196 • Jr.

- Non-athletic-scholarship player who enrolled at Tech and joined the basketball program in the summer of 2016 ... Was not on the team in 2017-18, but returned this fall ...
- Attending Tech on a Bill Gates Millennium Scholarship
- Earned a reputation as an outstanding defensive player in high school

CAREER HIGHS

Points: 2, Tusculum -- 2/7/17
Rebounds: 1, vs TCU -- 3/30/17
FG made: 1, Tusculum -- 2/7/17
FG attempts: 3, Tusculum -- 2/7/17
Minutes: 4, Tusculum -- 2/7/17

MEDLOCK GAME-BY-GAME STATISTICS

Opponent	Date	GS	Min	FG	FGA	Pct	3FG	FGA	Pct	FT	FTA	Pct	OR	DR	Tot	Avg	PFFO	A	TO	Blk	Stl	Pts	Avg
EAST CAROLINA	11/16/18		1	0	0	.000	0	0	.000	0	0	.000	0	0	0	0.0	0	0	0	0	0	0	0.0
KENNESAW STATE	12/28/18		1	0	0	.000	0	0	.000	0	0	.000	0	0	0	0.0	1	0	0	0	0	0	0.0
at Florida State	2/2/19		0	0	0	.000	0	0	.000	0	0	.000	0	0	0	0.0	0	0	0	0	0	0	0.0
Totals			0	2	0	.000	0	0	.000	0	0	.000	0	0	0	0.0	1	0	0	0	0	0	0.0

55 • Malachi Rice • G • 6-0 • 186 • So.

- Left-handed point guard who played four years, lettering in three, on the varsity team at Brebeuf Jesuit Preparatory School ... Led Brebeuf to Circle City Conference championships twice
- Older brother Solomon is a distance runner on the track team at Columbia University ... Twin brother Isaiah is a freshman walk-on basketball player at Vanderbilt ... His uncle, Kenneth Rice, played basketball at Alabama from 1988-91

CAREER HIGHS

FG attempts: 1, UTRGV -- 11/21/18
Minutes: 2, Florida A&M -- 12/17/17

RICE GAME-BY-GAME STATISTICS

Opponent	Date	GS	Min	FG	FGA	Pct	3FG	FGA	Pct	FT	FTA	Pct	OR	DR	Tot	Avg	PFFO	A	TO	Blk	Stl	Pts	Avg
EAST CAROLINA	11/16/18		1	0	0	.000	0	0	.000	0	0	.000	0	0	0	0.0	1	0	0	0	0	0	0.0
UTRGV	11/21/18		1	0	1	.000	0	0	.000	0	0	.000	0	0	0	0.0	0	0	0	0	0	0	0.0
Totals			0	2	0	1.000	0	0	.000	0	0	.000	0	0	0	0.0	1	0	0	0	0	0	0.0

MISCELLANEOUS

Starting Lineups

Game	C	F	G/F	G	G
N9 LAMAR	Gueye	Cole	Haywood II	Phillips	Alvarado
N13 at Tennessee	Gueye	Cole	Haywood II	Phillips	Alvarado
N16 EAST CAROLINA	Gueye	Wright	Haywood II	Phillips	Alvarado
N21 UT RIO GRANDE VALLEY	Gueye	Wright	Haywood II	Phillips	Alston
N23 PRAIRIE VIEW A&M	Gueye	Wright	Haywood II	Phillips	Alvarado
N28 at Northwestern	Gueye	Wright	Haywood II	Phillips	Alvarado
D1 vs. St. John's	Banks III	Wright	Haywood II	Alston	Alvarado
D9 FLORIDA A&M	Banks III	Wright	Haywood II	Alston	Alvarado
D17 GARDNER-WEBB	Banks III	Wright	Haywood II	Alston	Alvarado
D19 at Arkansas	Banks III	Wright	Moore	Devoe	Alvarado
D22 GEORGIA	Banks III	Wright	Moore	Devoe	Alvarado
D28 KENNESAW STATE	Banks III	Wright	Moore	Devoe	Alvarado
J2 USC UPSTATE	Banks III	Wright	Moore	Devoe	Alvarado
J5 WAKE FOREST	Banks III	Wright	Moore	Devoe	Alvarado
J9 VIRGINIA TECH	Banks III	Wright	Moore	Devoe	Alvarado
J12 at Syracuse	Banks III	Gueye	Haywood II	Devoe	Alvarado
J16 at Clemson	Banks III	Cole	Haywood II	Devoe	Alvarado
J19 LOUISVILLE	Banks III	Wright	Haywood II	Devoe	Moore
J22 NOTRE DAME	Banks III	Gueye	Haywood II	Devoe	Alvarado
J26 at Duke	Banks III	Gueye	Haywood II	Devoe	Alvarado
J29 NORTH CAROLINA	Banks III	Gueye	Haywood II	Devoe	Alvarado
F2 at Florida State	Banks III	Gueye	Haywood II	Devoe	Alvarado
F6 CLEMSON	Banks III	Gueye	Moore	Devoe	Alvarado
F10 at Notre Dame	Banks III	Gueye	Haywood II	Devoe	Alvarado
F13 at Virginia Tech	Banks III	Alston	Haywood II	Devoe	Alvarado
F16 FLORIDA STATE	Banks III	Wright	Sjolund	Devoe	Alvarado
F20 PITTSBURGH	Banks III	Wright	Sjolund	Devoe	Alvarado
F23 at Miami	Banks III	Wright	Sjolund	Devoe	Alvarado
F27 at Virginia	Banks III	Wright	Sjolund	Devoe	Alvarado
M3 BOSTON COLLEGE	Banks III	Wright	Haywood II	Devoe	Alvarado
M6 at NC State	Banks III	Wright	Moore	Devoe	Alvarado
M12 vs. Notre Dame	Banks III	Wright	Moore	Devoe	Alvarado

Specialty Stats (GT/Opp)

Game	Paint	OffTO	2ndCh	FBreak	Bench
N9 LAMAR	38/30	22/19	11/15	16/21	41/27
N13 at Tennessee	20/22	12/6	11/10	0/4	34/4
N16 EAST CAROLINA	24/28	23/19	8/8	19/18	35/24
N21 UT RIO GRANDE VALLEY	30/16	24/4	5/9	19/3	31/16
N23 PRAIRIE VIEW A&M	36/22	20/10	2/5	15/6	25/9
N28 at Northwestern	32/26	13/17	12/14	9/13	27/12
D1 vs. St. John's	38/28	7/13	8/10	12/11	11/2
D9 FLORIDA A&M	32/16	31/10	7/6	17/11	36/17
D17 GARDNER-WEBB	36/48	6/9	14/10	19/9	8/20
D19 at Arkansas	30/26	13/23	15/3	11/11	10/14
D22 GEORGIA	32/38	14/11	15/6	13/17	14/26
D28 KENNESAW STATE	50/14	27/13	6/0	28/14	45/33
J2 USC UPSTATE	46/24	11/17	5/10	22/14	45/24
J5 WAKE FOREST	34/28	14/16	9/15	15/20	31/10
J9 VIRGINIA TECH	18/20	14/19	1/7	10/14	18/7
J12 at Syracuse	36/16	17/28	8/11	11/9	8/9
J16 at Clemson	32/26	9/17	2/6	2/4	18/10
J19 LOUISVILLE	34/38	10/16	2/5	8/24	5/25
J22 NOTRE DAME	32/24	16/12	9/18	12/8	7/22
J26 at Duke	40/38	9/24	11/13	8/7	12/5
J29 NORTH CAROLINA	36/22	11/20	9/1	15/24	14/24
F2 at Florida State	28/16	10/13	12/4	4/6	15/25
F6 CLEMSON	14/30	6/14	6/15	7/12	11/5
F10 at Notre Dame	30/24	5/9	7/20	1/10	14/5
F13 at Virginia Tech	22/24	9/17	11/9	2/13	21/11
F16 FLORIDA STATE	12/28	4/9	2/4	19/27	7/35
F20 PITTSBURGH	28/20	11/13	9/13	4/12	18/37
F23 at Miami	34/32	13/14	9/22	13/10	9/12
F27 at Virginia	26/42	9/15	2/12	4/3	7/18
M3 BOSTON COLLEGE	44/48	7/14	19/16	10/4	9/9
M6 at NC State	44/24	9/9	2/20	12/9	2/28
M12 vs. Notre Dame	40/26	10/4	11/16	0/2	10/14
Georgia Tech averages	32.1	13.0	8.1	11.2	18.7
Opponent averages	27.0	14.2	10.3	11.6	16.8

Miscellaneous

Opponent	Uniform Color	Tip	Large Lead	Large Deficit	Ties	Lead Changes	GT Led	Opp Led	Game Tied	1st GT Subs	On the Floor at the End
N9 LAMAR	White	LU	28	--	--	--	37:37	--	2:23	Alston for Haywood, 14:28-1st	Alston, Alvarado, Devoe, Haywood II, Wright
N13 at Tennessee	Navy	UT	2	15	1	1	0:56	37:20	1:44	Alston, Devoe, Ogbonda, Wright -- 15:58-1st	Alston, Devoe, Moore, Ogbonda, Sjolund
N16 EAST CAROLINA	White	ECU	32	5	2	5	29:31	9:03	1:26	Alston, Banks, Devoe -- 15:04-1st	Jester, Medlock, Ogbonda, Rice, Schafer
N21 UTRGV	White	GT	35	--	--	--	38:35	--	1:25	Alvarado, Banks, Devoe -- 14:08-1st	Jester, Moore, Ogbonda, Schafer, Sjolund
N23 PRAIRIE VIEW A&M	White	GT	11	10	2	1	10:36	26:54	2:30	Alston, Banks -- 16:48-1st	Alvarado, Alston, Haywood II, Gueye, Banks
N28 at Northwestern	White	NU	--	28	1	--	--	38:27	1:33	Banks - 19:09-1st	Alston, Alvarado, Devoe, Moore, Gueye
D1 vs. St. John's	White	GT	16	8	2	3	23:30	15:39	0:51	Devoe, Gueye, Moore -- 14:21-1st	Alston, Alvarado, Phillips, Wright, Banks III
D9 FLORIDA A&M	White	FAMU	35	--	1	--	37:33	--	2:27	Gueye -- 15:56-1st	Cole, Gueye, Ogbonda, Phillips, Sjolund
D17 GARDNER-WEBB	White	GT	4	13	4	7	3:43	33:21	2:56	Devoe, Moore, Gueye -- 14:40-1st	Alvarado, Alston, Devoe, Moore, Banks III
D19 at Arkansas	Gold	ARK	11	5	5	11	23:38	11:45	4:37	Alston, Gueye -- 14:07-1st	Alston, Alvarado, Devoe, Moore, Banks III
D22 GEORGIA	White*	UGA	--	16	2	--	--	35:49	4:11	Alston -- 14:50-1st	Alvarado, Alston, Devoe, Haywood II, Banks III
D28 KENNESAW STATE	White	GT	36	--	--	--	38:02	--	1:58	Haywood II -- 12:44-1st	Cole, Medlock, Phillips, Sjolund, Ogbonda
J2 USC UPSTATE	White	GT	19	4	3	7	29:57	5:51	4:12	Alston, Gueye -- 16:57-1st	Alston, Cole, Phillips, Sjolund, Wright
J5 WAKE FOREST	White	GT	14	--	--	1	38:50	--	1:10	Alston, Haywood, Gueye -- 13:03-1st	Alvarado, Devoe, Moore, Cole, Banks III
J9 VIRGINIA TECH	White	GT	2	10	2	3	0:44	36:56	2:50	Alston -- 18:23-1st	Alvarado, Devoe, Alston, Gueye, Banks III
J12 at Syracuse	Gold	GT	18	5	4	7	25:39	9:02	5:19	Cole, Moore -- 13:01-1st	Alvarado, Haywood II, Moore, Cole, Banks III
J16 at Clemson	White	GT	--	19	--	--	--	39:42	0:18	Wright -- 18:26-1st	Cole, Moore, Ogbonda, Sjolund, Wright
J19 LOUISVILLE	White*	GT	2	38	1	1	0:22	38:24	1:14	Phillips -- 17:47-1st	Phillips, Moore, Sjolund, Wright, Ogbonda
J22 NOTRE DAME	White	GT	11	2	6	8	30:20	6:39	3:01	Cole, Moore, Phillips, Wright -- 10:42-1st	Alvarado, Devoe, Moore, Gueye, Banks III
J26 at Duke	Navy	DU	18	8	4	4	7:03	30:01	2:01	Ogbonda -- 16:12-1st	Haywood, Phillips, Ogbonda, Sjolund, Wright
J29 NORTH CAROLINA	Gold	GT	3	30	1	3	1:05	35:17	3:38	Moore -- 14:57-1st	Gueye, Haywood, Moore, Ogbonda, Sjolund
F2 at Florida State	Navy	GT	6	12	5	5	7:23	27:51	4:46	Alston, Moore, Wright -- 14:40-1st	Alston, Devoe, Haywood, Phillips, Cole
F6 CLEMSON	White#	GT	3	25	2	3	1:12	36:55	2:53	Cole, Haywood -- 13:37-1st	Phillips, Moore, Sjolund, Wright, Gueye
F10 at Notre Dame	Gold	GT	9	13	3	3	18:44	17:21	3:55	Moore -- 13:25-1st	Alvarado, Devoe, Haywood II, Gueye, Banks III
F13 at Virginia Tech	Navy	VT	5	12	2	4	7:50	30:47	1:23	Sjolund, Wright -- 12:41-1st	Alvarado, Alston, Devoe, Sjolund, Banks III
F16 FLORIDA STATE	White#	FS	1	27	1	4	1:20	37:18	1:22	Alston -- 14:52-1st	Alvarado, Moore, Sjolund, Gueye, Banks III
F20 PITTSBURGH	White	GT	18	1	1	2	37:22	0:20	2:18	Haywood -- 13:16-1st	Alston, Alvarado, Haywood II, Wright, Gueye
F23 at Miami	Gold	GT	--	20	--	--	--	39:19	0:41	Alston, Haywood, Gueye -- 14:43-1st	Alvarado, Devoe, Cole, Wright, Gueye
F27 at Virginia	Gold	VA	4	30	1	6	3:29	36:12	0:19	Gueye -- 14:17-1st	Alvarado, Haywood II, Moore, Cole, Banks III
M3 BOSTON COLLEGE	Navy	BC	9	8	7	7	26:20	13:19	5:21	Moore, Gueye -- 13:13-1st	Alvarado, Devoe, Haywood II, Moore, Gueye
M6 at NC State	Gold	GT	8	5	2	6	30:44	8:07	1:09	Alston, Gueye -- 10:23-1st	Alvarado, Devoe, Moore, Wright, Banks III
M12 vs. Notre Dame	White	ND	5	21	2	3	4:52	33:36	1:32	Gueye -- 15:31-1st half	Alvarado, Devoe, Moore, Wright, Banks III

*Winter white uniform, #Harlem Renaissance uniform

ROSTER AT-A-GLANCE

NUMERICAL

No.	Name	Pos.	Ht.	Wt.	Cl.	Exp.	Hometown (High School/College)
0	Michael Devoe	G	6-4	188	Fr.	HS	Orlando, Fla. (Montverde Academy)
1	James Banks III	F	6-9	243	Jr.	TR	Decatur, Ga. (La Lumiere School, LaPorte, Ind.)/Texas)
2	Shembari Phillips	G	6-3	202	Jr.	TR	Atlanta, Ga. (Wheeler HS/Tennessee)
3	Evan Cole	F	6-9	217	So.	1VL	Cumming, Ga. (South Forsyth HS)
4	Brandon Alston	G	6-5	203	r-Sr.*	1VL	Vienna, Va. (Herndon HS/Lehigh)
5	Moses Wright	F	6-9	221	So.	1VL	Raleigh, N.C. (William G. Enloe HS)
10	Jose Alvarado	G	6-0	176	So.	1VL	Brooklyn, N.Y. (Christ the King HS)
11	Evan Jester	F	6-6	191	So.	1VL	Fayetteville, Ga. (Sandy Creek HS)
12	Khalid Moore	F	6-6	200	Fr.	HS	Briarwood, N.Y. (Archbishop Molloy HS)
13	Curtis Haywood II	G	6-5	202	So.	1VL	Oklahoma City, Okla. (Mustang HS/Brewster Academy, N.H.)
24	Sylvester Ogbonda	F	6-10	237	r-Jr.	2VL	Port Harcourt, Nigeria (National Christian Academy, Fort Washington, Md.)
34	Abdoulaye Gueye	F	6-9	217	r-Sr.	3VL	Dakar, Senegal (Central Park Christian/Birmingham, Ala.)
35	Kristian Sjolund	F	6-7	200	Fr.	HS	Kongsberg, Norway (Obra D. Tompkins HS)
45	Shaheed Medlock	G	6-5	196	Jr.	1VL	Waycross, Ga. (Ware County)
55	Malachi Rice	G	6-0	186	So.	1VL	Indianapolis, Ind. (Brebeuf Jesuit Preparatory School)

ALPHABETICAL

No.	Name	Pos.	Ht.	Wt.	Cl.	Exp.	Hometown (High School/College)
4	Brandon Alston	G	6-5	203	r-Sr.*	1VL	Vienna, Va. (Herndon HS/Lehigh)
10	Jose Alvarado	G	6-0	176	So.	1VL	Brooklyn, N.Y. (Christ the King HS)
1	James Banks III	F	6-9	243	Jr.	TR	Decatur, Ga. (La Lumiere School, LaPorte, Ind.)/Texas)
3	Evan Cole	F	6-9	217	So.	1VL	Cumming, Ga. (South Forsyth HS)
0	Michael Devoe	G	6-4	188	Fr.	HS	Orlando, Fla. (Montverde Academy)
34	Abdoulaye Gueye	F	6-9	217	r-Sr.	3VL	Dakar, Senegal (Central Park Christian-Birmingham, Ala.)
13	Curtis Haywood II	G	6-5	202	So.	1VL	Oklahoma City, Okla. (Mustang HS/Brewster Academy, N.H.)
11	Evan Jester	F	6-6	191	So.	1VL	Fayetteville, Ga. (Sandy Creek HS)
45	Shaheed Medlock	G	6-5	196	Jr.	1VL	Waycross, Ga. (Ware County)
12	Khalid Moore	F	6-6	200	Fr.	HS	Briarwood, N.Y. (Archbishop Molloy HS)
24	Sylvester Ogbonda	F	6-10	237	r-Jr.	2VL	Port Harcourt, Nigeria (National Christian Academy, Fort Washington, Md.)
2	Shembari Phillips	G	6-3	202	Jr.	TR	Atlanta, Ga. (Wheeler HS/Tennessee)
55	Malachi Rice	G	6-0	186	So.	1VL	Indianapolis, Ind. (Brebeuf Jesuit Preparatory School)
35	Kristian Sjolund	F	6-7	200	Fr.	HS	Kongsberg, Norway (Obra D. Tompkins HS)
5	Moses Wright	F	6-9	221	So.	1VL	Raleigh, N.C. (William G. Enloe HS)

*graduate student

Head Coach: Josh Pastner (Arizona, 1997), 3rd season

Assistant Coaches:

Eric Reveno (Stanford, 1989), 3rd season

Julian Swartz (Carroll College, 2005), 3rd season

Anthony Wilkins (Kent State, 2013), 1st season

Director of Operations: Tyler Benson (St. Bonaventure, 2009), 3rd season

Director of Player Personnel: Mario West (Georgia Tech, 2007), 3rd season

Director of Scouting: Hayden Sheridan (Arizona, 2016), 1st season

Athletic Trainer: Richard Stewart (Salisbury, 2005), 12th season

Player Development Coach: Dan Taylor (Franklin Pierce, 2002), 3rd season

Pronunciations

Jose Alvarado	AL-vuh-ROD-oh
Abdoulaye Gueye	ahb-doo-LYE gay
Khalid Moore	kuh-LEED
Sylvester Ogbonda	oh-BOND-uh
Shembari Phillips	shem-BAR-ee
Eric Reveno	REV-uh-no
Malachi Rice	MAL-uh-ky
Kristian Sjolund	SHO-lund

BY CLASS

Freshmen: Michael Devoe, Khalid Moore, Kristian Sjolund

Sophomores: Jose Alvarado, Evan Cole, Curtis Haywood II, Evan Jester, Malachi Rice, Moses Wright

Juniors: James Banks (transfer), Shaheed Medlock, Sylvester Ogbonda (r), Shembari Phillips

Seniors: Brandon Alston (grad.), Abdoulaye Gueye (r)

BY STATE/COUNTRY

Florida: Michael Devoe

Georgia: James Banks, Evan Cole, Evan Jester, Shaheed Medlock, Shembari Phillips

Indiana: Malachi Rice

New York: Jose Alvarado, Khalid Moore

Nigeria: Sylvester Ogbonda

North Carolina: Moses Wright

Norway: Kristian Sjolund

Oklahoma: Curtis Haywood II

Senegal: Abdoulaye Gueye

Norway: Kristian Sjolund

Virginia: Brandon Alston

BY BIRTHDATE

January 11, 1996 Sylvester Ogbonda

January 16, 1998 James Banks III

March 5, 1999 Evan Jester

March 6, 1999 Malachi Rice

March 21, 1997 Shembari Phillips

April 12, 1998 Jose Alvarado

May 10, 1995 Brandon Alston

May 11, 1999 Evan Cole

July 29, 2000 Khalid Moore

September 10, 1999 Kristian Sjolund

September 24, 1997 Curtis Haywood II

October 13, 1997 Shaheed Medlock

November 24, 1994 Abdoulaye Gueye

December 17, 1999 Michael Devoe

December 23, 1998 Moses Wright

BY MAJOR

Economics: Brandon Alston (Masters), Malachi Rice

Business Administration: Evan Cole, Michael Devoe, Abdoulaye Gueye, Curtis Haywood II, Evan Jester, Sylvester Ogbonda, Moses Wright

Computer Science: Shaheed Medlock

History, Science & Technology: Shembari Phillips

Industrial Design: Kristian Sjolund

Literature, Media & Communication: Jose Alvarado

Undecided Engineering: Khalid Moore

Psychology: Justin Moore

BY HEIGHT

6-0 Jose Alvarado, Malachi Rice

6-3 Shembari Phillips

6-4 Michael Devoe

6-5 Brandon Alston, Curtis Haywood II, Shaheed Medlock

6-6 Evan Jester, Khalid Moore

6-7 Kristian Sjolund

6-8 James Banks

6-9 Evan Cole, Abdoulaye Gueye, Moses Wright

6-10 Sylvester Ogbonda

RADIO/TV ROSTER



Brandon Alston
G • 6-5 • Sr. (Grad.)

4



Jose Alvarado
G • 6-0 • So.

10



James Banks III
G • 6-9 • Jr.

1



Evan Cole
F • 6-9 • So.

3



Michael Devoe
G • 6-4 • Fr.

0



Abdoulaye Gueye
F • 6-9 • r-Sr.

34



Curtis Haywood II
G • 6-5 • So.

13



Evan Jester
F • 6-6 • So.

11



Shaheed Medlock
G • 6-5 • Jr.

45



Khalid Moore
F • 6-6 • Fr.

12



Sylvester Ogbonda
F • 6-10 • r-Jr.

24



Shembari Phillips
G • 6-3 • r-Jr.



Malachi Rice
G • 6-0 • So.

55



Kristian Sjolund
G • 6-7 • Fr.

35



Moses Wright
F • 6-9 • So.

5



Josh Pastner
Head Coach



Eric Reveno
Assistant Coach



Julian Swartz
Assistant Coach



Anthony Wilkins
Assistant Coach



Tyler Benson
Director of Operations



Mario West
Director of Player Personnel



Hayden Sheridan
Video Coordinator

BROADCAST MEDIA CHEAT SHEET



0

MICHAEL DEVOE

Yr	GP/GS	PPG	RPG	APG	FG%	3FG%	FT%
2018-19	32/23	9.7	3.3	2.5	.401	.393	.710
Career	32/23	9.7	3.3	2.5	.401	.393	.710
Season High		Pts: 22	Reb: 8	Ast: 7	Min: 45		
Career High		Pts: 22	Reb: 8	Ast: 7	Min: 45		

Freshman • Guard • 6-4 • 188 • Orlando, Fla./Montverde Academy

- 15 double-digit scoring games as a freshman, 2nd on team in assists and steals, 32 3s vs. ACC most on team
- 10.4 ppg, 43.8% 3pt, 3.7 rpg, 2.8 apg in ACC games; 22 pts at VT, 20 vs. BC
- Started Tech's last 23 games (1st start Dec. 19 at Arkansas)
- Posted Tech's highest 3pt percentage (39.3) for the season, 46.9 pct. over final 15 games



1

JAMES BANKS III

Yr	GP/GS	PPG	RPG	BK/G	FG%	3FG%	FT%
2018-19	31/26	10.5	7.7	2.5	.564	.000	.680
Career	77/26	5.2	4.5	1.7	.553	.000	.632
Season High		Pts: 24	Reb: 14	Blk: 7	Min: 38		
Career High		Pts: 24	Reb: 14	Blk: 7	Min: 38		

Junior • Forward/Center • 6-9 • 243 • Decatur, Ga./Texas

- ACC All-Defensive team; Tech's No. 2 scorer, top rebounder and shot-blocker
- Double-doubles in 7 games ... Vs. ACC: 11.4 ppg, 7.1 rpg, 55% FG, 2.56 blk/g (#1 in ACC, #11 NCAA)
- Last 4 games: 15.0 ppg, 9.0 rpg, 26-35 FG, 8-11 FT
- 7-foot, 5.35-inch wingspan; 9-foot, 3.5-inch reach; transfer from Texas, granted immediately eligibility on Nov. 13




2

SHEMBARI PHILLIPS

Yr	GP/GS	PPG	RPG	APG	FG%	3FG%	FT%
2018-19	20/6	2.1	1.1	0.8	.326	.182	.778
Career	84/30	4.9	2.1	1.2	.387	.339	.771
Season High		Pts: 10	Reb: 4	Ast: 4	Min: 25		
Career High		Pts: 23	Reb: 7	Ast: 7	Min: 38		

Junior • Guard • 6-3 • 243 • Atlanta, Ga./Tennessee

- Started first 6 games of the season, hit 32.6 percent from the floor, 4-22 on 3s; 55 mins last 10 games
- Scored 10 points with 4 assists in his Tech debut vs. Lamar
- Missed ND, VT games with the flu
- Part-time starter in 2 seasons at Tennessee (64 games, 24 starts); attended Wheeler HS in Marietta, Ga.




3

EVAN COLE

Yr	GP/GS	PPG	RPG	APG	FG%	3FG%	FT%
2018-19	18/3	4.1	2.5	0.6	.433	.200	.692
Career	42/10	3.6	2.5	0.5	.447	.238	.596
Season High		Pts: 16	Reb: 5	Ast: 2	Min: 36		
Career High		Pts: 16	Reb: 10	Ast: 2	Min: 36		

Sophomore • Forward • 6-9 • 217 • Cumming, Ga./South Forsyth HS

- Missed 7 games recovering from sprained left ankle suffered in Tennessee game, returned vs. KSU 12/28
- Averaged 5.3 ppg, 3.0 rpg, 25-47 FG in 12 games before missing 3 with the flu
- In ACC games: 12.5 mpg in 12 games, 3.2 ppg, 2.6 rpg
- Stepmom is in Georgia Tech Sports Hall of Fame - softball pitcher Jessica Sallinger Cole



4

BRANDON ALSTON

Yr	GP/GS	PPG	RPG	APG	FG%	3FG%	FT%
2018-19	26/5	7.0	1.7	1.0	.462	.389	.837
Career	120/35	6.0	1.8	1.1	.420	.364	.748
Season High		Pts: 20	Reb: 6	Ast: 5	Min: 38		
Career High		Pts: 20	Reb: 6	Ast: 5	Min: 38		

Senior (Grad.) • Guard • 6-5 • 203 • Vienna Va./Lehigh

- Double figures in 9 games (15 over his 2 seasons at Tech) ... 4.2 ppg, 43.6% FG in ACC games
- Made his last 12 FT, 22-of-23 dating back to Dec. 1 vs St. John's (no FT last 4 games)
- Finished collegiate career with 718 points, 356 at Tech
- Finishing Master's degree in economics in May




5

MOSES WRIGHT

Yr	GP/GS	PPG	RPG	APG	FG%	3FG%	FT%
2018-19	30/21	6.7	3.7	0.8	.470	.208	.489
Career	55/31	5.3	3.6	0.7	.408	.127	.513
Season High		Pts: 25	Reb: 8	Ast: 5	Min: 39		
Career High		Pts: 25	Reb: 8	Ast: 5	Min: 39		

Sophomore • Forward • 6-9 • 221 • Raleigh, N.C./William G. Enloe HS

- Started 21 games at big forward spot, 10 ACC starts (incl. tournament); 6.1 ppg, 3.6 rpg, 47.2% FG vs. ACC
- Had 7 double-digit scoring games, 4 in last 5 games (15.6 ppg, 62.1% FG, 6.2 rpg)
- Last 8 games of season: 26 mpg, 11.8 ppg
- Has 6-foot-11 wingspan, gained four inches and 40 pounds after sophomore year of high school




10

JOSE ALVARADO

Yr	GP/GS	PPG	RPG	APG	FG%	3FG%	FT%
2018-19	31/30	12.5	3.9	3.4	.392	.286	.743
Career	56/55	12.3	3.8	3.3	.414	.321	.769
Season High		Pts: 29	Reb: 9	Ast: 7	Min: 40		
Career High		Pts: 29	Reb: 9	Ast: 7	Min: 45		

Sophomore • Guard • 6-0 • 174 • Brooklyn, N.Y./Christ the King HS

- Led Tech in scoring, assists, steals (7th in ACC in steals)
- 12.5 ppg, 3.9 rpg, 3.6 apg, 37.6% FG, 32.1% 3pt, 76.9% FT vs. ACC
- Last 6 regular-season games: 18.3 ppg, 49.3% FG, 12-30 3pt FG, 24 assists, 12 steals
- Ironman guard who ranked 6th in ACC in average minutes vs. ACC teams (36.2)



12

KHALID MOORE

Yr	GP/GS	PPG	RPG	APG	FG%	3FG%	FT%
2018-19	31/10	4.2	1.5	1.2	.482	.318	.656
Career	31/10	4.2	1.5	1.2	.482	.318	.656
Season High		Pts: 14	Reb: 4	Ast: 3	Min: 34		
Career High		Pts: 14	Reb: 4	Ast: 3	Min: 34		

Freshman • Forward • 6-6 • 200 • Briarwood, N.Y./Archbishop Molloy HS

- Played in every ACC game, 16.4 mpg; started 10 games overall
- 10 pts, 3 reb, 3 ast, 34 mins in 1st career start at Arkansas, career-high 14 points vs. FAMU
- Hit 48.2% of his FG tries (47.2% in ACC games), 7-of-22 3pt FG
- Attended alma mater of legendary Tech guard Kenny Anderson, played on same AAU team as Jose Alvarado




13

CURTIS HAYWOOD II

Yr	GP/GS	PPG	RPG	APG	FG%	3FG%	FT%
2018-19	29/19	5.6	2.7	2.0	.357	.276	.760
Career	44/26	5.5	2.8	2.1	.365	.302	.791
Season High		Pts: 18	Reb: 7	Ast: 7	Min: 38		
Career High		Pts: 18	Reb: 8	Ast: 7	Min: 38		

Sophomore • Guard • 6-5 • 202 • Oklahoma City, Okla./Brewster Academy

- Missed final 2 games left ankle injury
- Third on team in assists, 27.6% on 3s (116 attempts, 2nd most on team)
- 3.7 ppg, 19.3% 3pt FG in ACC games ... 5-for-44 3pt last 13 games (2-4 vs. Pitt), 8-18 in 4 games before
- Scored 15 (6-10 FG) with career-high 7 assists at Syracuse




24

SYLVESTER OGBONDA

Yr	GP/GS	PPG	RPG	BK/G	FG%	3FG%	FT%
2018-19	10/0	1.8	1.7	0.3	.333	.000	.600
Career	42/0	1.5	1.1	0.3	.440	.000	.586
Season High		Pts: 7	Reb: 9	Blk: 2	Min: 23		
Career High		Pts: 8	Reb: 9	Blk: 3	Min: 23		

Junior-R • Center • 6-10 • 237 • Port Harcourt, Nigeria/National Christian Academy

- Played 23 minutes vs. Lamar, set career highs with 7 points, 9 rebounds (18 minutes in 4 games)
- Tripled his total minutes (63 to 21) over last season ... 11 minutes in 2 games w/ Gueye out
- Minutes diminished since Banks became eligible (20 total in 3 games)
- Graduating in May, 2019, will use final year of eligibility as a grad transfer elsewhere




34

ABDOULAYE GUEYE

Yr	GP/GS	PPG	RPG	BK/G	FG%	3FG%	FT%
2018-19	30/13	6.6	3.7	0.9	.519	.222	.596
Career	89/39	4.6	3.4	0.8	.484	.167	.568
Season High		Pts: 16	Reb: 8	Blk: 3	Min: 37		
Career High		Pts: 16	Reb: 9	Blk: 5	Min: 39		

Senior-R • Forward • 6-9 • 217 • Dakar, Senegal/Central Park Christian

- Long wiry player who can play the "4" or the "5" positions, disruptive on defense and boards, improved passer
- Started 13 games this season, including seven ACC games
- Double figures in 7 ACC games - 8.1 ppg, 3.9 rpg, 51.9% FG, 12 ast, 14 blk, 10 steals
- Graduating in May, 2019



35

KRISTIAN SJÖLUND

Yr	GP/GS	PPG	RPG	APG	FG%	3FG%	FT%
2018-19	21/4	3.0	1.0	0.2	.357	.333	.800
Career	21/4	3.0	1.0	0.2	.357	.333	.800
Season High		Pts: 11	Reb: 6	Ast: 1	Min: 28		
Career High		Pts: 11	Reb: 6	Ast: 1	Min: 28		

Freshman • Forward • 6-7 • 200 • Kongsberg, Norway/Tompkins HS

- Versatile HS player with international experience, played in 21 games and started four
- Played 127 minutes in 6 games before BC (DNP), averaged 8.0 ppg (16-40 FG, 11-30 3pt combined)
- Born in Washington state, grew up on Kongsberg, Norway, played HS ball in Katy, Texas
- Played for Norway in 2015 FIBA U16 Championships, 2017 U18 Nordic Championship