

# GEORGIA TECH®

124<sup>TH</sup> SEASON • 31 NCAA REGIONAL APPEARANCES • 3 COLLEGE WORLD SERIES APPEARANCES • 9 ACC CHAMPIONSHIPS

2019 Official Game Notes | RamblinWreck.com | Contact: Andrew Clausen • aclausen@athletics.gatech.edu • (678) 764-0867

## GEORGIA TECH BY THE NUMBERS

Overall Record	17-8
ACC Record	5-4
at Russ Chandler Stadium	11-5
Road Games	6-3
Neutral Site Games	0-0
Streak	W1
Last 10 Games	7-3

## 2019 SCHEDULE / RESULTS

DATE	OPPONENT	TV	TIME/RESULT
Feb. 15	UIC	ACCNE	W, 6-3
Feb. 16	RICHMOND	ACCNE	L, 7-1
Feb. 16	WEST VIRGINIA	ACCNE	W, 5-4 (11)
Feb. 19	at Georgia Southern	ESPN+	PPD
Feb. 22	No. 3 UCLA	ACCNE	W, 4-3 (11)
Feb. 23	No. 3 UCLA	ACCNE	L, 8-2
Feb. 24	No. 3 UCLA	ACCNE	L, 6-0
Feb. 26	GEORGIA STATE	ACCNE	W, 7-3
Feb. 27	at Georgia State	PantherVision	W, 10-6
Mar. 1	NORTHWESTERN	ACCNE	W, 12-1
Mar. 2	NORTHWESTERN (DH-1)	ACCNE	W, 9-2
Mar. 2	NORTHWESTERN (DH-2)	ACCNE	L, 5-1
Mar. 5	at Kennesaw State	FB Live	W, 10-7
Mar. 6	KENNESAW STATE	ACCNE	W, 9-1
Mar. 8	at Miami (Fla.) *	ACCNE	W, 5-4 (10)
Mar. 9	at Miami (Fla.) *	ACCNE	L, 6-5
Mar. 10	at Miami (Fla.) *	ACCNE	L, 9-6
Mar. 12	GEORGIA SOUTHERN	ACCNE	W, 7-6
Mar. 15	VIRGINIA *	ACCNE	L, 9-8
Mar. 16	VIRGINIA *	ACCNE	W, 7-3
Mar. 17	VIRGINIA *	ACCNE	W, 6-5
Mar. 19	at Mercer	ESPN+	W, 14-8
Mar. 22	at No. 4 Louisville *	ACCNE	W, 3-1
Mar. 23	at No. 4 Louisville *	ACCNE	W, 4-0
Mar. 24	at No. 4 Louisville *	ACCNE	L, 5-4
Mar. 26	No. 4 GEORGIA	ACCNE	W, 11-2 (7)
Mar. 29	NOTRE DAME *	ACCNE	6 p.m.
Mar. 30	NOTRE DAME *	ACCNE	4 p.m.
Mar. 31	NOTRE DAME *	ACCNE	1 p.m.
Apr. 2	at Auburn	SEC+	7 p.m.
Apr. 5	NORTH CAROLINA *	ACCNE	6 p.m.
Apr. 6	NORTH CAROLINA *	ACCNE	4 p.m.
Apr. 7	NORTH CAROLINA *	ACCNE	1 p.m.
Apr. 9	at Georgia	SECN	7 p.m.
Apr. 12	at Boston College *	ACCNE	6 p.m.
Apr. 13	at Boston College *	ACCNE	2 p.m.
Apr. 14	at Boston College *	ACCNE	1 p.m.
Apr. 16	AUBURN	ACCNE	6 p.m.
Apr. 18	at Virginia Tech *	ACCNE	6 p.m.
Apr. 19	at Virginia Tech *	ACCNE	6 p.m.
Apr. 20	at Virginia Tech *	ACCNE	1 p.m.
Apr. 23	vs. Georgia (SunTrust Park)		7 p.m.
Apr. 26	CLEMSON *	ACCNE	7 p.m.
Apr. 27	CLEMSON *	ACCNE	4 p.m.
Apr. 28	CLEMSON *	ACCNE	1 p.m.
May 3	WESTERN CAROLINA	ACCNE	6 p.m.
May 4	WESTERN CAROLINA	ACCNE	4 p.m.
May 5	WESTERN CAROLINA	ACCNE	1 p.m.
May 10	at Duke *	ACCNE	6 p.m.
May 11	at Duke *	ACCNE	4 p.m.
May 12	at Duke *	ACCNE	1 p.m.
May 14	MERCER	ACCNE	6 p.m.
May 16	PITTSBURGH *	ACCNE	7 p.m.
May 17	PITTSBURGH *	ACCNE	6 p.m.
May 18	PITTSBURGH *	ACCNE	1 p.m.
May 21-26	2019 ACC Championships (Durham, N.C.)		TBA

## GAME 26-28: MARCH 29-31 vs. NOTRE DAME | ATLANTA, GA.



### NOTRE DAME FIGHTING IRISH

Record	10-12 (5-4 ACC)
Ranking	NR
Last Season	24-30 (12-18 ACC)
Head Coach	Mik Aoki
Career Record	444-498-2 (19th season)
Record at ND	234-235-1 (9th season)



### GEORGIA TECH YELLOW JACKETS

Record	17-8 (5-4 ACC)
Ranking	29 (CB)
Last Season	31-27 (14-16 ACC)
Head Coach	Danny Hall
Career Record	1,244-654-1 (32nd season)
Record at GT	1,036-540-1 (26th season)

### MATCHUP AT A GLANCE

ND	OFFENSE	GT	ND	PITCHING/DEFENSE	GT
.240	Batting Avg.	.290	5.34	ERA	3.74
.338	Slugging Pct.	.433	194.0	Innings Pitched	226.1
.341	On-Base Pct.	.388	2	Complete Games	1
.29	Doubles	.41	5	Saves	4
.2	Triples	.4	2.29	K/BB Ratio	3.22
.13	Home Runs	.25	.261	Opponent's Avg.	.250
.104	Walks	.129	.27	Errors	.23
.34-of-37	Stolen Bases-Attempts	.25-of-27	.12	Double Plays	.16

All-Time Series: Tied at 8-8 | Last 10 Meetings: Tied at 5-5

In Atlanta, Ga.: GT leads 8-5 | In South Bend, Ind.: ND leads 3-0 | Neutral: N/A

### PROBABLE PITCHERS

**FRI:** GT RHP Xzavion Curry (Jr., 3-0, 3.31 ERA) vs. ND LHP Tommy Sheehan (So., 3-2, 3.99 ERA)

**SAT:** GT LHP Connor Thomas (Jr., 3-1, 2.83 ERA) vs. ND LHP Cameron Brown (Jr., 1-2, 5.05 ERA)

**SUN:** GT LHP Brant Hurter (So., 1-2, 3.42 ERA) vs. ND RHP Cameron Junker (Jr., 1-2, 3.38 ERA)

### GAME COVERAGE

Date	TV/Stream	Play-by-Play	Analyst	Radio	Play-by-Play
Mar. 29	ACC Network Extra	Andy Demetra	Gregg Olson	WREK 91.1 FM	Brandt Plomaritis
Mar. 30	ACC Network Extra	Andy Demetra	Gregg Olson	WREK 91.1 FM	Brandt Plomaritis
Mar. 31	ACC Network Extra	Andy Demetra	Jim Poole	WREK 91.1 FM	Brandt Plomaritis

Live Stats - buzz.gt/BSB-Stats19

Twitter - @GTBaseball | #TogetherWeSwarm

### TOP STORYLINES

- Winners of six of its last seven, red-hot Georgia Tech welcomes Notre Dame to Russ Chandler on March 29-31 for its fourth ACC series.

- Georgia Tech off taking two from then-No. 4 Louisville on the road before returning home to blast archrival Georgia 11-2, who ranked fourth in country as well.

- The Yellow Jackets nine-run win over UGA was the second-largest margin of victory this season after Tech won two, nail-biting two-run ballgames at Louisville.

- The Jackets have enjoyed its recent streak, hitting .304 as a team over the seven games, recording 69 hits, 11 doubles, a triple and six home runs.

- On the mound, Tech has delivered in gross, with three of its four starting pitchers delivering sub-2.50 ERA performances for a team ERA of 2.97 in the last seven games.

- Georgia Tech and Notre Dame have played just two series since the Fighting Irish joined the ACC.

- ND owns a 4-2 advantage since 2015 with the all-time series knotted at 8-8.

- The offensive story for Tech recently has been a strong 1-2 punch from the top of the order in **Luke Waddell** and **Michael Guldberg**.

- Waddell hit .219 over the last seven games, recording 14 hits, one triple, a homer, six RBI and 13 runs, while Guldberg batted .444 for 12 hits, three RBI and six runs. Both featured on-base percentages above .530.

- Guldberg still leads the ACC in hitting at .476 on the season, ranking third overall in the country. His 39 hits and .527 on-base percentage rank second in the conference.

- With **Kyle McCann** drawing walks recently (12 in the last seven), **Baron Radcliff** stepped up to provide the power, launching two monstrous home runs against Louisville last weekend and an oppo-homer against UGA on Tuesday.

**2019 QUICK FACTS****GENERAL INFORMATION**

<b>School</b>	Georgia Institute of Technology (Georgia Tech)
<b>Location</b>	Atlanta, Ga. 30332
<b>Enrollment</b>	25,000
<b>Founded</b>	1885
<b>Nickname</b>	Yellow Jackets, Ramblin' Wreck
<b>Mascot</b>	"Buzz" the Yellow Jacket
<b>Official Colors</b>	Tech Gold and White
<b>Conference</b>	Atlantic Coast Conference (ACC)
<b>President</b>	Dr. G.P. "Bud" Peterson
<b>Faculty Athletic Representative</b>	Charles L. Isbell, Jr.
<b>Director of Athletics</b>	Todd Stansbury
<b>Website</b>	www.RamblinWreck.com

**BASEBALL STAFF** (up to date records)

<b>Head Coach</b>	Danny Hall
<b>Alma Mater, Year</b>	Miami-Ohio, 1977
<b>Office Phone</b>	(404) 894-5471
<b>Assistant Coach / Recruiting</b>	Jason Howell (7th year)
<b>Alma Mater, Year</b>	North Carolina, 2002
<b>Assistant Coach</b>	James Ramsey (1st year)
<b>Alma Mater, Year</b>	Florida State, 2012
<b>Volunteer Coach</b>	Dan Jaffe (1st year)
<b>Alma Mater, Year</b>	Pacific, 2014
<b>Director of Baseball Operations</b>	Nick Scherer
<b>Director of Player Personnel</b>	Rick Hubbard
<b>Strength and Conditioning</b>	Steve Tamborra
<b>Athletic Trainer</b>	Paul Wolkoff
<b>Equipment Manager</b>	David McDaniel

**HISTORICAL INFORMATION** (up to date records)

<b>Record Since 1895</b>	2,465-1,583-27 (.609)
<b>Record at Russ Chandler Stadium</b> (1985-present)	919-288-1 (.762)
<b>ACC Regular Season Record</b> (1980-present)	525-387-2 (.575)
<b>ACC Regular Season Championships</b>	7 1987, 1993, 1997, 2000, 2004, 2005, 2011
<b>ACC Tournament Appearances</b>	38
<b>ACC Tournament Record</b>	78-61 (.561)
<b>ACC Tournament Championships</b>	9 1985, 1986, 1987, 1988, 2000, 2003, 2005, 2012, 2014
<b>NCAA Tournament Appearances</b>	31 1959, 1971, 1985, 1986, 1987, 1988, 1989, 1990, 1991, 1992, 1993, 1994, 1995, 1996, 1997, 1998, 2000, 2001, 2002, 2003, 2004, 2005, 2006, 2008, 2009, 2010, 2011, 2012, 2013, 2014, 2016
<b>NCAA Tournament Record</b>	71-63 (.530)
<b>NCAA Super Regional Appearances</b>	5 2000, 2002, 2004, 2005, 2006
<b>College World Series Appearances</b>	3 1994 (2nd), 2002 (T-5th), 2006 (T-7th)
<b>College World Series Record</b>	4-5 (.444)

**STADIUM INFORMATION**

<b>Name</b>	Russ Chandler Stadium
<b>Year Opened</b>	1985
<b>Year Renovated</b>	2001
<b>Capacity</b>	4,157
<b>Dimensions</b>	329-382-390-350-334
<b>Fence Height</b>	10 feet
<b>Press Box Number</b>	(404) 894-3167
<b>Address</b>	Fowler Street & Fifth Street, Atlanta, Ga. 30332

**2019 TEAM INFORMATION**

<b>Lettermen (R/L)</b>	22/11
<b>Starting Position Players (R/L)</b>	7/3
<b>Starting Pitchers (R/L)</b>	4/1
<b>Newcomers</b>	13

**2018 YEAR IN REVIEW**

<b>Overall Record</b>	27-28
<b>ACC Record</b>	11-19
<b>ACC Finish</b>	5th, Coastal
<b>ACC Tournament</b>	0-2
<b>Final Ranking</b>	None

• McCann is now third in the nation in homers (12) and walks (32 - 2nd in ACC).

• First baseman and RHP **Tristin English** will look to carry forward his momentum from being a Cape Cod All-Star last summer. The redshirt-junior is a two-time 2019 preseason all-American entering this weekend, as he's expected to be one of the country's top two-way players.

• Battling some nagging ailments over the last few weeks, English has been gutting out strong performances for Tech.

• Last weekend, English struggled from the plate some, finishing 2-for-22 over the seven-game stretch, but the redshirt-junior has still come through for the team, hitting a monster go-ahead RBI double and getting the save on the mound against Louisville while finishing with two sac flies against UGA.

• After catching fire at the plate the first week of March (six hits, six runs and a double), outfielder **Chase Murray** has missed the last six games due to an injury. He is officially listed as day-to-day.

• In his stead, **Colin Hall** has shifted to left field and **Baron Radcliff** has played right field to much success. Over the last seven games, Hall has hit .393 for 11 hits, two doubles and five RBI while Radcliff has seven hits, two doubles, three homers and six RBI.

• Preseason expectations have been at an all-time high as the Yellow Jackets have built themselves into one of the oldest teams in the country, returning seven of nine starters and losing zero starting pitchers from a season ago.

**STRENGTH-OF-SCHEDULE**

• Head coach **Danny Hall** has talked frequently about how the 2019 slate for Georgia Tech is the hardest its ever scheduled.

• Georgia Tech currently sports the highest strength of schedule in the ACC, ranked eighth-toughest overall. The next highest conference team is Clemson at 15 before a steep drop off to North Carolina (43) and Duke (47).

• Tech took one of three from then-No. 3 UCLA, while also taking two of three on the road from then-No. 4 Louisville before walloping No. 4 Georgia at home.

• The Yellow Jackets still have No. 4 Georgia, No. 12 Auburn (D1Baseball), No. 15 North Carolina and No. 25 Clemson (NCBWA) left to play from the top 25.

**NEW FACES ON STAFF**

• Georgia Tech baseball fans will notice new faces coaching the base-runners at first and third this season.

• The Yellow Jackets added two new coaches to its staff this offseason in **James Ramsey** and **Dan Jaffe**.

• Ramsey, a former first-round MLB Draft pick, All-American and ACC Player of the Year at Florida State, will handle coaching duties for the outfield and hitters.

• Jaffe, the new volunteer assistant coach who worked extensively with the country's top catchers in Cape Cod, will work with Tech's catching corps.

**CARDIAC JACKETS**

• Georgia Tech baseball has been in for exciting baseball to start 2019, including three extra-inning slugfests.

• Tech has walked off two opponents to start the season, downing West Virginia in the 11th inning on a bases-loaded walk-off single by **Nick Wilhite** and defeating then-No. 3 UCLA on a walk-off home run by **Kyle McCann**.

• Only three teams had more walk-off wins than Georgia Tech (2) through the first three weeks of the season (Tulane, Sam Houston State, North Carolina).

• Georgia Tech has already played a whopping eight one-run ballgames and has inched its way to a 5-3 record in the thrillers.

• In the ACC, only NC State (10 - 10-0) has more. Tech is tied with Virginia Tech (eight - 5-3), while also ranking just above North Carolina (seven - 5-2) and Pitt (seven 3-4).

**PITCHING DEPTH**

• Not losing a single starter from its bullpen this offseason, Georgia Tech returns one of the top bullpens in the nation this season with **Xzavion Curry**, **Connor Thomas** and **Brant Hurter** -- all three projected high draft picks this summer.

• In addition to **Tristin English**, the Jackets have also added the top left-handed hurler in the state of Georgia in **Luke Bartnicki** this offseason. Bartnicki was selected in the MLB Draft after high school, but opted to remain committed to Georgia Tech.

• Bartnicki entered the West Virginia game on Feb. 16 with runners on second and third and two outs in the top of the 11th and struck the batter out to end the inning and give Tech the ability to walk it off in the bottom half.

• Tech has also added JUCO transfer junior **Amos Willingham**. Willingham adds instant experience in a tall 6-4 frame after spending two years at Snead St. Community College.

• Add in freshman **Cort Roedig**, and what Tech has developed, in addition to arm support, is deep midweek artillery.

• Since the beginning of ACC play, the pitching staff has allowed 51 earned runs and 107 hits, while striking out 87 batters and holding opponents to a .265 average.

• Tech's starters in the same span have allowed just 31 earned runs on 67 hits with an 5.5:1 K-to-BB ratio.

**HOME SWEET HOME**

• The Yellow Jackets also enjoy a distinct home-field advantage, finishing last season 25-10 overall and 11-4 in the ACC at Russ Chandler Stadium.

• Tech recorded 45 home runs at home in 2018 and outscored its opponents 237-160 overall.

• En route to leading the ACC through the regular season last year in hitting, Tech's offense hit .323 at home last year, while the pitching staff held its foes to a .258 average and struck out 322 batters compared to just 101 walks over 317.0 innings of work at home.

• To start this season, the Yellow Jackets are 11-5 at home, despite hosting then-No. 3 UCLA, Northwestern, West Virginia, Virginia and No. 4 Georgia.

• They're hitting .284 at home with 15 home runs and 42 extra-base hits overall. As a team, they're pitching a 3.58 ERA with 140 strikeouts and a .256 opponents average.

**ROAD STRUGGLES**

• However, Georgia Tech will have to bounce back from a 2018 season that had them struggle on the road.

• Through the first five road games, Tech is actually hitting better on the road than at home, batting .300 for 98 hits, 17 doubles, 10 homers and 57 RBI.

- **Tristin English** alone has hit .314 for 11 hits, three doubles, four home runs and 11 RBI on a .743 slugging.
- The Yellow Jackets finished 6-17 last season away from Russ Chandler Stadium, including 0-3 in neutral-site games.

• In true road games last season, Tech hit just .255, reaching base 34.8 percent. They averaged 9.2 hits/game, 1.1 homers and struck out 9.5 times compared to .323 hitting and .405 on-base percentage, and 11.3 hits/gm, 1.3 homers and only 7.6 strikeouts.

#### LAST TIME OUT

• Georgia Tech snapped a six-game losing streak when it blasted No. 4 Georgia, 11-2, in the first installment of Clean, Old-Fashioned Hate on Tuesday.

• **Amos Willingham** threw a gem, allowing just two runs and six hits over 6.1 innings, while **Luke Waddell** and **Baron Radcliff** each had a homer that sparked 10 unanswered runs in the fifth and sixth innings.

• The game was called in the seventh after rain began to downpour.

• This all on the heels of taking a huge road series against then-No. 4 Louisville, downing the Cardinals in Game 1 and 2 before dropping a heartbreaker on Sunday.

• The Yellow Jackets engaged in a pitchers' duel for much of the weekend, and came out on top as **Xzavion Curry** threw eight innings of one-hit, one-run baseball, fanning nine before **Connor Thomas** tossed complete-game shutout on Saturday.

• At the plate, Radcliff was the story, launching two instrumental home runs en route to the series wins as he hit .400 for the weekend as he continues to start in right field.

#### OFFENSE

• Georgia Tech baseball started the season with cold bats but have de-iced the metal to return to one of the top offensive teams in the ACC.

• In ACC play, Tech is hitting .293 for 90 hits, eight home runs on .423 slugging with a .385 on-base percentage.

• Their average dropped to a fourth-best conference mark of .290 after facing top ACC arms in Louisville, but at the expense of two conference road wins.

• Shining early has been designated hitter, **Michael Guldberg**. He batted a blistering .444 the last seven games and is leading the ACC with a gaudy .476 on the season and is second with a .527 on-base percentage.

• Guldberg was one of the last two players in the country who hadn't struck out yet, joining NJIT's Julio Marcano. Both struck out during the weekend of March 8-10.

• He sports the fourth-best K-to-AB ratio in the ACC at 10.3.

• The firepower of the lineup has come from **Kyle McCann**, who is currently second in the nation in home runs with 12 overall, has cooled slightly, having just one over the last seven games. He leads the ACC in slugging (.884) and on-base percentage (.534) and is third in RBI (32).

• Tech is coming off another stellar offensive season in which it led the Atlantic Coast Conference in hitting (.296) and hits (585) for the regular season.

• En route to leading the ACC, the Yellow Jackets touted the top-3 best hitters in the ACC in Joey Bart (.359), Wade Bailey (.339) and Murray (.343).

• Tech will have to replace Bart and Bailey after losing them to the MLB Draft, but return three other .300 hitters from a season ago.

• In addition to Murray, **Oscar Serratos** (.311) and McCann (.300) both hit above the mark last season.

#### TRISTIN ENGLISH

• Also returning is two-time 2019 preseason all-American **Tristin English**.

• Despite having struggled early with a .167 average through eight games, thanks largely to an 0-for-12 Week 2, his bat seems to be waking up.

• Since entering the ACC portion of the season, English has come alive, batting .286 over the last 11 games for 12 hits, two doubles, three home runs and 12 RBI. He's also scored eight runs.

• English is currently ranked nationally in an odd offensive category -- hit by pitches. He currently ranks tied for ninth in the country with 11 HBP this season.

• English is expected to be a big bat in the 2019 lineup after leading the team with 60 RBI in 2018 and also hitting .279 for 63 hits and 13 doubles, went on to be a Cape Cod All-Star this past summer.

## JACKETS IN THE POLLS

WEEK	BA	CB	USA	NCBWA	D1	PG
Preseason	-	17	-	31	-	-
Feb. 18	-	19	-	RV	-	-
Feb. 25	-	-	-	-	-	-
Mar. 4	-	-	-	-	-	-
Mar. 11	-	-	-	-	-	-
Mar. 18	-	-	-	-	-	-
Mar. 25	-	29	-	N/A	-	-
Apr. 1						
Apr. 8						
Apr. 15						
Apr. 22						
Apr. 29						
May 6						
May 13						
May 20						
May 27						
June 2						
June 10						

BA = Baseball America, CB = Collegiate Baseball, USA = USA Today,

NCBWA = NCBWA, D1 = D1Baseball.com, PG = Perfect Game

N/A = poll not out before release of notes

rv = receiving votes

#### 2019 ACC STANDINGS

COASTAL DIVISION	ACC	OVERALL
<b>GEORGIA TECH</b>	<b>5-4</b>	<b>17-8</b>
Virginia	5-4	15-10
North Carolina	4-5	19-7
Virginia Tech	4-5	16-9
Miami	3-6	16-9
Duke	3-6	14-11
Pitt	1-8	7-16
ATLANTIC DIVISION	ACC	OVERALL
NC State	8-1	25-1
Clemson	6-3	19-6
Louisville	6-3	19-6
Florida State	5-4	17-7
Wake Forest	5-4	15-11
Notre Dame	5-4	10-12
Boston College	3-6	12-12

## OFFENSE

• Last year, English was named a mid-season first-team all-American by *Perfect Game*/Rawlings and a mid-season all-American by D1Baseball.

• While in the Cape Cod league this summer, he batted .300 overall, driving home 19 RBI and blasting five home runs. On the mound, English tossed nearly 70 combined innings – his first summer pitching action since undergoing successful Tommy John surgery in January 2017.

**KYLE MCCANN**

• While the loss of Joey Bart from the order and behind the dish may have some worried, GT skipper Danny Hall has been adamant in his confidence in catcher **Kyle McCann** on both fronts.

• McCann has stepped up in big ways to start this season and it's helped the team to wins and has showed in the stat sheet.

• McCann followed up ACC Player of the Week and then back-to-back *Collegiate Baseball* National Player of the Week honors by slugging 1.125 for 13 hits, five doubles, six home runs and 16 RBI during the first half of March.

• The junior catcher currently ranks in the top 20 nationally in six offensive categories and in the top five of the Atlantic Coast Conference in seven categories.

**KYLE MCCANN - NATIONAL/ACC RANKS**

Category	No.	D1 Rank	ACC Rank
Home Runs	12	3rd	1st
Slugging Percentage	.884	6th	1st
On-Base Percentage	.534	15th	1st
Runs Batted In/Game	1.28	29th	2nd
Runs Batted In	32	18th	3rd
Base on Balls	32	3rd	2nd
Base on Balls/Game	1.28	3rd	2nd
Batting Average	.360	161st	7th
Doubles	9	66th	8th

• Just a year ago, McCann was second in home runs only to Bart, as the sophomore, finishing with 15 to Bart's 16 as he tied for eighth in the ACC. The power hitter's .600 slugging percentage ranked him fifth in the conference, while his 45 RBI was good for second on the team.

• McCann also hit three grand slams last season, which tied for the most among NCAA DI players in the 2018 regular season.

• McCann already has one grand slam through 20 games.

• McCann's four career grand slams are the most among active Jackets, as Tristin English currently has one for his career.

• He fell just shy of the school-record four grand slams in a single season, as two players, Tyler Green (2005) and Brad Feltes (2008), remained on top the annals.

• Based on weighted runs created+, McCann ranks third among returning catchers in Division I with 164, behind only Oregon State's Adley Rutschman (196) and Jacksonville State's Nic Gaddis (166).  
- *Weighted Runs Created (wRC) attempts to quantify a player's total offensive value and measure it by runs. + then compares it with league average after considering park effects.*

• McCann is just two RBI shy of 100 for his career in just two years at the plate.

• McCann crossed the 100-hit milestone on March 6 against Kennesaw State.

**CHASE MURRAY**

• Junior **Chase Murray** exploded last year after finally being healthy.

• He started 2019 by blasting a two-run tank to right center against UIC, the second home run of the inning and the first of back-to-back.

• Since then, he's fallen somewhat back to Earth with a .234 average through 15 games, having 15 hits.

• He's currently battling an injury and is listed as day-to-day, missing the last six games.

• The standout outfielder finished 2018 ranked second on the team and fifth in the ACC in hitting with a .343 average.

• He also finished ranked tied for sixth in the league for sacrifice flies, having an unheralded skill for driving home runs in key situations.

• His six sac flies last season gave him 11 for his career, bringing him into the top 10 for most in program history since 1998.

**MOST SACRIFICE FLIES, SINCE 1998**

SF's	Player (Years)
1. 21	Matt Gonzalez (2013-16)
21	Jason Basil (1998-2001)
2. 17	Tony Plagman (2007-10)
17	Mott Hyde (2011-14)
4. 15	Luke Murton (2006-09)
15	Matt Skole (2009-11)
6 13	Matt Wieters (2005-07)
13	Steven Blackwood (2003-06)
8 12	Whit Robbins (2004-06)
12	Jeremy Slayden (2002-05)
10. 11	<b>Chase Murray (2017-Present)</b>

• Murray also knocked home 39 RBI and finished with 72 hits last season to rank third on the team in both.

• Murray accomplished all this despite missing four games in April 2018 with an upper-body injury.

• Murray is also looking to hit 100 career RBI this season, currently sitting at 66.

• In his stead has come **Baron Radcliff**, who has hit .292 and slugged .750 over the last seven games to amass seven hits, two doubles and three home runs for six RBI and seven runs.

**INFELDERS**

• Georgia Tech baseball will get the remaining hitting from the infielders in third baseman **Oscar Serratos**, second-baseman **Luke Waddell** and shortstop **Austin Wilhite**.

• Serratos has been up and down at the plate to start, currently hitting just .130 over the last seven games, recording three hits, one double and three RBI.

• Serratos survived his first season of collegiate baseball on The Flats admirably, putting together large chunks of quality at-bats at the plate last season.

• On the year overall, Serratos finished .311 -- fourth on the team -- with 37 hits, 14 RBI and eight extra-base hits, despite having only 119 at-bats.

• Where Serratos especially shined last season was in ACC play. Once he found his footing, the frosh third baseman turned into an offensive juggernaut at the plate, leading the team in hitting at a hefty .367 clip.

• In 60 at-bats during conference play, Serratos turned in 22 hits, five extra-base hits and eight RBI to reach a .433 on-base percentage. He also stole four bases during the 22-game stretch.

• One of Georgia Tech's biggest losses was veteran senior Wade Bailey who ranked among the top of several hitting categories in program history, while also being a stalwart second baseman. That void will now be filled by Waddell.

• Waddell has settled fully into second base this offseason and performed extremely well in the fall scrimmages against South Carolina and Chatt Valley Community College.

• To start the regular season, however, Waddell's bat was cold as he went 1-for-13 from the plate.

• In the last seven games, Waddell has hit a blistering .519 from the leadoff position, getting 14 hits, a triple, a homer, six RBI and 13 runs.

• Last year, Waddell was sixth on the team in hitting at .283, getting 34 hits in just 120 at-bats.

• Waddell has teamed up to form the Yellow Jackets' middle infielders with **Austin Wilhite**.

• A. Wilhite over the last seven games has hit .250 for six hits, one double, one homer, five RBI and six runs.

• His first home run of the year came on March 14 at Mercer.

• A. Wilhite missed the March 9 Miami game due to illness, snapping the team's longest active consecutive games played streak at 121.

• Last season, A. Wilhite hit .249 to be a reliable bat in the lineup for most of the season. One of just six Jackets to reach double-digit doubles on the season, A. Wilhite also tallied 30 RBI on the year.

• In the second and third game against Virginia, Georgia Tech also experimented with A. Wilhite at second and Waddell at shortstop to great success as they turned two huge double plays in the rubber match to seal the win.

• They've remained at those positions since to continued success defensively.

## PITCHING

• Through the early goings, the Yellow Jacket's pitching has lived up to the early preseason hype of having highly regarded prospects and the depth the back them up on the mound.

• Tech currently features a stable of sub-4.00 ERA pitchers with five Jackets with more than 18 innings below the mark.

• The staff currently leads the ACC and ranks 13th in the country with a 3.19 strikeout-to-walk ratio.

• Tech also leads the ACC in walks per nine innings (2.75), ranking eighth in the country.

• Last season, Georgia Tech began putting the pitching pieces in place last season when its 1-2 punch of **Xzavion Curry** and **Connor Thomas** led the staff toward the top of the charts.

• Georgia Tech pitching led the ACC in walks per nine innings (3.13) and ranked 24th nationally. They also led the ACC in strikeout-to-walk ratio (2.82) to rank 12th in the country.

• Tech also ranked third in the ACC in shutouts, turning in five clean sheets on the year. The five shutout victories were the most for GT in a season since the Jackets tallied six in 2014.

• The Jackets have combined for just one shutout through 21 games of 2019.

• Thomas (106 strikeouts) and Curry (101 K's) became the first Yellow Jacket tandem to strike out 100 batters each in the same season since 2011 when Jed Bradley and Buck Farmer fanned 106 apiece.

• It's only the third time under head coach Danny Hall that a duo has accomplished the feat. No duo has done it together back-to-back years.

### TWO PLAYERS WITH 100 STRIKEOUTS, SAME SEASON -- PROGRAM HISTORY

K's	Player	Years
1. 106	Connor Thomas	2018
101	Xzavion Curry	2018
2. 106	Jed Bradley	2011
106	Buck Farmer	2011
3. 184	Brad Rigby	1994
124	Al Gogolin	1994

• The pair separately will also look to become the first Georgia Tech pitchers to punch out 100 batters in back-to-back seasons since Farmer accomplished the feat in 2012 (115) and 2013 (122).

• The pair started off 2019 on track, as Thomas (26) and Curry (29) rank second and third on the team, respectively.

• The Yellow Jackets accomplished much of their pitching success despite being the youngest staff among Power 5 conference.

• Tech started a freshmen or sophomore in 45 of its 58 games last season in Curry (15), Thomas (15), **Brant Hurter** (11), **Hugh Chapman** (3) and **Will Shirah** (1). The other 13 starts have come by **Tristin English** (9), **Jake Lee** (2), **Jonathan Hughes** (1) and **Keyton Gibson** (1).

### MOST PITCHING STARTS BY UNDERCLASSMEN IN 2018, BY PERCENTAGE -- POWER 5 CONFERENCES

Percentage	Team	Conference
1. 92%	Georgia Tech	ACC
92%	Northwestern	Big Ten
3. 86%	Baylor	Big 12
4. 76%	Michigan	Big Ten

*\*research courtesy of College Baseball Analytics*

• The Yellow Jackets posted back-to-back shutout wins over Arkansas-Pine Bluff (Feb. 27) and UIC (Mar. 2) for the first time since shutting out Duke in two-straight games back on March 31, 2012.

• Both Thomas (No. 1) and Curry (No. 10) ranked among *D1Baseball's* most draft eligible pitchers to start 2019.

### XZAVION CURRY

• After a sterling sophomore campaign, **Xzavion Curry** has once again showed his prowess on the mound, pitching to a 2-0 record and 3.95 ERA.

• Through 35.1, he's allowed 13 earned runs on 28 hits, while issuing just nine walks over 41 strikeouts.

• Curry's last outing was perhaps one of this career best against then-No. 4 Louisville. After giving up a double to the first batter that, was eventually brought around for a run, Curry retired 16-straight, fanning nine to finish with eight innings of one-hit, one-run baseball.

• Alongside late run support and a Tristin English close, Curry improved to 3-0 on the year, out-dueling one of the best in the ACC in Reid Detmers.

• Opening Day has become Zay Day over the last three years, as Curry has taken the mound for the Jackets on this occasion in both 2017 and 2018. Curry was victorious in both, taking a 5-3 win over BYU in 2017 and then earning a 3-2 win vs. Minnesota this year.

• Curry is the first Yellow Jacket in the modern era (1973-present) to win three-straight Opening Days starts and only the second Tech pitcher to start three-straight Opening Days since 1973 - Kris Wilson (1995-97).

• Curry's third-straight Opening Day victory on Feb. 15 vs. UIC consisted of 5.0 innings, five hits, two runs and nine strikeouts to the tune of a 3.60 ERA.

• As a starter last year, the then-sophomore finished with a team-high eight wins to the tune of a 8-4 record, finishing tied for third in the ACC.

• Curry posted a 4.18 ERA over 92.2 innings of work last season, allowing just 43 earned runs, while striking out 101 and walking just 23.

• He also pitched a complete game on April 27 to join teammate **Connor Thomas** in becoming the first Jackets to record back-to-back complete games since 2011 when Matt Lorenzo and Steve Kelly threw two-straight CG's on Feb. 28 and March 2.

• Then-sophomore Curry was 8-4 last season, which was a team-high in wins.

• Curry posted a 4.18 ERA over 92.2 innings pitched last season, and has allowed just 43 earned runs on 79 hits while striking out 101 batters and walking just 23.

• Curry was also among the ACC's best in striking out batters looking, ranking tied for fifth in the league with 32 hitters left looking.

• With his 32 looking strikeouts last season and eight in 2019, Curry now has 71 for his career to rank fourth in program history since 2002.

### MOST STRIKEOUTS LOOKING, CAREER -- SINCE 2002

CG's	Player	Years
1. 113	Deck McGuire	2008-10
2. 85	Buck Farmer	2010-13
74	Jed Bradley	2009-11
4. 71	Xzavion Curry	2017-Present
5. 66	Brandon Cumpton	2008-10
6. 64	Cole Pitts	2012-16
7. 62	Dusty Isaacs	2011-14
8. 60	Brian Burks	2002-04
9. 59	Brad Rulon	2005-08
10. 58	Mark Pope	2009-11

• Curry recorded his 200th career strikeout against Miami on Friday, March 8. He now sits at 216 for his career, becoming the eighth Tech pitcher since 2002 to cross the plateau.

### MOST STRIKEOUTS, CAREER -- SINCE 2002

K's	Player	Years
1. 387	Buck Farmer	2010-13
2. 306	Deck McGuire	2008-10
254	Jed Bradley	2009-11
4. 216	Xzavion Curry	2017-Present
5. 211	David Duncan	2006-08
6. 207	Brian Burks	2002-04
7. 206	Dusty Isaacs	2011-14
8. 205	Cole Pitts	2012-16
9. 195	Kyle Bakker	2002-03
10. 192	Blake Wood	2004-06

• Curry's best game carving up a lineup last season was his March 30, 2018 contest versus Miami where he struck out a career-high 12 batters.

• With his 12 punch outs, Curry became just the third pitcher since 2000 to strike out 12 batters or more in an ACC game, joining Jason Neighborgall (12 at Duke on March 4, 2005) and Cory Vance (14 vs. No. 2 UNC on March 17, 2000).

• After a 288-game streak without a pitcher recording double-digit strikeouts for Tech, the Yellow Jackets had a pitcher post 10 strikeouts or more four times over a seven game stretch last year (Curry - 11 at NC State (3/23), Hurter - 10 vs. Georgia Southern (3/27), Curry - 12 vs. Miami (3/30) and Thomas - 10 vs. Miami (3/3) and seven overall.

• He then followed that performance up with his complete-game shutout victory against Wake Forest on April 27.

• Curry's complete-game shutout was the first by a Tech starting pitcher since Josh Heddingler went the distance for a two-hit shutout of the nation's No. 2 overall seed Vanderbilt, 5-0, in the 2013 Nashville Regional.

• Curry was only the ninth Tech pitcher since 2002 to record a shutout. Only Kyle Bakker (2) and Mark Pope (4) have had multiple shutouts in the last 17 years.

### CONNOR THOMAS

• The second-half of the Yellow Jackets' "Shake and Bake" starter combo was sophomore Connor Thomas who, now as a junior, seems to have not missed a beat.

## PITCHING

• Thomas threw one of his best career games on Saturday against then-No. 4 Louisville in certainly the most efficient game of his career en route to being named the ACC's Pitcher of the Week.

• The sophomore used just 96 pitches to throw the first complete-game shutout of his career, allowing just five hits.

• Things got going for Thomas in his March 16 start versus Virginia, which was considered "Vintage CT" as he went 7.1, allowing two runs on seven hits, punching out six and issuing zero walks.

• Thomas a couple of tough-luck outings to start the year. He was robbed of a decision victory due to untimely errors after posting the best ACC line for any pitcher versus a Power 5 opponent during Opening Weekend.

• Thomas then drew a tough-luck outing against then-No. 3 UCLA on Feb. 23, giving up six earned runs and nine hits in five innings.

• Thomas bounced back, however, and allowed just two runs in 7.0 innings to get the win over Northwestern on March 2, before throwing his third quality start of the season against Miami (6.0 IP, 3 R, 5 K) for a no decision.

• Last season, Thomas led Georgia Tech with a 3.34 ERA and an impressive 106 strikeouts. He allowed just 36 earned runs in 97.0 innings of work, holding opponents to a .241 average.

• By far the most impressive stat in Thomas' sophomore campaign was his strikeout-to-walk ratio that ranked among the best in the nation.

• Fanning 106 hitters and walking just 10, Thomas finished with a 10.6 ratio.

• Ranking third in the country last season, Thomas is one of only two pitchers in all of Division I with a double-digit ratio to return from 2018.

### TOP STRIKEOUT-TO-WALK RATIOS RETURNERS FROM 2018 -- DIVISION I

K/BB	Player (Innings Pitched)	Program
1. 16.8	Tim Brennan (88 IP)	St. Joseph's
2. 10.6	Connor Thomas (97 IP)	Georgia Tech
3. 6.8	Jordan Silverman (61 IP)	Rider
4. 6.2	David Leal (87 IP)	Louisiana Tech
	Zach Greene (57 IP)	South Alabama
6. 5.8	Samuel Strickland (81 IP)	Samford
7. 5.6	Ken Waldichuk (92 IP)	St. Mary's (Calif.)

• With Thomas' ability to hammer the zone, he's currently on pace to break the Georgia Tech record for fewest walks allowed per nine innings.

• For his two-year career, Thomas currently sports a 1.63 walks/9 inning mark.

### FEWEST WALKS ALLOWED/9 INNINGS (MIN. 100 IP) -- GT HISTORY

Walks/9 inn.	Player (Innings Pitched)	Years
1. 1.63	Connor Thomas (148.2 IP)	2017-Present
2. 1.92	Chris Goodman (168.1 IP)	2002-03
3. 2.17	Mark Pope (219.1 IP)	2009-11
4. 2.27	Kyle Bakker (273.0 IP)	2001-03
5. 2.33	Brian Burks (289.1 IP)	2001-04
6. 2.43	Kris Wilson (328.2 IP)	1995-97
7. 2.44	Bill Pridgen (136.1 IP)	1971-72
8. 2.58	Eddie Burns (153.1 IP)	2005-08
9. 2.64	Brandon Gold (191.0 IP)	2014-16
10. 2.71	Chris Myers (146.1 IP)	1991-94

• Thomas threw 106 strikeouts last season to give him 111 for his career and put him on pace to crack the 200-K threshold this season.

• Thomas' team-high 106 K's ranked him tied for fifth in the ACC.

• Thomas and teammate Xzavion Curry (101 K's) became the first Yellow Jacket tandem to strike out 100 batters each in the same season since 2011 when Jed Bradley and Buck Farmer fanned 106 apiece.

• It's only the third time under head coach Danny Hall that a duo has accomplished the feat. No duo has done it together back-to-back years.

• The pair separately will also look to become the first Georgia Tech pitchers to punch out 100 batters in back-to-back seasons since Farmer accomplished the feat in 2012 (115) and 2013 (122).

• Thomas also proved to be able to go the distance on numerous occasions, leading the ACC with three complete games in 2018.

• In one season, Thomas claimed a spot in the Georgia Tech annals for most complete game. Now with one in 2019, only four Jacket pitchers have more complete games since 1994

### MOST COMPLETE GAMES -- SINCE 1994

CG's	Player	Years
1. 8	Cory Vance	1998-00
2. 7	Chuck Crowder	1996-99
3. 6	Mark Pope	2009-11
4. 5	Buck Farmer	2010-13
5. 4	Connor Thomas	2017-Present
	Kyle Bakker	2002-03
7. 2	Deck McGuire	2008-10
8. 1	13 Players Tied	

• Thomas' best game fanning hitters was April 28, 2018 when he struck out 17 batters against Wake Forest.

• The 17 strikeouts were the most by a Tech pitcher in a single game since current Detroit Tigers' pitcher and former Jacket Buck Farmer struck out 14 batters versus Akron on Feb. 15, 2013.

• His 17 strikeouts were only two shy of the school record of 19 punch outs set by Jerry Bass versus Earlham in 1975.

• The 17 strikeouts were the most by a pitcher in a single game in the ACC last season.

• After a 288-game streak without a pitcher recording double-digit strikeouts for Tech, the Yellow Jackets had a pitcher post 10 strikeouts or more four times over a seven game stretch last year (Curry - 11 at NC State (3/23), Hurter - 10 vs. Georgia Southern (3/27), Curry - 12 vs. Miami (3/30) and Thomas - 10 vs. Miami (3/3) and seven overall.

### STARTERS

• Brant Hurter was a reliable midweek starter for Georgia Tech last season, finishing 5-4 overall in 14 appearances and working to a 6.04 ERA. In 53.2 innings of work, Hurter struck out 56 batters while only allowing 36 earned runs.

• Hurter as the Sunday starter has had a sensational start to his sophomore year.

• After a terrific showing against then-No. 3 UCLA in which he struck out seven with no walks, while allowing one earned run, Hurter followed that up with a picture-perfect gem against Northwestern.

• Hurter tossed 7.0 shutout innings, allowing just four hits and striking out a career-high 13 batters, while issuing zero walks.

• Against UVA, with the series on the line, Hurter worked to a 7:0 strikeout-to-walk ratio, allowing just two runs on seven hits in seven innings of work.

• Hurter drew another tough no decision on Sunday against then-No. 4 Louisville,

• Through five starts on six appearances, Hurter leads the ACC and ranks 31st nationally with a 8.4:1 strikeout-to-walk ratio, while ranking third in the ACC in walks/9 innings at 1.42.

• Tristin English returned to the mound after recovering from Tommy John Surgery his freshman year. He proved to be a dependable relief pitcher, throwing 57 innings

• English followed up his sophomore campaign with an uber-successful summer in the Cape, earning all-star honors after tossing nearly 70 combined innings.

• English made two appearances during Opening Weekend on the mound for Tech. His first was entering the ninth with a three-run lead over UIC on Friday. It took him nine pitches to end the game and earn the save.

• He also appeared against West Virginia in the eighth inning going 2.0 and allowing one home run, but keeping the game alive, striking out four.

• He then continued to be an impressive closer against No. 3 UCLA on Feb. 22. Heading into extra innings, English pitched a shutout final three innings of the game, striking out two and allowing just two hits to help Tech secure the win.

• His first tough-luck outing came against Northwestern when he allowed two doubles and two runs in just 0.1 innings late.

• Then, due to nagging ailment, English didn't pitch for 15 days, while gutting it out in the lineup and at first base. He returned to the mound in a crucial moment against Virginia with a one-run lead in the ninth.

• Seventeen pitches, two hits and a swinging strikeout for out No. 3 gave him his second save of the season and Tech its first ACC series victory of the season.

• Now back in the swing of things, English was brought in to close the final inning on Friday against then-No. 4 Louisville, using just 13 pitches and one strikeout to retire the frame and record his third save of the season.

• English will spend a majority of time at first base to keep his bat in the lineup and replace teammate Kyle McCann, who moved to catch, but may see time as a relief pitcher or starter throughout the season.

• Three big additions to the Tech pitching staff are Amos Willingham, Luke Bartnicki and Cort Roedig.

## PITCHING

- Willingham is a JUCO transfer who enters as a junior in eligibility. A tall strike thrower with day-one experience could mean a versatile starter on weekdays.
- Willingham's first appearance was a tough-luck outing that saw five runs scored in 3.1 innings.
- In his first start on Wednesday, Feb. 27 against Georgia State, he then went 6.0 innings of shutout work, allowing just three hits, no runs and no walks while striking out five.
- In his first three starts and four appearances total, Willingham has a 1.65 ERA, 2-0 record, eight strikeouts (one walk) and just three run allowed.
- Tuesday against Georgia Southern on March 12, it took him just 57 pitches to go five innings, giving up only two runs.
- Willingham then followed that up with a sterling performance on Tuesday at Mercer, allowing just one earned run in six innings, striking out four and issuing no walks.
- His best outing came on Tuesday against fourth-ranked Georgia as he allowed just two runs, six hits and punched out eight over 6.1 innings of work en route to the 11-2 win.
- Willingham is currently second the ACC in walks allowed/9 innings - 1.36.
- Roedig, a power righty, was ranked the No. 17 RHP in the state of Florida by *Perfect Game*. He sports a fastball well over 90 already and a good breaking ball as well. His fall and early spring has earned him an opportunity.
- After being a bona fide strike-thrower in the fall and spring, Tech gave Roedig the start against Richmond on Saturday.
- The freshman went just 1.1 innings, walking three and allowing a run. Coach Hall noted afterward that the moment simply got to him, making his first-career start in front of a big crowd.
- Roedig finally showed his stuff in a midweek game against Georgia State on Feb. 26, allowing just one run and three hits in 4.0 innings of work.
- Bartnicki, who enters his freshman campaign after being ranked as the top-rated lefty out of the state of Georgia by *Perfect Game*. One of the most elite lefties in the country that won a regional championship, he's run it up to 94-95 in the preseason.
- Bartnicki's first collegiate appearance couldn't have been more dramatic, coming into the game in extra innings versus West Virginia in a 1-0 count with runners at second and third and two outs.
- A lefty-lefty matchup, Bartnicki didn't need many pitches to strike out the hitter, end the inning and give Tech one more at-bat in the bottom of the 11th -- where it would walk the game off.
- Bartnicki continued to prove his talent out of the bullpen against Virginia, making two appearances and getting Tech out of tough spots.

## RELIEVERS

- One of Georgia Tech's keys this season will be the development of their bullpen. With no shortage of bodies, where everyone ultimately fits into the rotation is still to-be-determined.
- The Jackets will be without their top reliever in **Andy Archer** for the 2019 season, after he underwent successful UCL repair with an internal brace. His recovery is expected to take 6-8 months and he should return to the team in the fall.
- In his stead, alongside those starters who don't find a day in the rotation, **Jonathan Hughes** and **Keyton Gibson** will be looked upon for stretches.
- Hughes has had a fantastic start to 2019, only having two tough outings through eight appearances. He currently sports an ERA of 3.93.
- Hughes finished last year with 13 appearances, a 5.94 ERA and a save while Gibson had the same ERA with 12 appearances.
- Until the last two outings, he'd only allowed one earned run and walked two, but now has six earned runs and five walks after last week.
- Gibson has also looked impressive early. In his first two important, clutch appearances, he refused to allow a hit in 2.1 combined innings, fanning four batters in the process.
- Gibson then went on to get his first win of the season vs. Georgia State when he tossed 3.0 no-hit innings, fanning four, to get the win.
- He joined teammate reliever **Tristin English** in having a tough-luck outing against Northwestern in the second game of a double, before Gibson was unable to get out of game two at Miami, as the Freddy Zamora took a 3-2 ball deep to win the game.
- Senior **Jake Lee** will again make his mark in short-inning stretches. He finished last season with a 9.68 ERA on 17.2 innings of work.
- **Cort Roedig** has also gotten the taste of action out of the bullpen lately. After a tough-luck outing at Mercer, his relief line stands at a 6.75 ERA, allowing one earned run in 1.1 innings of work with three walks, two strikeouts.

## WHAT'S IN A QUALITY START?

- A starting pitcher records a quality start when he pitches at least six innings and allows three earned runs or fewer.
- Tech is 8-3 through Week 7 with a quality start -- **Connor Thomas** vs. West Virginia (Feb. 16), vs. Northwestern (March 2), vs. Virginia (March 16), at Louisville (March 23), **Brant Hurter** vs. Virginia (March 17), **Amos Willingham** at Mercer (March 19), vs. No. 4 Georgia and **Xzavien Curry** at Louisville (March 22) with the wins and Thomas vs. Miami (March 10) and Hurter vs. Northwestern (March 2) and at Louisville (March 24) with the losses.
- Georgia Tech was 15-5 last season when its starter makes a quality start.
- Tech had its streak of 35-consecutive home wins with quality starts snapped on Saturday when Hurter tossed 7.0 shutout innings before exiting with a one-run lead.

- It was the first loss Tech endured after a quality start at home since back on March 20, 2015.
- Thomas' quality start at Georgia Southern in 2018 was the first quality start on the road for GT since April 8, 2016 (excluding Curry's neutral site quality start vs. Wake Forest at the 2017 ACC Tournament).
- Thomas has also made eight quality starts in 2018 - at Georgia Southern (Feb. 20), at Clemson (March 10) vs. Florida State (April 7), at Pitt (April 14), at North Carolina (April 21), vs. Wake Forest (April 28), against Radford (May 5) and at Virginia (May 12).
- **Xzavien Curry** had seven quality starts last season - vs. Dartmouth (Feb. 23), vs. UIC (March 2), at NC State (March 23), vs. Miami (March 30), at Pitt (April 13), vs. Wake Forest (April 27) and against Radford (May 4).
- Hurter made three quality starts - vs. Georgia Southern (March 27), at Georgia (April 3) and versus Radford (May 6).
- **Tristin English** also made two quality starts - vs. Miami (April 4) and vs. Florida State (April 8).

## MISCELLANEOUS

## 200 K's

• Georgia Tech Friday night starter **Xzavion Curry** eclipsed the 200-strikeout milestone in just his second year being starter, currently at 207 for his career.

• Saturday starter **Connor Thomas** threw 106 strikeouts last season and now has 132 for his career and put him on pace to crack the 200-K threshold this season.

## THE STRIKEOUT KINGS

• **Connor Thomas** (106 strikeouts) and **Xzavion Curry** (101 K's) became the first Yellow Jacket tandem to strike out 100 batters each in the same season since 2011 when Jed Bradley and Buck Farmer fanned 106 apiece.

• It's only the third time under head coach Danny Hall that a duo has accomplished the feat. No duo has done it together back-to-back years.

• The pair separately will also look to become the first Georgia Tech pitchers to punch out 100 batters in back-to-back seasons since Farmer accomplished the feat in 2012 (115) and 2013 (122).

## 100!

• Senior relief pitcher **Jake Lee** is working toward his 100th strikeout of his career, currently sitting at 88.

• Junior catcher **Kyle McCann** is just two RBI shy of 100 for his career in just two-plus years at the plate.

• Junior outfielder **Chase Murray** is also looking to hit 100 career RBI this season, currently sitting at 66.

## ATOP THE CONFERENCE

• Georgia Tech baseball ranks among the most prolific winners in ACC history.

## MOST ACC TOURNAMENT TITLES, SINCE 2000

	Titles	Years
<b>Georgia Tech</b>	<b>5</b>	<b>2000, 2003, 2005, 2012, 2014</b>
Florida State	5	2002, 2004, 2010, 2015, 2017
Clemson	2	2006, 2016
Virginia	2	2009, 2011
North Carolina	2	2007, 2013

## MOST ACC REGULAR-SEASON, DIVISIONAL TITLES SINCE 2000

	Titles	Regular-Season Years (Divisional)
Florida State	11	2001, 2002, 2003 (2007, 2008, 2009, 2010*, 2011, 2012, 2013, 2014)
North Carolina	6	(2006, 2007, 2009, 2012, 2013, 2017)
<b>Georgia Tech</b>	<b>4</b>	<b>2000, 2004, 2005 (2011)</b>
Miami	4	(2008, 2014, 2015, 2016)

\*co-champion

## GEORGIA TECH VS. IN-STATE OPPONENTS -- DIVISION I

	Games	First Meeting	Series Record
Georgia	373	1898	UGA leads 210-161-2
Mercer	168	1897	GT leads 112-56
Ga. Southern	133	1947	GT leads 102-31
Georgia St.	79	1971	GT leads 68-11
Kennesaw St.	26	1987	GT leads 20-6
Savannah St.	5	2004	GT leads 5-0

• This season, Tech will play all eight of its most-faced opponents all-time.

## GEORGIA TECH'S MOST COMMON OPPONENTS

	Games	First Meeting	Series Record
<b>Georgia</b>	<b>373</b>	<b>1898</b>	<b>UGA leads 210-161-2</b>
<b>Auburn</b>	<b>236</b>	<b>1897</b>	<b>AU leads 122-109-5</b>
<b>Clemson</b>	<b>226</b>	<b>1902</b>	<b>CU leads 114-109-3</b>
<b>Mercer</b>	<b>168</b>	<b>1897</b>	<b>GT leads 112-56</b>
<b>North Carolina</b>	<b>138</b>	<b>1901</b>	<b>GT leads 76-62</b>
<b>Ga. Southern</b>	<b>133</b>	<b>1947</b>	<b>GT leads 102-31</b>
<b>Virginia</b>	<b>130</b>	<b>1924</b>	<b>GT leads 73-55-2</b>
<b>Duke</b>	<b>129</b>	<b>1903</b>	<b>GT leads 92-37</b>
NC State	129	1921	GT leads 73-56
Wake Forest	117	1898	GT leads 73-43-1

\* bold denotes an opponent on the 2018 schedule



## 2019 ACC PRESEASON POLL

## OVERALL CHAMPION

Louisville

## ATLANTIC DIVISION

## POINTS

1. Louisville (7)	90
2. Florida State (6)	86
3. Clemson (1)	71
4. NC State	53
5. Wake Forest	49
6. Notre Dame	24
7. Boston College	19
<i>(first-place votes)</i>	

## COASTAL DIVISION

## POINTS

1. North Carolina (13)	97
2. Virginia (1)	64
3. Duke	64
4. Miami	61
<b>5. Georgia Tech</b>	<b>59</b>
6. Pitt	24
7. Virginia Tech	23
<i>(first-place votes)</i>	

## 2019 HONORS

## TRISTIN ENGLISH

First-Team *Perfect Game*/Rawlings Preseason All-American

Second-Team *D1 Baseball* Preseason All-America

2019 Golden Spikes Award preseason watch list

*Perfect Game* Preseason All-ACC

## CHASE MURRAY

*Perfect Game* Preseason All-ACC

## CONNOR THOMAS

*Perfect Game* Preseason All-ACC

ACC Pitcher of the Week (March 25)

NCBWA National Player of the Week (March 26)

## KYLE MCCANN

ACC Player of the Week (March 4)

*Collegiate Baseball* National Player of the Week (March 4)

*Collegiate Baseball* National Player of the Week (March 11)

**2019 RECORD BREAKDOWN**

	ACC	Overall
Overall	5-4	17-8
Home	2-1	11-5
Road	3-3	6-3
Neutral	-	-
Day Games	3-2	12-5
Night Games (6 p.m. or later)	2-2	5-3
Yellow Jackets Score First	4-2	13-4
Opponent Scores First	1-2	4-4
Yellow Jackets Score in 1st inning	1-2	5-3
Walk-off Victories	0-2	2-2

As a Ranked Team (All Polls)	-	4-3
vs. Ranked Team (All Polls)	2-1	4-3
TV/ESPN3/ACC Network Extra Game	5-4	15-7

vs. LHP (starter)	-	3-1
vs. RHP (starter)	3-3	14-7
Yellow Jacket Starter 6+ IP	1-3	5-3
Yellow Jacket Starter 7+ IP	2-0	5-1
Yellow Jacket Starter 8+ IP	2-0	2-0

Hitting A Home Run	4-2	14-2
Not Hitting A Home Run	1-2	3-6

Out Hit Opponent	3-3	14-3
Get Out Hit By Opponent	1-1	2-5
Equal Number of Hits	1-0	1-0

February	-	5-3
March	5-4	12-5
April	-	-
May	-	-
June	-	-

Monday	-	-
Tuesday	-	5-0
Wednesday	-	2-0
Thursday	-	-
Friday	2-1	5-1
Saturday	2-1	4-4
Sunday	1-2	1-3

One-Run Games	2-3	5-3
Two-Run Games	1-0	1-0
Three-Run Games	0-1	2-1
Four+ Run Games	2-0	9-4

Leading After 6	4-1	15-1
Trailing After 6	1-1	1-4
Tied After 6	0-2	1-3
Leading After 7	3-2	13-3
Trailing After 7	0-1	0-4
Tied After 7	2-1	3-1
Leading After 8	4-3	13-3
Trailing After 8	0-1	0-5
Tied After 8	1-0	3-0

Shutouts	1-0	2-1
Extra Innings	1-0	3-0

Score 0-5 Runs	3-2	5-6
Score 6+ Runs	2-2	11-2
Allow 0-5 Runs	5-1	14-2
Allow 6+ Runs	0-3	3-6

Commit 0 Errors	3-2	9-3
Commit 1 Error	1-1	4-2
Commit 2+ Errors	1-1	4-3

**HALL OF FAME COACH**

- **Danny Hall** is in his 26th season at Georgia Tech and his 32nd overall as a head coach in 2019. He is the winningest baseball coach in Tech history with 1,036 wins.
- Hall, who won his 1,200th career game on February 24 versus Dartmouth and his 1,000th win at Georgia Tech on March 20, versus nationally ranked Auburn, stands seventh among active Division I coaches in career victories entering the 2018 season.
- In his 40 years of college baseball – both as an assistant and head coach – Hall has been part of over 1,600 victories and seven trips to the College World Series.
- Hall has led Tech to the NCAA Tournament on 20 occasions and guided the Yellow Jackets to the NCAA College World Series in 1994, 2002 and 2006 -- the program's only three berths.

**WINNINGEST ACTIVE DIVISION I  
BASEBALL COACHES  
ENTERING 2019 SEASON**







1. Mike Martin, Florida State . . . . . 1,987
2. Mike Fox, North Carolina . . . . . 1,429
3. Paul Mainieri, LSU . . . . . 1,415
4. John Anderson, Minnesota . . . . . 1,288
5. Keith Guttin, Missouri St. . . . . 1,259
6. **DANNY HALL, Georgia Tech. . . . . 1,227**
7. Gary Gilmore, Coastal Carolina . . . 1,180
8. Tony Robichaux, La.-Lafayette. . . 1,149
9. Mike Sansing, Kennesaw St. . . . . 1,092
10. Elliott Avent, NC State . . . . . 1,057
11. Brian Shoop, UAB. . . . . 1,027
12. Bill Brown, George Mason. . . . . 1,026
13. Dave Van Horn, Arkansas . . . . . 1,014
14. Rich Hill, San Diego . . . . . 1,002

**HALL BY THE NUMBERS**

1,244	career wins as a head coach
1,036	wins at Georgia Tech
134	total draft picks coached at Tech
114	all-ACC honors
94	all-American selections by 35 GT players
52	Tech's school record for wins set in 2002
23	freshman all-Americans
20	NCAA Regional appearances at Tech
13	Academic all-America honors by GT players
13	top-two ACC offensive finishes
7	Yellow Jackets drafted in the first round
6	NCAA Super Regional appearances at Tech
5	ACC tournament titles (2000, 2003, 2005, 2012, 2014)
5	ACC regular season titles (1997, 2000, 2004, 2005, 2011)
3	College World Series appearances (only three in Tech history)

**HALL'S COACHING TREE**

## HEAD COACHES

-  Scott Stricklin - Georgia Tech Assistant 2002-04  
Kent State player 1991-93
-  Josh Holliday - Georgia Tech Assistant 2005-07
-  Greg Beals - Kent State player 1989-91
-  Bobby Moranda - Georgia Tech Assistant 2002-07
-  Mike Trapasso - Georgia Tech Assistant 1995-01
-  Eddie Uschold - Kent State Assistant

## ASSISTANT COACHES

-  Wally Crancer - Georgia Tech player 2006-07



## GAME HIGHS

### TEAM BATTING

At bats:	42	at Kennesaw State (Mar 05, 2019)
Runs scored:	14	at Mercer (Mar 19, 2019)
Hits:	18	at Mercer (Mar 19, 2019)
RBIs:	13	at Mercer (Mar 19, 2019)
Doubles:	5	at Miami (FL) (Mar 09, 2019)
	5	at Mercer (Mar 19, 2019)
Triples:	1	(4 games)
Home runs:	3	vs Illinois-Chicago (Feb 15, 2019)
	3	at Miami (FL) (Mar 08, 2019)
Total bases:	28	vs Northwestern (Mar 01, 2019)
Walks:	9	at Mercer (Mar 19, 2019)
Strikeouts:	18	at Louisville (Mar 22, 2019)
Sac hits:	2	at Miami (FL) (Mar 08, 2019)
Sac flies:	2	vs Virginia (Mar 17, 2019)
	2	vs Georgia (Mar 26, 2019)
Stolen bases:	4	vs Georgia State (Feb 26, 2019)
Hit by pitch:	3	vs Northwestern (Mar 01, 2019)
Caught stealing:	2	vs Virginia (Mar 16, 2019)
Runners LOB:	14	vs Georgia Southern (Mar 12, 2019)
Hit into DP:	3	at Miami (FL) (Mar 10, 2019)

### TEAM FIELDING

Putouts:	33	vs West Virginia (Feb 16, 2019)
	33	vs UCLA (Feb 22, 2019)
Assists:	17	vs Georgia Southern (Mar 12, 2019)
Errors:	5	vs West Virginia (Feb 16, 2019)
Passed balls:	1	vs Richmond (Feb 16, 2019)
	1	vs UCLA (Feb 24, 2019)
	1	vs Virginia (Mar 17, 2019)
DPs turned:	2	(4 games)

### TEAM PITCHING

Innings pitched:	11.0	vs West Virginia (Feb 16, 2019)
	11.0	vs UCLA (Feb 22, 2019)
Runs allowed:	9	at Miami (FL) (Mar 10, 2019)
	9	vs Virginia (Mar 15, 2019)
Earned runs:	9	vs Virginia (Mar 15, 2019)
Walks allowed:	6	vs Richmond (Feb 16, 2019)
	6	vs Georgia Southern (Mar 12, 2019)
	6	at Louisville (Mar 24, 2019)
Strikeouts:	18	vs West Virginia (Feb 16, 2019)
Hits allowed:	13	(4 games)
Doubles allowed:	4	vs UCLA (Feb 23, 2019)
	4	at Miami (FL) (Mar 08, 2019)
Triples allowed:	1	at Miami (FL) (Mar 10, 2019)
Homers allowed:	3	at Miami (FL) (Mar 09, 2019)
	3	at Mercer (Mar 19, 2019)
Wild pitches:	4	at Kennesaw State (Mar 05, 2019)
Hit batters:	3	vs UCLA (Feb 24, 2019)
	3	at Miami (FL) (Mar 08, 2019)

### INDIVIDUAL BATTING

At bats:	6	(6 games)
Runs scored:	4	Kyle McCann vs Northwestern (Mar 02, 2019)
Hits:	4	(4 games)
RBIs:	7	Kyle McCann vs Northwestern (Mar 01, 2019)
Doubles:	2	Colin Hall vs West Virginia (Feb 16, 2019)
	2	Tristin English vs Georgia Southern (Mar 12, 2019)
Triples:	1	(4 games)
Home runs:	2	Kyle McCann vs Northwestern (Mar 01, 2019)
	2	Kyle McCann vs Kennesaw State (Mar 06, 2019)
Total bases:	10	Tristin English at Miami (FL) (Mar 08, 2019)
Walks:	3	Kyle McCann vs Northwestern (Mar 01, 2019)
Strikeouts:	3	(11 games)
Sac hits:	1	(12 games)
Sac flies:	2	Tristin English vs Georgia (Mar 26, 2019)
Stolen bases:	2	Austin Wilhite at Louisville (Mar 24, 2019)
Hit by pitch:	2	Tristin English vs Northwestern (Mar 01, 2019)
	2	Tristin English vs Virginia (Mar 16, 2019)
Caught stealing:	2	Nick Wilhite vs Virginia (Mar 16, 2019)
Runners LOB:	8	Colin Hall vs Georgia Southern (Mar 12, 2019)

### INDIVIDUAL FIELDING

Putouts:	17	Kyle McCann vs West Virginia (Feb 16, 2019)
Assists:	6	(4 games)
Errors:	4	Oscar Serratos vs West Virginia (Feb 16, 2019)
Passed balls:	1	Jamie Taylor vs Richmond (Feb 16, 2019)
	1	Kyle McCann vs UCLA (Feb 24, 2019)
	1	Kyle McCann vs Virginia (Mar 17, 2019)

### INDIVIDUAL PITCHING

Innings pitched:	9.0	Connor Thomas at Louisville (Mar 23, 2019)
Runs allowed:	7	Brant Hurter at Miami (FL) (Mar 10, 2019)
Earned runs:	6	Connor Thomas vs UCLA (Feb 23, 2019)
	6	Brant Hurter at Miami (FL) (Mar 10, 2019)
Walks allowed:	3	(4 games)
Strikeouts:	13	Brant Hurter vs Northwestern (Mar 02, 2019)
Hits allowed:	9	Connor Thomas vs UCLA (Feb 23, 2019)
Doubles allowed:	3	Connor Thomas vs UCLA (Feb 23, 2019)
	3	Connor Thomas vs Northwestern (Mar 02, 2019)
	3	Amos Willingham vs Georgia (Mar 26, 2019)
Triples allowed:	1	Brant Hurter at Miami (FL) (Mar 10, 2019)
Homers allowed:	2	Amos Willingham vs Richmond (Feb 16, 2019)
	2	Keyton Gibson at Miami (FL) (Mar 09, 2019)
	2	Amos Willingham at Mercer (Mar 19, 2019)
Wild pitches:	3	Micah Carpenter at Kennesaw State (Mar 05, 2019)
Hit batters:	2	Xzavion Curry at Miami (FL) (Mar 08, 2019)

## SERIES BY SERIES STATS

### HITTING

	W-L	Avg.	R	H	2B	3B	HR	RBI	BB	K	SB
ATL Challenge	2-1	.238	12	25	4	1	4	10	15	15	2
UCLA	1-2	.158	6	15	4	0	2	24	12	28	1
Georgia State	2-0	.307	17	23	2	0	2	16	14	15	6
Northwestern	2-1	.308	22	32	6	2	3	20	10	22	1
Kennesaw State	2-0	.333	19	25	2	0	3	17	11	12	4
Miami (Fla.)	1-2	.306	16	33	7	0	4	15	14	25	2
Ga. Southern	1-0	.378	7	14	4	0	0	6	6	4	1
Virginia	2-1	.363	21	37	5	0	2	20	18	21	1
Mercer	1-0	.439	14	18	5	0	1	13	9	9	3
Louisville	2-1	.206	11	20	2	1	2	10	13	33	4
Georgia	1-0	.333	11	9	1	0	2	10	7	9	0

### PITCHING

	W-L	ERA	IP	H	R	ER	BB	K	Opp.	Avg.
ATL Challenge	2-1	3.41	29.0	25	14	11	9	39	.221	
UCLA	1-2	4.03	29.0	34	17	13	10	26	.301	
Georgia State	2-0	1.50	18.0	12	3	3	2	16	.188	
Northwestern	2-1	2.67	27.0	22	8	8	7	30	.216	
Kennesaw State	2-0	4.00	18.0	17	8	8	7	24	.250	
Miami (Fla.)	1-2	6.08	26.2	30	19	18	7	29	.270	
Ga. Southern	1-0	4.00	9.0	13	6	4	6	3	.361	
Virginia	2-1	5.33	27.0	32	17	16	4	17	.299	
Mercer	1-0	5.00	9.0	8	8	5	5	7	.229	
Louisville	2-1	2.03	26.2	19	6	6	10	23	.198	
Georgia	1-0	2.57	7.0	6	2	2	2	8	.222	

## MONTH-BY-MONTH

### UNDER COACH DANNY HALL (1994-present)

Year	Jan./Feb.	Mar.	Apr.	May/June	Final
1994	6-2	15-2	13-6	16-7	50-17
1995	7-3	11-6	13-6	7-7	38-22
1996	4-6	15-3	11-8	10-7	40-24
1997	9-0	18-2	9-8	10-5	46-15
1998	8-4	13-5	11-8	9-5	41-22
1999	8-4	15-2	8-9	7-5	38-20
2000	8-3	13-5	16-3	13-5	50-16
2001	10-1	12-6	11-7	8-6	41-20
2002	8-1	14-3	14-5	16-7	52-16
2003	7-0	14-5	11-6	12-7	44-18
2004	6-3	10-8	9-6	19-4	44-21
2005	7-2	14-3	10-7	14-7	45-19
2006	10-0	12-4	11-8	17-6	50-18
2007	6-5	12-6	9-6	5-8	32-25
2008	5-1	17-4	9-8	10-8	41-21
2009	6-1	12-3	10-7-1	10-8	38-19-1
2010	7-1	15-2	13-5	12-7	47-15
2011	5-3	16-2	10-8	11-8	42-21
2012	7-2	11-8	8-9	12-7	38-26
2013	8-1	13-5	7-10	9-11	37-27
2014	5-4	10-9	11-6	11-8	37-27
2015	7-3	11-7	8-7	6-6	32-23
2016	7-0	12-5	10-9	9-11	38-25
2017	7-1	7-9	7-11	6-7	27-28
2018	6-2	10-9	8-10	7-6	31-27
2019	5-3	11-5			16-8
<b>TOTALS</b>	<b>179-56</b>		<b>257-183-1</b>		<b>1036-540-1</b>
		<b>334-128</b>		<b>266-173</b>	

## GAME-WINNING PLAYS

*Game-winning plays are ones that give Tech the lead or break a tie en route to win*

Game	Play	Inn.	Final
Illinois-Chicago	Kyle McCann home run	3	6-3
West Virginia	Nick Wilhite bases-loaded single#	11	5-4
UCLA	Kyle McCann solo home run#	11	4-3
Georgia State	Oscar Serratos single left side	1	7-3
Georgia State	Oscar Serratos single left side	3	10-0
Northwestern	Chase Murray RBI single	2	12-1
Northwestern	Austin Wilhite 2-RBI single	4	9-2
Kennesaw State	Nick Wilhite RBI single	2	10-7
Kennesaw State	Kyle McCann 2-run homer	1	9-1
Miami	Kyle McCann one-run homer	10	5-4
Georgia Southern	Michael Guldborg 2-RBI double	7	7-6
Virginia	Luke Waddell 2-RBI single	2	7-3
Virginia	Kyle McCann RBI double	1	6-5
Mercer	Austin Wilhite RBI double	2	14-8
Louisville	Kyle McCann RBI double	8	3-1
Louisville	Baron Radcliff 2-RBI homer	2	4-0
Georgia	Luke Waddell 2-RBI homer	6	11-2
# – walk-off win			

GAME WINNING RBI LEADERS	2019	CAREER
Kyle McCann	7	12
Tristin English	-	8
Austin Wilhite	3	8
Colin Hall	-	5
Chase Murray	1	5
Nick Wilhite	2	5
Luke Waddell	4	4
Michael Guldborg	2	3
Oscar Serratos	2	2
Baron Radcliff	2	3

GAME WINNING RUNS LEADERS	2019	CAREER
Tristin English	-	10
Kyle McCann	6	10
Oscar Serratos	2	6
Austin Wilhite	2	6
Carter Hall	-	4
Chase Murray	1	4
Colin Hall	-	3
Luke Waddell	2	3
Michael Guldborg	1	2
Nick Wilhite	2	2
Baron Radcliff	1	1

**2019 #FUTUREJACKETS**

Jackson Finley, RHP	Pacific Palisades, Calif.
Jadyn Jackson, INF	Sugar Hill, Ga.
Andrew Compton, INF	Berkeley Heights, N.J.
Harrison Thiel, INF	Parrish, Fla.
Jacob Gooch, C	Cartersville, Ga.
Tres Gonzalez, OF	Sandy Springs, Ga.
Zachary Maxwell, RHP	Acworth, Ga.
Brody Westbrooks, RHP	Cumming, Ga.
Dalton Smith, LHP	Valdosta, Fla.
Jake Holland, C	Clermont, Fla.
Evan Boyle, LHP	McDonough, Ga.
Jackson Arnold, RHP	Auburn, Ala.

**2019 MLB #PROJACKETS**

Charlie Blackmon, OF	Rockies
Buck Farmer, RHP	Tigers
Derek Dietrich, INF	Reds
Daniel Palka, OF	White Sox
Matt Wieters, C	Cardinals



Blackmon




Dietrich



Farmer



Palka



Wieters

**YELLOW JACKETS BIG INNINGS***\* FOUR OR MORE RUNS*

DATE	OPPONENT	INN.	BATTERS	R	H	E	GT RESULT
2/15	UIC	3rd	7	4	4	0	W, 6-3
2/27	Georgia State	3rd	9	4	4	0	W, 10-0
3/1	Northwestern	4th	11	5	4	0	
		5th	10	5	5	0	W, 12-1
3/19	Mercer	5th	13	7	7	0	W, 14-8
3/26	No. 4 Georgia	5th	10	6	5	0	
		6th	8	4	2	1	W, 11-2

**RECORD WITH A BIG INNING: 5-0****OPPONENT BIG INNINGS***\* FOUR OR MORE RUNS*

DATE	OPPONENT	INN.	BATTERS	R	H	E	GT RESULT
2/16	Richmond	5th	7	4	3	0	L, 7-1
2/23	No. 3 UCLA	3rd	7	4	4	0	L, 8-2
3/2	Northwestern	8th	9	5	5	0	L, 5-1

**RECORD WHEN ALLOWING A BIG INNING: 0-3**

**GAMES STARTED** (POSITION PLAYERS)

Player	2019	CAREER	CURRENT STREAK
Tristin English	26	137	36
Austin Wilhite	24	129	8
Chase Murray	15	114	-
Kyle McCann	25	112	66
Colin Hall	22	73	39
Nick Wilhite	25	70	30
Oscar Serratos	24	55	4
Luke Waddell	21	52	17
Carter Hall	-	23	-
Baron Radcliff	11	27	10
Michael Guldborg	24	33	24
Jackson Webb	6	6	-
Xzavion Curry	-	1	-

**STREAKS** (POSITION PLAYERS)

PLAYER	HITTING		ON-BASE	
	CURRENT	LONGEST	CURRENT	LONGEST
Charlie Benson	-	-	-	1
Xzavion Curry	-	2	-	2
Tristin English	1	9	-	14*
Michael Guldborg	3	7*	10	10*
Carter Hall	-	4	-	11
Colin Hall	7	10*	7	22*
Kyle McCann	-	10*	14	16
Chase Murray	4	10	4	17
Cole Neuber	-	1	-	2
Baron Radcliff	1	4	1	9*
Paxton Rigby	-	1	-	2
Oscar Serratos	2	8	2	9
Jamie Taylor	-	2	-	2
Cameron Turley	-	1	-	1
Luke Waddell	3	9*	3	10*
Jackson Webb	-	6*	8	8*
Austin Wilhite	2	7	2	11
Nick Wilhite	1	6*	1	6*
Billy Zimmershine	-	-	-	1

\*Longest is career long

**PINCH HITTING BREAKDOWN**

PLAYER	AVG.	AB-H-RBI	2B-3B-HR	BB-HBP-SO
Michael Guldborg	.000	0-0-0	0-0-0	1-0-0
Cole Neuber	.000	3-0-0	0-0-0	3-0-0
Baron Radcliff	.000	2-0-0	0-0-0	3-0-2
Paxton Rigby	.333	4-1-0	0-0-0	0-0-0
Charlie Benson	.000	0-0-0	0-0-0	0-1-0
Ryan Miller	.000	2-0-0	0-0-0	0-0-1
Billy Zimmershine	.000	0-0-0	0-0-0	1-0-0

**CAREER HOME RUNS**

\* – Leadoff ITP – Inside-the-Park GS – Grand Slam

TRISTIN ENGLISH	Opponent	On Base	Inning	Outs	Count	Score	Final
1. April 17, 2016	NC State	0 . . .	5	2	2-1	4-5	W, 14-7
2. April 23, 2016	at Clemson	. . . 2 .	1	1	0-0	1-0	W, 16-1
3. April 23, 2016	at Clemson	0 . . .	5	1	1-1	11-1	W, 16-1
4. May 24, 2016	vs. Boston College	. 1 . . .	9	1	1-1	4-0	W, 6-0
5. June 4, 2016	vs. Bethune-Cookman	. . . 2 .	9	0	1-1	8-3	W, 12-3
6. Feb. 17, 2018	Bradley	. 1 . . .	3	0	0-0	3-3	L, 7-10
7. Feb. 24, 2018	Dartmouth (2)	0 . . .	5	1	0-1	4-5	W, 11-5
8. Mar. 7, 2018	at Georgia State	. 1 . . .	1	2	2-2	0-0	W, 12-6
9. Mar. 16, 2018	Virginia Tech	. . . . 3 GS	7	2	1-2	11-7	W, 16-9
10. Mar. 30, 2018	Miami	. 1 . . .	1	2	0-1	0-0	W, 6-1
11. May 18, 2018	Duke	. . . 2 .	6	1	1-0	17-5	W, 20-7
12. Feb. 27, 2019	Georgia State	. 1 . . .	4	0	2-0	4-0	W, 10-0
13. Mar. 14, 2019	Miami	. 1 . . .	3	0	1-1	1-0	W, 5-4
14. Mar. 14, 2019	Miami	0 . . .	5	0	2-2	3-3	W, 5-4
15. Mar. 16, 2019	Miami	. 1 . . .	1	1	0-0	0-0	L, 6-5

MICHAEL GULDBERG	Opponent	On Base	Inning	Outs	Count	Score	Final
1. Feb. 23, 2018	Dartmouth	. . . 2 .	8	1	3-1	7-0	W, 10-0
2. Mar. 20, 2018	Auburn	. . . 2 .	4	1	0-0	3-0	W, 6-4

CARTER HALL	Opponent	On Base	Inning	Outs	Count	Score	Final
1. April 23, 2016	at Clemson	. 1 . . .	8	1	2-1	14-1	W, 16-1
2. Mar. 21, 2017	Auburn	. 1 . . .	7	1	0-1	2-7	L, 4-7
3. Mar. 2, 2018	UIC	. . . 2 .	4	1	2-2	2-0	W, 5-0
4. Mar. 7, 2018	at Georgia State	. 1 . . .	5	0	0-0	7-2	W, 12-6

COLIN HALL	Opponent	On Base	Inning	Outs	Count	Score	Final
1. April 28, 2018	Wake Forest	* 0 . . .	3	0	0-1	1-0	W, 5-1
2. May 18, 2018	Duke	. . . 2 .	3	2	1-0	2-3	W, 20-7

KYLE MCCANN	Opponent	On Base	Inning	Outs	Count	Score	Final
1. Feb. 24, 2017	Youngstown State	* 0 . . .	8	0	3-1	14-6	W, 15-6
2. Feb. 25, 2017	Youngstown State	. 1 . . .	6	1	1-2	10-6	W, 14-6
3. Mar. 19, 2017	North Carolina	. 1 . . .	3	1	0-0	1-0	L, 4-7
4. April 4, 2017	at Auburn	. 1 . . .	5	0	1-2	7-8	W, 11-8
5. April 21, 2017	at Virginia Tech (1)	* 0 . . .	7	0	2-2	2-1	W, 13-3
6. April 21, 2017	at Virginia Tech (2)	0 . . .	2	1	1-1	2-0	L, 4-8
7. April 25, 2017	Georgia	* 0 . . .	5	0	1-0	1-4	L, 5-7
8. May 14, 2017	at Duke	* 0 . . .	7	0	0-1	1-1	W, 5-3
9. May 19, 2017	Virginia	* 0 . . .	2	0	3-1	0-9	L, 3-16
10. Feb. 24, 2018	Dartmouth (2)	0 . . .	3	2	2-2	2-4	W, 11-5
11. Feb. 24, 2018	Dartmouth (2)	0 . . .	5	1	1-0	5-5	W, 11-5
12. Feb. 24, 2018	Dartmouth (2)	. 1 . . .	6	2	3-1	8-5	W, 11-5
13. Feb. 27, 2018	Arkansas-Pine Bluff	. 1 . . .	7	0	3-1	4-0	W, 8-0
14. Mar. 10, 2018	at Clemson (2)	. 1 . . .	4	2	2-2	0-9	L, 2-13
15. Mar. 18, 2018	Virginia Tech	. 1 . . .	2	0	0-0	5-1	W, 10-6
16. Mar. 24, 2018	at NC State	0 . . .	9	2	0-2	5-9	L, 6-9
17. April 10, 2018	at Mercer	. . . . 3 GS	5	0	0-0	0-4	W, 16-8
18. April 10, 2018	at Mercer	0 . . .	7	1	2-2	9-5	W, 16-8
19. April 13, 2018	at Pittsburgh	. . . . 3 GS	9	1	3-1	3-3	W, 7-3
20. April 18, 2018	Kennesaw State	. . . . 3 GS	2	2	1-2	2-3	W, 17-7
21. April 18, 2018	Kennesaw State	. . . 2 .	5	2	0-1	10-4	W, 17-7
22. April 21, 2018	at North Carolina	* 0 . . .	7	0	2-1	5-2	L, 8-9
23. April 28, 2018	Wake Forest	. 1 . . .	7	1	2-1	3-1	W, 5-1
24. May 18, 2018	Duke	* 0 . . .	5	0	1-2	5-4	W, 20-7
25. Feb. 15, 2019	Illinois-Chicago	0 . . .	3	1	2-2	0-0	W, 6-3
26. Feb. 16, 2019	West Virginia	. 1 . . .	1	2	2-0	0-0	W, 5-4 (11)
27. Feb. 22, 2019	No. 3 UCLA	* 0 . . .	11	0	1-1	3-3	W, 4-3 (11)
28. March 1, 2019	Northwestern	0 . . .	3	1	2-2	1-0	W, 12-1
29. March 1, 2019	Northwestern	. . . . 3 GS	4	2	1-1	2-0	W, 12-1
30. March 2, 2019	Northwestern (1)	0 . . .	5	1	1-0	3-2	W, 9-2
31. March 5, 2019	Kennesaw State	. 1 . . .	3	1	3-0	1-0	W, 10-7

**CAREER HOME RUNS**

\* – Leadoff ITP – Inside-the-Park GS – Grand Slam

32. March 6, 2019	Kennesaw State	. 1 . .	1	2	3-2	0-0	W, 9-1
33. March 6, 2019	Kennesaw State	. 1 . .	7	1	2-2	6-0	W, 9-1
34. March 8, 2019	Miami	0 . . .	10	0	0-2	4-4	W, 5-4
35. March 15, 2019	Virginia	* 0 . . .	2	0	3-2	0-2	L, 9-8
36. March 16, 2019	Virginia	* 0 . . .	6	0	1-1	4-1	W, 7-3

CHASE MURRAY	Opponent	On Base	Inning	Outs	Count	Score	Final
1. Feb. 24, 2017	Youngstown State	. . 2 .	2	2	1-1	8-0	W, 15-6
2. Mar. 12, 2017	at Miami	. 1 . .	8	0	0-0	4-13	L, 7-17
3. Feb. 24, 2018	Dartmouth (1)	0 . . .	1	1	1-0	0-0	W, 12-9
4. Feb. 24, 2018	Dartmouth (1)	. . 2 .	2	2	0-0	3-2	W, 12-9
5. April 13, 2018	at Pittsburgh	* 0 . . .	8	0	0-0	1-3	W, 7-3
6. April 21, 2018	at North Carolina	. 1 . .	4	0	2-0	0-2	L, 8-9
7. April 28, 2018	Wake Forest	* 0 . . .	2	0	0-0	0-0	W, 5-1
8. May 5, 2018	Radford	0 . . .	8	1	0-2	7-8	W, 11-8
9. Feb. 15, 2019	Illinois-Chicago	. 1 . .	3	1	0-1	1-0	W, 6-3

BARON RADCLIFF	Opponent	On Base	Inning	Outs	Count	Score	Final
1. Mar. 4, 2018	UIC	0 . . .	9	2	2-2	4-12	L, 5-12
2. Mar. 31, 2018	Miami	. . 2 .	8	2	0-2	8-4	W, 13-4
3. April 18, 2018	Kennesaw State	. 1 . .	8	0	0-1	15-7	W, 17-7
4. May 5, 2018	Radford	. . 2 .	10	2	1-1	8-8	W, 11-8
5. Mar. 22, 2018	No. 4 Louisville	0 . . .	9	2	2-2	2-1	W, 31
6. Mar. 23, 2018	No. 4 Louisville	. 1 . .	2	1	0-0	0-0	W, 4-0
7. Mar. 26, 2019	No. 4 Georgia	. 1 . .	5	2	2-2	4-2	W, 11-2

OSCAR SERRATOS	Opponent	On Base	Inning	Outs	Count	Score	Final
1. Mar. 21, 2018	Mercer	* 0 . . .	3	0	3-2	0-3	L, 2-6
2. April 8, 2018	Florida State	0 . . .	6	2	3-2	9-1	W, 16-3
3. May 5, 2018	Radford	0 . . .	3	2	0-1	3-2	W, 11-8
4. Feb. 15, 2019	Illinois-Chicago	0 . . .	3	1	1-0	3-0	W, 6-3
5. Feb. 27, 2019	Georgia State	0 . . .	6	1	3-2	7-0	W, 10-0

LUKE WADDELL	Opponent	On Base	Inning	Outs	Count	Score	Final
1. Mar. 16, 2018	Virginia Tech	0 . . .	4	1	1-0	4-3	W, 16-9
2. Feb. 22, 2019	No. 3 UCLA	0 . . .	5	2	2-2	2-2	W, 4-3 (11)
2. Mar. 26, 2019	No. 4 Georgia	. 1 . .	5	1	3-1	1-2	W, 11-2

AUSTIN WILHITE	Opponent	On Base	Inning	Outs	Count	Score	Final
1. Mar. 21, 2017	Auburn	0 . . .	5	1	1-0	0-5	L, 4-7
2. Feb. 24, 2018	Dartmouth (1)	0 . . .	2	0	1-1	2-2	W, 12-9
3. April 8, 2018	Florida State	0 . . . ITP	6	2	1-0	10-1	W, 16-3
4. April 10, 2018	at Mercer	* 0 . . .	8	0	0-1	10-7	W, 16-8
5. April 14, 2018	at Pittsburgh	0 . . .	4	2	1-0	1-0	L, 3-4
6. April 15, 2018	at Pittsburgh	. 1 . .	4	2	2-1	2-2	L, 5-6
7. May 11, 2018	at Virginia	0 . . .	5	1	1-2	0-1	L, 6-8
8. Mar. 19, 2019	at Mercer	. . 2 .	5	0	3-2	5-3	W, 14-8

**MULTIPLE HIT GAMES**

	2019 SEASON					CAREER				
	2	3	4	5+	Total	2	3	4	5+	Total
English	5	2	-	-	7	36	9	3	-	48
Murray	5	-	-	-	5	30	7	2	-	39
A. Wilhite	3	1	-	-	4	25	11	2	-	38
McCann	6	2	-	-	8	14	9	1	-	24
Colin Hall	5	1	1	-	7	18	3	1	-	22
Serratos	8	-	-	-	8	13	2	1	-	16
Waddell	1	3	1	-	5	10	3	1	-	14
Guldborg	8	3	2	-	13	9	3	2	-	14
N. Wilhite	6	2	-	-	8	8	3	-	-	11
Carter Hall	-	-	-	-	-	5	-	-	-	5
Radcliff	1	-	-	-	1	2	1	-	-	3
Curry	-	-	-	-	-	1	-	-	-	1

**MULTIPLE RBI GAMES**

	2019 SEASON					CAREER				
	2	3	4	5+	Total	2	3	4	5+	Total
English	3	3	-	-	6	19	9	4	2	34
Murray	1	-	-	-	1	11	5	1	-	17
McCann	5	1	1	1	8	13	4	3	3	23
A. Wilhite	1	1	1	-	3	11	4	2	1	18
Colin Hall	3	-	-	-	3	7	1	-	-	8
Carter Hall	-	-	-	-	-	2	2	-	-	4
Guldborg	3	1	-	-	4	3	3	-	-	6
Serratos	2	-	-	-	2	6	-	-	-	6
N. Wilhite	1	1	-	-	2	5	1	-	-	6
Radcliff	3	-	-	-	3	3	3	-	-	6
Waddell	2	1	-	-	3	4	1	-	-	5
Curry	-	-	-	-	-	1	-	-	-	1

**CAREER WALK-OFF HITS**

Player (Date)	Play	Inn. Final
Murray vs. Pittsburgh (5/6/17)	Sacrifice fly	B9 8-7
A. Wilhite vs. Radford (5/4/18)	Ground-rule double	B9 6-5
Radcliff vs. Radford (5/5/18)	Three-run home run	B10 11-8
N. Wilhite vs. WVU (2/16/19)	Bases-loaded single	B11 5-4
K. McCann vs #3 UCLA (2/22/19)	Solo home run	B11 4-3

# STARTERS

## STARTING PITCHER RECORDS

PITCHER	2019 STARTS	2019	CAREER
Micah Carpenter	-	-	0-0
Hugh Chapman	-	-	0-1
Xzavion Curry	6	3-0	16-8
Tristin English	-	-	2-4
Keyton Gibson	-	-	5-6
Jonathan Hughes	-	-	4-3
Brant Hurter	5	1-2	6-5
Jake Lee	-	-	4-5
Cort Roedig	2	1-1	1-1
Will Shirah	-	-	0-1
Connor Thomas	6	3-1	10-5
Amos Willingham	5	4-0	4-0

\* CAREER RECORD IS RECORD AS A STARTER (NOT OVERALL)

## STARTING PITCHER STATS

PITCHER	STARTS	IP	W-L	ERA
Cort Roedig	3	10.2	1-1	1.69
Amos Willingham	5	28.1	4-0	1.91
Connor Thomas	6	41.1	3-1	2.83
Xzavion Curry	6	35.1	3-0	3.31
Brant Hurter	5	30.2	1-2	3.52

\* STATS AS A STARTER IN 2019 (NOT OVERALL)

## STARTING PITCHERS GAME-BY-GAME

PITCHER	DATE	OPPONENT	DEC.	IP	H	R	ER	BB	SO	NP	SCORE	FINAL
											W/LEFT	SCORE
Xzavion Curry	2/15	UIC	W	5.0	5	1	1	0	9	88	5-2	6-3
Cort Roedig	2/16	Richmond	L	1.1	1	2	2	3	1	41	0-0	1-7
Connor Thomas	2/16	West Virginia	ND	7.0	5	3	0	2	10	91	4-3	5-4
Xzavion Curry	2/22	No. 3 UCLA	ND	5.0	5	2	1	3	4	91	3-2	4-3
Connor Thomas	2/23	No. 3 UCLA	L	5.0	9	6	6	1	5	80	2-6	2-8
Brant Hurter	2/24	No. 3 UCLA	L	5.0	6	2	1	0	7	78	0-1	0-6
Cort Roedig	2/27	Georgia State	ND	4.0	3	1	1	1	1	53	2-1	7-3
Amos Willingham	2/28	Georgia State	W	6.0	3	0	0	0	5	76	8-0	10-0
Xzavion Curry	3/1	Northwestern	W	5.0	2	0	0	2	7	93	12-0	12-1
Connor Thomas	3/2 (1)	Northwestern	W	7.0	6	2	2	2	6	95	6-2	9-2
Brant Hurter	3/2 (2)	Northwestern	ND	7.0	4	0	0	0	13	90	1-0	1-5
Amos Willingham	3/5	Kennesaw State	W	5.0	5	1	1	1	3	81	5-1	10-7
Cort Roedig	3/6	Kennesaw State	W	5.1	3	0	0	1	7	68	5-0	9-1
Xzavion Curry	3/8	Miami	ND	6.1	7	4	4	0	9	106	4-4	5-4
Connor Thomas	3/9	Miami	ND	6.0	7	3	3	1	5	91	3-3	5-6
Brant Hurter	3/10	Miami	L	5.2	6	7	6	2	8	93	2-7	6-9
Amos Willingham	3/12	Georgia Southern	ND	5.0	7	2	2	0	0	57	3-2	7-6
Xzavion Curry	3/15	Virginia	ND	6.0	8	5	5	2	3	109	5-4	8-9
Connor Thomas	3/16	Virginia	W	7.1	7	2	2	0	6	103	7-1	7-3
Brant Hurter	3/17	Virginia	W	7.0	7	2	2	0	7	93	6-1	6-5
Amos Willingham	3/19	Mercer	W	6.0	6	4	1	0	4	69	14-4	14-8
Xzavion Curry	3/22	No. 4 Louisville	W	8.0	1	1	1	2	9	113	3-1	3-1
Connor Thomas	3/23	No. 4 Louisville	W	9.0	5	0	0	2	5	96		4-0
Brant Hurter	3/24	No. 4 Louisville	ND	6.0	8	3	3	2	4	96	3-2	4-5
Amos Willingham	3/26	No. 4 Georgia	W	6.1	6	2	2	2	8	107	11-2	11-2

**BULLPEN GAME-BY-GAME**

OPPONENT	DATE	W-L-S	PITCHERS	INN.	IP	H	R-ER	BB-SO
UIC	2/15	S	Hurter, Hughes, English (S)	6th	4.0	1	1-1	1-5
Richmond	2/16		Willingham, Carpenter, Shirah	2nd	7.2	12	6-6	3-6
West Virginia	2/16	W	English, Gibson, Bartnicki (W)	8th	4.0	1	1-1	0-8
UCLA	2/22	W	Bartnicki, Hughes, English (W)	6th	6.0	4	1-1	2-4
UCLA	2/23		Chapman, Carpenter, Shirah, Lee, Willingham	6th	3.0	4	2-2	1-2
UCLA	2/24		Gibson, Bartnicki, Hughes, Lee, Shirah, Chapman	6th	3.0	6	4-2	3-4
Georgia State	2/26	W	Gibson (W), English	5th	4.0	3	2-2	1-5
Georgia State	2/27		Bartnicki, Mannelly	7th	3.0	3	0-0	0-5
Northwestern	3/1		Brace, Barlow, Winborne	6th	4.0	3	1-1	2-0
Northwestern	3/2 (1)		Hughes	8th	2.0	1	0-0	0-2
Northwestern	3/2 (2)	L	Gibson, English, Bartnicki, Chapman, Mannelly	8th	2.0	6	5-5	1-1
Kennesaw State	3/5	W	Bartnicki, Carpenter	6th	4.0	7	6-6	3-10
Kennesaw State	3/6	W	Mannelly, Chapman, Hughes	6th	3.2	2	1-1	2-4
Miami	3/8	W	Hughes	7th	3.2	3	0-0	1-0
Miami	3/9	L	Gibson	7th	2.2	3	3-3	1-3
Miami	3/10		Willingham, Carpenter, Bartnicki, Lee	6th	2.1	4	2-2	2-4
Georgia Southern	3/12	W, S	Roedig, Gibson, Hughes, Bartnicki	6th	4.0	6	4-2	3-1
Virginia	3/15	L	Bartnicki, Hughes, Gibson	7th	3.0	5	4-4	0-0
Virginia	3/16		Chapman	8th	1.2	1	1-0	0-0
Virginia	3/17	S	Gibson, Lee, Bartnicki, English	8th	2.0	4	3-3	2-1
Mercer	3/19		Shirah, Roedig, Lee, Carpenter	7th	3.0	2	4-4	5-3
Louisville	3/22	S	English	9th	1.0	1	0-0	0-1
Louisville	3/23		N/A					
Louisville	3/24	L	Lee, Bartnicki, Hughes	7th	2.2	4	2-2	4-4
Georgia	3/26		Lee	7th	0.2	0	0-0	0-0

**OUT OF THE BULLPEN \***

PITCHER	W-L-S	APP	ERA	IP	H	R	ER	BB	K	B/AVG.
Joseph Mannelly	0-0-0	3	0.00	2.2	2	0	0	0	2	.250
Jake Brace	0-0-0	1	0.00	2.0	1	0	0	0	1	.167
Brant Hurter	0-0-0	1	0.00	1.0	0	0	0	1	3	.000
Robert Winborne	0-0-0	1	0.00	1.0	1	0	0	1	0	.250
Hugh Chapman	0-0-0	5	1.80	5.0	5	2	1	2	8	.250
Jonathan Hughes	2-2-0	9	3.93	18.1	19	10	8	8	11	.288
Jake Lee	0-0-0	6	4.15	4.1	2	2	2	2	6	.133
Tristin English	1-0-3	7	4.35	10.1	11	5	5	0	10	.282
Cort Roedig	0-0-0	2	6.75	1.1	2	3	1	3	2	.286
Micah Carpenter	0-0-0	5	7.04	7.2	12	6	6	4	12	.343
Keyton Gibson	1-2-0	8	7.71	9.1	6	8	8	5	11	.182
Luke Bartnicki	0-0-1	11	7.27	8.2	12	7	7	7	11	.343
Walker Barlow	0-0-0	1	9.00	1.0	1	1	1	1	1	.250
Will Shirah	0-0-0	4	10.12	2.2	3	3	3	4	1	.273
Amos Willingham	0-0-0	2	11.57	4.2	9	6	6	2	3	.409

\* DOES NOT INCLUDE STARTS

**BULLPEN****SAVE OPPORTUNITIES**

PITCHER	2019	CAREER
Micah Carpenter	-	0/1
Tristin English	2/3	2/3
Jonathan Hughes	0/3	1/5
Jake Lee	-	2/2
Connor Thomas	-	1/2
Luke Bartnicki	1/1	1/1

**INHERITED RUNNERS**

PITCHER	2019	CAREER
Luke Bartnicki	11/2	11/2
Jake Brace	-	3/1
Micah Carpenter	1/1	38/20
Hugh Chapman	3/0	7/2
Tristin English	4/4	11/6
Keyton Gibson	6/4	23/14
Jonathan Hughes	10/3	11/4
Brant Hurter	1/0	3/0
Jake Lee	7/1	43/20
Joseph Mannelly	3/0	8/1
Oscar Serratos	-	5/0
Will Shirah	5/1	5/1
Connor Thomas	-	3/2
Cameron Turley	-	0/0
Nick Wilhite	-	1/0
Amos Willingham	5/3	5/3
Robert Winborne	-	50/25

## GAME-BY-GAME RESULTS

PITCHER OF RECORD								
DATE	OPPONENT	W-L	SCORE	ATT.	GT PITCHER	OPP. PITCHER	RECORD	NOTES
2/15	UIC	W	6-3	1,017	Xzavion Curry	Jacob Key	1-0	Curry throws 5.0 scoreless, 9 K's; Three homers in third inning; English save
2/16	Richmond	L	7-1	1,240	Cort Roedig	Jacob Lamb	1-1	Held to just five hits to UR's 13; Finished 1-11 with runners on; went 0-8 with RISP
2/16	West Virginia	W	5-4 (11)	1,163	Luke Bartnicki	Beau Lowery	2-1	Thomas fans 10 in 7.0 for no decision; Bartnicki first app.; N. Wilhite walks off in 11th
2/22	No. 3 UCLA	W	4-3 (11)	1,134	Tristin English	Kyle Mora	3-1	Curry allows one earned in 5.0; English throws shutout final 3.0; McCann walk-off HR
2/23	No. 3 UCLA	L	8-2	1,251	Connor Thomas	Jack Ralston	3-2	Tech held to just four hits; Webb starts at 2B for injured Waddell; pen allows 1 R in 4.0
2/24	No. 3 UCLA	L	6-0	1,501	Brant Hurter	Jesse Bergin	3-3	Tech is shut out, held to four hits; Hurter deals 7 Ks, 1 ER in 5.0; McCann doubles
2/26	Georgia State	W	7-3	731	Keyton Gibson	Joseph Brandon	4-3	Gibson throws hitless 3.0 with 4 K's; Guldberg has three hits, McCann has two hits
2/27	Georgia State	W	10-0	243	Amos Willingham	Brendon Case	5-3	Tech issues 10 K's, no walks; Willingham throws 6.0 shutout; N. Wilhite has three hits
3/1	Northwestern	W	12-1	880	Xzavion Curry	Hank Christie	6-3	Curry throws 5.0 shutout innings, McCann launches two HR, one grand slam
3/2	Northwestern [1]	W	9-2	1,129	Connor Thomas	Quinn Lavelle	7-3	Thomas throws gem, Hughes closes final 2.0; McCann solo HR
3/2	Northwestern [2]	L	1-5	1,131	Keyton Gibson	Ryan Bader	7-4	Hurter fans 13 in 7.0 innings, no walks; GT gives up five runs in the eighth for loss
3/5	Kennesaw State	W	10-7	302	Amos Willingham	L. McLinskey	8-4	Tech combines for 14 hits, builds 10-1 lead then subs in nine new players
3/6	Kennesaw State	W	9-1	635	Cort Roedig	Jared Rine	9-4	Roedig tosses career start, fanning high seven; McCann blasts two home runs
3/8	Miami *	W	5-4 (10)	2,729	Jonathan Hughes	D. Federman	10-4	English homers twice; Hughes tosses 3.2 scoreless in relief, McCann homers in 10th
3/9	Miami *	L	6-5	2,801	Keyton Gibson	T. Keysor	10-5	Tech battles back from 0-3 deficit, takes 5-4 lead in eighth; Miami walk-off HR in 9th
3/10	Miami *	L	9-6	2,320	Brant Hurter	Brian Van Belle	10-6	Two errors and 2-out runs doom Tech; English homers; Tech scores four in ninth
3/12	Georgia Southern	W	7-6	990	Jonathan Hughes	Jonathan Edwards	11-6	Come-from-behind win, season-high six walks issued; English, Guldberg three doubles
3/15	Virginia *	L	9-8	1,055	Jonathan Hughes	Devin Ortiz	11-7	Tech allowed five runs over final three innings, three in ninth; Guldberg belts four hits
3/16	Virginia *	W	7-3	986	Connor Thomas	GriFF McGarry	12-7	Quality start win for Thomas, fans six, walks none; 9-1-2 lineup spots combine for 9 hits
3/17	Virginia *	W	6-5	1,031	Brant Hurter	Mike Vasil	13-7	Huter shoves for 7.0 IP, gets 7 K's; UVA scores three in eighth; English gets second save
3/19	Mercer	W	14-8	678	Amos Willingham	Sawyer Gipson-Long	14-7	Season-high 18 hits; Career-high four hits for Waddell, Hall; Willingham throws first QS
3/22	No. 4 Louisville *	W	3-1	1,110	Xzavion Curry	Reid Detmers	15-7	Curry holds UL to one hit, one run in 8.0 IP; English save; Tech scores 3 over final three
3/23	No. 4 Louisville *	W	4-0	1,260	Connor Thomas	Nick Bennett	16-7	Thomas throws first-career complete-game shutout, allowing just five hits total
3/24	No. 4 Louisville *	L	5-4	833	Jonathan Hughes	Michael Kirian	16-8	Tech is a pitch away twice before a bases-loaded 2-RBI single walks it off for UL
3/26	No. 4 Georgia	W	11-2 (7)	1,974	Amos Willingham	Adam Goodman	17-8	Willingham throws 5.1 shutout while, scoring 10 over 5th, 6th; Waddell, Radcliff homer

[ ] game in doubleheader

() extra inning game

\* ACC games

# Children's Healthcare of Atlanta Spring Classic (SunTrust Park)

## 2019 OVERALL SEASON STATISTICS

RECORD: 17-8 HOME: 11-5 AWAY: 6-3 NEUTRAL: 0-0 ACC: 5-4

Michael Guldborg	.476	24-23	82	21	39	1	0	0	14	40	.488	8	2	8	0	.527	1	4	1-1	0	1	1	.500
Kyle McCann	.360	25-25	86	22	31	9	0	12	32	76	.884	32	0	22	0	.534	0	0	0-0	173	18	1	.995
Luke Waddell	.321	21-21	84	22	27	4	1	2	13	39	.464	14	1	10	0	.424	0	1	4-4	25	55	1	.988
Colin Hall	.283	25-25	99	11	28	9	0	0	12	37	.374	4	0	20	1	.302	3	1	1-1	39	1	0	1.000
Nick Wilhite	.275	25-25	91	11	25	2	0	0	10	27	.297	9	0	16	3	.340	0	2	4-6	65	1	0	1.000
Baron Radcliff	.267	21-11	45	9	12	2	0	3	9	23	.511	16	0	19	0	.459	0	0	2-2	31	0	0	1.000
Oscar Serratos	.255	24-24	98	12	25	2	1	2	12	35	.357	4	2	28	1	.292	2	0	3-3	9	40	9	.845
Austin Wilhite	.253	23-23	79	13	20	3	1	1	13	28	.354	17	0	24	1	.378	2	1	4-4	35	62	4	.960
Tristin English	.242	25-25	91	19	22	7	1	4	20	43	.473	9	11	15	4	.362	5	0	0-0	188	14	2	.990
Chase Murray	.234	15-15	64	11	15	2	0	1	4	20	.313	6	0	14	2	.300	0	0	3-3	32	1	0	1.000
-----																							
Jackson Webb	.273	15-6	22	4	6	0	0	0	3	6	.273	3	1	7	0	.385	0	3	3-3	24	19	1	.977
Paxton Rigby	.200	5-0	5	0	1	0	0	0	1	1	.200	0	0	0	0	.167	1	0	0-0	0	0	0	.000
Jamie Taylor	.000	5-1	6	0	0	0	0	0	0	0	.000	1	0	3	0	.143	0	0	0-0	28	2	0	1.000
Cole Neuber	.000	8-0	5	0	0	0	0	0	0	0	.000	3	1	1	0	.444	0	0	0-0	1	0	0	1.000
Ryan Miller	.000	4-0	4	0	0	0	0	0	0	0	.000	0	0	4	0	.000	0	0	0-0	4	0	0	1.000
Cameron Turley	.000	3-1	2	0	0	0	0	0	0	0	.000	1	0	1	0	.333	0	0	0-0	10	1	0	1.000
Micah Carpenter	.000	1-0	1	0	0	0	0	0	0	0	.000	0	0	0	0	.000	0	0	0-0	2	1	0	1.000
Billy Zinnershine	.000	2-0	1	0	0	0	0	0	0	0	.000	1	0	0	0	.500	0	0	0-0	1	2	1	.750
Charlie Benson	.000	6-0	1	1	0	0	0	0	0	0	.000	1	1	1	0	.667	0	0	0-0	3	0	0	1.000
Totals	.290	25	866	156	251	41	4	25	143	375	.433	129	19	193	12	.388	14	12	25-27	679	247	23	.976
Opponents	.250	25	872	108	218	36	1	21	97	319	.366	69	14	222	13	.312	10	8	17-20	653	229	25	.972

LOB - Team (231), Opp (186). DPs turned - Team (16), Opp (18). IBB - Team (16), McCann, K 11, Murray, C 1, Neuber, C 1, Hall, Co 1, English, T 1, Serratos, O 1, Opp (3). Picked off - Wilhite, N 2.

## (All games Sorted by Earned run avg)

Player	era	w-l	app	gs	cg	sho	sv	ip	h	r	er	bb	so	2b	3b	hr	b/avg	wp	hp	bk	sfa	sha
Connor Thomas	2.83	3-1	6	6	1	1/0	0	41.1	39	16	13	8	37	11	0	3	.239	1	1	0	0	1
Amos Willingham	3.27	4-0	8	5	0	0/1	0	33.0	36	15	12	5	23	5	0	4	.273	3	0	1	0	1
Xzavion Curry	3.31	3-0	6	6	0	0/0	0	35.1	28	14	13	9	41	5	0	3	.215	3	2	0	4	0
Brant Hurter	3.41	1-2	6	5	0	0/0	0	31.2	31	14	12	5	42	3	1	1	.244	0	3	0	1	2
-----																						
Joseph Mannelly	0.00	0-0	3	0	0	0/1	0	2.2	2	0	0	0	2	0	0	0	.250	2	0	0	0	0
Jake Brace	0.00	0-0	1	0	0	0/0	0	2.0	1	0	0	0	1	0	0	0	.167	0	1	0	0	0
Robert Winborne	0.00	0-0	1	0	0	0/0	0	1.0	1	0	0	1	0	0	0	0	.250	0	0	0	0	0
Hugh Chapman	1.80	0-0	5	0	0	0/0	0	5.0	5	2	1	2	3	1	0	0	.250	1	0	0	0	0
Roedig, C	2.25	1-1	5	3	0	0/0	0	12.0	9	5	3	8	11	0	0	1	.205	0	1	0	0	0
Jonathan Hughes	3.93	2-2	9	0	0	0/0	0	18.1	19	10	8	8	11	5	0	0	.288	4	3	0	3	2
Jake Lee	4.15	0-0	7	0	0	0/0	0	4.1	2	2	2	2	6	1	0	1	.133	1	0	0	0	0
Tristin English	4.35	1-0	7	0	0	0/0	3	10.1	11	5	5	0	10	3	0	1	.282	0	0	0	1	1
Micah Carpenter	7.04	0-0	5	0	0	0/0	0	7.2	12	6	6	4	12	1	0	3	.343	3	0	0	0	0
Luke Bartnicki	7.27	1-0	11	0	0	0/1	1	8.2	12	7	7	7	11	1	0	0	.343	1	1	0	0	0
Keyton Gibson	7.71	1-2	8	0	0	0/0	0	9.1	6	8	8	5	11	0	0	3	.182	1	2	1	1	1
Walker Barlow	9.00	0-0	1	0	0	0/0	0	1.0	1	1	1	1	0	0	0	0	.250	0	0	0	0	0
Will Shirah	10.12	0-0	4	0	0	0/0	0	2.2	3	3	3	4	1	0	0	1	.273	2	0	0	0	0
Totals	3.74	17-8	25	25	1	2/1	4	226.1	218	108	94	69	222	36	1	21	.250	22	14	2	10	8
Opponents	5.71	8-17	25	25	0	1/1	2	217.2	251	156	138	129	193	41	4	25	.290	36	19	7	14	12

PB - Team (3), McCann, K 2, Taylor, J 1, Opp (7). Pickoffs - Team (2), Hughes, J 1, Bartnicki, L 1, Opp (2). SBA/ATT - McCann, K (14-16), Willingham (4-5), Hurter, B (4-4), Thomas, C (3-3), Roedig, C (2-3), Curry, X (1-2), Bartnicki, L (2-2), Taylor, J (2-2), Turley, C (1-2), Gibson, K (1-1).

## STARTING LINEUPS BY BATTING ORDER

Date	Opponent	No. (Time)	Record	1	2	3	4	5	6	7	8	9
2/15	Illinois-Chicago	1 (1)	1-0	Waddell	McCann	English	Murray	Serratos	Co. Hall	A. Wilhite	Guldborg	N. Wilhite
2/16	Richmond	2 (1)	1-1	Waddell	McCann	English	Murray	Serratos	Co. Hall	A. Wilhite	Turley	N. Wilhite
2/16	West Virginia	3 (1)	2-1	Waddell	Murray	English	McCann	Serratos	Co. Hall	A. Wilhite	Guldborg	N. Wilhite
2/22	No. 3 UCLA	4 (2)	3-1	Waddell	Murray	English	McCann	Serratos	Co. Hall	A. Wilhite	Guldborg	N. Wilhite
2/23	No. 3 UCLA	5 (1)	3-2	Murray	Co. Hall	English	McCann	Serratos	Guldborg	A. Wilhite	Webb	N. Wilhite
2/24	No. 3 UCLA	6 (1)	3-3	Murray	Co. Hall	English	McCann	Guldborg	A. Wilhite	Serratos	Webb	N. Wilhite
2/26	Georgia State	7 (1)	4-3	Murray	Guldborg	English	McCann	Serratos	Co. Hall	A. Wilhite	Webb	N. Wilhite
2/27	Georgia State	8 (2)	5-3	Murray	Guldborg	English	McCann	Serratos	Co. Hall	A. Wilhite	Webb	N. Wilhite
3/1	Northwestern	9 (1)	6-3	Murray	Guldborg	English	McCann	Serratos	Co. Hall	A. Wilhite	Waddell	N. Wilhite
3/2	Northwestern [1]	10 (2)	7-3	Murray	Guldborg	English	McCann	Serratos	Co. Hall	A. Wilhite	Waddell	N. Wilhite
3/2	Northwestern [2]	11 (1)	7-4	Murray	Wilhite	English	McCann	Serratos	Co. Hall	Waddell	Taylor	N. Wilhite
3/5	Kennesaw State	12 (1)	8-4	Waddell	Guldborg	English	McCann	Serratos	Co. Hall	A. Wilhite	Murray	N. Wilhite
3/6	Kennesaw State	13 (3)	9-4	Murray	Guldborg	English	McCann	Serratos	Co. Hall	A. Wilhite	Waddell	N. Wilhite
3/8	Miami*	14 (1)	10-4	Waddell	Guldborg	English	McCann	Serratos	Co. Hall	A. Wilhite	Murray	N. Wilhite
3/9	Miami*	15 (1)	10-5	Waddell	Guldborg	English	McCann	Serratos	Co. Hall	Murray	Radcliff	N. Wilhite
3/10	Miami*	16 (1)	10-6	Waddell	Co. Hall	English	McCann	Serratos	Radcliff	A. Wilhite	Guldborg	N. Wilhite
3/12	Georgia Southern	17 (1)	11-6	Waddell	Guldborg	English	McCann	Serratos	Co. Hall	Radcliff	Webb	N. Wilhite
3/15	Virginia *	18 (1)	11-7	Waddell	Guldborg	English	McCann	Serratos	Co. Hall	A. Wilhite	Radcliff	N. Wilhite
3/16	Virginia *	19 (1)	12-7	Waddell	Guldborg	English	McCann	Serratos	Co. Hall	Radcliff	A. Wilhite	N. Wilhite
3/17	Virginia *	20 (1)	13-7	Waddell	Guldborg	McCann	English	Serratos	Co. Hall	Radcliff	A. Wilhite	N. Wilhite
3/19	Mercer	21 (1)	14-7	Waddell	Guldborg	McCann	English	Radcliff	Co. Hall	A. Wilhite	Webb	N. Wilhite
3/22	No. 4 Louisville*	22 (2)	15-7	Waddell	Guldborg	McCann	English	Serratos	Co. Hall	Radcliff	A. Wilhite	N. Wilhite
3/23	No. 4 Louisville*	23 (3)	16-7	Waddell	Guldborg	McCann	English	Serratos	Co. Hall	Radcliff	A. Wilhite	N. Wilhite
3/24	No. 4 Louisville*	24 (4)	16-8	Waddell	Guldborg	McCann	English	Serratos	Co. Hall	Radcliff	A. Wilhite	N. Wilhite
3/26	No. 4 Georgia	25 (1)	17-8	Waddell	Guldborg	McCann	English	Radcliff	Co. Hall	Serratos	A. Wilhite	N. Wilhite

[ ] game in doubleheader

\* ACC games

# Children's Healthcare of Atlanta Spring Classic (SunTrust Park)

## STARTING LINEUPS BY POSITION

Date	Opponent	No. (Time)	Record	C	1B	2B	3B	SS	LF	CF	RF	DH
2/15	Illinois-Chicago	1 (1)	1-0	McCann	English	Waddell	Serratos	A. Wilhite	Murray	N. Wilhite	Co. Hall	Guldborg
2/16	Richmond	2 (1)	1-1	Turley	English	Waddell	Serratos	A. Wilhite	Murray	N. Wilhite	Co. Hall	McCann
2/16	West Virginia	3 (2)	2-1	McCann	English	Waddell	Serratos	A. Wilhite	Murray	N. Wilhite	Co. Hall	Guldborg
2/22	No. 3 UCLA	4 (3)	3-1	McCann	English	Waddell	Serratos	A. Wilhite	Murray	N. Wilhite	Co. Hall	Guldborg
2/23	No. 3 UCLA	5 (1)	3-2	McCann	English	Webb	Serratos	A. Wilhite	Murray	N. Wilhite	Co. Hall	Guldborg
2/24	No. 3 UCLA	6 (2)	3-3	McCann	English	Webb	Serratos	A. Wilhite	Murray	N. Wilhite	Co. Hall	Guldborg
2/26	Georgia State	7 (3)	4-3	McCann	English	Webb	Serratos	A. Wilhite	Murray	N. Wilhite	Co. Hall	Guldborg
2/27	Georgia State	8 (4)	5-3	McCann	English	Webb	Serratos	A. Wilhite	Murray	N. Wilhite	Co. Hall	Guldborg
3/1	Northwestern	9 (4)	6-3	McCann	English	Waddell	Serratos	A. Wilhite	Murray	N. Wilhite	Co. Hall	Guldborg
3/2	Northwestern [1]	10 (5)	7-3	McCann	English	Waddell	Serratos	A. Wilhite	Murray	N. Wilhite	Co. Hall	Guldborg
3/2	Northwestern [2]	11 (1)	7-4	Taylor	English	Waddell	Serratos	A. Wilhite	Murray	N. Wilhite	Co. Hall	Guldborg
3/5	Kennesaw State	12 (6)	8-4	McCann	English	Waddell	Serratos	A. Wilhite	Murray	N. Wilhite	Co. Hall	Guldborg
3/6	Kennesaw State	13 (7)	9-4	McCann	English	Waddell	Serratos	A. Wilhite	Murray	N. Wilhite	Co. Hall	Guldborg
3/8	Miami*	14 (8)	10-4	McCann	English	Waddell	Serratos	A. Wilhite	Murray	N. Wilhite	Co. Hall	Guldborg
3/9	Miami*	15 (1)	10-5	McCann	English	Guldborg	Serratos	Waddell	Murray	N. Wilhite	Co. Hall	Radcliff
3/10	Miami*	16 (1)	10-6	McCann	English	Waddell	Serratos	A. Wilhite	Radcliff	N. Wilhite	Co. Hall	Guldborg
3/12	Georgia Southern	17 (1)	11-6	McCann	English	Webb	Serratos	Waddell	Co. Hall	N. Wilhite	Radcliff	Guldborg
3/15	Virginia*	18 (2)	11-7	McCann	English	Waddell	Serratos	A. Wilhite	Co. Hall	N. Wilhite	Radcliff	Guldborg
3/16	Virginia*	19 (1)	12-7	McCann	English	A. Wilhite	Serratos	Waddell	Co. Hall	N. Wilhite	Radcliff	Guldborg
3/17	Virginia*	20 (2)	13-7	McCann	English	A. Wilhite	Serratos	Waddell	Co. Hall	N. Wilhite	Radcliff	Guldborg
3/19	Mercer	21 (1)	14-7	McCann	English	A. Wilhite	Webb	Waddell	Co. Hall	N. Wilhite	Radcliff	Guldborg
3/22	No. 4 Louisville*	22 (3)	15-7	McCann	English	A. Wilhite	Serratos	Waddell	Co. Hall	N. Wilhite	Radcliff	Guldborg
3/23	No. 4 Louisville*	23 (4)	16-7	McCann	English	A. Wilhite	Serratos	Waddell	Co. Hall	N. Wilhite	Radcliff	Guldborg
3/24	No. 4 Louisville*	24 (5)	16-8	McCann	English	A. Wilhite	Serratos	Waddell	Co. Hall	N. Wilhite	Radcliff	Guldborg
3/26	No. 4 Georgia	25 (6)	17-8	McCann	English	A. Wilhite	Serratos	Waddell	Co. Hall	N. Wilhite	Radcliff	Guldborg

[ ] game in doubleheader

\* ACC games

# Children's Healthcare of Atlanta Spring Classic (SunTrust Park)

## 2019 GEORGIA TECH BASEBALL ROSTERS

No.	Name	B/T	Position	Height	Weight	Year	Hometown/High School
1	Xzavion Curry	"zay-v-on"	R/R	RHP	5-10	189	Jr. Atlanta, Ga./Mays
2	Carter Hall		R/R	OF	6-0	181	R-Jr. Alpharetta, Ga./Wesleyan School
3	Billy Zinnershine		L/R	SS/3B	5-11	160	Fr. Marietta, Ga./Lassiter
4	Cole Neuber	"new-ber"	R/R	OF	6-2	191	So. Alpharetta, Ga./Johns Creek
5	Colin Hall		L/R	OF	5-11	181	So. Alpharetta, Ga./Wesleyan School
6	Michael Guldborg		R/R	UTL	6-0	172	So. Marietta, Ga./Walton
7	Luke Waddell	"wah-dell"	L/R	3B	5-9	176	So. Loveland, Ohio/Loveland
8	Jonathan Hughes		R/R	RHP	6-2	198	R-Jr. Flowery Branch, Ga./Flowery Branch
9	Charlie Benson		S/R	INF	5-11	172	Fr. Alpharetta, Ga./Marist
10	Chase Murray		L/R	OF	6-0	188	Jr. Cincinnati, Ohio/Cincinnati Hills Christian Acad.
11	Tristin English		R/R	RHP/1B	6-3	208	R-Jr. Williamson, Ga./Pike County
14	Austin Wilhite	"will-height"	R/R	SS	5-9	168	Jr. Buford, Ga./Buford
15	Hugh Chapman		R/R	RHP	6-3	223	So. Smyrna, Ga./Holy Innocents' Episcopal
16	Kyle McCann		L/R	C/1B	6-2	217	Jr. Suwanee, Ga./Lambert
18	Cameron Turley		R/R	C	6-4	208	So. Dacula, Ga./Mill Creek
19	Cort Roedig		R/R	RHP	6-2	192	Fr. Orlando, Fla./Dr. Phillips
20	Jamie Taylor		R/R	C/3B	6-1	207	So. Johns Creek, Ga./Marist School
21	Brant Hurter		L/L	LHP	6-6	240	So. Canton, Ga./Woodstock
22	Baron Radcliff	"bare-n"	L/R	OF	6-4	239	So. Peachtree Corners, Ga./Norcross
23	Oscar Serratos	"sir-rot-tos"	R/R	3B/RHP	6-3	188	So. Lawrenceville, Ga./Grayson
24	Jake Lee		R/R	RHP	5-11	175	Sr. Brooks, Ga./Whitewater
25	Ryan Miller		R/R	INF	6-2	198	Fr. Atlanta, Ga./Westminster
26	Paxton Rigby		L/R	OF/1B	6-3	204	Jr. Altamonte Springs, Fla./Lake Brantley
27	Luke Bartnicki		L/L	LHP	6-3	210	Fr. Marietta, Ga./Walton
28	Walker Barlow		L/L	LHP	6-2	186	Fr. Pooler, Ga./Benedictine Military
31	Nick Wilhite	"will-height"	L/L	OF	5-9	152	Jr. Buford, Ga./Buford
32	Joseph Mannelly	"man-e-lee"	L/L	LHP	6-3	212	So. Atlanta, Ga./Marist School
34	Will Shirah	"shy-rah"	S/L	LHP	6-2	215	R-Fr. Blue Ridge, Ga./Fannin County
35	Jackson Webb		S/R	INF	6-0	165	R-Jr. Roswell, Ga./Johnson Ferry Christian (UCF)
37	Keyton Gibson		R/R	RHP	6-2	209	Sr. Buford, Ga./Buford
38	Robert Winborne		R/R	RHP	6-2	188	Sr. Atlanta, Ga./The Lovett School
39	Jake Brace		R/R	RHP	5-11	192	So. Suwanee, Ga./North Gwinnett
40	Micah Carpenter		R/R	RHP	5-11	193	Sr. Jefferson, Ga./Jefferson
41	Amos Willingham		R/R	RHP	6-4	217	Jr. Summerville, Ga./Chattooga (Snead St. CC)
42	Connor Thomas		L/L	LHP	5-11	173	Jr. Omega, Ga./Tift County
43	Jack Friedman	"freed-men"	R/R	RHP	6-1	192	Fr. Decatur, Ga./Paideia

## ALPHABETICAL

No.	Name
28	Walker Barlow
27	Luke Bartnicki
9	Charlie Benson
39	Jake Brace
40	Micah Carpenter
15	Hugh Chapman
1	Xzavion Curry
11	Tristin English
43	Jack Friedman
37	Keyton Gibson
6	Michael Guldborg
2	Carter Hall
5	Colin Hall
8	Jonathan Hughes
21	Brant Hurter
24	Jake Lee
32	Joseph Mannelly
16	Kyle McCann
25	Ryan Miller
10	Chase Murray
4	Cole Neuber
22	Baron Radcliff
26	Paxton Rigby
19	Cort Roedig
23	Oscar Serratos
34	Will Shirah
20	Jamie Taylor
42	Connor Thomas
18	Cameron Turley
7	Luke Waddell
14	Austin Wilhite
31	Nick Wilhite
41	Amos Willingham
38	Robert Winborne
3	Billy Zinnershine

## COACHES &amp; STAFF

## Head Coach:

## Assistant Coach/Pitching:

## Assistant Coach/Hitting:

## Volunteer Assistant Coach:

## Undergraduate Assistant Coach:

## Director of Baseball Operations:

## Athletic Trainer:

## Strength &amp; Conditioning:

## Equipment Manager:

17 Danny Hall (Miami, Ohio '77), 26th year at Tech  
 36 Jason Howell (North Carolina '02), 7th year  
 13 James Ramsey (Florida State '12), 1st year  
 30 Dan Jaffe (Pacific '14), 1st year  
 Josh Hedding, 1st year  
 Nick Scherer (Georgia Tech, '07), 12th year  
 Paul Wolkoff (Georgia Tech, '93), 11th year  
 Steve Tamborra (Florida State '94), 20th year  
 David McDaniel (Liberty, '09), 4th year

## BY STATE

**Georgia (32)**  
 Walker Barlow . . . . . Pooler  
 Luke Bartnicki . . . . . Marietta  
 Charlie Benson . . . . . Alpharetta  
 Jake Brace . . . . . Suwanee  
 Micah Carpenter . . . . . Jefferson  
 Hugh Chapman . . . . . Smyrna  
 Xzavion Curry . . . . . Atlanta  
 Tristin English . . . . . Williamson  
 Jack Friedman . . . . . Decatur  
 Keyton Gibson . . . . . Buford  
 Michael Guldborg . . . . . Marietta  
 Carter Hall . . . . . Alpharetta  
 Colin Hall . . . . . Alpharetta  
 Jonathan Hughes . . . . . Flowery Branch  
 Brant Hurter . . . . . Canton

Jake Lee . . . . . Brooks  
 Joseph Mannelly . . . . . Atlanta  
 Kyle McCann . . . . . Suwanee  
 Ryan Miller . . . . . Atlanta  
 Cole Neuber . . . . . Alpharetta  
 Baron Radcliff . . . . . Peachtree Corners  
 Oscar Serratos . . . . . Lawrenceville  
 Will Shirah . . . . . Blue Ridge  
 Jamie Taylor . . . . . Johns Creek  
 Connor Thomas . . . . . Omega  
 Cameron Turley . . . . . Dacula  
 Jackson Webb . . . . . Roswell  
 Austin Wilhite . . . . . Buford  
 Nick Wilhite . . . . . Buford  
 Amos Willingham . . . . . Summerville  
 Robert Winborne . . . . . Atlanta  
 Billy Zinnershine . . . . . Marietta

## Florida (1)

Paxton Rigby . . . . . Altamonte Springs  
 Cort Roedig . . . . . Orlando

## Ohio (2)

Chase Murray . . . . . Cincinnati  
 Luke Waddell . . . . . Loveland

## BY CLASS

**Seniors (4):** Carpenter, Gibson, Lee, Winborne

**Juniors (12):** Curry, English\*, Ca. Hall\*, Hughes\*, McCann, Murray, Rigby, Thomas, Webb\*, A. Wilhite, N. Wilhite, Willingham

**Sophomores (12):** Brace, Chapman, Guldborg, Co. Hall, Hurter, Mannelly, Neuber, Radcliff, Serratos, Taylor, Turley, Waddell

**Freshmen (8):** Barlow, Bartnicki, Benson, Friedman, Miller, Roedig, Shirah\*, Zinnershine  
 \* redshirt



**#1 Xzavion Curry**  
RHP/SS • R/R • 5-10 • 183  
Junior



**#2 Carter Hall**  
OF/INF • R/R • 6-0 • 181  
Redshirt Junior



**#3 Billy Zinnershine**  
SS • L/R • 5-11 • 170  
Freshman



**#4 Cole Neuber**  
RHP/OF • R/R • 6-2 • 189  
Sophomore



**#5 Colin Hall**  
OF • L/R • 5-11 • 178  
Sophomore



**#6 Michael Guldberg**  
INF/OF • R/R • 6-0 • 168  
Sophomore



**#7 Luke Waddell**  
INF • L/R • 5-9 • 171  
Sophomore



**#8 Jonathan Hughes**  
RHP • R/R • 6-2 • 190  
Redshirt Junior



**#9 Charlie Benson**  
INF • S/R • 5-11 • 175  
Freshman



**#10 Chase Murray**  
OF • L/R • 6-0 • 189  
Junior



**#11 Tristin English**  
RHP/1B • R/R • 6-3 • 214  
Redshirt Junior



**#14 Austin Wilhite**  
INF • R/R • 5-9 • 171  
Junior



**#15 Hugh Chapman**  
RHP • R/R • 6-3 • 213  
Sophomore



**#16 Kyle McCann**  
C/1B • L/R • 6-2 • 217  
Junior



**#18 Cameron Turley**  
C/RHP • R/R • 6-4 • 201  
Sophomore



**#19 Cort Roedig**  
RHP • R/R • 6-2 • 180  
Freshman



**#20 Jamie Taylor**  
C/RHP • R/R • 6-1 • 197  
Sophomore



**#21 Brant Hurter**  
LHP • L/L • 6-6 • 228  
Sophomore



**#22 Baron Radcliff**  
OF • L/R • 6-4 • 228  
Sophomore




**#23 Oscar Serratos**  
INF/RHP • R/R • 6-3 • 183  
Sophomore



**#24 Jake Lee**  
RHP • R/R • 5-11 • 175  
Senior



**#25 Ryan Miller**  
OF/INF • R/R • 6-2 • 195  
Freshman



**#26 Paxton Rigby**  
OF/1B • L/R • 6-3 • 203  
Junior



**#27 Luke Bartnicki**  
LHP • L/L • 6-3 • 210  
Freshman



**#28 Walker Barlow**  
LHP • L/L • 6-2 • 200  
Freshman



**#31 Nick Wilhite**  
OF/LHP • L/L • 5-9 • 150  
Junior



**#32 Joseph Mannelly**  
LHP • L/L • 6-3 • 212  
Sophomore



**#34 Will Shirah**  
LHP/OF • S/L • 6-2 • 195  
Redshirt Freshman



**#35 Jackson Webb**  
INF • S/R • 6-0 • 175  
Redshirt Junior



**#37 Keyton Gibson**  
LHP • L/L • 6-2 • 207  
Senior



**#38 Robert Winborne**  
RHP • R/R • 6-2 • 192  
Senior



**#39 Jake Brace**  
RHP • R/R • 5-11 • 182  
Sophomore



**#40 Micah Carpenter**  
RHP • R/R • 5-11 • 192  
Senior



**#41 Amos Willingham**  
RHP • R/R • 6-4 • 220  
Junior



**#42 Connor Thomas**  
LHP • L/L • 5-11 • 175  
Junior



**#43 Jack Friedman**  
RHP • R/R • 6-1 • 210  
Freshman



**#17 Danny Hall**  
Head Coach



**#36 Jason Howell**  
Assistant Coach  
Pitching



**#13 James Ramsey**  
Assistant Coach  
Hitting



**#30 Dan Jaffe**  
Volunteer Assistant  
Coach

2019 Georgia Tech Baseball  
Game Results for Georgia Tech (as of Mar 27, 2019)  
(All games)

Date	Opponent		Score	Inns	Overall	ACC	Pitcher of record	Attend	Time
Feb 15, 2019	ILLINOIS-CHICAGO	w	6-3	9	1-0-0	0-0-0	Curry, X (W 1-0)	1017	2:45
Feb 16, 2019	RICHMOND	L	1-7	9	1-1-0	0-0-0	Roedig, C (L 0-1)	1240	3:28
Feb 16, 2019	WEST VIRGINIA	w	5-4	(11)	2-1-0	0-0-0	Bartnicki, L (W 1-0)	1163	3:20
Feb 22, 2019	#3 UCLA	w	4-3	(11)	3-1-0	0-0-0	English, T (W 1-0)	1134	3:28
Feb 23, 2019	#3 UCLA	L	2-8	9	3-2-0	0-0-0	Thomas, C (L 0-1)	1251	3:14
Feb 24, 2019	#3 UCLA	L	0-6	9	3-3-0	0-0-0	Hurter, B (L 0-1)	1501	3:23
Feb 26, 2019	GEORGIA STATE	w	7-3	9	4-3-0	0-0-0	Gibson, K (W 1-0)	731	3:04
Feb 27, 2019	at Georgia State	w	10-0	9	5-3-0	0-0-0	Willingham (W 1-0)	243	2:46
Mar 01, 2019	NORTHWESTERN	w	12-1	9	6-3-0	0-0-0	Curry, X (W 2-0)	880	3:11
Mar 02, 2019	NORTHWESTERN-1	w	9-2	9	7-3-0	0-0-0	Thomas, C (W 1-1)	1129	2:40
Mar 02, 2019	NORTHWESTERN-2	L	1-5	9	7-4-0	0-0-0	Gibson, K (L 1-1)	1131	2:41
Mar 05, 2019	at Kennesaw State	w	10-7	9	8-4-0	0-0-0	Willingham (W 2-0)	302	3:25
Mar 06, 2019	KENNESAW STATE	w	9-1	9	9-4-0	0-0-0	Roedig, C (W 1-1)	635	2:51
* Mar 08, 2019	at Miami (FL)	w	5-4	(10)	10-4-0	1-0-0	Hughes, J (W 1-0)	2729	3:06
* Mar 09, 2019	at Miami (FL)	L	5-6	9	10-5-0	1-1-0	Gibson, K (L 1-2)	2801	3:05
* Mar 10, 2019	at Miami (FL)	L	6-9	9	10-6-0	1-2-0	Hurter, B (L 0-2)	2320	3:05
Mar 12, 2019	GEORGIA SOUTHERN	w	7-6	9	11-6-0	1-2-0	Hughes, J (W 2-0)	990	3:28
* Mar 15, 2019	VIRGINIA	L	8-9	9	11-7-0	1-3-0	Hughes, J (L 2-1)	1055	4:09
* Mar 16, 2019	VIRGINIA	w	7-3	9	12-7-0	2-3-0	Thomas, C (W 2-1)	986	3:20
* Mar 17, 2019	VIRGINIA	w	6-5	9	13-7-0	3-3-0	Hurter, B (W 1-2)	1031	2:55
Mar 19, 2019	at Mercer	w	14-8	9	14-7-0	3-3-0	Willingham (W 3-0)	678	3:08
* Mar 22, 2019	at #4 Louisville	w	3-1	9	15-7-0	4-3-0	Curry, X (W 3-0)	1110	2:31
* Mar 23, 2019	at #4 Louisville	w	4-0	9	16-7-0	5-3-0	Thomas, C (W 3-1)	1260	2:31
* Mar 24, 2019	at #4 Louisville	L	4-5	9	16-8-0	5-4-0	Hughes, J (L 2-2)	833	3:02
Mar 26, 2019	#4 GEORGIA	w	11-2	7	17-8-0	5-4-0	Willingham (W 4-0)	1974	2:48

\* = Conference game

() extra inning game

2019 Georgia Tech Baseball  
Overall Statistics for Georgia Tech (as of Mar 27, 2019)  
(All games Sorted by Batting avg)

Record: 17-8 Home: 11-5 Away: 6-3 ACC: 5-4

Player	avg	gp-gs	ab	r	h	2b	3b	hr	rbi	tb	slg%	bb	hp	so	gdp	ob%	sf	sh	sb-att	po	a	e	fld%
Michael Guldborg	.476	24-23	82	21	39	1	0	0	14	40	.488	8	2	8	0	.527	1	4	1-1	0	1	1	.500
Kyle McCann	.360	25-25	86	22	31	9	0	12	32	76	.884	32	0	22	0	.534	0	0	0-0	173	18	1	.995
Luke Waddell	.321	21-21	84	22	27	4	1	2	13	39	.464	14	1	10	0	.424	0	1	4-4	25	55	1	.988
Colin Hall	.283	25-25	99	11	28	9	0	0	12	37	.374	4	0	20	1	.302	3	1	1-1	39	1	0	1.000
Nick Wilhite	.275	25-25	91	11	25	2	0	0	10	27	.297	9	0	16	3	.340	0	2	4-6	65	1	0	1.000
Baron Radcliff	.267	21-11	45	9	12	2	0	3	9	23	.511	16	0	19	0	.459	0	0	2-2	31	0	0	1.000
Oscar Serratos	.255	24-24	98	12	25	2	1	2	12	35	.357	4	2	28	1	.292	2	0	3-3	9	40	9	.845
Austin Wilhite	.253	23-23	79	13	20	3	1	1	13	28	.354	17	0	24	1	.378	2	1	4-4	35	62	4	.960
Tristin English	.242	25-25	91	19	22	7	1	4	20	43	.473	9	11	15	4	.362	5	0	0-0	188	14	2	.990
Chase Murray	.234	15-15	64	11	15	2	0	1	4	20	.313	6	0	14	2	.300	0	0	3-3	32	1	0	1.000
-----																							
Jackson Webb	.273	15-6	22	4	6	0	0	0	3	6	.273	3	1	7	0	.385	0	3	3-3	24	19	1	.977
Paxton Rigby	.200	5-0	5	0	1	0	0	0	1	1	.200	0	0	0	0	.167	1	0	0-0	0	0	0	.000
Jamie Taylor	.000	5-1	6	0	0	0	0	0	0	0	.000	1	0	3	0	.143	0	0	0-0	28	2	0	1.000
Cole Neuber	.000	8-0	5	0	0	0	0	0	0	0	.000	3	1	1	0	.444	0	0	0-0	1	0	0	1.000
Ryan Miller	.000	4-0	4	0	0	0	0	0	0	0	.000	0	0	4	0	.000	0	0	0-0	4	0	0	1.000
Cameron Turley	.000	3-1	2	0	0	0	0	0	0	0	.000	1	0	1	0	.333	0	0	0-0	10	1	0	1.000
Micah Carpenter	.000	1-0	1	0	0	0	0	0	0	0	.000	0	0	0	0	.000	0	0	0-0	2	1	0	1.000
Billy Zinnershine	.000	2-0	1	0	0	0	0	0	0	0	.000	1	0	0	0	.500	0	0	0-0	1	2	1	.750
Charlie Benson	.000	6-0	1	1	0	0	0	0	0	0	.000	1	1	1	0	.667	0	0	0-0	3	0	0	1.000
Totals	.290	25	866	156	251	41	4	25	143	375	.433	129	19	193	12	.388	14	12	25-27	679	247	23	.976
Opponents	.250	25	872	108	218	36	1	21	97	319	.366	69	14	222	13	.312	10	8	17-20	653	229	25	.972

LOB - Team (231), Opp (186). DPs turned - Team (16), Opp (18). IBB - Team (16), McCann, K 11, Murray, C 1, Neuber, C 1, Hall, Co 1, English, T 1, Serratos, O 1, Opp (3). Picked off - Wilhite, N 2.

(All games Sorted by Earned run avg)

Player	era	w-l	app	gs	cq	sho	sv	ip	h	r	er	bb	so	2b	3b	hr	b/avg	wp	hp	bk	sfa	sha
Connor Thomas	2.83	3-1	6	6	1	1/0	0	41.1	39	16	13	8	37	11	0	3	.239	1	1	0	0	1
Amos Willingham	3.27	4-0	8	5	0	0/1	0	33.0	36	15	12	5	23	5	0	4	.273	3	0	1	0	1
Xzavion Curry	3.31	3-0	6	6	0	0/0	0	35.1	28	14	13	9	41	5	0	3	.215	3	2	0	4	0
Brant Hurter	3.41	1-2	6	5	0	0/0	0	31.2	31	14	12	5	42	3	1	1	.244	0	3	0	1	2
-----																						
Joseph Mannelly	0.00	0-0	3	0	0	0/1	0	2.2	2	0	0	0	2	0	0	0	.250	2	0	0	0	0
Jake Brace	0.00	0-0	1	0	0	0/0	0	2.0	1	0	0	0	1	0	0	0	.167	0	1	0	0	0
Robert Winborne	0.00	0-0	1	0	0	0/0	0	1.0	1	0	0	1	0	0	0	0	.250	0	0	0	0	0
Hugh Chapman	1.80	0-0	5	0	0	0/0	0	5.0	5	2	1	2	3	1	0	0	.250	1	0	0	0	0
Roedig, C	2.25	1-1	5	3	0	0/0	0	12.0	9	5	3	8	11	0	0	1	.205	0	1	0	0	0
Jonathan Hughes	3.93	2-2	9	0	0	0/0	0	18.1	19	10	8	8	11	5	0	0	.288	4	3	0	3	2
Jake Lee	4.15	0-0	7	0	0	0/0	0	4.1	2	2	2	2	6	1	0	1	.133	1	0	0	0	0
Tristin English	4.35	1-0	7	0	0	0/0	3	10.1	11	5	5	0	10	3	0	1	.282	0	0	0	1	1
Micah Carpenter	7.04	0-0	5	0	0	0/0	0	7.2	12	6	6	4	12	1	0	3	.343	3	0	0	0	0
Luke Bartnicki	7.27	1-0	11	0	0	0/1	1	8.2	12	7	7	7	11	1	0	0	.343	1	1	0	0	0
Keyton Gibson	7.71	1-2	8	0	0	0/0	0	9.1	6	8	8	5	11	0	0	3	.182	1	2	1	1	1
Walker Barlow	9.00	0-0	1	0	0	0/0	0	1.0	1	1	1	1	0	0	0	0	.250	0	0	0	0	0
Will Shirah	10.12	0-0	4	0	0	0/0	0	2.2	3	3	3	4	1	0	0	1	.273	2	0	0	0	0
Totals	3.74	17-8	25	25	1	2/1	4	226.1	218	108	94	69	222	36	1	21	.250	22	14	2	10	8
Opponents	5.71	8-17	25	25	0	1/1	2	217.2	251	156	138	129	193	41	4	25	.290	36	19	7	14	12

PB - Team (3), McCann, K 2, Taylor, J 1, Opp (7). Pickoffs - Team (2), Hughes, J 1, Bartnicki, L 1, Opp (2). SBA/ATT - McCann, K (14-16), Willingham (4-5), Hurter, B (4-4), Thomas, C (3-3), Roedig, C (2-3), Curry, X (1-2), Bartnicki, L (2-2), Taylor, J (2-2), Turley, C (1-2), Gibson, K (1-1).

2019 Georgia Tech Baseball  
Overall Statistics for Georgia Tech (as of Mar 27, 2019)  
(All games Sorted by Fielding pct)

Player	c	po	a	e	fld%	dp	sba	csb	sba%	pb	ci
Nick Wilhite	66	65	1	0	1.000	0	0	0	.000	0	0
Colin Hall	40	39	1	0	1.000	0	0	0	.000	0	0
Chase Murray	33	32	1	0	1.000	0	0	0	.000	0	0
Baron Radcliff	31	31	0	0	1.000	0	0	0	.000	0	0
Jamie Taylor	30	28	2	0	1.000	0	2	0	1.000	1	0
Connor Thomas	12	2	10	0	1.000	0	3	0	1.000	0	0
Cameron Turley	11	10	1	0	1.000	0	1	1	.500	0	0
Amos Willingham	8	3	5	0	1.000	0	4	1	.800	0	0
Brant Hurter	4	0	4	0	1.000	0	4	0	1.000	0	0
Ryan Miller	4	4	0	0	1.000	0	0	0	.000	0	0
Charlie Benson	3	3	0	0	1.000	0	0	0	.000	0	0
Micah Carpenter	3	2	1	0	1.000	0	0	0	.000	0	0
Keyton Gibson	2	1	1	0	1.000	0	1	0	1.000	0	0
Luke Bartnicki	2	0	2	0	1.000	0	2	0	1.000	0	0
Robert Winborne	1	0	1	0	1.000	0	0	0	.000	0	0
Cole Neuber	1	1	0	0	1.000	0	0	0	.000	0	0
Joseph Mannelly	1	1	0	0	1.000	0	0	0	.000	0	0
Kyle McCann	192	173	18	1	.995	1	14	2	.875	2	0
Tristin English	204	188	14	2	.990	13	0	0	.000	0	0
Luke Waddell	81	25	55	1	.988	13	0	0	.000	0	0
Jackson Webb	44	24	19	1	.977	5	0	0	.000	0	0
Austin Wilhite	101	35	62	4	.960	12	0	0	.000	0	0
Oscar Serratos	58	9	40	9	.845	0	0	0	.000	0	0
Jonathan Hughes	5	1	3	1	.800	0	0	0	.000	0	0
Billy Zinnershine	4	1	2	1	.750	0	0	0	.000	0	0
Roedig, C	3	0	2	1	.667	0	2	1	.667	0	0
Xzavion Curry	3	1	1	1	.667	0	1	1	.500	0	0
Michael Guldborg	2	0	1	1	.500	0	0	0	.000	0	0
Paxton Rigby	0	0	0	0	.000	0	0	0	.000	0	0
Jake Brace	0	0	0	0	.000	0	0	0	.000	0	0
Hugh Chapman	0	0	0	0	.000	0	0	0	.000	0	0
Walker Barlow	0	0	0	0	.000	0	0	0	.000	0	0
Will Shirah	0	0	0	0	.000	0	0	0	.000	0	0
Jake Lee	0	0	0	0	.000	0	0	0	.000	0	0
Totals	949	679	247	23	.976	16	17	3	.850	3	0
Opponents	907	653	229	25	.972	18	25	2	.926	7	0

Hitting minimums - 1 Games 1.5 AB/Game

Pitching minimums - 1 Games 0.8 IP/Game

2019 Georgia Tech Baseball  
Games Summary for Georgia Tech (as of Mar 27, 2019)  
(All games)

Score by innings	1	2	3	4	5	6	7	8	9	EX	Total
Georgia Tech	12	19	19	16	31	22	19	10	5	3	156
Opponents	9	5	12	11	6	11	18	21	15	0	108

Record when ...											
Overall	17-8							After 6 leading		15-1	
Conference	5-4							..... trailing		1-4	
Non-Conference	12-4							..... tied		1-3	
Home games	11-5							After 7 leading		13-3	
Away games	6-3							..... trailing		0-4	
Neutral site	0-0							..... tied		3-1	
Day games	12-5							After 8 leading		13-3	
Night games	5-3							..... trailing		0-5	
vs Left starter	3-1							..... tied		3-0	
vs Right starter	14-7										
1-Run games	5-3							Hit 0 home runs		3-6	
2-Run games	1-0							... 1 home run		7-2	
5+Run games	6-3							... 2+ home runs		7-0	
Extra innings	3-0										
Shutouts	2-1							Opponent 0 home runs		9-2	
								..... 1 home run		7-2	
Scoring 0-2 runs	0-4							..... 2+ HRs		1-4	
..... 3-5 runs	5-2										
..... 6-9 runs	7-2							Made 0 errors		9-3	
..... 10+ runs	5-0							.... 1 error		4-2	
								.... 2+ errors		4-3	
Opponent 0-2 runs	7-0										
..... 3-5 runs	7-2							Opp. made 0 errors		4-5	
..... 6-9 runs	3-6							..... 1 error		4-3	
..... 10+ runs	0-0							..... 2+ errors		9-0	
Scored in 1st inning	5-3							Out-hit opponent		14-3	
Opp. scored in 1st	2-4							Out-hit by opponent		2-5	
Scores first	13-4							Hits are tied		1-0	
Opp. scores first	4-4										

Record when team scores:											
Runs	0	1	2	3	4	5	6	7	8	9	10+
W-L	0-1	0-2	0-1	1-0	2-1	2-1	2-1	3-0	0-1	2-0	5-0

Record when opponent scores:											
Runs	0	1	2	3	4	5	6	7	8	9	10+
W-L	2-0	3-0	2-0	4-0	2-0	1-2	1-2	1-1	1-1	0-2	0-0

Record when leading after:											
Inn.	1	2	3	4	5	6	7	8			
W-L	4-1	11-0	13-1	12-1	16-1	15-1	13-3	13-3			

Record when trailing after:											
Inn.	1	2	3	4	5	6	7	8			
W-L	2-2	2-3	4-3	3-5	1-5	1-4	0-4	0-5			

Record when tied after:											
Inn.	1	2	3	4	5	6	7	8			
W-L	11-5	4-5	0-4	2-2	0-2	1-3	3-1	3-0			

Current winning streak: 1  
Longest winning streak: 5  
Longest losing streak: 2

Home attendance : 17848 ( 16 dates avg = 1115 )  
Away attendance : 12276 ( 9 dates avg = 1364 )  
Total attendance: 30124 ( 25 dates avg = 1204 )

2019 Georgia Tech Baseball  
Team Game-by-Game for Georgia Tech (as of Mar 27, 2019)  
Batting (All games)

Date	Opponent	ab	r	h	rbi	2b	3b	hr	tb	bb	ibb	sb	cs	hbp	sac	sf	gdp	k	po	a	e	lob	avg
Feb 15	ILLINOIS-CHICAGO	33	6	10	6	1	0	3	20	4	1	1	0	2	0	1	0	5	27	4	1	10	.303
Feb 16	RICHMOND	32	1	5	0	1	1	0	8	7	0	1	0	1	0	0	0	5	27	13	1	12	.231
Feb 16	WEST VIRGINIA	40	5	10	4	2	0	1	15	4	2	0	0	1	0	0	1	5	33	12	5	9	.238
Feb 22	UCLA	35	4	7	4	1	0	2	14	3	1	0	0	0	1	1	0	11	33	15	1	6	.229
Feb 23	UCLA	29	2	4	2	1	0	0	5	5	0	0	0	0	1	1	1	8	27	10	0	7	.213
Feb 24	UCLA	31	0	4	0	1	0	0	5	4	0	1	0	1	1	0	0	9	27	8	2	10	.200
Feb 26	GEORGIA STATE	36	7	10	6	0	0	0	10	6	0	4	0	1	0	0	0	5	27	10	0	12	.212
Feb 27	at Georgia State	39	10	13	10	2	0	2	21	8	0	2	0	2	0	0	0	10	27	7	0	12	.229
Mar 01	NORTHWESTERN	39	12	16	12	4	1	2	28	4	0	1	0	3	1	0	0	7	27	8	2	11	.252
Mar 02	NORTHWESTERN	33	9	10	7	1	0	1	14	6	0	0	0	1	1	0	1	3	27	11	0	8	.256
Mar 02	NORTHWESTERN	32	1	6	1	1	1	0	9	0	0	0	0	0	0	0	1	12	27	9	2	4	.251
Mar 05	at Kennesaw State	42	10	14	9	1	0	1	18	6	1	1	0	0	1	0	0	9	27	7	0	12	.259
Mar 06	KENNESAW STATE	33	9	11	8	1	0	2	18	5	0	3	0	0	1	1	1	3	27	8	0	7	.264
*Mar 08	at Miami (FL)	36	5	10	5	1	0	3	20	4	1	0	0	1	2	0	0	10	30	8	0	8	.265
*Mar 09	at Miami (FL)	36	5	11	4	5	0	0	16	5	1	1	0	0	1	0	0	9	26	8	1	10	.268
*Mar 10	at Miami (FL)	36	6	12	6	1	0	1	16	5	0	1	0	1	0	0	3	6	24	7	2	9	.272
Mar 12	GEORGIA SOUTHERN	37	7	14	6	4	0	0	18	6	1	1	0	2	0	0	0	4	27	17	1	14	.279
*Mar 15	VIRGINIA	40	8	15	8	2	0	1	20	7	2	0	0	0	0	1	1	9	27	14	0	13	.285
*Mar 16	VIRGINIA	33	7	13	7	1	0	1	17	7	1	1	2	2	0	1	1	7	27	11	2	12	.290
*Mar 17	VIRGINIA	29	6	9	5	2	0	0	11	4	1	0	0	0	1	2	0	5	27	10	0	6	.291
Mar 19	at Mercer	41	14	18	13	5	0	1	26	9	1	3	0	0	1	1	0	9	27	15	2	11	.299
*Mar 22	at Louisville	32	3	5	3	2	0	1	10	3	0	0	0	0	0	1	0	18	27	3	0	6	.293
*Mar 23	at Louisville	32	4	8	4	0	0	1	11	5	1	1	0	1	0	1	2	5	27	16	1	8	.292
*Mar 24	at Louisville	33	4	7	3	0	1	0	9	5	1	3	0	0	0	1	0	10	26	9	0	8	.288
Mar 26	GEORGIA	27	11	9	10	1	0	2	16	7	1	0	0	0	0	2	0	9	21	7	0	6	.290
Totals		866	156	251	143	41	4	25	375	129	16	25	2	19	12	14	12	193	679	247	23	231	.290

2019 Georgia Tech Baseball  
Team Game-by-Game for Georgia Tech (as of Mar 27, 2019)  
Pitching (All games)

Date	Opponent	ip	h	r	er	bb	so	2b	3b	hr	wp	bk	hbp	dp	ibb	score	w-l	sv	era
Feb 15	ILLINOIS-CHICAGO	9.0	6	3	3	1	14	0	0	1	0	0	1	1	0	6-3	1-0	1	3.00
Feb 16	RICHMOND	9.0	13	7	7	6	7	1	0	2	2	0	0	0	0	1-7	1-1	1	5.00
Feb 16	WEST VIRGINIA	11.0	6	4	1	2	18	2	0	1	0	0	0	0	0	5-4	2-1	1	3.41
Feb 22	UCLA	11.0	9	3	2	5	8	0	0	0	1	0	0	1	0	4-3	3-1	1	2.92
Feb 23	UCLA	9.0	13	8	8	2	7	4	0	2	2	1	0	0	1	2-8	3-2	1	3.86
Feb 24	UCLA	9.0	12	6	3	3	11	3	0	1	0	0	3	1	0	0-6	3-3	1	3.72
Feb 26	GEORGIA STATE	9.0	6	3	3	2	6	1	0	1	0	0	0	0	0	7-3	4-3	1	3.63
Feb 27	at Georgia State	9.0	6	0	0	0	10	1	0	0	2	0	0	0	0	10-0	5-3	1	3.20
Mar 01	NORTHWESTERN	9.0	5	1	1	4	8	0	0	0	0	0	1	2	0	12-1	6-3	1	2.96
Mar 02	NORTHWESTERN	9.0	7	2	2	2	8	3	0	0	1	0	0	2	0	9-2	7-3	1	2.87
Mar 02	NORTHWESTERN	9.0	10	5	5	1	14	2	0	0	0	0	0	0	0	1-5	7-4	1	3.06
Mar 05	at Kennesaw State	9.0	12	7	7	4	13	1	0	1	4	0	0	0	0	10-7	8-4	1	3.38
Mar 06	KENNESAW STATE	9.0	5	1	1	3	11	0	0	0	1	0	1	1	0	9-1	9-4	1	3.20
*Mar 08	at Miami (FL)	10.0	10	4	4	1	9	4	0	1	3	0	3	1	1	5-4	10-4	1	3.23
*Mar 09	at Miami (FL)	8.2	10	6	6	2	8	1	0	3	0	0	0	0	0	5-6	10-5	1	3.42
*Mar 10	at Miami (FL)	8.0	10	9	8	4	12	2	1	2	1	0	1	0	1	6-9	10-6	1	3.72
Mar 12	GEORGIA SOUTHERN	9.0	13	6	4	6	3	1	0	0	3	1	0	2	0	7-6	11-6	2	3.73
*Mar 15	VIRGINIA	9.0	13	9	9	2	3	3	0	1	1	0	1	1	0	8-9	11-7	2	4.02
*Mar 16	VIRGINIA	9.0	8	3	2	0	6	1	0	1	1	0	1	0	0	7-3	12-7	2	3.92
*Mar 17	VIRGINIA	9.0	11	5	5	2	8	1	0	1	0	0	2	2	0	6-5	13-7	3	3.97
Mar 19	at Mercer	9.0	8	8	5	5	7	0	0	3	0	0	0	1	0	14-8	14-7	3	4.02
*Mar 22	at Louisville	9.0	2	1	1	2	10	1	0	0	0	0	0	0	0	3-1	15-7	4	3.88
*Mar 23	at Louisville	9.0	5	0	0	2	5	1	0	0	0	0	0	0	0	4-0	16-7	4	3.72
*Mar 24	at Louisville	8.2	12	5	5	6	8	0	0	0	0	0	0	1	0	4-5	16-8	4	3.78
Mar 26	GEORGIA	7.0	6	2	2	2	8	3	0	0	0	0	0	0	0	11-2	17-8	4	3.74
Totals		226.1	218	108	94	69	222	36	1	21	22	2	14	16	3	156-108	17-8	4	3.74

Record: 17-8 Home: 11-5 Away: 6-3 ACC: 5-4

[illegible]

(All games Sorted by Earned run avg)

[illegible]

(All games Sorted by Fielding pct)

Player	SEASON										CAREER									
	CH	PO	A	E	Fld%	SBA	CSB	SBA%	PB	CI	Ch	PO	A	E	Fld%	SBA	CSB	SBA%	PB	CI
Nick Wilhite	66	65	1	0	1.000	0	0	.000	0	0	206	196	7	3	.985	0	0	.000	0	0
Colin Hall	40	39	1	0	1.000	0	0	.000	0	0	131	124	6	1	.992	0	0	.000	0	0
Chase Murray	33	32	1	0	1.000	0	0	.000	0	0	200	190	6	4	.980	0	0	.000	0	0
Baron Radcliff	31	31	0	0	1.000	0	0	.000	0	0	71	68	1	2	.972	0	0	.000	0	0
Jamie Taylor	30	28	2	0	1.000	2	0	1.000	1	0	32	29	3	0	1.000	2	0	1.000	1	0
Connor Thomas	12	2	10	0	1.000	3	0	1.000	0	0	32	4	25	3	.906	5	1	.833	0	0
Cameron Turley	11	10	1	0	1.000	1	1	.500	0	0	22	21	1	0	1.000	1	1	.500	2	0
Amos Willingham	8	3	5	0	1.000	4	1	.800	0	0	8	3	5	0	1.000	4	1	.800	0	0
Brant Hurter	4	0	4	0	1.000	4	0	1.000	0	0	12	1	9	2	.833	10	1	.909	0	0
Ryan Miller	4	4	0	0	1.000	0	0	.000	0	0	4	4	0	0	1.000	0	0	.000	0	0
Micah Carpenter	3	2	1	0	1.000	0	0	.000	0	0	20	9	8	3	.850	2	1	.667	0	0
Charlie Benson	3	3	0	0	1.000	0	0	.000	0	0	3	3	0	0	1.000	0	0	.000	0	0
Keyton Gibson	2	1	1	0	1.000	1	0	1.000	0	0	28	4	19	5	.821	8	8	.500	0	0
Luke Bartnicki	2	0	2	0	1.000	2	0	1.000	0	0	2	0	2	0	1.000	2	0	1.000	0	0
Robert Winborne	1	0	1	0	1.000	0	0	.000	0	0	10	3	7	0	1.000	1	3	.250	0	0
Joseph Mannelly	1	1	0	0	1.000	0	0	.000	0	0	1	1	0	0	1.000	0	0	.000	0	0
Cole Neuber	1	1	0	0	1.000	0	0	.000	0	0	5	5	0	0	1.000	0	0	.000	0	0
Kyle McCann	192	173	18	1	.995	14	2	.875	2	0	795	728	56	11	.986	27	9	.750	9	0
Tristin English	204	188	14	2	.990	0	0	.000	0	0	886	811	67	8	.991	2	1	.667	0	0
Luke Waddell	81	25	55	1	.988	0	0	.000	0	0	174	43	121	10	.943	0	0	.000	0	0
Jackson Webb	44	24	19	1	.977	0	0	.000	0	0	44	24	19	1	.977	0	0	.000	0	0
Austin Wilhite	101	35	62	4	.960	0	0	.000	0	0	595	216	347	32	.946	0	0	.000	0	0
Oscar Serratos	58	9	40	9	.845	0	0	.000	0	0	147	38	88	21	.857	0	0	.000	0	0
Jonathan Hughes	5	1	3	1	.800	0	0	.000	0	0	25	8	16	1	.960	0	2	.000	0	0
Billy Zinnershine	4	1	2	1	.750	0	0	.000	0	0	4	1	2	1	.750	0	0	.000	0	0
Xzavion Curry	3	1	1	1	.667	1	1	.500	0	0	26	7	15	4	.846	8	4	.667	0	0
Roedig, C	3	0	2	1	.667	2	1	.667	0	0	3	0	2	1	.667	2	1	.667	0	0
Michael Guldborg	2	0	1	1	.500	0	0	.000	0	0	30	26	2	2	.933	0	0	.000	0	0
Will Shirah	0	0	0	0	.000	0	0	.000	0	0	0	0	0	0	.000	0	0	.000	0	0
Walker Barlow	0	0	0	0	.000	0	0	.000	0	0	0	0	0	0	.000	0	0	.000	0	0
Jake Brace	0	0	0	0	.000	0	0	.000	0	0	0	0	0	0	.000	0	0	.000	0	0
Jake Lee	0	0	0	0	.000	0	0	.000	0	0	22	5	16	1	.955	12	2	.857	0	0
Paxton Rigby	0	0	0	0	.000	0	0	.000	0	0	14	12	2	0	1.000	0	0	.000	0	0
Hugh Chapman	0	0	0	0	.000	0	0	.000	0	0	5	3	2	0	1.000	0	0	.000	0	0
Totals	949	679	247	23	.976	17	3	.850	3	0										
Opponents	907	653	229	25	.972	25	2	.926	7	0										

# 2019 Georgia Tech Baseball

## Individual Game-by-Game for Georgia Tech (as of Mar 27, 2019)

### #28 Walker Barlow - 1 appearance (All games)

Date	Opponent	GS	IP	H	R	ER	BB	SO	2B	3B	HR	WP	BK	HBP	IBB	Score	W-L	Sv	ERA	NP
Mar 01	NORTHWESTERN		1.0	1	1	1	1	0	0	0	0	0	0	0	0	12-1	0-0	0	9.00	19
Totals		0	1.0	1	1	1	1	0	0	0	0	0	0	0	0	12-1	0-0	0	9.00	-

### #27 Luke Bartnicki - 1 game (All games)

Date	Opponent	Pos	AB	R	H	RBI	2B	3B	HR	BB	SB	CS	HBP	SAC	SF	GDP	K	PO	A	E	Avg
Mar 15	VIRGINIA	p	0	0	0	0	0	0	0	0	0	0	0	0	0	0	0	0	2	0	.000
Totals		ogs	0	0	0	0	0	0	0	0	0	0	0	0	0	0	0	0	2	0	.000

On base pct. .000 • Slugging pct. .000

### #27 Luke Bartnicki - 11 appearances (All games)

Date	Opponent	GS	IP	H	R	ER	BB	SO	2B	3B	HR	WP	BK	HBP	IBB	Score	W-L	Sv	ERA	NP
Feb 16	WEST VIRGINIA		0.1	0	0	0	0	1	0	0	0	0	0	0	0	5-4	1-0	0	0.00	6
Feb 22	UCLA		0.1	1	1	1	1	0	0	0	0	0	0	0	0	4-3	1-0	0	13.50	7
Feb 24	UCLA		0.0	0	0	0	0	0	0	0	0	0	0	1	0	0-6	1-0	0	13.50	5
Feb 27	at Georgia State		2.0	1	0	0	0	3	1	0	0	0	0	0	0	10-0	1-0	0	3.38	26
Mar 02	NORTHWESTERN-2		0.2	1	0	0	0	1	0	0	0	0	0	0	0	1-5	1-0	0	2.70	12
Mar 05	at Kennesaw State		1.2	2	3	3	2	3	0	0	0	1	0	0	0	10-7	1-0	0	7.20	42
Mar 10	at Miami (FL)		0.1	1	1	1	2	1	0	0	0	0	0	0	0	6-9	1-0	0	8.44	17
Mar 12	GEORGIA SOUTHERN		0.1	0	0	0	0	1	0	0	0	0	0	0	0	7-6	1-0	1	7.94	5
Mar 15	VIRGINIA		1.0	2	1	1	0	0	0	0	0	0	0	0	0	8-9	1-0	1	8.10	12
Mar 17	VIRGINIA		1.0	1	1	1	1	0	0	0	0	0	0	0	0	6-5	1-0	1	8.22	15
Mar 24	at Louisville		1.0	3	0	0	1	1	0	0	0	0	0	0	0	4-5	1-0	1	7.27	22
Totals		0	8.2	12	7	7	7	11	1	0	0	1	0	1	0	61-59	1-0	1	7.27	-

### #9 Charlie Benson - 6 games (All games)

Date	Opponent	Pos	AB	R	H	RBI	2B	3B	HR	BB	SB	CS	HBP	SAC	SF	GDP	K	PO	A	E	Avg
Feb 22	UCLA	2b	0	0	0	0	0	0	0	0	0	0	0	0	0	0	0	2	0	0	.000
Feb 24	UCLA	2b	0	0	0	0	0	0	0	0	1	0	0	0	0	0	0	0	0	0	.000
Feb 27	at Georgia State	ph/3b	0	1	0	0	0	0	0	0	0	0	1	0	0	0	0	1	0	0	.000
Mar 01	NORTHWESTERN	3b	1	0	0	0	0	0	0	0	0	0	0	0	0	0	1	0	0	0	.000
Mar 05	at Kennesaw State	3b	0	0	0	0	0	0	0	0	0	0	0	0	0	0	0	0	0	0	.000
Mar 06	KENNESAW STATE	3b	0	0	0	0	0	0	0	0	0	0	0	0	0	0	0	0	0	0	.000
Totals		ogs	1	1	0	0	0	0	0	1	0	0	1	0	0	0	1	3	0	0	.000

On base pct. .667 • Slugging pct. .000

### #39 Jake Brace - 1 appearance (All games)

Date	Opponent	GS	IP	H	R	ER	BB	SO	2B	3B	HR	WP	BK	HBP	IBB	Score	W-L	Sv	ERA	NP
Mar 01	NORTHWESTERN		2.0	1	0	0	0	1	0	0	0	0	0	1	0	12-1	0-0	0	0.00	27
Totals		0	2.0	1	0	0	0	1	0	0	0	0	0	1	0	12-1	0-0	0	0.00	-

### #40 Micah Carpenter - 2 games (All games)

Date	Opponent	Pos	AB	R	H	RBI	2B	3B	HR	BB	SB	CS	HBP	SAC	SF	GDP	K	PO	A	E	Avg
Feb 16	RICHMOND	p	0	0	0	0	0	0	0	0	0	0	0	0	0	0	0	2	1	0	.000
Mar 01	NORTHWESTERN	of	1	0	0	0	0	0	0	0	0	0	0	0	0	0	0	0	0	0	.000
Totals		ogs	1	0	0	0	0	0	0	0	0	0	0	0	0	0	0	2	1	0	.000

On base pct. .000 • Slugging pct. .000

2019 Georgia Tech Baseball  
Individual Game-by-Game for Georgia Tech (as of Mar 27, 2019)

#40 Micah Carpenter - 5 appearances (All games)

Date	Opponent	GS	IP	H	R	ER	BB	SO	2B	3B	HR	WP	BK	HBP	IBB	Score	W-L	Sv	ERA	NP
Feb 16	RICHMOND		3.0	3	1	1	2	4	0	0	0	0	0	0	0	1-7	0-0	0	3.00	54
Feb 23	UCLA		0.2	2	1	1	0	0	0	0	1	0	0	0	0	2-8	0-0	0	4.91	10
Mar 05	at Kennesaw State		2.1	5	3	3	1	7	1	0	1	3	0	0	0	10-7	0-0	0	7.50	56
Mar 10	at Miami (FL)		0.2	2	1	1	0	1	0	0	1	0	0	0	0	6-9	0-0	0	8.10	12
Mar 19	at Mercer		1.0	0	0	0	1	0	0	0	0	0	0	0	0	14-8	0-0	0	7.04	20
Totals		0	7.2	12	6	6	4	12	1	0	3	3	0	0	0	33-39	0-0	0	7.04	-

#15 Hugh Chapman - 5 appearances (All games)

Date	Opponent	GS	IP	H	R	ER	BB	SO	2B	3B	HR	WP	BK	HBP	IBB	Score	W-L	Sv	ERA	NP
Feb 23	UCLA		1.0	1	0	0	0	0	1	0	0	0	0	0	0	2-8	0-0	0	0.00	14
Feb 24	UCLA		0.1	0	0	0	0	0	0	0	0	0	0	0	0	0-6	0-0	0	0.00	4
Mar 02	NORTHWESTERN-2		0.2	1	0	0	0	0	0	0	0	0	0	0	0	1-5	0-0	0	0.00	12
Mar 06	KENNESAW STATE		1.1	2	1	1	2	3	0	0	0	0	0	0	0	9-1	0-0	0	2.70	42
Mar 16	VIRGINIA		1.2	1	1	0	0	0	0	0	0	1	0	0	0	7-3	0-0	0	1.80	19
Totals		0	5.0	5	2	1	2	3	1	0	0	1	0	0	0	19-23	0-0	0	1.80	-

#1 Xzavion Curry - 3 games (All games)

Date	Opponent	Pos	AB	R	H	RBI	2B	3B	HR	BB	SB	CS	HBP	SAC	SF	GDP	K	PO	A	E	Avg
Feb 22	UCLA	*p	0	0	0	0	0	0	0	0	0	0	0	0	0	0	0	0	0	1	.000
Mar 08	at Miami (FL)	*p	0	0	0	0	0	0	0	0	0	0	0	0	0	0	0	1	0	0	.000
Mar 15	VIRGINIA	*p	0	0	0	0	0	0	0	0	0	0	0	0	0	0	0	0	1	0	.000
Totals		3gs	0	0	0	0	0	0	0	0	0	0	0	0	0	0	0	1	1	1	.000

On base pct. .000 • Slugging pct. .000

#1 Xzavion Curry - 6 appearances (All games)

Date	Opponent	GS	IP	H	R	ER	BB	SO	2B	3B	HR	WP	BK	HBP	IBB	Score	W-L	Sv	ERA	NP
Feb 15	ILLINOIS-CHICAGO	*	5.0	5	2	2	0	9	0	0	1	0	0	0	0	6-3	1-0	0	3.60	88
Feb 22	UCLA	*	5.0	5	2	1	3	4	0	0	0	1	0	0	0	4-3	1-0	0	2.70	91
Mar 01	NORTHWESTERN	*	5.0	2	0	0	2	7	0	0	0	0	0	0	0	12-1	2-0	0	1.80	93
Mar 08	at Miami (FL)	*	6.1	7	4	4	0	9	2	0	1	2	0	2	0	5-4	2-0	0	2.95	106
Mar 15	VIRGINIA	*	6.0	8	5	5	2	3	2	0	1	0	0	0	0	8-9	2-0	0	3.95	109
Mar 22	at Louisville	*	8.0	1	1	1	2	9	1	0	0	0	0	0	0	3-1	3-0	0	3.31	113
Totals		6	35.1	28	14	13	9	41	5	0	3	3	0	2	0	38-21	3-0	0	3.31	-

2019 Georgia Tech Baseball  
Individual Game-by-Game for Georgia Tech (as of Mar 27, 2019)

#11 Tristin English - 25 games (All games)

Date	Opponent	Pos	AB	R	H	RBI	2B	3B	HR	BB	SB	CS	HBP	SAC	SF	GDP	K	PO	A	E	Avg
Feb 15	ILLINOIS-CHICAGO	*1b/p	3	1	0	1	0	0	0	1	0	0	1	0	0	0	0	2	0	0	.000
Feb 16	RICHMOND	*1b	4	0	2	0	1	0	0	0	0	0	1	0	0	0	0	6	2	0	.286
Feb 16	WEST VIRGINIA	*1b/p	4	2	1	0	0	0	0	0	0	0	1	0	0	0	0	10	1	0	.273
Feb 22	UCLA	*1b/p	5	0	0	0	0	0	0	0	0	0	0	0	0	0	2	7	3	0	.188
Feb 23	UCLA	*1b	3	0	0	1	0	0	0	0	0	0	0	0	1	1	0	8	0	0	.158
Feb 24	UCLA	*1b	4	0	0	0	0	0	0	0	0	0	0	0	0	0	1	6	0	0	.130
Feb 26	GEORGIA STATE	*1b/p	4	1	1	0	0	0	0	0	0	0	1	0	0	0	0	6	0	0	.148
Feb 27	at Georgia State	*1b	3	1	1	2	0	0	1	0	0	0	1	0	0	0	0	6	0	0	.167
Mar 01	NORTHWESTERN	*1b	1	2	0	0	0	0	0	2	0	0	2	0	0	0	1	4	0	1	.161
Mar 02	NORTHWESTERN-1	*1b	5	0	0	0	0	0	0	0	0	0	0	0	0	0	2	12	1	0	.139
Mar 02	NORTHWESTERN-2	*1b/p	4	0	2	0	0	1	0	0	0	0	0	0	0	0	1	9	0	0	.175
Mar 05	at Kennesaw State	*1b	4	2	3	1	1	0	0	1	0	0	0	0	0	0	0	6	0	0	.227
Mar 06	KENNESAW STATE	*1b	3	1	0	0	0	0	0	1	0	0	0	0	0	0	0	7	0	0	.213
Mar 08	at Miami (FL)	*1b	5	2	2	3	0	0	2	0	0	0	0	0	0	0	1	5	2	0	.231
Mar 09	at Miami (FL)	*1b	5	1	2	0	1	0	0	0	0	0	0	0	0	0	1	7	1	0	.246
Mar 10	at Miami (FL)	*1b	3	1	1	2	0	0	1	0	0	0	1	0	0	1	0	6	0	0	.250
Mar 12	GEORGIA SOUTHERN	*1b	4	1	2	1	2	0	0	0	0	0	1	0	0	0	0	9	0	1	.266
Mar 15	VIRGINIA	*1b	5	2	3	2	1	0	0	1	0	0	0	0	0	0	0	11	0	0	.290
Mar 16	VIRGINIA	*1b	3	0	0	0	0	0	0	0	0	0	2	0	0	1	1	13	0	0	.278
Mar 17	VIRGINIA	*1b/p	2	0	0	1	0	0	0	1	0	0	0	0	1	0	0	9	0	0	.270
Mar 19	at Mercer	*1b	6	0	1	0	1	0	0	0	0	0	0	0	0	0	3	13	1	0	.262
Mar 22	at Louisville	*1b/p	3	1	0	0	0	0	0	1	0	0	0	0	0	0	1	1	1	0	.253
Mar 23	at Louisville	*1b	3	0	0	0	0	0	0	1	0	0	0	0	0	1	0	14	1	0	.244
Mar 24	at Louisville	*1b	3	0	1	3	0	0	0	0	0	0	0	0	1	0	0	7	0	0	.247
Mar 26	GEORGIA	*1b	2	1	0	3	0	0	0	0	0	0	0	0	2	0	1	4	1	0	.242
Totals		25gs	91	19	22	20	7	1	4	9	0	0	11	0	5	4	15	188	14	2	.242

On base pct. .362 • Slugging pct. .473

#11 Tristin English - 7 appearances (All games)

Date	Opponent	GS	IP	H	R	ER	BB	SO	2B	3B	HR	WP	BK	HBP	IBB	Score	W-L	Sv	ERA	NP
Feb 15	ILLINOIS-CHICAGO		1.0	0	0	0	0	1	0	0	0	0	0	0	0	6-3	0-0	1	0.00	9
Feb 16	WEST VIRGINIA		2.0	1	1	1	0	4	0	0	1	0	0	0	0	5-4	0-0	1	3.00	25
Feb 22	UCLA		3.0	2	0	0	0	2	0	0	0	0	0	0	0	4-3	1-0	1	1.50	29
Feb 26	GEORGIA STATE		2.0	3	2	2	0	1	1	0	0	0	0	0	0	7-3	1-0	1	3.38	21
Mar 02	NORTHWESTERN-2		0.1	2	2	2	0	0	2	0	0	0	0	0	0	1-5	1-0	1	5.40	10
Mar 17	VIRGINIA		1.0	2	0	0	0	1	0	0	0	0	0	0	0	6-5	1-0	2	4.82	17
Mar 22	at Louisville		1.0	1	0	0	0	1	0	0	0	0	0	0	0	3-1	1-0	3	4.35	13
Totals		0	10.1	11	5	5	0	10	3	0	1	0	0	0	0	32-24	1-0	3	4.35	-

#37 Keyton Gibson - 1 game (All games)

Date	Opponent	Pos	AB	R	H	RBI	2B	3B	HR	BB	SB	CS	HBP	SAC	SF	GDP	K	PO	A	E	Avg
Mar 12	GEORGIA SOUTHERN	p	0	0	0	0	0	0	0	0	0	0	0	0	0	0	0	1	1	0	.000
Totals		0gs	0	0	0	0	0	0	0	0	0	0	0	0	0	0	0	1	1	0	.000

On base pct. .000 • Slugging pct. .000

#37 Keyton Gibson - 8 appearances (All games)

Date	Opponent	GS	IP	H	R	ER	BB	SO	2B	3B	HR	WP	BK	HBP	IBB	Score	W-L	Sv	ERA	NP
Feb 16	WEST VIRGINIA		1.2	0	0	0	0	3	0	0	0	0	0	0	0	5-4	0-0	0	0.00	19
Feb 24	UCLA		0.2	0	0	0	0	1	0	0	0	0	0	1	0	0-6	0-0	0	0.00	9
Feb 26	GEORGIA STATE		3.0	0	0	0	1	4	0	0	0	0	0	0	0	7-3	1-0	0	0.00	35
Mar 02	NORTHWESTERN-2		0.0	2	3	3	1	0	0	0	0	0	0	0	0	1-5	1-1	0	5.06	13
Mar 09	at Miami (FL)		2.2	3	3	3	1	3	0	0	2	0	0	0	0	5-6	1-2	0	6.75	54
Mar 12	GEORGIA SOUTHERN		0.2	0	0	0	2	0	0	0	0	1	1	0	0	7-6	1-2	0	6.23	19
Mar 15	VIRGINIA		0.2	0	0	0	0	0	0	0	0	0	0	0	0	8-9	1-2	0	5.79	1
Mar 17	VIRGINIA		0.0	1	2	2	0	0	0	0	1	0	0	1	0	6-5	1-2	0	7.71	8
Totals		0	9.1	6	8	8	5	11	0	0	3	1	1	2	0	39-44	1-2	0	7.71	-

2019 Georgia Tech Baseball  
Individual Game-by-Game for Georgia Tech (as of Mar 27, 2019)

#6 Michael Guldberg - 24 games (All games)

Date	Opponent	Pos	AB	R	H	RBI	2B	3B	HR	BB	SB	CS	HBP	SAC	SF	GDP	K	PO	A	E	Avg
Feb 15	ILLINOIS-CHICAGO	*dh	4	0	1	0	0	0	0	0	0	0	0	0	0	0	0	0	0	0	.250
Feb 16	RICHMOND	ph	0	0	0	0	0	0	0	1	0	0	0	0	0	0	0	0	0	0	.250
Feb 16	WEST VIRGINIA	*dh	2	0	2	1	0	0	0	1	0	0	0	0	0	0	0	0	0	0	.500
Feb 22	UCLA	*dh	2	0	0	1	0	0	0	0	0	0	0	0	1	0	0	0	0	0	.375
Feb 23	UCLA	*dh	3	1	1	0	0	0	0	0	0	0	0	0	0	0	0	0	0	0	.364
Feb 24	UCLA	*dh	2	0	0	0	0	0	0	0	0	0	0	0	0	0	0	0	0	0	.308
Feb 26	GEORGIA STATE	*dh	4	2	3	0	0	0	0	0	1	0	0	0	0	0	0	0	0	0	.412
Feb 27	at Georgia State	*dh	2	2	2	1	0	0	0	2	0	0	0	0	0	0	0	0	0	0	.474
Mar 01	NORTHWESTERN	*dh	3	1	2	1	0	0	0	0	0	0	0	1	0	0	0	0	0	0	.500
Mar 02	NORTHWESTERN-1	*dh	5	0	1	0	0	0	0	0	0	0	0	0	0	0	0	0	0	0	.444
Mar 05	at Kennesaw State	*dh	4	0	1	2	0	0	0	0	0	0	0	1	0	0	0	0	0	0	.419
Mar 06	KENNESAW STATE	*dh	4	1	2	2	0	0	0	0	0	0	0	0	0	0	0	0	0	0	.429
Mar 08	at Miami (FL)	*dh	4	1	2	1	0	0	0	0	0	0	1	0	0	0	0	0	0	0	.436
Mar 09	at Miami (FL)	*2b	1	0	0	0	0	0	0	0	0	0	0	1	0	0	1	0	1	1	.425
Mar 10	at Miami (FL)	*dh	4	1	2	0	0	0	0	0	0	0	0	0	0	0	0	0	0	0	.432
Mar 12	GEORGIA SOUTHERN	*dh	5	3	4	2	1	0	0	0	0	0	0	0	0	0	0	0	0	0	.469
Mar 15	VIRGINIA	*dh	6	3	4	0	0	0	0	0	0	0	0	0	0	0	1	0	0	0	.491
Mar 16	VIRGINIA	*dh	4	1	3	0	0	0	0	1	0	0	0	0	0	0	0	0	0	0	.508
Mar 17	VIRGINIA	*dh	3	1	2	0	0	0	0	0	0	0	0	1	0	0	0	0	0	0	.516
Mar 19	at Mercer	*dh	6	1	3	3	0	0	0	0	0	0	0	0	0	0	1	0	0	0	.515
Mar 22	at Louisville	*dh	3	1	0	0	0	0	0	1	0	0	0	0	0	0	3	0	0	0	.493
Mar 23	at Louisville	*dh	4	0	2	0	0	0	0	0	0	0	1	0	0	0	0	0	0	0	.493
Mar 24	at Louisville	*dh	5	0	1	0	0	0	0	0	0	0	0	0	0	0	1	0	0	0	.475
Mar 26	GEORGIA	*dh	2	2	1	0	0	0	0	2	0	0	0	0	0	0	1	0	0	0	.476
Totals		23gs	82	21	39	14	1	0	0	8	1	0	2	4	1	0	8	0	1	1	.476

On base pct. .527 • Slugging pct. .488

#5 Colin Hall - 25 games (All games)

Date	Opponent	Pos	AB	R	H	RBI	2B	3B	HR	BB	SB	CS	HBP	SAC	SF	GDP	K	PO	A	E	Avg
Feb 15	ILLINOIS-CHICAGO	*of	4	0	0	0	0	0	0	0	0	0	0	0	0	0	2	0	0	0	.000
Feb 16	RICHMOND	*of/of	4	0	1	0	0	0	0	0	0	0	0	0	0	0	0	0	0	0	.125
Feb 16	WEST VIRGINIA	*of	4	2	2	0	2	0	0	1	0	0	0	0	0	0	1	2	0	0	.250
Feb 22	UCLA	*of	4	0	0	0	0	0	0	0	0	0	0	0	0	0	1	4	0	0	.188
Feb 23	UCLA	*of	3	1	1	0	1	0	0	1	0	0	0	0	0	0	0	0	0	0	.211
Feb 24	UCLA	*of	4	0	0	0	0	0	0	0	0	0	0	0	0	0	1	2	0	0	.174
Feb 26	GEORGIA STATE	*of	5	0	1	2	0	0	0	0	0	0	0	0	0	0	1	4	0	0	.179
Feb 27	at Georgia State	*of	3	0	1	0	1	0	0	1	0	0	0	0	0	0	0	4	0	0	.194
Mar 01	NORTHWESTERN	*of	4	0	3	1	1	0	0	0	0	0	0	0	0	0	0	0	0	0	.257
Mar 02	NORTHWESTERN-1	*of/of	3	0	0	0	0	0	0	0	0	0	0	1	0	0	0	1	0	0	.237
Mar 02	NORTHWESTERN-2	*of	3	0	0	0	0	0	0	0	0	0	0	0	0	0	2	2	0	0	.220
Mar 05	at Kennesaw State	*of	3	0	0	0	0	0	0	0	0	0	0	0	0	0	0	2	0	0	.205
Mar 06	KENNESAW STATE	*of/of	4	0	2	0	1	0	0	0	0	0	0	0	0	0	0	1	0	0	.229
Mar 08	at Miami (FL)	*of	4	0	1	0	1	0	0	1	0	0	0	0	0	0	2	1	1	0	.231
Mar 09	at Miami (FL)	*of	5	0	2	0	0	0	0	0	0	0	0	0	0	0	1	3	0	0	.246
Mar 10	at Miami (FL)	*of	5	0	1	1	0	0	0	0	0	0	0	0	1	0	0	0	0	0	.242
Mar 12	GEORGIA SOUTHERN	*of	5	1	2	1	0	0	0	0	0	0	0	0	0	0	1	0	0	0	.254
Mar 15	VIRGINIA	*of	4	0	0	2	0	0	0	0	0	0	0	0	1	0	0	1	0	0	.239
Mar 16	VIRGINIA	*of	5	1	1	0	0	0	0	0	0	0	0	0	0	0	3	2	0	0	.237
Mar 17	VIRGINIA	*of	4	1	1	0	0	0	0	0	0	0	0	0	0	0	0	3	0	0	.237
Mar 19	at Mercer	*of	4	3	4	1	1	0	0	0	0	0	0	0	1	0	0	1	0	0	.274
Mar 22	at Louisville	*of	3	0	1	1	0	0	0	0	0	0	0	0	1	0	1	1	0	0	.276
Mar 23	at Louisville	*of	4	1	1	1	0	0	0	0	1	0	0	0	0	0	1	0	0	0	.275
Mar 24	at Louisville	*of	4	0	1	0	0	0	0	0	0	0	0	0	0	0	1	2	0	0	.274
Mar 26	GEORGIA	*of	4	1	2	2	1	0	0	0	0	0	0	0	0	0	2	3	0	0	.283
Totals		25gs	99	11	28	12	9	0	0	4	1	0	0	1	3	1	20	39	1	0	.283

On base pct. .302 • Slugging pct. .374

#8 Jonathan Hughes - 3 games (All games)

Date	Opponent	Pos	AB	R	H	RBI	2B	3B	HR	BB	SB	CS	HBP	SAC	SF	GDP	K	PO	A	E	Avg
Feb 24	UCLA	p	0	0	0	0	0	0	0	0	0	0	0	0	0	0	0	0	1	1	.000
Mar 08	at Miami (FL)	p	0	0	0	0	0	0	0	0	0	0	0	0	0	0	0	1	1	0	.000
Mar 12	GEORGIA SOUTHERN	p	0	0	0	0	0	0	0	0	0	0	0	0	0	0	0	0	1	0	.000
Totals		0gs	0	0	0	0	0	0	0	0	0	0	0	0	0	0	0	1	3	1	.000

On base pct. .000 • Slugging pct. .000

# 2019 Georgia Tech Baseball Individual Game-by-Game for Georgia Tech (as of Mar 27, 2019)

## #8 Jonathan Hughes - 9 appearances (All games)

Date	Opponent	GS	IP	H	R	ER	BB	SO	2B	3B	HR	WP	BK	HBP	IBB	Score	W-L	Sv	ERA	NP
Feb 15	ILLINOIS-CHICAGO		2.0	1	1	1	0	1	0	0	0	0	0	1	0	6-3	0-0	0	4.50	19
Feb 22	UCLA		2.2	1	0	0	1	2	0	0	0	0	0	0	0	4-3	0-0	0	1.93	36
Feb 24	UCLA		2.1	4	2	0	0	2	1	0	0	0	0	0	0	0-6	0-0	0	1.29	24
Mar 02	NORTHWESTERN-1		2.0	1	0	0	0	2	0	0	0	0	0	0	0	9-2	0-0	0	1.00	23
Mar 06	KENNESAW STATE		1.0	0	0	0	0	1	0	0	0	0	0	0	0	9-1	0-0	0	0.90	9
Mar 08	at Miami (FL)		3.2	3	0	0	1	0	2	0	0	1	0	1	1	5-4	1-0	0	0.66	44
Mar 12	GEORGIA SOUTHERN		2.0	5	2	2	3	1	1	0	0	2	0	0	0	7-6	2-0	0	1.72	45
Mar 15	VIRGINIA		1.1	3	3	3	0	0	1	0	0	1	0	1	0	8-9	2-1	0	3.18	31
Mar 24	at Louisville		1.1	1	2	2	3	2	0	0	0	0	0	0	0	4-5	2-2	0	3.93	37
Totals		0	18.1	19	10	8	8	11	5	0	0	4	0	3	1	52-39	2-2	0	3.93	-

## #21 Brant Hurter - 3 games (All games)

Date	Opponent	Pos	AB	R	H	RBI	2B	3B	HR	BB	SB	CS	HBP	SAC	SF	GDP	K	PO	A	E	Avg
Feb 24	UCLA	*p	0	0	0	0	0	0	0	0	0	0	0	0	0	0	0	0	2	0	.000
Mar 17	VIRGINIA	*p	0	0	0	0	0	0	0	0	0	0	0	0	0	0	0	0	1	0	.000
Mar 24	at Louisville	*p	0	0	0	0	0	0	0	0	0	0	0	0	0	0	0	0	1	0	.000
Totals		3gs	0	0	0	0	0	0	0	0	0	0	0	0	0	0	0	0	4	0	.000

On base pct. .000 • Slugging pct. .000

## #21 Brant Hurter - 6 appearances (All games)

Date	Opponent	GS	IP	H	R	ER	BB	SO	2B	3B	HR	WP	BK	HBP	IBB	Score	W-L	Sv	ERA	NP
Feb 15	ILLINOIS-CHICAGO		1.0	0	0	0	1	3	0	0	0	0	0	0	0	6-3	0-0	0	0.00	17
Feb 24	UCLA	*	5.0	6	2	1	0	7	1	0	0	0	0	1	0	0-6	0-1	0	1.50	78
Mar 02	NORTHWESTERN-2	*	7.0	4	0	0	0	13	0	0	0	0	0	0	0	1-5	0-1	0	0.69	90
Mar 10	at Miami (FL)	*	5.2	6	7	6	2	8	1	1	1	0	0	1	1	6-9	0-2	0	3.38	93
Mar 17	VIRGINIA	*	7.0	7	2	2	0	7	1	0	0	0	0	1	0	6-5	1-2	0	3.16	93
Mar 24	at Louisville	*	6.0	8	3	3	2	4	0	0	0	0	0	0	0	4-5	1-2	0	3.41	96
Totals		5	31.2	31	14	12	5	42	3	1	1	0	0	3	1	23-33	1-2	0	3.41	-

## #24 Jake Lee - 7 appearances (All games)

Date	Opponent	GS	IP	H	R	ER	BB	SO	2B	3B	HR	WP	BK	HBP	IBB	Score	W-L	Sv	ERA	NP
Feb 23	UCLA		1.0	0	0	0	0	0	0	0	0	0	0	0	0	2-8	0-0	0	0.00	12
Feb 24	UCLA		0.2	2	2	2	1	1	1	0	1	0	0	0	0	0-6	0-0	0	10.80	17
Mar 10	at Miami (FL)		1.0	0	0	0	0	2	0	0	0	0	0	0	0	6-9	0-0	0	6.75	13
Mar 17	VIRGINIA		0.0	0	0	0	1	0	0	0	0	0	0	0	0	6-5	0-0	0	6.75	4
Mar 19	at Mercer		0.2	0	0	0	0	2	0	0	0	0	0	0	0	14-8	0-0	0	5.40	6
Mar 24	at Louisville		0.1	0	0	0	0	1	0	0	0	0	0	0	0	4-5	0-0	0	4.91	6
Mar 26	GEORGIA		0.2	0	0	0	0	0	0	0	0	0	0	0	0	11-2	0-0	0	4.15	6
Totals		0	4.1	2	2	2	2	6	1	0	1	1	0	0	0	43-43	0-0	0	4.15	-

## #32 Joseph Mannelly - 1 game (All games)

Date	Opponent	Pos	AB	R	H	RBI	2B	3B	HR	BB	SB	CS	HBP	SAC	SF	GDP	K	PO	A	E	Avg
Mar 06	KENNESAW STATE	p	0	0	0	0	0	0	0	0	0	0	0	0	0	0	0	1	0	0	.000
Totals		0gs	0	0	0	0	0	0	0	0	0	0	0	0	0	0	0	1	0	0	.000

On base pct. .000 • Slugging pct. .000

## #32 Joseph Mannelly - 3 appearances (All games)

Date	Opponent	GS	IP	H	R	ER	BB	SO	2B	3B	HR	WP	BK	HBP	IBB	Score	W-L	Sv	ERA	NP
Feb 27	at Georgia State		1.0	2	0	0	0	2	0	0	0	1	0	0	0	10-0	0-0	0	0.00	18
Mar 02	NORTHWESTERN-2		0.1	0	0	0	0	0	0	0	0	0	0	0	0	1-5	0-0	0	0.00	1
Mar 06	KENNESAW STATE		1.1	0	0	0	0	0	0	0	0	1	0	0	0	9-1	0-0	0	0.00	14
Totals		0	2.2	2	0	0	0	2	0	0	0	2	0	0	0	20-6	0-0	0	0.00	-

2019 Georgia Tech Baseball  
Individual Game-by-Game for Georgia Tech (as of Mar 27, 2019)

#16 Kyle McCann - 25 games (All games)

Date	Opponent	Pos	AB	R	H	RBI	2B	3B	HR	BB	SB	CS	HBP	SAC	SF	GDP	K	PO	A	E	Avg
Feb 15	ILLINOIS-CHICAGO	*c	3	1	1	1	0	0	1	2	0	0	0	0	0	0	0	14	0	0	.333
Feb 16	RICHMOND	*dh	5	0	0	0	0	0	0	0	0	0	0	0	0	0	0	0	0	0	.125
Feb 16	WEST VIRGINIA	*c	5	1	3	2	0	0	1	0	0	0	0	0	0	0	1	17	3	1	.308
Feb 22	UCLA	*c	4	2	1	1	0	0	1	1	0	0	0	0	0	0	1	7	1	0	.294
Feb 23	UCLA	*c	3	0	1	0	0	0	0	1	0	0	0	0	0	0	1	4	3	0	.300
Feb 24	UCLA	*c	3	0	1	0	1	0	0	1	0	0	0	0	0	0	1	11	0	0	.304
Feb 26	GEORGIA STATE	*c	4	0	2	2	0	0	0	1	0	0	0	0	0	0	2	6	1	0	.333
Feb 27	at Georgia State	*c	3	1	1	0	0	0	0	1	0	0	0	0	0	0	1	5	0	0	.333
Mar 01	NORTHWESTERN	*c	5	3	3	7	1	0	2	0	0	0	0	0	0	0	1	7	0	0	.371
Mar 02	NORTHWESTERN-1	*c	3	4	2	1	0	0	1	2	0	0	0	0	0	0	0	7	2	0	.395
Mar 02	NORTHWESTERN-2	*dh/1b	4	0	0	0	0	0	0	0	0	0	0	0	0	0	3	2	0	0	.357
Mar 05	at Kennesaw State	*c	4	1	2	3	0	0	1	1	0	0	0	0	0	0	1	6	1	0	.370
Mar 06	KENNESAW STATE	*c	3	2	2	4	0	0	2	1	0	0	0	0	0	0	0	7	2	0	.388
Mar 08	at Miami (FL)	*c	4	1	1	1	0	0	1	1	0	0	0	0	0	0	1	9	1	0	.377
Mar 09	at Miami (FL)	*c	4	1	1	1	1	0	0	1	0	0	0	0	0	0	0	8	0	0	.368
Mar 10	at Miami (FL)	*c	3	0	1	1	1	0	0	2	0	0	0	0	0	0	1	12	0	0	.367
Mar 12	GEORGIA SOUTHERN	*c	2	0	1	0	1	0	0	3	0	0	0	0	0	0	0	3	0	0	.371
Mar 15	VIRGINIA	*c	3	2	2	2	1	0	1	2	0	0	0	0	0	0	1	3	0	0	.385
Mar 16	VIRGINIA	*c	2	1	1	2	0	0	1	3	0	0	0	0	0	0	1	6	0	0	.388
Mar 17	VIRGINIA	*c	3	0	2	2	1	0	0	1	0	0	0	0	0	0	0	8	0	0	.400
Mar 19	at Mercer	*c	4	0	1	1	1	0	0	2	0	0	0	0	0	0	0	2	2	0	.392
Mar 22	at Louisville	*c	4	0	1	1	1	0	0	0	0	0	0	0	0	0	3	10	0	0	.385
Mar 23	at Louisville	*c	3	1	0	0	0	0	0	2	0	0	0	0	0	0	1	4	1	0	.370
Mar 24	at Louisville	*c	3	0	1	0	0	0	0	2	0	0	0	0	0	0	0	8	0	0	.369
Mar 26	GEORGIA	*c	2	1	0	0	0	0	0	2	0	0	0	0	0	0	2	7	1	0	.360
Totals		25gs	86	22	31	32	9	0	12	32	0	0	0	0	0	0	22	173	18	1	.360

On base pct. .534 • Slugging pct. .884

#25 Ryan Miller - 4 games (All games)

Date	Opponent	Pos	AB	R	H	RBI	2B	3B	HR	BB	SB	CS	HBP	SAC	SF	GDP	K	PO	A	E	Avg
Feb 27	at Georgia State	ph/1b	2	0	0	0	0	0	0	0	0	0	0	0	0	0	2	0	0	0	.000
Mar 01	NORTHWESTERN	1b	1	0	0	0	0	0	0	0	0	0	0	0	0	0	1	3	0	0	.000
Mar 05	at Kennesaw State	ph/1b	1	0	0	0	0	0	0	0	0	0	0	0	0	0	1	0	0	0	.000
Mar 06	KENNESAW STATE	1b	0	0	0	0	0	0	0	0	0	0	0	0	0	0	0	1	0	0	.000
Totals		0gs	4	0	0	0	0	0	0	0	0	0	0	0	0	0	4	4	0	0	.000

On base pct. .000 • Slugging pct. .000

#10 Chase Murray - 15 games (All games)

Date	Opponent	Pos	AB	R	H	RBI	2B	3B	HR	BB	SB	CS	HBP	SAC	SF	GDP	K	PO	A	E	Avg
Feb 15	ILLINOIS-CHICAGO	*of	5	2	2	2	0	0	1	0	0	0	0	0	0	0	1	2	0	0	.400
Feb 16	RICHMOND	*of	4	0	1	0	0	0	0	1	0	0	0	0	0	0	1	2	0	0	.333
Feb 16	WEST VIRGINIA	*of	5	0	0	0	0	0	0	0	0	0	0	0	0	0	1	1	0	0	.214
Feb 22	UCLA	*of	4	0	2	0	0	0	0	1	0	0	0	0	0	0	1	3	0	0	.278
Feb 23	UCLA	*of	4	0	0	0	0	0	0	0	0	0	0	0	0	0	1	5	0	0	.227
Feb 24	UCLA	*of	5	0	0	0	0	0	0	0	0	0	0	0	0	0	1	1	0	0	.185
Feb 26	GEORGIA STATE	*of	4	1	1	0	0	0	0	1	0	0	0	0	0	0	1	1	0	0	.194
Feb 27	at Georgia State	*of	6	1	1	0	0	0	0	0	1	0	0	0	0	0	2	4	1	0	.189
Mar 01	NORTHWESTERN	*of	3	1	2	1	1	0	0	2	0	0	0	0	0	0	1	1	0	0	.225
Mar 02	NORTHWESTERN-1	*of	4	0	0	0	0	0	0	0	0	0	0	0	0	1	0	0	0	0	.205
Mar 02	NORTHWESTERN-2	*of	4	0	0	0	0	0	0	0	0	0	0	0	0	1	1	1	0	0	.188
Mar 05	at Kennesaw State	*of	5	3	1	0	0	0	0	0	0	0	0	0	0	0	1	2	0	0	.189
Mar 06	KENNESAW STATE	*of	4	2	2	0	0	0	0	0	1	0	0	0	0	0	0	2	0	0	.211
Mar 08	at Miami (FL)	*of	3	0	2	0	0	0	0	1	0	0	0	0	0	0	1	4	0	0	.233
Mar 09	at Miami (FL)	*of	4	1	1	1	1	0	0	0	1	0	0	0	0	0	1	3	0	0	.234
Totals		15gs	64	11	15	4	2	0	1	6	3	0	0	0	0	2	14	32	1	0	.234

On base pct. .300 • Slugging pct. .312

2019 Georgia Tech Baseball  
Individual Game-by-Game for Georgia Tech (as of Mar 27, 2019)

#4 Cole Neuber - 8 games (All games)

Date	Opponent	Pos	AB	R	H	RBI	2B	3B	HR	BB	SB	CS	HBP	SAC	SF	GDP	K	PO	A	E	Avg
Feb 16	WEST VIRGINIA	ph	0	0	0	0	0	0	0	1	0	0	0	0	0	0	0	0	0	0	.000
Feb 24	UCLA	ph	1	0	0	0	0	0	0	0	0	0	0	0	0	0	0	0	0	0	.000
Feb 27	at Georgia State	ph/dh	1	0	0	0	0	0	0	1	0	0	0	0	0	0	0	0	0	0	.000
Mar 01	NORTHWESTERN	of	0	0	0	0	0	0	0	0	0	0	1	0	0	0	0	0	0	0	.000
Mar 05	at Kennesaw State	of	1	0	0	0	0	0	0	0	0	0	0	0	0	0	0	0	0	0	.000
Mar 06	KENNESAW STATE	ph	0	0	0	0	0	0	0	1	0	0	0	0	0	0	0	0	0	0	.000
Mar 10	at Miami (FL)	of	1	0	0	0	0	0	0	0	0	0	0	0	0	0	1	0	0	0	.000
Mar 19	at Mercer	ph/of	1	0	0	0	0	0	0	0	0	0	0	0	0	0	0	1	0	0	.000
Totals		0gs	5	0	0	0	0	0	0	3	0	0	1	0	0	0	1	1	0	0	.000

On base pct. .444 • Slugging pct. .000

#22 Baron Radcliff - 21 games (All games)

Date	Opponent	Pos	AB	R	H	RBI	2B	3B	HR	BB	SB	CS	HBP	SAC	SF	GDP	K	PO	A	E	Avg
Feb 16	RICHMOND	ph/of	1	0	0	0	0	0	0	0	0	0	0	0	0	0	1	1	0	0	.000
Feb 22	UCLA	ph/1b	0	0	0	0	0	0	0	1	0	0	0	0	0	0	0	0	0	0	.000
Feb 23	UCLA	ph	0	0	0	0	0	0	0	1	0	0	0	0	0	0	0	0	0	0	.000
Feb 24	UCLA	ph/dh	2	0	0	0	0	0	0	0	0	0	0	0	0	0	2	0	0	0	.000
Feb 26	GEORGIA STATE	1b	0	1	0	0	0	0	0	1	0	0	0	0	0	0	0	2	0	0	.000
Feb 27	at Georgia State	ph/of	0	1	0	0	0	0	0	1	0	0	0	0	0	0	0	0	0	0	.000
Mar 01	NORTHWESTERN	of	1	0	0	0	0	0	0	0	0	0	0	0	0	0	1	2	0	0	.000
Mar 02	NORTHWESTERN-1	of	1	0	0	0	0	0	0	0	0	0	0	0	0	0	0	0	0	0	.000
Mar 05	at Kennesaw State	of	2	0	1	0	0	0	0	0	1	0	0	0	0	0	1	1	0	0	.143
Mar 06	KENNESAW STATE	of	1	0	0	0	0	0	0	0	0	0	0	0	0	0	1	1	0	0	.125
Mar 09	at Miami (FL)	*dh	2	0	1	1	0	0	0	2	0	0	0	0	0	0	0	0	0	0	.200
Mar 10	at Miami (FL)	*of	4	0	1	0	0	0	0	0	0	0	0	0	0	0	0	0	0	0	.214
Mar 12	GEORGIA SOUTHERN	*of	4	0	0	0	0	0	0	1	0	0	0	0	0	0	1	4	0	0	.167
Mar 15	VIRGINIA	*of	3	0	2	2	0	0	0	2	0	0	0	0	0	0	0	3	0	0	.238
Mar 16	VIRGINIA	*of	3	2	1	1	1	0	0	2	0	0	0	0	0	0	0	1	0	0	.250
Mar 17	VIRGINIA	*of	3	1	1	0	1	0	0	1	0	0	0	0	0	0	2	2	0	0	.259
Mar 19	at Mercer	*of	4	1	0	0	0	0	0	2	1	0	0	0	0	0	3	3	0	0	.226
Mar 22	at Louisville	*of	4	1	2	1	0	0	1	0	0	0	0	0	0	0	2	4	0	0	.257
Mar 23	at Louisville	*of	2	1	2	2	0	0	1	2	0	0	0	0	0	0	0	2	0	0	.297
Mar 24	at Louisville	*of	4	0	0	0	0	0	0	0	0	0	0	0	0	0	3	4	0	0	.268
Mar 26	GEORGIA	*of	4	1	1	2	0	0	1	0	0	0	0	0	0	0	2	1	0	0	.267
Totals		11gs	45	9	12	9	2	0	3	16	2	0	0	0	0	0	19	31	0	0	.267

On base pct. .459 • Slugging pct. .511

#26 Paxton Rigby - 5 games (All games)

Date	Opponent	Pos	AB	R	H	RBI	2B	3B	HR	BB	SB	CS	HBP	SAC	SF	GDP	K	PO	A	E	Avg
Feb 23	UCLA	ph	1	0	0	0	0	0	0	0	0	0	0	0	0	0	0	0	0	0	.000
Feb 24	UCLA	ph	1	0	0	0	0	0	0	0	0	0	0	0	0	0	0	0	0	0	.000
Mar 01	NORTHWESTERN	dh	2	0	0	0	0	0	0	0	0	0	0	0	0	0	0	0	0	0	.000
Mar 05	at Kennesaw State	ph	1	0	1	0	0	0	0	0	0	0	0	0	0	0	0	0	0	0	.200
Mar 06	KENNESAW STATE	ph	0	0	0	1	0	0	0	0	0	0	0	0	1	0	0	0	0	0	.200
Totals		0gs	5	0	1	1	0	0	0	0	0	0	0	0	1	0	0	0	0	0	.200

On base pct. .167 • Slugging pct. .200

#19 Roedig, C - 2 games (All games)

Date	Opponent	Pos	AB	R	H	RBI	2B	3B	HR	BB	SB	CS	HBP	SAC	SF	GDP	K	PO	A	E	Avg
Feb 16	RICHMOND	*p	0	0	0	0	0	0	0	0	0	0	0	0	0	0	0	0	1	1	.000
Feb 26	GEORGIA STATE	*p	0	0	0	0	0	0	0	0	0	0	0	0	0	0	0	0	1	0	.000
Totals		2gs	0	0	0	0	0	0	0	0	0	0	0	0	0	0	0	0	2	1	.000

On base pct. .000 • Slugging pct. .000

2019 Georgia Tech Baseball  
Individual Game-by-Game for Georgia Tech (as of Mar 27, 2019)

#19 Roedig, C - 5 appearances (All games)

Date	Opponent	GS	IP	H	R	ER	BB	SO	2B	3B	HR	WP	BK	HBP	IBB	Score	W-L	Sv	ERA	NP
Feb 16	RICHMOND	*	1.1	1	1	1	3	1	0	0	0	0	0	0	0	1-7	0-1	0	6.75	41
Feb 26	GEORGIA STATE	*	4.0	3	1	1	1	1	0	0	1	0	0	0	0	7-3	0-1	0	3.38	53
Mar 06	KENNESAW STATE	*	5.1	3	0	0	1	7	0	0	0	0	0	1	0	9-1	1-1	0	1.69	68
Mar 12	GEORGIA SOUTHERN		1.0	1	2	0	1	1	0	0	0	0	0	0	0	7-6	1-1	0	1.54	31
Mar 19	at Mercer		0.1	1	1	1	2	1	0	0	0	0	0	0	0	14-8	1-1	0	2.25	18
Totals		3	12.0	9	5	3	8	11	0	0	1	0	0	1	0	38-25	1-1	0	2.25	-

#23 Oscar Serratos - 24 games (All games)

Date	Opponent	Pos	AB	R	H	RBI	2B	3B	HR	BB	SB	CS	HBP	SAC	SF	GDP	K	PO	A	E	Avg
Feb 15	ILLINOIS-CHICAGO	*3b	3	1	2	1	0	0	1	1	0	0	0	0	0	0	1	0	2	0	.667
Feb 16	RICHMOND	*3b	4	0	0	0	0	0	0	0	0	0	0	0	0	0	1	0	2	0	.286
Feb 16	WEST VIRGINIA	*3b	5	0	0	0	0	0	0	0	0	0	0	0	0	1	1	2	6	4	.167
Feb 22	UCLA	*3b	4	1	1	0	0	0	0	0	0	0	0	0	0	0	2	1	2	0	.188
Feb 23	UCLA	*3b	4	0	0	0	0	0	0	0	0	0	0	0	0	0	2	0	2	0	.150
Feb 24	UCLA	*3b	4	0	1	0	0	0	0	0	0	0	0	0	0	0	1	1	1	1	.167
Feb 26	GEORGIA STATE	*3b	4	1	1	1	0	0	1	1	0	0	0	0	0	0	1	3	0	0	.179
Feb 27	at Georgia State	*3b	4	2	2	2	0	0	1	0	0	0	0	0	0	0	1	0	2	0	.219
Mar 01	NORTHWESTERN	*3b	4	2	2	1	0	1	0	0	0	0	0	0	0	0	0	1	0	1	.250
Mar 02	NORTHWESTERN-1	*3b	4	2	2	0	0	0	0	0	0	0	1	0	0	0	1	0	1	0	.275
Mar 02	NORTHWESTERN-2	*3b	4	1	2	0	0	0	0	0	0	0	0	0	0	0	0	1	1	2	.295
Mar 05	at Kennesaw State	*3b	4	0	1	2	0	0	0	1	0	0	0	0	0	0	1	0	0	0	.292
Mar 06	KENNESAW STATE	*3b	4	0	0	0	0	0	0	0	0	0	0	0	0	0	0	0	0	0	.269
Mar 08	at Miami (FL)	*3b	5	0	1	0	0	0	0	0	0	0	0	0	0	0	1	0	0	0	.263
Mar 09	at Miami (FL)	*3b	5	1	2	1	1	0	0	0	0	0	0	0	0	0	3	0	1	0	.274
Mar 10	at Miami (FL)	*3b	5	0	1	0	0	0	0	0	0	0	0	0	0	0	3	0	2	0	.269
Mar 12	GEORGIA SOUTHERN	*3b	4	0	2	1	0	0	0	0	1	0	1	0	0	0	1	1	4	0	.282
Mar 15	VIRGINIA	*3b	4	1	2	0	0	0	0	1	0	0	0	0	0	0	2	0	1	0	.293
Mar 16	VIRGINIA	*3b	4	0	0	1	0	0	0	0	0	0	0	0	1	0	2	1	3	2	.278
Mar 17	VIRGINIA	*3b	4	0	0	0	0	0	0	0	0	0	0	0	0	0	0	2	0	0	.265
Mar 22	at Louisville	*3b	4	0	1	0	1	0	0	0	0	0	0	0	0	0	1	0	0	0	.264
Mar 23	at Louisville	*3b	3	0	0	1	0	0	0	0	0	0	0	0	1	0	2	1	2	0	.256
Mar 24	at Louisville	*3b	4	0	1	0	0	0	0	0	1	0	0	0	0	0	2	0	1	0	.255
Mar 26	GEORGIA	*3b	4	0	1	1	0	0	0	0	0	0	0	0	0	0	1	0	2	0	.255
Totals		24gs	98	12	25	12	2	1	2	4	3	0	2	0	2	1	28	9	40	9	.255

On base pct. .292 • Slugging pct. .357

#34 Will Shirah - 4 appearances (All games)

Date	Opponent	GS	IP	H	R	ER	BB	SO	2B	3B	HR	WP	BK	HBP	IBB	Score	W-L	Sv	ERA	NP
Feb 16	RICHMOND		1.1	2	0	0	0	1	0	0	0	0	0	0	0	1-7	0-0	0	0.00	26
Feb 23	UCLA		0.1	0	0	0	0	0	0	0	0	2	0	0	0	2-8	0-0	0	0.00	5
Feb 24	UCLA		0.0	0	0	0	2	0	0	0	0	0	0	0	0	0-6	0-0	0	0.00	11
Mar 19	at Mercer		1.0	1	3	3	2	0	0	0	1	0	0	0	0	14-8	0-0	0	10.12	31
Totals		0	2.2	3	3	3	4	1	0	0	1	2	0	0	0	17-29	0-0	0	10.12	-

#20 Jamie Taylor - 5 games (All games)

Date	Opponent	Pos	AB	R	H	RBI	2B	3B	HR	BB	SB	CS	HBP	SAC	SF	GDP	K	PO	A	E	Avg
Feb 16	RICHMOND	c	0	0	0	0	0	0	0	1	0	0	0	0	0	0	0	4	0	0	.000
Feb 27	at Georgia State	c	2	0	0	0	0	0	0	0	0	0	0	0	0	0	1	6	0	0	.000
Mar 02	NORTHWESTERN-2	*c	3	0	0	0	0	0	0	0	0	0	0	0	0	0	2	12	1	0	.000
Mar 06	KENNESAW STATE	c	1	0	0	0	0	0	0	0	0	0	0	0	0	0	0	4	0	0	.000
Mar 19	at Mercer	c	0	0	0	0	0	0	0	0	0	0	0	0	0	0	0	2	1	0	.000
Totals		1gs	6	0	0	0	0	0	0	1	0	0	0	0	0	0	3	28	2	0	.000

On base pct. .143 • Slugging pct. .000

2019 Georgia Tech Baseball  
Individual Game-by-Game for Georgia Tech (as of Mar 27, 2019)

#42 Connor Thomas - 4 games (All games)

Date	Opponent	Pos	AB	R	H	RBI	2B	3B	HR	BB	SB	CS	HBP	SAC	SF	GDP	K	PO	A	E	Avg
Feb 16	WEST VIRGINIA	*p	0	0	0	0	0	0	0	0	0	0	0	0	0	0	0	0	1	0	.000
Mar 02	NORTHWESTERN-1	*p	0	0	0	0	0	0	0	0	0	0	0	0	0	0	0	0	1	0	.000
Mar 16	VIRGINIA	*p	0	0	0	0	0	0	0	0	0	0	0	0	0	0	0	0	4	0	.000
Mar 23	at Louisville	*p	0	0	0	0	0	0	0	0	0	0	0	0	0	0	0	2	4	0	.000
Totals		4gs	0	0	0	0	0	0	0	0	0	0	0	0	0	0	0	2	10	0	.000

On base pct. .000 • Slugging pct. .000

#42 Connor Thomas - 6 appearances (All games)

Date	Opponent	GS	IP	H	R	ER	BB	SO	2B	3B	HR	WP	BK	HBP	IBB	Score	W-L	Sv	ERA	NP
Feb 16	WEST VIRGINIA	*	7.0	5	3	0	2	10	2	0	0	0	0	0	0	5-4	0-0	0	0.00	91
Feb 23	UCLA	*	5.0	9	6	6	1	5	3	0	1	0	0	0	1	2-8	0-1	0	4.50	80
Mar 02	NORTHWESTERN-1	*	7.0	6	2	2	2	6	3	0	0	1	0	0	0	9-2	1-1	0	3.79	95
Mar 09	at Miami (FL)	*	6.0	7	3	3	1	5	1	0	1	0	0	0	0	5-6	1-1	0	3.96	91
Mar 16	VIRGINIA	*	7.1	7	2	2	0	6	1	0	1	0	0	1	0	7-3	2-1	0	3.62	103
Mar 23	at Louisville	*	9.0	5	0	0	2	5	1	0	0	0	0	0	0	4-0	3-1	0	2.83	96
Totals		6	41.1	39	16	13	8	37	11	0	3	1	0	1	1	32-23	3-1	0	2.83	-

#18 Cameron Turley - 3 games (All games)

Date	Opponent	Pos	AB	R	H	RBI	2B	3B	HR	BB	SB	CS	HBP	SAC	SF	GDP	K	PO	A	E	Avg
Feb 16	RICHMOND	*c	1	0	0	0	0	0	0	1	0	0	0	0	0	0	1	3	1	0	.000
Mar 01	NORTHWESTERN	c	0	0	0	0	0	0	0	0	0	0	0	0	0	0	0	1	0	0	.000
Mar 05	at Kennesaw State	c	1	0	0	0	0	0	0	0	0	0	0	0	0	0	0	6	0	0	.000
Totals		1gs	2	0	0	0	0	0	0	1	0	0	0	0	0	0	1	10	1	0	.000

On base pct. .333 • Slugging pct. .000

#7 Luke Waddell - 21 games (All games)

Date	Opponent	Pos	AB	R	H	RBI	2B	3B	HR	BB	SB	CS	HBP	SAC	SF	GDP	K	PO	A	E	Avg
Feb 15	ILLINOIS-CHICAGO	*2b	4	1	1	0	1	0	0	0	1	0	1	0	0	0	1	2	2	0	.250
Feb 16	RICHMOND	*2b	5	0	0	0	0	0	0	0	0	0	0	0	0	0	0	2	3	0	.111
Feb 16	WEST VIRGINIA	*2b	4	0	0	0	0	0	0	1	0	0	0	0	0	0	1	0	1	0	.077
Feb 22	UCLA	*2b	5	1	1	1	0	0	1	0	0	0	0	0	0	0	2	2	3	0	.111
Mar 01	NORTHWESTERN	*2b	4	1	1	0	0	0	0	0	0	0	0	0	0	0	0	3	3	0	.136
Mar 02	NORTHWESTERN-1	*2b	1	1	1	3	1	0	0	3	0	0	0	0	0	0	0	1	2	0	.174
Mar 02	NORTHWESTERN-2	*2b	3	0	1	1	1	0	0	0	0	0	0	0	0	0	0	2	0	0	.192
Mar 05	at Kennesaw State	*2b	4	1	1	0	0	0	0	1	0	0	0	0	0	0	1	2	0	0	.200
Mar 06	KENNESAW STATE	*2b/ss	3	1	1	1	0	0	0	1	1	0	0	1	0	0	0	1	0	0	.212
Mar 08	at Miami (FL)	*2b	4	1	1	0	0	0	0	1	0	0	0	0	0	0	1	0	2	0	.216
Mar 09	at Miami (FL)	*ss	4	0	1	0	1	0	0	1	0	0	0	0	0	0	0	1	2	0	.220
Mar 10	at Miami (FL)	*2b	5	2	3	1	0	0	0	0	1	0	0	0	0	0	0	2	2	1	.261
Mar 12	GEORGIA SOUTHERN	*ss	5	0	0	0	0	0	0	0	0	0	0	0	0	0	0	1	6	0	.235
Mar 15	VIRGINIA	*2b	6	0	1	0	0	0	0	0	0	0	0	0	0	0	2	1	5	0	.228
Mar 16	VIRGINIA	*ss	5	1	3	2	0	0	0	0	1	0	0	0	0	0	0	2	2	0	.258
Mar 17	VIRGINIA	*ss	3	3	2	1	0	0	0	1	0	0	0	0	0	0	0	0	3	0	.277
Mar 19	at Mercer	*ss	6	2	4	1	0	0	0	0	0	0	0	0	0	0	0	0	3	0	.310
Mar 22	at Louisville	*ss	4	0	0	0	0	0	0	0	0	0	0	0	0	0	2	2	1	0	.293
Mar 23	at Louisville	*ss	5	1	3	0	0	0	0	0	0	0	0	0	0	0	0	2	5	0	.312
Mar 24	at Louisville	*ss	2	3	1	0	0	1	0	3	0	0	0	0	0	0	0	2	6	0	.317
Mar 26	GEORGIA	*ss	2	3	1	2	0	0	1	2	0	0	0	0	0	0	0	1	0	0	.321
Totals		21gs	84	22	27	13	4	1	2	14	4	0	1	1	0	0	10	25	55	1	.321

On base pct. .424 • Slugging pct. .464

2019 Georgia Tech Baseball  
Individual Game-by-Game for Georgia Tech (as of Mar 27, 2019)

#35 Jackson Webb - 15 games (All games)

Date	Opponent	Pos	AB	R	H	RBI	2B	3B	HR	BB	SB	CS	HBP	SAC	SF	GDP	K	PO	A	E	Avg
Feb 15	ILLINOIS-CHICAGO	1b	0	0	0	0	0	0	0	0	0	0	0	0	0	0	0	1	0	0	.000
Feb 16	WEST VIRGINIA	1b	1	0	0	0	0	0	0	0	0	0	0	0	0	0	0	0	0	0	.000
Feb 22	UCLA	1b	0	0	0	0	0	0	0	0	0	0	0	0	0	0	0	4	0	0	.000
Feb 23	UCLA	*2b	2	0	1	0	0	0	0	0	0	0	0	1	0	0	1	1	3	0	.333
Feb 24	UCLA	*2b	0	0	0	0	0	0	0	0	1	0	1	1	0	0	0	3	1	0	.333
Feb 26	GEORGIA STATE	*2b	3	1	1	0	0	0	0	1	1	0	0	0	0	0	0	2	1	0	.333
Feb 27	at Georgia State	*2b/3b	5	0	1	1	0	0	0	0	0	0	0	0	0	0	3	0	2	0	.273
Mar 01	NORTHWESTERN	1b/2b	0	0	0	0	0	0	0	0	0	0	0	0	0	0	0	1	1	0	.273
Mar 06	KENNESAW STATE	2b	0	0	0	0	0	0	0	0	0	0	0	0	0	0	0	0	1	0	.273
Mar 09	at Miami (FL)	2b	3	1	1	0	0	0	0	0	0	0	0	0	0	0	1	1	3	0	.286
Mar 10	at Miami (FL)	1b	1	0	1	1	0	0	0	0	0	0	0	0	0	0	0	1	0	0	.333
Mar 12	GEORGIA SOUTHERN	*2b	4	1	1	0	0	0	0	1	0	0	0	0	0	0	1	7	4	0	.316
Mar 17	VIRGINIA	1b	0	0	0	0	0	0	0	0	0	0	0	0	0	0	0	1	0	0	.316
Mar 19	at Mercer	*3b	3	1	0	1	0	0	0	1	1	0	0	1	0	0	1	0	3	1	.273
Mar 22	at Louisville	1b	0	0	0	0	0	0	0	0	0	0	0	0	0	0	0	2	0	0	.273
Totals		6gs	22	4	6	3	0	0	0	3	3	0	1	3	0	0	7	24	19	1	.273

On base pct. .385 • Slugging pct. .273

#14 Austin Wilhite - 23 games (All games)

Date	Opponent	Pos	AB	R	H	RBI	2B	3B	HR	BB	SB	CS	HBP	SAC	SF	GDP	K	PO	A	E	Avg
Feb 15	ILLINOIS-CHICAGO	*ss	3	0	2	1	0	0	0	0	0	0	0	0	1	0	1	1	1	1	.667
Feb 16	RICHMOND	*ss	2	1	1	0	0	1	0	2	1	0	0	0	0	0	1	3	2	0	.600
Feb 16	WEST VIRGINIA	*ss	5	0	1	0	0	0	0	0	0	0	0	0	0	0	0	0	0	0	.400
Feb 22	UCLA	*ss	4	0	2	1	1	0	0	0	0	0	0	0	0	0	2	1	6	0	.429
Feb 23	UCLA	*ss	3	0	0	0	0	0	0	1	0	0	0	0	0	0	2	3	2	0	.353
Feb 24	UCLA	*ss	3	0	1	0	0	0	0	1	0	0	0	0	0	0	2	1	3	0	.350
Feb 26	GEORGIA STATE	*ss	4	0	0	0	0	0	0	1	0	0	0	0	0	0	0	4	0	0	.292
Feb 27	at Georgia State	*ss	3	1	1	2	1	0	0	1	0	0	0	0	0	0	0	1	0	0	.296
Mar 01	NORTHWESTERN	*ss	4	0	1	1	0	0	0	0	0	0	0	0	0	0	1	1	1	0	.290
Mar 02	NORTHWESTERN-1	*ss	3	2	2	3	0	0	0	1	0	0	0	0	0	0	0	3	4	0	.324
Mar 02	NORTHWESTERN-2	*ss	4	0	0	0	0	0	0	0	0	0	0	0	0	0	2	0	5	0	.289
Mar 05	at Kennesaw State	*ss	4	1	1	0	0	0	0	1	0	0	0	0	0	0	2	0	4	0	.286
Mar 06	KENNESAW STATE	*ss	3	1	1	0	0	0	0	1	1	0	0	0	0	1	1	2	4	0	.289
Mar 08	at Miami (FL)	*ss	4	0	0	0	0	0	0	0	0	0	0	1	0	0	2	4	1	0	.265
Mar 10	at Miami (FL)	*ss	2	1	0	0	0	0	0	2	0	0	0	0	0	0	1	1	3	1	.255
Mar 15	VIRGINIA	*ss	4	0	1	0	0	0	0	1	0	0	0	0	0	0	2	3	5	0	.255
Mar 16	VIRGINIA	*2b	3	1	1	0	0	0	0	1	0	0	0	0	0	0	0	2	0	0	.259
Mar 17	VIRGINIA	*2b	3	0	0	1	0	0	0	0	0	0	0	0	1	0	2	3	4	0	.246
Mar 19	at Mercer	*2b	4	3	3	4	1	0	1	2	0	0	0	0	0	0	0	2	5	1	.277
Mar 22	at Louisville	*2b	3	0	0	0	0	0	0	1	0	0	0	0	0	0	2	1	0	0	.265
Mar 23	at Louisville	*2b	4	0	0	0	0	0	0	0	0	0	0	0	0	0	0	3	1	0	.250
Mar 24	at Louisville	*2b	4	1	1	0	0	0	0	0	2	0	0	0	0	0	1	2	1	0	.250
Mar 26	GEORGIA	*2b	3	1	1	0	0	0	0	1	0	0	0	0	0	0	0	3	0	0	.253
Totals		23gs	79	13	20	13	3	1	1	17	4	0	0	1	2	1	24	35	62	4	.253

On base pct. .378 • Slugging pct. .354

2019 Georgia Tech Baseball  
Individual Game-by-Game for Georgia Tech (as of Mar 27, 2019)

#31 Nick Wilhite - 25 games (All games)

Date	Opponent	Pos	AB	R	H	RBI	2B	3B	HR	BB	SB	CS	HBP	SAC	SF	GDP	K	PO	A	E	Avg
Feb 15	ILLINOIS-CHICAGO	*of	4	0	1	0	0	0	0	0	0	0	0	0	0	0	0	5	0	0	.250
Feb 16	RICHMOND	*of	2	0	0	0	0	0	0	1	0	0	0	0	0	0	0	3	0	0	.167
Feb 16	WEST VIRGINIA	*of	5	0	1	1	0	0	0	0	0	0	0	0	0	0	0	1	0	0	.182
Feb 22	UCLA	*of	3	0	0	0	0	0	0	0	0	0	0	1	0	0	0	2	0	0	.143
Feb 23	UCLA	*of	3	0	0	1	0	0	0	1	0	0	0	0	0	0	1	6	0	0	.118
Feb 24	UCLA	*of	2	0	1	0	0	0	0	1	0	0	0	0	0	0	0	2	0	0	.158
Feb 26	GEORGIA STATE	*of	4	0	0	1	0	0	0	0	1	0	0	0	0	0	1	5	0	0	.130
Feb 27	at Georgia State	*of	5	0	3	2	0	0	0	0	1	0	0	0	0	0	0	1	0	0	.214
Mar 01	NORTHWESTERN	*of	4	2	2	0	1	0	0	0	1	0	0	0	0	0	0	3	0	0	.250
Mar 02	NORTHWESTERN-1	*of	4	0	2	0	0	0	0	0	0	0	0	0	0	0	0	3	0	0	.278
Mar 02	NORTHWESTERN-2	*of	3	0	1	0	0	0	0	0	0	0	0	0	0	0	1	0	0	0	.282
Mar 05	at Kennesaw State	*of	4	2	2	1	0	0	0	1	0	0	0	0	0	0	1	2	0	0	.302
Mar 06	KENNESAW STATE	*of	3	1	1	0	0	0	0	0	0	0	0	0	0	0	1	1	0	0	.304
Mar 08	at Miami (FL)	*of	3	0	0	0	0	0	0	0	0	0	0	1	0	0	1	5	0	0	.286
Mar 09	at Miami (FL)	*of	3	0	0	0	0	0	0	1	0	0	0	0	0	0	1	3	0	0	.269
Mar 10	at Miami (FL)	*of	3	1	1	0	0	0	0	1	0	0	0	0	0	1	0	2	0	0	.273
Mar 12	GEORGIA SOUTHERN	*of	4	1	2	1	0	0	0	1	0	0	0	0	0	0	0	1	1	0	.288
Mar 15	VIRGINIA	*of	5	0	0	0	0	0	0	0	0	0	0	0	0	1	1	5	0	0	.266
Mar 16	VIRGINIA	*of	4	0	3	1	0	0	0	0	0	2	0	0	0	0	0	2	0	0	.294
Mar 17	VIRGINIA	*of	4	0	1	0	0	0	0	0	0	0	0	0	0	0	1	1	0	0	.292
Mar 19	at Mercer	*of	3	3	2	2	1	0	0	2	1	0	0	0	0	0	1	2	0	0	.307
Mar 22	at Louisville	*of	4	0	0	0	0	0	0	0	0	0	0	0	0	0	3	5	0	0	.291
Mar 23	at Louisville	*of	4	0	0	0	0	0	0	0	0	0	0	0	0	1	1	2	0	0	.277
Mar 24	at Louisville	*of	4	0	0	0	0	0	0	0	0	0	0	0	0	0	2	1	0	0	.264
Mar 26	GEORGIA	*of	4	1	2	0	0	0	0	0	0	0	0	0	0	0	0	2	0	0	.275
Totals		25gs	91	11	25	10	2	0	0	9	4	2	0	2	0	3	16	65	1	0	.275

On base pct. .340 • Slugging pct. .297

#41 Amos Willingham - 4 games (All games)

Date	Opponent	Pos	AB	R	H	RBI	2B	3B	HR	BB	SB	CS	HBP	SAC	SF	GDP	K	PO	A	E	Avg
Feb 16	RICHMOND	p	0	0	0	0	0	0	0	0	0	0	0	0	0	0	0	1	1	0	.000
Mar 05	at Kennesaw State	*p	0	0	0	0	0	0	0	0	0	0	0	0	0	0	0	0	2	0	.000
Mar 19	at Mercer	*p	0	0	0	0	0	0	0	0	0	0	0	0	0	0	0	1	0	0	.000
Mar 26	GEORGIA	*p	0	0	0	0	0	0	0	0	0	0	0	0	0	0	0	1	2	0	.000
Totals		3gs	0	0	0	0	0	0	0	0	0	0	0	0	0	0	0	3	5	0	.000

On base pct. .000 • Slugging pct. .000

#41 Amos Willingham - 8 appearances (All games)

Date	Opponent	GS	IP	H	R	ER	BB	SO	2B	3B	HR	WP	BK	HBP	IBB	Score	W-L	Sv	ERA	NP
Feb 16	RICHMOND		3.1	7	5	5	1	1	1	0	2	2	0	0	0	1-7	0-0	0	13.50	70
Feb 23	UCLA		1.0	1	1	1	1	2	0	0	0	0	1	0	0	2-8	0-0	0	12.46	22
Feb 27	at Georgia State	*	6.0	3	0	0	0	5	0	0	0	1	0	0	0	10-0	1-0	0	5.23	76
Mar 05	at Kennesaw State	*	5.0	5	1	1	1	3	0	0	0	0	0	0	0	10-7	2-0	0	4.11	81
Mar 10	at Miami (FL)		0.1	1	0	0	0	0	1	0	0	0	0	0	0	6-9	2-0	0	4.02	5
Mar 12	GEORGIA SOUTHERN	*	5.0	7	2	2	0	0	0	0	0	0	0	0	0	7-6	2-0	0	3.92	57
Mar 19	at Mercer	*	6.0	6	4	1	0	4	0	0	2	0	0	0	0	14-8	3-0	0	3.38	69
Mar 26	GEORGIA	*	6.1	6	2	2	2	8	3	0	0	0	0	0	0	11-2	4-0	0	3.27	107
Totals		5	33.0	36	15	12	5	23	5	0	4	3	1	0	0	61-47	4-0	0	3.27	-

#38 Robert Winborne - 1 game (All games)

Date	Opponent	Pos	AB	R	H	RBI	2B	3B	HR	BB	SB	CS	HBP	SAC	SF	GDP	K	PO	A	E	Avg
Mar 01	NORTHWESTERN	p	0	0	0	0	0	0	0	0	0	0	0	0	0	0	0	0	1	0	.000
Totals		0gs	0	0	0	0	0	0	0	0	0	0	0	0	0	0	0	0	1	0	.000

On base pct. .000 • Slugging pct. .000

# 2019 Georgia Tech Baseball Individual Game-by-Game for Georgia Tech (as of Mar 27, 2019)

## #38 Robert Winborne - 1 appearance (All games)

Date	Opponent	GS	IP	H	R	ER	BB	SO	2B	3B	HR	WP	BK	HBP	IBB	Score	W-L	Sv	ERA	NP
Mar 01	NORTHWESTERN		1.0	1	0	0	1	0	0	0	0	0	0	0	0	12-1	0-0	0	0.00	25
Totals		0	1.0	1	0	0	1	0	0	0	0	0	0	0	0	12-1	0-0	0	0.00	-

## #3 Billy Zinnershine - 2 games (All games)

Date	Opponent	Pos	AB	R	H	RBI	2B	3B	HR	BB	SB	CS	HBP	SAC	SF	GDP	K	PO	A	E	Avg
Feb 27	at Georgia State	ph/ss	0	0	0	0	0	0	0	1	0	0	0	0	0	0	0	0	1	0	.000
Mar 01	NORTHWESTERN	ss	1	0	0	0	0	0	0	0	0	0	0	0	0	0	0	1	1	1	.000
Totals		0gs	1	0	0	0	0	0	0	1	0	0	0	0	0	0	0	1	2	1	.000

On base pct. .500 • Slugging pct. .000

2019 Georgia Tech Baseball  
Conference statistics for Georgia Tech (as of Mar 24, 2019)  
(ACC games only Sorted by Batting avg)

Record: 5-4 Home: 2-1 Away: 3-3 ACC: 5-4

Player	avg	gp-gs	ab	r	h	2b	3b	hr	rbi	tb	slg%	bb	hp	so	gdp	ob%	sf	sh	sb-att	po	a	e	fld%
Michael Guldberg	.471	9-9	34	8	16	0	0	0	1	16	.471	2	2	6	0	.526	0	2	0-0	0	1	1	.500
Baron Radcliff	.400	8-8	25	5	10	2	0	2	7	18	.720	9	0	7	0	.559	0	0	0-0	16	0	0	1.000
Luke Waddell	.395	9-9	38	11	15	1	1	0	4	18	.474	6	0	5	0	.477	0	0	2-2	12	28	1	.976
Kyle McCann	.345	9-9	29	6	10	5	0	3	10	24	.828	14	0	8	0	.558	0	0	0-0	68	2	0	1.000
Tristin English	.281	9-9	32	7	9	2	0	3	11	20	.625	4	3	4	3	.390	2	0	0-0	73	5	0	1.000
Colin Hall	.237	9-9	38	3	9	1	0	0	5	10	.263	1	0	9	1	.244	2	0	1-1	13	1	0	1.000
Oscar Serratos	.211	9-9	38	2	8	2	0	0	3	10	.263	1	0	16	0	.220	2	0	1-1	2	12	2	.875
Nick Wilhite	.147	9-9	34	1	5	0	0	0	1	5	.147	2	0	10	3	.194	0	1	0-2	26	0	0	1.000
Austin Wilhite	.111	8-8	27	3	3	0	0	0	1	3	.111	5	0	10	0	.242	1	1	2-2	15	20	2	.946
-----																							
Jackson Webb	.500	4-0	4	1	2	0	0	0	1	2	.500	0	0	1	0	.500	0	0	0-0	5	3	0	1.000
Chase Murray	.429	2-2	7	1	3	1	0	0	1	4	.571	1	0	2	0	.500	0	0	1-1	7	0	0	1.000
Cole Neuber	.000	1-0	1	0	0	0	0	0	0	0	.000	0	0	1	0	.000	0	0	0-0	0	0	0	.000
Totals	.293	9	307	48	90	14	1	8	45	130	.423	45	5	79	7	.385	7	4	7-9	241	86	6	.982
Opponents	.258	9	314	42	81	14	1	9	39	124	.395	21	8	69	4	.316	5	0	7-8	240	83	7	.979

LOB - Team (80), Opp (65). DPs turned - Team (5), Opp (11). IBB - Team (8), McCann, K 6, Serratos, O 1, English, T 1, Opp (2).Picked off - Wilhite, N 1.

(ACC games only Sorted by Earned run avg)

Player	era	w-l	app	gs	cg	sho	sv	ip	h	r	er	bb	so	2b	3b	hr	b/avg	wp	hp	bk	sfa	sha
Connor Thomas	2.01	2-0	3	3	1	1/0	0	22.1	19	5	5	3	16	3	0	2	.216	0	1	0	0	0
Xzavion Curry	4.43	1-0	3	3	0	0/0	0	20.1	16	10	10	4	21	5	0	2	.219	2	2	0	2	0
Brant Hurter	5.30	1-1	3	3	0	0/0	0	18.2	21	12	11	4	19	2	1	1	.269	0	2	0	1	0
-----																						
Tristin English	0.00	0-0	2	0	0	0/0	2	2.0	3	0	0	0	2	0	0	0	.375	0	0	0	0	0
Hugh Chapman	0.00	0-0	1	0	0	0/0	0	1.2	1	1	0	0	0	0	0	0	.167	1	0	0	0	0
Jake Lee	0.00	0-0	3	0	0	0/0	0	1.1	0	0	0	1	3	0	0	0	.000	1	0	0	0	0
Amos Willingham	0.00	0-0	1	0	0	0/0	0	0.1	1	0	0	0	0	1	0	0	.500	0	0	0	0	0
Jonathan Hughes	7.11	1-2	3	0	0	0/0	0	6.1	7	5	5	4	2	3	0	0	.292	2	2	0	2	0
Luke Bartnicki	8.10	0-0	4	0	0	0/0	0	3.1	7	3	3	4	2	0	0	0	.500	0	0	0	0	0
Keyton Gibson	13.50	0-1	3	0	0	0/0	0	3.1	4	5	5	1	3	0	0	3	.308	0	1	0	0	0
Micah Carpenter	13.50	0-0	1	0	0	0/0	0	0.2	2	1	1	0	1	0	0	1	.500	0	0	0	0	0
Totals	4.48	5-4	9	9	1	1/0	2	80.1	81	42	40	21	69	14	1	9	.258	6	8	0	5	0
Opponents	4.95	4-5	9	9	0	0/0	1	80.0	90	48	44	45	79	14	1	8	.293	13	5	2	7	4

PB - Team (1), McCann, K 1, Opp (3). Pickoffs - Team (1), Bartnicki, L 1, Opp (1). SBA/ATT - McCann, K (7-8), Hurter, B (3-3), Thomas, C (2-2), Curry, X (1-2), Willingham (1-1).

2019 Georgia Tech Baseball  
Conference statistics for Georgia Tech (as of Mar 24, 2019)  
(ACC games only Sorted by Fielding pct)

Player	c	po	a	e	fld%	dp	sba	csb	sba%	pb	ci
Tristin English	78	73	5	0	1.000	3	0	0	.000	0	0
Kyle McCann	70	68	2	0	1.000	1	7	1	.875	1	0
Nick Wilhite	26	26	0	0	1.000	0	0	0	.000	0	0
Baron Radcliff	16	16	0	0	1.000	0	0	0	.000	0	0
Colin Hall	14	13	1	0	1.000	0	0	0	.000	0	0
Connor Thomas	10	2	8	0	1.000	0	2	0	1.000	0	0
Jackson Webb	8	5	3	0	1.000	1	0	0	.000	0	0
Chase Murray	7	7	0	0	1.000	0	0	0	.000	0	0
Jonathan Hughes	2	1	1	0	1.000	0	0	0	.000	0	0
Xzavion Curry	2	1	1	0	1.000	0	1	1	.500	0	0
Brant Hurter	2	0	2	0	1.000	0	3	0	1.000	0	0
Luke Bartnicki	2	0	2	0	1.000	0	0	0	.000	0	0
Luke Waddell	41	12	28	1	.976	4	0	0	.000	0	0
Austin Wilhite	37	15	20	2	.946	5	0	0	.000	0	0
Oscar Serratos	16	2	12	2	.875	0	0	0	.000	0	0
Michael Guldberg	2	0	1	1	.500	0	0	0	.000	0	0
Cole Neuber	0	0	0	0	.000	0	0	0	.000	0	0
Jake Lee	0	0	0	0	.000	0	0	0	.000	0	0
Hugh Chapman	0	0	0	0	.000	0	0	0	.000	0	0
Micah Carpenter	0	0	0	0	.000	0	0	0	.000	0	0
Keyton Gibson	0	0	0	0	.000	0	0	0	.000	0	0
Amos Willingham	0	0	0	0	.000	0	1	0	1.000	0	0
Totals	333	241	86	6	.982	5	7	1	.875	1	0
Opponents	330	240	83	7	.979	11	7	2	.778	3	0

Hitting minimums - 1 Games 1.5 AB/Game

Pitching minimums - 1 Games 0.8 IP/Game

2019 Georgia Tech Baseball  
Games Summary for Georgia Tech (as of Mar 24, 2019)  
(ACC games only)

Score by innings	1	2	3	4	5	6	7	8	9	EX	Total
Georgia Tech	5	9	6	1	4	8	4	5	5	1	48
Opponents	7	1	1	8	0	6	4	6	9	0	42

Record when ...											
Overall	5-4							After 6 leading		4-1	
Conference	5-4							..... trailing		1-1	
Non-Conference	0-0							..... tied		0-2	
Home games	2-1							After 7 leading		3-2	
Away games	3-3							..... trailing		0-1	
Neutral site	0-0							..... tied		2-1	
Day games	3-2							After 8 leading		4-3	
Night games	2-2							..... trailing		0-1	
vs Left starter	2-0							..... tied		1-0	
vs Right starter	3-4										
1-Run games	2-3							Hit 0 home runs		1-2	
2-Run games	1-0							... 1 home run		3-2	
5+Run games	0-0							... 2+ home runs		1-0	
Extra innings	1-0										
Shutouts	1-0							Opponent 0 home runs		2-1	
								..... 1 home run		3-1	
Scoring 0-2 runs	0-0							..... 2+ HRs		0-2	
..... 3-5 runs	3-2										
..... 6-9 runs	2-2							Made 0 errors		3-2	
..... 10+ runs	0-0							.... 1 error		1-1	
								.... 2+ errors		1-1	
Opponent 0-2 runs	2-0										
..... 3-5 runs	3-1							Opp. made 0 errors		1-3	
..... 6-9 runs	0-3							..... 1 error		2-1	
..... 10+ runs	0-0							..... 2+ errors		2-0	
Scored in 1st inning	1-2							Out-hit opponent		3-3	
Opp. scored in 1st	1-4							Out-hit by opponent		1-1	
Scores first	4-2							Hits are tied		1-0	
Opp. scores first	1-2										

Record when team scores:											
Runs	0	1	2	3	4	5	6	7	8	9	10+
W-L	0-0	0-0	0-0	1-0	1-1	1-1	1-1	1-0	0-1	0-0	0-0

Record when opponent scores:											
Runs	0	1	2	3	4	5	6	7	8	9	10+
W-L	1-0	1-0	0-0	1-0	1-0	1-1	0-1	0-0	0-0	0-2	0-0

Record when leading after:											
Inn.	1	2	3	4	5	6	7	8			
W-L	1-0	3-0	4-1	3-1	4-1	4-1	3-2	4-3			

Record when trailing after:											
Inn.	1	2	3	4	5	6	7	8			
W-L	1-2	1-1	1-1	1-3	1-2	1-1	0-1	0-1			

Record when tied after:											
Inn.	1	2	3	4	5	6	7	8			
W-L	3-2	1-3	0-2	1-0	0-1	0-2	2-1	1-0			

Current losing streak: 1  
Longest winning streak: 4  
Longest losing streak: 3

Home attendance : 3072 ( 3 dates avg = 1024 )  
Away attendance : 11053 ( 6 dates avg = 1842 )  
Total attendance: 14125 ( 9 dates avg = 1569 )