

# GEORGIA TECH®

124<sup>TH</sup> SEASON • 31 NCAA REGIONAL APPEARANCES • 3 COLLEGE WORLD SERIES APPEARANCES • 9 ACC CHAMPIONSHIPS

2019 Official Game Notes | RamblinWreck.com | Contact: Andrew Clausen • aclausen@athletics.gatech.edu • (678) 764-0867

## GEORGIA TECH BY THE NUMBERS

|                          |      |
|--------------------------|------|
| Overall Record           | 11-6 |
| ACC Record               | 0-0  |
| at Russ Chandler Stadium | 8-4  |
| Road Games               | 3-2  |
| Neutral Site Games       | 0-0  |
| Streak                   | W1   |
| Last 10 Games            | 7-3  |

## 2019 SCHEDULE / RESULTS

| DATE      | OPPONENT                              | TV            | TIME/RESULT |
|-----------|---------------------------------------|---------------|-------------|
| Feb. 15   | UIC                                   | ACCNE         | W, 6-3      |
| Feb. 16   | RICHMOND                              | ACCNE         | L, 7-1      |
| Feb. 16   | WEST VIRGINIA                         | ACCNE         | W, 5-4 (11) |
| Feb. 19   | at Georgia Southern                   | ESPN+         | PPD         |
| Feb. 22   | No. 3 UCLA                            | ACCNE         | W, 4-3 (11) |
| Feb. 23   | No. 3 UCLA                            | ACCNE         | L, 8-2      |
| Feb. 24   | No. 3 UCLA                            | ACCNE         | L, 6-0      |
| Feb. 26   | GEORGIA STATE                         | ACCNE         | W, 7-3      |
| Feb. 27   | at Georgia State                      | PantherVision | W, 10-6     |
| Mar. 1    | NORTHWESTERN                          | ACCNE         | W, 12-1     |
| Mar. 2    | NORTHWESTERN (DH-1)                   | ACCNE         | W, 9-2      |
| Mar. 2    | NORTHWESTERN (DH-2)                   | ACCNE         | L, 5-1      |
| Mar. 5    | at Kennesaw State                     | FB Live       | W, 10-7     |
| Mar. 6    | KENNESAW STATE                        | ACCNE         | W, 9-1      |
| Mar. 8    | at Miami (Fla.) *                     | ACCNE         | W, 5-4 (10) |
| Mar. 9    | at Miami (Fla.) *                     | ACCNE         | L, 6-5      |
| Mar. 10   | at Miami (Fla.) *                     | ACCNE         | L, 9-6      |
| Mar. 12   | GEORGIA SOUTHERN                      | ACCNE         | W, 7-6      |
| Mar. 15   | VIRGINIA *                            | ACCNE         | 6 p.m.      |
| Mar. 16   | VIRGINIA *                            | ACCNE         | 2 p.m.      |
| Mar. 17   | VIRGINIA *                            | ACCNE         | 1 p.m.      |
| Mar. 19   | at Mercer                             | ESPN3         | 6 p.m.      |
| Mar. 22   | at Louisville *                       | ACCNE         | 6 p.m.      |
| Mar. 23   | at Louisville *                       | ACCNE         | 1 p.m.      |
| Mar. 24   | at Louisville *                       | ACCNE         | 1 p.m.      |
| Mar. 26   | GEORGIA                               | ACCNE         | 7 p.m.      |
| Mar. 29   | NOTRE DAME *                          | ACCNE         | 6 p.m.      |
| Mar. 30   | NOTRE DAME *                          | ACCNE         | 4 p.m.      |
| Mar. 31   | NOTRE DAME *                          | ACCNE         | 1 p.m.      |
| Apr. 2    | at Auburn                             | SEC+          | 7 p.m.      |
| Apr. 5    | NORTH CAROLINA *                      | ACCNE         | 6 p.m.      |
| Apr. 6    | NORTH CAROLINA *                      | ACCNE         | 4 p.m.      |
| Apr. 7    | NORTH CAROLINA *                      | ACCNE         | 1 p.m.      |
| Apr. 9    | at Georgia                            | SECN          | 7 p.m.      |
| Apr. 12   | at Boston College *                   | ACCNE         | 6 p.m.      |
| Apr. 13   | at Boston College *                   | ACCNE         | 2 p.m.      |
| Apr. 14   | at Boston College *                   | ACCNE         | 1 p.m.      |
| Apr. 16   | AUBURN                                | ACCNE         | 6 p.m.      |
| Apr. 18   | at Virginia Tech *                    | ACCNE         | 6 p.m.      |
| Apr. 19   | at Virginia Tech *                    | ACCNE         | 6 p.m.      |
| Apr. 20   | at Virginia Tech *                    | ACCNE         | 1 p.m.      |
| Apr. 23   | vs. Georgia (SunTrust Park)           |               | 7 p.m.      |
| Apr. 26   | CLEMSON *                             | ACCNE         | 7 p.m.      |
| Apr. 27   | CLEMSON *                             | ACCNE         | 4 p.m.      |
| Apr. 28   | CLEMSON *                             | ACCNE         | 1 p.m.      |
| May 3     | WESTERN CAROLINA                      | ACCNE         | 6 p.m.      |
| May 4     | WESTERN CAROLINA                      | ACCNE         | 4 p.m.      |
| May 5     | WESTERN CAROLINA                      | ACCNE         | 1 p.m.      |
| May 10    | at Duke *                             | ACCNE         | 6 p.m.      |
| May 11    | at Duke *                             | ACCNE         | 4 p.m.      |
| May 12    | at Duke *                             | ACCNE         | 1 p.m.      |
| May 14    | MERCER                                | ACCNE         | 6 p.m.      |
| May 16    | PITTSBURGH *                          | ACCNE         | 7 p.m.      |
| May 17    | PITTSBURGH *                          | ACCNE         | 6 p.m.      |
| May 18    | PITTSBURGH *                          | ACCNE         | 1 p.m.      |
| May 21-26 | 2019 ACC Championships (Durham, N.C.) |               | TBA         |

## GAME 18-20: MARCH 15-17 vs. VIRGINIA | ATLANTA, GA.



### VIRGINIA CAVALIERS

|               |                         |
|---------------|-------------------------|
| Record        | 8-8                     |
| Ranking       | NR                      |
| Last Season   | 29-25 (12-18 ACC)       |
| Head Coach    | Brian O'Connor          |
| Career Record | 676-272-2 (16th season) |
| Record at UVA | Same                    |



### GEORGIA TECH YELLOW JACKETS

|               |                           |
|---------------|---------------------------|
| Record        | 11-6                      |
| Ranking       | NR                        |
| Last Season   | 31-27 (14-16 ACC)         |
| Head Coach    | Danny Hall                |
| Career Record | 1,238-653-1 (32nd season) |
| Record at GT  | 1,029-533-1 (26th season) |

### MATCHUP AT A GLANCE

| UVA      | OFFENSE               | GT       | UVA   | PITCHING/DEFENSE | GT    |
|----------|-----------------------|----------|-------|------------------|-------|
| .287     | Batting Avg.          | .279     | 4.75  | ERA              | 3.73  |
| .392     | Slugging Pct.         | .426     | 142.0 | Innings Pitched  | 156.2 |
| .396     | On-Base Pct.          | .378     | 0     | Complete Games   | .0    |
| 21       | Doubles               | 28       | 0     | Saves            | 2     |
| 2        | Triples               | 3        | 1.74  | K/BB Ratio       | 3.48  |
| 7        | Home Runs             | 18       | .256  | Opponent's Avg.  | .252  |
| 80       | Walks                 | 82       | 14    | Errors           | 18    |
| 12-of-14 | Stolen Bases-Attempts | 17-of-17 | 7     | Double Plays     | 11    |

All-time Series: Georgia Tech leads 74-57-2 | Last 10 Meetings: UVA leads 7-3

In Atlanta, Ga.: GT leads 39-18-2 | In Charlottesville, Va.: UVA leads 28-34 | Neutral: GT leads 7-5

### PROBABLE PITCHERS

**FRI:** GT RHP Xzavion Curry (Jr., 2-0, 2.95 ERA) vs. UVA RHP Noah Murdock (Jr., 0-1, 3.63 ERA)

**SAT:** GT LHP Connor Thomas (Jr., 1-1, 3.96 ERA) vs. UVA RHP Griff McGarry (So., 2-2, 3.27 ERA)

**SUN:** GT LHP Brant Hurter (So., 2-0, 4.02 ERA) vs. UVA RHP Mike Vasil (Fr., 1-2, 4.66 ERA)

### GAME COVERAGE

| Date    | TV/Stream         | Play-by-Play | Analyst     | Radio        | Play-by-Play      |
|---------|-------------------|--------------|-------------|--------------|-------------------|
| Mar. 15 | ACC Network Extra | Andy Demetra | Roddy Jones | WREK 91.1 FM | Brandt Plomaritis |
| Mar. 16 | ACC Network Extra | Andy Demetra | Roddy Jones | WREK 91.1 FM | Brice Zimmerman   |
| Mar. 17 | ACC Network Extra | Andy Demetra | Roddy Jones | WREK 91.1 FM | Brice Zimmerman   |

Live Stats - buzz.gt/BSB-Stats19

Twitter - @GTBaseball | #TogetherWeSwarm

### TOP STORYLINES

- Georgia Tech baseball continues its four-game home-stand when it hosts its ACC home opener against Virginia on March 15-17 at Russ Chandler Stadium.
- The Yellow Jackets are coming off a 5-2 week in which they dropped their conference-opening tilt at Miami before willing a nail-biter against Georgia Southern on Tuesday.
- Tech won a thrilling extra-inning Friday night game with a combined three home runs by Tristin English and Kyle McCann, before losing a heartbreaker in the bottom of the ninth on Saturday and Sunday's rubber match.
- Now, Tech will head into its home ACC opener, welcoming in UVA, who's 8-8 on the year and 1-2 in the league.
- UVA is coming off a tough road loss to Liberty in the midweek after losing two of three to Duke.
- Despite owning a 74-57-2 all-time advantage, the Jackets have struggled of late with the Cavaliers, dropping seven of their last 10 against them.

- Continuing to lead the hitters is **Kyle McCann**, who followed up an ACC Player of the Week and National Player of the Week performance with another National award-winning week, hitting .389 for seven hits, two doubles and four home runs, while taking six free bases on balls.
- Also coming alive at the plate last week was Tristin English, who batted .400 for eight hits, two doubles and three home runs.
- DH **Michael Guldberg** continues to be atop the team leaderboard, batting a blistering .469 with a .509 on-base percentage.
- He had the go-ahead double for two runs in the seventh to propel Tech to the win over Georgia Southern Tuesday.
- Guldberg was one of the final two players in the country to not strikeout before striking out once against Miami. He's still tied for the lead nationally with one through 49 at-bats.

## 2019 QUICK FACTS

## GENERAL INFORMATION

|  |  |
|--|--|
| <b>School</b>                          | Georgia Institute of Technology (Georgia Tech) |
| <b>Location</b>                        | Atlanta, Ga. 30332                             |
| <b>Enrollment</b>                      | 25,000   |
| <b>Founded</b>                         | 1885   |
| <b>Nickname</b>                        | Yellow Jackets, Ramblin' Wreck                 |
| <b>Mascot</b>                          | "Buzz" the Yellow Jacket                       |
| <b>Official Colors</b>                 | Tech Gold and White                            |
| <b>Conference</b>                      | Atlantic Coast Conference (ACC)                |
| <b>President</b>                       | Dr. G.P. "Bud" Peterson                        |
| <b>Faculty Athletic Representative</b> | Charles L. Isbell, Jr.                         |
| <b>Director of Athletics</b>           | Todd Stansbury                                 |
| <b>Website</b>                         | www.RamblinWreck.com                           |

## BASEBALL STAFF (up to date records)

|  |                         |
|--|-------------------------|
| <b>Head Coach</b>                      | Danny Hall              |
| <b>Alma Mater, Year</b>                | Miami-Ohio, 1977        |
| <b>Office Phone</b>                    | (404) 894-5471          |
| <b>Assistant Coach / Recruiting</b>    | Jason Howell (7th year) |
| <b>Alma Mater, Year</b>                | North Carolina, 2002    |
| <b>Assistant Coach</b>                 | James Ramsey (1st year) |
| <b>Alma Mater, Year</b>                | Florida State, 2012     |
| <b>Volunteer Coach</b>                 | Dan Jaffe (1st year)    |
| <b>Alma Mater, Year</b>                | Pacific, 2014           |
| <b>Director of Baseball Operations</b> | Nick Scherer            |
| <b>Director of Player Personnel</b>    | Rick Hubbard            |
| <b>Strength and Conditioning</b>       | Steve Tamborra          |
| <b>Athletic Trainer</b>                | Paul Wolkoff            |
| <b>Equipment Manager</b>               | David McDaniel          |

## HISTORICAL INFORMATION (up to date records)

|   |   |
|---|---|
| <b>Record Since 1895</b>                              | 2,459-1,581-27 (.609)   |
| <b>Record at Russ Chandler Stadium</b> (1985-present) | 916-287-1 (.762)  |
| <b>ACC Regular Season Record</b> (1980-present)       | 521-385-2 (.575)  |
| <b>ACC Regular Season Championships</b>               | 7<br>1987, 1993, 1997, 2000, 2004, 2005, 2011   |
| <b>ACC Tournament Appearances</b>                     | 38  |
| <b>ACC Tournament Record</b>                          | 78-61 (.561)  |
| <b>ACC Tournament Championships</b>                   | 9<br>1985, 1986, 1987, 1988, 2000, 2003, 2005, 2012, 2014   |
| <b>NCAA Tournament Appearances</b>                    | 31<br>1959, 1971, 1985, 1986, 1987, 1988, 1989, 1990, 1991,<br>1992, 1993, 1994, 1995, 1996, 1997, 1998, 2000, 2001,<br>2002, 2003, 2004, 2005, 2006, 2008, 2009, 2010, 2011,<br>2012, 2013, 2014, 2016 |
| <b>NCAA Tournament Record</b>                         | 71-63 (.530)  |
| <b>NCAA Super Regional Appearances</b>                | 5<br>2000, 2002, 2004, 2005, 2006   |
| <b>College World Series Appearances</b>               | 3<br>1994 (2nd), 2002 (T-5th), 2006 (T-7th)   |
| <b>College World Series Record</b>                    | 4-5 (.444)  |

## STADIUM INFORMATION

|                         |  |
|-------------------------|--|
| <b>Name</b>             | Russ Chandler Stadium                            |
| <b>Year Opened</b>      | 1985   |
| <b>Year Renovated</b>   | 2001   |
| <b>Capacity</b>         | 4,157  |
| <b>Dimensions</b>       | 329-382-390-350-334                              |
| <b>Fence Height</b>     | 10 feet  |
| <b>Press Box Number</b> | (404) 894-3167                                   |
| <b>Address</b>          | Fowler Street & Fifth Street, Atlanta, Ga. 30332 |

## 2019 TEAM INFORMATION

|  |       |
|--|-------|
| <b>Lettermen (R/L)</b>                 | 22/11 |
| <b>Starting Position Players (R/L)</b> | 7/3   |
| <b>Starting Pitchers (R/L)</b>         | 4/1   |
| <b>Newcomers</b>                       | 13    |

## 2018 YEAR IN REVIEW

|                       |              |
|-----------------------|--------------|
| <b>Overall Record</b> | 27-28        |
| <b>ACC Record</b>     | 11-19        |
| <b>ACC Finish</b>     | 5th, Coastal |
| <b>ACC Tournament</b> | 0-2          |
| <b>Final Ranking</b>  | None         |

• Left fielder **Chase Murray** also caught fire last week, finishing with six hits, six runs and a double. Due to an injury, Murray has missed the last two games and is listed as day-to-day.

• Junior RHP **Amos Willingham** showed off Tech's bullpen depth in the midweek, starting Tuesday vs. Ga. Southern. He allowed just two runs in five innings, needing only 57 pitches. He currently sports a 3.92 ERA and a 2-0 record.

• First baseman and RHP **Tristin English** will look to carry forward his momentum from being a Cape Cod All-Star last summer. The redshirt-junior is a two-time 2019 preseason all-American entering this weekend, as he's expected to be one of the country's top two-way players.

• Preseason expectations have been at an all-time high as the Yellow Jackets have built themselves into one of the oldest teams in the country, returning seven of nine starters and losing zero starting pitchers from a season ago.

• However, the Jackets will have to contend with the loss of Joey Bart and Wade Bailey to the MLB Draft, but **Kyle McCann** and **Luke Waddell** have looked primed and ready to take over at catcher and second base, respectively.

• Waddell missed four-straight games with a knee injury but returned for the Northwestern series. He is currently batting .235 overall with 12 hits, four doubles and a home run.

## STRENGTH-OF-SCHEDULE

• Head coach **Danny Hall** has talked frequently about how the 2019 slate for Georgia Tech is the hardest its ever scheduled.

• Georgia Tech currently sports the highest strength of schedule in the ACC, ranked eighth-toughest overall. The next highest conference team is Clemson at 15 before a steep drop off to North Carolina (43) and Duke (47).

• The Yellow Jackets welcome five top-25 teams to Russ Chandler Stadium this spring, including No. 3 UCLA, No. 6 North Carolina, No. 9 Georgia (*D1Baseball*), No. 17 Clemson and No. 22 Auburn (NCBWA).

• Tech also has to go on the road to play Louisville, who ranks as high as No. 4 in the country.

## NEW FACES ON STAFF

• Georgia Tech baseball fans will notice new faces coaching the base-runners at first and third this season.

• The Yellow Jackets added two new coaches to its staff this offseason in **James Ramsey** and **Dan Jaffe**.

• Ramsey, a former first-round MLB Draft pick, All-American and ACC Player of the Year at Florida State, will handle coaching duties for the outfield and hitters.

• Jaffe, the new volunteer assistant coach who worked extensively with the country's top catchers in Cape Cod, will work with Tech's catching corps.

## CARDIAC JACKETS

• Georgia Tech baseball have been in for exciting baseball to start 2019, including three extra-inning slugfests.

• Tech has walked off two opponents to start the season, downing West Virginia in the 11th inning on a bases-loaded walk-off single by **Nick Wilhite** and defeating then-No. 3 UCLA on a walk-off home run by **Kyle McCann**.

• Only three team has more walk-off wins than Georgia Tech to start 2019.

## MOST WALK-OFF WINS IN 2019 -- DIVISION I

| Wins | Team                |
|------|---------------------|
| 1. 3 | Tulane              |
| 3    | Sam Houston State   |
| 3    | North Carolina      |
| 2. 2 | Georgia Tech        |
| 2    | Alabama State       |
| 2    | Houston             |
| 2    | Morehead State      |
| 2    | NJIT                |
| 2    | Penn State          |
| 2    | South Carolina      |
| 2    | Southern California |
| 2    | Western Kentucky    |

\* Research courtesy of College Baseball Analytics

• Georgia Tech has already played five one-run ballgames and have inched its way to a 4-1 record in the thrillers.

## PITCHING DEPTH

• Not losing a single starter from its bullpen this offseason, Georgia Tech returns one of the top bullpens in the nation this season with **Xzavion Curry**, **Connor Thomas** and **Brant Hurter** -- all three projected high draft picks this summer.

• In addition to **Tristin English**, the Jackets have also added the top left-handed hurler in the state of Georgia in **Luke Bartnicki** this offseason. Bartnicki was selected in the MLB Draft after high school, but opted to remain committed to Georgia Tech.

• Bartnicki entered the West Virginia game last week with runners on second and third and two outs in the top of the 11th and struck the batter out to end the inning and give Tech the ability to walk it off in the bottom half.

• Tech has also added JUCO transfer junior **Amos Willingham**. Willingham adds instant experience in a tall 6-4 frame after spending two years at Sneed St. Community College.

• Add in freshman **Cort Roedig**, and what Tech has developed, in addition to arm support, is deep midweek artillery.

• The pitching staff in the last 10 games has allowed 41 runs and 88 hits, while striking out 96 batters and holding opponents to a .252 average.

## HOME SWEET HOME

• The Yellow Jackets also enjoy a distinct home-field advantage, finishing last season 25-10 overall and 11-4 in the ACC at Russ Chandler Stadium.

• Tech recorded 45 home runs at home in 2018 and outscored its opponents 237-160 overall.

• En route to leading the ACC through the regular season last year in hitting, Tech's offense hit .323 at home last year, while the pitching staff held its foes to a .258 average and struck out 322 batters compared to just 101 walks over 317.0 innings of work at home.

• To start this season, the Yellow Jackets are 8-4 at home, despite hosting then-No. 3 UCLA, Northwestern and West Virginia.

## ROAD STRUGGLES

• However, Georgia Tech will have to bounce back from a 2018 season that had them struggle on the road.

• Through the first five road games, Tech is actually hitting better on the road than at home, batting .317 for 60 hits, 10 doubles, seven homers and 34 RBI.

• **Tristin English** alone has hit .450 for nine hits, two doubles four home runs and eight RBI on a 1.150 slugging.

• The Yellow Jackets finished 6-17 last season away from Russ Chandler Stadium, including 0-3 in neutral-site games.

• In true road games last season, Tech hit just .255, reaching base 34.8 percent. They averaged 9.2 hits/game, 1.1 homers and struck out 9.5 times compared to .323 hitting and .405 on-base percentage, and 11.3 hits/gm, 1.3 homers and only 7.6 strikeouts.

#### LAST TIME OUT

• Georgia Tech was able to bounce back from a heartbreaking series loss on the road at Miami by downing Georgia Southern in a nail-biter on Tuesday.

• Southern held a 2-0 lead into the fifth before Tech rattled off seven runs over the next three innings. GS responded to make it close, but a gun-down play by **Nick Wilhite** and a go-ahead two-RBI double by **Michael Guldberg** saved the game.

• In the ACC opener on Friday, starters **Xzavion Curry** and E. McKendry went toe-to-toe, allowing four runs apiece, while Curry fanned nine to McKendry's five.

• Where Tech had the true upper hand was in the relief effort of **Jonathan Hughes**, who tossed 3.2 scoreless as the game went in to extras.

• The Jackets went ahead on a 10th-inning **Kyle McCann** home run, while **Colin Hall** made a terrific catch at the wall in the bottom-half to give them the win.

• Getting the Jackets to extras was **Tristin English**, who launched two homers of his own right during the game.

• Game 2 featured a quality start by **Connor Thomas** and 2.2 innings of relief by **Keyton Gibson**, but Tech failed to retire back-to-back batters in the bottom ninth with two outs and Miami's Freddy Zamora took a hanging slider deep for a walk-off.

• Game 3 saw Miami's offensive prowess early, despite a first-inning English two-run homer. Two errors and four runs allowed with two outs doomed Tech, even though they fought valiantly to the end, scoring four runs in the ninth.

#### NOTING VIRGINIA

• Virginia has been up and down to start the season, standing at an even 8-8 overall and a 1-2 record in conference play.

• The Cavaliers started the year at the uber-competitive MLB4 Collegiate Baseball Tournament and had to face then-No. 2 Vanderbilt, No. 17 TCU and No. 24 Cal State Fullerton, losing to all three.

• They then rattled off four-straight wins over VMI and Villanova before splitting with Seton Hall.

• UVA went after Duke on Saturday (moved from Friday due to weather) and got a convincing 11-3 victory before dropping the Sunday doubleheader in order, 1-2, 6-8.

• The Cavs then lost a 3-0 lead at Liberty and wound up losing 14-5 for their third-straight loss. This series will be the first true road series for UVA.

• Virginia's lineup features four .300 batters, led by Brendan Rivoli at .355. Tanner Morris (.349), Nick Kent (.333) and Zach Gelof (.302) also hit above the mark.

• On the mound for UVA will be Grigg McGarry, Noah Murdock and Mike Vasil. All sport below a 3.00 ERA, bested by McGarry's 3.27. They have a team ERA of 4.75, having allowed 75 earned runs on the year with a strikeout-to-walk ratio of 1.74.

#### OFFENSE

• Georgia Tech baseball started the season with cold bats but may have de-iced the metal, beginning with six-straight games and nine of last 10 with 10 or more hits.

• In the last 11 games, the Jackets have exploded for 81 runs, 127 hits, 21 doubles, 12 home runs, and are slugging .471 with an on-base percentage of .414.

• Shining early has been designated hitter, **Michael Guldberg**. He batted .528 the last two weeks and is hitting .469 on the season with a .509 on-base percentage.

• Guldberg was one of the last two players in the country who hadn't struck out yet, joining NJIT's Julio Marcano. Both struck out this weekend, while Guldberg is still tied for first in the country.

• He sports the best K-to-AB ratio in the country at 49.0

• The firepower of the lineup has come from **Kyle McCann**, who currently leads the ACC and is second in the country in home runs after blasting seven over the last 10 games. He also leads the ACC in RBI (24) and slugging (.935).

• En route to ACC Player of the Week and then back-to-back *Collegiate Baseball* National Player of the Week honors, McCann slugged 1.054 in 10 games for 15 hits, seven homers, three doubles and a whopping 20 RBI.

• Tech is coming off another stellar offensive season in which it led the Atlantic Coast Conference in hitting (.296) and hits (585) for the regular season.

• En route to leading the ACC, the Yellow Jackets touted the top-3 best hitters in the ACC in Joey Bart (.359), Wade Bailey (.339) and Murray (.343).

• Tech will have to replace Bart and Bailey after losing them to the MLB Draft, but return three other .300 hitters from a season ago.

• In addition to Murray, **Oscar Serratos** (.311) and McCann (.300) both hit above the mark last season.

#### TRISTIN ENGLISH

• Also returning is two-time 2019 preseason all-American **Tristin English**.

• Despite having struggled early with a .167 average through eight games, thanks largely to an 0-for-12 Week 2, his bat seems to be waking up.

• In the opening weekend of ACC play, English hit .385 and slugged 1.154 for five hits, a double and three homers for five RBI. He's hitting .341 with a .780 slugging over his last 11 games.

• English is currently ranked nationally in an odd offensive categories -- hit by pitches. He currently ranks tied for 10th in the country with nine HBP this season. Only nine players have been hit more.

• English is, however, still expected to be a big bat in the lineup after leading the team with 60 RBI in 2018 and also hitting .279 for 63 hits and 13 doubles, went on to be a Cape Cod All-Star this past summer.

• His 60 runs driven in ranked tied for sixth in the ACC, thanks to logging two RBI or more in 16 games last season.

• English's best was last season was six RBIs in the win over Virginia Tech on March 16.

## JACKETS IN THE POLLS

| WEEK      | BA | CB | USA | NCBWA | D1 | PG |
|-----------|----|----|-----|-------|----|----|
| Preseason | -  | 17 | -   | 31    | -  | -  |
| Feb. 18   | -  | 19 | -   | RV    | -  | -  |
| Feb. 25   | -  | -  | -   | -     | -  | -  |
| Mar. 4    | -  | -  | -   | -     | -  | -  |
| Mar. 11   | -  | -  | -   | -     | -  | -  |
| Mar. 18   |    |    |     |       |    |    |
| Mar. 25   |    |    |     |       |    |    |
| Apr. 1    |    |    |     |       |    |    |
| Apr. 8    |    |    |     |       |    |    |
| Apr. 15   |    |    |     |       |    |    |
| Apr. 22   |    |    |     |       |    |    |
| Apr. 29   |    |    |     |       |    |    |
| May 6     |    |    |     |       |    |    |
| May 13    |    |    |     |       |    |    |
| May 20    |    |    |     |       |    |    |
| May 27    |    |    |     |       |    |    |
| June 2    |    |    |     |       |    |    |
| June 10   |    |    |     |       |    |    |

BA = Baseball America, CB = Collegiate Baseball, USA = USA Today,

NCBWA = NCBWA, D1 = D1Baseball.com, PG = Perfect Game

N/A = poll not out before release of notes

rv = receiving votes

#### 2019 ACC STANDINGS

| COASTAL DIVISION    | ACC        | OVERALL     |
|---------------------|------------|-------------|
| Miami               | 2-1        | 14-3        |
| Duke                | 2-1        | 12-5        |
| Virginia Tech       | 1-2        | 11-5        |
| <b>GEORGIA TECH</b> | <b>1-2</b> | <b>11-6</b> |
| Virginia            | 1-2        | 8-8         |
| North Carolina      | 0-3        | 14-4        |
| Pitt                | 0-3        | 6-9         |
| ATLANTIC DIVISION   | ACC        | OVERALL     |
| NC State            | 3-0        | 17-0        |
| Clemson             | 3-0        | 13-3        |
| Florida State       | 2-1        | 13-2        |
| Louisville          | 2-1        | 13-4        |
| Notre Dame          | 2-1        | 6-9         |
| Boston College      | 1-2        | 9-6         |
| Wake Forest         | 1-2        | 10-8        |

## OFFENSE

• Last year, English was named a mid-season first-team all-American by *Perfect Game*/Rawlings and a mid-season all-American by D1Baseball.

• During the annual intrasquad White vs. Gold scrimmage, English showed his return to power as well, hitting three home runs on consecutive at-bats and not one of them was even close.

• While in the Cape Cod league this summer, he batted .300 overall, driving home 19 RBI and blasting five home runs. On the mound, English tossed nearly 70 combined innings – his first summer pitching action since undergoing successful Tommy John surgery in January 2017.

**KYLE MCCANN**

• While the loss of Joey Bart from the order and behind the dish may have some worried, GT skipper Danny Hall has been adamant in his confidence in catcher **Kyle McCann** on both fronts.

• McCann has stepped up in big ways to start this season and it's helped the team to wins and has showed in the stat sheet.

• Last week, en route to ACC Player of the Week and back-to-back *Collegiate Baseball* National Player of the Week honors, McCann slugged 1.054 in 10 games for 15 hits, seven homers, three doubles and 20 RBI.

• In the 10 games, he's hit .405 with an on-base percentage of .532, drawing 10 walks, including six last week.

• Overall, he's got a team-high 23 hits in 62 at-bats for a .371 average. His 15 extra-base hits are by far the top of the team's leaderboard as he's raking a .935 slugging and .513 on-base percentage.

• Just a year ago, McCann was second in home runs only to Bart, as the sophomore, finishing with 15 to Bart's 16 as he tied for eighth in the ACC. The power hitter's .600 slugging percentage ranked him fifth in the conference, while his 45 RBI was good for second on the team.

• McCann also hit three grand slams last season, which tied for the most among NCAA DI players in the 2018 regular season.

• McCann already has one grand slam through 17 games.

• McCann's four career grand slams are the most among active Jackets, as Tristin English currently has one for his career.

• He fell just shy of the school-record four grand slams in a single season, as two players, Tyler Green (2005) and Brad Feltes (2008), remained on top the annals.

• McCann is just 13 RBI shy of 100 for his career in just two years at the plate.

• Based on weighted runs created+, McCann ranks third among returning catchers in Division I with 164, behind only Oregon State's Adley Rutschman (196) and Jacksonville State's Nic Gaddis (166).

- *Weighted Runs Created (wRC) attempts to quantify a player's total offensive value and measure it by runs. + then compares it with league average after considering park effects.*

• McCann crossed the 100-hit milestone on March 6 against Kennesaw State.

**CHASE MURRAY**

• Junior **Chase Murray** exploded last year after finally being healthy.

• He started 2019 by blasting a two-run RBI tank to right center against UIC, the second home run of the inning and the first of back-to-back.

• Since then, he's fallen somewhat back to Earth with a .234 average through 15 games, having 15 hits.

• He's currently battling an injury and is listed as day-to-day, missing the last two games.

• The standout outfielder finished 2018 ranked second on the team and fifth in the ACC in hitting with a .343 average.

• He also finished ranked tied for sixth in the league for sacrifice flies, having an unheralded skill for driving home runs in key situations.

• His six sac flies last season gave him 11 for his career, bringing him into the top 10 for most in program history since 1998.

**MOST SACRIFICE FLIES, SINCE 1998**

| SF's   | Player (Years)                     |
|--------|------------------------------------|
| 1. 21  | Matt Gonzalez (2013-16)            |
|        | 21 Jason Basil (1998-2001)         |
| 2. 17  | Tony Plagman (2007-10)             |
|        | 17 Mott Hyde (2011-14)             |
| 4. 15  | Luke Murton (2006-09)              |
|        | 15 Matt Skole (2009-11)            |
| 6. 13  | Matt Wieters (2005-07)             |
|        | 13 Steven Blackwood (2003-06)      |
| 8. 12  | Whit Robbins (2004-06)             |
|        | 12 Jeremy Slayden (2002-05)        |
| 10. 11 | <b>Chase Murray (2017-Present)</b> |

• Murray also knocked home 39 RBI and finished with 72 hits last season to rank third on the team in both.

• Murray accomplished all this despite missing four games in April 2018 with an upper-body injury.

• Murray is also looking to hit 100 career RBI this season, currently sitting at 66.

**INFELDERS**

• Georgia Tech baseball will get the remaining hitting from the infielders in third baseman **Oscar Serratos**, second-baseman **Luke Waddell** and shortstop **Austin Wilhite**.

• After struggling some at the plate early, Serratos has gotten back into stride, currently hitting .269 for 18 hits, two home runs and eight RBI.

• Over the last 11 games alone, Serratos has hit .340 for 16 hits, a double, triple and homer and eight RBI.

• Serratos survived his first season of collegiate baseball on The Flats admirably, putting together large chunks of quality at-bats at the plate last season.

• On the year overall, Serratos finished .311 -- fourth on the team -- with 37 hits, 14 RBI and eight extra-base hits, despite having only 119 at-bats.

• Playing third was also an adjustment for the young Serratos, who had spent large amounts of his career at shortstop. After a year and an offseason at the position, however, the sophomore looks primed and ready to take over the position full time.

• Where Serratos especially shined last season was in ACC play. Once he found his footing, the frosh third baseman turned into an offensive juggernaut at the plate, leading the team in hitting at a hefty .367 clip.

• In 60 at-bats during conference play, Serratos turned in 22 hits, five extra-base hits and eight RBI to reach a .433 on-base percentage. He also stole four bases during the 22-game stretch.

• One of Georgia Tech's biggest losses was veteran senior Wade Bailey who ranked among the top of several hitting categories in program history, while also being a stalwart second baseman. That void will now be filled by Waddell.

• Waddell has settled fully into second base this offseason and performed extremely well in the fall scrimmages against South Carolina and Chatt Valley Community College.

• To start the regular season, however, Waddell's bat was cold as he went 1-for-13 from the plate.

• Waddell seemed to make a breakthrough with a solo home run against third-ranked UCLA on Feb. 22 before sustaining an untimely knee injury. After missing four games, he returned without missing a beat.

• In the nine games since returning, Waddell has hit .303 for 10 hits, three doubles and seven RBI. He's also scored seven times.

• Last year, Waddell was sixth on the team in hitting at .283, getting 34 hits in just 120 at-bats.

• Waddell has teamed up to form the Yellow Jackets' middle infielders with **Austin Wilhite**.

• A. Wilhite is currently sixth on the team in hitting at .255. He's recorded 13 hits, three for extra bases and eight RBI.

• A. Wilhite missed the Saturday Miami game due to illness, snapping the team's longest active consecutive games played streak at 121.

• He also missed Tuesday's game against Georgia Southern while still battling the illness.

• Last season, A. Wilhite hit .249 to be a reliable bat in the lineup for most of the season. One of just six Jackets to reach double-digit doubles on the season, A. Wilhite also tallied 30 RBI on the year.

• Defensively, A. Wilhite let the team with 151 assists, fielding at a .951 clip. He finished second on the team -- to Bailey -- with 29 double plays turned in 2018.

## PITCHING

• Through the early goings, the Yellow Jacket's pitching has lived up to the early preseason hype of having highly regarded prospects and the depth the back them up on the mound.

• Tech currently features three pitchers with at least 10.0 innings of work with a sub-3.00 ERA.

• The staff currently leads the ACC and ranks 12th in the country with a 3.48 strikeout-to-walk ratio.

• Tech also leads the ACC in walks per nine innings (2.76), ranking ninth in the country.

• Last season, Georgia Tech began putting the pitching pieces in place last season when its 1-2 punch of **Xzavion Curry** and **Connor Thomas** led the staff toward the top of the charts.

• Georgia Tech pitching led the ACC in walks per nine innings (3.13) and ranked 24th nationally.

• Georgia Tech pitching also led the ACC in strikeout-to-walk ratio (2.82) to rank 12th in the country.

• Tech also ranked third in the ACC in shutouts, turning in five clean sheets on the year.

• The five shutout victories were the most for GT in a season since the Jackets tallied six in 2014.

• The Jackets have combined for just one shutout through 17 games of 2019.

• Thomas (106 strikeouts) and Curry (101 K's) became the first Yellow Jacket tandem to strike out 100 batters each in the same season since 2011 when Jed Bradley and Buck Farmer fanned 106 apiece.

• It's only the third time under head coach Danny Hall that a duo has accomplished the feat. No duo has done it together back-to-back years.

### TWO PLAYERS WITH 100 STRIKEOUTS, SAME SEASON -- PROGRAM HISTORY

| K's    | Player        | Years |
|--------|---------------|-------|
| 1. 106 | Connor Thomas | 2018  |
| 101    | Xzavion Curry | 2018  |
| 2. 106 | Jed Bradley   | 2011  |
| 106    | Buck Farmer   | 2011  |
| 3. 184 | Brad Rigby    | 1994  |
| 124    | Al Gogolin    | 1994  |

• The pair separately will also look to become the first Georgia Tech pitchers to punch out 100 batters in back-to-back seasons since Farmer accomplished the feat in 2012 (115) and 2013 (122).

• The pair started off 2019 on track, as Thomas (26) and Curry (29) rank second and third on the team, respectively.

• The Yellow Jackets accomplished much of their pitching success despite being the youngest staff among Power 5 conference.

• Tech started a freshmen or sophomore in 45 of its 58 games thus far this season in Curry (15), Thomas (15), **Brant Hurter** (11), **Hugh Chapman** (3) and **Will Shirah** (1). The other 13 starts have come by **Tristin English** (9), **Jake Lee** (2), **Jonathan Hughes** (1) and **Keyton Gibson** (1).

### MOST PITCHING STARTS BY UNDERCLASSMEN IN 2018, BY PERCENTAGE -- POWER 5 CONFERENCES

| Percentage | Team         | Conference |
|------------|--------------|------------|
| 1. 92%     | Georgia Tech | ACC        |
| 92%        | Northwestern | Big Ten    |
| 3. 86%     | Baylor       | Big 12     |
| 4. 76%     | Michigan     | Big Ten    |

\*research courtesy of College Baseball Analytics

• The Yellow Jackets posted back-to-back shutout wins over Arkansas-Pine Bluff (Feb. 27) and UIC (Mar. 2) for the first time since shutting out Duke in two-straight games back on March 31, 2012.

• Both Thomas (No. 1) and Curry (No. 10) ranked among *D1Baseball's* most draft eligible pitchers to start 2019.

### XZAVION CURRY

• After a sterling sophomore campaign, **Xzavion Curry** has once again showed his prowess on the mound, pithing to a 2-0 record and 1.80 ERA in 15.0 innings of work.

• Through 21.2, he's allowed 19 hits, seven earned runs and just five free passes while fanning 29.

• Curry's last outing was five shutout innings against Northwestern where he allowed just two hits and two walks, while striking out seven. Curry retired the final 10 batters of his appearance to get the win.

• Opening Day has become Zay Day over the last two years, as Curry has taken the mound for the Jackets on this occasion in both 2017 and 2018. Curry was victorious in both, taking a 5-3 win over BYU in 2017 and then earning a 3-2 win vs. Minnesota this year.

• Curry is the first Yellow Jacket in the modern era (1973-present) to win three-straight Opening Days starts and only the second Tech pitcher to start three-straight Opening Days since 1973 - Chris Wilson (1995-97).

• Curry's third-straight Opening Day victory on Feb. 22 vs. UIC consisted of 5.0 innings, five hits, two runs and nine strikeouts to the tune of a 3.60 ERA.

• As a starter last year, the then-sophomore finished with a team-high eight wins to the tune of a 8-4 record, finishing tied for third in the ACC.

• Curry posted a 4.18 ERA over 92.2 innings of work last season, allowing just 43 earned runs, while striking out 101 and walking just 23.

• He also pitched a complete game on April 27 to join teammate **Connor Thomas** in becoming the first Jackets to record back-to-back complete games since 2011 when Matt Lorenzo and Steve Kelly threw two-straight CG's on Feb. 28 and March 2.

• Then-sophomore Curry was 8-4 last season, which was a team-high in wins.

• Curry posted a 4.18 ERA over 92.2 innings pitched this season, and has allowed just 43 earned runs on 79 hits while striking out 101 batters and walking just 23.

• Curry was also among the ACC's best in striking out batters looking, ranking tied for fifth in the league with 32 hitters left looking.

• With his 32 looking strikeouts last season and seven in 2019, Curry now has 70 for his career to move alone into fourth in program history since 2002.

### MOST STRIKEOUTS LOOKING, CAREER -- SINCE 2002

| CG's   | Player          | Years        |
|--------|-----------------|--------------|
| 1. 113 | Deck McGuire    | 2008-10      |
| 2. 85  | Buck Farmer     | 2010-13      |
| 74     | Jed Bradley     | 2009-11      |
| 4. 70  | Xzavion Curry   | 2017-Present |
| 5. 66  | Brandon Cumpton | 2008-10      |
| 6. 64  | Cole Pitts      | 2012-16      |
| 7. 62  | Dusty Isaacs    | 2011-14      |
| 8. 60  | Brian Burks     | 2002-04      |
| 9. 59  | Brad Rulon      | 2005-08      |
| 10. 58 | Mark Pope       | 2009-11      |

• Curry recorded his 200th career strikeout against Miami on Friday, March 8. He now sits at 204 for his career, becoming the eighth Tech pitcher since 2002 to cross the plateau.

### MOST STRIKEOUTS, CAREER -- SINCE 2002

| K's     | Player        | Years        |
|---------|---------------|--------------|
| 1. 387  | Buck Farmer   | 2010-13      |
| 2. 306  | Deck McGuire  | 2008-10      |
| 254     | Jed Bradley   | 2009-11      |
| 5. 211  | David Duncan  | 2006-08      |
| 6. 207  | Brian Burks   | 2002-04      |
| 7. 206  | Dusty Isaacs  | 2011-14      |
| 8. 205  | Cole Pitts    | 2012-16      |
| 4. 204  | Xzavion Curry | 2017-Present |
| 9. 195  | Kyle Bakker   | 2002-03      |
| 10. 192 | Blake Wood    | 2004-06      |

• Curry's best game carving up a lineup last season was his March 30 contest versus Miami where he struck out a career-high 12 batters.

• With his 12 punch outs, Curry became just the third pitcher since 2000 to strike out 12 batters or more in an ACC game, joining Jason Neighborgall (12 at Duke on March 4, 2005) and Cory Vance (14 vs. No. 2 UNC on March 17, 2000).

• After a 288-game streak without a pitcher recording double-digit strikeouts for Tech, the Yellow Jackets had a pitcher post 10 strikeouts or more four times over a seven game stretch last year (Curry - 11 at NC State (3/23), Hurter - 10 vs. Georgia Southern (3/27), Curry - 12 vs. Miami (3/30) and Thomas - 10 vs. Miami (3/3) and seven overall.

• He then followed that performance up with his complete-game shutout victory against Wake Forest on April 27.

• Curry's complete-game shutout was the first by a Tech starting pitcher since Josh Heddingler went the distance for a two-hit shutout of the nation's No. 2 overall seed Vanderbilt, 5-0, in the 2013 Nashville Regional.

• Curry was only the ninth Tech pitcher since 2002 to record a shutout. Only Kyle Bakker (2) and Mark Pope (4) have had multiple shutouts in the last 17 years.

### CONNOR THOMAS

• The second-half of the Yellow Jackets' "Shake and Bake" starter combo was sophomore Connor Thomas who, now as a junior, seems to have not missed a beat.

• In his Saturday evening start versus 2018 Big 12 semifinalist West Virginia, Thomas went 7.0 innings -- tied for the longest in the ACC last weekend -- and fanned 10 hitters, allowing no earned runs, two walks and just five hits.

## PITCHING

- Despite being robbed of a decision victory by untimely errors, Thomas would finish Opening Weekend with the best ACC line for any pitcher versus a Power 5 opponent.
- Unfortunately, Thomas drew a tough-luck outing against No. 3 UCLA on Feb. 23, giving up six earned runs and nine hits in five innings.
- Thomas bounced back, however, and allowed just two runs in 7.0 innings to get the win over Northwestern on Saturday.
- He then threw his third quality start of the season against Miami, allowing just three runs in 6.0 innings, striking out five for a no decision.
- Last season, Thomas led Georgia Tech with a 3.34 ERA and an impressive 106 strikeouts. He allowed just 36 earned runs in 97.0 innings of work, holding opponents to a .241 average.
- By far the most impressive stat in Thomas' sophomore campaign was his strikeout-to-walk ratio that ranked among the best in the nation.
- Fanning 106 hitters and walking just 10, Thomas finished with a 10.6 ratio.
- Ranking third in the country last season, Thomas is one of only two pitchers in all of Division I with a double-digit ratio to return from 2018.

TOP STRIKEOUT-TO-WALK RATIOS  
RETURNERS FROM 2018 -- DIVISION I

| K/BB    | Player (Innings Pitched)  | Program             |
|---------|---------------------------|---------------------|
| 1. 16.8 | Tim Brennan (88 IP)       | St. Joseph's        |
| 2. 10.6 | Connor Thomas (97 IP)     | Georgia Tech        |
| 3. 6.8  | Jordan Silverman (61 IP)  | Rider               |
| 4. 6.2  | David Leal (87 IP)        | Louisiana Tech      |
| 6.2     | Zach Greene (57 IP)       | South Alabama       |
| 6. 5.8  | Samuel Strickland (81 IP) | Samford             |
| 7. 5.6  | Ken Waldichuk (92 IP)     | St. Mary's (Calif.) |

- With Thomas' ability to hammer the zone and force hitters to either take the strike or swing, he's currently on pace to break the Georgia Tech record for fewest walks allowed per nine innings.
- For his two-year career, Thomas currently sports a 1.70 walks/9 inning mark.

FEWEST WALKS ALLOWED/9 INNINGS  
(MIN. 100 IP) -- GT HISTORY

| Walks/9 inn. | Player (Innings Pitched) | Years        |
|--------------|--------------------------|--------------|
| 1. 1.70      | Connor Thomas (132.1 IP) | 2017-Present |
| 2. 1.92      | Chris Goodman (168.1 IP) | 2002-03      |
| 3. 2.17      | Mark Pope (219.1 IP)     | 2009-11      |
| 4. 2.27      | Kyle Bakker (273.0 IP)   | 2001-03      |
| 5. 2.33      | Brian Burks (289.1 IP)   | 2001-04      |
| 6. 2.43      | Kris Wilson (328.2 IP)   | 1995-97      |
| 7. 2.44      | Bill Pridgen (136.1 IP)  | 1971-72      |
| 8. 2.58      | Eddie Burns (153.1 IP)   | 2005-08      |
| 9. 2.64      | Brandon Gold (191.0 IP)  | 2014-16      |
| 10. 2.71     | Chris Myers (146.1 IP)   | 1991-94      |

- Thomas threw 106 strikeouts last season to give him 111 for his career and put him on pace to crack the 200-K threshold this season.
- Thomas' team-high 106 K's ranked him tied for fifth in the ACC.

- Thomas and teammate Xzavien Curry (101 K's) became the first Yellow Jacket tandem to strike out 100 batters each in the same season since 2011 when Jed Bradley and Buck Farmer fanned 106 apiece.
- It's only the third time under head coach Danny Hall that a duo has accomplished the feat. No duo has done it together back-to-back years.
- The pair separately will also look to become the first Georgia Tech pitchers to punch out 100 batters in back-to-back seasons since Farmer accomplished the feat in 2012 (115) and 2013 (122).
- Thomas also proved to be able to go the distance on numerous occasions, leading the ACC with three complete games in 2018.
- In one season, Thomas claimed the Georgia Tech annals for most complete game. Since 1994, only five Jacket pitchers have more complete games.

## MOST COMPLETE GAMES -- SINCE 1994

| CG's | Player          | Years        |
|------|-----------------|--------------|
| 1. 8 | Cory Vance      | 1998-00      |
| 2. 7 | Chuck Crowder   | 1996-99      |
| 3. 6 | Mark Pope       | 2009-11      |
| 4. 5 | Buck Farmer     | 2010-13      |
| 5. 4 | Kyle Bakker     | 2002-03      |
| 6. 3 | Connor Thomas   | 2017-Present |
| 7. 2 | Deck McGuire    | 2008-10      |
| 8. 1 | 13 Players Tied |              |

- Thomas' best game fanning hitters was April 28 when he struck out 17 batters against Wake Forest.
- The 17 strikeouts were the most by a Tech pitcher in a single game since current Detroit Tigers' pitcher and former Jacket Buck Farmer struck out 14 batters versus Akron on Feb. 15, 2013.
- His 17 strikeouts were only two shy of the school record of 19 punch outs set by Jerry Bass versus Earlham in 1975.
- The 17 strikeouts were the most by a pitcher in a single game in the ACC this season.
- After a 288-game streak without a pitcher recording double-digit strikeouts for Tech, the Yellow Jackets had a pitcher post 10 strikeouts or more four times over a seven game stretch last year (Curry - 11 at NC State (3/23), Hurter - 10 vs. Georgia Southern (3/27), Curry - 12 vs. Miami (3/30) and Thomas - 10 vs. Miami (3/3) and seven overall.

## STARTERS

- Who will take over the other starting spots is still to-be-determined fully as the Yellow Jackets have one of the strongest bullpens in the country.
- Brant Hurter was a reliable midweek starter for Georgia Tech last season, finishing 5-4 overall in 14 appearances and working to a 6.04 ERA. In 53.2 innings of work, Hurter struck out 56 batters while only allowing 36 earned runs.
- Hurter has had a sensational start to his sophomore year.
- After a terrific showing against then-No. 3 UCLA in which he struck out seven with no walks, while allowing one earned run, Hurter followed that up with a picture-perfect gem against Northwestern.
- Hurter tossed 7.0 shutout innings, allowing just four hits and striking out a career-high 13 batters, while issuing zero walks.

- Through three starts and four appearances, Hurter leads the ACC and ranks 31st nationally with a 10.3:1 strikeout-to-walk ratio, while also leading the ACC in walks/9 innings at 1.45.
- His 3.38 ERA ranks third on the team as he's held opponents to just a .216 average.
- Tristin English returned to the mound after recovering from Tommy John Surgery his freshman year. He proved to be a dependable relief pitcher, throwing 57 innings
- English followed up his sophomore campaign with an uber-successful summer in the Cape, earning all-star honors after tossing nearly 70 combined innings.
- English made two appearances during Opening Weekend on the mound for Tech. His first was entering the ninth with a three-run lead over UIC on Friday. It took him nine pitches to end the game and earn the save.
- He also appeared against West Virginia in the eighth inning going 2.0 and allowing one home run, but keeping the game alive, striking out four.
- He then continued to be an impressive closer against No. 3 UCLA on Feb. 22. Heading into extra innings, English pitched a shutout final three innings of the game, striking out two and allowing just two hits to help Tech secure the win.
- His first tough-luck outing came against Northwestern when he allowed two doubles and two runs in just 0.1 innings late.
- English will spend a majority of time at first base to keep his bat in the lineup and replace teammate Kyle McCann, who moved to catch, but may see time as a relief pitcher or starter throughout the season.
- Two big additions to the Tech pitching staff is Amos Willingham, Luke Bartnicki and Cort Roedig.
- Willingham is a JUCO transfer who enters as a junior in eligibility. A tall strike thrower with day-one experience could mean a versatile starter on weekdays.
- Willingham's first appearance was a tough-luck outing that saw five runs scored in 3.1 innings.
- In his first start on Wednesday, Feb. 27 against Georgia State, he then went 6.0 innings of shutout work, allowing just three hits, no runs and no walks while striking out five.
- In his first three starts and four appearances total, Willingham has a 1.65 ERA, 2-0 record, eight strikeouts (one walk) and just three run allowed.
- Tuesday against Georgia Southern, it took him just 57 pitches to go five innings, giving up only two runs.
- Roedig, a power righty who is projected to be the Saturday starter Opening Weekend, was ranked the No. 17 RHP in the state of Georgia by Perfect Game. He sports a fastball well over 90 already and a good breaking ball as well. His fall and early spring has earned him an opportunity.
- After being a bona fide strike-thrower in the fall and spring, Tech gave Roedig the start against Richmond on Saturday.

## PITCHING

- The freshman went just 1.1 innings, walking three and allowing a run. Coach Hall noted afterward that the moment simply got to him, making his first-career start in front of a big crowd.

- Roedig finally showed his stuff in a midweek game against Georgia State on Feb. 26, allowing just one run and three hits in 4.0 innings of work.

- Roedig got his first taste of coming out of the bullpen on Tuesday, giving a full inning of relief against Georgia Southern. He gave up just one hit and two runs but both were unearned due to an error. He worked his ERA down to 1.54 on the year.

- Bartnicki, who enters his freshman campaign after being ranked as the top-rated lefty out of the state of Georgia by *Perfect Game*. One of the most elite lefties in the country that won a regional championships, he's run it up to 94-95 in the preseason.

- Bartnicki's first collegiate appearance couldn't have been more dramatic, coming into the game in extra innings versus West Virginia in a 1-0 count with runners at second and third and two outs.

- A lefty-lefty matchup, Bartnicki didn't need many pitches to strike out the hitter, end the inning and give Tech one more at-bat in the bottom of the 11th -- where it would walk the game off.

### RELIEVERS

- One of Georgia Tech's keys this season will be the development of their bullpen. With no shortage of bodies, where everyone ultimately fits into the rotation comes conference action and postseason is still to-be-determined.

- The Jackets will be without their top reliever in **Andy Archer** for the 2019 season, after he underwent successful UCL repair with an internal brace. His recovery is expected to take 6-8 months and he should return to the team in the fall.

- In his stead, alongside those starters who don't find a day in the rotation, **Jonathan Hughes** and **Keyton Gibson** will be looked upon for stretches.

- Hughes has had a fantastic start to 2019, currently sporting a team-best 1.72 ERA through seven appearances and 15.2 combined innings of work. He's allowed just 15 hits and three earned run, holding a 1.8:1 strikeout-to-walk ratio early.

- Hughes finished last year with 13 appearances, a 5.94 ERA and a save while Gibson had the same ERA with 12 appearances.

- Gibson has also looked impressive early. In two important, clutch appearances, he's yet to allow a hit in 2.1 combined innings, fanning four batters in the process.

- Gibson then went on to get his first win of the season vs. Georgia State when he tossed 3.0 no-hit innings, fanning four, to get the win.

- He joined teammate reliever **Tristin English** in having a tough-luck outing against Northwestern in the second game of a double, before Gibson was unable to get out of game two at Miami, as the Freddy Zamora took a 3-2 ball deep to win the game.

- Senior **Jake Lee** will again make his mark in short-inning stretches. He finished last season with a 9.68 ERA on 17.2 innings of work.

### WHAT'S IN A QUALITY START?

- A starting pitcher records a quality start when he pitches at least six innings and allows three earned runs or fewer.

- Tech is 2-2 through Week 4 with a quality start -- **Connor Thomas** vs. West Virginia (Feb. 16), vs. Northwestern (March 2) with the wins and **Brant Hurter** vs. Northwestern (March 2) and Thomas vs. Miami (March 10) with the losses.

- Georgia Tech was 15-5 last season when its starter makes a quality start.

- Tech had its streak of 35-consecutive home wins with quality starts snapped on Saturday when Hurter tossed 7.0 shutout innings before exiting with a one-run lead.

- It was the first loss Tech endured after a quality start at home since back on March 20, 2015.

- Thomas' quality start at Georgia Southern in 2018 was the first quality start on the road for GT since April 8, 2016 (excluding Curry's neutral site quality start vs. Wake Forest at the 2017 ACC Tournament).

- Thomas has also made eight quality starts in 2018 - at Georgia Southern (Feb. 20), at Clemson (March 10) vs. Florida State (April 7), at Pitt (April 14), at North Carolina (April 21), vs. Wake Forest (April 28), against Radford (May 5) and at Virginia (May 12).

- **Xzavion Curry** had seven quality starts last season - vs. Dartmouth (Feb. 23), vs. UIC (March 2), at NC State (March 23), vs. Miami (March 30), at Pitt (April 13), vs. Wake Forest (April 27) and against Radford (May 4).

- Hurter made three quality starts - vs. Georgia Southern (March 27), at Georgia (April 3) and versus Radford (May 6).

- **Tristin English** also made two quality starts - vs. Miami (April 4) and vs. Florida State (April 8).

## MISCELLANEOUS

## 200 K's

• Georgia Tech Friday night starter **Xzavion Curry** eclipsed the 200-strikeout milestone in just his second year being starter, currently at 204 for his career.

• Saturday starter **Connor Thomas** threw 106 strikeouts last season and now has 132 for his career and put him on pace to crack the 200-K threshold this season.

## THE STRIKEOUT KINGS

• **Connor Thomas** (106 strikeouts) and **Xzavion Curry** (101 K's) became the first Yellow Jacket tandem to strike out 100 batters each in the same season since 2011 when Jed Bradley and Buck Farmer fanned 106 apiece.

• It's only the third time under head coach Danny Hall that a duo has accomplished the feat. No duo has done it together back-to-back years.

• The pair separately will also look to become the first Georgia Tech pitchers to punch out 100 batters in back-to-back seasons since Farmer accomplished the feat in 2012 (115) and 2013 (122).

## 100!

• Senior relief pitcher **Jake Lee** is working toward his 100th strikeout of his career, currently sitting at 85.

• Junior catcher **Kyle McCann** is just 10 RBI shy of 100 for his career in just two-plus years at the plate.

• Junior outfielder **Chase Murray** is also looking to hit 100 career RBI this season, currently sitting at 6.

## ATOP THE CONFERENCE

• Georgia Tech baseball ranks among the most prolific winners in ACC history.

## MOST ACC TOURNAMENT TITLES, SINCE 2000

|                     | Titles   | Years                               |
|---------------------|----------|-------------------------------------|
| <b>Georgia Tech</b> | <b>5</b> | <b>2000, 2003, 2005, 2012, 2014</b> |
| Florida State       | 5        | 2002, 2004, 2010, 2015, 2017        |
| Clemson             | 2        | 2006, 2016                          |
| Virginia            | 2        | 2009, 2011                          |
| North Carolina      | 2        | 2007, 2013                          |

## MOST ACC REGULAR-SEASON, DIVISIONAL TITLES SINCE 2000

|                     | Titles   | Regular-Season Years (Divisional)                                  |
|---------------------|----------|--|
| Florida State       | 11       | 2001, 2002, 2003 (2007, 2008, 2009, 2010*, 2011, 2012, 2013, 2014) |
| North Carolina      | 6        | (2006, 2007, 2009, 2012, 2013, 2017)                               |
| <b>Georgia Tech</b> | <b>4</b> | <b>2000, 2004, 2005 (2011)</b>                                     |
| Miami               | 4        | (2008, 2014, 2015, 2016)   |

\*co-champion

## GEORGIA TECH VS. IN-STATE OPPONENTS -- DIVISION I

|              | Games | First Meeting | Series Record       |
|--------------|-------|---------------|---------------------|
| Georgia      | 373   | 1898          | UGA leads 210-161-2 |
| Mercer       | 168   | 1897          | GT leads 112-56     |
| Ga. Southern | 133   | 1947          | GT leads 102-31     |
| Georgia St.  | 79    | 1971          | GT leads 68-11      |
| Kennesaw St. | 26    | 1987          | GT leads 20-6       |
| Savannah St. | 5     | 2004          | GT leads 5-0        |

• This season, Tech will play all eight of its most-faced opponents all-time.

## GEORGIA TECH'S MOST COMMON OPPONENTS

|                       | Games      | First Meeting | Series Record              |
|-----------------------|------------|---------------|----------------------------|
| <b>Georgia</b>        | <b>373</b> | <b>1898</b>   | <b>UGA leads 210-161-2</b> |
| <b>Auburn</b>         | <b>236</b> | <b>1897</b>   | <b>AU leads 122-109-5</b>  |
| <b>Clemson</b>        | <b>226</b> | <b>1902</b>   | <b>CU leads 114-109-3</b>  |
| <b>Mercer</b>         | <b>168</b> | <b>1897</b>   | <b>GT leads 112-56</b>     |
| <b>North Carolina</b> | <b>138</b> | <b>1901</b>   | <b>GT leads 76-62</b>      |
| <b>Ga. Southern</b>   | <b>133</b> | <b>1947</b>   | <b>GT leads 102-31</b>     |
| <b>Virginia</b>       | <b>130</b> | <b>1924</b>   | <b>GT leads 73-55-2</b>    |
| <b>Duke</b>           | <b>129</b> | <b>1903</b>   | <b>GT leads 92-37</b>      |
| NC State              | 129        | 1921          | GT leads 73-56             |
| Wake Forest           | 117        | 1898          | GT leads 73-43-1           |

\* bold denotes an opponent on the 2018 schedule



## 2019 ACC PRESEASON POLL

## OVERALL CHAMPION

Louisville

## ATLANTIC DIVISION

## POINTS

|                      |    |
|----------------------|----|
| 1. Louisville (7)    | 90 |
| 2. Florida State (6) | 86 |
| 3. Clemson (1)       | 71 |
| 4. NC State          | 53 |
| 5. Wake Forest       | 49 |
| 6. Notre Dame        | 24 |
| 7. Boston College    | 19 |

(first-place votes)

## COASTAL DIVISION

## POINTS

|                        |           |
|------------------------|-----------|
| 1. North Carolina (13) | 97        |
| 2. Virginia (1)        | 64        |
| 3. Duke                | 64        |
| 4. Miami               | 61        |
| <b>5. Georgia Tech</b> | <b>59</b> |
| 6. Pitt                | 24        |
| 7. Virginia Tech       | 23        |

(first-place votes)

## 2019 HONORS

## TRISTIN ENGLISH

First-Team *Perfect Game*/Rawlings Preseason All-American

Second-Team *D1 Baseball* Preseason All-America

2019 Golden Spikes Award preseason watch list

*Perfect Game* Preseason All-ACC

## CHASE MURRAY

*Perfect Game* Preseason All-ACC

## CONNOR THOMAS

*Perfect Game* Preseason All-ACC

## KYLE MCCANN

ACC Player of the Week (March 4)

*Collegiate Baseball* National Player of the Week (March 4)

*Collegiate Baseball* National Player of the Week (March 11)

**2019 RECORD BREAKDOWN**

|                                    | ACC | Overall |
|------------------------------------|-----|---------|
| Overall                            | 1-2 | 11-6    |
| Home                               | -   | 8-4     |
| Road                               | 1-2 | 3-2     |
| Neutral                            | -   | -       |
| Day Games                          | 0-1 | 9-4     |
| Night Games (6 p.m. or later)      | 1-1 | 2-2     |
| Yellow Jackets Score First         | 1-1 | 7-3     |
| Opponent Scores First              | 0-1 | 4-3     |
| Yellow Jackets Score in 1st inning | 0-1 | 3-2     |
| Walk-off Victories                 | 0-1 | 2-1     |
| As a Ranked Team (All Polls)       | -   | 3-3     |
| vs. Ranked Team (All Polls)        | -   | 1-2     |
| TV/ESPN3/ACC Network Extra Game    | 1-2 | 8-6     |
| vs. LHP (starter)                  | -   | 1-1     |
| vs. RHP (starter)                  | 1-2 | 10-5    |
| Yellow Jacket Starter 6+ IP        | -   | 3-1     |
| Yellow Jacket Starter 7+ IP        | -   | 2-1     |
| Yellow Jacket Starter 8+ IP        | -   | -       |
| Hitting A Home Run                 | 1-1 | 9-1     |
| Not Hitting A Home Run             | 0-1 | 2-5     |
| Out Hit Opponent                   | 0-2 | 9-2     |
| Get Out Hit By Opponent            | -   | 1-4     |
| Equal Number of Hits               | 1-1 | 1-0     |
| February                           | -   | 5-3     |
| March                              | 1-2 | 6-3     |
| April                              | -   | -       |
| May                                | -   | -       |
| June                               | -   | -       |
| Monday                             | -   | -       |
| Tuesday                            | -   | 3-0     |
| Wednesday                          | -   | 2-0     |
| Thursday                           | -   | -       |
| Friday                             | 1-0 | 4-0     |
| Saturday                           | 0-1 | 2-4     |
| Sunday                             | 0-1 | 0-2     |
| One-Run Games                      | 1-1 | 4-1     |
| Two-Run Games                      | -   | -       |
| Three-Run Games                    | 0-1 | 2-1     |
| Four+ Run Games                    | -   | 5-4     |
| Leading After 6                    | 1-0 | 10-0    |
| Trailing After 6                   | 0-1 | 0-4     |
| Tied After 6                       | 0-1 | 1-2     |
| Leading After 7                    | -   | 9-1     |
| Trailing After 7                   | 0-1 | 0-4     |
| Tied After 7                       | 1-1 | 2-1     |
| Leading After 8                    | 0-1 | 8-1     |
| Trailing After 8                   | 0-1 | 0-5     |
| Tied After 8                       | 1-0 | 3-0     |
| Shutouts                           | -   | 1-1     |
| Extra Innings                      | 1-0 | 3-0     |
| Score 0-5 Runs                     | 1-1 | 3-4     |
| Score 6+ Runs                      | 0-1 | 8-1     |
| Allow 0-5 Runs                     | 1-0 | 9-1     |
| Allow 6+ Runs                      | 0-2 | 2-5     |
| Commit 0 Errors                    | 1-0 | 6-1     |
| Commit 1 Error                     | 0-1 | 3-2     |
| Commit 2+ Errors                   | 0-1 | 2-3     |

**HALL OF FAME COACH**

- **Danny Hall** is in his 26th season at Georgia Tech and his 32nd overall as a head coach in 2019. He is the winningest baseball coach in Tech history with 1,029 wins.
- Hall, who won his 1,200th career game on February 24 versus Dartmouth and his 1,000th win at Georgia Tech on March 20, versus nationally ranked Auburn, stands seventh among active Division I coaches in career victories entering the 2018 season.
- In his 40 years of college baseball – both as an assistant and head coach – Hall has been part of over 1,600 victories and seven trips to the College World Series.
- Hall has led Tech to the NCAA Tournament on 20 occasions and guided the Yellow Jackets to the NCAA College World Series in 1994, 2002 and 2006 -- the program's only three berths.


**WINNINGEST ACTIVE DIVISION I  
BASEBALL COACHES  
ENTERING 2019 SEASON**







1. Mike Martin, Florida State . . . . . 1,987
2. Mike Fox, North Carolina . . . . . 1,429
3. Paul Mainieri, LSU . . . . . 1,415
4. John Anderson, Minnesota . . . . . 1,288
5. Keith Guttin, Missouri St. . . . . 1,259
6. **DANNY HALL, Georgia Tech. . . 1,227**
7. Gary Gilmore, Coastal Carolina . . 1,180
8. Tony Robichaux, La.-Lafayette. . . 1,149
9. Mike Sansing, Kennesaw St. . . . . 1,092
10. Elliott Avent, NC State . . . . . 1,057
11. Brian Shoop, UAB. . . . . 1,027
12. Bill Brown, George Mason. . . . . 1,026
13. Dave Van Horn, Arkansas . . . . . 1,014
14. Rich Hill, San Diego . . . . . 1,002

**HALL BY THE NUMBERS**

|       |   |
|-------|---|
| 1,237 | career wins as a head coach                                   |
| 1,029 | wins at Georgia Tech  |
| 134   | total draft picks coached at Tech                             |
| 114   | all-ACC honors  |
| 94    | all-American selections by 35 GT players                      |
| 52    | Tech's school record for wins set in 2002                     |
| 23    | freshman all-Americans  |
| 20    | NCAA Regional appearances at Tech                             |
| 13    | Academic all-America honors by GT players                     |
| 13    | top-two ACC offensive finishes                                |
| 7     | Yellow Jackets drafted in the first round                     |
| 6     | NCAA Super Regional appearances at Tech                       |
| 5     | ACC tournament titles (2000, 2003, 2005, 2012, 2014)          |
| 5     | ACC regular season titles (1997, 2000, 2004, 2005, 2011)      |
| 3     | College World Series appearances (only three in Tech history) |

**HALL'S COACHING TREE**

## HEAD COACHES

-  Scott Stricklin - Georgia Tech Assistant 2002-04  
Kent State player 1991-93
-  Josh Holliday - Georgia Tech Assistant 2005-07
-  Greg Beals - Kent State player 1989-91
-  Bobby Moranda - Georgia Tech Assistant 2002-07
-  Mike Trapasso - Georgia Tech Assistant 1995-01
-  Eddie Uschold - Kent State Assistant

## ASSISTANT COACHES

-  Wally Crancer - Georgia Tech player 2006-07





GAME HIGHS

|               |    |                                    |
|---------------|----|------------------------------------|
| TEAM BATTING  |    |                                    |
| At bats:      | 42 | at Kennesaw State (Mar 05, 2019)   |
| Runs scored:  | 12 | vs Northwestern (Mar 01, 2019)     |
| Hits:         | 16 | vs Northwestern (Mar 01, 2019)     |
| RBIs:         | 12 | vs Northwestern (Mar 01, 2019)     |
| Doubles:      | 5  | at Miami (FL) (Mar 09, 2019)       |
| triples:      | 1  | vs Richmond (Feb 16, 2019)         |
|               | 1  | vs Northwestern (Mar 01, 2019)     |
|               | 1  | vs Northwestern (Mar 02, 2019)     |
| Home runs:    | 3  | vs Illinois-Chicago (Feb 15, 2019) |
|               | 3  | at Miami (FL) (Mar 08, 2019)       |
| Total bases:  | 28 | vs Northwestern (Mar 01, 2019)     |
| Walks:        | 8  | at Georgia State (Feb 27, 2019)    |
| Strikeouts:   | 12 | vs Northwestern (Mar 02, 2019)     |
| Sac hits:     | 2  | at Miami (FL) (Mar 08, 2019)       |
| Sac flies:    | 1  | (4 games)                          |
| Stolen bases: | 4  | vs Georgia State (Feb 26, 2019)    |
| Hit by pitch: | 3  | vs Northwestern (Mar 01, 2019)     |
| Runners LOB:  | 14 | vs Georgia Southern (Mar 12, 2019) |
| Hit into DP:  | 3  | at Miami (FL) (Mar 10, 2019)       |

|               |    |                                    |
|---------------|----|------------------------------------|
| TEAM FIELDING |    |                                    |
| Putouts:      | 33 | vs West Virginia (Feb 16, 2019)    |
|               | 33 | vs UCLA (Feb 22, 2019)             |
| Assists:      | 17 | vs Georgia Southern (Mar 12, 2019) |
| Errors:       | 5  | vs West Virginia (Feb 16, 2019)    |
| Passed balls: | 1  | vs Richmond (Feb 16, 2019)         |
|               | 1  | vs UCLA (Feb 24, 2019)             |
| DPs turned:   | 2  | vs Northwestern (Mar 01, 2019)     |
|               | 2  | vs Northwestern (Mar 02, 2019)     |
|               | 2  | vs Georgia Southern (Mar 12, 2019) |

|                  |      |                                    |
|------------------|------|------------------------------------|
| TEAM PITCHING    |      |                                    |
| Innings pitched: | 11.0 | vs West Virginia (Feb 16, 2019)    |
|                  | 11.0 | vs UCLA (Feb 22, 2019)             |
| Runs allowed:    | 9    | at Miami (FL) (Mar 10, 2019)       |
| Earned runs:     | 8    | vs UCLA (Feb 23, 2019)             |
|                  | 8    | at Miami (FL) (Mar 10, 2019)       |
| Walks allowed:   | 6    | vs Richmond (Feb 16, 2019)         |
|                  | 6    | vs Georgia Southern (Mar 12, 2019) |
| Strikeouts:      | 18   | vs West Virginia (Feb 16, 2019)    |
| Hits allowed:    | 13   | vs Richmond (Feb 16, 2019)         |
|                  | 13   | vs UCLA (Feb 23, 2019)             |
|                  | 13   | vs Georgia Southern (Mar 12, 2019) |
| Doubles allowed: | 4    | vs UCLA (Feb 23, 2019)             |
|                  | 4    | at Miami (FL) (Mar 08, 2019)       |
| triples allowed: | 1    | at Miami (FL) (Mar 10, 2019)       |
| Homers allowed:  | 3    | at Miami (FL) (Mar 09, 2019)       |
| Wild pitches:    | 4    | at Kennesaw State (Mar 05, 2019)   |
| Hit batters:     | 3    | vs UCLA (Feb 24, 2019)             |
|                  | 3    | at Miami (FL) (Mar 08, 2019)       |

|                    |    |   |
|--------------------|----|---|
| INDIVIDUAL BATTING |    |   |
| At bats:           | 6  | Chase Murray at Georgia State (Feb 27, 2019)        |
| Runs scored:       | 4  | Kyle McCann vs Northwestern (Mar 02, 2019)          |
| Hits:              | 4  | Michael Guldborg vs Georgia Southern (Mar 12, 2019) |
| RBIs:              | 7  | Kyle McCann vs Northwestern (Mar 01, 2019)          |
| Doubles:           | 2  | Colin Hall vs West Virginia (Feb 16, 2019)          |
|                    | 2  | Tristin English vs Georgia Southern (Mar 12, 2019)  |
| triples:           | 1  | Austin Wilhite vs Richmond (Feb 16, 2019)           |
|                    | 1  | Oscar Serratos vs Northwestern (Mar 01, 2019)       |
|                    | 1  | Tristin English vs Northwestern (Mar 02, 2019)      |
| Home runs:         | 2  | Kyle McCann vs Northwestern (Mar 01, 2019)          |
|                    | 2  | Kyle McCann vs Kennesaw State (Mar 06, 2019)        |
|                    | 2  | Tristin English at Miami (FL) (Mar 08, 2019)        |
| Total bases:       | 10 | Kyle McCann vs Northwestern (Mar 01, 2019)          |
| Walks:             | 3  | Luke Waddell vs Northwestern (Mar 02, 2019)         |
|                    | 3  | Kyle McCann vs Georgia Southern (Mar 12, 2019)      |
| Strikeouts:        | 3  | (4 games)   |
| Sac hits:          | 1  | (10 games)  |
| Sac flies:         | 1  | (4 games)   |
| Stolen bases:      | 1  | (17 games)  |
| Hit by pitch:      | 2  | Tristin English vs Northwestern (Mar 01, 2019)      |
| Runners LOB:       | 8  | Colin Hall vs Georgia Southern (Mar 12, 2019)       |

|                     |    |   |
|---------------------|----|---|
| INDIVIDUAL FIELDING |    |   |
| Putouts:            | 17 | Kyle McCann vs West Virginia (Feb 16, 2019)     |
| Assists:            | 6  | Oscar Serratos vs West Virginia (Feb 16, 2019)  |
|                     | 6  | Austin Wilhite vs UCLA (Feb 22, 2019)           |
|                     | 6  | Luke Waddell vs Georgia Southern (Mar 12, 2019) |
| Errors:             | 4  | Oscar Serratos vs West Virginia (Feb 16, 2019)  |
| Passed balls:       | 1  | Jamie Taylor vs Richmond (Feb 16, 2019)         |
|                     | 1  | Kyle McCann vs UCLA (Feb 24, 2019)              |

|                     |     |  |
|---------------------|-----|--|
| INDIVIDUAL PITCHING |     |  |
| Innings pitched:    | 7.0 | Connor Thomas vs West Virginia (Feb 16, 2019)      |
|                     | 7.0 | Connor Thomas vs Northwestern (Mar 02, 2019)       |
|                     | 7.0 | Brant Hurter vs Northwestern (Mar 02, 2019)        |
| Runs allowed:       | 7   | Brant Hurter at Miami (FL) (Mar 10, 2019)          |
| Earned runs:        | 6   | Connor Thomas vs UCLA (Feb 23, 2019)               |
|                     | 6   | Brant Hurter at Miami (FL) (Mar 10, 2019)          |
| Walks allowed:      | 3   | Roedig, C vs Richmond (Feb 16, 2019)               |
|                     | 3   | Xzavion Curry vs UCLA (Feb 22, 2019)               |
|                     | 3   | Jonathan Hughes vs Georgia Southern (Mar 12, 2019) |
| Strikeouts:         | 13  | Brant Hurter vs Northwestern (Mar 02, 2019)        |
| Hits allowed:       | 9   | Connor Thomas vs UCLA (Feb 23, 2019)               |
| Doubles allowed:    | 3   | Connor Thomas vs UCLA (Feb 23, 2019)               |
|                     | 3   | Connor Thomas vs Northwestern (Mar 02, 2019)       |
| triples allowed:    | 1   | Brant Hurter at Miami (FL) (Mar 10, 2019)          |
| Homers allowed:     | 2   | Amos Willingham vs Richmond (Feb 16, 2019)         |
|                     | 2   | Keyton Gibson at Miami (FL) (Mar 09, 2019)         |
| Wild pitches:       | 3   | Micah Carpenter at Kennesaw State (Mar 05, 2019)   |
| Hit batters:        | 2   | Xzavion Curry at Miami (FL) (Mar 08, 2019)         |

SERIES BY SERIES STATS

|                |     |      |    |    |    |    |    |     |    |    |    |  |  |
|----------------|-----|------|----|----|----|----|----|-----|----|----|----|--|--|
| HITTING        |     |      |    |    |    |    |    |     |    |    |    |  |  |
|                | W-L | Avg. | R  | H  | 2B | 3B | HR | RBI | BB | K  | SB |  |  |
| ATL Challenge  | 2-1 | .238 | 12 | 25 | 4  | 1  | 4  | 10  | 15 | 15 | 2  |  |  |
| UCLA           | 1-2 | .158 | 6  | 15 | 4  | 0  | 2  | 24  | 12 | 28 | 1  |  |  |
| Georgia State  | 2-0 | .307 | 17 | 23 | 2  | 0  | 2  | 16  | 14 | 15 | 6  |  |  |
| Northwestern   | 2-1 | .308 | 22 | 32 | 6  | 2  | 3  | 20  | 10 | 22 | 1  |  |  |
| Kennesaw State | 2-0 | .333 | 19 | 25 | 2  | 0  | 3  | 17  | 11 | 12 | 4  |  |  |
| Miami (Fla.)   | 1-2 | .306 | 16 | 33 | 7  | 0  | 4  | 15  | 14 | 25 | 2  |  |  |
| Ga. Southern   | 1-0 | .378 | 7  | 14 | 4  | 0  | 0  | 6   | 6  | 4  | 1  |  |  |

|                |     |      |      |    |    |    |    |    |      |      |  |  |  |
|----------------|-----|------|------|----|----|----|----|----|------|------|--|--|--|
| PITCHING       |     |      |      |    |    |    |    |    |      |      |  |  |  |
|                | W-L | ERA  | IP   | H  | R  | ER | BB | K  | Opp. | Avg. |  |  |  |
| ATL Challenge  | 2-1 | 3.41 | 29.0 | 25 | 14 | 11 | 9  | 39 |      | .221 |  |  |  |
| UCLA           | 1-2 | 4.03 | 29.0 | 34 | 17 | 13 | 10 | 26 |      | .301 |  |  |  |
| Georgia State  | 2-0 | 1.50 | 18.0 | 12 | 3  | 3  | 2  | 16 |      | .188 |  |  |  |
| Northwestern   | 2-1 | 2.67 | 27.0 | 22 | 8  | 8  | 7  | 30 |      | .216 |  |  |  |
| Kennesaw State | 2-0 | 4.00 | 18.0 | 17 | 8  | 8  | 7  | 24 |      | .250 |  |  |  |
| Miami (Fla.)   | 1-2 | 6.08 | 26.2 | 30 | 19 | 18 | 7  | 29 |      | .270 |  |  |  |
| Ga. Southern   | 1-0 | 4.00 | 9.0  | 13 | 6  | 4  | 6  | 3  |      | .361 |  |  |  |

MONTH-BY-MONTH

|                                       |           |         |           |          |            |  |
|---------------------------------------|-----------|---------|-----------|----------|------------|--|
| UNDER COACH DANNY HALL (1994-present) |           |         |           |          |            |  |
| Year                                  | Jan./Feb. | Mar.    | Apr.      | May/June | Final      |  |
| 1994                                  | 6-2       | 15-2    | 13-6      | 16-7     | 50-17      |  |
| 1995                                  | 7-3       | 11-6    | 13-6      | 7-7      | 38-22      |  |
| 1996                                  | 4-6       | 15-3    | 11-8      | 10-7     | 40-24      |  |
| 1997                                  | 9-0       | 18-2    | 9-8       | 10-5     | 46-15      |  |
| 1998                                  | 8-4       | 13-5    | 11-8      | 9-5      | 41-22      |  |
| 1999                                  | 8-4       | 15-2    | 8-9       | 7-5      | 38-20      |  |
| 2000                                  | 8-3       | 13-5    | 16-3      | 13-5     | 50-16      |  |
| 2001                                  | 10-1      | 12-6    | 11-7      | 8-6      | 41-20      |  |
| 2002                                  | 8-1       | 14-3    | 14-5      | 16-7     | 52-16      |  |
| 2003                                  | 7-0       | 14-5    | 11-6      | 12-7     | 44-18      |  |
| 2004                                  | 6-3       | 10-8    | 9-6       | 19-4     | 44-21      |  |
| 2005                                  | 7-2       | 14-3    | 10-7      | 14-7     | 45-19      |  |
| 2006                                  | 10-0      | 12-4    | 11-8      | 17-6     | 50-18      |  |
| 2007                                  | 6-5       | 12-6    | 9-6       | 5-8      | 32-25      |  |
| 2008                                  | 5-1       | 17-4    | 9-8       | 10-8     | 41-21      |  |
| 2009                                  | 6-1       | 12-3    | 10-7-1    | 10-8     | 38-19-1    |  |
| 2010                                  | 7-1       | 15-2    | 13-5      | 12-7     | 47-15      |  |
| 2011                                  | 5-3       | 16-2    | 10-8      | 11-8     | 42-21      |  |
| 2012                                  | 7-2       | 11-8    | 8-9       | 12-7     | 38-26      |  |
| 2013                                  | 8-1       | 13-5    | 7-10      | 9-11     | 37-27      |  |
| 2014                                  | 5-4       | 10-9    | 11-6      | 11-8     | 37-27      |  |
| 2015                                  | 7-3       | 11-7    | 8-7       | 6-6      | 32-23      |  |
| 2016                                  | 7-0       | 12-5    | 10-9      | 9-11     | 38-25      |  |
| 2017                                  | 7-1       | 7-9     | 7-11      | 6-7      | 27-28      |  |
| 2018                                  | 6-2       | 10-9    | 8-10      | 7-6      | 31-27      |  |
| 2019                                  | 5-3       | 6-3     |           |          | 3-3        |  |
| TOTALS                                | 179-56    |         | 257-183-1 |          | 1024-535-1 |  |
|                                       |           | 328-126 |           | 266-173  |            |  |

GAME-WINNING PLAYS

Game-winning plays are ones that give Tech the lead or break a tie en route to win

|                  |                                   |      |       |
|------------------|-----------------------------------|------|-------|
| Game             | Play                              | Inn. | Final |
| Illinois-Chicago | Kyle McCann home run              | 3    | 6-3   |
| West Virginia    | Nick Wilhite bases-loaded single# | 11   | 5-4   |
| UCLA             | Kyle McCann solo home run#        | 11   | 4-3   |
| Georgia State    | Oscar Serratos single left side   | 1    | 7-3   |
| Georgia State    | Oscar Serratos single left side   | 3    | 10-0  |
| Northwestern     | Chase Murray RBI single           | 2    | 12-1  |
| Northwestern     | Austin Wilhite 2-RBI single       | 4    | 9-2   |
| Kennesaw State   | Nick Wilhite RBI single           | 2    | 10-7  |
| Kennesaw State   | Kyle McCann 2-run homer           | 1    | 9-1   |
| Miami            | Kyle McCann one-run homer         | 10   | 5-4   |
| Georgia Southern | Michael Guldborg 2-RBI double     | 7th  | 7-6   |
| # – walk-off win |                                   |      |       |

|                          |      |        |
|--------------------------|------|--------|
| GAME WINNING RBI LEADERS | 2019 | CAREER |
| Kyle McCann              | 5    | 10     |
| Tristin English          | -    | 8      |
| Austin Wilhite           | 2    | 7      |
| Colin Hall               | -    | 5      |
| Chase Murray             | 1    | 5      |
| Nick Wilhite             | 2    | 5      |
| Michael Guldborg         | 2    | 3      |
| Oscar Serratos           | 2    | 2      |
| Baron Radcliff           | -    | 1      |

|                           |      |        |
|---------------------------|------|--------|
| GAME WINNING RUNS LEADERS | 2019 | CAREER |
| Tristin English           | -    | 10     |
| Kyle McCann               | 5    | 9      |
| Oscar Serratos            | 2    | 6      |
| Austin Wilhite            | 1    | 5      |
| Carter Hall               | -    | 4      |
| Chase Murray              | 1    | 4      |
| Colin Hall                | -    | 3      |
| Michael Guldborg          | 1    | 2      |
| Luke Waddell              | -    | 1      |
| Nick Wilhite              | 2    | 2      |

**2019 #FUTUREJACKETS**

|                      |                           |
|----------------------|---------------------------|
| Jackson Finley, RHP  | Pacific Palisades, Calif. |
| Jadyn Jackson, INF   | Sugar Hill, Ga.           |
| Andrew Compton, INF  | Berkeley Heights, N.J.    |
| Harrison Thiel, INF  | Parrish, Fla.             |
| Jacob Gooch, C       | Cartersville, Ga.         |
| Tres Gonzalez, OF    | Sandy Springs, Ga.        |
| Zachary Maxwell, RHP | Acworth, Ga.              |
| Brody Westbrook, RHP | Cumming, Ga.              |
| Dalton Smith, LHP    | Valdosta, Fla.            |
| Jake Holland, C      | Clermont, Fla.            |
| Evan Boyle, LHP      | McDonough, Ga.            |
| Jackson Arnold, RHP  | Auburn, Ala.              |

**2019 MLB #PROJACKETS**

|                      |           |
|----------------------|-----------|
| Charlie Blackmon, OF | Rockies   |
| Buck Farmer, RHP     | Tigers    |
| Deck McGuire, RHP    | Blue Jays |
| Daniel Palka, OF     | White Sox |



Blackmon



Dietrich



Farmer



Palka

**YELLOW JACKETS BIG INNINGS***\* FOUR OR MORE RUNS*

| DATE | OPPONENT      | INN. | BATTERS | R | H | E | GT RESULT |
|------|---------------|------|---------|---|---|---|-----------|
| 2/15 | UIC           | 3rd  | 7       | 4 | 4 | 0 | W, 6-3    |
| 2/27 | Georgia State | 3rd  | 9       | 4 | 4 | 0 | W, 10-0   |
| 3/1  | Northwestern  | 4th  | 11      | 5 | 4 | 0 |           |
|      |               | 5th  | 10      | 5 | 5 | 0 | W, 12-1   |

RECORD WITH A BIG INNING: 3-0

**OPPONENT BIG INNINGS***\* FOUR OR MORE RUNS*

| DATE | OPPONENT     | INN. | BATTERS | R | H | E | GT RESULT |
|------|--------------|------|---------|---|---|---|-----------|
| 2/16 | Richmond     | 5th  | 7       | 4 | 3 | 0 | L, 7-1    |
| 2/23 | No. 3 UCLA   | 3rd  | 7       | 4 | 4 | 0 | L, 8-2    |
| 3/2  | Northwestern | 8th  | 9       | 5 | 5 | 0 | L, 5-1    |

RECORD WHEN ALLOWING A BIG INNING: 0-3

**GAMES STARTED** (POSITION PLAYERS)

| Player           | 2019 | CAREER | CURRENT STREAK |
|------------------|------|--------|----------------|
| Tristin English  | 17   | 129    | 28             |
| Austin Wilhite   | 15   | 122    | -              |
| Chase Murray     | 15   | 114    | -              |
| Kyle McCann      | 17   | 104    | 57             |
| Colin Hall       | 17   | 68     | 34             |
| Nick Wilhite     | 17   | 62     | 22             |
| Oscar Serratos   | 17   | 48     | 30             |
| Luke Waddell     | 13   | 44     | 9              |
| Carter Hall      | -    | 23     | -              |
| Baron Radcliff   | 3    | 19     | 2              |
| Michael Guldborg | 16   | 25     | 16             |
| Jackson Webb     | 5    | 5      | 1              |
| Xzavion Curry    | -    | 1      | -              |

**STREAKS** (POSITION PLAYERS)

| PLAYER            | HITTING |         | ON-BASE |         |
|-------------------|---------|---------|---------|---------|
|                   | CURRENT | LONGEST | CURRENT | LONGEST |
| Charlie Benson    | -       | -       | -       | 1       |
| Xzavion Curry     | -       | 2       | -       | 2       |
| Tristin English   | 4       | 9       | 7       | 9       |
| Michael Guldborg  | 2       | 6*      | 2       | 8*      |
| Carter Hall       | -       | 4       | -       | 11      |
| Colin Hall        | 5       | 10*     | 5       | 22*     |
| Kyle McCann       | 6       | 10*     | 6       | 16      |
| Chase Murray      | 4       | 10      | 4       | 17      |
| Cole Neuber       | -       | 1       | -       | 2       |
| Baron Radcliff    | 2       | 4       | 3       | 4       |
| Paxton Rigby      | -       | 1       | -       | 2       |
| Oscar Serratos    | 4       | 8       | 4       | 9       |
| Jamie Taylor      | -       | 2       | -       | 2       |
| Cameron Turley    | -       | 1       | 1       | 1       |
| Luke Waddell      | -       | 9*      | -       | 10*     |
| Jackson Webb      | 6       | 6*      | 7       | 6*      |
| Austin Wilhite    | -       | 7       | 1       | 11      |
| Nick Wilhite      | 2       | 6*      | 3       | 6*      |
| Billy Zimmershine | -       | -       | -       | 1       |

\*Longest is career long

**PINCH HITTING BREAKDOWN**

| PLAYER            | AVG. | AB-H-RBI | 2B-3B-HR | BB-HBP-SO |
|-------------------|------|----------|----------|-----------|
| Michael Guldborg  | .000 | 0-0-0    | 0-0-0    | 1-0-0     |
| Cole Neuber       | .000 | 2-0-0    | 0-0-0    | 3-0-0     |
| Baron Radcliff    | .000 | 2-0-0    | 0-0-0    | 3-0-2     |
| Paxton Rigby      | .333 | 4-1-0    | 0-0-0    | 0-0-0     |
| Charlie Benson    | .000 | 0-0-0    | 0-0-0    | 0-1-0     |
| Ryan Miller       | .000 | 2-0-0    | 0-0-0    | 0-0-1     |
| Billy Zimmershine | .000 | 0-0-0    | 0-0-0    | 1-0-0     |

**CAREER HOME RUNS**

\* – Leadoff ITP – Inside-the-Park GS – Grand Slam

| TRISTIN ENGLISH   | Opponent            | On Base      | Inning | Outs | Count | Score | Final   |
|-------------------|---------------------|--------------|--------|------|-------|-------|---------|
| 1. April 17, 2016 | NC State            | 0 . . .      | 5      | 2    | 2-1   | 4-5   | W, 14-7 |
| 2. April 23, 2016 | at Clemson          | . . . 2 .    | 1      | 1    | 0-0   | 1-0   | W, 16-1 |
| 3. April 23, 2016 | at Clemson          | 0 . . .      | 5      | 1    | 1-1   | 11-1  | W, 16-1 |
| 4. May 24, 2016   | vs. Boston College  | . . 1 . .    | 9      | 1    | 1-1   | 4-0   | W, 6-0  |
| 5. June 4, 2016   | vs. Bethune-Cookman | . . . 2 .    | 9      | 0    | 1-1   | 8-3   | W, 12-3 |
| 6. Feb. 17, 2018  | Bradley             | . . 1 . .    | 3      | 0    | 0-0   | 3-3   | L, 7-10 |
| 7. Feb. 24, 2018  | Dartmouth (2)       | 0 . . .      | 5      | 1    | 0-1   | 4-5   | W, 11-5 |
| 8. Mar. 7, 2018   | at Georgia State    | . . 1 . .    | 1      | 2    | 2-2   | 0-0   | W, 12-6 |
| 9. Mar. 16, 2018  | Virginia Tech       | . . . . 3 GS | 7      | 2    | 1-2   | 11-7  | W, 16-9 |
| 10. Mar. 30, 2018 | Miami               | . . 1 . .    | 1      | 2    | 0-1   | 0-0   | W, 6-1  |
| 11. May 18, 2018  | Duke                | . . . 2 .    | 6      | 1    | 1-0   | 17-5  | W, 20-7 |
| 12. Feb. 27, 2019 | Georgia State       | . . 1 . .    | 4      | 0    | 2-0   | 4-0   | W, 10-0 |
| 13. Mar. 14, 2019 | Miami               | . . 1 . .    | 3      | 0    | 1-1   | 1-0   | W, 5-4  |
| 14. Mar. 14, 2019 | Miami               | 0 . . .      | 5      | 0    | 2-2   | 3-3   | W, 5-4  |
| 15. Mar. 16, 2019 | Miami               | . . 1 . .    | 1      | 1    | 0-0   | 0-0   | L, 6-5  |

| MICHAEL GULDBERG | Opponent  | On Base   | Inning | Outs | Count | Score | Final   |
|------------------|-----------|-----------|--------|------|-------|-------|---------|
| 1. Feb. 23, 2018 | Dartmouth | . . . 2 . | 8      | 1    | 3-1   | 7-0   | W, 10-0 |
| 2. Mar. 20, 2018 | Auburn    | . . . 2 . | 4      | 1    | 0-0   | 3-0   | W, 6-4  |

| CARTER HALL       | Opponent         | On Base   | Inning | Outs | Count | Score | Final   |
|-------------------|------------------|-----------|--------|------|-------|-------|---------|
| 1. April 23, 2016 | at Clemson       | . . 1 . . | 8      | 1    | 2-1   | 14-1  | W, 16-1 |
| 2. Mar. 21, 2017  | Auburn           | . . 1 . . | 7      | 1    | 0-1   | 2-7   | L, 4-7  |
| 3. Mar. 2, 2018   | UIC              | . . . 2 . | 4      | 1    | 2-2   | 2-0   | W, 5-0  |
| 4. Mar. 7, 2018   | at Georgia State | . . 1 . . | 5      | 0    | 0-0   | 7-2   | W, 12-6 |

| COLIN HALL        | Opponent    | On Base   | Inning | Outs | Count | Score | Final   |
|-------------------|-------------|-----------|--------|------|-------|-------|---------|
| 1. April 28, 2018 | Wake Forest | * 0 . . . | 3      | 0    | 0-1   | 1-0   | W, 5-1  |
| 2. May 18, 2018   | Duke        | . . . 2 . | 3      | 2    | 1-0   | 2-3   | W, 20-7 |

| KYLE MCCANN        | Opponent             | On Base      | Inning | Outs | Count | Score | Final       |
|--------------------|----------------------|--------------|--------|------|-------|-------|-------------|
| 1. Feb. 24, 2017   | Youngstown State     | * 0 . . .    | 8      | 0    | 3-1   | 14-6  | W, 15-6     |
| 2. Feb. 25, 2017   | Youngstown State     | . . 1 . .    | 6      | 1    | 1-2   | 10-6  | W, 14-6     |
| 3. Mar. 19, 2017   | North Carolina       | . . 1 . .    | 3      | 1    | 0-0   | 1-0   | L, 4-7      |
| 4. April 4, 2017   | at Auburn            | . . 1 . .    | 5      | 0    | 1-2   | 7-8   | W, 11-8     |
| 5. April 21, 2017  | at Virginia Tech (1) | * 0 . . .    | 7      | 0    | 2-2   | 2-1   | W, 13-3     |
| 6. April 21, 2017  | at Virginia Tech (2) | 0 . . .      | 2      | 1    | 1-1   | 2-0   | L, 4-8      |
| 7. April 25, 2017  | Georgia              | * 0 . . .    | 5      | 0    | 1-0   | 1-4   | L, 5-7      |
| 8. May 14, 2017    | at Duke              | * 0 . . .    | 7      | 0    | 0-1   | 1-1   | W, 5-3      |
| 9. May 19, 2017    | Virginia             | * 0 . . .    | 2      | 0    | 3-1   | 0-9   | L, 3-16     |
| 10. Feb. 24, 2018  | Dartmouth (2)        | 0 . . .      | 3      | 2    | 2-2   | 2-4   | W, 11-5     |
| 11. Feb. 24, 2018  | Dartmouth (2)        | 0 . . .      | 5      | 1    | 1-0   | 5-5   | W, 11-5     |
| 12. Feb. 24, 2018  | Dartmouth (2)        | . . 1 . .    | 6      | 2    | 3-1   | 8-5   | W, 11-5     |
| 13. Feb. 27, 2018  | Arkansas-Pine Bluff  | . . 1 . .    | 7      | 0    | 3-1   | 4-0   | W, 8-0      |
| 14. Mar. 10, 2018  | at Clemson (2)       | . . 1 . .    | 4      | 2    | 2-2   | 0-9   | L, 2-13     |
| 15. Mar. 18, 2018  | Virginia Tech        | . . 1 . .    | 2      | 0    | 0-0   | 5-1   | W, 10-6     |
| 16. Mar. 24, 2018  | at NC State          | 0 . . .      | 9      | 2    | 0-2   | 5-9   | L, 6-9      |
| 17. April 10, 2018 | at Mercer            | . . . . 3 GS | 5      | 0    | 0-0   | 0-4   | W, 16-8     |
| 18. April 10, 2018 | at Mercer            | 0 . . .      | 7      | 1    | 2-2   | 9-5   | W, 16-8     |
| 19. April 13, 2018 | at Pittsburgh        | . . . . 3 GS | 9      | 1    | 3-1   | 3-3   | W, 7-3      |
| 20. April 18, 2018 | Kennesaw State       | . . . . 3 GS | 2      | 2    | 1-2   | 2-3   | W, 17-7     |
| 21. April 18, 2018 | Kennesaw State       | . . . 2 .    | 5      | 2    | 0-1   | 10-4  | W, 17-7     |
| 22. April 21, 2018 | at North Carolina    | * 0 . . .    | 7      | 0    | 2-1   | 5-2   | L, 8-9      |
| 23. April 28, 2018 | Wake Forest          | . . 1 . .    | 7      | 1    | 2-1   | 3-1   | W, 5-1      |
| 24. May 18, 2018   | Duke                 | * 0 . . .    | 5      | 0    | 1-2   | 5-4   | W, 20-7     |
| 25. Feb. 15, 2019  | Illinois-Chicago     | 0 . . .      | 3      | 1    | 2-2   | 0-0   | W, 6-3      |
| 26. Feb. 16, 2019  | West Virginia        | . . 1 . .    | 1      | 2    | 2-0   | 0-0   | W, 5-4 (11) |
| 27. Feb. 22, 2019  | No. 3 UCLA           | * 0 . . .    | 11     | 0    | 1-1   | 3-3   | W, 4-3 (11) |
| 28. March 1, 2019  | Northwestern         | 0 . . .      | 3      | 1    | 2-2   | 1-0   | W, 12-1     |
| 29. March 1, 2019  | Northwestern         | . . . . 3 GS | 4      | 2    | 1-1   | 2-0   | W, 12-1     |
| 30. March 2, 2019  | Northwestern (1)     | 0 . . .      | 5      | 1    | 1-0   | 3-2   | W, 9-2      |
| 31. March 5, 2019  | Kennesaw State       | . . 1 . .    | 3      | 1    | 3-0   | 1-0   | W, 10-7     |

**CAREER HOME RUNS**

\* – Leadoff ITP – Inside-the-Park GS – Grand Slam

|                   |                |         |    |   |     |     |        |
|-------------------|----------------|---------|----|---|-----|-----|--------|
| 32. March 6, 2019 | Kennesaw State | . 1 . . | 1  | 2 | 3-2 | 0-0 | W, 9-1 |
| 33. March 6, 2019 | Kennesaw State | . 1 . . | 7  | 1 | 2-2 | 6-0 | W, 9-1 |
| 34. March 8, 2019 | Miami          | 0 . . . | 10 | 0 | 0-2 | 4-4 | W, 5-4 |

| CHASE MURRAY      | Opponent          | On Base   | Inning | Outs | Count | Score | Final   |
|-------------------|-------------------|-----------|--------|------|-------|-------|---------|
| 1. Feb. 24, 2017  | Youngstown State  | . . 2 .   | 2      | 2    | 1-1   | 8-0   | W, 15-6 |
| 2. Mar. 12, 2017  | at Miami          | . 1 . .   | 8      | 0    | 0-0   | 4-13  | L, 7-17 |
| 3. Feb. 24, 2018  | Dartmouth (1)     | 0 . . .   | 1      | 1    | 1-0   | 0-0   | W, 12-9 |
| 4. Feb. 24, 2018  | Dartmouth (1)     | . . 2 .   | 2      | 2    | 0-0   | 3-2   | W, 12-9 |
| 5. April 13, 2018 | at Pittsburgh     | * 0 . . . | 8      | 0    | 0-0   | 1-3   | W, 7-3  |
| 6. April 21, 2018 | at North Carolina | . 1 . .   | 4      | 0    | 2-0   | 0-2   | L, 8-9  |
| 7. April 28, 2018 | Wake Forest       | * 0 . . . | 2      | 0    | 0-0   | 0-0   | W, 5-1  |
| 8. May 5, 2018    | Radford           | 0 . . .   | 8      | 1    | 0-2   | 7-8   | W, 11-8 |
| 9. Feb. 15, 2019  | Illinois-Chicago  | . 1 . .   | 3      | 1    | 0-1   | 1-0   | W, 6-3  |

| BARON RADCLIFF    | Opponent       | On Base | Inning | Outs | Count | Score | Final   |
|-------------------|----------------|---------|--------|------|-------|-------|---------|
| 1. Mar. 4, 2018   | UIC            | 0 . . . | 9      | 2    | 2-2   | 4-12  | L, 5-12 |
| 2. Mar. 31, 2018  | Miami          | . . 2 . | 8      | 2    | 0-2   | 8-4   | W, 13-4 |
| 3. April 18, 2018 | Kennesaw State | . 1 . . | 8      | 0    | 0-1   | 15-7  | W, 17-7 |
| 4. May 5, 2018    | Radford        | . . 2 . | 10     | 2    | 1-1   | 8-8   | W, 11-8 |

| OSCAR SERRATOS   | Opponent         | On Base   | Inning | Outs | Count | Score | Final   |
|------------------|------------------|-----------|--------|------|-------|-------|---------|
| 1. Mar. 21, 2018 | Mercer           | * 0 . . . | 3      | 0    | 3-2   | 0-3   | L, 2-6  |
| 2. April 8, 2018 | Florida State    | 0 . . .   | 6      | 2    | 3-2   | 9-1   | W, 16-3 |
| 3. May 5, 2018   | Radford          | 0 . . .   | 3      | 2    | 0-1   | 3-2   | W, 11-8 |
| 4. Feb. 15, 2019 | Illinois-Chicago | 0 . . .   | 3      | 1    | 1-0   | 3-0   | W, 6-3  |
| 5. Feb. 27, 2019 | Georgia State    | 0 . . .   | 6      | 1    | 3-2   | 7-0   | W, 10-0 |

| LUKE WADDELL     | Opponent      | On Base | Inning | Outs | Count | Score | Final       |
|------------------|---------------|---------|--------|------|-------|-------|-------------|
| 1. Mar. 16, 2018 | Virginia Tech | 0 . . . | 4      | 1    | 1-0   | 4-3   | W, 16-9     |
| 2. Feb. 22, 2019 | No. 3 UCLA    | 0 . . . | 5      | 2    | 2-2   | 2-2   | W, 4-3 (11) |

| AUSTIN WILHITE    | Opponent      | On Base     | Inning | Outs | Count | Score | Final   |
|-------------------|---------------|-------------|--------|------|-------|-------|---------|
| 1. Mar. 21, 2017  | Auburn        | 0 . . .     | 5      | 1    | 1-0   | 0-5   | L, 4-7  |
| 2. Feb. 24, 2018  | Dartmouth (1) | 0 . . .     | 2      | 0    | 1-1   | 2-2   | W, 12-9 |
| 3. April 8, 2018  | Florida State | 0 . . . ITP | 6      | 2    | 1-0   | 10-1  | W, 16-3 |
| 4. April 10, 2018 | at Mercer     | * 0 . . .   | 8      | 0    | 0-1   | 10-7  | W, 16-8 |
| 5. April 14, 2018 | at Pittsburgh | 0 . . .     | 4      | 2    | 1-0   | 1-0   | L, 3-4  |
| 6. April 15, 2018 | at Pittsburgh | . 1 . .     | 4      | 2    | 2-1   | 2-2   | L, 5-6  |
| 7. May 11, 2018   | at Virginia   | 0 . . .     | 5      | 1    | 1-2   | 0-1   | L, 6-8  |

**MULTIPLE HIT GAMES**

|             | 2019 SEASON |   |   |    |       | CAREER |    |   |    |       |
|-------------|-------------|---|---|----|-------|--------|----|---|----|-------|
|             | 2           | 3 | 4 | 5+ | Total | 2      | 3  | 4 | 5+ | Total |
| English     | 5           | 1 | - | -  | 6     | 36     | 8  | 3 | -  | 47    |
| Murray      | 5           | - | - | -  | 5     | 30     | 7  | 2 | -  | 39    |
| A. Wilhite  | 3           | - | - | -  | 3     | 25     | 10 | 2 | -  | 37    |
| McCann      | 4           | 2 | - | -  | 6     | 12     | 9  | 1 | -  | 22    |
| Colin Hall  | 3           | 1 | - | -  | 4     | 16     | 3  | - | -  | 19    |
| Serratos    | 7           | - | - | -  | 7     | 12     | 2  | 1 | -  | 15    |
| Waddell     | -           | 1 | - | -  | 1     | 9      | 1  | - | -  | 10    |
| Carter Hall | -           | - | - | -  | -     | 5      | -  | - | -  | 5     |
| Guldborg    | 6           | 1 | 1 | -  | 8     | 7      | 1  | 1 | -  | 9     |
| N. Wilhite  | 4           | 1 | - | -  | 5     | 6      | 2  | - | -  | 8     |
| Radcliff    | -           | - | - | -  | -     | 1      | 1  | - | -  | 2     |
| Curry       | -           | - | - | -  | -     | 1      | -  | - | -  | 1     |

**MULTIPLE RBI GAMES**

|             | 2019 SEASON |   |   |    |       | CAREER |   |   |    |       |
|-------------|-------------|---|---|----|-------|--------|---|---|----|-------|
|             | 2           | 3 | 4 | 5+ | Total | 2      | 3 | 4 | 5+ | Total |
| English     | 2           | 1 | - | -  | 3     | 18     | 7 | 4 | 2  | 31    |
| Murray      | 1           | - | - | -  | 1     | 11     | 5 | 1 | -  | 17    |
| McCann      | 2           | 1 | 1 | 1  | 5     | 10     | 4 | 3 | 3  | 20    |
| A. Wilhite  | 1           | 1 | - | -  | 2     | 11     | 4 | 1 | 1  | 17    |
| Colin Hall  | 1           | - | - | -  | -     | 5      | 1 | - | -  | 6     |
| Carter Hall | -           | - | - | -  | -     | 2      | 2 | - | -  | 4     |
| Guldborg    | 3           | - | - | -  | 3     | 3      | 2 | - | -  | 5     |
| Serratos    | 2           | - | - | -  | 2     | 6      | - | - | -  | 6     |
| N. Wilhite  | 1           | - | - | -  | 1     | 5      | - | - | -  | 5     |
| Radcliff    | -           | - | - | -  | -     | -      | 3 | - | -  | 3     |
| Waddell     | -           | 1 | - | -  | 1     | 2      | 1 | - | -  | 3     |
| English     | 1           | - | - | -  | 1     | 1      | - | - | -  | 1     |
| Curry       | -           | - | - | -  | -     | 1      | - | - | -  | 1     |

**CAREER WALK-OFF HITS**

| Player (Date)                   | Play                | Inn. Final |
|---------------------------------|---------------------|------------|
| Murray vs. Pittsburgh (5/6/17)  | Sacrifice fly       | B9 8-7     |
| A. Wilhite vs. Radford (5/4/18) | Ground-rule double  | B9 6-5     |
| Radcliff vs. Radford (5/5/18)   | Three-run home run  | B10 11-8   |
| N. Wilhite vs. WVU (2/16/19)    | Bases-loaded single | B11 5-4    |
| K. McCann vs #3 UCLA (2/22/19)  | Solo home run       | B11 4-3    |

# STARTERS

## STARTING PITCHER RECORDS

| PITCHER         | 2019 STARTS | 2019 | CAREER |
|-----------------|-------------|------|--------|
| Micah Carpenter | -           | -    | 0-0    |
| Hugh Chapman    | -           | -    | 0-1    |
| Xzavion Curry   | 4           | 2-0  | 15-8   |
| Tristin English | -           | -    | 2-4    |
| Keyton Gibson   | -           | -    | 5-6    |
| Jonathan Hughes | -           | -    | 4-3    |
| Brant Hurter    | 3           | 0-2  | 5-5    |
| Jake Lee        | -           | -    | 4-5    |
| Cort Roedig     | 2           | 1-1  | 1-1    |
| Will Shirah     | -           | -    | 0-1    |
| Connor Thomas   | 4           | 1-1  | 8-5    |
| Amos Willingham | 3           | 2-0  | 2-0    |

\* CAREER RECORD IS RECORD AS A STARTER (NOT OVERALL)

## STARTING PITCHER STATS

| PITCHER         | STARTS | IP   | W-L | ERA  |
|-----------------|--------|------|-----|------|
| Amos Willingham | 3      | 16.0 | 2-0 | 1.69 |
| Cort Roedig     | 3      | 10.2 | 1-1 | 1.69 |
| Xzavion Curry   | 4      | 21.1 | 2-0 | 2.95 |
| Brant Hurter    | 3      | 17.2 | 0-2 | 3.57 |
| Connor Thomas   | 4      | 25.0 | 1-1 | 3.96 |

\* STATS AS A STARTER IN 2019 (NOT OVERALL)

## STARTING PITCHERS GAME-BY-GAME

| PITCHER         | DATE    | OPPONENT         | DEC. | IP  | H | R | ER | BB | SO | NP  | SCORE  | FINAL |
|-----------------|---------|------------------|------|-----|---|---|----|----|----|-----|--------|-------|
|                 |         |                  |      |     |   |   |    |    |    |     | W/LEFT | SCORE |
| Xzavion Curry   | 2/15    | UIC              | W    | 5.0 | 5 | 1 | 1  | 0  | 9  | 88  | 5-2    | 6-3   |
| Cort Roedig     | 2/16    | Richmond         | L    | 1.1 | 1 | 2 | 2  | 3  | 1  | 41  | 0-0    | 1-7   |
| Connor Thomas   | 2/16    | West Virginia    | ND   | 7.0 | 5 | 3 | 0  | 2  | 10 | 91  | 4-3    | 5-4   |
| Xzavion Curry   | 2/22    | No. 3 UCLA       | ND   | 5.0 | 5 | 2 | 1  | 3  | 4  | 91  | 3-2    | 4-3   |
| Connor Thomas   | 2/23    | No. 3 UCLA       | L    | 5.0 | 9 | 6 | 6  | 1  | 5  | 80  | 2-6    | 2-8   |
| Brant Hurter    | 2/24    | No. 3 UCLA       | L    | 5.0 | 6 | 2 | 1  | 0  | 7  | 78  | 0-1    | 0-6   |
| Cort Roedig     | 2/27    | Georgia State    | ND   | 4.0 | 3 | 1 | 1  | 1  | 1  | 53  | 2-1    | 7-3   |
| Amos Willingham | 2/28    | Georgia State    | W    | 6.0 | 3 | 0 | 0  | 0  | 5  | 76  | 8-0    | 10-0  |
| Xzavion Curry   | 3/1     | Northwestern     | W    | 5.0 | 2 | 0 | 0  | 2  | 7  | 93  | 12-0   | 12-1  |
| Connor Thomas   | 3/2 (1) | Northwestern     | W    | 7.0 | 6 | 2 | 2  | 2  | 6  | 95  | 6-2    | 9-2   |
| Brant Hurter    | 3/2 (2) | Northwestern     | ND   | 7.0 | 4 | 0 | 0  | 0  | 13 | 90  | 1-0    | 1-5   |
| Amos Willingham | 3/5     | Kennesaw State   | W    | 5.0 | 5 | 1 | 1  | 1  | 3  | 81  | 5-1    | 10-7  |
| Cort Roedig     | 3/6     | Kennesaw State   | W    | 5.1 | 3 | 0 | 0  | 1  | 7  | 68  | 5-0    | 9-1   |
| Xzavion Curry   | 3/8     | Miami            | ND   | 6.1 | 7 | 4 | 4  | 0  | 9  | 106 | 4-4    | 5-4   |
| Connor Thomas   | 3/9     | Miami            | ND   | 6.0 | 7 | 3 | 3  | 1  | 5  | 91  | 3-3    | 5-6   |
| Brant Hurter    | 3/10    | Miami            | L    | 5.2 | 6 | 7 | 6  | 2  | 8  | 93  | 2-7    | 6-9   |
| Amos Willingham | 3/12    | Georgia Southern | ND   | 5.0 | 7 | 2 | 2  | 0  | 0  | 57  | 3-2    | 7-6   |

## BULLPEN GAME-BY-GAME

| OPPONENT         | DATE    | W-L-S | PITCHERS  | INN. | IP  | H  | R-ER | BB-SO |
|------------------|---------|-------|---|------|-----|----|------|-------|
| UIC              | 2/15    | S     | Hurter, Hughes, English (S)                     | 6th  | 4.0 | 1  | 1-1  | 1-5   |
| Richmond         | 2/16    |       | Willingham, Carpenter, Shirah                   | 2nd  | 7.2 | 12 | 6-6  | 3-6   |
| West Virginia    | 2/16    | W     | English, Gibson, Bartnicki (W)                  | 8th  | 4.0 | 1  | 1-1  | 0-8   |
| UCLA             | 2/22    | W     | Bartnicki, Hughes, English (W)                  | 6th  | 6.0 | 4  | 1-1  | 2-4   |
| UCLA             | 2/23    |       | Chapman, Carpenter, Shirah, Lee, Willingham     | 6th  | 3.0 | 4  | 2-2  | 1-2   |
| UCLA             | 2/24    |       | Gibson, Bartnicki, Hughes, Lee, Shirah, Chapman | 6th  | 3.0 | 6  | 4-2  | 3-4   |
| Georgia State    | 2/26    | W     | Gibson (W), English                             | 5th  | 4.0 | 3  | 2-2  | 1-5   |
| Georgia State    | 2/27    |       | Bartnicki, Mannelly                             | 7th  | 3.0 | 3  | 0-0  | 0-5   |
| Northwestern     | 3/1     |       | Brace, Barlow, Winborne                         | 6th  | 4.0 | 3  | 1-1  | 2-0   |
| Northwestern     | 3/2 (1) |       | Hughes  | 8th  | 2.0 | 1  | 0-0  | 0-2   |
| Northwestern     | 3/2 (2) | L     | Gibson, English, Bartnicki, Chapman, Mannelly   | 8th  | 2.0 | 6  | 5-5  | 1-1   |
| Kennesaw State   | 3/5     | W     | Bartnicki, Carpenter                            | 6th  | 4.0 | 7  | 6-6  | 3-10  |
| Kennesaw State   | 3/6     | W     | Mannelly, Chapman, Hughes                       | 6th  | 3.2 | 2  | 1-1  | 2-4   |
| Miami            | 3/8     | W     | Hughes  | 7th  | 3.2 | 3  | 0-0  | 1-0   |
| Miami            | 3/9     | L     | Gibson  | 7th  | 2.2 | 3  | 3-3  | 1-3   |
| Miami            | 3/10    |       | Willingham, Carpenter, Bartnicki, Lee           | 6th  | 2.1 | 4  | 2-2  | 2-4   |
| Georgia Southern | 3/12    | W, S  | Roedig, Gibson, Hughes, Bartnicki               | 6th  | 4.0 | 6  | 4-2  | 3-1   |

**OUT OF THE BULLPEN \***

| PITCHER         | W-L-S | APP | ERA   | IP   | H  | R | ER | BB | K  | B/AVG. |
|-----------------|-------|-----|-------|------|----|---|----|----|----|--------|
| Joseph Mannelly | 0-0-0 | 3   | 0.00  | 2.2  | 2  | 0 | 0  | 0  | 2  | .250   |
| Jake Brace      | 0-0-0 | 1   | 0.00  | 2.0  | 1  | 0 | 0  | 0  | 1  | .167   |
| Will Shirah     | 0-0-0 | 3   | 0.00  | 1.2  | 2  | 0 | 0  | 2  | 1  | .286   |
| Robert Winborne | 0-0-0 | 1   | 0.00  | 1.0  | 1  | 0 | 0  | 1  | 0  | .250   |
| Cort Roedig     | 0-0-0 | 1   | 0.00  | 1.0  | 1  | 2 | 0  | 1  | 1  | .200   |
| Brant Hurter    | 0-0-0 | 1   | 0.00  | 1.0  | 0  | 0 | 0  | 1  | 3  | .000   |
| Jonathan Hughes | 2-0-0 | 7   | 1.72  | 15.2 | 15 | 5 | 3  | 5  | 9  | .268   |
| Hugh Chapman    | 0-0-0 | 4   | 2.70  | 3.1  | 2  | 3 | 3  | 2  | 8  | .286   |
| Tristin English | 1-0-1 | 5   | 5.40  | 8.1  | 8  | 5 | 5  | 0  | 8  | .258   |
| Keyton Gibson   | 1-2-0 | 6   | 6.23  | 8.2  | 5  | 6 | 6  | 5  | 11 | .161   |
| Jake Lee        | 0-0-0 | 3   | 6.75  | 2.2  | 2  | 2 | 2  | 1  | 3  | .200   |
| Luke Bartnicki  | 0-0-1 | 8   | 7.94  | 5.2  | 6  | 5 | 5  | 5  | 10 | .261   |
| Micah Carpenter | 0-0-0 | 4   | 8.10  | 6.2  | 12 | 6 | 6  | 3  | 12 | .375   |
| Walker Barlow   | 0-0-0 | 1   | 9.00  | 1.0  | 1  | 1 | 1  | 1  | 1  | .250   |
| Amos Willingham | 0-0-0 | 2   | 11.57 | 4.2  | 9  | 6 | 6  | 2  | 3  | .409   |

\* DOES NOT INCLUDE STARTS

**BULLPEN****SAVE OPPORTUNITIES**

| PITCHER         | 2019 | CAREER |
|-----------------|------|--------|
| Micah Carpenter | -    | 0/1    |
| Tristin English | 1/2  | 2/3    |
| Jonathan Hughes | 0/1  | 1/3    |
| Jake Lee        | -    | 2/2    |
| Connor Thomas   | -    | 1/2    |
| Luke Bartnicki  | 1/1  | 1/1    |

**INHERITED RUNNERS**

| PITCHER         | 2019 | CAREER |
|-----------------|------|--------|
| Luke Bartnicki  | 8/1  | 8/1    |
| Jake Brace      | -    | 3/1    |
| Micah Carpenter | 1/1  | 38/20  |
| Hugh Chapman    | 3/0  | 7/2    |
| Tristin English | 3/3  | 10/5   |
| Keyton Gibson   | 4/3  | 21/13  |
| Jonathan Hughes | 9/2  | 10/3   |
| Brant Hurter    | 1/0  | 3/0    |
| Jake Lee        | 3/1  | 39/20  |
| Joseph Mannelly | 3/0  | 8/1    |
| Oscar Serratos  | -    | 5/0    |
| Will Shirah     | 5/1  | 5/1    |
| Connor Thomas   | -    | 3/2    |
| Cameron Turley  | -    | 0/0    |
| Nick Wilhite    | -    | 1/0    |
| Amos Willingham | 5/3  | 5/3    |
| Robert Winborne | -    | 50/25  |

## GAME-BY-GAME RESULTS

### PITCHER OF RECORD

| DATE | OPPONENT         | W-L | SCORE    | ATT.  | GT PITCHER      | OPP. PITCHER     | RECORD | NOTES   |
|------|------------------|-----|----------|-------|-----------------|------------------|--------|---|
| 2/15 | UIC              | W   | 6-3      | 1,017 | Xzavion Curry   | Jacob Key        | 1-0    | Curry throws 5.0 scoreless, 9 K's; Three homers in third inning; English save             |
| 2/16 | Richmond         | L   | 7-1      | 1,240 | Cort Roedig     | Jacob Lamb       | 1-1    | Held to just five hits to UR's 13; Finished 1-11 with runners on; went 0-8 with RISP      |
| 2/16 | West Virginia    | W   | 5-4 (11) | 1,163 | Luke Bartnicki  | Beau Lowery      | 2-1    | Thomas fans 10 in 7.0 for no decision; Bartnicki first app.; N. Wilhite walks off in 11th |
| 2/22 | No. 3 UCLA       | W   | 4-3 (11) | 1,134 | Tristin English | Kyle Mora        | 3-1    | Curry allows one earned in 5.0; English throws shutout final 3.0; McCann walk-off HR      |
| 2/23 | No. 3 UCLA       | L   | 8-2      | 1,251 | Connor Thomas   | Jack Ralston     | 3-2    | Tech held to just four hits; Webb starts at 2B for injured Waddell; pen allows 1 R in 4.0 |
| 2/24 | No. 3 UCLA       | L   | 6-0      | 1,501 | Brant Hurter    | Jesse Bergin     | 3-3    | Tech is shut out, held to four hits; Hurter deals 7 Ks, 1 ER in 5.0; McCann doubles       |
| 2/26 | Georgia State    | W   | 7-3      | 731   | Keyton Gibson   | Joseph Brandon   | 4-3    | Gibson throws hitless 3.0 with 4 K's; Guldberg has three hits, McCann has two hits        |
| 2/27 | Georgia State    | W   | 10-0     | 243   | Amos Willingham | Brendon Case     | 5-3    | Tech issues 10 K's, no walks; Willingham throws 6.0 shutout; N. Wilhite has three hits    |
| 3/1  | Northwestern     | W   | 12-1     | 880   | Xzavion Curry   | Hank Christie    | 6-3    | Curry throws 5.0 shutout innings, McCann launches two HR, one grand slam                  |
| 3/2  | Northwestern [1] | W   | 9-2      | 1129  | Connor Thomas   | Quinn Lavelle    | 7-3    | Thomas throws gem, Hughes closes final 2.0; McCann solo HR                                |
| 3/2  | Northwestern [2] | L   | 1-5      | 1131  | Keyton Gibson   | Ryan Bader       | 7-4    | Hurter fans 13 in 7.0 innings, no walks; GT gives up five runs in the eighth for loss     |
| 3/5  | Kennesaw State   | W   | 10-7     | 302   | Amos Willingham | L. McLinskey     | 8-4    | Tech combines for 14 hits, builds 10-1 lead then subs in nine new players                 |
| 3/6  | Kennesaw State   | W   | 9-1      | 635   | Cort Roedig     | Jared Rine       | 9-4    | Roedig tosses career start, fanning high seven; McCann blasts two home runs               |
| 3/8  | Miami            | W   | 5-4 (10) | 2,729 | Jonathan Hughes | D. Federman      | 10-4   | English homers twice; Hughes tosses 3.2 scoreless in relief, McCann homers in 10th        |
| 3/9  | Miami            | L   | 6-5      | 2,801 | Keyton Gibson   | T. Keysor        | 10-5   | Tech battles back from 0-3 deficit, takes 5-4 lead in eighth; Miami walk-off HR in 9th    |
| 3/10 | Miami            | L   | 9-6      | 2,320 | Brant Hurter    | Brian Van Belle  | 10-6   | Two errors and 2-out runs doom Tech; English homers; Tech scores four in ninth            |
| 3/12 | Georgia Southern | L   | 7-6      | 990   | Jonathan Hughes | Jonathan Edwards | 11-6   | Come-from-behind win, season-high six walks issued; English, Guldberg three doubles       |

[ ] game in doubleheader

( ) extra inning game

\* ACC games

# Children's Healthcare of Atlanta Spring Classic (SunTrust Park)

## 2019 OVERALL SEASON STATISTICS

RECORD: 11-6 HOME: 8-4 AWAY: 3-2 NEUTRAL: 0-0 ACC: 1-2

|                   |      |       |     |    |     |    |   |    |    |     |      |    |    |     |   |      |   |    |       |     |     |    |       |
|-------------------|------|-------|-----|----|-----|----|---|----|----|-----|------|----|----|-----|---|------|---|----|-------|-----|-----|----|-------|
| Michael Guldborg  | .469 | 16-15 | 49  | 12 | 23  | 1  | 0 | 0  | 11 | 24  | .490 | 4  | 1  | 1   | 0 | .509 | 1 | 3  | 1-1   | 0   | 1   | 1  | .500  |
| Kyle McCann       | .371 | 17-17 | 62  | 17 | 23  | 5  | 0 | 10 | 24 | 58  | .935 | 18 | 0  | 14  | 0 | .513 | 0 | 0  | 0-0   | 125 | 14  | 1  | .993  |
| Nick Wilhite      | .288 | 17-17 | 59  | 7  | 17  | 1  | 0 | 0  | 7  | 18  | .305 | 7  | 0  | 7   | 1 | .364 | 0 | 2  | 3-3   | 45  | 1   | 0  | 1.000 |
| Oscar Serratos    | .282 | 17-17 | 71  | 11 | 20  | 1  | 1 | 2  | 9  | 29  | .408 | 3  | 2  | 18  | 1 | .329 | 0 | 0  | 2-2   | 7   | 29  | 7  | .837  |
| Tristin English   | .266 | 17-17 | 64  | 15 | 17  | 5  | 1 | 4  | 11 | 36  | .563 | 5  | 9  | 9   | 2 | .392 | 1 | 0  | 0-0   | 116 | 10  | 2  | .984  |
| Austin Wilhite    | .255 | 15-15 | 51  | 7  | 13  | 2  | 1 | 0  | 8  | 17  | .333 | 11 | 0  | 17  | 1 | .381 | 1 | 1  | 2-2   | 20  | 41  | 2  | .968  |
| Colin Hall        | .254 | 17-17 | 67  | 4  | 17  | 7  | 0 | 0  | 5  | 24  | .358 | 4  | 0  | 12  | 1 | .296 | 0 | 1  | 0-0   | 26  | 1   | 0  | 1.000 |
| Luke Waddell      | .235 | 13-13 | 51  | 9  | 12  | 4  | 0 | 1  | 7  | 19  | .373 | 8  | 1  | 6   | 0 | .350 | 0 | 1  | 3-3   | 16  | 29  | 1  | .978  |
| Chase Murray      | .234 | 15-15 | 64  | 11 | 15  | 2  | 0 | 1  | 4  | 20  | .313 | 6  | 0  | 14  | 2 | .300 | 0 | 0  | 3-3   | 32  | 1   | 0  | 1.000 |
| -----             |      |       |     |    |     |    |   |    |    |     |      |    |    |     |   |      |   |    |       |     |     |    |       |
| Jackson Webb      | .316 | 12-5  | 19  | 3  | 6   | 0  | 0 | 0  | 2  | 6   | .316 | 2  | 1  | 6   | 0 | .409 | 0 | 2  | 2-2   | 21  | 16  | 0  | 1.000 |
| Paxton Rigby      | .200 | 5-0   | 5   | 0  | 1   | 0  | 0 | 0  | 1  | 1   | .200 | 0  | 0  | 0   | 0 | .167 | 1 | 0  | 0-0   | 0   | 0   | 0  | .000  |
| Baron Radcliff    | .167 | 13-3  | 18  | 2  | 3   | 0  | 0 | 0  | 1  | 3   | .167 | 7  | 0  | 7   | 0 | .400 | 0 | 0  | 1-1   | 11  | 0   | 0  | 1.000 |
| Jamie Taylor      | .000 | 4-1   | 6   | 0  | 0   | 0  | 0 | 0  | 0  | 0   | .000 | 1  | 0  | 3   | 0 | .143 | 0 | 0  | 0-0   | 26  | 1   | 0  | 1.000 |
| Ryan Miller       | .000 | 4-0   | 4   | 0  | 0   | 0  | 0 | 0  | 0  | 0   | .000 | 0  | 0  | 4   | 0 | .000 | 0 | 0  | 0-0   | 4   | 0   | 0  | 1.000 |
| Cole Neuber       | .000 | 7-0   | 4   | 0  | 0   | 0  | 0 | 0  | 0  | 0   | .000 | 3  | 1  | 1   | 0 | .500 | 0 | 0  | 0-0   | 0   | 0   | 0  | .000  |
| Cameron Turley    | .000 | 3-1   | 2   | 0  | 0   | 0  | 0 | 0  | 0  | 0   | .000 | 1  | 0  | 1   | 0 | .333 | 0 | 0  | 0-0   | 10  | 1   | 0  | 1.000 |
| Micah Carpenter   | .000 | 1-0   | 1   | 0  | 0   | 0  | 0 | 0  | 0  | 0   | .000 | 0  | 0  | 0   | 0 | .000 | 0 | 0  | 0-0   | 2   | 1   | 0  | 1.000 |
| Billy Zinnershine | .000 | 2-0   | 1   | 0  | 0   | 0  | 0 | 0  | 0  | 0   | .000 | 1  | 0  | 0   | 0 | .500 | 0 | 0  | 0-0   | 1   | 2   | 1  | .750  |
| Charlie Benson    | .000 | 6-0   | 1   | 1  | 0   | 0  | 0 | 0  | 0  | 0   | .000 | 1  | 1  | 1   | 0 | .667 | 0 | 0  | 0-0   | 3   | 0   | 0  | 1.000 |
| Totals            | .279 | 17    | 599 | 99 | 167 | 28 | 3 | 18 | 90 | 255 | .426 | 82 | 16 | 121 | 8 | .378 | 4 | 10 | 17-17 | 470 | 162 | 18 | .972  |
| Opponents         | .252 | 17    | 607 | 75 | 153 | 26 | 1 | 15 | 66 | 226 | .372 | 48 | 10 | 167 | 9 | .315 | 5 | 7  | 13-16 | 451 | 160 | 16 | .974  |

LOB - Team (161), Opp (132). DPs turned - Team (11), Opp (11). IBB - Team (8), McCann, K 5, Murray, C 1, Neuber, C 1, Hall, Co 1, Opp (3). Picked off - Wilhite, N 1.

## (All games Sorted by Earned run avg)

| Player          | era  | w-l  | app | gs | cg | sho | sv | ip    | h   | r  | er | bb | so  | 2b | 3b | hr | b/avg | wp | hp | bk | sfa | sha |
|-----------------|------|------|-----|----|----|-----|----|-------|-----|----|----|----|-----|----|----|----|-------|----|----|----|-----|-----|
| Jonathan Hughes | 1.72 | 2-0  | 7   | 0  | 0  | 0/0 | 0  | 15.2  | 15  | 5  | 3  | 5  | 9   | 4  | 0  | 0  | .268  | 3  | 2  | 0  | 1   | 2   |
| Xzavion Curry   | 2.95 | 2-0  | 4   | 4  | 0  | 0/0 | 0  | 21.1  | 19  | 8  | 7  | 5  | 29  | 2  | 0  | 2  | .235  | 3  | 2  | 0  | 2   | 0   |
| Brant Hurter    | 3.38 | 0-2  | 4   | 3  | 0  | 0/0 | 0  | 18.2  | 16  | 9  | 7  | 3  | 31  | 2  | 1  | 1  | .216  | 0  | 2  | 0  | 0   | 2   |
| Amos Willingham | 3.92 | 2-0  | 6   | 3  | 0  | 0/1 | 0  | 20.2  | 24  | 9  | 9  | 3  | 11  | 2  | 0  | 2  | .289  | 3  | 0  | 1  | 0   | 0   |
| Connor Thomas   | 3.96 | 1-1  | 4   | 4  | 0  | 0/0 | 0  | 25.0  | 27  | 14 | 11 | 6  | 26  | 9  | 0  | 2  | .267  | 1  | 0  | 0  | 0   | 1   |
| -----           |      |      |     |    |    |     |    |       |     |    |    |    |     |    |    |    |       |    |    |    |     |     |
| Joseph Mannelly | 0.00 | 0-0  | 3   | 0  | 0  | 0/1 | 0  | 2.2   | 2   | 0  | 0  | 0  | 2   | 0  | 0  | 0  | .250  | 2  | 0  | 0  | 0   | 0   |
| Jake Brace      | 0.00 | 0-0  | 1   | 0  | 0  | 0/0 | 0  | 2.0   | 1   | 0  | 0  | 0  | 1   | 0  | 0  | 0  | .167  | 0  | 1  | 0  | 0   | 0   |
| Will Shirah     | 0.00 | 0-0  | 3   | 0  | 0  | 0/0 | 0  | 1.2   | 2   | 0  | 0  | 2  | 1   | 0  | 0  | 0  | .286  | 2  | 0  | 0  | 0   | 0   |
| Robert Winborne | 0.00 | 0-0  | 1   | 0  | 0  | 0/0 | 0  | 1.0   | 1   | 0  | 0  | 1  | 0   | 0  | 0  | 0  | .250  | 0  | 0  | 0  | 0   | 0   |
| Roedig, C       | 1.54 | 1-1  | 4   | 3  | 0  | 0/0 | 0  | 11.2  | 8   | 4  | 2  | 6  | 10  | 0  | 0  | 1  | .190  | 0  | 1  | 0  | 0   | 0   |
| Hugh Chapman    | 2.70 | 0-0  | 4   | 0  | 0  | 0/0 | 0  | 3.1   | 4   | 1  | 1  | 2  | 3   | 1  | 0  | 0  | .286  | 0  | 0  | 0  | 0   | 0   |
| Tristin English | 5.40 | 1-0  | 5   | 0  | 0  | 0/0 | 1  | 8.1   | 8   | 5  | 5  | 0  | 8   | 3  | 0  | 1  | .258  | 0  | 0  | 0  | 1   | 1   |
| Keyton Gibson   | 6.23 | 1-2  | 6   | 0  | 0  | 0/0 | 0  | 8.2   | 5   | 6  | 6  | 5  | 11  | 0  | 0  | 2  | .161  | 1  | 1  | 1  | 1   | 1   |
| Jake Lee        | 6.75 | 0-0  | 3   | 0  | 0  | 0/0 | 0  | 2.2   | 2   | 2  | 2  | 1  | 3   | 1  | 0  | 1  | .200  | 1  | 0  | 0  | 0   | 0   |
| Luke Bartnicki  | 7.94 | 1-0  | 8   | 0  | 0  | 0/1 | 1  | 5.2   | 6   | 5  | 5  | 5  | 10  | 1  | 0  | 0  | .261  | 1  | 1  | 0  | 0   | 0   |
| Micah Carpenter | 8.10 | 0-0  | 4   | 0  | 0  | 0/0 | 0  | 6.2   | 12  | 6  | 6  | 3  | 12  | 1  | 0  | 3  | .375  | 3  | 0  | 0  | 0   | 0   |
| Walker Barlow   | 9.00 | 0-0  | 1   | 0  | 0  | 0/0 | 0  | 1.0   | 1   | 1  | 1  | 1  | 0   | 0  | 0  | 0  | .250  | 0  | 0  | 0  | 0   | 0   |
| Totals          | 3.73 | 11-6 | 17  | 17 | 0  | 1/1 | 2  | 156.2 | 153 | 75 | 65 | 48 | 167 | 26 | 1  | 15 | .252  | 20 | 10 | 2  | 5   | 7   |
| Opponents       | 5.33 | 6-11 | 17  | 17 | 0  | 1/1 | 1  | 150.1 | 167 | 99 | 89 | 82 | 121 | 28 | 3  | 18 | .279  | 21 | 16 | 5  | 4   | 10  |

PB - Team (2), McCann, K 1, Taylor, J 1, Opp (4). Pickoffs - Team (1), Hughes, J 1, Opp (1). SBA/ATT - McCann, K (10-12), Willingham (4-5), Thomas, C (3-3), Roedig, C (2-3), Taylor, J (2-2), Bartnicki, L (2-2), Turley, C (1-2), Hurter, B (1-1), Curry, X (0-1), Gibson, K (1-1).

## STARTING LINEUPS BY BATTING ORDER

| Date | Opponent         | No. (Time) | Record | 1       | 2        | 3       | 4      | 5        | 6          | 7          | 8        | 9          |
|------|------------------|------------|--------|---------|----------|---------|--------|----------|------------|------------|----------|------------|
| 2/15 | Illinois-Chicago | 1 (1)      | 1-0    | Waddell | McCann   | English | Murray | Serratos | Co. Hall   | A. Wilhite | Guldborg | N. Wilhite |
| 2/16 | Richmond         | 2 (1)      | 1-1    | Waddell | McCann   | English | Murray | Serratos | Co. Hall   | A. Wilhite | Turley   | N. Wilhite |
| 2/16 | West Virginia    | 3 (1)      | 2-1    | Waddell | Murray   | English | McCann | Serratos | Co. Hall   | A. Wilhite | Guldborg | N. Wilhite |
| 2/22 | No. 3 UCLA       | 3 (2)      | 3-1    | Waddell | Murray   | English | McCann | Serratos | Co. Hall   | A. Wilhite | Guldborg | N. Wilhite |
| 2/23 | No. 3 UCLA       | 4 (1)      | 3-2    | Murray  | Co. Hall | English | McCann | Serratos | Guldborg   | A. Wilhite | Webb     | N. Wilhite |
| 2/24 | No. 3 UCLA       | 5 (1)      | 3-3    | Murray  | Co. Hall | English | McCann | Guldborg | A. Wilhite | Serratos   | Webb     | N. Wilhite |
| 2/26 | Georgia State    | 6 (1)      | 4-3    | Murray  | Guldborg | English | McCann | Serratos | Co. Hall   | A. Wilhite | Webb     | N. Wilhite |
| 2/27 | Georgia State    | 7 (2)      | 5-3    | Murray  | Guldborg | English | McCann | Serratos | Co. Hall   | A. Wilhite | Webb     | N. Wilhite |
| 3/1  | Northwestern     | 8 (1)      | 6-3    | Murray  | Guldborg | English | McCann | Serratos | Co. Hall   | A. Wilhite | Waddell  | N. Wilhite |
| 3/2  | Northwestern [1] | 9 (2)      | 7-3    | Murray  | Guldborg | English | McCann | Serratos | Co. Hall   | A. Wilhite | Waddell  | N. Wilhite |
| 3/2  | Northwestern [2] | 10 (1)     | 7-4    | Murray  | Wilhite  | English | McCann | Serratos | Co. Hall   | Waddell    | Taylor   | N. Wilhite |
| 3/5  | Kennesaw State   | 11 (1)     | 8-4    | Waddell | Guldborg | English | McCann | Serratos | Co. Hall   | A. Wilhite | Murray   | N. Wilhite |
| 3/6  | Kennesaw State   | 12 (3)     | 9-4    | Murray  | Guldborg | English | McCann | Serratos | Co. Hall   | A. Wilhite | Waddell  | N. Wilhite |
| 3/8  | Miami*           | 13 (1)     | 10-4   | Waddell | Guldborg | English | McCann | Serratos | Co. Hall   | A. Wilhite | Murray   | N. Wilhite |
| 3/9  | Miami*           | 14 (1)     | 10-5   | Waddell | Guldborg | English | McCann | Serratos | Co. Hall   | Murray     | Radcliff | N. Wilhite |
| 3/10 | Miami*           | 15 (1)     | 10-6   | Waddell | Co. Hall | English | McCann | Serratos | Radcliff   | A. Wilhite | Guldborg | N. Wilhite |
| 3/12 | Georgia Southern | 16 (1)     | 11-6   | Waddell | Guldborg | English | McCann | Serratos | Co. Hall   | Radcliff   | Webb     | N. Wilhite |

[ ] game in doubleheader

\* ACC games

# Children's Healthcare of Atlanta Spring Classic (SunTrust Park)

## STARTING LINEUPS BY POSITION

| Date | Opponent         | No. (Time) | Record | C      | 1B      | 2B       | 3B       | SS         | LF       | CF         | RF       | DH       |
|------|------------------|------------|--------|--------|---------|----------|----------|------------|----------|------------|----------|----------|
| 2/15 | Illinois-Chicago | 1 (1)      | 1-0    | McCann | English | Waddell  | Serratos | A. Wilhite | Murray   | N. Wilhite | Co. Hall | Guldborg |
| 2/16 | Richmond         | 2 (1)      | 1-1    | Turley | English | Waddell  | Serratos | A. Wilhite | Murray   | N. Wilhite | Co. Hall | McCann   |
| 2/16 | West Virginia    | 3 (2)      | 2-1    | McCann | English | Waddell  | Serratos | A. Wilhite | Murray   | N. Wilhite | Co. Hall | Guldborg |
| 2/22 | No. 3 UCLA       | 4 (3)      | 3-1    | McCann | English | Waddell  | Serratos | A. Wilhite | Murray   | N. Wilhite | Co. Hall | Guldborg |
| 2/23 | No. 3 UCLA       | 5 (1)      | 3-2    | McCann | English | Webb     | Serratos | A. Wilhite | Murray   | N. Wilhite | Co. Hall | Guldborg |
| 2/24 | No. 3 UCLA       | 6 (2)      | 3-3    | McCann | English | Webb     | Serratos | A. Wilhite | Murray   | N. Wilhite | Co. Hall | Guldborg |
| 2/26 | Georgia State    | 7 (3)      | 4-3    | McCann | English | Webb     | Serratos | A. Wilhite | Murray   | N. Wilhite | Co. Hall | Guldborg |
| 2/27 | Georgia State    | 8 (4)      | 5-3    | McCann | English | Webb     | Serratos | A. Wilhite | Murray   | N. Wilhite | Co. Hall | Guldborg |
| 3/1  | Northwestern     | 9 (4)      | 6-3    | McCann | English | Waddell  | Serratos | A. Wilhite | Murray   | N. Wilhite | Co. Hall | Guldborg |
| 3/2  | Northwestern [1] | 10 (5)     | 7-3    | McCann | English | Waddell  | Serratos | A. Wilhite | Murray   | N. Wilhite | Co. Hall | Guldborg |
| 3/2  | Northwestern [2] | 11 (1)     | 7-4    | Taylor | English | Waddell  | Serratos | A. Wilhite | Murray   | N. Wilhite | Co. Hall | Guldborg |
| 3/5  | Kennesaw State   | 12 (6)     | 8-4    | McCann | English | Waddell  | Serratos | A. Wilhite | Murray   | N. Wilhite | Co. Hall | Guldborg |
| 3/6  | Kennesaw State   | 13 (7)     | 9-4    | McCann | English | Waddell  | Serratos | A. Wilhite | Murray   | N. Wilhite | Co. Hall | Guldborg |
| 3/8  | Miami*           | 14 (8)     | 10-4   | McCann | English | Waddell  | Serratos | A. Wilhite | Murray   | N. Wilhite | Co. Hall | Guldborg |
| 3/9  | Miami*           | 15 (1)     | 10-5   | McCann | English | Guldborg | Serratos | Waddell    | Murray   | N. Wilhite | Co. Hall | Radcliff |
| 3/10 | Miami*           | 16 (1)     | 10-6   | McCann | English | Waddell  | Serratos | A. Wilhite | Radcliff | N. Wilhite | Co. Hall | Guldborg |
| 3/12 | Georgia Southern | 17 (1)     | 11-6   | McCann | English | Webb     | Serratos | Waddell    | Co. Hall | N. Wilhite | Radcliff | Guldborg |

[ ] game in doubleheader

\* ACC games

# Children's Healthcare of Atlanta Spring Classic (SunTrust Park)

## 2019 GEORGIA TECH BASEBALL ROSTERS

| No. | Name              | B/T           | Position | Height | Weight | Year | Hometown/High School                                  |
|-----|-------------------|---------------|----------|--------|--------|------|---|
| 1   | Xzavion Curry     | "zay-v-on"    | R/R      | RHP    | 5-10   | 189  | Jr. Atlanta, Ga./Mays                                 |
| 2   | Carter Hall       |               | R/R      | OF     | 6-0    | 181  | R-Jr. Alpharetta, Ga./Wesleyan School                 |
| 3   | Billy Zinnershine |               | L/R      | SS/3B  | 5-11   | 160  | Fr. Marietta, Ga./Lassiter                            |
| 4   | Cole Neuber       | "new-ber"     | R/R      | OF     | 6-2    | 191  | So. Alpharetta, Ga./Johns Creek                       |
| 5   | Colin Hall        |               | L/R      | OF     | 5-11   | 181  | So. Alpharetta, Ga./Wesleyan School                   |
| 6   | Michael Guldborg  |               | R/R      | UTL    | 6-0    | 172  | So. Marietta, Ga./Walton                              |
| 7   | Luke Waddell      | "wah-dell"    | L/R      | 3B     | 5-9    | 176  | So. Loveland, Ohio/Loveland                           |
| 8   | Jonathan Hughes   |               | R/R      | RHP    | 6-2    | 198  | R-Jr. Flowery Branch, Ga./Flowery Branch              |
| 9   | Charlie Benson    |               | S/R      | INF    | 5-11   | 172  | Fr. Alpharetta, Ga./Marist                            |
| 10  | Chase Murray      |               | L/R      | OF     | 6-0    | 188  | Jr. Cincinnati, Ohio/Cincinnati Hills Christian Acad. |
| 11  | Tristin English   |               | R/R      | RHP/1B | 6-3    | 208  | R-Jr. Williamson, Ga./Pike County                     |
| 14  | Austin Wilhite    | "will-height" | R/R      | SS     | 5-9    | 168  | Jr. Buford, Ga./Buford                                |
| 15  | Hugh Chapman      |               | R/R      | RHP    | 6-3    | 223  | So. Smyrna, Ga./Holy Innocents' Episcopal             |
| 16  | Kyle McCann       |               | L/R      | C/1B   | 6-2    | 217  | Jr. Suwanee, Ga./Lambert                              |
| 18  | Cameron Turley    |               | R/R      | C      | 6-4    | 208  | So. Dacula, Ga./Mill Creek                            |
| 19  | Cort Roedig       |               | R/R      | RHP    | 6-2    | 192  | Fr. Orlando, Fla./Dr. Phillips                        |
| 20  | Jamie Taylor      |               | R/R      | C/3B   | 6-1    | 207  | So. Johns Creek, Ga./Marist School                    |
| 21  | Brant Hurter      |               | L/L      | LHP    | 6-6    | 240  | So. Canton, Ga./Woodstock                             |
| 22  | Baron Radcliff    | "bare-n"      | L/R      | OF     | 6-4    | 239  | So. Peachtree Corners, Ga./Norcross                   |
| 23  | Oscar Serratos    | "sir-rot-tos" | R/R      | 3B/RHP | 6-3    | 188  | So. Lawrenceville, Ga./Grayson                        |
| 24  | Jake Lee          |               | R/R      | RHP    | 5-11   | 175  | Sr. Brooks, Ga./Whitewater                            |
| 25  | Ryan Miller       |               | R/R      | INF    | 6-2    | 198  | Fr. Atlanta, Ga./Westminster                          |
| 26  | Paxton Rigby      |               | L/R      | OF/1B  | 6-3    | 204  | Jr. Altamonte Springs, Fla./Lake Brantley             |
| 27  | Luke Bartnicki    |               | L/L      | LHP    | 6-3    | 210  | Fr. Marietta, Ga./Walton                              |
| 28  | Walker Barlow     |               | L/L      | LHP    | 6-2    | 186  | Fr. Pooler, Ga./Benedictine Military                  |
| 31  | Nick Wilhite      | "will-height" | L/L      | OF     | 5-9    | 152  | Jr. Buford, Ga./Buford                                |
| 32  | Joseph Mannelly   | "man-e-lee"   | L/L      | LHP    | 6-3    | 212  | So. Atlanta, Ga./Marist School                        |
| 34  | Will Shirah       | "shy-rah"     | S/L      | LHP    | 6-2    | 215  | R-Fr. Blue Ridge, Ga./Fannin County                   |
| 35  | Jackson Webb      |               | S/R      | INF    | 6-0    | 165  | R-Jr. Roswell, Ga./Johnson Ferry Christian (UCF)      |
| 37  | Keyton Gibson     |               | R/R      | RHP    | 6-2    | 209  | Sr. Buford, Ga./Buford                                |
| 38  | Robert Winborne   |               | R/R      | RHP    | 6-2    | 188  | Sr. Atlanta, Ga./The Lovett School                    |
| 39  | Jake Brace        |               | R/R      | RHP    | 5-11   | 192  | So. Suwanee, Ga./North Gwinnett                       |
| 40  | Micah Carpenter   |               | R/R      | RHP    | 5-11   | 193  | Sr. Jefferson, Ga./Jefferson                          |
| 41  | Amos Willingham   |               | R/R      | RHP    | 6-4    | 217  | Jr. Summerville, Ga./Chattooga (Snead St. CC)         |
| 42  | Connor Thomas     |               | L/L      | LHP    | 5-11   | 173  | Jr. Omega, Ga./Tift County                            |
| 43  | Jack Friedman     | "freed-men"   | R/R      | RHP    | 6-1    | 192  | Fr. Decatur, Ga./Paideia                              |

## ALPHABETICAL

| No. | Name              |
|-----|-------------------|
| 28  | Walker Barlow     |
| 27  | Luke Bartnicki    |
| 9   | Charlie Benson    |
| 39  | Jake Brace        |
| 40  | Micah Carpenter   |
| 15  | Hugh Chapman      |
| 1   | Xzavion Curry     |
| 11  | Tristin English   |
| 43  | Jack Friedman     |
| 37  | Keyton Gibson     |
| 6   | Michael Guldborg  |
| 2   | Carter Hall       |
| 5   | Colin Hall        |
| 8   | Jonathan Hughes   |
| 21  | Brant Hurter      |
| 24  | Jake Lee          |
| 32  | Joseph Mannelly   |
| 16  | Kyle McCann       |
| 25  | Ryan Miller       |
| 10  | Chase Murray      |
| 4   | Cole Neuber       |
| 22  | Baron Radcliff    |
| 26  | Paxton Rigby      |
| 19  | Cort Roedig       |
| 23  | Oscar Serratos    |
| 34  | Will Shirah       |
| 20  | Jamie Taylor      |
| 42  | Connor Thomas     |
| 18  | Cameron Turley    |
| 7   | Luke Waddell      |
| 14  | Austin Wilhite    |
| 31  | Nick Wilhite      |
| 41  | Amos Willingham   |
| 38  | Robert Winborne   |
| 3   | Billy Zinnershine |

## COACHES &amp; STAFF

## Head Coach:

## Assistant Coach/Pitching:

## Assistant Coach/Hitting:

## Volunteer Assistant Coach:

## Undergraduate Assistant Coach:

## Director of Baseball Operations:

## Athletic Trainer:

## Strength &amp; Conditioning:

## Equipment Manager:

17 Danny Hall (Miami, Ohio '77), 26th year at Tech  
 36 Jason Howell (North Carolina '02), 7th year  
 13 James Ramsey (Florida State '12), 1st year  
 30 Dan Jaffe (Pacific '14), 1st year  
 Josh Hedding, 1st year  
 Nick Scherer (Georgia Tech, '07), 12th year  
 Paul Wolkoff (Georgia Tech, '93), 11th year  
 Steve Tamborra (Florida State '94), 20th year  
 David McDaniel (Liberty, '09), 4th year

## BY STATE

**Georgia (32)**  
 Walker Barlow . . . . . Pooler  
 Luke Bartnicki . . . . . Marietta  
 Charlie Benson . . . . . Alpharetta  
 Jake Brace . . . . . Suwanee  
 Micah Carpenter . . . . . Jefferson  
 Hugh Chapman . . . . . Smyrna  
 Xzavion Curry . . . . . Atlanta  
 Tristin English . . . . . Williamson  
 Jack Friedman . . . . . Decatur  
 Keyton Gibson . . . . . Buford  
 Michael Guldborg . . . . . Marietta  
 Carter Hall . . . . . Alpharetta  
 Colin Hall . . . . . Alpharetta  
 Jonathan Hughes . . . . . Flowery Branch  
 Brant Hurter . . . . . Canton

Jake Lee . . . . . Brooks  
 Joseph Mannelly . . . . . Atlanta  
 Kyle McCann . . . . . Suwanee  
 Ryan Miller . . . . . Atlanta  
 Cole Neuber . . . . . Alpharetta  
 Baron Radcliff . . . . . Peachtree Corners  
 Oscar Serratos . . . . . Lawrenceville  
 Will Shirah . . . . . Blue Ridge  
 Jamie Taylor . . . . . Johns Creek  
 Connor Thomas . . . . . Omega  
 Cameron Turley . . . . . Dacula  
 Jackson Webb . . . . . Roswell  
 Austin Wilhite . . . . . Buford  
 Nick Wilhite . . . . . Buford  
 Amos Willingham . . . . . Summerville  
 Robert Winborne . . . . . Atlanta  
 Billy Zinnershine . . . . . Marietta

## Florida (1)

Paxton Rigby . . . . . Altamonte Springs  
 Cort Roedig . . . . . Orlando

## Ohio (2)

Chase Murray . . . . . Cincinnati  
 Luke Waddell . . . . . Loveland

## BY CLASS

**Seniors (4):** Carpenter, Gibson, Lee, Winborne

**Juniors (12):** Curry, English\*, Ca. Hall\*, Hughes\*, McCann, Murray, Rigby, Thomas, Webb\*, A. Wilhite, N. Wilhite, Willingham

**Sophomores (12):** Brace, Chapman, Guldborg, Co. Hall, Hurter, Mannelly, Neuber, Radcliff, Serratos, Taylor, Turley, Waddell

**Freshmen (8):** Barlow, Bartnicki, Benson, Friedman, Miller, Roedig, Shirah\*, Zinnershine  
 \* redshirt



**#1 Xzavion Curry**  
RHP/SS • R/R • 5-10 • 183  
Junior



**#2 Carter Hall**  
OF/INF • R/R • 6-0 • 181  
Redshirt Junior



**#3 Billy Zinnershine**  
SS • L/R • 5-11 • 170  
Freshman



**#4 Cole Neuber**  
RHP/OF • R/R • 6-2 • 189  
Sophomore



**#5 Colin Hall**  
OF • L/R • 5-11 • 178  
Sophomore



**#6 Michael Guldberg**  
INF/OF • R/R • 6-0 • 168  
Sophomore



**#7 Luke Waddell**  
INF • L/R • 5-9 • 171  
Sophomore



**#8 Jonathan Hughes**  
RHP • R/R • 6-2 • 190  
Redshirt Junior



**#9 Charlie Benson**  
INF • S/R • 5-11 • 175  
Freshman



**#10 Chase Murray**  
OF • L/R • 6-0 • 189  
Junior



**#11 Tristin English**  
RHP/1B • R/R • 6-3 • 214  
Redshirt Junior



**#14 Austin Wilhite**  
INF • R/R • 5-9 • 171  
Junior



**#15 Hugh Chapman**  
RHP • R/R • 6-3 • 213  
Sophomore



**#16 Kyle McCann**  
C/1B • L/R • 6-2 • 217  
Junior



**#18 Cameron Turley**  
C/RHP • R/R • 6-4 • 201  
Sophomore



**#19 Cort Roedig**  
RHP • R/R • 6-2 • 180  
Freshman



**#20 Jamie Taylor**  
C/RHP • R/R • 6-1 • 197  
Sophomore



**#21 Brant Hurter**  
LHP • L/L • 6-6 • 228  
Sophomore



**#22 Baron Radcliff**  
OF • L/R • 6-4 • 228  
Sophomore




**#23 Oscar Serratos**  
INF/RHP • R/R • 6-3 • 183  
Sophomore



**#24 Jake Lee**  
RHP • R/R • 5-11 • 175  
Senior



**#25 Ryan Miller**  
OF/INF • R/R • 6-2 • 195  
Freshman



**#26 Paxton Rigby**  
OF/1B • L/R • 6-3 • 203  
Junior



**#27 Luke Bartnicki**  
LHP • L/L • 6-3 • 210  
Freshman



**#28 Walker Barlow**  
LHP • L/L • 6-2 • 200  
Freshman



**#31 Nick Wilhite**  
OF/LHP • L/L • 5-9 • 150  
Junior




**#32 Joseph Mannelly**  
LHP • L/L • 6-3 • 212  
Sophomore



**#34 Will Shirah**  
LHP/OF • S/L • 6-2 • 195  
Redshirt Freshman




**#35 Jackson Webb**  
INF • S/R • 6-0 • 175  
Redshirt Junior



**#37 Keyton Gibson**  
LHP • L/L • 6-2 • 207  
Senior



**#38 Robert Winborne**  
RHP • R/R • 6-2 • 192  
Senior



**#39 Jake Brace**  
RHP • R/R • 5-11 • 182  
Sophomore



**#40 Micah Carpenter**  
RHP • R/R • 5-11 • 192  
Senior



**#41 Amos Willingham**  
RHP • R/R • 6-4 • 220  
Junior



**#42 Connor Thomas**  
LHP • L/L • 5-11 • 175  
Junior



**#43 Jack Friedman**  
RHP • R/R • 6-1 • 210  
Freshman



**#17 Danny Hall**  
Head Coach



**#36 Jason Howell**  
Assistant Coach  
Pitching



**#13 James Ramsey**  
Assistant Coach  
Hitting



**#30 Dan Jaffe**  
Volunteer Assistant  
Coach

2019 Georgia Tech Baseball  
Game Results for Georgia Tech (as of Mar 13, 2019)  
(All games)

| Date           | Opponent          |   | Score | Inns | Overall | ACC   | Pitcher of record    | Attend | Time |
|----------------|-------------------|---|-------|------|---------|-------|----------------------|--------|------|
| Feb 15, 2019   | ILLINOIS-CHICAGO  | w | 6-3   | 9    | 1-0-0   | 0-0-0 | Curry, X (W 1-0)     | 1017   | 2:45 |
| Feb 16, 2019   | RICHMOND          | L | 1-7   | 9    | 1-1-0   | 0-0-0 | Roedig, C (L 0-1)    | 1240   | 3:28 |
| Feb 16, 2019   | WEST VIRGINIA     | w | 5-4   | (11) | 2-1-0   | 0-0-0 | Bartnicki, L (W 1-0) | 1163   | 3:20 |
| Feb 22, 2019   | #3 UCLA           | w | 4-3   | (11) | 3-1-0   | 0-0-0 | English, T (W 1-0)   | 1134   | 3:28 |
| Feb 23, 2019   | #3 UCLA           | L | 2-8   | 9    | 3-2-0   | 0-0-0 | Thomas, C (L 0-1)    | 1251   | 3:14 |
| Feb 24, 2019   | #3 UCLA           | L | 0-6   | 9    | 3-3-0   | 0-0-0 | Hurter, B (L 0-1)    | 1501   | 3:23 |
| Feb 26, 2019   | GEORGIA STATE     | w | 7-3   | 9    | 4-3-0   | 0-0-0 | Gibson, K (W 1-0)    | 731    | 3:04 |
| Feb 27, 2019   | at Georgia State  | w | 10-0  | 9    | 5-3-0   | 0-0-0 | Willingham (W 1-0)   | 243    | 2:46 |
| Mar 01, 2019   | NORTHWESTERN      | w | 12-1  | 9    | 6-3-0   | 0-0-0 | Curry, X (W 2-0)     | 880    | 3:11 |
| Mar 02, 2019   | NORTHWESTERN-1    | w | 9-2   | 9    | 7-3-0   | 0-0-0 | Thomas, C (W 1-1)    | 1129   | 2:40 |
| Mar 02, 2019   | NORTHWESTERN-2    | L | 1-5   | 9    | 7-4-0   | 0-0-0 | Gibson, K (L 1-1)    | 1131   | 2:41 |
| Mar 05, 2019   | at Kennesaw State | w | 10-7  | 9    | 8-4-0   | 0-0-0 | Willingham (W 2-0)   | 302    | 3:25 |
| Mar 06, 2019   | KENNESAW STATE    | w | 9-1   | 9    | 9-4-0   | 0-0-0 | Roedig, C (W 1-1)    | 635    | 2:51 |
| * Mar 08, 2019 | at Miami (FL)     | w | 5-4   | (10) | 10-4-0  | 1-0-0 | Hughes, J (W 1-0)    | 2729   | 3:06 |
| * Mar 09, 2019 | at Miami (FL)     | L | 5-6   | 9    | 10-5-0  | 1-1-0 | Gibson, K (L 1-2)    | 2801   | 3:05 |
| * Mar 10, 2019 | at Miami (FL)     | L | 6-9   | 9    | 10-6-0  | 1-2-0 | Hurter, B (L 0-2)    | 2320   | 3:05 |
| Mar 12, 2019   | GEORGIA SOUTHERN  | w | 7-6   | 9    | 11-6-0  | 1-2-0 | Hughes, J (W 2-0)    | 990    | 3:28 |

\* = Conference game

() extra inning game

2019 Georgia Tech Baseball  
Overall Statistics for Georgia Tech (as of Mar 13, 2019)  
(All games Sorted by Batting avg)

Record: 11-6 Home: 8-4 Away: 3-2 ACC: 1-2

| Player            | avg  | gp-gs | ab  | r  | h   | 2b | 3b | hr | rbi | tb  | slg% | bb | hp | so  | gdp | ob%  | sf | sh | sb-att | po  | a   | e  | fld%  |
|-------------------|------|-------|-----|----|-----|----|----|----|-----|-----|------|----|----|-----|-----|------|----|----|--------|-----|-----|----|-------|
| Michael Guldborg  | .469 | 16-15 | 49  | 12 | 23  | 1  | 0  | 0  | 11  | 24  | .490 | 4  | 1  | 1   | 0   | .509 | 1  | 3  | 1-1    | 0   | 1   | 1  | .500  |
| Kyle McCann       | .371 | 17-17 | 62  | 17 | 23  | 5  | 0  | 10 | 24  | 58  | .935 | 18 | 0  | 14  | 0   | .513 | 0  | 0  | 0-0    | 125 | 14  | 1  | .993  |
| Nick Wilhite      | .288 | 17-17 | 59  | 7  | 17  | 1  | 0  | 0  | 7   | 18  | .305 | 7  | 0  | 7   | 1   | .364 | 0  | 2  | 3-3    | 45  | 1   | 0  | 1.000 |
| Oscar Serratos    | .282 | 17-17 | 71  | 11 | 20  | 1  | 1  | 2  | 9   | 29  | .408 | 3  | 2  | 18  | 1   | .329 | 0  | 0  | 2-2    | 7   | 29  | 7  | .837  |
| Tristin English   | .266 | 17-17 | 64  | 15 | 17  | 5  | 1  | 4  | 11  | 36  | .563 | 5  | 9  | 9   | 2   | .392 | 1  | 0  | 0-0    | 116 | 10  | 2  | .984  |
| Austin Wilhite    | .255 | 15-15 | 51  | 7  | 13  | 2  | 1  | 0  | 8   | 17  | .333 | 11 | 0  | 17  | 1   | .381 | 1  | 1  | 2-2    | 20  | 41  | 2  | .968  |
| Colin Hall        | .254 | 17-17 | 67  | 4  | 17  | 7  | 0  | 0  | 5   | 24  | .358 | 4  | 0  | 12  | 1   | .296 | 0  | 1  | 0-0    | 26  | 1   | 0  | 1.000 |
| Luke Waddell      | .235 | 13-13 | 51  | 9  | 12  | 4  | 0  | 1  | 7   | 19  | .373 | 8  | 1  | 6   | 0   | .350 | 0  | 1  | 3-3    | 16  | 29  | 1  | .978  |
| Chase Murray      | .234 | 15-15 | 64  | 11 | 15  | 2  | 0  | 1  | 4   | 20  | .313 | 6  | 0  | 14  | 2   | .300 | 0  | 0  | 3-3    | 32  | 1   | 0  | 1.000 |
| -----             |      |       |     |    |     |    |    |    |     |     |      |    |    |     |     |      |    |    |        |     |     |    |       |
| Jackson Webb      | .316 | 12-5  | 19  | 3  | 6   | 0  | 0  | 0  | 2   | 6   | .316 | 2  | 1  | 6   | 0   | .409 | 0  | 2  | 2-2    | 21  | 16  | 0  | 1.000 |
| Paxton Rigby      | .200 | 5-0   | 5   | 0  | 1   | 0  | 0  | 0  | 1   | 1   | .200 | 0  | 0  | 0   | 0   | .167 | 1  | 0  | 0-0    | 0   | 0   | 0  | .000  |
| Baron Radcliff    | .167 | 13-3  | 18  | 2  | 3   | 0  | 0  | 0  | 1   | 3   | .167 | 7  | 0  | 7   | 0   | .400 | 0  | 0  | 1-1    | 11  | 0   | 0  | 1.000 |
| Jamie Taylor      | .000 | 4-1   | 6   | 0  | 0   | 0  | 0  | 0  | 0   | 0   | .000 | 1  | 0  | 3   | 0   | .143 | 0  | 0  | 0-0    | 26  | 1   | 0  | 1.000 |
| Ryan Miller       | .000 | 4-0   | 4   | 0  | 0   | 0  | 0  | 0  | 0   | 0   | .000 | 0  | 0  | 4   | 0   | .000 | 0  | 0  | 0-0    | 4   | 0   | 0  | 1.000 |
| Cole Neuber       | .000 | 7-0   | 4   | 0  | 0   | 0  | 0  | 0  | 0   | 0   | .000 | 3  | 1  | 1   | 0   | .500 | 0  | 0  | 0-0    | 0   | 0   | 0  | .000  |
| Cameron Turley    | .000 | 3-1   | 2   | 0  | 0   | 0  | 0  | 0  | 0   | 0   | .000 | 1  | 0  | 1   | 0   | .333 | 0  | 0  | 0-0    | 10  | 1   | 0  | 1.000 |
| Micah Carpenter   | .000 | 1-0   | 1   | 0  | 0   | 0  | 0  | 0  | 0   | 0   | .000 | 0  | 0  | 0   | 0   | .000 | 0  | 0  | 0-0    | 2   | 1   | 0  | 1.000 |
| Billy Zinnershine | .000 | 2-0   | 1   | 0  | 0   | 0  | 0  | 0  | 0   | 0   | .000 | 1  | 0  | 0   | 0   | .500 | 0  | 0  | 0-0    | 1   | 2   | 1  | .750  |
| Charlie Benson    | .000 | 6-0   | 1   | 1  | 0   | 0  | 0  | 0  | 0   | 0   | .000 | 1  | 1  | 1   | 0   | .667 | 0  | 0  | 0-0    | 3   | 0   | 0  | 1.000 |
| Totals            | .279 | 17    | 599 | 99 | 167 | 28 | 3  | 18 | 90  | 255 | .426 | 82 | 16 | 121 | 8   | .378 | 4  | 10 | 17-17  | 470 | 162 | 18 | .972  |
| Opponents         | .252 | 17    | 607 | 75 | 153 | 26 | 1  | 15 | 66  | 226 | .372 | 48 | 10 | 167 | 9   | .315 | 5  | 7  | 13-16  | 451 | 160 | 16 | .974  |

LOB - Team (161), Opp (132). DPs turned - Team (11), Opp (11). IBB - Team (8), McCann, K 5, Murray, C 1, Neuber, C 1, Hall, Co 1, Opp (3). Picked off - Wilhite, N 1.

(All games Sorted by Earned run avg)

| Player          | era  | w-l  | app | gs | cq | sho | sv | ip    | h   | r  | er | bb | so  | 2b | 3b | hr | b/avg | wp | hp | bk | sfa | sha |
|-----------------|------|------|-----|----|----|-----|----|-------|-----|----|----|----|-----|----|----|----|-------|----|----|----|-----|-----|
| Jonathan Hughes | 1.72 | 2-0  | 7   | 0  | 0  | 0/0 | 0  | 15.2  | 15  | 5  | 3  | 5  | 9   | 4  | 0  | 0  | .268  | 3  | 2  | 0  | 1   | 2   |
| Xzavion Curry   | 2.95 | 2-0  | 4   | 4  | 0  | 0/0 | 0  | 21.1  | 19  | 8  | 7  | 5  | 29  | 2  | 0  | 2  | .235  | 3  | 2  | 0  | 2   | 0   |
| Brant Hurter    | 3.38 | 0-2  | 4   | 3  | 0  | 0/0 | 0  | 18.2  | 16  | 9  | 7  | 3  | 31  | 2  | 1  | 1  | .216  | 0  | 2  | 0  | 0   | 2   |
| Amos Willingham | 3.92 | 2-0  | 6   | 3  | 0  | 0/1 | 0  | 20.2  | 24  | 9  | 9  | 3  | 11  | 2  | 0  | 2  | .289  | 3  | 0  | 1  | 0   | 0   |
| Connor Thomas   | 3.96 | 1-1  | 4   | 4  | 0  | 0/0 | 0  | 25.0  | 27  | 14 | 11 | 6  | 26  | 9  | 0  | 2  | .267  | 1  | 0  | 0  | 0   | 1   |
| -----           |      |      |     |    |    |     |    |       |     |    |    |    |     |    |    |    |       |    |    |    |     |     |
| Joseph Mannelly | 0.00 | 0-0  | 3   | 0  | 0  | 0/1 | 0  | 2.2   | 2   | 0  | 0  | 0  | 2   | 0  | 0  | 0  | .250  | 2  | 0  | 0  | 0   | 0   |
| Jake Brace      | 0.00 | 0-0  | 1   | 0  | 0  | 0/0 | 0  | 2.0   | 1   | 0  | 0  | 0  | 1   | 0  | 0  | 0  | .167  | 0  | 1  | 0  | 0   | 0   |
| Will Shirah     | 0.00 | 0-0  | 3   | 0  | 0  | 0/0 | 0  | 1.2   | 2   | 0  | 0  | 2  | 1   | 0  | 0  | 0  | .286  | 2  | 0  | 0  | 0   | 0   |
| Robert Winborne | 0.00 | 0-0  | 1   | 0  | 0  | 0/0 | 0  | 1.0   | 1   | 0  | 0  | 1  | 0   | 0  | 0  | 0  | .250  | 0  | 0  | 0  | 0   | 0   |
| Roedig, C       | 1.54 | 1-1  | 4   | 3  | 0  | 0/0 | 0  | 11.2  | 8   | 4  | 2  | 6  | 10  | 0  | 0  | 1  | .190  | 0  | 1  | 0  | 0   | 0   |
| Hugh Chapman    | 2.70 | 0-0  | 4   | 0  | 0  | 0/0 | 0  | 3.1   | 4   | 1  | 1  | 2  | 3   | 1  | 0  | 0  | .286  | 0  | 0  | 0  | 0   | 0   |
| Tristin English | 5.40 | 1-0  | 5   | 0  | 0  | 0/0 | 1  | 8.1   | 8   | 5  | 5  | 0  | 8   | 3  | 0  | 1  | .258  | 0  | 0  | 0  | 1   | 1   |
| Keyton Gibson   | 6.23 | 1-2  | 6   | 0  | 0  | 0/0 | 0  | 8.2   | 5   | 6  | 6  | 5  | 11  | 0  | 0  | 2  | .161  | 1  | 1  | 1  | 1   | 1   |
| Jake Lee        | 6.75 | 0-0  | 3   | 0  | 0  | 0/0 | 0  | 2.2   | 2   | 2  | 2  | 1  | 3   | 1  | 0  | 1  | .200  | 1  | 0  | 0  | 0   | 0   |
| Luke Bartnicki  | 7.94 | 1-0  | 8   | 0  | 0  | 0/1 | 1  | 5.2   | 6   | 5  | 5  | 5  | 10  | 1  | 0  | 0  | .261  | 1  | 1  | 0  | 0   | 0   |
| Micah Carpenter | 8.10 | 0-0  | 4   | 0  | 0  | 0/0 | 0  | 6.2   | 12  | 6  | 6  | 3  | 12  | 1  | 0  | 3  | .375  | 3  | 0  | 0  | 0   | 0   |
| Walker Barlow   | 9.00 | 0-0  | 1   | 0  | 0  | 0/0 | 0  | 1.0   | 1   | 1  | 1  | 1  | 0   | 0  | 0  | 0  | .250  | 0  | 0  | 0  | 0   | 0   |
| Totals          | 3.73 | 11-6 | 17  | 17 | 0  | 1/1 | 2  | 156.2 | 153 | 75 | 65 | 48 | 167 | 26 | 1  | 15 | .252  | 20 | 10 | 2  | 5   | 7   |
| Opponents       | 5.33 | 6-11 | 17  | 17 | 0  | 1/1 | 1  | 150.1 | 167 | 99 | 89 | 82 | 121 | 28 | 3  | 18 | .279  | 21 | 16 | 5  | 4   | 10  |

PB - Team (2), McCann, K 1, Taylor, J 1, Opp (4). Pickoffs - Team (1), Hughes, J 1, Opp (1). SBA/ATT - McCann, K (10-12), Willingham (4-5), Thomas, C (3-3), Roedig, C (2-3), Taylor, J (2-2), Bartnicki, L (2-2), Turley, C (1-2), Hurter, B (1-1), Curry, X (0-1), Gibson, K (1-1).

2019 Georgia Tech Baseball  
Overall Statistics for Georgia Tech (as of Mar 13, 2019)  
(All games Sorted by Fielding pct)

| Player            | c   | po  | a   | e  | fld%  | dp | sba | csb | sba%  | pb | ci |
|-------------------|-----|-----|-----|----|-------|----|-----|-----|-------|----|----|
| Nick Wilhite      | 46  | 45  | 1   | 0  | 1.000 | 0  | 0   | 0   | .000  | 0  | 0  |
| Jackson Webb      | 37  | 21  | 16  | 0  | 1.000 | 4  | 0   | 0   | .000  | 0  | 0  |
| Chase Murray      | 33  | 32  | 1   | 0  | 1.000 | 0  | 0   | 0   | .000  | 0  | 0  |
| Jamie Taylor      | 27  | 26  | 1   | 0  | 1.000 | 0  | 2   | 0   | 1.000 | 1  | 0  |
| Colin Hall        | 27  | 26  | 1   | 0  | 1.000 | 0  | 0   | 0   | .000  | 0  | 0  |
| Cameron Turley    | 11  | 10  | 1   | 0  | 1.000 | 0  | 1   | 1   | .500  | 0  | 0  |
| Baron Radcliff    | 11  | 11  | 0   | 0  | 1.000 | 0  | 0   | 0   | .000  | 0  | 0  |
| Amos Willingham   | 4   | 1   | 3   | 0  | 1.000 | 0  | 4   | 1   | .800  | 0  | 0  |
| Ryan Miller       | 4   | 4   | 0   | 0  | 1.000 | 0  | 0   | 0   | .000  | 0  | 0  |
| Micah Carpenter   | 3   | 2   | 1   | 0  | 1.000 | 0  | 0   | 0   | .000  | 0  | 0  |
| Charlie Benson    | 3   | 3   | 0   | 0  | 1.000 | 0  | 0   | 0   | .000  | 0  | 0  |
| Keyton Gibson     | 2   | 1   | 1   | 0  | 1.000 | 0  | 1   | 0   | 1.000 | 0  | 0  |
| Brant Hurter      | 2   | 0   | 2   | 0  | 1.000 | 0  | 1   | 0   | 1.000 | 0  | 0  |
| Connor Thomas     | 2   | 0   | 2   | 0  | 1.000 | 0  | 3   | 0   | 1.000 | 0  | 0  |
| Robert Winborne   | 1   | 0   | 1   | 0  | 1.000 | 0  | 0   | 0   | .000  | 0  | 0  |
| Joseph Mannelly   | 1   | 1   | 0   | 0  | 1.000 | 0  | 0   | 0   | .000  | 0  | 0  |
| Kyle McCann       | 140 | 125 | 14  | 1  | .993  | 1  | 10  | 2   | .833  | 1  | 0  |
| Tristin English   | 128 | 116 | 10  | 2  | .984  | 9  | 0   | 0   | .000  | 0  | 0  |
| Luke Waddell      | 46  | 16  | 29  | 1  | .978  | 8  | 0   | 0   | .000  | 0  | 0  |
| Austin Wilhite    | 63  | 20  | 41  | 2  | .968  | 7  | 0   | 0   | .000  | 0  | 0  |
| Oscar Serratos    | 43  | 7   | 29  | 7  | .837  | 0  | 0   | 0   | .000  | 0  | 0  |
| Jonathan Hughes   | 5   | 1   | 3   | 1  | .800  | 0  | 0   | 0   | .000  | 0  | 0  |
| Billy Zinnershine | 4   | 1   | 2   | 1  | .750  | 0  | 0   | 0   | .000  | 0  | 0  |
| Roedig, C         | 3   | 0   | 2   | 1  | .667  | 0  | 2   | 1   | .667  | 0  | 0  |
| Michael Guldberg  | 2   | 0   | 1   | 1  | .500  | 0  | 0   | 0   | .000  | 0  | 0  |
| Xzavion Curry     | 2   | 1   | 0   | 1  | .500  | 0  | 0   | 1   | .000  | 0  | 0  |
| Hugh Chapman      | 0   | 0   | 0   | 0  | .000  | 0  | 0   | 0   | .000  | 0  | 0  |
| Luke Bartnicki    | 0   | 0   | 0   | 0  | .000  | 0  | 2   | 0   | 1.000 | 0  | 0  |
| Jake Brace        | 0   | 0   | 0   | 0  | .000  | 0  | 0   | 0   | .000  | 0  | 0  |
| Jake Lee          | 0   | 0   | 0   | 0  | .000  | 0  | 0   | 0   | .000  | 0  | 0  |
| Will Shirah       | 0   | 0   | 0   | 0  | .000  | 0  | 0   | 0   | .000  | 0  | 0  |
| Cole Neuber       | 0   | 0   | 0   | 0  | .000  | 0  | 0   | 0   | .000  | 0  | 0  |
| Paxton Rigby      | 0   | 0   | 0   | 0  | .000  | 0  | 0   | 0   | .000  | 0  | 0  |
| Walker Barlow     | 0   | 0   | 0   | 0  | .000  | 0  | 0   | 0   | .000  | 0  | 0  |
| Totals            | 650 | 470 | 162 | 18 | .972  | 11 | 13  | 3   | .813  | 2  | 0  |
| Opponents         | 627 | 451 | 160 | 16 | .974  | 11 | 17  | 0   | 1.000 | 4  | 0  |

Hitting minimums - 1 Games 1.5 AB/Game  
Pitching minimums - 1 Games 0.8 IP/Game

2019 Georgia Tech Baseball  
Games Summary for Georgia Tech (as of Mar 13, 2019)  
(All games)

|                  |   |   |    |    |    |    |    |    |   |    |       |
|------------------|---|---|----|----|----|----|----|----|---|----|-------|
| Score by innings | 1 | 2 | 3  | 4  | 5  | 6  | 7  | 8  | 9 | EX | Total |
| Georgia Tech     | 8 | 7 | 14 | 15 | 15 | 11 | 16 | 6  | 4 | 3  | 99    |
| Opponents        | 3 | 4 | 9  | 9  | 6  | 7  | 14 | 15 | 8 | 0  | 75    |

|                      |      |  |  |  |  |  |  |                      |      |  |  |
|----------------------|------|--|--|--|--|--|--|----------------------|------|--|--|
| Record when ...      |      |  |  |  |  |  |  |                      |      |  |  |
| Overall              | 11-6 |  |  |  |  |  |  | After 6 leading      | 10-0 |  |  |
| Conference           | 1-2  |  |  |  |  |  |  | ..... trailing       | 0-4  |  |  |
| Non-Conference       | 10-4 |  |  |  |  |  |  | ..... tied           | 1-2  |  |  |
| Home games           | 8-4  |  |  |  |  |  |  | After 7 leading      | 9-1  |  |  |
| Away games           | 3-2  |  |  |  |  |  |  | ..... trailing       | 0-4  |  |  |
| Neutral site         | 0-0  |  |  |  |  |  |  | ..... tied           | 2-1  |  |  |
| Day games            | 9-4  |  |  |  |  |  |  | After 8 leading      | 8-1  |  |  |
| Night games          | 2-2  |  |  |  |  |  |  | ..... trailing       | 0-5  |  |  |
| vs Left starter      | 1-1  |  |  |  |  |  |  | ..... tied           | 3-0  |  |  |
| vs Right starter     | 10-5 |  |  |  |  |  |  |                      |      |  |  |
| 1-Run games          | 4-1  |  |  |  |  |  |  | Hit 0 home runs      | 2-5  |  |  |
| 2-Run games          | 0-0  |  |  |  |  |  |  | ... 1 home run       | 3-1  |  |  |
| 5+Run games          | 4-3  |  |  |  |  |  |  | ... 2+ home runs     | 6-0  |  |  |
| Extra innings        | 3-0  |  |  |  |  |  |  |                      |      |  |  |
| Shutouts             | 1-1  |  |  |  |  |  |  | Opponent 0 home runs | 6-1  |  |  |
|                      |      |  |  |  |  |  |  | ..... 1 home run     | 5-1  |  |  |
| Scoring 0-2 runs     | 0-4  |  |  |  |  |  |  | ..... 2+ HRs         | 0-4  |  |  |
| ..... 3-5 runs       | 3-1  |  |  |  |  |  |  |                      |      |  |  |
| ..... 6-9 runs       | 5-1  |  |  |  |  |  |  | Made 0 errors        | 6-1  |  |  |
| ..... 10+ runs       | 3-0  |  |  |  |  |  |  | .... 1 error         | 3-2  |  |  |
|                      |      |  |  |  |  |  |  | .... 2+ errors       | 2-3  |  |  |
| Opponent 0-2 runs    | 4-0  |  |  |  |  |  |  |                      |      |  |  |
| ..... 3-5 runs       | 5-1  |  |  |  |  |  |  | Opp. made 0 errors   | 3-4  |  |  |
| ..... 6-9 runs       | 2-5  |  |  |  |  |  |  | ..... 1 error        | 2-2  |  |  |
| ..... 10+ runs       | 0-0  |  |  |  |  |  |  | ..... 2+ errors      | 6-0  |  |  |
| Scored in 1st inning | 3-2  |  |  |  |  |  |  | Out-hit opponent     | 9-2  |  |  |
| Opp. scored in 1st   | 0-2  |  |  |  |  |  |  | Out-hit by opponent  | 1-4  |  |  |
| Scores first         | 9-3  |  |  |  |  |  |  | Hits are tied        | 1-0  |  |  |
| Opp. scores first    | 2-3  |  |  |  |  |  |  |                      |      |  |  |

|                          |     |     |     |     |     |     |     |     |     |     |     |
|--------------------------|-----|-----|-----|-----|-----|-----|-----|-----|-----|-----|-----|
| Record when team scores: |     |     |     |     |     |     |     |     |     |     |     |
| Runs                     | 0   | 1   | 2   | 3   | 4   | 5   | 6   | 7   | 8   | 9   | 10+ |
| W-L                      | 0-1 | 0-2 | 0-1 | 0-0 | 1-0 | 2-1 | 1-1 | 2-0 | 0-0 | 2-0 | 3-0 |

|                              |     |     |     |     |     |     |     |     |     |     |     |
|------------------------------|-----|-----|-----|-----|-----|-----|-----|-----|-----|-----|-----|
| Record when opponent scores: |     |     |     |     |     |     |     |     |     |     |     |
| Runs                         | 0   | 1   | 2   | 3   | 4   | 5   | 6   | 7   | 8   | 9   | 10+ |
| W-L                          | 1-0 | 2-0 | 1-0 | 3-0 | 2-0 | 0-1 | 1-2 | 1-1 | 0-1 | 0-1 | 0-0 |

|                            |     |     |     |     |      |      |     |     |  |  |  |
|----------------------------|-----|-----|-----|-----|------|------|-----|-----|--|--|--|
| Record when leading after: |     |     |     |     |      |      |     |     |  |  |  |
| Inn.                       | 1   | 2   | 3   | 4   | 5    | 6    | 7   | 8   |  |  |  |
| W-L                        | 3-1 | 7-0 | 9-0 | 8-0 | 11-0 | 10-0 | 9-1 | 8-1 |  |  |  |

|                             |     |     |     |     |     |     |     |     |  |  |  |
|-----------------------------|-----|-----|-----|-----|-----|-----|-----|-----|--|--|--|
| Record when trailing after: |     |     |     |     |     |     |     |     |  |  |  |
| Inn.                        | 1   | 2   | 3   | 4   | 5   | 6   | 7   | 8   |  |  |  |
| W-L                         | 0-1 | 0-3 | 2-3 | 1-4 | 0-5 | 0-4 | 0-4 | 0-5 |  |  |  |

|                         |     |     |     |     |     |     |     |     |  |  |  |
|-------------------------|-----|-----|-----|-----|-----|-----|-----|-----|--|--|--|
| Record when tied after: |     |     |     |     |     |     |     |     |  |  |  |
| Inn.                    | 1   | 2   | 3   | 4   | 5   | 6   | 7   | 8   |  |  |  |
| W-L                     | 8-4 | 4-3 | 0-3 | 2-2 | 0-1 | 1-2 | 2-1 | 3-0 |  |  |  |

Current winning streak: 1  
Longest winning streak: 4  
Longest losing streak: 2

Home attendance : 12802 ( 12 dates avg = 1066 )  
Away attendance : 8395 ( 5 dates avg = 1679 )  
Total attendance: 21197 ( 17 dates avg = 1246 )

2019 Georgia Tech Baseball  
Team Game-by-Game for Georgia Tech (as of Mar 13, 2019)  
Batting (All games)

| Date    | Opponent          | ab  | r  | h   | rbi | 2b | 3b | hr | tb  | bb | ibb | sb | cs | hbp | sac | sf | gdp | k   | po  | a   | e  | lob | avg  |
|---------|-------------------|-----|----|-----|-----|----|----|----|-----|----|-----|----|----|-----|-----|----|-----|-----|-----|-----|----|-----|------|
| Feb 15  | ILLINOIS-CHICAGO  | 33  | 6  | 10  | 6   | 1  | 0  | 3  | 20  | 4  | 1   | 1  | 0  | 2   | 0   | 1  | 0   | 5   | 27  | 4   | 1  | 10  | .303 |
| Feb 16  | RICHMOND          | 32  | 1  | 5   | 0   | 1  | 1  | 0  | 8   | 7  | 0   | 1  | 0  | 1   | 0   | 0  | 0   | 5   | 27  | 13  | 1  | 12  | .231 |
| Feb 16  | WEST VIRGINIA     | 40  | 5  | 10  | 4   | 2  | 0  | 1  | 15  | 4  | 2   | 0  | 0  | 1   | 0   | 0  | 1   | 5   | 33  | 12  | 5  | 9   | .238 |
| Feb 22  | UCLA              | 35  | 4  | 7   | 4   | 1  | 0  | 2  | 14  | 3  | 1   | 0  | 0  | 0   | 1   | 1  | 0   | 11  | 33  | 15  | 1  | 6   | .229 |
| Feb 23  | UCLA              | 29  | 2  | 4   | 2   | 1  | 0  | 0  | 5   | 5  | 0   | 0  | 0  | 0   | 1   | 1  | 1   | 8   | 27  | 10  | 0  | 7   | .213 |
| Feb 24  | UCLA              | 31  | 0  | 4   | 0   | 1  | 0  | 0  | 5   | 4  | 0   | 1  | 0  | 1   | 1   | 0  | 0   | 9   | 27  | 8   | 2  | 10  | .200 |
| Feb 26  | GEORGIA STATE     | 36  | 7  | 10  | 6   | 0  | 0  | 0  | 10  | 6  | 0   | 4  | 0  | 1   | 0   | 0  | 0   | 5   | 27  | 10  | 0  | 12  | .212 |
| Feb 27  | at Georgia State  | 39  | 10 | 13  | 10  | 2  | 0  | 2  | 21  | 8  | 0   | 2  | 0  | 2   | 0   | 0  | 0   | 10  | 27  | 7   | 0  | 12  | .229 |
| Mar 01  | NORTHWESTERN      | 39  | 12 | 16  | 12  | 4  | 1  | 2  | 28  | 4  | 0   | 1  | 0  | 3   | 1   | 0  | 0   | 7   | 27  | 8   | 2  | 11  | .252 |
| Mar 02  | NORTHWESTERN      | 33  | 9  | 10  | 7   | 1  | 0  | 1  | 14  | 6  | 0   | 0  | 0  | 1   | 1   | 0  | 1   | 3   | 27  | 11  | 0  | 8   | .256 |
| Mar 02  | NORTHWESTERN      | 32  | 1  | 6   | 1   | 1  | 1  | 0  | 9   | 0  | 0   | 0  | 0  | 0   | 0   | 0  | 1   | 12  | 27  | 9   | 2  | 4   | .251 |
| Mar 05  | at Kennesaw State | 42  | 10 | 14  | 9   | 1  | 0  | 1  | 18  | 6  | 1   | 1  | 0  | 0   | 1   | 0  | 0   | 9   | 27  | 7   | 0  | 12  | .259 |
| Mar 06  | KENNESAW STATE    | 33  | 9  | 11  | 8   | 1  | 0  | 2  | 18  | 5  | 0   | 3  | 0  | 0   | 1   | 1  | 1   | 3   | 27  | 8   | 0  | 7   | .264 |
| *Mar 08 | at Miami (FL)     | 36  | 5  | 10  | 5   | 1  | 0  | 3  | 20  | 4  | 1   | 0  | 0  | 1   | 2   | 0  | 0   | 10  | 30  | 8   | 0  | 8   | .265 |
| *Mar 09 | at Miami (FL)     | 36  | 5  | 11  | 4   | 5  | 0  | 0  | 16  | 5  | 1   | 1  | 0  | 0   | 1   | 0  | 0   | 9   | 26  | 8   | 1  | 10  | .268 |
| *Mar 10 | at Miami (FL)     | 36  | 6  | 12  | 6   | 1  | 0  | 1  | 16  | 5  | 0   | 1  | 0  | 1   | 0   | 0  | 3   | 6   | 24  | 7   | 2  | 9   | .272 |
| Mar 12  | GEORGIA SOUTHERN  | 37  | 7  | 14  | 6   | 4  | 0  | 0  | 18  | 6  | 1   | 1  | 0  | 2   | 0   | 0  | 0   | 4   | 27  | 17  | 1  | 14  | .279 |
| Totals  |                   | 599 | 99 | 167 | 90  | 28 | 3  | 18 | 255 | 82 | 8   | 17 | 0  | 16  | 10  | 4  | 8   | 121 | 470 | 162 | 18 | 161 | .279 |

2019 Georgia Tech Baseball  
Team Game-by-Game for Georgia Tech (as of Mar 13, 2019)  
Pitching (All games)

| Date    | Opponent          | ip    | h   | r  | er | bb | so  | 2b | 3b | hr | wp | bk | hbp | dp | ibb | score | w-l  | sv | era  |
|---------|-------------------|-------|-----|----|----|----|-----|----|----|----|----|----|-----|----|-----|-------|------|----|------|
| Feb 15  | ILLINOIS-CHICAGO  | 9.0   | 6   | 3  | 3  | 1  | 14  | 0  | 0  | 1  | 0  | 0  | 1   | 1  | 0   | 6-3   | 1-0  | 1  | 3.00 |
| Feb 16  | RICHMOND          | 9.0   | 13  | 7  | 7  | 6  | 7   | 1  | 0  | 2  | 2  | 0  | 0   | 0  | 0   | 1-7   | 1-1  | 1  | 5.00 |
| Feb 16  | WEST VIRGINIA     | 11.0  | 6   | 4  | 1  | 2  | 18  | 2  | 0  | 1  | 0  | 0  | 0   | 0  | 0   | 5-4   | 2-1  | 1  | 3.41 |
| Feb 22  | UCLA              | 11.0  | 9   | 3  | 2  | 5  | 8   | 0  | 0  | 0  | 1  | 0  | 0   | 1  | 0   | 4-3   | 3-1  | 1  | 2.92 |
| Feb 23  | UCLA              | 9.0   | 13  | 8  | 8  | 2  | 7   | 4  | 0  | 2  | 2  | 1  | 0   | 0  | 1   | 2-8   | 3-2  | 1  | 3.86 |
| Feb 24  | UCLA              | 9.0   | 12  | 6  | 3  | 3  | 11  | 3  | 0  | 1  | 0  | 0  | 3   | 1  | 0   | 0-6   | 3-3  | 1  | 3.72 |
| Feb 26  | GEORGIA STATE     | 9.0   | 6   | 3  | 3  | 2  | 6   | 1  | 0  | 1  | 0  | 0  | 0   | 0  | 0   | 7-3   | 4-3  | 1  | 3.63 |
| Feb 27  | at Georgia State  | 9.0   | 6   | 0  | 0  | 0  | 10  | 1  | 0  | 0  | 2  | 0  | 0   | 0  | 0   | 10-0  | 5-3  | 1  | 3.20 |
| Mar 01  | NORTHWESTERN      | 9.0   | 5   | 1  | 1  | 4  | 8   | 0  | 0  | 0  | 0  | 0  | 1   | 2  | 0   | 12-1  | 6-3  | 1  | 2.96 |
| Mar 02  | NORTHWESTERN      | 9.0   | 7   | 2  | 2  | 2  | 8   | 3  | 0  | 0  | 1  | 0  | 0   | 2  | 0   | 9-2   | 7-3  | 1  | 2.87 |
| Mar 02  | NORTHWESTERN      | 9.0   | 10  | 5  | 5  | 1  | 14  | 2  | 0  | 0  | 0  | 0  | 0   | 0  | 0   | 1-5   | 7-4  | 1  | 3.06 |
| Mar 05  | at Kennesaw State | 9.0   | 12  | 7  | 7  | 4  | 13  | 1  | 0  | 1  | 4  | 0  | 0   | 0  | 0   | 10-7  | 8-4  | 1  | 3.38 |
| Mar 06  | KENNESAW STATE    | 9.0   | 5   | 1  | 1  | 3  | 11  | 0  | 0  | 0  | 1  | 0  | 1   | 1  | 0   | 9-1   | 9-4  | 1  | 3.20 |
| *Mar 08 | at Miami (FL)     | 10.0  | 10  | 4  | 4  | 1  | 9   | 4  | 0  | 1  | 3  | 0  | 3   | 1  | 1   | 5-4   | 10-4 | 1  | 3.23 |
| *Mar 09 | at Miami (FL)     | 8.2   | 10  | 6  | 6  | 2  | 8   | 1  | 0  | 3  | 0  | 0  | 0   | 0  | 0   | 5-6   | 10-5 | 1  | 3.42 |
| *Mar 10 | at Miami (FL)     | 8.0   | 10  | 9  | 8  | 4  | 12  | 2  | 1  | 2  | 1  | 0  | 1   | 0  | 1   | 6-9   | 10-6 | 1  | 3.72 |
| Mar 12  | GEORGIA SOUTHERN  | 9.0   | 13  | 6  | 4  | 6  | 3   | 1  | 0  | 0  | 3  | 1  | 0   | 2  | 0   | 7-6   | 11-6 | 2  | 3.73 |
| Totals  |                   | 156.2 | 153 | 75 | 65 | 48 | 167 | 26 | 1  | 15 | 20 | 2  | 10  | 11 | 3   | 99-75 | 11-6 | 2  | 3.73 |

## Record: 11-6 Home: 8-4 Away: 3-2 ACC: 1-2

[illegible]

(All games Sorted by Earned run avg)

[illegible]

(All games Sorted by Fielding pct)

| Player            | SEASON |     |     |    |       |     |     |       |    |    | CAREER |     |     |    |       |     |     |       |    |    |
|-------------------|--------|-----|-----|----|-------|-----|-----|-------|----|----|--------|-----|-----|----|-------|-----|-----|-------|----|----|
|                   | CH     | PO  | A   | E  | Fld%  | SBA | CSB | SBA%  | PB | CI | Ch     | PO  | A   | E  | Fld%  | SBA | CSB | SBA%  | PB | CI |
| Nick Wilhite      | 46     | 45  | 1   | 0  | 1.000 | 0   | 0   | .000  | 0  | 0  | 186    | 176 | 7   | 3  | .984  | 0   | 0   | .000  | 0  | 0  |
| Jackson Webb      | 37     | 21  | 16  | 0  | 1.000 | 0   | 0   | .000  | 0  | 0  | 37     | 21  | 16  | 0  | 1.000 | 0   | 0   | .000  | 0  | 0  |
| Chase Murray      | 33     | 32  | 1   | 0  | 1.000 | 0   | 0   | .000  | 0  | 0  | 200    | 190 | 6   | 4  | .980  | 0   | 0   | .000  | 0  | 0  |
| Colin Hall        | 27     | 26  | 1   | 0  | 1.000 | 0   | 0   | .000  | 0  | 0  | 118    | 111 | 6   | 1  | .992  | 0   | 0   | .000  | 0  | 0  |
| Jamie Taylor      | 27     | 26  | 1   | 0  | 1.000 | 2   | 0   | 1.000 | 1  | 0  | 29     | 27  | 2   | 0  | 1.000 | 2   | 0   | 1.000 | 1  | 0  |
| Cameron Turley    | 11     | 10  | 1   | 0  | 1.000 | 1   | 1   | .500  | 0  | 0  | 22     | 21  | 1   | 0  | 1.000 | 1   | 1   | .500  | 2  | 0  |
| Baron Radcliff    | 11     | 11  | 0   | 0  | 1.000 | 0   | 0   | .000  | 0  | 0  | 51     | 48  | 1   | 2  | .961  | 0   | 0   | .000  | 0  | 0  |
| Ryan Miller       | 4      | 4   | 0   | 0  | 1.000 | 0   | 0   | .000  | 0  | 0  | 4      | 4   | 0   | 0  | 1.000 | 0   | 0   | .000  | 0  | 0  |
| Amos Willingham   | 4      | 1   | 3   | 0  | 1.000 | 4   | 1   | .800  | 0  | 0  | 4      | 1   | 3   | 0  | 1.000 | 4   | 1   | .800  | 0  | 0  |
| Micah Carpenter   | 3      | 2   | 1   | 0  | 1.000 | 0   | 0   | .000  | 0  | 0  | 20     | 9   | 8   | 3  | .850  | 2   | 1   | .667  | 0  | 0  |
| Charlie Benson    | 3      | 3   | 0   | 0  | 1.000 | 0   | 0   | .000  | 0  | 0  | 3      | 3   | 0   | 0  | 1.000 | 0   | 0   | .000  | 0  | 0  |
| Keyton Gibson     | 2      | 1   | 1   | 0  | 1.000 | 1   | 0   | 1.000 | 0  | 0  | 28     | 4   | 19  | 5  | .821  | 8   | 8   | .500  | 0  | 0  |
| Connor Thomas     | 2      | 0   | 2   | 0  | 1.000 | 3   | 0   | 1.000 | 0  | 0  | 22     | 2   | 17  | 3  | .864  | 5   | 1   | .833  | 0  | 0  |
| Brant Hurter      | 2      | 0   | 2   | 0  | 1.000 | 1   | 0   | 1.000 | 0  | 0  | 10     | 1   | 7   | 2  | .800  | 7   | 1   | .875  | 0  | 0  |
| Robert Winborne   | 1      | 0   | 1   | 0  | 1.000 | 0   | 0   | .000  | 0  | 0  | 10     | 3   | 7   | 0  | 1.000 | 1   | 3   | .250  | 0  | 0  |
| Joseph Mannelly   | 1      | 1   | 0   | 0  | 1.000 | 0   | 0   | .000  | 0  | 0  | 1      | 1   | 0   | 0  | 1.000 | 0   | 0   | .000  | 0  | 0  |
| Kyle McCann       | 140    | 125 | 14  | 1  | .993  | 10  | 2   | .833  | 1  | 0  | 743    | 680 | 52  | 11 | .985  | 23  | 9   | .719  | 8  | 0  |
| Tristin English   | 128    | 116 | 10  | 2  | .984  | 0   | 0   | .000  | 0  | 0  | 810    | 739 | 63  | 8  | .990  | 2   | 1   | .667  | 0  | 0  |
| Luke Waddell      | 46     | 16  | 29  | 1  | .978  | 0   | 0   | .000  | 0  | 0  | 139    | 34  | 95  | 10 | .928  | 0   | 0   | .000  | 0  | 0  |
| Austin Wilhite    | 63     | 20  | 41  | 2  | .968  | 0   | 0   | .000  | 0  | 0  | 557    | 201 | 326 | 30 | .946  | 0   | 0   | .000  | 0  | 0  |
| Oscar Serratos    | 43     | 7   | 29  | 7  | .837  | 0   | 0   | .000  | 0  | 0  | 132    | 36  | 77  | 19 | .856  | 0   | 0   | .000  | 0  | 0  |
| Jonathan Hughes   | 5      | 1   | 3   | 1  | .800  | 0   | 0   | .000  | 0  | 0  | 25     | 8   | 16  | 1  | .960  | 0   | 2   | .000  | 0  | 0  |
| Billy Zinnershine | 4      | 1   | 2   | 1  | .750  | 0   | 0   | .000  | 0  | 0  | 4      | 1   | 2   | 1  | .750  | 0   | 0   | .000  | 0  | 0  |
| Roedig, C         | 3      | 0   | 2   | 1  | .667  | 2   | 1   | .667  | 0  | 0  | 3      | 0   | 2   | 1  | .667  | 2   | 1   | .667  | 0  | 0  |
| Xzavion Curry     | 2      | 1   | 0   | 1  | .500  | 0   | 1   | .000  | 0  | 0  | 25     | 7   | 14  | 4  | .840  | 7   | 4   | .636  | 0  | 0  |
| Michael Guldborg  | 2      | 0   | 1   | 1  | .500  | 0   | 0   | .000  | 0  | 0  | 30     | 26  | 2   | 2  | .933  | 0   | 0   | .000  | 0  | 0  |
| Will Shirah       | 0      | 0   | 0   | 0  | .000  | 0   | 0   | .000  | 0  | 0  | 0      | 0   | 0   | 0  | .000  | 0   | 0   | .000  | 0  | 0  |
| Jake Lee          | 0      | 0   | 0   | 0  | .000  | 0   | 0   | .000  | 0  | 0  | 22     | 5   | 16  | 1  | .955  | 12  | 2   | .857  | 0  | 0  |
| Luke Bartnicki    | 0      | 0   | 0   | 0  | .000  | 2   | 0   | 1.000 | 0  | 0  | 0      | 0   | 0   | 0  | .000  | 2   | 0   | 1.000 | 0  | 0  |
| Jake Brace        | 0      | 0   | 0   | 0  | .000  | 0   | 0   | .000  | 0  | 0  | 0      | 0   | 0   | 0  | .000  | 0   | 0   | .000  | 0  | 0  |
| Walker Barlow     | 0      | 0   | 0   | 0  | .000  | 0   | 0   | .000  | 0  | 0  | 0      | 0   | 0   | 0  | .000  | 0   | 0   | .000  | 0  | 0  |
| Cole Neuber       | 0      | 0   | 0   | 0  | .000  | 0   | 0   | .000  | 0  | 0  | 4      | 4   | 0   | 0  | 1.000 | 0   | 0   | .000  | 0  | 0  |
| Paxton Rigby      | 0      | 0   | 0   | 0  | .000  | 0   | 0   | .000  | 0  | 0  | 14     | 12  | 2   | 0  | 1.000 | 0   | 0   | .000  | 0  | 0  |
| Hugh Chapman      | 0      | 0   | 0   | 0  | .000  | 0   | 0   | .000  | 0  | 0  | 5      | 3   | 2   | 0  | 1.000 | 0   | 0   | .000  | 0  | 0  |
| Totals            | 650    | 470 | 162 | 18 | .972  | 13  | 3   | .813  | 2  | 0  |        |     |     |    |       |     |     |       |    |    |
| Opponents         | 627    | 451 | 160 | 16 | .974  | 17  | 0   | 1.000 | 4  | 0  |        |     |     |    |       |     |     |       |    |    |

# 2019 Georgia Tech Baseball

## Individual Game-by-Game for Georgia Tech (as of Mar 13, 2019)

### #28 Walker Barlow - 1 appearance (All games)

| Date   | Opponent     | GS | IP  | H | R | ER | BB | SO | 2B | 3B | HR | WP | BK | HBP | IBB | Score | W-L | Sv | ERA  | NP |
|--------|--------------|----|-----|---|---|----|----|----|----|----|----|----|----|-----|-----|-------|-----|----|------|----|
| Mar 01 | NORTHWESTERN |    | 1.0 | 1 | 1 | 1  | 1  | 0  | 0  | 0  | 0  | 0  | 0  | 0   | 0   | 12-1  | 0-0 | 0  | 9.00 | 19 |
| Totals |              | 0  | 1.0 | 1 | 1 | 1  | 1  | 0  | 0  | 0  | 0  | 0  | 0  | 0   | 0   | 12-1  | 0-0 | 0  | 9.00 | -  |

### #27 Luke Bartnicki - 8 appearances (All games)

| Date   | Opponent          | GS | IP  | H | R | ER | BB | SO | 2B | 3B | HR | WP | BK | HBP | IBB | Score | W-L | Sv | ERA   | NP |
|--------|-------------------|----|-----|---|---|----|----|----|----|----|----|----|----|-----|-----|-------|-----|----|-------|----|
| Feb 16 | WEST VIRGINIA     |    | 0.1 | 0 | 0 | 0  | 0  | 1  | 0  | 0  | 0  | 0  | 0  | 0   | 0   | 5-4   | 1-0 | 0  | 0.00  | 6  |
| Feb 22 | UCLA              |    | 0.1 | 1 | 1 | 1  | 1  | 0  | 0  | 0  | 0  | 0  | 0  | 0   | 0   | 4-3   | 1-0 | 0  | 13.50 | 7  |
| Feb 24 | UCLA              |    | 0.0 | 0 | 0 | 0  | 0  | 0  | 0  | 0  | 0  | 0  | 0  | 1   | 0   | 0-6   | 1-0 | 0  | 13.50 | 5  |
| Feb 27 | at Georgia State  |    | 2.0 | 1 | 0 | 0  | 0  | 3  | 1  | 0  | 0  | 0  | 0  | 0   | 0   | 10-0  | 1-0 | 0  | 3.38  | 26 |
| Mar 02 | NORTHWESTERN-2    |    | 0.2 | 1 | 0 | 0  | 0  | 1  | 0  | 0  | 0  | 0  | 0  | 0   | 0   | 1-5   | 1-0 | 0  | 2.70  | 12 |
| Mar 05 | at Kennesaw State |    | 1.2 | 2 | 3 | 3  | 2  | 3  | 0  | 0  | 0  | 1  | 0  | 0   | 0   | 10-7  | 1-0 | 0  | 7.20  | 42 |
| Mar 10 | at Miami (FL)     |    | 0.1 | 1 | 1 | 1  | 2  | 1  | 0  | 0  | 0  | 0  | 0  | 0   | 0   | 6-9   | 1-0 | 0  | 8.44  | 17 |
| Mar 12 | GEORGIA SOUTHERN  |    | 0.1 | 0 | 0 | 0  | 0  | 1  | 0  | 0  | 0  | 0  | 0  | 0   | 0   | 7-6   | 1-0 | 1  | 7.94  | 5  |
| Totals |                   | 0  | 5.2 | 6 | 5 | 5  | 5  | 10 | 1  | 0  | 0  | 1  | 0  | 1   | 0   | 43-40 | 1-0 | 1  | 7.94  | -  |

### #9 Charlie Benson - 6 games (All games)

| Date   | Opponent          | Pos   | AB | R | H | RBI | 2B | 3B | HR | BB | SB | CS | HBP | SAC | SF | GDP | K | PO | A | E | Avg  |
|--------|-------------------|-------|----|---|---|-----|----|----|----|----|----|----|-----|-----|----|-----|---|----|---|---|------|
| Feb 22 | UCLA              | 2b    | 0  | 0 | 0 | 0   | 0  | 0  | 0  | 0  | 0  | 0  | 0   | 0   | 0  | 0   | 0 | 0  | 0 | 0 | .000 |
| Feb 24 | UCLA              | 2b    | 0  | 0 | 0 | 0   | 0  | 0  | 0  | 1  | 0  | 0  | 0   | 0   | 0  | 0   | 0 | 0  | 0 | 0 | .000 |
| Feb 27 | at Georgia State  | ph/3b | 0  | 1 | 0 | 0   | 0  | 0  | 0  | 0  | 0  | 0  | 1   | 0   | 0  | 0   | 0 | 1  | 0 | 0 | .000 |
| Mar 01 | NORTHWESTERN      | 3b    | 1  | 0 | 0 | 0   | 0  | 0  | 0  | 0  | 0  | 0  | 0   | 0   | 0  | 0   | 1 | 0  | 0 | 0 | .000 |
| Mar 05 | at Kennesaw State | 3b    | 0  | 0 | 0 | 0   | 0  | 0  | 0  | 0  | 0  | 0  | 0   | 0   | 0  | 0   | 0 | 0  | 0 | 0 | .000 |
| Mar 06 | KENNESAW STATE    | 3b    | 0  | 0 | 0 | 0   | 0  | 0  | 0  | 0  | 0  | 0  | 0   | 0   | 0  | 0   | 0 | 0  | 0 | 0 | .000 |
| Totals |                   | Ogs   | 1  | 1 | 0 | 0   | 0  | 0  | 0  | 1  | 0  | 0  | 1   | 0   | 0  | 0   | 1 | 3  | 0 | 0 | .000 |

On base pct. .667 • Slugging pct. .000

### #39 Jake Brace - 1 appearance (All games)

| Date   | Opponent     | GS | IP  | H | R | ER | BB | SO | 2B | 3B | HR | WP | BK | HBP | IBB | Score | W-L | Sv | ERA  | NP |
|--------|--------------|----|-----|---|---|----|----|----|----|----|----|----|----|-----|-----|-------|-----|----|------|----|
| Mar 01 | NORTHWESTERN |    | 2.0 | 1 | 0 | 0  | 0  | 1  | 0  | 0  | 0  | 0  | 0  | 1   | 0   | 12-1  | 0-0 | 0  | 0.00 | 27 |
| Totals |              | 0  | 2.0 | 1 | 0 | 0  | 0  | 1  | 0  | 0  | 0  | 0  | 0  | 1   | 0   | 12-1  | 0-0 | 0  | 0.00 | -  |

### #40 Micah Carpenter - 2 games (All games)

| Date   | Opponent     | Pos | AB | R | H | RBI | 2B | 3B | HR | BB | SB | CS | HBP | SAC | SF | GDP | K | PO | A | E | Avg  |
|--------|--------------|-----|----|---|---|-----|----|----|----|----|----|----|-----|-----|----|-----|---|----|---|---|------|
| Feb 16 | RICHMOND     | p   | 0  | 0 | 0 | 0   | 0  | 0  | 0  | 0  | 0  | 0  | 0   | 0   | 0  | 0   | 0 | 2  | 1 | 0 | .000 |
| Mar 01 | NORTHWESTERN | of  | 1  | 0 | 0 | 0   | 0  | 0  | 0  | 0  | 0  | 0  | 0   | 0   | 0  | 0   | 0 | 0  | 0 | 0 | .000 |
| Totals |              | Ogs | 1  | 0 | 0 | 0   | 0  | 0  | 0  | 0  | 0  | 0  | 0   | 0   | 0  | 0   | 0 | 2  | 1 | 0 | .000 |

On base pct. .000 • Slugging pct. .000

### #40 Micah Carpenter - 4 appearances (All games)

| Date   | Opponent          | GS | IP  | H  | R | ER | BB | SO | 2B | 3B | HR | WP | BK | HBP | IBB | Score | W-L | Sv | ERA  | NP |
|--------|-------------------|----|-----|----|---|----|----|----|----|----|----|----|----|-----|-----|-------|-----|----|------|----|
| Feb 16 | RICHMOND          |    | 3.0 | 3  | 1 | 1  | 2  | 4  | 0  | 0  | 0  | 0  | 0  | 0   | 0   | 1-7   | 0-0 | 0  | 3.00 | 54 |
| Feb 23 | UCLA              |    | 0.2 | 2  | 1 | 1  | 0  | 0  | 0  | 0  | 1  | 0  | 0  | 0   | 0   | 2-8   | 0-0 | 0  | 4.91 | 10 |
| Mar 05 | at Kennesaw State |    | 2.1 | 5  | 3 | 3  | 1  | 7  | 1  | 0  | 1  | 3  | 0  | 0   | 0   | 10-7  | 0-0 | 0  | 7.50 | 56 |
| Mar 10 | at Miami (FL)     |    | 0.2 | 2  | 1 | 1  | 0  | 1  | 0  | 0  | 1  | 0  | 0  | 0   | 0   | 6-9   | 0-0 | 0  | 8.10 | 12 |
| Totals |                   | 0  | 6.2 | 12 | 6 | 6  | 3  | 12 | 1  | 0  | 3  | 3  | 0  | 0   | 0   | 19-31 | 0-0 | 0  | 8.10 | -  |

# 2019 Georgia Tech Baseball Individual Game-by-Game for Georgia Tech (as of Mar 13, 2019)

## #15 Hugh Chapman - 4 appearances (All games)

| Date   | Opponent       | GS | IP  | H | R | ER | BB | SO | 2B | 3B | HR | WP | BK | HBP | IBB | Score | W-L | Sv | ERA  | NP |
|--------|----------------|----|-----|---|---|----|----|----|----|----|----|----|----|-----|-----|-------|-----|----|------|----|
| Feb 23 | UCLA           |    | 1.0 | 1 | 0 | 0  | 0  | 0  | 1  | 0  | 0  | 0  | 0  | 0   | 0   | 2-8   | 0-0 | 0  | 0.00 | 14 |
| Feb 24 | UCLA           |    | 0.1 | 0 | 0 | 0  | 0  | 0  | 0  | 0  | 0  | 0  | 0  | 0   | 0   | 0-6   | 0-0 | 0  | 0.00 | 4  |
| Mar 02 | NORTHWESTERN-2 |    | 0.2 | 1 | 0 | 0  | 0  | 0  | 0  | 0  | 0  | 0  | 0  | 0   | 0   | 1-5   | 0-0 | 0  | 0.00 | 12 |
| Mar 06 | KENNESAW STATE |    | 1.1 | 2 | 1 | 1  | 2  | 3  | 0  | 0  | 0  | 0  | 0  | 0   | 0   | 9-1   | 0-0 | 0  | 2.70 | 42 |
| Totals |                | 0  | 3.1 | 4 | 1 | 1  | 2  | 3  | 1  | 0  | 0  | 0  | 0  | 0   | 0   | 12-20 | 0-0 | 0  | 2.70 | -  |

## #1 Xzavion Curry - 2 games (All games)

| Date   | Opponent      | Pos | AB | R | H | RBI | 2B | 3B | HR | BB | SB | CS | HBP | SAC | SF | GDP | K | PO | A | E | Avg  |
|--------|---------------|-----|----|---|---|-----|----|----|----|----|----|----|-----|-----|----|-----|---|----|---|---|------|
| Feb 22 | UCLA          | *p  | 0  | 0 | 0 | 0   | 0  | 0  | 0  | 0  | 0  | 0  | 0   | 0   | 0  | 0   | 0 | 0  | 0 | 1 | .000 |
| Mar 08 | at Miami (FL) | *p  | 0  | 0 | 0 | 0   | 0  | 0  | 0  | 0  | 0  | 0  | 0   | 0   | 0  | 0   | 0 | 0  | 0 | 0 | .000 |
| Totals |               | 2gs | 0  | 0 | 0 | 0   | 0  | 0  | 0  | 0  | 0  | 0  | 0   | 0   | 0  | 0   | 0 | 1  | 0 | 1 | .000 |

On base pct. .000 • Slugging pct. .000

## #1 Xzavion Curry - 4 appearances (All games)

| Date   | Opponent         | GS | IP   | H  | R | ER | BB | SO | 2B | 3B | HR | WP | BK | HBP | IBB | Score | W-L | Sv | ERA  | NP  |
|--------|------------------|----|------|----|---|----|----|----|----|----|----|----|----|-----|-----|-------|-----|----|------|-----|
| Feb 15 | ILLINOIS-CHICAGO | *  | 5.0  | 5  | 2 | 2  | 0  | 9  | 0  | 0  | 1  | 0  | 0  | 0   | 0   | 6-3   | 1-0 | 0  | 3.60 | 88  |
| Feb 22 | UCLA             | *  | 5.0  | 5  | 2 | 1  | 3  | 4  | 0  | 0  | 0  | 1  | 0  | 0   | 0   | 4-3   | 1-0 | 0  | 2.70 | 91  |
| Mar 01 | NORTHWESTERN     | *  | 5.0  | 2  | 0 | 0  | 2  | 7  | 0  | 0  | 0  | 0  | 0  | 0   | 0   | 12-1  | 2-0 | 0  | 1.80 | 93  |
| Mar 08 | at Miami (FL)    | *  | 6.1  | 7  | 4 | 4  | 0  | 9  | 2  | 0  | 1  | 2  | 0  | 2   | 0   | 5-4   | 2-0 | 0  | 2.95 | 106 |
| Totals |                  | 4  | 21.1 | 19 | 8 | 7  | 5  | 29 | 2  | 0  | 2  | 3  | 0  | 2   | 0   | 27-11 | 2-0 | 0  | 2.95 | -   |

## #11 Tristin English - 17 games (All games)

| Date   | Opponent          | Pos   | AB | R  | H  | RBI | 2B | 3B | HR | BB | SB | CS | HBP | SAC | SF | GDP | K | PO  | A  | E | Avg  |
|--------|-------------------|-------|----|----|----|-----|----|----|----|----|----|----|-----|-----|----|-----|---|-----|----|---|------|
| Feb 15 | ILLINOIS-CHICAGO  | *1b/p | 3  | 1  | 0  | 1   | 0  | 0  | 0  | 1  | 0  | 0  | 1   | 0   | 0  | 0   | 0 | 2   | 0  | 0 | .000 |
| Feb 16 | RICHMOND          | *1b   | 4  | 0  | 2  | 0   | 1  | 0  | 0  | 0  | 0  | 0  | 1   | 0   | 0  | 0   | 0 | 6   | 2  | 0 | .286 |
| Feb 16 | WEST VIRGINIA     | *1b/p | 4  | 2  | 1  | 0   | 0  | 0  | 0  | 0  | 0  | 0  | 1   | 0   | 0  | 0   | 0 | 10  | 1  | 0 | .273 |
| Feb 22 | UCLA              | *1b/p | 5  | 0  | 0  | 0   | 0  | 0  | 0  | 0  | 0  | 0  | 0   | 0   | 0  | 0   | 2 | 7   | 3  | 0 | .188 |
| Feb 23 | UCLA              | *1b   | 3  | 0  | 0  | 1   | 0  | 0  | 0  | 0  | 0  | 0  | 0   | 0   | 1  | 1   | 0 | 8   | 0  | 0 | .158 |
| Feb 24 | UCLA              | *1b   | 4  | 0  | 0  | 0   | 0  | 0  | 0  | 0  | 0  | 0  | 0   | 0   | 0  | 0   | 1 | 6   | 0  | 0 | .130 |
| Feb 26 | GEORGIA STATE     | *1b/p | 4  | 1  | 1  | 0   | 0  | 0  | 0  | 0  | 0  | 0  | 1   | 0   | 0  | 0   | 0 | 6   | 0  | 0 | .148 |
| Feb 27 | at Georgia State  | *1b   | 3  | 1  | 1  | 2   | 0  | 0  | 1  | 0  | 0  | 0  | 1   | 0   | 0  | 0   | 0 | 6   | 0  | 0 | .167 |
| Mar 01 | NORTHWESTERN      | *1b   | 1  | 2  | 0  | 0   | 0  | 0  | 0  | 2  | 0  | 0  | 2   | 0   | 0  | 0   | 1 | 4   | 0  | 1 | .161 |
| Mar 02 | NORTHWESTERN-1    | *1b   | 5  | 0  | 0  | 0   | 0  | 0  | 0  | 0  | 0  | 0  | 0   | 0   | 0  | 0   | 2 | 12  | 1  | 0 | .139 |
| Mar 02 | NORTHWESTERN-2    | *1b/p | 4  | 0  | 2  | 0   | 0  | 1  | 0  | 0  | 0  | 0  | 0   | 0   | 0  | 0   | 1 | 9   | 0  | 0 | .175 |
| Mar 05 | at Kennesaw State | *1b   | 4  | 2  | 3  | 1   | 1  | 0  | 0  | 1  | 0  | 0  | 0   | 0   | 0  | 0   | 0 | 6   | 0  | 0 | .227 |
| Mar 06 | KENNESAW STATE    | *1b   | 3  | 1  | 0  | 0   | 0  | 0  | 0  | 1  | 0  | 0  | 0   | 0   | 0  | 0   | 0 | 7   | 0  | 0 | .213 |
| Mar 08 | at Miami (FL)     | *1b   | 5  | 2  | 2  | 3   | 0  | 0  | 2  | 0  | 0  | 0  | 0   | 0   | 0  | 0   | 1 | 5   | 2  | 0 | .231 |
| Mar 09 | at Miami (FL)     | *1b   | 5  | 1  | 2  | 0   | 1  | 0  | 0  | 0  | 0  | 0  | 0   | 0   | 0  | 0   | 1 | 7   | 1  | 0 | .246 |
| Mar 10 | at Miami (FL)     | *1b   | 3  | 1  | 1  | 2   | 0  | 0  | 1  | 0  | 0  | 0  | 1   | 0   | 0  | 1   | 0 | 6   | 0  | 0 | .250 |
| Mar 12 | GEORGIA SOUTHERN  | *1b   | 4  | 1  | 2  | 1   | 2  | 0  | 0  | 0  | 0  | 0  | 1   | 0   | 0  | 0   | 0 | 9   | 0  | 1 | .266 |
| Totals |                   | 17gs  | 64 | 15 | 17 | 11  | 5  | 1  | 4  | 5  | 0  | 0  | 9   | 0   | 1  | 2   | 9 | 116 | 10 | 2 | .266 |

On base pct. .392 • Slugging pct. .562

## #11 Tristin English - 5 appearances (All games)

| Date   | Opponent         | GS | IP  | H | R | ER | BB | SO | 2B | 3B | HR | WP | BK | HBP | IBB | Score | W-L | Sv | ERA  | NP |
|--------|------------------|----|-----|---|---|----|----|----|----|----|----|----|----|-----|-----|-------|-----|----|------|----|
| Feb 15 | ILLINOIS-CHICAGO |    | 1.0 | 0 | 0 | 0  | 0  | 1  | 0  | 0  | 0  | 0  | 0  | 0   | 0   | 6-3   | 0-0 | 1  | 0.00 | 9  |
| Feb 16 | WEST VIRGINIA    |    | 2.0 | 1 | 1 | 1  | 0  | 4  | 0  | 0  | 1  | 0  | 0  | 0   | 0   | 5-4   | 0-0 | 1  | 3.00 | 25 |
| Feb 22 | UCLA             |    | 3.0 | 2 | 0 | 0  | 0  | 2  | 0  | 0  | 0  | 0  | 0  | 0   | 0   | 4-3   | 1-0 | 1  | 1.50 | 29 |
| Feb 26 | GEORGIA STATE    |    | 2.0 | 3 | 2 | 2  | 0  | 1  | 1  | 0  | 0  | 0  | 0  | 0   | 0   | 7-3   | 1-0 | 1  | 3.38 | 21 |
| Mar 02 | NORTHWESTERN-2   |    | 0.1 | 2 | 2 | 2  | 0  | 0  | 2  | 0  | 0  | 0  | 0  | 0   | 0   | 1-5   | 1-0 | 1  | 5.40 | 10 |
| Totals |                  | 0  | 8.1 | 8 | 5 | 5  | 0  | 8  | 3  | 0  | 1  | 0  | 0  | 0   | 0   | 23-18 | 1-0 | 1  | 5.40 | -  |

2019 Georgia Tech Baseball  
Individual Game-by-Game for Georgia Tech (as of Mar 13, 2019)

#37 Keyton Gibson - 1 game (All games)

| Date   | Opponent         | Pos | AB | R | H | RBI | 2B | 3B | HR | BB | SB | CS | HBP | SAC | SF | GDP | K | PO | A | E | Avg  |
|--------|------------------|-----|----|---|---|-----|----|----|----|----|----|----|-----|-----|----|-----|---|----|---|---|------|
| Mar 12 | GEORGIA SOUTHERN | p   | 0  | 0 | 0 | 0   | 0  | 0  | 0  | 0  | 0  | 0  | 0   | 0   | 0  | 0   | 0 | 1  | 1 | 0 | .000 |
| Totals |                  | 0gs | 0  | 0 | 0 | 0   | 0  | 0  | 0  | 0  | 0  | 0  | 0   | 0   | 0  | 0   | 0 | 1  | 1 | 0 | .000 |

On base pct. .000 • Slugging pct. .000

#37 Keyton Gibson - 6 appearances (All games)

| Date   | Opponent         | GS | IP  | H | R | ER | BB | SO | 2B | 3B | HR | WP | BK | HBP | IBB | Score | W-L | Sv | ERA  | NP |
|--------|------------------|----|-----|---|---|----|----|----|----|----|----|----|----|-----|-----|-------|-----|----|------|----|
| Feb 16 | WEST VIRGINIA    |    | 1.2 | 0 | 0 | 0  | 0  | 3  | 0  | 0  | 0  | 0  | 0  | 0   | 0   | 5-4   | 0-0 | 0  | 0.00 | 19 |
| Feb 24 | UCLA             |    | 0.2 | 0 | 0 | 0  | 0  | 1  | 0  | 0  | 0  | 0  | 0  | 1   | 0   | 0-6   | 0-0 | 0  | 0.00 | 9  |
| Feb 26 | GEORGIA STATE    |    | 3.0 | 0 | 0 | 0  | 1  | 4  | 0  | 0  | 0  | 0  | 0  | 0   | 0   | 7-3   | 1-0 | 0  | 0.00 | 35 |
| Mar 02 | NORTHWESTERN-2   |    | 0.0 | 2 | 3 | 3  | 1  | 0  | 0  | 0  | 0  | 0  | 0  | 0   | 0   | 1-5   | 1-1 | 0  | 5.06 | 13 |
| Mar 09 | at Miami (FL)    |    | 2.2 | 3 | 3 | 3  | 1  | 3  | 0  | 0  | 2  | 0  | 0  | 0   | 0   | 5-6   | 1-2 | 0  | 6.75 | 54 |
| Mar 12 | GEORGIA SOUTHERN |    | 0.2 | 0 | 0 | 0  | 2  | 0  | 0  | 0  | 0  | 1  | 1  | 0   | 0   | 7-6   | 1-2 | 0  | 6.23 | 19 |
| Totals |                  | 0  | 8.2 | 5 | 6 | 6  | 5  | 11 | 0  | 0  | 2  | 1  | 1  | 1   | 0   | 25-30 | 1-2 | 0  | 6.23 | -  |

#6 Michael Guldberg - 16 games (All games)

| Date   | Opponent          | Pos  | AB | R  | H  | RBI | 2B | 3B | HR | BB | SB | CS | HBP | SAC | SF | GDP | K | PO | A | E | Avg  |
|--------|-------------------|------|----|----|----|-----|----|----|----|----|----|----|-----|-----|----|-----|---|----|---|---|------|
| Feb 15 | ILLINOIS-CHICAGO  | *dh  | 4  | 0  | 1  | 0   | 0  | 0  | 0  | 0  | 0  | 0  | 0   | 0   | 0  | 0   | 0 | 0  | 0 | 0 | .250 |
| Feb 16 | RICHMOND          | ph   | 0  | 0  | 0  | 0   | 0  | 0  | 0  | 1  | 0  | 0  | 0   | 0   | 0  | 0   | 0 | 0  | 0 | 0 | .250 |
| Feb 16 | WEST VIRGINIA     | *dh  | 2  | 0  | 2  | 1   | 0  | 0  | 0  | 1  | 0  | 0  | 0   | 0   | 0  | 0   | 0 | 0  | 0 | 0 | .500 |
| Feb 22 | UCLA              | *dh  | 2  | 0  | 0  | 1   | 0  | 0  | 0  | 0  | 0  | 0  | 0   | 0   | 1  | 0   | 0 | 0  | 0 | 0 | .375 |
| Feb 23 | UCLA              | *dh  | 3  | 1  | 1  | 0   | 0  | 0  | 0  | 0  | 0  | 0  | 0   | 0   | 0  | 0   | 0 | 0  | 0 | 0 | .364 |
| Feb 24 | UCLA              | *dh  | 2  | 0  | 0  | 0   | 0  | 0  | 0  | 0  | 0  | 0  | 0   | 0   | 0  | 0   | 0 | 0  | 0 | 0 | .308 |
| Feb 26 | GEORGIA STATE     | *dh  | 4  | 2  | 3  | 0   | 0  | 0  | 0  | 0  | 1  | 0  | 0   | 0   | 0  | 0   | 0 | 0  | 0 | 0 | .412 |
| Feb 27 | at Georgia State  | *dh  | 2  | 2  | 2  | 1   | 0  | 0  | 0  | 2  | 0  | 0  | 0   | 0   | 0  | 0   | 0 | 0  | 0 | 0 | .474 |
| Mar 01 | NORTHWESTERN      | *dh  | 3  | 1  | 2  | 1   | 0  | 0  | 0  | 0  | 0  | 0  | 0   | 1   | 0  | 0   | 0 | 0  | 0 | 0 | .500 |
| Mar 02 | NORTHWESTERN-1    | *dh  | 5  | 0  | 1  | 0   | 0  | 0  | 0  | 0  | 0  | 0  | 0   | 0   | 0  | 0   | 0 | 0  | 0 | 0 | .444 |
| Mar 05 | at Kennesaw State | *dh  | 4  | 0  | 1  | 2   | 0  | 0  | 0  | 0  | 0  | 0  | 0   | 1   | 0  | 0   | 0 | 0  | 0 | 0 | .419 |
| Mar 06 | KENNESAW STATE    | *dh  | 4  | 1  | 2  | 2   | 0  | 0  | 0  | 0  | 0  | 0  | 0   | 0   | 0  | 0   | 0 | 0  | 0 | 0 | .429 |
| Mar 08 | at Miami (FL)     | *dh  | 4  | 1  | 2  | 1   | 0  | 0  | 0  | 0  | 0  | 0  | 1   | 0   | 0  | 0   | 0 | 0  | 0 | 0 | .436 |
| Mar 09 | at Miami (FL)     | *2b  | 1  | 0  | 0  | 0   | 0  | 0  | 0  | 0  | 0  | 0  | 0   | 1   | 0  | 0   | 1 | 0  | 1 | 1 | .425 |
| Mar 10 | at Miami (FL)     | *dh  | 4  | 1  | 2  | 0   | 0  | 0  | 0  | 0  | 0  | 0  | 0   | 0   | 0  | 0   | 0 | 0  | 0 | 0 | .432 |
| Mar 12 | GEORGIA SOUTHERN  | *dh  | 5  | 3  | 4  | 2   | 1  | 0  | 0  | 0  | 0  | 0  | 0   | 0   | 0  | 0   | 0 | 0  | 0 | 0 | .469 |
| Totals |                   | 15gs | 49 | 12 | 23 | 11  | 1  | 0  | 0  | 4  | 1  | 0  | 1   | 3   | 1  | 0   | 1 | 0  | 1 | 1 | .469 |

On base pct. .509 • Slugging pct. .490

#5 Colin Hall - 17 games (All games)

| Date   | Opponent          | Pos    | AB | R | H  | RBI | 2B | 3B | HR | BB | SB | CS | HBP | SAC | SF | GDP | K  | PO | A | E | Avg  |
|--------|-------------------|--------|----|---|----|-----|----|----|----|----|----|----|-----|-----|----|-----|----|----|---|---|------|
| Feb 15 | ILLINOIS-CHICAGO  | *of    | 4  | 0 | 0  | 0   | 0  | 0  | 0  | 0  | 0  | 0  | 0   | 0   | 0  | 0   | 2  | 0  | 0 | 0 | .000 |
| Feb 16 | RICHMOND          | *of/of | 4  | 0 | 1  | 0   | 0  | 0  | 0  | 0  | 0  | 0  | 0   | 0   | 0  | 0   | 0  | 0  | 0 | 0 | .125 |
| Feb 16 | WEST VIRGINIA     | *of    | 4  | 2 | 2  | 0   | 2  | 0  | 0  | 1  | 0  | 0  | 0   | 0   | 0  | 0   | 1  | 2  | 0 | 0 | .250 |
| Feb 22 | UCLA              | *of    | 4  | 0 | 0  | 0   | 0  | 0  | 0  | 0  | 0  | 0  | 0   | 0   | 0  | 0   | 1  | 4  | 0 | 0 | .188 |
| Feb 23 | UCLA              | *of    | 3  | 1 | 1  | 0   | 1  | 0  | 0  | 1  | 0  | 0  | 0   | 0   | 0  | 0   | 0  | 0  | 0 | 0 | .211 |
| Feb 24 | UCLA              | *of    | 4  | 0 | 0  | 0   | 0  | 0  | 0  | 0  | 0  | 0  | 0   | 0   | 0  | 0   | 1  | 2  | 0 | 0 | .174 |
| Feb 26 | GEORGIA STATE     | *of    | 5  | 0 | 1  | 2   | 0  | 0  | 0  | 0  | 0  | 0  | 0   | 0   | 0  | 0   | 1  | 4  | 0 | 0 | .179 |
| Feb 27 | at Georgia State  | *of    | 3  | 0 | 1  | 0   | 1  | 0  | 0  | 1  | 0  | 0  | 0   | 0   | 0  | 0   | 0  | 4  | 0 | 0 | .194 |
| Mar 01 | NORTHWESTERN      | *of    | 4  | 0 | 3  | 1   | 1  | 0  | 0  | 0  | 0  | 0  | 0   | 0   | 0  | 0   | 0  | 0  | 0 | 0 | .257 |
| Mar 02 | NORTHWESTERN-1    | *of/of | 3  | 0 | 0  | 0   | 0  | 0  | 0  | 0  | 0  | 0  | 0   | 1   | 0  | 0   | 0  | 1  | 0 | 0 | .237 |
| Mar 02 | NORTHWESTERN-2    | *of    | 3  | 0 | 0  | 0   | 0  | 0  | 0  | 0  | 0  | 0  | 0   | 0   | 0  | 0   | 2  | 2  | 0 | 0 | .220 |
| Mar 05 | at Kennesaw State | *of    | 3  | 0 | 0  | 0   | 0  | 0  | 0  | 0  | 0  | 0  | 0   | 0   | 0  | 0   | 0  | 2  | 0 | 0 | .205 |
| Mar 06 | KENNESAW STATE    | *of/of | 4  | 0 | 2  | 0   | 1  | 0  | 0  | 0  | 0  | 0  | 0   | 0   | 0  | 0   | 0  | 1  | 0 | 0 | .229 |
| Mar 08 | at Miami (FL)     | *of    | 4  | 0 | 1  | 0   | 1  | 0  | 0  | 1  | 0  | 0  | 0   | 0   | 0  | 0   | 2  | 1  | 1 | 0 | .231 |
| Mar 09 | at Miami (FL)     | *of    | 5  | 0 | 2  | 0   | 0  | 0  | 0  | 0  | 0  | 0  | 0   | 0   | 0  | 0   | 1  | 3  | 0 | 0 | .246 |
| Mar 10 | at Miami (FL)     | *of    | 5  | 0 | 1  | 1   | 0  | 0  | 0  | 0  | 0  | 0  | 0   | 0   | 0  | 1   | 0  | 0  | 0 | 0 | .242 |
| Mar 12 | GEORGIA SOUTHERN  | *of    | 5  | 1 | 2  | 1   | 0  | 0  | 0  | 0  | 0  | 0  | 0   | 0   | 0  | 0   | 1  | 0  | 0 | 0 | .254 |
| Totals |                   | 17gs   | 67 | 4 | 17 | 5   | 7  | 0  | 0  | 4  | 0  | 0  | 0   | 1   | 0  | 1   | 12 | 26 | 1 | 0 | .254 |

On base pct. .296 • Slugging pct. .358

# 2019 Georgia Tech Baseball Individual Game-by-Game for Georgia Tech (as of Mar 13, 2019)

## #8 Jonathan Hughes - 3 games (All games)

| Date   | Opponent         | Pos | AB | R | H | RBI | 2B | 3B | HR | BB | SB | CS | HBP | SAC | SF | GDP | K | PO | A | E | Avg  |
|--------|------------------|-----|----|---|---|-----|----|----|----|----|----|----|-----|-----|----|-----|---|----|---|---|------|
| Feb 24 | UCLA             | p   | 0  | 0 | 0 | 0   | 0  | 0  | 0  | 0  | 0  | 0  | 0   | 0   | 0  | 0   | 0 | 0  | 1 | 1 | .000 |
| Mar 08 | at Miami (FL)    | p   | 0  | 0 | 0 | 0   | 0  | 0  | 0  | 0  | 0  | 0  | 0   | 0   | 0  | 0   | 0 | 1  | 1 | 0 | .000 |
| Mar 12 | GEORGIA SOUTHERN | p   | 0  | 0 | 0 | 0   | 0  | 0  | 0  | 0  | 0  | 0  | 0   | 0   | 0  | 0   | 0 | 0  | 1 | 0 | .000 |
| Totals |                  | 0gs | 0  | 0 | 0 | 0   | 0  | 0  | 0  | 0  | 0  | 0  | 0   | 0   | 0  | 0   | 0 | 1  | 3 | 1 | .000 |

On base pct. .000 • Slugging pct. .000

## #8 Jonathan Hughes - 7 appearances (All games)

| Date   | Opponent         | GS | IP   | H  | R | ER | BB | SO | 2B | 3B | HR | WP | BK | HBP | IBB | Score | W-L | Sv | ERA  | NP |
|--------|------------------|----|------|----|---|----|----|----|----|----|----|----|----|-----|-----|-------|-----|----|------|----|
| Feb 15 | ILLINOIS-CHICAGO |    | 2.0  | 1  | 1 | 1  | 0  | 1  | 0  | 0  | 0  | 0  | 0  | 0   | 0   | 6-3   | 0-0 | 0  | 4.50 | 19 |
| Feb 22 | UCLA             |    | 2.2  | 1  | 0 | 0  | 1  | 2  | 0  | 0  | 0  | 0  | 0  | 0   | 0   | 4-3   | 0-0 | 0  | 1.93 | 36 |
| Feb 24 | UCLA             |    | 2.1  | 4  | 2 | 0  | 0  | 2  | 1  | 0  | 0  | 0  | 0  | 0   | 0   | 0-6   | 0-0 | 0  | 1.29 | 24 |
| Mar 02 | NORTHWESTERN-1   |    | 2.0  | 1  | 0 | 0  | 0  | 2  | 0  | 0  | 0  | 0  | 0  | 0   | 0   | 9-2   | 0-0 | 0  | 1.00 | 23 |
| Mar 06 | KENNESAW STATE   |    | 1.0  | 0  | 0 | 0  | 0  | 1  | 0  | 0  | 0  | 0  | 0  | 0   | 0   | 9-1   | 0-0 | 0  | 0.90 | 9  |
| Mar 08 | at Miami (FL)    |    | 3.2  | 3  | 0 | 0  | 1  | 0  | 2  | 0  | 0  | 1  | 0  | 1   | 1   | 5-4   | 1-0 | 0  | 0.66 | 44 |
| Mar 12 | GEORGIA SOUTHERN |    | 2.0  | 5  | 2 | 2  | 3  | 1  | 1  | 0  | 0  | 2  | 0  | 0   | 0   | 7-6   | 2-0 | 0  | 1.72 | 45 |
| Totals |                  | 0  | 15.2 | 15 | 5 | 3  | 5  | 9  | 4  | 0  | 0  | 3  | 0  | 2   | 1   | 40-25 | 2-0 | 0  | 1.72 | -  |

## #21 Brant Hurter - 1 game (All games)

| Date   | Opponent | Pos | AB | R | H | RBI | 2B | 3B | HR | BB | SB | CS | HBP | SAC | SF | GDP | K | PO | A | E | Avg  |
|--------|----------|-----|----|---|---|-----|----|----|----|----|----|----|-----|-----|----|-----|---|----|---|---|------|
| Feb 24 | UCLA     | *p  | 0  | 0 | 0 | 0   | 0  | 0  | 0  | 0  | 0  | 0  | 0   | 0   | 0  | 0   | 0 | 0  | 2 | 0 | .000 |
| Totals |          | 1gs | 0  | 0 | 0 | 0   | 0  | 0  | 0  | 0  | 0  | 0  | 0   | 0   | 0  | 0   | 0 | 0  | 2 | 0 | .000 |

On base pct. .000 • Slugging pct. .000

## #21 Brant Hurter - 4 appearances (All games)

| Date   | Opponent         | GS | IP   | H  | R | ER | BB | SO | 2B | 3B | HR | WP | BK | HBP | IBB | Score | W-L | Sv | ERA  | NP |
|--------|------------------|----|------|----|---|----|----|----|----|----|----|----|----|-----|-----|-------|-----|----|------|----|
| Feb 15 | ILLINOIS-CHICAGO |    | 1.0  | 0  | 0 | 0  | 1  | 3  | 0  | 0  | 0  | 0  | 0  | 0   | 0   | 6-3   | 0-0 | 0  | 0.00 | 17 |
| Feb 24 | UCLA             | *  | 5.0  | 6  | 2 | 1  | 0  | 7  | 1  | 0  | 0  | 0  | 0  | 1   | 0   | 0-6   | 0-1 | 0  | 1.50 | 78 |
| Mar 02 | NORTHWESTERN-2   | *  | 7.0  | 4  | 0 | 0  | 0  | 13 | 0  | 0  | 0  | 0  | 0  | 0   | 0   | 1-5   | 0-1 | 0  | 0.69 | 90 |
| Mar 10 | at Miami (FL)    | *  | 5.2  | 6  | 7 | 6  | 2  | 8  | 1  | 1  | 1  | 0  | 0  | 1   | 1   | 6-9   | 0-2 | 0  | 3.38 | 93 |
| Totals |                  | 3  | 18.2 | 16 | 9 | 7  | 3  | 31 | 2  | 1  | 1  | 0  | 0  | 2   | 1   | 13-23 | 0-2 | 0  | 3.38 | -  |

## #24 Jake Lee - 3 appearances (All games)

| Date   | Opponent      | GS | IP  | H | R | ER | BB | SO | 2B | 3B | HR | WP | BK | HBP | IBB | Score | W-L | Sv | ERA   | NP |
|--------|---------------|----|-----|---|---|----|----|----|----|----|----|----|----|-----|-----|-------|-----|----|-------|----|
| Feb 23 | UCLA          |    | 1.0 | 0 | 0 | 0  | 0  | 0  | 0  | 0  | 0  | 0  | 0  | 0   | 0   | 2-8   | 0-0 | 0  | 0.00  | 12 |
| Feb 24 | UCLA          |    | 0.2 | 2 | 2 | 2  | 1  | 1  | 1  | 0  | 1  | 0  | 0  | 0   | 0   | 0-6   | 0-0 | 0  | 10.80 | 17 |
| Mar 10 | at Miami (FL) |    | 1.0 | 0 | 0 | 0  | 0  | 2  | 0  | 0  | 0  | 1  | 0  | 0   | 0   | 6-9   | 0-0 | 0  | 6.75  | 13 |
| Totals |               | 0  | 2.2 | 2 | 2 | 2  | 1  | 3  | 1  | 0  | 1  | 1  | 0  | 0   | 0   | 8-23  | 0-0 | 0  | 6.75  | -  |

## #32 Joseph Mannelly - 1 game (All games)

| Date   | Opponent       | Pos | AB | R | H | RBI | 2B | 3B | HR | BB | SB | CS | HBP | SAC | SF | GDP | K | PO | A | E | Avg  |
|--------|----------------|-----|----|---|---|-----|----|----|----|----|----|----|-----|-----|----|-----|---|----|---|---|------|
| Mar 06 | KENNESAW STATE | p   | 0  | 0 | 0 | 0   | 0  | 0  | 0  | 0  | 0  | 0  | 0   | 0   | 0  | 0   | 0 | 1  | 0 | 0 | .000 |
| Totals |                | 0gs | 0  | 0 | 0 | 0   | 0  | 0  | 0  | 0  | 0  | 0  | 0   | 0   | 0  | 0   | 0 | 1  | 0 | 0 | .000 |

On base pct. .000 • Slugging pct. .000

2019 Georgia Tech Baseball  
Individual Game-by-Game for Georgia Tech (as of Mar 13, 2019)

#32 Joseph Mannelly - 3 appearances (All games)

| Date   | Opponent         | GS | IP  | H | R | ER | BB | SO | 2B | 3B | HR | WP | BK | HBP | IBB | Score | W-L | Sv | ERA  | NP |
|--------|------------------|----|-----|---|---|----|----|----|----|----|----|----|----|-----|-----|-------|-----|----|------|----|
| Feb 27 | at Georgia State |    | 1.0 | 2 | 0 | 0  | 0  | 2  | 0  | 0  | 0  | 1  | 0  | 0   | 0   | 10-0  | 0-0 | 0  | 0.00 | 18 |
| Mar 02 | NORTHWESTERN-2   |    | 0.1 | 0 | 0 | 0  | 0  | 0  | 0  | 0  | 0  | 0  | 0  | 0   | 0   | 1-5   | 0-0 | 0  | 0.00 | 1  |
| Mar 06 | KENNESAW STATE   |    | 1.1 | 0 | 0 | 0  | 0  | 0  | 0  | 0  | 0  | 1  | 0  | 0   | 0   | 9-1   | 0-0 | 0  | 0.00 | 14 |
| Totals |                  | 0  | 2.2 | 2 | 0 | 0  | 0  | 2  | 0  | 0  | 0  | 2  | 0  | 0   | 0   | 20-6  | 0-0 | 0  | 0.00 | -  |

#16 Kyle McCann - 17 games (All games)

| Date   | Opponent          | Pos    | AB | R  | H  | RBI | 2B | 3B | HR | BB | SB | CS | HBP | SAC | SF | GDP | K  | PO  | A  | E | Avg  |
|--------|-------------------|--------|----|----|----|-----|----|----|----|----|----|----|-----|-----|----|-----|----|-----|----|---|------|
| Feb 15 | ILLINOIS-CHICAGO  | *c     | 3  | 1  | 1  | 1   | 0  | 0  | 1  | 2  | 0  | 0  | 0   | 0   | 0  | 0   | 0  | 14  | 0  | 0 | .333 |
| Feb 16 | RICHMOND          | *dh    | 5  | 0  | 0  | 0   | 0  | 0  | 0  | 0  | 0  | 0  | 0   | 0   | 0  | 0   | 0  | 0   | 0  | 0 | .125 |
| Feb 16 | WEST VIRGINIA     | *c     | 5  | 1  | 3  | 2   | 0  | 0  | 1  | 0  | 0  | 0  | 0   | 0   | 0  | 0   | 1  | 17  | 3  | 1 | .308 |
| Feb 22 | UCLA              | *c     | 4  | 2  | 1  | 1   | 0  | 0  | 1  | 1  | 0  | 0  | 0   | 0   | 0  | 0   | 1  | 7   | 1  | 0 | .294 |
| Feb 23 | UCLA              | *c     | 3  | 0  | 1  | 0   | 0  | 0  | 0  | 1  | 0  | 0  | 0   | 0   | 0  | 0   | 1  | 4   | 3  | 0 | .300 |
| Feb 24 | UCLA              | *c     | 3  | 0  | 1  | 0   | 1  | 0  | 0  | 1  | 0  | 0  | 0   | 0   | 0  | 0   | 1  | 11  | 0  | 0 | .304 |
| Feb 26 | GEORGIA STATE     | *c     | 4  | 0  | 2  | 2   | 0  | 0  | 0  | 1  | 0  | 0  | 0   | 0   | 0  | 0   | 2  | 6   | 1  | 0 | .333 |
| Feb 27 | at Georgia State  | *c     | 3  | 1  | 1  | 0   | 0  | 0  | 0  | 1  | 0  | 0  | 0   | 0   | 0  | 0   | 1  | 5   | 0  | 0 | .333 |
| Mar 01 | NORTHWESTERN      | *c     | 5  | 3  | 3  | 7   | 1  | 0  | 2  | 0  | 0  | 0  | 0   | 0   | 0  | 0   | 1  | 7   | 0  | 0 | .371 |
| Mar 02 | NORTHWESTERN-1    | *c     | 3  | 4  | 2  | 1   | 0  | 0  | 1  | 2  | 0  | 0  | 0   | 0   | 0  | 0   | 0  | 7   | 2  | 0 | .395 |
| Mar 02 | NORTHWESTERN-2    | *dh/1b | 4  | 0  | 0  | 0   | 0  | 0  | 0  | 0  | 0  | 0  | 0   | 0   | 0  | 0   | 3  | 2   | 0  | 0 | .357 |
| Mar 05 | at Kennesaw State | *c     | 4  | 1  | 2  | 3   | 0  | 0  | 1  | 1  | 0  | 0  | 0   | 0   | 0  | 0   | 1  | 6   | 1  | 0 | .370 |
| Mar 06 | KENNESAW STATE    | *c     | 3  | 2  | 2  | 4   | 0  | 0  | 2  | 1  | 0  | 0  | 0   | 0   | 0  | 0   | 0  | 7   | 2  | 0 | .388 |
| Mar 08 | at Miami (FL)     | *c     | 4  | 1  | 1  | 1   | 0  | 0  | 1  | 1  | 0  | 0  | 0   | 0   | 0  | 0   | 1  | 9   | 1  | 0 | .377 |
| Mar 09 | at Miami (FL)     | *c     | 4  | 1  | 1  | 1   | 1  | 0  | 0  | 1  | 0  | 0  | 0   | 0   | 0  | 0   | 0  | 8   | 0  | 0 | .368 |
| Mar 10 | at Miami (FL)     | *c     | 3  | 0  | 1  | 1   | 1  | 0  | 0  | 2  | 0  | 0  | 0   | 0   | 0  | 0   | 1  | 12  | 0  | 0 | .367 |
| Mar 12 | GEORGIA SOUTHERN  | *c     | 2  | 0  | 1  | 0   | 1  | 0  | 0  | 3  | 0  | 0  | 0   | 0   | 0  | 0   | 0  | 3   | 0  | 0 | .371 |
| Totals |                   | 17gs   | 62 | 17 | 23 | 24  | 5  | 0  | 10 | 18 | 0  | 0  | 0   | 0   | 0  | 0   | 14 | 125 | 14 | 1 | .371 |

On base pct. .512 • Slugging pct. .935

#25 Ryan Miller - 4 games (All games)

| Date   | Opponent          | Pos   | AB | R | H | RBI | 2B | 3B | HR | BB | SB | CS | HBP | SAC | SF | GDP | K | PO | A | E | Avg  |
|--------|-------------------|-------|----|---|---|-----|----|----|----|----|----|----|-----|-----|----|-----|---|----|---|---|------|
| Feb 27 | at Georgia State  | ph/1b | 2  | 0 | 0 | 0   | 0  | 0  | 0  | 0  | 0  | 0  | 0   | 0   | 0  | 0   | 2 | 0  | 0 | 0 | .000 |
| Mar 01 | NORTHWESTERN      | 1b    | 1  | 0 | 0 | 0   | 0  | 0  | 0  | 0  | 0  | 0  | 0   | 0   | 0  | 0   | 1 | 3  | 0 | 0 | .000 |
| Mar 05 | at Kennesaw State | ph/1b | 1  | 0 | 0 | 0   | 0  | 0  | 0  | 0  | 0  | 0  | 0   | 0   | 0  | 0   | 1 | 0  | 0 | 0 | .000 |
| Mar 06 | KENNESAW STATE    | 1b    | 0  | 0 | 0 | 0   | 0  | 0  | 0  | 0  | 0  | 0  | 0   | 0   | 0  | 0   | 0 | 1  | 0 | 0 | .000 |
| Totals |                   | 0gs   | 4  | 0 | 0 | 0   | 0  | 0  | 0  | 0  | 0  | 0  | 0   | 0   | 0  | 0   | 4 | 4  | 0 | 0 | .000 |

On base pct. .000 • Slugging pct. .000

#10 Chase Murray - 15 games (All games)

| Date   | Opponent          | Pos  | AB | R  | H  | RBI | 2B | 3B | HR | BB | SB | CS | HBP | SAC | SF | GDP | K  | PO | A | E | Avg  |
|--------|-------------------|------|----|----|----|-----|----|----|----|----|----|----|-----|-----|----|-----|----|----|---|---|------|
| Feb 15 | ILLINOIS-CHICAGO  | *of  | 5  | 2  | 2  | 2   | 0  | 0  | 1  | 0  | 0  | 0  | 0   | 0   | 0  | 0   | 1  | 2  | 0 | 0 | .400 |
| Feb 16 | RICHMOND          | *of  | 4  | 0  | 1  | 0   | 0  | 0  | 0  | 1  | 0  | 0  | 0   | 0   | 0  | 0   | 1  | 2  | 0 | 0 | .333 |
| Feb 16 | WEST VIRGINIA     | *of  | 5  | 0  | 0  | 0   | 0  | 0  | 0  | 0  | 0  | 0  | 0   | 0   | 0  | 0   | 1  | 1  | 0 | 0 | .214 |
| Feb 22 | UCLA              | *of  | 4  | 0  | 2  | 0   | 0  | 0  | 0  | 1  | 0  | 0  | 0   | 0   | 0  | 0   | 1  | 3  | 0 | 0 | .278 |
| Feb 23 | UCLA              | *of  | 4  | 0  | 0  | 0   | 0  | 0  | 0  | 0  | 0  | 0  | 0   | 0   | 0  | 0   | 1  | 5  | 0 | 0 | .227 |
| Feb 24 | UCLA              | *of  | 5  | 0  | 0  | 0   | 0  | 0  | 0  | 0  | 0  | 0  | 0   | 0   | 0  | 0   | 1  | 1  | 0 | 0 | .185 |
| Feb 26 | GEORGIA STATE     | *of  | 4  | 1  | 1  | 0   | 0  | 0  | 0  | 1  | 0  | 0  | 0   | 0   | 0  | 0   | 1  | 1  | 0 | 0 | .194 |
| Feb 27 | at Georgia State  | *of  | 6  | 1  | 1  | 0   | 0  | 0  | 0  | 0  | 1  | 0  | 0   | 0   | 0  | 0   | 2  | 4  | 1 | 0 | .189 |
| Mar 01 | NORTHWESTERN      | *of  | 3  | 1  | 2  | 1   | 1  | 0  | 0  | 2  | 0  | 0  | 0   | 0   | 0  | 0   | 1  | 1  | 0 | 0 | .225 |
| Mar 02 | NORTHWESTERN-1    | *of  | 4  | 0  | 0  | 0   | 0  | 0  | 0  | 0  | 0  | 0  | 0   | 0   | 0  | 1   | 0  | 0  | 0 | 0 | .205 |
| Mar 02 | NORTHWESTERN-2    | *of  | 4  | 0  | 0  | 0   | 0  | 0  | 0  | 0  | 0  | 0  | 0   | 0   | 0  | 1   | 1  | 1  | 0 | 0 | .188 |
| Mar 05 | at Kennesaw State | *of  | 5  | 3  | 1  | 0   | 0  | 0  | 0  | 0  | 0  | 0  | 0   | 0   | 0  | 0   | 1  | 2  | 0 | 0 | .189 |
| Mar 06 | KENNESAW STATE    | *of  | 4  | 2  | 2  | 0   | 0  | 0  | 0  | 0  | 1  | 0  | 0   | 0   | 0  | 0   | 0  | 2  | 0 | 0 | .211 |
| Mar 08 | at Miami (FL)     | *of  | 3  | 0  | 2  | 0   | 0  | 0  | 0  | 1  | 0  | 0  | 0   | 0   | 0  | 0   | 1  | 4  | 0 | 0 | .233 |
| Mar 09 | at Miami (FL)     | *of  | 4  | 1  | 1  | 1   | 1  | 0  | 0  | 0  | 1  | 0  | 0   | 0   | 0  | 0   | 1  | 3  | 0 | 0 | .234 |
| Totals |                   | 15gs | 64 | 11 | 15 | 4   | 2  | 0  | 1  | 6  | 3  | 0  | 0   | 0   | 0  | 2   | 14 | 32 | 1 | 0 | .234 |

On base pct. .300 • Slugging pct. .312

2019 Georgia Tech Baseball  
Individual Game-by-Game for Georgia Tech (as of Mar 13, 2019)

#4 Cole Neuber - 7 games (All games)

| Date   | Opponent          | Pos   | AB | R | H | RBI | 2B | 3B | HR | BB | SB | CS | HBP | SAC | SF | GDP | K | PO | A | E | Avg  |
|--------|-------------------|-------|----|---|---|-----|----|----|----|----|----|----|-----|-----|----|-----|---|----|---|---|------|
| Feb 16 | WEST VIRGINIA     | ph    | 0  | 0 | 0 | 0   | 0  | 0  | 0  | 1  | 0  | 0  | 0   | 0   | 0  | 0   | 0 | 0  | 0 | 0 | .000 |
| Feb 24 | UCLA              | ph    | 1  | 0 | 0 | 0   | 0  | 0  | 0  | 0  | 0  | 0  | 0   | 0   | 0  | 0   | 0 | 0  | 0 | 0 | .000 |
| Feb 27 | at Georgia State  | ph/dh | 1  | 0 | 0 | 0   | 0  | 0  | 0  | 1  | 0  | 0  | 0   | 0   | 0  | 0   | 0 | 0  | 0 | 0 | .000 |
| Mar 01 | NORTHWESTERN      | of    | 0  | 0 | 0 | 0   | 0  | 0  | 0  | 0  | 0  | 0  | 1   | 0   | 0  | 0   | 0 | 0  | 0 | 0 | .000 |
| Mar 05 | at Kennesaw State | of    | 1  | 0 | 0 | 0   | 0  | 0  | 0  | 0  | 0  | 0  | 0   | 0   | 0  | 0   | 0 | 0  | 0 | 0 | .000 |
| Mar 06 | KENNESAW STATE    | ph    | 0  | 0 | 0 | 0   | 0  | 0  | 0  | 1  | 0  | 0  | 0   | 0   | 0  | 0   | 0 | 0  | 0 | 0 | .000 |
| Mar 10 | at Miami (FL)     | of    | 1  | 0 | 0 | 0   | 0  | 0  | 0  | 0  | 0  | 0  | 0   | 0   | 0  | 0   | 1 | 0  | 0 | 0 | .000 |
| Totals |                   | Ogs   | 4  | 0 | 0 | 0   | 0  | 0  | 0  | 3  | 0  | 0  | 1   | 0   | 0  | 0   | 1 | 0  | 0 | 0 | .000 |

On base pct. .500 • Slugging pct. .000

#22 Baron Radcliff - 13 games (All games)

| Date   | Opponent          | Pos   | AB | R | H | RBI | 2B | 3B | HR | BB | SB | CS | HBP | SAC | SF | GDP | K | PO | A | E | Avg  |
|--------|-------------------|-------|----|---|---|-----|----|----|----|----|----|----|-----|-----|----|-----|---|----|---|---|------|
| Feb 16 | RICHMOND          | ph/of | 1  | 0 | 0 | 0   | 0  | 0  | 0  | 0  | 0  | 0  | 0   | 0   | 0  | 0   | 1 | 1  | 0 | 0 | .000 |
| Feb 22 | UCLA              | ph/1b | 0  | 0 | 0 | 0   | 0  | 0  | 0  | 1  | 0  | 0  | 0   | 0   | 0  | 0   | 0 | 0  | 0 | 0 | .000 |
| Feb 23 | UCLA              | ph    | 0  | 0 | 0 | 0   | 0  | 0  | 0  | 1  | 0  | 0  | 0   | 0   | 0  | 0   | 0 | 0  | 0 | 0 | .000 |
| Feb 24 | UCLA              | ph/dh | 2  | 0 | 0 | 0   | 0  | 0  | 0  | 0  | 0  | 0  | 0   | 0   | 0  | 0   | 2 | 0  | 0 | 0 | .000 |
| Feb 26 | GEORGIA STATE     | 1b    | 0  | 1 | 0 | 0   | 0  | 0  | 0  | 1  | 0  | 0  | 0   | 0   | 0  | 0   | 0 | 2  | 0 | 0 | .000 |
| Feb 27 | at Georgia State  | ph/of | 0  | 1 | 0 | 0   | 0  | 0  | 0  | 1  | 0  | 0  | 0   | 0   | 0  | 0   | 0 | 0  | 0 | 0 | .000 |
| Mar 01 | NORTHWESTERN      | of    | 1  | 0 | 0 | 0   | 0  | 0  | 0  | 0  | 0  | 0  | 0   | 0   | 0  | 0   | 1 | 2  | 0 | 0 | .000 |
| Mar 02 | NORTHWESTERN-1    | of    | 1  | 0 | 0 | 0   | 0  | 0  | 0  | 0  | 0  | 0  | 0   | 0   | 0  | 0   | 0 | 0  | 0 | 0 | .000 |
| Mar 05 | at Kennesaw State | of    | 2  | 0 | 1 | 0   | 0  | 0  | 0  | 0  | 1  | 0  | 0   | 0   | 0  | 0   | 1 | 1  | 0 | 0 | .143 |
| Mar 06 | KENNESAW STATE    | of    | 1  | 0 | 0 | 0   | 0  | 0  | 0  | 0  | 0  | 0  | 0   | 0   | 0  | 0   | 1 | 1  | 0 | 0 | .125 |
| Mar 09 | at Miami (FL)     | *dh   | 2  | 0 | 1 | 1   | 0  | 0  | 0  | 2  | 0  | 0  | 0   | 0   | 0  | 0   | 0 | 0  | 0 | 0 | .200 |
| Mar 10 | at Miami (FL)     | *of   | 4  | 0 | 1 | 0   | 0  | 0  | 0  | 0  | 0  | 0  | 0   | 0   | 0  | 0   | 0 | 0  | 0 | 0 | .214 |
| Mar 12 | GEORGIA SOUTHERN  | *of   | 4  | 0 | 0 | 0   | 0  | 0  | 0  | 1  | 0  | 0  | 0   | 0   | 0  | 0   | 1 | 4  | 0 | 0 | .167 |
| Totals |                   | 3gs   | 18 | 2 | 3 | 1   | 0  | 0  | 0  | 7  | 1  | 0  | 0   | 0   | 0  | 0   | 7 | 11 | 0 | 0 | .167 |

On base pct. .400 • Slugging pct. .167

#26 Paxton Rigby - 5 games (All games)

| Date   | Opponent          | Pos | AB | R | H | RBI | 2B | 3B | HR | BB | SB | CS | HBP | SAC | SF | GDP | K | PO | A | E | Avg  |
|--------|-------------------|-----|----|---|---|-----|----|----|----|----|----|----|-----|-----|----|-----|---|----|---|---|------|
| Feb 23 | UCLA              | ph  | 1  | 0 | 0 | 0   | 0  | 0  | 0  | 0  | 0  | 0  | 0   | 0   | 0  | 0   | 0 | 0  | 0 | 0 | .000 |
| Feb 24 | UCLA              | ph  | 1  | 0 | 0 | 0   | 0  | 0  | 0  | 0  | 0  | 0  | 0   | 0   | 0  | 0   | 0 | 0  | 0 | 0 | .000 |
| Mar 01 | NORTHWESTERN      | dh  | 2  | 0 | 0 | 0   | 0  | 0  | 0  | 0  | 0  | 0  | 0   | 0   | 0  | 0   | 0 | 0  | 0 | 0 | .000 |
| Mar 05 | at Kennesaw State | ph  | 1  | 0 | 1 | 0   | 0  | 0  | 0  | 0  | 0  | 0  | 0   | 0   | 0  | 0   | 0 | 0  | 0 | 0 | .200 |
| Mar 06 | KENNESAW STATE    | ph  | 0  | 0 | 0 | 1   | 0  | 0  | 0  | 0  | 0  | 0  | 0   | 0   | 1  | 0   | 0 | 0  | 0 | 0 | .200 |
| Totals |                   | Ogs | 5  | 0 | 1 | 1   | 0  | 0  | 0  | 0  | 0  | 0  | 0   | 0   | 1  | 0   | 0 | 0  | 0 | 0 | .200 |

On base pct. .167 • Slugging pct. .200

#19 Roedig, C - 2 games (All games)

| Date   | Opponent      | Pos | AB | R | H | RBI | 2B | 3B | HR | BB | SB | CS | HBP | SAC | SF | GDP | K | PO | A | E | Avg  |
|--------|---------------|-----|----|---|---|-----|----|----|----|----|----|----|-----|-----|----|-----|---|----|---|---|------|
| Feb 16 | RICHMOND      | *p  | 0  | 0 | 0 | 0   | 0  | 0  | 0  | 0  | 0  | 0  | 0   | 0   | 0  | 0   | 0 | 0  | 1 | 1 | .000 |
| Feb 26 | GEORGIA STATE | *p  | 0  | 0 | 0 | 0   | 0  | 0  | 0  | 0  | 0  | 0  | 0   | 0   | 0  | 0   | 0 | 0  | 1 | 0 | .000 |
| Totals |               | 2gs | 0  | 0 | 0 | 0   | 0  | 0  | 0  | 0  | 0  | 0  | 0   | 0   | 0  | 0   | 0 | 0  | 2 | 1 | .000 |

On base pct. .000 • Slugging pct. .000

#19 Roedig, C - 4 appearances (All games)

| Date   | Opponent         | GS | IP   | H | R | ER | BB | SO | 2B | 3B | HR | WP | BK | HBP | IBB | Score | W-L | Sv | ERA  | NP |
|--------|------------------|----|------|---|---|----|----|----|----|----|----|----|----|-----|-----|-------|-----|----|------|----|
| Feb 16 | RICHMOND         | *  | 1.1  | 1 | 1 | 1  | 3  | 1  | 0  | 0  | 0  | 0  | 0  | 0   | 0   | 1-7   | 0-1 | 0  | 6.75 | 41 |
| Feb 26 | GEORGIA STATE    | *  | 4.0  | 3 | 1 | 1  | 1  | 1  | 0  | 0  | 1  | 0  | 0  | 0   | 0   | 7-3   | 0-1 | 0  | 3.38 | 53 |
| Mar 06 | KENNESAW STATE   | *  | 5.1  | 3 | 0 | 0  | 1  | 7  | 0  | 0  | 0  | 0  | 0  | 1   | 0   | 9-1   | 1-1 | 0  | 1.69 | 68 |
| Mar 12 | GEORGIA SOUTHERN | *  | 1.0  | 1 | 2 | 0  | 1  | 1  | 0  | 0  | 0  | 0  | 0  | 0   | 0   | 7-6   | 1-1 | 0  | 1.54 | 31 |
| Totals |                  | 3  | 11.2 | 8 | 4 | 2  | 6  | 10 | 0  | 0  | 1  | 0  | 0  | 1   | 0   | 24-17 | 1-1 | 0  | 1.54 | -  |

2019 Georgia Tech Baseball  
Individual Game-by-Game for Georgia Tech (as of Mar 13, 2019)

#23 Oscar Serratos - 17 games (All games)

| Date   | Opponent          | Pos  | AB | R  | H  | RBI | 2B | 3B | HR | BB | SB | CS | HBP | SAC | SF | GDP | K  | PO | A  | E | Avg  |
|--------|-------------------|------|----|----|----|-----|----|----|----|----|----|----|-----|-----|----|-----|----|----|----|---|------|
| Feb 15 | ILLINOIS-CHICAGO  | *3b  | 3  | 1  | 2  | 1   | 0  | 0  | 1  | 1  | 0  | 0  | 0   | 0   | 0  | 0   | 0  | 0  | 1  | 0 | .667 |
| Feb 16 | RICHMOND          | *3b  | 4  | 0  | 0  | 0   | 0  | 0  | 0  | 0  | 0  | 0  | 0   | 0   | 0  | 0   | 1  | 0  | 2  | 0 | .286 |
| Feb 16 | WEST VIRGINIA     | *3b  | 5  | 0  | 0  | 0   | 0  | 0  | 0  | 0  | 0  | 0  | 0   | 0   | 0  | 1   | 1  | 2  | 6  | 4 | .167 |
| Feb 22 | UCLA              | *3b  | 4  | 1  | 1  | 0   | 0  | 0  | 0  | 0  | 0  | 0  | 0   | 0   | 0  | 0   | 2  | 1  | 2  | 0 | .188 |
| Feb 23 | UCLA              | *3b  | 4  | 0  | 0  | 0   | 0  | 0  | 0  | 0  | 0  | 0  | 0   | 0   | 0  | 0   | 2  | 0  | 2  | 0 | .150 |
| Feb 24 | UCLA              | *3b  | 4  | 0  | 1  | 0   | 0  | 0  | 0  | 0  | 0  | 0  | 0   | 0   | 0  | 0   | 1  | 1  | 1  | 1 | .167 |
| Feb 26 | GEORGIA STATE     | *3b  | 4  | 1  | 1  | 1   | 0  | 0  | 1  | 1  | 0  | 0  | 0   | 0   | 0  | 0   | 0  | 1  | 3  | 0 | .179 |
| Feb 27 | at Georgia State  | *3b  | 4  | 2  | 2  | 2   | 0  | 0  | 1  | 0  | 0  | 0  | 0   | 0   | 0  | 0   | 1  | 0  | 2  | 0 | .219 |
| Mar 01 | NORTHWESTERN      | *3b  | 4  | 2  | 2  | 1   | 0  | 1  | 0  | 0  | 0  | 0  | 0   | 0   | 0  | 0   | 0  | 0  | 1  | 0 | .250 |
| Mar 02 | NORTHWESTERN-1    | *3b  | 4  | 2  | 2  | 0   | 0  | 0  | 0  | 0  | 0  | 0  | 1   | 0   | 0  | 0   | 1  | 0  | 1  | 0 | .275 |
| Mar 02 | NORTHWESTERN-2    | *3b  | 4  | 1  | 2  | 0   | 0  | 0  | 0  | 0  | 0  | 0  | 0   | 0   | 0  | 0   | 0  | 1  | 1  | 2 | .295 |
| Mar 05 | at Kennesaw State | *3b  | 4  | 0  | 1  | 2   | 0  | 0  | 0  | 1  | 0  | 0  | 0   | 0   | 0  | 0   | 1  | 0  | 0  | 0 | .292 |
| Mar 06 | KENNESAW STATE    | *3b  | 4  | 0  | 0  | 0   | 0  | 0  | 0  | 0  | 0  | 0  | 0   | 0   | 0  | 0   | 0  | 0  | 0  | 0 | .269 |
| Mar 08 | at Miami (FL)     | *3b  | 5  | 0  | 1  | 0   | 0  | 0  | 0  | 0  | 0  | 0  | 0   | 0   | 0  | 0   | 1  | 0  | 0  | 0 | .263 |
| Mar 09 | at Miami (FL)     | *3b  | 5  | 1  | 2  | 1   | 1  | 0  | 0  | 0  | 0  | 0  | 0   | 0   | 0  | 0   | 3  | 0  | 1  | 0 | .274 |
| Mar 10 | at Miami (FL)     | *3b  | 5  | 0  | 1  | 0   | 0  | 0  | 0  | 0  | 0  | 0  | 0   | 0   | 0  | 0   | 3  | 0  | 2  | 0 | .269 |
| Mar 12 | GEORGIA SOUTHERN  | *3b  | 4  | 0  | 2  | 1   | 0  | 0  | 0  | 0  | 1  | 0  | 1   | 0   | 0  | 0   | 1  | 1  | 4  | 0 | .282 |
| Totals |                   | 17gs | 71 | 11 | 20 | 9   | 1  | 1  | 2  | 3  | 2  | 0  | 2   | 0   | 0  | 1   | 18 | 7  | 29 | 7 | .282 |

On base pct. .329 • Slugging pct. .408

#34 Will Shirah - 3 appearances (All games)

| Date   | Opponent | GS | IP  | H | R | ER | BB | SO | 2B | 3B | HR | WP | BK | HBP | IBB | Score | W-L | Sv | ERA  | NP |
|--------|----------|----|-----|---|---|----|----|----|----|----|----|----|----|-----|-----|-------|-----|----|------|----|
| Feb 16 | RICHMOND |    | 1.1 | 2 | 0 | 0  | 0  | 1  | 0  | 0  | 0  | 0  | 0  | 0   | 0   | 1-7   | 0-0 | 0  | 0.00 | 26 |
| Feb 23 | UCLA     |    | 0.1 | 0 | 0 | 0  | 0  | 0  | 0  | 0  | 0  | 2  | 0  | 0   | 0   | 2-8   | 0-0 | 0  | 0.00 | 5  |
| Feb 24 | UCLA     |    | 0.0 | 0 | 0 | 0  | 2  | 0  | 0  | 0  | 0  | 0  | 0  | 0   | 0   | 0-6   | 0-0 | 0  | 0.00 | 11 |
| Totals |          | 0  | 1.2 | 2 | 0 | 0  | 2  | 1  | 0  | 0  | 0  | 2  | 0  | 0   | 0   | 3-21  | 0-0 | 0  | 0.00 | -  |

#20 Jamie Taylor - 4 games (All games)

| Date   | Opponent         | Pos | AB | R | H | RBI | 2B | 3B | HR | BB | SB | CS | HBP | SAC | SF | GDP | K | PO | A | E | Avg  |
|--------|------------------|-----|----|---|---|-----|----|----|----|----|----|----|-----|-----|----|-----|---|----|---|---|------|
| Feb 16 | RICHMOND         | c   | 0  | 0 | 0 | 0   | 0  | 0  | 0  | 1  | 0  | 0  | 0   | 0   | 0  | 0   | 0 | 4  | 0 | 0 | .000 |
| Feb 27 | at Georgia State | c   | 2  | 0 | 0 | 0   | 0  | 0  | 0  | 0  | 0  | 0  | 0   | 0   | 0  | 0   | 1 | 6  | 0 | 0 | .000 |
| Mar 02 | NORTHWESTERN-2   | *c  | 3  | 0 | 0 | 0   | 0  | 0  | 0  | 0  | 0  | 0  | 0   | 0   | 0  | 0   | 2 | 12 | 1 | 0 | .000 |
| Mar 06 | KENNESAW STATE   | c   | 1  | 0 | 0 | 0   | 0  | 0  | 0  | 0  | 0  | 0  | 0   | 0   | 0  | 0   | 0 | 4  | 0 | 0 | .000 |
| Totals |                  | 1gs | 6  | 0 | 0 | 0   | 0  | 0  | 0  | 1  | 0  | 0  | 0   | 0   | 0  | 0   | 3 | 26 | 1 | 0 | .000 |

On base pct. .143 • Slugging pct. .000

#42 Connor Thomas - 2 games (All games)

| Date   | Opponent       | Pos | AB | R | H | RBI | 2B | 3B | HR | BB | SB | CS | HBP | SAC | SF | GDP | K | PO | A | E | Avg  |
|--------|----------------|-----|----|---|---|-----|----|----|----|----|----|----|-----|-----|----|-----|---|----|---|---|------|
| Feb 16 | WEST VIRGINIA  | *p  | 0  | 0 | 0 | 0   | 0  | 0  | 0  | 0  | 0  | 0  | 0   | 0   | 0  | 0   | 0 | 0  | 1 | 0 | .000 |
| Mar 02 | NORTHWESTERN-1 | *p  | 0  | 0 | 0 | 0   | 0  | 0  | 0  | 0  | 0  | 0  | 0   | 0   | 0  | 0   | 0 | 0  | 1 | 0 | .000 |
| Totals |                | 2gs | 0  | 0 | 0 | 0   | 0  | 0  | 0  | 0  | 0  | 0  | 0   | 0   | 0  | 0   | 0 | 0  | 2 | 0 | .000 |

On base pct. .000 • Slugging pct. .000

#42 Connor Thomas - 4 appearances (All games)

| Date   | Opponent       | GS | IP   | H  | R  | ER | BB | SO | 2B | 3B | HR | WP | BK | HBP | IBB | Score | W-L | Sv | ERA  | NP |
|--------|----------------|----|------|----|----|----|----|----|----|----|----|----|----|-----|-----|-------|-----|----|------|----|
| Feb 16 | WEST VIRGINIA  | *  | 7.0  | 5  | 3  | 0  | 2  | 10 | 2  | 0  | 0  | 0  | 0  | 0   | 0   | 5-4   | 0-0 | 0  | 0.00 | 91 |
| Feb 23 | UCLA           | *  | 5.0  | 9  | 6  | 6  | 1  | 5  | 3  | 0  | 1  | 0  | 0  | 0   | 1   | 2-8   | 0-1 | 0  | 4.50 | 80 |
| Mar 02 | NORTHWESTERN-1 | *  | 7.0  | 6  | 2  | 2  | 2  | 6  | 3  | 0  | 0  | 1  | 0  | 0   | 0   | 9-2   | 1-1 | 0  | 3.79 | 95 |
| Mar 09 | at Miami (FL)  | *  | 6.0  | 7  | 3  | 3  | 1  | 5  | 1  | 0  | 1  | 0  | 0  | 0   | 0   | 5-6   | 1-1 | 0  | 3.96 | 91 |
| Totals |                | 4  | 25.0 | 27 | 14 | 11 | 6  | 26 | 9  | 0  | 2  | 1  | 0  | 0   | 1   | 21-20 | 1-1 | 0  | 3.96 | -  |

2019 Georgia Tech Baseball  
Individual Game-by-Game for Georgia Tech (as of Mar 13, 2019)

#18 Cameron Turley - 3 games (All games)

| Date   | Opponent          | Pos | AB | R | H | RBI | 2B | 3B | HR | BB | SB | CS | HBP | SAC | SF | GDP | K | PO | A | E | Avg  |
|--------|-------------------|-----|----|---|---|-----|----|----|----|----|----|----|-----|-----|----|-----|---|----|---|---|------|
| Feb 16 | RICHMOND          | *c  | 1  | 0 | 0 | 0   | 0  | 0  | 0  | 1  | 0  | 0  | 0   | 0   | 0  | 0   | 1 | 3  | 1 | 0 | .000 |
| Mar 01 | NORTHWESTERN      | c   | 0  | 0 | 0 | 0   | 0  | 0  | 0  | 0  | 0  | 0  | 0   | 0   | 0  | 0   | 0 | 1  | 0 | 0 | .000 |
| Mar 05 | at Kennesaw State | c   | 1  | 0 | 0 | 0   | 0  | 0  | 0  | 0  | 0  | 0  | 0   | 0   | 0  | 0   | 0 | 6  | 0 | 0 | .000 |
| Totals |                   | 1gs | 2  | 0 | 0 | 0   | 0  | 0  | 0  | 1  | 0  | 0  | 0   | 0   | 0  | 0   | 1 | 10 | 1 | 0 | .000 |

On base pct. .333 • Slugging pct. .000

#7 Luke Waddell - 13 games (All games)

| Date   | Opponent          | Pos    | AB | R | H  | RBI | 2B | 3B | HR | BB | SB | CS | HBP | SAC | SF | GDP | K | PO | A  | E | Avg  |
|--------|-------------------|--------|----|---|----|-----|----|----|----|----|----|----|-----|-----|----|-----|---|----|----|---|------|
| Feb 15 | ILLINOIS-CHICAGO  | *2b    | 4  | 1 | 1  | 0   | 1  | 0  | 0  | 0  | 1  | 0  | 1   | 0   | 0  | 0   | 1 | 2  | 2  | 0 | .250 |
| Feb 16 | RICHMOND          | *2b    | 5  | 0 | 0  | 0   | 0  | 0  | 0  | 0  | 0  | 0  | 0   | 0   | 0  | 0   | 0 | 2  | 3  | 0 | .111 |
| Feb 16 | WEST VIRGINIA     | *2b    | 4  | 0 | 0  | 0   | 0  | 0  | 0  | 1  | 0  | 0  | 0   | 0   | 0  | 0   | 1 | 0  | 1  | 0 | .077 |
| Feb 22 | UCLA              | *2b    | 5  | 1 | 1  | 1   | 0  | 0  | 1  | 0  | 0  | 0  | 0   | 0   | 0  | 0   | 2 | 2  | 3  | 0 | .111 |
| Mar 01 | NORTHWESTERN      | *2b    | 4  | 1 | 1  | 0   | 0  | 0  | 0  | 0  | 0  | 0  | 0   | 0   | 0  | 0   | 0 | 3  | 3  | 0 | .136 |
| Mar 02 | NORTHWESTERN-1    | *2b    | 1  | 1 | 1  | 3   | 1  | 0  | 0  | 3  | 0  | 0  | 0   | 0   | 0  | 0   | 0 | 1  | 2  | 0 | .174 |
| Mar 02 | NORTHWESTERN-2    | *2b    | 3  | 0 | 1  | 1   | 1  | 0  | 0  | 0  | 0  | 0  | 0   | 0   | 0  | 0   | 0 | 2  | 0  | 0 | .192 |
| Mar 05 | at Kennesaw State | *2b    | 4  | 1 | 1  | 0   | 0  | 0  | 0  | 1  | 0  | 0  | 0   | 0   | 0  | 0   | 1 | 2  | 0  | 0 | .200 |
| Mar 06 | KENNESAW STATE    | *2b/ss | 3  | 1 | 1  | 1   | 0  | 0  | 0  | 1  | 1  | 0  | 0   | 1   | 0  | 0   | 0 | 1  | 0  | 0 | .212 |
| Mar 08 | at Miami (FL)     | *2b    | 4  | 1 | 1  | 0   | 0  | 0  | 0  | 1  | 0  | 0  | 0   | 0   | 0  | 0   | 1 | 0  | 2  | 0 | .216 |
| Mar 09 | at Miami (FL)     | *ss    | 4  | 0 | 1  | 0   | 1  | 0  | 0  | 1  | 0  | 0  | 0   | 0   | 0  | 0   | 0 | 1  | 2  | 0 | .220 |
| Mar 10 | at Miami (FL)     | *2b    | 5  | 2 | 3  | 1   | 0  | 0  | 0  | 0  | 1  | 0  | 0   | 0   | 0  | 0   | 0 | 2  | 2  | 1 | .261 |
| Mar 12 | GEORGIA SOUTHERN  | *ss    | 5  | 0 | 0  | 0   | 0  | 0  | 0  | 0  | 0  | 0  | 0   | 0   | 0  | 0   | 0 | 1  | 6  | 0 | .235 |
| Totals |                   | 13gs   | 51 | 9 | 12 | 7   | 4  | 0  | 1  | 8  | 3  | 0  | 1   | 1   | 0  | 0   | 6 | 16 | 29 | 1 | .235 |

On base pct. .350 • Slugging pct. .373

#35 Jackson Webb - 12 games (All games)

| Date   | Opponent         | Pos    | AB | R | H | RBI | 2B | 3B | HR | BB | SB | CS | HBP | SAC | SF | GDP | K | PO | A  | E | Avg  |
|--------|------------------|--------|----|---|---|-----|----|----|----|----|----|----|-----|-----|----|-----|---|----|----|---|------|
| Feb 15 | ILLINOIS-CHICAGO | 1b     | 0  | 0 | 0 | 0   | 0  | 0  | 0  | 0  | 0  | 0  | 0   | 0   | 0  | 0   | 0 | 1  | 0  | 0 | .000 |
| Feb 16 | WEST VIRGINIA    | 1b     | 1  | 0 | 0 | 0   | 0  | 0  | 0  | 0  | 0  | 0  | 0   | 0   | 0  | 0   | 0 | 0  | 0  | 0 | .000 |
| Feb 22 | UCLA             | 1b     | 0  | 0 | 0 | 0   | 0  | 0  | 0  | 0  | 0  | 0  | 0   | 0   | 0  | 0   | 0 | 4  | 0  | 0 | .000 |
| Feb 23 | UCLA             | *2b    | 2  | 0 | 1 | 0   | 0  | 0  | 0  | 0  | 0  | 0  | 0   | 1   | 0  | 0   | 1 | 1  | 3  | 0 | .333 |
| Feb 24 | UCLA             | *2b    | 0  | 0 | 0 | 0   | 0  | 0  | 0  | 0  | 1  | 0  | 1   | 1   | 0  | 0   | 0 | 3  | 1  | 0 | .333 |
| Feb 26 | GEORGIA STATE    | *2b    | 3  | 1 | 1 | 0   | 0  | 0  | 0  | 1  | 1  | 0  | 0   | 0   | 0  | 0   | 0 | 2  | 1  | 0 | .333 |
| Feb 27 | at Georgia State | *2b/3b | 5  | 0 | 1 | 1   | 0  | 0  | 0  | 0  | 0  | 0  | 0   | 0   | 0  | 0   | 3 | 0  | 2  | 0 | .273 |
| Mar 01 | NORTHWESTERN     | 1b/2b  | 0  | 0 | 0 | 0   | 0  | 0  | 0  | 0  | 0  | 0  | 0   | 0   | 0  | 0   | 0 | 1  | 1  | 0 | .273 |
| Mar 06 | KENNESAW STATE   | 2b     | 0  | 0 | 0 | 0   | 0  | 0  | 0  | 0  | 0  | 0  | 0   | 0   | 0  | 0   | 0 | 0  | 1  | 0 | .273 |
| Mar 09 | at Miami (FL)    | 2b     | 3  | 1 | 1 | 0   | 0  | 0  | 0  | 0  | 0  | 0  | 0   | 0   | 0  | 0   | 1 | 1  | 3  | 0 | .286 |
| Mar 10 | at Miami (FL)    | 1b     | 1  | 0 | 1 | 1   | 0  | 0  | 0  | 0  | 0  | 0  | 0   | 0   | 0  | 0   | 0 | 1  | 0  | 0 | .333 |
| Mar 12 | GEORGIA SOUTHERN | *2b    | 4  | 1 | 1 | 0   | 0  | 0  | 0  | 1  | 0  | 0  | 0   | 0   | 0  | 0   | 1 | 7  | 4  | 0 | .316 |
| Totals |                  | 5gs    | 19 | 3 | 6 | 2   | 0  | 0  | 0  | 2  | 2  | 0  | 1   | 2   | 0  | 0   | 6 | 21 | 16 | 0 | .316 |

On base pct. .409 • Slugging pct. .316

#14 Austin Wilhite - 15 games (All games)

| Date   | Opponent          | Pos  | AB | R | H  | RBI | 2B | 3B | HR | BB | SB | CS | HBP | SAC | SF | GDP | K  | PO | A  | E | Avg  |
|--------|-------------------|------|----|---|----|-----|----|----|----|----|----|----|-----|-----|----|-----|----|----|----|---|------|
| Feb 15 | ILLINOIS-CHICAGO  | *ss  | 3  | 0 | 2  | 1   | 0  | 0  | 0  | 0  | 0  | 0  | 0   | 0   | 1  | 0   | 1  | 1  | 1  | 1 | .667 |
| Feb 16 | RICHMOND          | *ss  | 2  | 1 | 1  | 0   | 0  | 1  | 0  | 2  | 1  | 0  | 0   | 0   | 0  | 0   | 1  | 3  | 2  | 0 | .600 |
| Feb 16 | WEST VIRGINIA     | *ss  | 5  | 0 | 1  | 0   | 0  | 0  | 0  | 0  | 0  | 0  | 0   | 0   | 0  | 0   | 0  | 0  | 0  | 0 | .400 |
| Feb 22 | UCLA              | *ss  | 4  | 0 | 2  | 1   | 1  | 0  | 0  | 0  | 0  | 0  | 0   | 0   | 0  | 0   | 2  | 1  | 6  | 0 | .429 |
| Feb 23 | UCLA              | *ss  | 3  | 0 | 0  | 0   | 0  | 0  | 0  | 1  | 0  | 0  | 0   | 0   | 0  | 0   | 2  | 3  | 2  | 0 | .353 |
| Feb 24 | UCLA              | *ss  | 3  | 0 | 1  | 0   | 0  | 0  | 0  | 1  | 0  | 0  | 0   | 0   | 0  | 0   | 2  | 1  | 3  | 0 | .350 |
| Feb 26 | GEORGIA STATE     | *ss  | 4  | 0 | 0  | 0   | 0  | 0  | 0  | 1  | 0  | 0  | 0   | 0   | 0  | 0   | 0  | 0  | 4  | 0 | .292 |
| Feb 27 | at Georgia State  | *ss  | 3  | 1 | 1  | 2   | 1  | 0  | 0  | 1  | 0  | 0  | 0   | 0   | 0  | 0   | 0  | 0  | 1  | 0 | .296 |
| Mar 01 | NORTHWESTERN      | *ss  | 4  | 0 | 1  | 1   | 0  | 0  | 0  | 0  | 0  | 0  | 0   | 0   | 0  | 0   | 1  | 1  | 1  | 0 | .290 |
| Mar 02 | NORTHWESTERN-1    | *ss  | 3  | 2 | 2  | 3   | 0  | 0  | 0  | 1  | 0  | 0  | 0   | 0   | 0  | 0   | 0  | 3  | 4  | 0 | .324 |
| Mar 02 | NORTHWESTERN-2    | *ss  | 4  | 0 | 0  | 0   | 0  | 0  | 0  | 0  | 0  | 0  | 0   | 0   | 0  | 0   | 2  | 0  | 5  | 0 | .289 |
| Mar 05 | at Kennesaw State | *ss  | 4  | 1 | 1  | 0   | 0  | 0  | 0  | 1  | 0  | 0  | 0   | 0   | 0  | 0   | 2  | 0  | 4  | 0 | .286 |
| Mar 06 | KENNESAW STATE    | *ss  | 3  | 1 | 1  | 0   | 0  | 0  | 0  | 1  | 1  | 0  | 0   | 0   | 0  | 1   | 1  | 2  | 4  | 0 | .289 |
| Mar 08 | at Miami (FL)     | *ss  | 4  | 0 | 0  | 0   | 0  | 0  | 0  | 0  | 0  | 0  | 0   | 1   | 0  | 0   | 2  | 4  | 1  | 0 | .265 |
| Mar 10 | at Miami (FL)     | *ss  | 2  | 1 | 0  | 0   | 0  | 0  | 0  | 2  | 0  | 0  | 0   | 0   | 0  | 0   | 1  | 1  | 3  | 1 | .255 |
| Totals |                   | 15gs | 51 | 7 | 13 | 8   | 2  | 1  | 0  | 11 | 2  | 0  | 0   | 1   | 1  | 1   | 17 | 20 | 41 | 2 | .255 |

On base pct. .381 • Slugging pct. .333

2019 Georgia Tech Baseball  
Individual Game-by-Game for Georgia Tech (as of Mar 13, 2019)

#31 Nick Wilhite - 17 games (All games)

| Date   | Opponent          | Pos  | AB | R | H  | RBI | 2B | 3B | HR | BB | SB | CS | HBP | SAC | SF | GDP | K | PO | A | E | Avg  |
|--------|-------------------|------|----|---|----|-----|----|----|----|----|----|----|-----|-----|----|-----|---|----|---|---|------|
| Feb 15 | ILLINOIS-CHICAGO  | *of  | 4  | 0 | 1  | 0   | 0  | 0  | 0  | 0  | 0  | 0  | 0   | 0   | 0  | 0   | 0 | 5  | 0 | 0 | .250 |
| Feb 16 | RICHMOND          | *of  | 2  | 0 | 0  | 0   | 0  | 0  | 0  | 1  | 0  | 0  | 0   | 0   | 0  | 0   | 0 | 3  | 0 | 0 | .167 |
| Feb 16 | WEST VIRGINIA     | *of  | 5  | 0 | 1  | 1   | 0  | 0  | 0  | 0  | 0  | 0  | 0   | 0   | 0  | 0   | 0 | 1  | 0 | 0 | .182 |
| Feb 22 | UCLA              | *of  | 3  | 0 | 0  | 0   | 0  | 0  | 0  | 0  | 0  | 0  | 0   | 1   | 0  | 0   | 0 | 2  | 0 | 0 | .143 |
| Feb 23 | UCLA              | *of  | 3  | 0 | 0  | 1   | 0  | 0  | 0  | 1  | 0  | 0  | 0   | 0   | 0  | 0   | 1 | 6  | 0 | 0 | .118 |
| Feb 24 | UCLA              | *of  | 2  | 0 | 1  | 0   | 0  | 0  | 0  | 1  | 0  | 0  | 0   | 0   | 0  | 0   | 0 | 2  | 0 | 0 | .158 |
| Feb 26 | GEORGIA STATE     | *of  | 4  | 0 | 0  | 1   | 0  | 0  | 0  | 0  | 1  | 0  | 0   | 0   | 0  | 0   | 1 | 5  | 0 | 0 | .130 |
| Feb 27 | at Georgia State  | *of  | 5  | 0 | 3  | 2   | 0  | 0  | 0  | 0  | 1  | 0  | 0   | 0   | 0  | 0   | 0 | 1  | 0 | 0 | .214 |
| Mar 01 | NORTHWESTERN      | *of  | 4  | 2 | 2  | 0   | 1  | 0  | 0  | 0  | 1  | 0  | 0   | 0   | 0  | 0   | 0 | 3  | 0 | 0 | .250 |
| Mar 02 | NORTHWESTERN-1    | *of  | 4  | 0 | 2  | 0   | 0  | 0  | 0  | 0  | 0  | 0  | 0   | 0   | 0  | 0   | 0 | 3  | 0 | 0 | .278 |
| Mar 02 | NORTHWESTERN-2    | *of  | 3  | 0 | 1  | 0   | 0  | 0  | 0  | 0  | 0  | 0  | 0   | 0   | 0  | 0   | 1 | 0  | 0 | 0 | .282 |
| Mar 05 | at Kennesaw State | *of  | 4  | 2 | 2  | 1   | 0  | 0  | 0  | 1  | 0  | 0  | 0   | 0   | 0  | 0   | 1 | 2  | 0 | 0 | .302 |
| Mar 06 | KENNESAW STATE    | *of  | 3  | 1 | 1  | 0   | 0  | 0  | 0  | 0  | 0  | 0  | 0   | 0   | 0  | 0   | 1 | 1  | 0 | 0 | .304 |
| Mar 08 | at Miami (FL)     | *of  | 3  | 0 | 0  | 0   | 0  | 0  | 0  | 0  | 0  | 0  | 0   | 1   | 0  | 0   | 1 | 5  | 0 | 0 | .286 |
| Mar 09 | at Miami (FL)     | *of  | 3  | 0 | 0  | 0   | 0  | 0  | 0  | 1  | 0  | 0  | 0   | 0   | 0  | 0   | 1 | 3  | 0 | 0 | .269 |
| Mar 10 | at Miami (FL)     | *of  | 3  | 1 | 1  | 0   | 0  | 0  | 0  | 1  | 0  | 0  | 0   | 0   | 0  | 1   | 0 | 2  | 0 | 0 | .273 |
| Mar 12 | GEORGIA SOUTHERN  | *of  | 4  | 1 | 2  | 1   | 0  | 0  | 0  | 1  | 0  | 0  | 0   | 0   | 0  | 0   | 0 | 1  | 1 | 0 | .288 |
| Totals |                   | 17gs | 59 | 7 | 17 | 7   | 1  | 0  | 0  | 7  | 3  | 0  | 0   | 2   | 0  | 1   | 7 | 45 | 1 | 0 | .288 |

On base pct. .364 • Slugging pct. .305

#41 Amos Willingham - 2 games (All games)

| Date   | Opponent          | Pos | AB | R | H | RBI | 2B | 3B | HR | BB | SB | CS | HBP | SAC | SF | GDP | K | PO | A | E | Avg  |
|--------|-------------------|-----|----|---|---|-----|----|----|----|----|----|----|-----|-----|----|-----|---|----|---|---|------|
| Feb 16 | RICHMOND          | p   | 0  | 0 | 0 | 0   | 0  | 0  | 0  | 0  | 0  | 0  | 0   | 0   | 0  | 0   | 0 | 1  | 1 | 0 | .000 |
| Mar 05 | at Kennesaw State | *p  | 0  | 0 | 0 | 0   | 0  | 0  | 0  | 0  | 0  | 0  | 0   | 0   | 0  | 0   | 0 | 0  | 2 | 0 | .000 |
| Totals |                   | 1gs | 0  | 0 | 0 | 0   | 0  | 0  | 0  | 0  | 0  | 0  | 0   | 0   | 0  | 0   | 0 | 1  | 3 | 0 | .000 |

On base pct. .000 • Slugging pct. .000

#41 Amos Willingham - 6 appearances (All games)

| Date   | Opponent          | GS | IP   | H  | R | ER | BB | SO | 2B | 3B | HR | WP | BK | HBP | IBB | Score | W-L | Sv | ERA   | NP |
|--------|-------------------|----|------|----|---|----|----|----|----|----|----|----|----|-----|-----|-------|-----|----|-------|----|
| Feb 16 | RICHMOND          |    | 3.1  | 7  | 5 | 5  | 1  | 1  | 1  | 0  | 2  | 2  | 0  | 0   | 0   | 1-7   | 0-0 | 0  | 13.50 | 70 |
| Feb 23 | UCLA              |    | 1.0  | 1  | 1 | 1  | 1  | 2  | 0  | 0  | 0  | 0  | 1  | 0   | 0   | 2-8   | 0-0 | 0  | 12.46 | 22 |
| Feb 27 | at Georgia State  | *  | 6.0  | 3  | 0 | 0  | 0  | 5  | 0  | 0  | 0  | 1  | 0  | 0   | 0   | 10-0  | 1-0 | 0  | 5.23  | 76 |
| Mar 05 | at Kennesaw State | *  | 5.0  | 5  | 1 | 1  | 1  | 3  | 0  | 0  | 0  | 0  | 0  | 0   | 0   | 10-7  | 2-0 | 0  | 4.11  | 81 |
| Mar 10 | at Miami (FL)     |    | 0.1  | 1  | 0 | 0  | 0  | 0  | 1  | 0  | 0  | 0  | 0  | 0   | 0   | 6-9   | 2-0 | 0  | 4.02  | 5  |
| Mar 12 | GEORGIA SOUTHERN  | *  | 5.0  | 7  | 2 | 2  | 0  | 0  | 0  | 0  | 0  | 0  | 0  | 0   | 0   | 7-6   | 2-0 | 0  | 3.92  | 57 |
| Totals |                   | 3  | 20.2 | 24 | 9 | 9  | 3  | 11 | 2  | 0  | 2  | 3  | 1  | 0   | 0   | 36-37 | 2-0 | 0  | 3.92  | -  |

#38 Robert Winborne - 1 game (All games)

| Date   | Opponent     | Pos | AB | R | H | RBI | 2B | 3B | HR | BB | SB | CS | HBP | SAC | SF | GDP | K | PO | A | E | Avg  |
|--------|--------------|-----|----|---|---|-----|----|----|----|----|----|----|-----|-----|----|-----|---|----|---|---|------|
| Mar 01 | NORTHWESTERN | p   | 0  | 0 | 0 | 0   | 0  | 0  | 0  | 0  | 0  | 0  | 0   | 0   | 0  | 0   | 0 | 0  | 1 | 0 | .000 |
| Totals |              | 0gs | 0  | 0 | 0 | 0   | 0  | 0  | 0  | 0  | 0  | 0  | 0   | 0   | 0  | 0   | 0 | 0  | 1 | 0 | .000 |

On base pct. .000 • Slugging pct. .000

#38 Robert Winborne - 1 appearance (All games)

| Date   | Opponent     | GS | IP  | H | R | ER | BB | SO | 2B | 3B | HR | WP | BK | HBP | IBB | Score | W-L | Sv | ERA  | NP |
|--------|--------------|----|-----|---|---|----|----|----|----|----|----|----|----|-----|-----|-------|-----|----|------|----|
| Mar 01 | NORTHWESTERN |    | 1.0 | 1 | 0 | 0  | 1  | 0  | 0  | 0  | 0  | 0  | 0  | 0   | 0   | 12-1  | 0-0 | 0  | 0.00 | 25 |
| Totals |              | 0  | 1.0 | 1 | 0 | 0  | 1  | 0  | 0  | 0  | 0  | 0  | 0  | 0   | 0   | 12-1  | 0-0 | 0  | 0.00 | -  |

#3 Billy Zimmershine - 2 games (All games)

| Date   | Opponent         | Pos   | AB | R | H | RBI | 2B | 3B | HR | BB | SB | CS | HBP | SAC | SF | GDP | K | PO | A | E | Avg  |
|--------|------------------|-------|----|---|---|-----|----|----|----|----|----|----|-----|-----|----|-----|---|----|---|---|------|
| Feb 27 | at Georgia State | ph/ss | 0  | 0 | 0 | 0   | 0  | 0  | 0  | 1  | 0  | 0  | 0   | 0   | 0  | 0   | 0 | 0  | 1 | 0 | .000 |
| Mar 01 | NORTHWESTERN     | ss    | 1  | 0 | 0 | 0   | 0  | 0  | 0  | 0  | 0  | 0  | 0   | 0   | 0  | 0   | 0 | 1  | 1 | 1 | .000 |
| Totals |                  | 0gs   | 1  | 0 | 0 | 0   | 0  | 0  | 0  | 1  | 0  | 0  | 0   | 0   | 0  | 0   | 0 | 1  | 2 | 1 | .000 |

On base pct. .500 • Slugging pct. .000

2019 Georgia Tech Baseball  
Conference statistics for Georgia Tech (as of Mar 12, 2019)  
(ACC games only Sorted by Batting avg)

Record: 1-2 Home: 0-0 Away: 1-2 ACC: 1-2

| Player           | avg  | gp-gs | ab  | r  | h  | 2b | 3b | hr | rbi | tb | slg%  | bb | hp | so | gdp | ob%  | sf | sh | sb-att | po | a  | e | fld%  |
|------------------|------|-------|-----|----|----|----|----|----|-----|----|-------|----|----|----|-----|------|----|----|--------|----|----|---|-------|
| Michael Guldberg | .444 | 3-3   | 9   | 2  | 4  | 0  | 0  | 0  | 1   | 4  | .444  | 0  | 1  | 1  | 0   | .500 | 0  | 1  | 0-0    | 0  | 1  | 1 | .500  |
| Chase Murray     | .429 | 2-2   | 7   | 1  | 3  | 1  | 0  | 0  | 1   | 4  | .571  | 1  | 0  | 2  | 0   | .500 | 0  | 0  | 1-1    | 7  | 0  | 0 | 1.000 |
| Luke Waddell     | .385 | 3-3   | 13  | 3  | 5  | 1  | 0  | 0  | 1   | 6  | .462  | 2  | 0  | 1  | 0   | .467 | 0  | 0  | 1-1    | 3  | 6  | 1 | .900  |
| Tristin English  | .385 | 3-3   | 13  | 4  | 5  | 1  | 0  | 3  | 5   | 15 | 1.154 | 0  | 1  | 2  | 1   | .429 | 0  | 0  | 0-0    | 18 | 3  | 0 | 1.000 |
| Baron Radcliff   | .333 | 2-2   | 6   | 0  | 2  | 0  | 0  | 0  | 1   | 2  | .333  | 2  | 0  | 0  | 0   | .500 | 0  | 0  | 0-0    | 0  | 0  | 0 | .000  |
| Colin Hall       | .286 | 3-3   | 14  | 0  | 4  | 1  | 0  | 0  | 1   | 5  | .357  | 1  | 0  | 3  | 1   | .333 | 0  | 0  | 0-0    | 4  | 1  | 0 | 1.000 |
| Kyle McCann      | .273 | 3-3   | 11  | 2  | 3  | 2  | 0  | 1  | 3   | 8  | .727  | 4  | 0  | 2  | 0   | .467 | 0  | 0  | 0-0    | 29 | 1  | 0 | 1.000 |
| Oscar Serratos   | .267 | 3-3   | 15  | 1  | 4  | 1  | 0  | 0  | 1   | 5  | .333  | 0  | 0  | 7  | 0   | .267 | 0  | 0  | 0-0    | 0  | 3  | 0 | 1.000 |
| Nick Wilhite     | .111 | 3-3   | 9   | 1  | 1  | 0  | 0  | 0  | 0   | 1  | .111  | 2  | 0  | 2  | 1   | .273 | 0  | 1  | 0-0    | 10 | 0  | 0 | 1.000 |
| Austin Wilhite   | .000 | 2-2   | 6   | 1  | 0  | 0  | 0  | 0  | 0   | 0  | .000  | 2  | 0  | 3  | 0   | .250 | 0  | 1  | 0-0    | 5  | 4  | 1 | .900  |
| -----            |      |       |     |    |    |    |    |    |     |    |       |    |    |    |     |      |    |    |        |    |    |   |       |
| Jackson Webb     | .500 | 2-0   | 4   | 1  | 2  | 0  | 0  | 0  | 1   | 2  | .500  | 0  | 0  | 1  | 0   | .500 | 0  | 0  | 0-0    | 2  | 3  | 0 | 1.000 |
| Cole Neuber      | .000 | 1-0   | 1   | 0  | 0  | 0  | 0  | 0  | 0   | 0  | .000  | 0  | 0  | 1  | 0   | .000 | 0  | 0  | 0-0    | 0  | 0  | 0 | .000  |
| Totals           | .306 | 3     | 108 | 16 | 33 | 7  | 0  | 4  | 15  | 52 | .481  | 14 | 2  | 25 | 3   | .395 | 0  | 3  | 2-2    | 80 | 23 | 3 | .972  |
| Opponents        | .270 | 3     | 111 | 19 | 30 | 7  | 1  | 6  | 17  | 57 | .514  | 7  | 4  | 29 | 0   | .336 | 0  | 0  | 3-4    | 84 | 32 | 2 | .983  |

LOB - Team (27), Opp (23). DPs turned - Team (1), Opp (6). IBB - Team (2), McCann, K 2, Opp (2).

(ACC games only Sorted by Earned run avg)

| Player          | era   | w-l | app | gs | cg | sho | sv | ip   | h  | r  | er | bb | so | 2b | 3b | hr | b/avg | wp | hp | bk | sfa | sha |
|-----------------|-------|-----|-----|----|----|-----|----|------|----|----|----|----|----|----|----|----|-------|----|----|----|-----|-----|
| Jonathan Hughes | 0.00  | 1-0 | 1   | 0  | 0  | 0/0 | 0  | 3.2  | 3  | 0  | 0  | 1  | 0  | 2  | 0  | 0  | .214  | 1  | 1  | 0  | 0   | 0   |
| Connor Thomas   | 4.50  | 0-0 | 1   | 1  | 0  | 0/0 | 0  | 6.0  | 7  | 3  | 3  | 1  | 5  | 1  | 0  | 1  | .269  | 0  | 0  | 0  | 0   | 0   |
| Xzavion Curry   | 5.68  | 0-0 | 1   | 1  | 0  | 0/0 | 0  | 6.1  | 7  | 4  | 4  | 0  | 9  | 2  | 0  | 1  | .292  | 2  | 2  | 0  | 0   | 0   |
| Brant Hurter    | 9.53  | 0-1 | 1   | 1  | 0  | 0/0 | 0  | 5.2  | 6  | 7  | 6  | 2  | 8  | 1  | 1  | 1  | .240  | 0  | 1  | 0  | 0   | 0   |
| Keyton Gibson   | 10.12 | 0-1 | 1   | 0  | 0  | 0/0 | 0  | 2.2  | 3  | 3  | 3  | 1  | 3  | 0  | 0  | 2  | .273  | 0  | 0  | 0  | 0   | 0   |
| -----           |       |     |     |    |    |     |    |      |    |    |    |    |    |    |    |    |       |    |    |    |     |     |
| Jake Lee        | 0.00  | 0-0 | 1   | 0  | 0  | 0/0 | 0  | 1.0  | 0  | 0  | 0  | 0  | 2  | 0  | 0  | 0  | .000  | 1  | 0  | 0  | 0   | 0   |
| Amos Willingham | 0.00  | 0-0 | 1   | 0  | 0  | 0/0 | 0  | 0.1  | 1  | 0  | 0  | 0  | 0  | 1  | 0  | 0  | .500  | 0  | 0  | 0  | 0   | 0   |
| Micah Carpenter | 13.50 | 0-0 | 1   | 0  | 0  | 0/0 | 0  | 0.2  | 2  | 1  | 1  | 0  | 1  | 0  | 0  | 1  | .500  | 0  | 0  | 0  | 0   | 0   |
| Luke Bartnicki  | 27.00 | 0-0 | 1   | 0  | 0  | 0/0 | 0  | 0.1  | 1  | 1  | 1  | 2  | 1  | 0  | 0  | 0  | .500  | 0  | 0  | 0  | 0   | 0   |
| Totals          | 6.08  | 1-2 | 3   | 3  | 0  | 0/0 | 0  | 26.2 | 30 | 19 | 18 | 7  | 29 | 7  | 1  | 6  | .270  | 4  | 4  | 0  | 0   | 0   |
| Opponents       | 5.14  | 2-1 | 3   | 3  | 0  | 0/0 | 0  | 28.0 | 33 | 16 | 16 | 14 | 25 | 7  | 0  | 4  | .306  | 3  | 2  | 0  | 0   | 3   |

PB - Team (0), Opp (1). SBA/ATT - McCann, K (3-4), Thomas, C (2-2), Curry, X (0-1), Willingham (1-1).

2019 Georgia Tech Baseball  
Conference statistics for Georgia Tech (as of Mar 12, 2019)  
(ACC games only Sorted by Fielding pct)

| Player           | c   | po | a  | e | fld%  | dp | sba | csb | sba%  | pb | ci |
|------------------|-----|----|----|---|-------|----|-----|-----|-------|----|----|
| Kyle McCann      | 30  | 29 | 1  | 0 | 1.000 | 1  | 3   | 1   | .750  | 0  | 0  |
| Tristin English  | 21  | 18 | 3  | 0 | 1.000 | 0  | 0   | 0   | .000  | 0  | 0  |
| Nick Wilhite     | 10  | 10 | 0  | 0 | 1.000 | 0  | 0   | 0   | .000  | 0  | 0  |
| Chase Murray     | 7   | 7  | 0  | 0 | 1.000 | 0  | 0   | 0   | .000  | 0  | 0  |
| Jackson Webb     | 5   | 2  | 3  | 0 | 1.000 | 0  | 0   | 0   | .000  | 0  | 0  |
| Colin Hall       | 5   | 4  | 1  | 0 | 1.000 | 0  | 0   | 0   | .000  | 0  | 0  |
| Oscar Serratos   | 3   | 0  | 3  | 0 | 1.000 | 0  | 0   | 0   | .000  | 0  | 0  |
| Jonathan Hughes  | 2   | 1  | 1  | 0 | 1.000 | 0  | 0   | 0   | .000  | 0  | 0  |
| Xzavion Curry    | 1   | 1  | 0  | 0 | 1.000 | 0  | 0   | 1   | .000  | 0  | 0  |
| Luke Waddell     | 10  | 3  | 6  | 1 | .900  | 0  | 0   | 0   | .000  | 0  | 0  |
| Austin Wilhite   | 10  | 5  | 4  | 1 | .900  | 1  | 0   | 0   | .000  | 0  | 0  |
| Michael Guldberg | 2   | 0  | 1  | 1 | .500  | 0  | 0   | 0   | .000  | 0  | 0  |
| Cole Neuber      | 0   | 0  | 0  | 0 | .000  | 0  | 0   | 0   | .000  | 0  | 0  |
| Baron Radcliff   | 0   | 0  | 0  | 0 | .000  | 0  | 0   | 0   | .000  | 0  | 0  |
| Micah Carpenter  | 0   | 0  | 0  | 0 | .000  | 0  | 0   | 0   | .000  | 0  | 0  |
| Keyton Gibson    | 0   | 0  | 0  | 0 | .000  | 0  | 0   | 0   | .000  | 0  | 0  |
| Amos Willingham  | 0   | 0  | 0  | 0 | .000  | 0  | 1   | 0   | 1.000 | 0  | 0  |
| Luke Bartnicki   | 0   | 0  | 0  | 0 | .000  | 0  | 0   | 0   | .000  | 0  | 0  |
| Brant Hurter     | 0   | 0  | 0  | 0 | .000  | 0  | 0   | 0   | .000  | 0  | 0  |
| Connor Thomas    | 0   | 0  | 0  | 0 | .000  | 0  | 2   | 0   | 1.000 | 0  | 0  |
| Jake Lee         | 0   | 0  | 0  | 0 | .000  | 0  | 0   | 0   | .000  | 0  | 0  |
| Totals           | 106 | 80 | 23 | 3 | .972  | 1  | 3   | 1   | .750  | 0  | 0  |
| Opponents        | 118 | 84 | 32 | 2 | .983  | 6  | 2   | 0   | 1.000 | 1  | 0  |

Hitting minimums - 1 Games 1.5 AB/Game

Pitching minimums - 1 Games 0.8 IP/Game

2019 Georgia Tech Baseball  
Conference statistics for Georgia Tech (as of Mar 12, 2019)  
(ACC games only Sorted by Batting avg)

Record: 1-2 Home: 0-0 Away: 1-2 ACC: 1-2

| Player           | avg  | gp-gs | ab  | r  | h  | 2b | 3b | hr | rbi | tb | slg%  | bb | hp | so | gdp | ob%  | sf | sh | sb-att | po | a  | e | fld%  |
|------------------|------|-------|-----|----|----|----|----|----|-----|----|-------|----|----|----|-----|------|----|----|--------|----|----|---|-------|
| Michael Guldberg | .444 | 3-3   | 9   | 2  | 4  | 0  | 0  | 0  | 1   | 4  | .444  | 0  | 1  | 1  | 0   | .500 | 0  | 1  | 0-0    | 0  | 1  | 1 | .500  |
| Chase Murray     | .429 | 2-2   | 7   | 1  | 3  | 1  | 0  | 0  | 1   | 4  | .571  | 1  | 0  | 2  | 0   | .500 | 0  | 0  | 1-1    | 7  | 0  | 0 | 1.000 |
| Luke Waddell     | .385 | 3-3   | 13  | 3  | 5  | 1  | 0  | 0  | 1   | 6  | .462  | 2  | 0  | 1  | 0   | .467 | 0  | 0  | 1-1    | 3  | 6  | 1 | .900  |
| Tristin English  | .385 | 3-3   | 13  | 4  | 5  | 1  | 0  | 3  | 5   | 15 | 1.154 | 0  | 1  | 2  | 1   | .429 | 0  | 0  | 0-0    | 18 | 3  | 0 | 1.000 |
| Baron Radcliff   | .333 | 2-2   | 6   | 0  | 2  | 0  | 0  | 0  | 1   | 2  | .333  | 2  | 0  | 0  | 0   | .500 | 0  | 0  | 0-0    | 0  | 0  | 0 | .000  |
| Colin Hall       | .286 | 3-3   | 14  | 0  | 4  | 1  | 0  | 0  | 1   | 5  | .357  | 1  | 0  | 3  | 1   | .333 | 0  | 0  | 0-0    | 4  | 1  | 0 | 1.000 |
| Kyle McCann      | .273 | 3-3   | 11  | 2  | 3  | 2  | 0  | 1  | 3   | 8  | .727  | 4  | 0  | 2  | 0   | .467 | 0  | 0  | 0-0    | 29 | 1  | 0 | 1.000 |
| Oscar Serratos   | .267 | 3-3   | 15  | 1  | 4  | 1  | 0  | 0  | 1   | 5  | .333  | 0  | 0  | 7  | 0   | .267 | 0  | 0  | 0-0    | 0  | 3  | 0 | 1.000 |
| Nick Wilhite     | .111 | 3-3   | 9   | 1  | 1  | 0  | 0  | 0  | 0   | 1  | .111  | 2  | 0  | 2  | 1   | .273 | 0  | 1  | 0-0    | 10 | 0  | 0 | 1.000 |
| Austin Wilhite   | .000 | 2-2   | 6   | 1  | 0  | 0  | 0  | 0  | 0   | 0  | .000  | 2  | 0  | 3  | 0   | .250 | 0  | 1  | 0-0    | 5  | 4  | 1 | .900  |
| -----            |      |       |     |    |    |    |    |    |     |    |       |    |    |    |     |      |    |    |        |    |    |   |       |
| Jackson Webb     | .500 | 2-0   | 4   | 1  | 2  | 0  | 0  | 0  | 1   | 2  | .500  | 0  | 0  | 1  | 0   | .500 | 0  | 0  | 0-0    | 2  | 3  | 0 | 1.000 |
| Cole Neuber      | .000 | 1-0   | 1   | 0  | 0  | 0  | 0  | 0  | 0   | 0  | .000  | 0  | 0  | 1  | 0   | .000 | 0  | 0  | 0-0    | 0  | 0  | 0 | .000  |
| Totals           | .306 | 3     | 108 | 16 | 33 | 7  | 0  | 4  | 15  | 52 | .481  | 14 | 2  | 25 | 3   | .395 | 0  | 3  | 2-2    | 80 | 23 | 3 | .972  |
| Opponents        | .270 | 3     | 111 | 19 | 30 | 7  | 1  | 6  | 17  | 57 | .514  | 7  | 4  | 29 | 0   | .336 | 0  | 0  | 3-4    | 84 | 32 | 2 | .983  |

LOB - Team (27), Opp (23). DPs turned - Team (1), Opp (6). IBB - Team (2), McCann, K 2, Opp (2).

(ACC games only Sorted by Earned run avg)

| Player          | era   | w-l | app | gs | cg | sho | sv | ip   | h  | r  | er | bb | so | 2b | 3b | hr | b/avg | wp | hp | bk | sfa | sha |
|-----------------|-------|-----|-----|----|----|-----|----|------|----|----|----|----|----|----|----|----|-------|----|----|----|-----|-----|
| Jonathan Hughes | 0.00  | 1-0 | 1   | 0  | 0  | 0/0 | 0  | 3.2  | 3  | 0  | 0  | 1  | 0  | 2  | 0  | 0  | .214  | 1  | 1  | 0  | 0   | 0   |
| Connor Thomas   | 4.50  | 0-0 | 1   | 1  | 0  | 0/0 | 0  | 6.0  | 7  | 3  | 3  | 1  | 5  | 1  | 0  | 1  | .269  | 0  | 0  | 0  | 0   | 0   |
| Xzavion Curry   | 5.68  | 0-0 | 1   | 1  | 0  | 0/0 | 0  | 6.1  | 7  | 4  | 4  | 0  | 9  | 2  | 0  | 1  | .292  | 2  | 2  | 0  | 0   | 0   |
| Brant Hurter    | 9.53  | 0-1 | 1   | 1  | 0  | 0/0 | 0  | 5.2  | 6  | 7  | 6  | 2  | 8  | 1  | 1  | 1  | .240  | 0  | 1  | 0  | 0   | 0   |
| Keyton Gibson   | 10.12 | 0-1 | 1   | 0  | 0  | 0/0 | 0  | 2.2  | 3  | 3  | 3  | 1  | 3  | 0  | 0  | 2  | .273  | 0  | 0  | 0  | 0   | 0   |
| -----           |       |     |     |    |    |     |    |      |    |    |    |    |    |    |    |    |       |    |    |    |     |     |
| Jake Lee        | 0.00  | 0-0 | 1   | 0  | 0  | 0/0 | 0  | 1.0  | 0  | 0  | 0  | 0  | 2  | 0  | 0  | 0  | .000  | 1  | 0  | 0  | 0   | 0   |
| Amos Willingham | 0.00  | 0-0 | 1   | 0  | 0  | 0/0 | 0  | 0.1  | 1  | 0  | 0  | 0  | 0  | 1  | 0  | 0  | .500  | 0  | 0  | 0  | 0   | 0   |
| Micah Carpenter | 13.50 | 0-0 | 1   | 0  | 0  | 0/0 | 0  | 0.2  | 2  | 1  | 1  | 0  | 1  | 0  | 0  | 1  | .500  | 0  | 0  | 0  | 0   | 0   |
| Luke Bartnicki  | 27.00 | 0-0 | 1   | 0  | 0  | 0/0 | 0  | 0.1  | 1  | 1  | 1  | 2  | 1  | 0  | 0  | 0  | .500  | 0  | 0  | 0  | 0   | 0   |
| Totals          | 6.08  | 1-2 | 3   | 3  | 0  | 0/0 | 0  | 26.2 | 30 | 19 | 18 | 7  | 29 | 7  | 1  | 6  | .270  | 4  | 4  | 0  | 0   | 0   |
| Opponents       | 5.14  | 2-1 | 3   | 3  | 0  | 0/0 | 0  | 28.0 | 33 | 16 | 16 | 14 | 25 | 7  | 0  | 4  | .306  | 3  | 2  | 0  | 0   | 3   |

PB - Team (0), Opp (1). SBA/ATT - McCann, K (3-4), Thomas, C (2-2), Curry, X (0-1), Willingham (1-1).

2019 Georgia Tech Baseball  
Conference statistics for Georgia Tech (as of Mar 12, 2019)  
(ACC games only Sorted by Fielding pct)

| Player           | c   | po | a  | e | fld%  | dp | sba | csb | sba%  | pb | ci |
|------------------|-----|----|----|---|-------|----|-----|-----|-------|----|----|
| Kyle McCann      | 30  | 29 | 1  | 0 | 1.000 | 1  | 3   | 1   | .750  | 0  | 0  |
| Tristin English  | 21  | 18 | 3  | 0 | 1.000 | 0  | 0   | 0   | .000  | 0  | 0  |
| Nick Wilhite     | 10  | 10 | 0  | 0 | 1.000 | 0  | 0   | 0   | .000  | 0  | 0  |
| Chase Murray     | 7   | 7  | 0  | 0 | 1.000 | 0  | 0   | 0   | .000  | 0  | 0  |
| Jackson Webb     | 5   | 2  | 3  | 0 | 1.000 | 0  | 0   | 0   | .000  | 0  | 0  |
| Colin Hall       | 5   | 4  | 1  | 0 | 1.000 | 0  | 0   | 0   | .000  | 0  | 0  |
| Oscar Serratos   | 3   | 0  | 3  | 0 | 1.000 | 0  | 0   | 0   | .000  | 0  | 0  |
| Jonathan Hughes  | 2   | 1  | 1  | 0 | 1.000 | 0  | 0   | 0   | .000  | 0  | 0  |
| Xzavion Curry    | 1   | 1  | 0  | 0 | 1.000 | 0  | 0   | 1   | .000  | 0  | 0  |
| Luke Waddell     | 10  | 3  | 6  | 1 | .900  | 0  | 0   | 0   | .000  | 0  | 0  |
| Austin Wilhite   | 10  | 5  | 4  | 1 | .900  | 1  | 0   | 0   | .000  | 0  | 0  |
| Michael Guldberg | 2   | 0  | 1  | 1 | .500  | 0  | 0   | 0   | .000  | 0  | 0  |
| Cole Neuber      | 0   | 0  | 0  | 0 | .000  | 0  | 0   | 0   | .000  | 0  | 0  |
| Baron Radcliff   | 0   | 0  | 0  | 0 | .000  | 0  | 0   | 0   | .000  | 0  | 0  |
| Micah Carpenter  | 0   | 0  | 0  | 0 | .000  | 0  | 0   | 0   | .000  | 0  | 0  |
| Keyton Gibson    | 0   | 0  | 0  | 0 | .000  | 0  | 0   | 0   | .000  | 0  | 0  |
| Amos Willingham  | 0   | 0  | 0  | 0 | .000  | 0  | 1   | 0   | 1.000 | 0  | 0  |
| Luke Bartnicki   | 0   | 0  | 0  | 0 | .000  | 0  | 0   | 0   | .000  | 0  | 0  |
| Brant Hurter     | 0   | 0  | 0  | 0 | .000  | 0  | 0   | 0   | .000  | 0  | 0  |
| Connor Thomas    | 0   | 0  | 0  | 0 | .000  | 0  | 2   | 0   | 1.000 | 0  | 0  |
| Jake Lee         | 0   | 0  | 0  | 0 | .000  | 0  | 0   | 0   | .000  | 0  | 0  |
| Totals           | 106 | 80 | 23 | 3 | .972  | 1  | 3   | 1   | .750  | 0  | 0  |
| Opponents        | 118 | 84 | 32 | 2 | .983  | 6  | 2   | 0   | 1.000 | 1  | 0  |

Hitting minimums - 1 Games 1.5 AB/Game

Pitching minimums - 1 Games 0.8 IP/Game