

GEORGIA TECH®

124TH SEASON • 31 NCAA REGIONAL APPEARANCES • 3 COLLEGE WORLD SERIES APPEARANCES • 9 ACC CHAMPIONSHIPS

2019 Official Game Notes | RamblinWreck.com | Contact: Andrew Clausen • aclausen@athletics.gatech.edu • (678) 764-0867

GEORGIA TECH BY THE NUMBERS

Overall Record	9-4
ACC Record	0-0
at Russ Chandler Stadium	8-4
Road Games	2-0
Neutral Site Games	0-0
Streak	W2
Last 10 Games	7-3

2019 SCHEDULE / RESULTS

DATE	OPPONENT	TV	TIME/RESULT
Feb. 15	UIC	ACCNE	W, 6-3
Feb. 16	RICHMOND	ACCNE	L, 7-1
Feb. 16	WEST VIRGINIA	ACCNE	W, 5-4 (11)
Feb. 19	at Georgia Southern	ESPN+	PPD
Feb. 22	No. 3 UCLA	ACCNE	W, 4-3 (11)
Feb. 23	No. 3 UCLA	ACCNE	L, 8-2
Feb. 24	No. 3 UCLA	ACCNE	L, 6-0
Feb. 26	GEORGIA STATE	ACCNE	W, 7-3
Feb. 27	at Georgia State	PantherVision	W, 10-6
Mar. 1	NORTHWESTERN	ACCNE	W, 12-1
Mar. 2	NORTHWESTERN (DH-1)	ACCNE	W, 9-2
Mar. 2	NORTHWESTERN (DH-2)	ACCNE	L, 5-1
Mar. 5	at Kennesaw State	FB Live	W, 10-7
Mar. 6	KENNESAW STATE	ACCNE	W, 9-1
Mar. 8	at Miami (Fla.) *	ACCNE	7:30 p.m.
Mar. 9	at Miami (Fla.) *	ACCNE	7 p.m.
Mar. 10	at Miami (Fla.) *	ACCNE	1 p.m.
Mar. 12	GEORGIA SOUTHERN	ACCNE	6 p.m.
Mar. 15	VIRGINIA *	ACCNE	6 p.m.
Mar. 16	VIRGINIA *	ACCNE	2 p.m.
Mar. 17	VIRGINIA *	ACCNE	1 p.m.
Mar. 19	at Mercer	ESPN3	6 p.m.
Mar. 22	at Louisville *	ACCNE	6 p.m.
Mar. 23	at Louisville *	ACCNE	1 p.m.
Mar. 24	at Louisville *	ACCNE	1 p.m.
Mar. 26	GEORGIA	ACCNE	7 p.m.
Mar. 29	NOTRE DAME *	ACCNE	6 p.m.
Mar. 30	NOTRE DAME *	ACCNE	4 p.m.
Mar. 31	NOTRE DAME *	ACCNE	1 p.m.
Apr. 2	at Auburn	SEC+	7 p.m.
Apr. 5	NORTH CAROLINA *	ACCNE	6 p.m.
Apr. 6	NORTH CAROLINA *	ACCNE	4 p.m.
Apr. 7	NORTH CAROLINA *	ACCNE	1 p.m.
Apr. 9	at Georgia	SECN	7 p.m.
Apr. 12	at Boston College *	ACCNE	6 p.m.
Apr. 13	at Boston College *	ACCNE	2 p.m.
Apr. 14	at Boston College *	ACCNE	1 p.m.
Apr. 16	AUBURN	ACCNE	6 p.m.
Apr. 18	at Virginia Tech *	ACCNE	6 p.m.
Apr. 19	at Virginia Tech *	ACCNE	6 p.m.
Apr. 20	at Virginia Tech *	ACCNE	1 p.m.
Apr. 23	vs. Georgia (SunTrust Park)		7 p.m.
Apr. 26	CLEMSON *	ACCNE	7 p.m.
Apr. 27	CLEMSON *	ACCNE	4 p.m.
Apr. 28	CLEMSON *	ACCNE	1 p.m.
May 3	WESTERN CAROLINA	ACCNE	6 p.m.
May 4	WESTERN CAROLINA	ACCNE	4 p.m.
May 5	WESTERN CAROLINA	ACCNE	1 p.m.
May 10	at Duke *	ACCNE	6 p.m.
May 11	at Duke *	ACCNE	4 p.m.
May 12	at Duke *	ACCNE	1 p.m.
May 14	MERCER	ACCNE	6 p.m.
May 16	PITTSBURGH *	ACCNE	7 p.m.
May 17	PITTSBURGH *	ACCNE	6 p.m.
May 18	PITTSBURGH *	ACCNE	1 p.m.
May 21-26	2019 ACC Championships (Durham, N.C.)		TBA

GAMES 14-16: MARCH 8-10 at MIAMI | MIAMI, FLA.



MIAMI (FL.) HURRICANES

Record	10-2
Ranking	NR
Last Season	28-26
Head Coach	Gino DiMare
Career Record	10-2 (1st season)
Record at UM	Same



GEORGIA TECH YELLOW JACKETS

Record	9-4
Ranking	NR
Last Season	31-27
Head Coach	Danny Hall
Career Record	1,236-651-1 (32nd season)
Record at GT	1,028-531-1 (26th season)

MATCHUP AT A GLANCE

UM	OFFENSE	GT	UM	PITCHING/DEFENSE	GT
.329	Batting Avg.	.264	2.72	ERA	3.20
.526	Slugging Pct.	.407	106.0	Innings Pitched	121.0
.426	On-Base Pct.	.365	0	Complete Games	0
28	Doubles	17	4	Saves	1
2	Triples	3	2.22	K/BB Ratio	3.86
17	Home Runs	14	.224	Opponent's Avg.	.239
63	Walks	62	17	Errors	14
19-of-22	Stolen Bases-Attempts	14-of-14	4	Double Plays	8

All-time Series: UM leads 61-40-2 | Last 10 Meetings: UM leads 6-4

In Atlanta, Ga.: UM leads 23-20 | In Miami, Fla.: UM leads 14-33-2 | Neutral: GT leads 6-5

PROBABLE PITCHERS

FRI: GT RHP Xzavion Curry (Jr., 2-0, 1.80 ERA) vs. UM RHP Evan McKendry (Jr., 3-0, 1.89 ERA)

SAT: GT LHP Connor Thomas (Jr., 1-1, 3.79 ERA) vs. UM RHP Chris McMahon (So., 1-0, 1.53 ERA)

SUN: GT LHP Brant Hurter (So. 0-1, 0.69 ERA) vs. UM RHP Brian Van Belle (R-Jr., 2-1, 1.06 ERA)

GAME COVERAGE

Date	TV/Stream	Play-by-Play	Analyst	Radio	Play-by-Play
Mar. 8	ACC Network Extra	AJ Ricketts	Wicho Hernandez	WREK 91.1 FM	Wiley Ballard
Mar. 9	ACC Network Extra	Kevin Rogers	Javi Salas	WREK 91.1 FM	Wiley Ballard
Mar. 10	ACC Network Extra	Alex Schwartz	Wicho Hernandez	WREK 91.1 FM	Wiley Ballard

Live Stats - buzz.gt/BSB-Stats19 Twitter - @GTBaseball | #TogetherWeSwarm

TOP STORYLINES

- Georgia Tech baseball begins its ACC season on the road in 2019 when it travels to take on Miami (Fla.) in Florida on March 8-10.
- The Yellow Jackets are 6-1 in their last seven games and are looking to keep stay red hot after playing seven games in seven days.
- The Georgia Tech-Miami matchup has become a more intense rivalry over the last few years, with two games in the last two years going to extra-innings and Tech winning four of the last six after UM had gone 7-1.
- Two weeks in the making, Tech's bats have finally come alive in the last week as they've launched at least 10 hits in five-straight games.
- Leading the hitters has been a monster week by **Kyle McCann**, who slugged .947 for eight hits, three homers (one grand slam) and earned ACC Player of the Week and Collegiate Baseball National Player of the Week honors.
- He then followed that performance up with three home runs in two games against Kennesaw State to move into first in the ACC for homers and second in the country.
- DH **Michael Guldberg** continues to be atop the team leaderboard, batting .429 with a .475 on-base percentage. Guldberg is one of just two players in the country yet to strike out and the lone ACC player.
- Center fielder **Nick Wilhite** has also caught fire of late, hitting .407 over the last seven games for 11 hits and four RBI. He sported a .444 slugging and .429 on-base percentage.
- On the mound, Tech still shows signs of dominance. **Xzavion Curry** threw 5.0 shutout innings on in Game 1 vs. Northwestern while **Connor Thomas** gave up just two in 7.
- The real shining moment was when **Brant Hurter** fanned 13 batters over 7.0 shutout innings, despite finishing with a no decision.

2019 QUICK FACTS

GENERAL INFORMATION

School	Georgia Institute of Technology (Georgia Tech)
Location	Atlanta, Ga. 30332
Enrollment	25,000
Founded	1885
Nickname	Yellow Jackets, Ramblin' Wreck
Mascot	"Buzz" the Yellow Jacket
Official Colors	Tech Gold and White
Conference	Atlantic Coast Conference (ACC)
President	Dr. G.P. "Bud" Peterson
Faculty Athletic Representative	Charles L. Isbell, Jr.
Director of Athletics	Todd Stansbury
Website	www.RamblinWreck.com

BASEBALL STAFF (up to date records)

Head Coach	Danny Hall
Alma Mater, Year	Miami-Ohio, 1977
Overall Record	1,232-652-1 (.654), 32nd year
Record at GT	1,024-535-1 (.657), 26th year
Office Phone	(404) 894-5471
Assistant Coach / Recruiting	Jason Howell (7th year)
Alma Mater, Year	North Carolina, 2002
Assistant Coach	James Ramsey (1st year)
Alma Mater, Year	Florida State, 2012
Volunteer Coach	Dan Jaffe (1st year)
Alma Mater, Year	Pacific, 2014
Director of Baseball Operations	Nick Scherer
Director of Player Personnel	Rick Hubbard
Strength and Conditioning	Steve Tamborra
Athletic Trainer	Paul Wolkoff
Equipment Manager	David McDaniel

HISTORICAL INFORMATION (up to date records)

Record Since 1895	2,459-1,581-27 (.609)
Record at Russ Chandler Stadium (1985-present)	916-287-1 (.762)
ACC Regular Season Record (1980-present)	521-385-2 (.575)
ACC Regular Season Championships	7 1987, 1993, 1997, 2000, 2004, 2005, 2011
ACC Tournament Appearances	38
ACC Tournament Record	78-61 (.561)
ACC Tournament Championships	9 1985, 1986, 1987, 1988, 2000, 2003, 2005, 2012, 2014
NCAA Tournament Appearances	31 1959, 1971, 1985, 1986, 1987, 1988, 1989, 1990, 1991, 1992, 1993, 1994, 1995, 1996, 1997, 1998, 2000, 2001, 2002, 2003, 2004, 2005, 2006, 2008, 2009, 2010, 2011, 2012, 2013, 2014, 2016
NCAA Tournament Record	71-63 (.530)
NCAA Super Regional Appearances	5 2000, 2002, 2004, 2005, 2006
College World Series Appearances	3 1994 (2nd), 2002 (T-5th), 2006 (T-7th)
College World Series Record	4-5 (.444)

STADIUM INFORMATION

Name	Russ Chandler Stadium
Year Opened	1985
Year Renovated	2001
Capacity	4,157
Dimensions	329-382-390-350-334
Fence Height	10 feet
Press Box Number	(404) 894-3167
Address	Fowler Street & Fifth Street, Atlanta, Ga. 30332

2019 TEAM INFORMATION

Lettermen (R/L)	22/11
Starting Position Players (R/L)	7/3
Starting Pitchers (R/L)	4/1
Newcomers	13

2018 YEAR IN REVIEW

Overall Record	27-28
ACC Record	11-19
ACC Finish	5th, Coastal
ACC Tournament	0-2
Final Ranking	None

• During the previous midweeks, Tech showed their depth by throwing both **Cort Roedig** and **Amos Willingham** for starts in the Tuesday-Wednesday.

• Roedig in his first two starts has allowed just six hits and one earned run for a 0.96 ERA. He's also struck out eight batters and walked two in 9.1 IP to keep his opponent's batting average to .188.

• Willingham has also shined in his first two starts, going 11.0 innings and allowing just eight hits and one run. With an 0.82 ERA, he's fanned eight total and kept his opponent's average at .195.

• First baseman and RHP **Tristin English** will look to carry forward his momentum from being a Cape Cod All-Star last summer. The redshirt-junior is a two-time 2019 preseason all-American entering this weekend, as he's expected to be one of the country's top two-way players.

• Preseason expectations have been at an all-time high as the Yellow Jackets have built themselves into one of the oldest teams in the country, returning seven of nine starters and losing zero starting pitchers from a season ago.

• However, the Jackets will have to contend with the loss of Joey Bart and Wade Bailey to the MLB Draft, but **Kyle McCann** and **Luke Waddell** have looked primed and ready to take over at catcher and second base, respectively.

• Waddell missed four-straight games with a knee injury but returned for the Northwestern series. In his five games back, he's batting .333 with five hits, two doubles and five RBI.

STRENGTH-OF-SCHEDULE

• Head coach **Danny Hall** has talked frequently about how the 2019 slate for Georgia Tech is the hardest its ever scheduled.

• Georgia Tech currently sports the highest strength of schedule in the ACC, ranked eighth-toughest overall. The next highest conference team is Clemson at 15 before a steep drop off to North Carolina (43) and Duke (47).

• The Yellow Jackets welcome five top-25 teams to Russ Chandler Stadium this spring, including No. 3 UCLA, No. 6 North Carolina, No. 9 Georgia (*D1Baseball*), No. 17 Clemson and No. 22 Auburn (NCBWA).

• Tech also has to go on the road to play Louisville, who ranks as high as No. 4 in the country.

CARDIAC JACKETS

• Georgia Tech baseball have been in for exciting baseball to start 2019, including two extra-inning slugfests.

• Tech has walked off two opponents to start the season, downing West Virginia in the 11th inning on a bases-loaded walkoff single by **Nick Wilhite** and defeating then-No. 3 UCLA on a walk-off home run by **Kyle McCann**.

• Only three team has more walk-off wins than Georgia Tech to start 2019.

MOST WALK-OFF WINS IN 2019 -- DIVISION I

Wins	Team
1. 3	Tulane
3	Sam Houston State
3	North Carolina
2. 2	Georgia Tech
2	Alabama State
2	Houston
2	Morehead State
2	NJIT
2	Penn State
2	South Carolina
2	Southern California
2	Western Kentucky

* Research courtesy of College Baseball Analytics

NEW FACES ON STAFF

• Georgia Tech baseball fans will notice new faces coaching the base-runners at first and third this season.

• The Yellow Jackets added two new coaches to its staff this offseason in **James Ramsey** and **Dan Jaffe**.

• Ramsey, a former first-round MLB Draft pick, All-American and ACC Player of the Year at Florida State, will handle coaching duties for the outfield and hitters.

• Jaffe, the new volunteer assistant coach who worked extensively with the country's top catchers in Cape Cod, will work with Tech's catching corps.

PITCHING DEPTH

• Not losing a single starter from its bullpen this offseason, Georgia Tech returns one of the top bullpens in the nation this season with **Xzavion Curry**, **Connor Thomas** and **Brant Hurter** -- all three projected high draft picks this summer.

• In addition to **Tristin English**, the Jackets have also added the top left-handed hurler in the state of Georgia in **Luke Bartnicki** this offseason. Bartnicki was selected in the MLB Draft after high school, but opted to remain committed to Georgia Tech.

• Bartnicki entered the West Virginia game last week with runners on second and third and two outs in the top of the 11th and struck the batter out to end the inning and give Tech the ability to walk it off in the bottom half.

• Tech has also added JUCO transfer junior **Amos Willingham**. Willingham adds instant experience in a tall 6-4 frame after spending two years at Sneed St. Community College.

• Add in freshman Cort Roedig, and what Tech has developed, in addition to arm support, is deep midweek artillery.

• The pitching in the last seven games have allowed just 19 runs and 51 hits, while striking out 70 batters and holding opponents to a .218 average.

HOME SWEET HOME

• The Yellow Jackets also enjoy a distinct home-field advantage, finishing last season 25-10 overall and 11-4 in the ACC at Russ Chandler Stadium.

• Tech recorded 45 home runs at home in 2018 and outscored its opponents 237-160 overall.

• En route to leading the ACC through the regular season last year in hitting, Tech's offense hit .323 at home last year, while the pitching staff held its foes to a .258 average and struck out 322 batters compared to just 101 walks over 317.0 innings of work at home.

• To start this season, the Yellow Jackets are 8-4 at home, despite hosting then-No. 3 UCLA, Northwestern and West Virginia.

ROAD STRUGGLES

• However, Georgia Tech will have to bounce back from a 2018 season that had them struggle on the road.

• The Yellow Jackets finished 6-17 last season away from Russ Chandler Stadium, including 0-3 in neutral-site games.

• In true road games last season, Tech hit just .255, reaching base 34.8 percent. They averaged 9.2 hits/game, 1.1 homers and struck out 9.5 times compared to .323 hitting and .405 on-base percentage, and 11.3 hits/gm, 1.3 homers and only 7.6 strikeouts.

LAST TIME OUT

- Georgia Tech is coming off a big week in which it went 6-1 over a seven-day span.
 - Tech got terrific starts from its midweek rotation of **Amos Willingham** and **Cort Roedig** en route to two convincing victories over in-state foe Kennesaw State.
 - Willingham started on the road against KSU, finishing with a line of 5.0 IP, 5 H, 1 R, 1 BB, 3 K, while Roedig got the call at home, fanning season-high seven batters in 5.1 IP, allowing just three hits and no runs.
 - Two weeks in the making, Tech's offense has finally come back around. Over the past seven games, **Michael Guldberg** leads the team with a .500 average and 11 hits, while **Nick Wilhite** has also put together a solid .407 average in the last week.
 - The story of March offensively, however, has been junior catcher **Kyle McCann**. In the first six days of the month, McCann has 12 hits, 11 runs, six home runs, a grand slam and 17 RBI. He's hitting .462, slugging a gaudy 1.192 and has an on-base percentage of .563.
 - The Yellow Jackets also used quality starts from its pitchers and hot bats to downed Northwestern in Games 1 and 2 by a combined score of 21-3.
 - Xzavion Curry** tossed five shutout innings, while fanning seven, to get the win in game one, while **Connor Thomas** allowed just two runs in seven innings, striking out six to get the win in game two.
 - Despite receiving a no-decision, the starter who shined on the weekend was sophomore LHP **Brant Hurter**, who fanned a career-high 13 batters in 7.0 shutout innings, issuing no walks.
- NOTING MIAMI (FL.)**
- Miami (Fla.) is off to a hot start to begin the 2019 regular season and finished the pre-conference portion of the schedule with a 10-2 record.
 - The Hurricanes began the season winning five straight, including a three-game sweep over Rutgers that was rarely close.
 - By far its toughest opponent this season has been then-No. 4 Florida in Gainesville.
 - Miami battled to upstage the in-state rival in the opening Friday night game, 5-2, but fell 9-3 and 4-1 in the ensuing games to lose the series.
 - The Canes are led offensively by Raymond Gil, whose batting an outstanding .447 for 17 hits, two doubles, four homers and eight RBI.
 - Behind him, Miami has an impressive seven players batting above .300 with three above .380 -- Luis Tuero (.393), Freddy Zamora (.391) and Willy Escala (.385).
 - Miami also features the now-No. 2 home run leader in the ACC in Alex Toral (seven). Toral and GT's **Kyle McCann** have been going back and forth this season for the title.
 - On the mound will be the usual crew. Chris McMahon (1.53) and Evan McKendry (1.89) both have worked to sub-2.00 ERAs while Sunday starter Brian Van Belle has a 1.06.
 - McKendry leads all with 25 K's, while Van Belle has allowed just two earned runs in 17.0 IP.

OFFENSE

- Georgia Tech baseball started the season with cold bats but may have de-iced the metal, beginning with five-straight games with 10 or more hits.
 - In the last seven games, the Jackets have exploded for 58 runs, 80 hits, eight home runs, and are slugging .465 with an on-base percentage of .411.
 - Shining early has been designated hitter, **Michael Guldberg**. He batted .500 last week and is hitting .429 on the season with a .475 on-base percentage.
 - Guldberg is one of just two players in the country to yet to strike out, joining NJIT's Julio Marcano, who's taken 14 less at-bats.
 - The firepower of the lineup has come from **Kyle McCann**, who currently leads the ACC and is second in the country in home runs after blasting three in the midweek for nine overall.
 - En route to ACC Player of the Week and Collegiate Baseball National Player of the Week honors, McCann slugged .947 in five games for eight hits, three homers, a double and 10 RBI.
 - Tech is coming of another stellar offensive season in which it led the Atlantic Coast Conference in hitting (.296) and hits (585) for the regular season.
 - En route to leading the ACC, the Yellow Jackets touted the top-3 best hitters in the ACC in Joey Bart (.359), Wade Bailey (.339) and Murray (.343).
 - Tech will have to replace Bart and Bailey after losing them to the MLB Draft, but return three other .300 hitters from a season ago.
 - In addition to Murray, **Oscar Serratos** (.311) and McCann (.300) both hit above the mark last season.
- TRISTIN ENGLISH**
- Also returning is two-time 2019 preseason all-American **Tristin English**.
 - Despite having struggled early with a .167 average through eight games, thanks largely to an 0-for-12 Week 2, his bat seems to be waking up.
 - In the last seven games, he's hit .292, seven hits, a double, triple and home run for three RBI. He's also scored seven times.
 - English is currently ranked nationally in an odd offensive categories -- hit by pitches. He currently ranks tied for seventh in the country with seven HBP this season. Only six players have been hit more.
 - English is, however, still expected to be a big bat in the lineup after leading the team with 60 RBI in 2018 and also hitting .279 for 63 hits and 13 doubles, went on to be a Cape Cod All-Star this past summer.
 - His 60 runs driven in ranked tied for sixth in the ACC, thanks largely to logging two RBI or more in 16 games last season.
 - English's best was last season was six RBIs in the win over Virginia Tech on March 16.
 - Last year, English was named a mid-season first-team all-American by *Perfect Game*/Rawlings and a mid-season all-American by D1Baseball.

JACKETS IN THE POLLS

WEEK	BA	CB	USA	NCBWA	D1	PG
Preseason	-	17	-	31	-	-
Feb. 18	-	19	-	RV	-	-
Feb. 25	-	-	-	-	-	-
Mar. 4	-	-	-	-	-	-
Mar. 11						
Mar. 18						
Mar. 25						
Apr. 1						
Apr. 8						
Apr. 15						
Apr. 22						
Apr. 29						
May 6						
May 13						
May 20						
May 27						
June 2						
June 10						

BA = Baseball America, CB = Collegiate Baseball, USA = USA Today,

NCBWA = NCBWA, D1 = D1Baseball.com, PG = Perfect Game

N/A = poll not out before release of notes

rv = receiving votes

2019 ACC STANDINGS

COASTAL DIVISION	ACC	OVERALL
North Carolina	0-0	11-1
Miami	0-0	10-2
Virginia Tech	0-0	8-3
Duke	0-0	9-4
GEORGIA TECH	0-0	9-4
Pitt	0-0	6-4
Virginia	0-0	7-5
ATLANTIC DIVISION	ACC	OVERALL
NC State	0-0	12-0
Florida State	0-0	11-0
Clemson	0-0	9-3
Louisville	0-0	9-3
Boston College	0-0	7-4
Wake Forest	0-0	8-6
Notre Dame	0-0	4-7

OFFENSE

• During the annual intrasquad White vs. Gold scrimmage, English showed his return to power as well, hitting three home runs on consecutive at-bats and not one of them was even close.

• While in the Cape Cod league this summer, he batted .300 overall, driving home 19 RBI and blasting five home runs. On the mound, English tossed nearly 70 combined innings – his first summer pitching action since undergoing successful Tommy John surgery in January 2017.

KYLE MCCANN

• While the loss of Joey Bart from the order and behind the dish may have some worried, GT skipper Danny Hall has been adamant in his confidence in catcher **Kyle McCann** on both fronts.

• McCann has stepped up in big ways to start this season and it's helped the team to wins and has showed in the stat sheet.

• Last week, en route to ACC Player of the Week and Collegiate Baseball National Player of the Week honors, McCann slugged .947 in five games for eight hits, three homers, a double and 10 RBI.

• He then followed that performance up by blasting three home runs in two midweek games to catapult himself into first in the ACC and second in the country with nine homers.

• In just the last seven games, McCann is slugging a gawdy 1.192 and batting .462. He's had 12 hits, one double, six home runs, 17 RBI and 11 runs. In 26 at-bats over the last week, he's reached base 56.3 percent of the time.

• Overall, he's got a team-high 19 hits in 49 at-bats for a .388 average. His 11 extra-base hits are by far the top of the team's leaderboard as he's raking a .980 slugging and .500 on-base percentage.

• Just a year ago, McCann was second in home runs only to Bart, as the sophomore, finishing with 15 to Bart's 16 as he tied for eighth in the ACC. The power hitter's .600 slugging percentage ranked him fifth in the conference, while his 45 RBI was good for second on the team.

• McCann also hit three grand slams last season, which tied for the most among NCAA DI players in the 2018 regular season.

• McCann already has one grand slam through 13 games.

• McCann's four career grand slams are the most among active Jackets, as Tristin English currently has one for his career.

• He fell just shy of the school-record four grand slams in a single season, as two players, Tyler Green (2005) and Brad Feltes (2008), remained on top the annals.

• McCann is just 13 RBI shy of 100 for his career in just two years at the plate.

• Based on weighted runs created+, McCann ranks third among returning catchers in Division I with 164, behind only Oregon State's Adley Rutschman (196) and Jacksonville State's Nic Gaddis (166).
- *Weighted Runs Created (wRC) attempts to quantify a player's total offensive value and measure it by runs. + then compares it with league average after considering park effects.*

• McCann crossed the 100-hit milestone on March 6 against Kennesaw State.

CHASE MURRAY

• Junior **Chase Murray** exploded last year after finally being healthy.

• He started 2019 by blasting a two-run RBI tank to right center against UIC, the second home run of the inning and the first of back-to-back.

• Since then, he's fallen somewhat back to Earth with a .211 average through 13 games, having 12 hits.

• He's currently tied for second on the team with 10 runs.

• During the 6-1 stretch over the last seven games, Murray has hit .233 for seven hits, one double and eight runs.

• The standout outfielder finished 2018 ranked second on the team and fifth in the ACC in hitting with a .343 average.

• He also finished ranked tied for sixth in the league for sacrifice flies, having an unheralded skill for driving home runs in key situations.

• His six sac flies last season gave him 11 for his career, bringing him into the top 10 for most in program history since 1998.

MOST SACRIFICE FLIES, SINCE 1998

SF's	Player (Years)
1. 21	Matt Gonzalez (2013-16)
21	Jason Basil (1998-2001)
2. 17	Tony Plagman (2007-10)
17	Mott Hyde (2011-14)
4. 15	Luke Murton (2006-09)
15	Matt Skole (2009-11)
6. 13	Matt Wieters (2005-07)
13	Steven Blackwood (2003-06)
8. 12	Whit Robbins (2004-06)
12	Jeremy Slayden (2002-05)
10. 11	Chase Murray (2017-Present)

• Murray also knocked home 39 RBI and finished with 72 hits last season to rank third on the team in both.

• Murray accomplished all this despite missing four games in April 2018 with an upper-body injury.

• Murray is also looking to hit 100 career RBI this season, currently sitting at 66.

INFELDERS

• Georgia Tech baseball will get the remaining hitting from the infielders in third baseman **Oscar Serratos**, second baseman **Luke Waddell** and shortstop **Austin Wilhite**.

• After struggling some at the plate early, Serratos has gotten back into stride, currently hitting .269 for 13 hits, two home runs and seven RBI.

• Last week alone, Serratos finished with nine hits, a triple and a homer to bat .450. He also scored eight times himself.

• Serratos survived his first season of collegiate baseball on The Flats admirably, putting together large chunks of quality at-bats at the plate last season.

• On the year overall, Serratos finished .311 -- fourth on the team -- with 37 hits, 14 RBI and eight extra-base hits, despite having only 119 at-bats.

• Playing third was also an adjustment for the young Serratos, who had spent large amounts of his career at shortstop. After a year and an offseason at the position, however, the sophomore looks primed and ready to take over the position full time.

• Where Serratos especially shined last season was in ACC play. Once he found his footing, the frosh third baseman turned into an offensive juggernaut at the plate, leading the team in hitting at a hefty .367 clip.

• In 60 at-bats during conference play, Serratos turned in 22 hits, five extra-base hits and eight RBI to reach a .433 on-base percentage. He also stole four bases during the 22-game stretch.

• One of Georgia Tech's biggest losses was veteran senior Wade Bailey who ranked among the top of several hitting categories in program history, while also being a stalwart second baseman. That void will now be filled by Waddell.

• Waddell has settled fully into second base this offseason and performed extremely well in the fall scrimmages against South Carolina and Chatt Valley Community College.

• To start the regular season, however, Waddell's bat has been cold as he's gone 1-for-13 from the plate.

• Waddell seemed to make a breakthrough with a solo home run against third-ranked UCLA on Feb. 22 before sustaining an untimely knee injury. After missing four games, he returned without missing a beat.

• In the five games since returning, Waddell has hit .333 for five hits, two doubles and five RBI. He's also scored four times.

• Last year, Waddell was sixth on the team in hitting at .283, getting 34 hits in just 120 at-bats.

• Waddell has teamed up to form the Yellow Jackets' middle infielders with **Austin Wilhite**.

• A. Wilhite is currently fourth on the team in hitting at .289. He's recorded 13 hits, three for extra bases and eight RBI.

• Last season, A. Wilhite hit .249 to be a reliable bat in the lineup for most of the season. One of just six Jackets to reach double-digit doubles on the season, A. Wilhite also tallied 30 RBI on the year.

• Defensively, A. Wilhite let the team with 151 assists, fielding at a .951 clip. He finished second on the team -- to Bailey -- with 29 double plays turned in 2018.

PITCHING

• Through the early goings, the Yellow Jacket's pitching has lived up to the early preseason hype of having highly regarded prospects and the depth the back them up on the mound.

• Tech currently features four pitchers with at least 10.0 innings of work with a sub-3.00 ERA.

• The staff currently ranks second in the ACC and eighth in the country with a 3.86 strikeout-to-walk ratio.

• Tech also leads the ACC in walks per nine innings (2.60), ranking 10th in the country.

• Last season, Georgia Tech began putting the pitching pieces in place last season when its 1-2 punch of **Xzavion Curry** and **Connor Thomas** led the staff toward the top of the charts.

• Georgia Tech pitching led the ACC in walks per nine innings (3.13) and ranked 24th nationally.

• Georgia Tech pitching also led the ACC in strikeout-to-walk ratio (2.82) to rank 12th in the country.

• Tech also ranked third in the ACC in shutouts, turning in five clean sheets on the year.

• The five shutout victories were the most for GT in a season since the Jackets tallied six in 2014.

• Thomas (106 strikeouts) and Curry (101 K's) became the first Yellow Jacket tandem to strike out 100 batters each in the same season since 2011 when Jed Bradley and Buck Farmer fanned 106 apiece.

• It's only the third time under head coach Danny Hall that a duo has accomplished the feat. No duo has done it together back-to-back years.

TWO PLAYERS WITH 100 STRIKEOUTS, SAME SEASON -- PROGRAM HISTORY

K's	Player	Years
1. 106	Connor Thomas	2018
101	Xzavion Curry	2018
2. 106	Jed Bradley	2011
106	Buck Farmer	2011
3. 184	Brad Rigby	1994
124	Al Gogolin	1994

• The pair separately will also look to become the first Georgia Tech pitchers to punch out 100 batters in back-to-back seasons since Farmer accomplished the feat in 2012 (115) and 2013 (122).

• The pair started off 2019 on track, as Thomas (21) and Curry (20) rank second and third on the team, respectively.

• The Yellow Jackets accomplished much of their pitching success despite being the youngest staff among Power 5 conference.

• Tech started a freshmen or sophomore in 45 of its 58 games thus far this season in Curry (15), Thomas (15), **Brant Hurter** (11), **Hugh Chapman** (3) and **Will Shirah** (1). The other 13 starts have come by **Tristin English** (9), **Jake Lee** (2), **Jonathan Hughes** (1) and **Keyton Gibson** (1).

MOST PITCHING STARTS BY UNDERCLASSMEN IN 2018, BY PERCENTAGE -- POWER 5 CONFERENCES

Percentage	Team	Conference
1. 92%	Georgia Tech	ACC
92%	Northwestern	Big Ten
3. 86%	Baylor	Big 12
4. 76%	Michigan	Big Ten

*research courtesy of College Baseball Analytics

• The Yellow Jackets posted back-to-back shutout wins over Arkansas-Pine Bluff (Feb. 27) and UIC (Mar. 2) for the first time since shutting out Duke in two-straight games back on March 31, 2012.

• Both Thomas (No. 1) and Curry (No. 10) ranked among *D1Baseball's* most draft eligible pitchers to start 2019.

XZAVION CURRY

• After a sterling sophomore campaign, **Xzavion Curry** has once again showed his prowess on the mound, pithing to a 2-0 record and 1.80 ERA in 15.0 innings of work.

• Through 10, he's allowed 12 hits, three earned runs and just five free passes while fanning 20.

• Curry's last outing was five shutout innings against Northwestern where he allowed just two hits and two walks, while striking out seven. Curry retired the final 10 batters of his appearance to get the win.

• Opening Day has become Zay Day over the last two years, as Curry has taken the mound for the Jackets on this occasion in both 2017 and 2018. Curry was victorious in both, taking a 5-3 win over BYU in 2017 and then earning a 3-2 win vs. Minnesota this year.

• Curry is the first Yellow Jacket in the modern era (1973-present) to win three-straight Opening Days starts and only the second Tech pitcher to start three-straight Opening Days since 1973 - Chris Wilson (1995-97).

• Curry's third-straight Opening Day victory on Feb. 22 vs. UIC consisted of 5.0 innings, five hits, two runs and nine strikeouts to the tune of a 3.60 ERA.

• As a starter last year, the then-sophomore finished with a team-high eight wins to the tune of a 8-4 record, finishing tied for third in the ACC.

• Curry posted a 4.18 ERA over 92.2 innings of work last season, allowing just 43 earned runs, while striking out 101 and walking just 23.

• He also pitched a complete game on April 27 to join teammate **Connor Thomas** in becoming the first Jackets to record back-to-back complete games since 2011 when Matt Lorenzo and Steve Kelly threw two-straight CG's on Feb. 28 and March 2.

• Then-sophomore Curry was 8-4 last season, which was a team-high in wins.

• Curry posted a 4.18 ERA over 92.2 innings pitched this season, and has allowed just 43 earned runs on 79 hits while striking out 101 batters and walking just 23.

• Curry was also among the ACC's best in striking out batters looking, ranking tied for fifth in the league with 32 hitters left looking.

• With his 32 looking strikeouts last season and six in 2019, Curry now has 69 for his career to move alone into fourth in program history since 2002.

MOST STRIKEOUTS LOOKING, CAREER -- SINCE 2002

CG's	Player	Years
1. 113	Deck McGuire	2008-10
2. 85	Buck Farmer	2010-13
74	Jed Bradley	2009-11
4. 69	Xzavion Curry	2017-Present
5. 66	Brandon Cumpton	2008-10
6. 64	Cole Pitts	2012-16
7. 62	Dusty Isaacs	2011-14
8. 60	Brian Burks	2002-04
9. 59	Brad Rulon	2005-08
10. 58	Mark Pope	2009-11

• Curry's best game carving up a lineup last season was his March 30 contest versus Miami where he struck out a career-high 12 batters.

• With his 12 punch outs, Curry became just the third pitcher since 2000 to strike out 12 batters or more in an ACC game, joining Jason Neighborgall (12 at Duke on March 4, 2005) and Cory Vance (14 vs. No. 2 UNC on March 17, 2000).

• After a 288-game streak without a pitcher recording double-digit strikeouts for Tech, the Yellow Jackets had a pitcher post 10 strikeouts or more four times over a seven game stretch last year (Curry - 11 at NC State (3/23), Hurter - 10 vs. Georgia Southern (3/27), Curry - 12 vs. Miami (3/30) and Thomas - 10 vs. Miami (3/3) and seven overall.

• He then followed that performance up with his complete-game shutout victory against Wake Forest on April 27.

• Curry's complete-game shutout was the first by a Tech starting pitcher since Josh Heddingger went the distance for a two-hit shutout of the nation's No. 2 overall seed Vanderbilt, 5-0, in the 2013 Nashville Regional.

• Curry was only the ninth Tech pitcher since 2002 to record a shutout. Only Kyle Bakker (2) and Mark Pope (4) have had multiple shutouts in the last 17 years.

CONNOR THOMAS

• The second-half of the Yellow Jackets' "Shake and Bake" starter combo was sophomore Connor Thomas who, now as a junior, seems to have not missed a beat.

• In his Saturday evening start versus 2018 Big 12 semifinalist West Virginia, Thomas went 7.0 innings -- tied for the longest in the ACC last weekend -- and fanned 10 hitters, allowing no earned runs, two walks and just five hits.

• Despite being robbed of a decision victory by untimely errors, Thomas would finish Opening Weekend with the best ACC line for any pitcher versus a Power 5 opponent.

• Unfortunately, Thomas drew a tough-luck outing against No. 3 UCLA on Feb. 23, giving up six earned runs and nine hits in five innings.

• Thomas bounced back, however, and allowed just two runs in 7.0 innings to get the win over Northwestern on Saturday.

PITCHING

• Last season, Thomas led Georgia Tech with a 3.34 ERA and an impressive 106 strikeouts. He allowed just 36 earned runs in 97.0 innings of work, holding opponents to a .241 average.

• By far the most impressive stat in Thomas' sophomore campaign was his strikeout-to-walk ratio that ranked among the best in the nation.

• Fanning 106 hitters and walking just 10, Thomas finished with a 10.6 ratio.

• Ranking third in the country last season, Thomas is one of only two pitchers in all of Division I with a double-digit ratio to return from 2018.

TOP STRIKEOUT-TO-WALK RATIOS RETURNERS FROM 2018 -- DIVISION I

K/BB	Player (Innings Pitched)	Program
1. 16.8	Tim Brennan (88 IP)	St. Joseph's
2. 10.6	Connor Thomas (97 IP)	Georgia Tech
3. 6.8	Jordan Silverman (61 IP)	Rider
4. 6.2	David Leal (87 IP)	Louisiana Tech
6.2	Zach Greene (57 IP)	South Alabama
6. 5.8	Samuel Strickland (81 IP)	Samford
7. 5.6	Ken Waldichuk (92 IP)	St. Mary's (Calif.)

• With Thomas' ability to hammer the zone and force hitters to either take the strike or swing, he's currently on pace to break the Georgia Tech record for fewest walks allowed per nine innings.

• For his two-year career, Thomas currently sports a 1.59 walks/9 inning mark.

FEWEST WALKS ALLOWED/9 INNINGS (MIN. 100 IP) -- GT HISTORY

Walks/9 inn.	Player (Innings Pitched)	Years
1. 1.71	Connor Thomas (126.1 IP)	2017-Present
2. 1.92	Chris Goodman (168.1 IP)	2002-03
3. 2.17	Mark Pope (219.1 IP)	2009-11
4. 2.27	Kyle Bakker (273.0 IP)	2001-03
5. 2.33	Brian Burks (289.1 IP)	2001-04
6. 2.43	Kris Wilson (328.2 IP)	1995-97
7. 2.44	Bill Pridgen (136.1 IP)	1971-72
8. 2.58	Eddie Burns (153.1 IP)	2005-08
9. 2.64	Brandon Gold (191.0 IP)	2014-16
10. 2.71	Chris Myers (146.1 IP)	1991-94

• Thomas threw 106 strikeouts last season to give him 111 for his career and put him on pace to crack the 200-K threshold this season.

• Thomas' team-high 106 K's ranked him tied for fifth in the ACC.

• Thomas and teammate Xzavion Curry (101 K's) became the first Yellow Jacket tandem to strike out 100 batters each in the same season since 2011 when Jed Bradley and Buck Farmer fanned 106 apiece.

• It's only the third time under head coach Danny Hall that a duo has accomplished the feat. No duo has done it together back-to-back years.

• The pair separately will also look to become the first Georgia Tech pitchers to punch out 100 batters in back-to-back seasons since Farmer accomplished the feat in 2012 (115) and 2013 (122).

• For his career, Thomas has worked to another impressive ratio in his strikeouts per nine innings.

• Thomas is only the ninth pitcher in the Danny Hall era to post a strikeout/9 inning ratio on the program history's top-15.

• Thomas' currently sits 15th all-time at a 9.31 ratio.

MOST STRIKEOUTS/9 INNINGS (MIN. 100 IP) -- GT HISTORY

K's/9 inn.	Player (Innings Pitched)	Years
1. 12.59	Jim Poole (188.0 IP)	1985-88
2. 11.50	Ed LaFitte (189.1 IP)	1906-07
3. 10.92	Scott Prather (162.1 IP)	1996-98
4. 10.53	Brad Rigby (339.1 IP)	1992-94
5. 10.43	Jed Bradley (234.0 IP)	2009-11
6. 10.25	Jason Neighborgall (101.0 IP)	2003-05
7. 9.90	Bud Blemker (233.2 IP)	1957-59
8. 9.82	Brad Rulon (146.2 IP)	2005-08
9. 9.79	Chuck Crowder (346.2 IP)	1997-99
10. 9.75	Cory Vance (302.2 IP)	1998-00
11. 9.72	Brett Binkley (176.0 IP)	1991-93
12. 9.46	Deck McGuire (291.0 IP)	2008-10
13. 9.40	Connor Thomas (114.1 IP)	2017-Present
14. 9.37	Jared Hyatt (144.0 IP)	2004-07
9.37	Marc Pisciotto (264.0 IP)	1989-91

Italics denotes players in the Danny Hall era (1994-present)

• Thomas also proved to be able to go the distance on numerous occasions, leading the ACC with three complete games in 2018.

• In one season, Thomas claimed the Georgia Tech annals for most complete game. Since 1994, only five Jacket pitchers have more complete games.

MOST COMPLETE GAMES -- SINCE 1994

CG's	Player	Years
1. 8	Cory Vance	1998-00
2. 7	Chuck Crowder	1996-99
3. 6	Mark Pope	2009-11
4. 5	Buck Farmer	2010-13
5. 4	Kyle Bakker	2002-03
6. 3	Connor Thomas	2017-Present
7. 2	Deck McGuire	2008-10
8. 1	13 Players Tied	

• Thomas' best game fanning hitters was April 28 when he struck out 17 batters against Wake Forest.

• The 17 strikeouts were the most by a Tech pitcher in a single game since current Detroit Tigers' pitcher and former Jacket Buck Farmer struck out 14 batters versus Akron on Feb. 15, 2013.

• His 17 strikeouts were only two shy of the school record of 19 punch outs set by Jerry Bass versus Earlham in 1975.

• The 17 strikeouts were the most by a pitcher in a single game in the ACC this season.

• After a 288-game streak without a pitcher recording double-digit strikeouts for Tech, the Yellow Jackets had a pitcher post 10 strikeouts or more four times over a seven game stretch last year (Curry - 11 at NC State (3/23), Hurter - 10 vs. Georgia Southern (3/27), Curry - 12 vs. Miami (3/30) and Thomas - 10 vs. Miami (3/3) and seven overall.

STARTERS

• Who will take over the other starting spots is still to-be-determined fully as the Yellow Jackets have one of the strongest bullpens in the country.

• **Brant Hurter** was a reliable midweek starter for Georgia Tech last season, finishing 5-4 overall in 14 appearances and working to a 6.04 ERA. In 53.2 innings of work, Hurter struck out 56 batters while only allowing 36 earned runs.

• Hurter has had a sensational start to his sophomore year.

• After a terrific showing against then-No. 3 UCLA in which he struck out seven with no walks, while allowing one earned run, Hurter followed that up with a picture-perfect gem against Northwestern.

• Hurter tossed 7.0 shutout innings, allowing just four hits and striking out a career-high 13 batters, while issuing zero walks.

• Through 11 games, Hurter leads the ACC and ranks fourth nationally with a 23:1 strikeout-to-walk ratio, while also leading the ACC in walks/9 innings at 0.69.

• His 0.69 ERA leads the team as he's held opponents to just a .204 average.

• **Tristin English** returned to the mound after recovering from Tommy John Surgery his freshman year. He proved to be a dependable relief pitcher, throwing 57 innings

• English followed up his sophomore campaign with an uber-successful summer in the Cape, earning all-star honors after tossing nearly 70 combined innings.

• English made two appearances during Opening Weekend on the mound for Tech. His first was entering the ninth with a three-run lead over UIC on Friday. It took him nine pitches to end the game and earn the save.

• He also appeared against West Virginia in the eighth inning going 2.0 and allowing one home run, but keeping the game alive, striking out four.

• He then continued to be an impressive closer against No. 3 UCLA on Feb. 22. Heading into extra innings, English pitched a shutout final three innings of the game, striking out two and allowing just two hits to help Tech secure the win.

• His first tough-luck outing came against Northwestern when he allowed two doubles and two runs in just 0.1 innings late.

• English will spend a majority of time at first base to keep his bat in the lineup and replace teammate Kyle McCann, who moved to catch, but may see time as a relief pitcher or starter throughout the season.

• Two big additions to the Tech pitching staff is **Amos Willingham, Luke Bartnicki** and **Cort Roedig**.

• Willingham is a JUCO transfer who enters as a junior in eligibility. A tall strike thrower with day-one experience could mean a versatile starter on weekdays.

• Willingham's first appearance was a tough-luck outing that saw five runs scored in 3.1 innings.

• In his first start on Wednesday, Feb. 27 against Georgia State, he then went 6.0 innings of shutout work, allowing just three hits, no runs and no walks while striking out five.

• He threw just 76 pitches in 6.0 innings.

PITCHING

• Roedig, a power righty who is projected to be the Saturday starter Opening Weekend, was ranked the No. 17 RHP in the state of Georgia by Perfect Game. He sports a fastball well over 90 already and a good breaking ball as well. His fall and early spring has earned him an opportunity.

• After being a bona fide strike-thrower in the fall and spring, Tech gave Roedig the start against Richmond on Saturday.

• The freshman went just 1.1 innings, walking three and allowing a run. Coach Hall noted afterward that the moment simply got to him, making his first-career start in front of a big crowd.

• Roedig finally showed his stuff in a midweek game against Georgia State on Feb. 26, allowing just one run and three hits in 4.0 innings of work.

• Bartnicki, who enters his freshman campaign after being ranked as the top-rated lefty out of the state of Georgia by *Perfect Game*. One of the most elite lefties in the country that won a regional championships, he's run it up to 94-95 in the preseason.

• Bartnicki's first collegiate appearance couldn't have been more dramatic, coming into the game in extra innings versus West Virginia in a 1-0 count with runners at second and third and two outs.

• A lefty-lefty matchup, Bartnicki didn't need many pitches to strike out the hitter, end the inning and give Tech one more at-bat in the bottom of the 11th -- where it would walk the game off.

RELIEVERS

• One of Georgia Tech's keys this season will be the development of their bullpen. With no shortage of bodies, where everyone ultimately fits into the rotation comes conference action and postseason is still to-be-determined.

• The Jackets will be without their top reliever in **Andy Archer** for the 2019 season, after he underwent successful UCL repair with an internal brace. His recovery is expected to take 6-8 months and he should return to the team in the fall.

• In his stead, alongside those starters who don't find a day in the rotation, **Jonathan Hughes** and **Keyton Gibson** will be looked upon for stretches.

• Hughes has had a fantastic start to 2019, currently sporting a 1.00 ERA through four appearances and 9.0 combined innings of work. He's allowed just seven hits and one earned run, holding a 7:1 strikeout-to-walk ratio early.

• Hughes finished last year with 13 appearances, a 5.94 ERA and a save while Gibson had the same ERA with 12 appearances.

• Gibson has also looked impressive early. In two important, clutch appearances, he's yet to allow a hit in 2.1 combined innings, fanning four batters in the process.

• Gibson then went on to get his first win of the season vs. Georgia State when he tossed 3.0 no-hit innings, fanning four, to get the win.

• Gibson joined teammate reliever Tristin English in having a tough-luck outing against Northwestern in the second game of a double

• Senior **Jake Lee** will again make his mark in short-inning stretches. He finished last season with a 9.68 ERA on 17.2 innings of work.

WHAT'S IN A QUALITY START?

• A starting pitcher records a quality start when he pitches at least six innings and allows three earned runs or fewer.

• Tech is 2-1 through Week 3 with a quality start -- **Connor Thomas** vs. West Virginia (Feb. 16) and vs. Northwestern (March 2) with the wins and **Brant Hurter** vs. Northwestern (March 2) with the loss.

• Georgia Tech was 15-5 last season when its starter makes a quality start.

• Tech has its streak of 35-consecutive home wins with quality starts snapped on Saturday when Hurter tossed 7.0 shutout innings before exiting with a one-run lead.

• It was the first loss Tech endured after a quality start at home since back on March 20, 2015.

• Thomas' quality start at Georgia Southern in 2018 was the first quality start on the road for GT since April 8, 2016 (excluding Curry's neutral site quality start vs. Wake Forest at the 2017 ACC Tournament).

• Thomas has also made eight quality starts in 2018 - at Georgia Southern (Feb. 20), at Clemson (March 10) vs. Florida State (April 7), at Pitt (April 14), at North Carolina (April 21), vs. Wake Forest (April 28), against Radford (May 5) and at Virginia (May 12).

• **Xzavion Curry** had seven quality starts last season - vs. Dartmouth (Feb. 23), vs. UIC (March 2), at NC State (March 23), vs. Miami (March 30), at Pitt (April 13), vs. Wake Forest (April 27) and against Radford (May 4).

• Hurter made three quality starts - vs. Georgia Southern (March 27), at Georgia (April 3) and versus Radford (May 6).

• **Tristin English** also made two quality starts - vs. Miami (April 4) and vs. Florida State (April 8).

MISCELLANEOUS

200 K's

• Georgia Tech Friday night starter **Xzavion Curry** looks climbs toward his milestone of 200 strikeouts in his second year being starter, currently at 195 for his career.

• Saturday starter **Connor Thomas** threw 106 strikeouts last season and now has 132 for his career and put him on pace to crack the 200-K threshold this season.

THE STRIKEOUT KINGS

• **Connor Thomas** (106 strikeouts) and **Xzavion Curry** (101 K's) became the first Yellow Jacket tandem to strike out 100 batters each in the same season since 2011 when Jed Bradley and Buck Farmer fanned 106 apiece.

• It's only the third time under head coach Danny Hall that a duo has accomplished the feat. No duo has done it together back-to-back years.

• The pair separately will also look to become the first Georgia Tech pitchers to punch out 100 batters in back-to-back seasons since Farmer accomplished the feat in 2012 (115) and 2013 (122).

100!

• Senior relief pitcher **Jake Lee** is working toward his 100th strikeout of his career, currently sitting at 85.

• Junior catcher **Kyle McCann** is just 20 RBI shy of 100 for his career in just two-plus years at the plate.

• Junior outfielder **Chase Murray** is also looking to hit 100 career RBI this season, currently sitting at 66.

• McCann is also working toward 100 hits for his career, sitting four shy at 96.

ATOP THE CONFERENCE

• Georgia Tech baseball ranks among the most prolific winners in ACC history.

MOST ACC TOURNAMENT TITLES, SINCE 2000

	Titles	Years
Georgia Tech	5	2000, 2003, 2005, 2012, 2014
Florida State	5	2002, 2004, 2010, 2015, 2017
Clemson	2	2006, 2016
Virginia	2	2009, 2011
North Carolina	2	2007, 2013

MOST ACC REGULAR-SEASON, DIVISIONAL TITLES SINCE 2000

	Titles	Regular-Season Years (Divisional)
Florida State	11	2001, 2002, 2003 (2007, 2008, 2009, 2010*, 2011, 2012, 2013, 2014)
North Carolina	6	(2006, 2007, 2009, 2012, 2013, 2017)
Georgia Tech	4	2000, 2004, 2005 (2011)
Miami	4	(2008, 2014, 2015, 2016)

*co-champion

GEORGIA TECH VS. IN-STATE OPPONENTS -- DIVISION I

	Games	First Meeting	Series Record
Georgia	373	1898	UGA leads 210-161-2
Mercer	168	1897	GT leads 112-56
Ga. Southern	133	1947	GT leads 102-31
Georgia St.	79	1971	GT leads 68-11
Kennesaw St.	26	1987	GT leads 20-6
Savannah St.	5	2004	GT leads 5-0

• This season, Tech will play all eight of its most-faced opponents all-time.

GEORGIA TECH'S MOST COMMON OPPONENTS

	Games	First Meeting	Series Record
Georgia	373	1898	UGA leads 210-161-2
Auburn	236	1897	AU leads 122-109-5
Clemson	226	1902	CU leads 114-109-3
Mercer	168	1897	GT leads 112-56
North Carolina	138	1901	GT leads 76-62
Ga. Southern	133	1947	GT leads 102-31
Virginia	130	1924	GT leads 73-55-2
Duke	129	1903	GT leads 92-37
NC State	129	1921	GT leads 73-56
Wake Forest	117	1898	GT leads 73-43-1

* bold denotes an opponent on the 2018 schedule



2019 ACC PRESEASON POLL

OVERALL CHAMPION

Louisville

ATLANTIC DIVISION

POINTS

1. Louisville (7)	90
2. Florida State (6)	86
3. Clemson (1)	71
4. NC State	53
5. Wake Forest	49
6. Notre Dame	24
7. Boston College	19
(first-place votes)	

COASTAL DIVISION

POINTS

1. North Carolina (13)	97
2. Virginia (1)	64
3. Duke	64
4. Miami	61
5. Georgia Tech	59
6. Pitt	24
7. Virginia Tech	23
(first-place votes)	

2019 HONORS

TRISTIN ENGLISH

First-Team *Perfect Game*/Rawlings Preseason All-American

Second-Team *D1 Baseball* Preseason All-America

2019 Golden Spikes Award preseason watch list

Perfect Game Preseason All-ACC

CHASE MURRAY

Perfect Game Preseason All-ACC

CONNOR THOMAS

Perfect Game Preseason All-ACC

KYLE MCCANN

ACC Player of the Week (March 4)

Collegiate Baseball National Player of the Week (March 4)

2019 RECORD BREAKDOWN

	ACC	Overall
Overall	-	9-4
Home	-	7-4
Road	-	2-0
Neutral	-	-
Day Games	-	7-3
Night Games (6 p.m. or later)	-	2-1
Yellow Jackets Score First	-	6-2
Opponent Scores First	-	3-2
Yellow Jackets Score in 1st inning	-	3-1
Walk-off Victories	-	2-0
As a Ranked Team (All Polls)	-	3-3
vs. Ranked Team (All Polls)	-	1-2
TV/ESPN3/ACC Network Extra Game	-	6-4
vs. LHP (starter)	-	1-1
vs. RHP (starter)	-	8-3
Yellow Jacket Starter 6+ IP	-	2-0
Yellow Jacket Starter 7+ IP	-	2-1
Yellow Jacket Starter 8+ IP	-	-
Hitting A Home Run	-	8-0
Not Hitting A Home Run	-	1-4
Out Hit Opponent	-	8-0
Get Out Hit By Opponent	-	1-4
Equal Number of Hits	-	-
February	-	5-3
March	-	4-1
April	-	-
May	-	-
June	-	-
Monday	-	-
Tuesday	-	2-0
Wednesday	-	2-0
Thursday	-	-
Friday	-	3-0
Saturday	-	2-3
Sunday	-	0-1
One-Run Games	-	2-0
Two-Run Games	-	-
Three-Run Games	-	2-0
Four+ Run Games	-	5-4
Leading After 6	-	8-0
Trailing After 6	-	0-3
Tied After 6	-	1-1
Leading After 7	-	8-1
Trailing After 7	-	0-3
Tied After 7	-	1-0
Leading After 8	-	7-0
Trailing After 8	-	0-4
Tied After 8	-	2-0
Shutouts	-	1-1
Extra Innings	-	2-0
Score 0-5 Runs	-	2-2
Score 6+ Runs	-	7-0
Allow 0-5 Runs	-	4-2
Allow 6+ Runs	-	1-3
Commit 0 Errors	-	5-1
Commit 1 Error	-	2-1
Commit 2+ Errors	-	2-2

HALL OF FAME COACH

- **Danny Hall** is in his 26th season at Georgia Tech and his 32nd overall as a head coach in 2019. He is the winningest baseball coach in Tech history with 1,025 wins.
- Hall, who won his 1,200th career game on February 24 versus Dartmouth and his 1,000th win at Georgia Tech on March 20, versus nationally ranked Auburn, stands seventh among active Division I coaches in career victories entering the 2018 season.
- In his 40 years of college baseball – both as an assistant and head coach – Hall has been part of over 1,600 victories and seven trips to the College World Series.
- Hall has led Tech to the NCAA Tournament on 20 occasions and guided the Yellow Jackets to the NCAA College World Series in 1994, 2002 and 2006 -- the program's only three berths.


**WINNINGEST ACTIVE DIVISION I
BASEBALL COACHES
ENTERING 2019 SEASON**







1. Mike Martin, Florida State1,987
2. Mike Fox, North Carolina1,429
3. Paul Mainieri, LSU1,415
4. John Anderson, Minnesota1,288
5. Keith Guttin, Missouri St.1,259
6. **DANNY HALL, Georgia Tech.1,227**
7. Gary Gilmore, Coastal Carolina1,180
8. Tony Robichaux, La.-Lafayette1,149
9. Mike Sansing, Kennesaw St.1,092
10. Elliott Avent, NC State1,057
11. Brian Shoop, UAB1,027
12. Bill Brown, George Mason1,026
13. Dave Van Horn, Arkansas1,014
14. Rich Hill, San Diego1,002

HALL BY THE NUMBERS

1,235	career wins as a head coach
1,027	wins at Georgia Tech
134	total draft picks coached at Tech
114	all-ACC honors
94	all-American selections by 35 GT players
52	Tech's school record for wins set in 2002
23	freshman all-Americans
20	NCAA Regional appearances at Tech
13	Academic all-America honors by GT players
13	top-two ACC offensive finishes
7	Yellow Jackets drafted in the first round
6	NCAA Super Regional appearances at Tech
5	ACC tournament titles (2000, 2003, 2005, 2012, 2014)
5	ACC regular season titles (1997, 2000, 2004, 2005, 2011)
3	College World Series appearances (only three in Tech history)

HALL'S COACHING TREE

HEAD COACHES

-  Scott Stricklin - Georgia Tech Assistant 2002-04
Kent State player 1991-93
-  Josh Holliday - Georgia Tech Assistant 2005-07
-  Greg Beals - Kent State player 1989-91
-  Bobby Moranda - Georgia Tech Assistant 2002-07
-  Mike Trapasso - Georgia Tech Assistant 1995-01
-  Eddie Uschold - Kent State Assistant

ASSISTANT COACHES

-  Wally Crancer - Georgia Tech player 2006-07



GAME HIGHS

TEAM BATTING

At bats:	42	at Kennesaw State (Mar 05, 2019)
Runs scored:	12	vs Northwestern (Mar 01, 2019)
Hits:	16	vs Northwestern (Mar 01, 2019)
RBIs:	12	vs Northwestern (Mar 01, 2019)
Doubles:	4	vs Northwestern (Mar 01, 2019)
Triples:	1	vs Richmond (Feb 16, 2019)
	1	vs Northwestern (Mar 01, 2019)
	1	vs Northwestern (Mar 02, 2019)
Home runs:	3	vs Illinois-Chicago (Feb 15, 2019)
Total bases:	28	vs Northwestern (Mar 01, 2019)
Walks:	8	at Georgia State (Feb 27, 2019)
Strikeouts:	12	vs Northwestern (Mar 02, 2019)
Sac hits:	1	(7 games)
Sac flies:	1	(4 games)
Stolen bases:	4	vs Georgia State (Feb 26, 2019)
Hit by pitch:	3	vs Northwestern (Mar 01, 2019)
Runners LOB:	12	(4 games)
Hit into DP:	1	(5 games)

TEAM FIELDING

Putouts:	33	vs West Virginia (Feb 16, 2019)
	33	vs UCLA (Feb 22, 2019)
Assists:	15	vs UCLA (Feb 22, 2019)
Errors:	5	vs West Virginia (Feb 16, 2019)
Passed balls:	1	vs Richmond (Feb 16, 2019)
	1	vs UCLA (Feb 24, 2019)
DPs turned:	2	vs Northwestern (Mar 01, 2019)
	2	vs Northwestern (Mar 02, 2019)

TEAM PITCHING

Innings pitched:	11.0	vs West Virginia (Feb 16, 2019)
	11.0	vs UCLA (Feb 22, 2019)
Runs allowed:	8	vs UCLA (Feb 23, 2019)
Earned runs:	8	vs UCLA (Feb 23, 2019)
Walks allowed:	6	vs Richmond (Feb 16, 2019)
Strikeouts:	18	vs West Virginia (Feb 16, 2019)
Hits allowed:	13	vs Richmond (Feb 16, 2019)
	13	vs UCLA (Feb 23, 2019)
Doubles allowed:	4	vs UCLA (Feb 23, 2019)
Homers allowed:	2	vs Richmond (Feb 16, 2019)
	2	vs UCLA (Feb 23, 2019)
Wild pitches:	4	at Kennesaw State (Mar 05, 2019)
Hit batters:	3	vs UCLA (Feb 24, 2019)

INDIVIDUAL BATTING

At bats:	6	Chase Murray at Georgia State (Feb 27, 2019)
Runs scored:	4	Kyle McCann vs Northwestern (Mar 02, 2019)
Hits:	3	(6 games)
RBIs:	7	Kyle McCann vs Northwestern (Mar 01, 2019)
Doubles:	2	Colin Hall vs West Virginia (Feb 16, 2019)
Triples:	1	Austin Wilhite vs Richmond (Feb 16, 2019)
	1	Oscar Serratos vs Northwestern (Mar 01, 2019)
	1	Tristin English vs Northwestern (Mar 02, 2019)
Home runs:	2	Kyle McCann vs Northwestern (Mar 01, 2019)
	2	Kyle McCann vs Kennesaw State (Mar 06, 2019)
Total bases:	10	Kyle McCann vs Northwestern (Mar 01, 2019)
Walks:	3	Luke Waddell vs Richmond (Mar 02, 2019)
Strikeouts:	3	Jackson Webb at Georgia State (Feb 27, 2019)
	3	Kyle McCann vs Northwestern (Mar 02, 2019)
Sac hits:	1	(7 games)
Sac flies:	1	(4 games)
Stolen bases:	1	(14 games)
Hit by pitch:	2	Tristin English vs Northwestern (Mar 01, 2019)
Runners LOB:	6	Chase Murray at Georgia State (Feb 27, 2019)

INDIVIDUAL FIELDING

Putouts:	17	Kyle McCann vs West Virginia (Feb 16, 2019)
Assists:	6	Oscar Serratos vs West Virginia (Feb 16, 2019)
	6	Austin Wilhite vs UCLA (Feb 22, 2019)
Errors:	4	Oscar Serratos vs West Virginia (Feb 16, 2019)
Passed balls:	1	Jamie Taylor vs Richmond (Feb 16, 2019)
	1	Kyle McCann vs UCLA (Feb 24, 2019)

INDIVIDUAL PITCHING

Innings pitched:	7.0	Connor Thomas vs West Virginia (Feb 16, 2019)
	7.0	Connor Thomas vs Northwestern (Mar 02, 2019)
	7.0	Brant Hurter vs Northwestern (Mar 02, 2019)
Runs allowed:	6	Connor Thomas vs UCLA (Feb 23, 2019)
Earned runs:	6	Connor Thomas vs UCLA (Feb 23, 2019)
Walks allowed:	3	Roeddy, C vs Richmond (Feb 16, 2019)
	3	Xzavion Curry vs UCLA (Feb 22, 2019)
Strikeouts:	13	Brant Hurter vs Northwestern (Mar 02, 2019)
Hits allowed:	9	Connor Thomas vs UCLA (Feb 23, 2019)
Doubles allowed:	3	Connor Thomas vs UCLA (Feb 23, 2019)
	3	Connor Thomas vs Northwestern (Mar 02, 2019)
Homers allowed:	2	Amos Willingham vs Richmond (Feb 16, 2019)
Wild pitches:	3	Micah Carpenter at Kennesaw State (Mar 05, 2019)
Hit batters:	1	(6 games)

SERIES BY SERIES STATS

HITTING	W-L	Avg.	R	H	2B	3B	HR	RBI	BB	K	SB
ATL Challenge	2-1	.238	12	25	4	1	4	10	15	15	2
UCLA	1-2	.158	6	15	4	0	2	24	12	28	1
Georgia State	2-0	.307	17	23	2	0	2	16	14	15	6
Northwestern	2-1	.308	22	32	6	2	3	20	10	22	1
Kennesaw State	2-0	.333	19	25	2	0	3	17	11	12	4

PITCHING	W-L	ERA	IP	H	R	ER	BB	K	Opp. Avg.
ATL Challenge	2-1	3.41	29.0	25	14	11	9	39	.221
UCLA	1-2	4.03	29.0	34	17	13	10	26	.301
Georgia State	2-0	1.50	18.0	12	3	3	2	16	.188
Northwestern	2-1	2.67	27.0	22	8	8	7	30	.216
Kennesaw State	2-0	4.00	18.0	17	8	8	7	24	.250

MONTH-BY-MONTH

UNDER COACH DANNY HALL (1994-present)

Year	Jan./Feb.	Mar.	Apr.	May/June	Final
1994	6-2	15-2	13-6	16-7	50-17
1995	7-3	11-6	13-6	7-7	38-22
1996	4-6	15-3	11-8	10-7	40-24
1997	9-0	18-2	9-8	10-5	46-15
1998	8-4	13-5	11-8	9-5	41-22
1999	8-4	15-2	8-9	7-5	38-20
2000	8-3	13-5	16-3	13-5	50-16
2001	10-1	12-6	11-7	8-6	41-20
2002	8-1	14-3	14-5	16-7	52-16
2003	7-0	14-5	11-6	12-7	44-18
2004	6-3	10-8	9-6	19-4	44-21
2005	7-2	14-3	10-7	14-7	45-19
2006	10-0	12-4	11-8	17-6	50-18
2007	6-5	12-6	9-6	5-8	32-25
2008	5-1	17-4	9-8	10-8	41-21
2009	6-1	12-3	10-7-1	10-8	38-19-1
2010	7-1	15-2	13-5	12-7	47-15
2011	5-3	16-2	10-8	11-8	42-21
2012	7-2	11-8	8-9	12-7	38-26
2013	8-1	13-5	7-10	9-11	37-27
2014	5-4	10-9	11-6	11-8	37-27
2015	7-3	11-7	8-7	6-6	32-23
2016	7-0	12-5	10-9	9-11	38-25
2017	7-1	7-9	7-11	6-7	27-28
2018	6-2	10-9	8-10	7-6	31-27
2019	5-3	4-1			3-3
TOTALS	179-56	257-183-1	1024-535-1		
	326-124	266-173			

GAME-WINNING PLAYS

Game-winning plays are ones that give Tech the lead or break a tie en route to win

Game	Play	Inn.	Final
Illinois-Chicago	Kyle McCann home run	3	6-3
West Virginia	Nick Wilhite bases-loaded single#	11	5-4
UCLA	Kyle McCann solo home run#	11	4-3
Georgia State	Oscar Serratos single left side	1	7-3
Georgia State	Oscar Serratos single left side	3	10-0
Northwestern	Chase Murray RBI single	2	12-1
Northwestern	Austin Wilhite 2-RBI single	4	9-2
Kennesaw State	Nick Wilhite RBI single	2	10-7
Kennesaw State	Kyle McCann 2-run homer	1	9-1
	# – walk-off win		

GAME WINNING RBI LEADERS	2019	CAREER
Kyle McCann	4	9
Tristin English	-	8
Austin Wilhite	2	7
Colin Hall	-	5
Chase Murray	1	5
Nick Wilhite	2	5
Oscar Serratos	2	2
Michael Guldborg	-	1
Baron Radcliff	-	1

GAME WINNING RUNS LEADERS	2019	CAREER
Tristin English	-	10
Kyle McCann	4	8
Oscar Serratos	2	6
Austin Wilhite	1	5
Carter Hall	-	4
Chase Murray	1	4
Colin Hall	-	3
Michael Guldborg	-	1
Luke Waddell	-	1
Nick Wilhite	2	2

2019 #FUTUREJACKETS

Jackson Finley, RHP	Pacific Palisades, Calif.
Jadyn Jackson, INF	Sugar Hill, Ga.
Andrew Compton, INF	Berkeley Heights, N.J.
Harrison Thiel, INF	Parrish, Fla.
Jacob Gooch, C	Cartersville, Ga.
Tres Gonzalez, OF	Sandy Springs, Ga.
Zachary Maxwell, RHP	Acworth, Ga.
Brody Westbrook, RHP	Cumming, Ga.
Dalton Smith, LHP	Valdosta, Fla.
Jake Holland, C	Clermont, Fla.
Evan Boyle, LHP	McDonough, Ga.
Jackson Arnold, RHP	Auburn, Ala.

2019 MLB #PROJACKETS

Charlie Blackmon, OF	Rockies
Buck Farmer, RHP	Tigers
Deck McGuire, RHP	Blue Jays
Daniel Palka, OF	White Sox



Blackmon



Dietrich



Farmer



Palka

YELLOW JACKETS BIG INNINGS** FOUR OR MORE RUNS*

DATE	OPPONENT	INN.	BATTERS	R	H	E	GT RESULT
2/15	UIC	3rd	7	4	4	0	W, 6-3
2/27	Georgia State	3rd	9	4	4	0	W, 10-0
3/1	Northwestern	4th	11	5	4	0	
		5th	10	5	5	0	W, 12-1

RECORD WITH A BIG INNING: 3-0

OPPONENT BIG INNINGS** FOUR OR MORE RUNS*

DATE	OPPONENT	INN.	BATTERS	R	H	E	GT RESULT
2/16	Richmond	5th	7	4	3	0	L, 7-1
2/23	No. 3 UCLA	3rd	7	4	4	0	L, 8-2
3/2	Northwestern	8th	9	5	5	0	L, 5-1

RECORD WHEN ALLOWING A BIG INNING: 0-3

GAMES STARTED (POSITION PLAYERS)

Player	2019	CAREER	CURRENT STREAK
Tristin English	13	125	24
Austin Wilhite	13	120	120
Chase Murray	13	112	37
Kyle McCann	13	100	53
Colin Hall	13	64	30
Nick Wilhite	13	58	18
Oscar Serratos	13	44	26
Luke Waddell	9	40	5
Carter Hall	-	23	-
Baron Radcliff	-	16	-
Michael Guldborg	12	22	12
Jackson Webb	4	4	-
Xzavion Curry	-	1	-

STREAKS (POSITION PLAYERS)

PLAYER	HITTING		ON-BASE	
	CURRENT	LONGEST	CURRENT	LONGEST
Charlie Benson	-	-	-	1
Xzavion Curry	-	2	-	2
Tristin English	-	9	-	9
Michael Guldborg	6	6*	6	8*
Carter Hall	-	4	-	11
Colin Hall	1	10*	1	22*
Kyle McCann	-	10*	2	16
Chase Murray	2	10	-	17
Cole Neuber	-	1	2	2
Baron Radcliff	-	4	-	4
Paxton Rigby	-	1	-	2
Oscar Serratos	-	8	-	9
Jamie Taylor	-	2	-	2
Cameron Turley	-	1	1	1
Luke Waddell	6	6*	7	7*
Jackson Webb	3	1	4	4*
Austin Wilhite	2	7	2	11
Nick Wilhite	6	6*	6	5
Billy Zimmershine	-	-	-	1

* Longest is career long

PINCH HITTING BREAKDOWN

PLAYER	AVG.	AB-H-RBI	2B-3B-HR	BB-HBP-SO
Michael Guldborg	.000	0-0-0	0-0-0	1-0-0
Cole Neuber	.000	2-0-0	0-0-0	3-0-0
Baron Radcliff	.000	2-0-0	0-0-0	3-0-2
Paxton Rigby	.333	4-1-0	0-0-0	0-0-0
Charlie Benson	.000	0-0-0	0-0-0	0-1-0
Ryan Miller	.000	2-0-0	0-0-0	0-0-1
Billy Zimmershine	.000	0-0-0	0-0-0	1-0-0

CAREER HOME RUNS

* – Leadoff ITP – Inside-the-Park GS – Grand Slam

TRISTIN ENGLISH	Opponent	On Base	Inning	Outs	Count	Score	Final
1. April 17, 2016	NC State	0 . . .	5	2	2-1	4-5	W, 14-7
2. April 23, 2016	at Clemson	. . 2 .	1	1	0-0	1-0	W, 16-1
3. April 23, 2016	at Clemson	0 . . .	5	1	1-1	11-1	W, 16-1
4. May 24, 2016	vs. Boston College	. 1 . .	9	1	1-1	4-0	W, 6-0
5. June 4, 2016	vs. Bethune-Cookman	. . 2 .	9	0	1-1	8-3	W, 12-3
6. Feb. 17, 2018	Bradley	. 1 . .	3	0	0-0	3-3	L, 7-10
7. Feb. 24, 2018	Dartmouth (2)	0 . . .	5	1	0-1	4-5	W, 11-5
8. Mar. 7, 2018	at Georgia State	. 1 . .	1	2	2-2	0-0	W, 12-6
9. Mar. 16, 2018	Virginia Tech	. . . 3 GS	7	2	1-2	11-7	W, 16-9
10. Mar. 30, 2018	Miami	. 1 . .	1	2	0-1	0-0	W, 6-1
11. May 18, 2018	Duke	. . 2 .	6	1	1-0	17-5	W, 20-7
12. Feb. 27, 2019	Georgia state	. 1 . .	4	0	2-0	4-0	W, 10-0

MICHAEL GULDBERG	Opponent	On Base	Inning	Outs	Count	Score	Final
1. Feb. 23, 2018	Dartmouth	. . 2 .	8	1	3-1	7-0	W, 10-0
2. Mar. 20, 2018	Auburn	. . 2 .	4	1	0-0	3-0	W, 6-4

CARTER HALL	Opponent	On Base	Inning	Outs	Count	Score	Final
1. April 23, 2016	at Clemson	. 1 . .	8	1	2-1	14-1	W, 16-1
2. Mar. 21, 2017	Auburn	. 1 . .	7	1	0-1	2-7	L, 4-7
3. Mar. 2, 2018	UIC	. . 2 .	4	1	2-2	2-0	W, 5-0
4. Mar. 7, 2018	at Georgia State	. 1 . .	5	0	0-0	7-2	W, 12-6

COLIN HALL	Opponent	On Base	Inning	Outs	Count	Score	Final
1. April 28, 2018	Wake Forest	* 0 . . .	3	0	0-1	1-0	W, 5-1
2. May 18, 2018	Duke	. . 2 .	3	2	1-0	2-3	W, 20-7

KYLE MCCANN	Opponent	On Base	Inning	Outs	Count	Score	Final
1. Feb. 24, 2017	Youngstown State	* 0 . . .	8	0	3-1	14-6	W, 15-6
2. Feb. 25, 2017	Youngstown State	. 1 . .	6	1	1-2	10-6	W, 14-6
3. Mar. 19, 2017	North Carolina	. 1 . .	3	1	0-0	1-0	L, 4-7
4. April 4, 2017	at Auburn	. 1 . .	5	0	1-2	7-8	W, 11-8
5. April 21, 2017	at Virginia Tech (1)	* 0 . . .	7	0	2-2	2-1	W, 13-3
6. April 21, 2017	at Virginia Tech (2)	0 . . .	2	1	1-1	2-0	L, 4-8
7. April 25, 2017	Georgia	* 0 . . .	5	0	1-0	1-4	L, 5-7
8. May 14, 2017	at Duke	* 0 . . .	7	0	0-1	1-1	W, 5-3
9. May 19, 2017	Virginia	* 0 . . .	2	0	3-1	0-9	L, 3-16
10. Feb. 24, 2018	Dartmouth (2)	0 . . .	3	2	2-2	2-4	W, 11-5
11. Feb. 24, 2018	Dartmouth (2)	0 . . .	5	1	1-0	5-5	W, 11-5
12. Feb. 24, 2018	Dartmouth (2)	. 1 . .	6	2	3-1	8-5	W, 11-5
13. Feb. 27, 2018	Arkansas-Pine Bluff	. 1 . .	7	0	3-1	4-0	W, 8-0
14. Mar. 10, 2018	at Clemson (2)	. 1 . .	4	2	2-2	0-9	L, 2-13
15. Mar. 18, 2018	Virginia Tech	. 1 . .	2	0	0-0	5-1	W, 10-6
16. Mar. 24, 2018	at NC State	0 . . .	9	2	0-2	5-9	L, 6-9
17. April 10, 2018	at Mercer	. . . 3 GS	5	0	0-0	0-4	W, 16-8
18. April 10, 2018	at Mercer	0 . . .	7	1	2-2	9-5	W, 16-8
19. April 13, 2018	at Pittsburgh	. . . 3 GS	9	1	3-1	3-3	W, 7-3
20. April 18, 2018	Kennesaw State	. . . 3 GS	2	2	1-2	2-3	W, 17-7
21. April 18, 2018	Kennesaw State	. . 2 .	5	2	0-1	10-4	W, 17-7
22. April 21, 2018	at North Carolina	* 0 . . .	7	0	2-1	5-2	L, 8-9
23. April 28, 2018	Wake Forest	. 1 . .	7	1	2-1	3-1	W, 5-1
24. May 18, 2018	Duke	* 0 . . .	5	0	1-2	5-4	W, 20-7
25. Feb. 15, 2019	Illinois-Chicago	0 . . .	3	1	2-2	0-0	W, 6-3
26. Feb. 16, 2019	West Virginia	. 1 . .	1	2	2-0	0-0	W, 5-4 (11)
27. Feb. 22, 2019	No. 3 UCLA	* 0 . . .	11	0	1-1	3-3	W, 4-3 (11)
28. March 1, 2019	Northwestern	0 . . .	3	1	2-2	1-0	W, 12-1
29. March 1, 2019	Northwestern	. . . 3 GS	4	2	1-1	2-0	W, 12-1
30. March 2, 2019	Northwestern (1)	0 . . .	5	1	1-0	3-2	W, 9-2
31. March 5, 2019	Kennesaw State	. 1 . .	3	1	3-0	1-0	W, 10-7
32. March 6, 2019	Kennesaw State	. 1 . .	1	2	3-2	0-0	W, 9-1
33. March 6, 2019	Kennesaw State	. 1 . .	7	1	2-2	6-0	W, 9-1

CAREER HOME RUNS

* – Leadoff ITP – Inside-the-Park GS – Grand Slam

CHASE MURRAY	Opponent	On Base	Inning	Outs	Count	Score	Final
1. Feb. 24, 2017	Youngstown State	. . 2 .	2	2	1-1	8-0	W, 15-6
2. Mar. 12, 2017	at Miami	. 1 . .	8	0	0-0	4-13	L, 7-17
3. Feb. 24, 2018	Dartmouth (1)	0 . . .	1	1	1-0	0-0	W, 12-9
4. Feb. 24, 2018	Dartmouth (1)	. . 2 .	2	2	0-0	3-2	W, 12-9
5. April 13, 2018	at Pittsburgh	* 0 . . .	8	0	0-0	1-3	W, 7-3
6. April 21, 2018	at North Carolina	. 1 . .	4	0	2-0	0-2	L, 8-9
7. April 28, 2018	Wake Forest	* 0 . . .	2	0	0-0	0-0	W, 5-1
8. May 5, 2018	Radford	0 . . .	8	1	0-2	7-8	W, 11-8
9. Feb. 15, 2019	Illinois-Chicago	. 1 . .	3	1	0-1	1-0	W, 6-3

BARON RADCLIFF	Opponent	On Base	Inning	Outs	Count	Score	Final
1. Mar. 4, 2018	UIC	0 . . .	9	2	2-2	4-12	L, 5-12
2. Mar. 31, 2018	Miami	. . 2 .	8	2	0-2	8-4	W, 13-4
3. April 18, 2018	Kennesaw State	. 1 . .	8	0	0-1	15-7	W, 17-7
4. May 5, 2018	Radford	. . 2 .	10	2	1-1	8-8	W, 11-8

OSCAR SERRATOS	Opponent	On Base	Inning	Outs	Count	Score	Final
1. Mar. 21, 2018	Mercer	* 0 . . .	3	0	3-2	0-3	L, 2-6
2. April 8, 2018	Florida State	0 . . .	6	2	3-2	9-1	W, 16-3
3. May 5, 2018	Radford	0 . . .	3	2	0-1	3-2	W, 11-8
4. Feb. 15, 2019	Illinois-Chicago	0 . . .	3	1	1-0	3-0	W, 6-3
5. Feb. 27, 2019	Georgia State	0 . . .	6	1	3-2	7-0	W, 10-0

LUKE WADDELL	Opponent	On Base	Inning	Outs	Count	Score	Final
1. Mar. 16, 2018	Virginia Tech	0 . . .	4	1	1-0	4-3	W, 16-9
2. Feb. 22, 2019	No. 3 UCLA	0 . . .	5	2	2-2	2-2	W, 4-3 (11)

AUSTIN WILHITE	Opponent	On Base	Inning	Outs	Count	Score	Final
1. Mar. 21, 2017	Auburn	0 . . .	5	1	1-0	0-5	L, 4-7
2. Feb. 24, 2018	Dartmouth (1)	0 . . .	2	0	1-1	2-2	W, 12-9
3. April 8, 2018	Florida State	0 . . . ITP	6	2	1-0	10-1	W, 16-3
4. April 10, 2018	at Mercer	* 0 . . .	8	0	0-1	10-7	W, 16-8
5. April 14, 2018	at Pittsburgh	0 . . .	4	2	1-0	1-0	L, 3-4
6. April 15, 2018	at Pittsburgh	. 1 . .	4	2	2-1	2-2	L, 5-6
7. May 11, 2018	at Virginia	0 . . .	5	1	1-2	0-1	L, 6-8

MULTIPLE HIT GAMES

	2019 SEASON					CAREER				
	2	3	4	5+	Total	2	3	4	5+	Total
English	2	1	-	-	3	33	8	3	-	44
Murray	4	1	-	-	6	30	7	2	-	39
A. Wilhite	3	-	-	-	3	25	10	2	-	37
McCann	2	2	-	-	4	10	9	1	-	20
Colin Hall	1	1	-	-	2	14	3	-	-	17
Serratos	5	-	-	-	5	10	2	1	-	13
Waddell	-	-	-	-	-	9	-	-	-	9
Carter Hall	-	-	-	-	-	5	-	-	-	5
Guldborg	4	1	-	-	5	5	1	-	-	6
N. Wilhite	3	1	-	-	4	5	2	-	-	7
Radcliff	-	-	-	-	-	1	1	-	-	2
Curry	-	-	-	-	-	1	-	-	-	1

MULTIPLE RBI GAMES

	2019 SEASON					CAREER				
	2	3	4	5+	Total	2	3	4	5+	Total
English	-	-	-	-	-	16	6	4	2	28
Murray	1	-	-	-	1	11	5	1	-	17
McCann	2	1	1	1	5	10	4	3	3	20
A. Wilhite	1	1	-	-	2	11	4	1	1	17
Colin Hall	1	-	-	-	-	5	1	-	-	6
Carter Hall	-	-	-	-	-	2	2	-	-	4
Guldborg	2	-	-	-	2	2	2	-	-	4
Serratos	2	-	-	-	2	6	-	-	-	6
N. Wilhite	1	-	-	-	1	5	-	-	-	5
Radcliff	-	-	-	-	-	-	3	-	-	3
Waddell	-	1	-	-	1	2	1	-	-	3
English	1	-	-	-	1	1	-	-	-	1
Curry	-	-	-	-	-	1	-	-	-	1

CAREER WALK-OFF HITS

Player (Date)	Play	Inn. Final
Murray vs. Pittsburgh (5/6/17)	Sacrifice fly	B9 8-7
A. Wilhite vs. Radford (5/4/18)	Ground-rule double	B9 6-5
Radcliff vs. Radford (5/5/18)	Three-run home run	B10 11-8
N. Wilhite vs. WVU (2/16/19)	Bases-loaded single	B11 5-4
K. McCann vs #3 UCLA (2/22/19)	Solo home run	B11 4-3

STARTERS

STARTING PITCHER RECORDS

PITCHER	2019 STARTS	2019	CAREER
Micah Carpenter	-	-	0-0
Hugh Chapman	-	-	0-1
Xzavion Curry	3	2-0	15-8
Tristin English	-	-	2-4
Keyton Gibson	-	-	5-6
Jonathan Hughes	-	-	4-3
Brant Hurter	2	0-1	5-5
Jake Lee	-	-	4-5
Cort Roedig	2	1-1	1-1
Will Shirah	-	-	0-1
Connor Thomas	3	1-1	8-5
Amos Willingham	2	2-0	2-0

* CAREER RECORD IS RECORD AS A STARTER (NOT OVERALL)

STARTING PITCHER STATS

PITCHER	STARTS	IP	W-L	ERA
Brant Hurter	2	12.0	0-1	0.75
Amos Willingham	2	11.0	2-0	0.82
Cort Roedig	3	10.2	1-1	1.69
Connor Thomas	3	19.0	1-1	3.79
Xzavion Curry	3	15.0	2-0	1.80

* STATS AS A STARTER IN 2019 (NOT OVERALL)

STARTING PITCHERS GAME-BY-GAME

PITCHER	DATE	OPPONENT	DEC.	IP	H	R	ER	BB	SO	NP	SCORE	FINAL
											W/LEFT	SCORE
Xzavion Curry	2/15	UIC	W	5.0	5	1	1	0	9	88	5-2	6-3
Cort Roedig	2/16	Richmond	L	1.1	1	2	2	3	1	41	0-0	1-7
Connor Thomas	2/16	West Virginia	ND	7.0	5	3	0	2	10	91	4-3	5-4
Xzavion Curry	2/22	No. 3 UCLA	ND	5.0	5	2	1	3	4	91	3-2	4-3
Connor Thomas	2/23	No. 3 UCLA	L	5.0	9	6	6	1	5	80	2-6	2-8
Brant Hurter	2/24	No. 3 UCLA	L	5.0	6	2	1	0	7	78	0-1	0-6
Cort Roedig	2/27	Georgia State	ND	4.0	3	1	1	1	1	53	2-1	7-3
Amos Willingham	2/28	Georgia State	W	6.0	3	0	0	0	5	76	8-0	10-0
Xzavion Curry	3/1	Northwestern	W	5.0	2	0	0	2	7	93	12-0	12-1
Connor Thomas	3/2 (1)	Northwestern	W	7.0	6	2	2	2	6	95	6-2	9-2
Brant Hurter	3/2 (2)	Northwestern	ND	7.0	4	0	0	0	13	90	1-0	1-5
Amos Willingham	3/5	Kennesaw State	W	5.0	5	1	1	1	3	81	5-1	10-7
Cort Roedig	3/6	Kennesaw State	W	5.1	3	0	0	1	7	68	5-0	9-1

BULLPEN GAME-BY-GAME

OPPONENT	DATE	W-L-S	PITCHERS	INN.	IP	H	R-ER	BB-SO
UIC	2/15	S	Hurter, Hughes, English (S)	6th	4.0	1	1-1	1-5
Richmond	2/16		Willingham, Carpenter, Shirah	2nd	7.2	12	6-6	3-6
West Virginia	2/16	W	English, Gibson, Bartnicki (W)	8th	4.0	1	1-1	0-8
UCLA	2/22	W	Bartnicki, Hughes, English (W)	6th	6.0	4	1-1	2-4
UCLA	2/23		Chapman, Carpenter, Shirah, Lee, Willingham	6th	3.0	4	2-2	1-2
UCLA	2/24		Gibson, Bartnicki, Hughes, Lee, Shirah, Chapman	6th	3.0	6	4-2	3-4
Georgia State	2/26	W	Gibson (W), English	5th	4.0	3	2-2	1-5
Georgia State	2/27		Bartnicki, Mannelly	7th	3.0	3	0-0	0-5
Northwestern	3/1		Brace, Barlow, Winborne	6th	4.0	3	1-1	2-0
Northwestern	3/2 (1)		Hughes	8th	2.0	1	0-0	0-2
Northwestern	3/2 (2)	L	Gibson, English, Bartnicki, Chapman, Mannelly	8th	2.0	6	5-5	1-1
Kennesaw State	3/5	W	Bartnicki, Carpenter	6th	4.0	7	6-6	3-10
Kennesaw State	3/6	W	Mannelly, Chapman, Hughes	6th	3.2	2	1-1	2-4

OUT OF THE BULLPEN *

PITCHER	W-L-S	APP	ERA	IP	H	R	ER	BB	K	B/AVG.
Joseph Mannelly	0-0-0	3	0.00	2.2	2	0	0	0	2	.250
Jake Brace	0-0-0	1	0.00	2.0	1	0	0	0	1	.167
Will Shirah	0-0-0	3	0.00	1.2	2	0	0	2	1	.286
Robert Winborne	0-0-0	1	0.00	1.0	1	0	0	1	0	.250
Brant Hurter	0-0-0	1	0.00	1.0	0	0	0	1	3	.000
Jonathan Hughes	0-0-0	4	1.00	9.0	7	3	1	1	7	.233
Hugh Chapman	0-0-0	4	2.70	3.1	2	3	3	2	8	.286
Luke Bartnicki	1-0-0	5	2.70	3.1	3	1	1	1	5	.231
Micah Carpenter	0-0-0	2	4.91	3.2	5	2	2	2	4	.313
Keyton Gibson	1-1-0	4	5.06	5.1	2	3	3	2	8	.105
Tristin English	1-0-1	5	5.40	8.1	8	5	5	0	8	.258
Walker Barlow	0-0-0	1	9.00	1.0	1	1	1	1	1	.250
Jake Lee	0-0-0	2	10.80	1.2	2	2	2	1	1	.286
Amos Willingham	0-0-0	2	12.46	4.1	8	6	6	2	3	.400

* DOES NOT INCLUDE STARTS

BULLPEN**SAVE OPPORTUNITIES**

PITCHER	2019	CAREER
Micah Carpenter	-	0/1
Tristin English	2/3	2/3
Jonathan Hughes	0/1	1/3
Jake Lee	-	2/2
Connor Thomas	-	1/2

INHERITED RUNNERS

PITCHER	2019	CAREER
Luke Bartnicki	5/1	5/1
Jake Brace	-	3/1
Micah Carpenter	1/1	38/20
Hugh Chapman	3/0	7/2
Tristin English	3/3	10/5
Keyton Gibson	2/1	19/11
Jonathan Hughes	6/1	7/2
Brant Hurter	1/0	3/0
Jake Lee	-	36/19
Joseph Mannelly	3/0	8/1
Oscar Serratos	-	5/0
Will Shirah	5/1	5/1
Connor Thomas	-	3/2
Cameron Turley	-	0/0
Nick Wilhite	-	1/0
Amos Willingham	3/1	3/1
Robert Winborne	-	50/25

GAME-BY-GAME RESULTS

PITCHER OF RECORD

DATE	OPPONENT	W-L	SCORE	ATT.	GT PITCHER	OPP. PITCHER	RECORD	NOTES
2/15	UIC	W	6-3	1,017	Xzavion Curry	Jacob Key	1-0	Curry throws 5.0 scoreless, 9 K's; Three homers in third inning; English save
2/16	Richmond	L	7-1	1,240	Cort Roedig	Jacob Lamb	1-1	Held to just five hits to UR's 13; Finished 1-11 with runners on; went 0-8 with RISP
2/16	West Virginia	W	5-4 (11)	1,163	Luke Bartnicki	Beau Lowery	2-1	Thomas fans 10 in 7.0 for no decision; Bartnicki first app.; N. Wilhite walks off in 11th
2/22	No. 3 UCLA	W	4-3 (11)	1,134	Tristin English	Kyle Mora	3-1	Curry allows one earned in 5.0; English throws shutout final 3.0; McCann walk-off HR
2/23	No. 3 UCLA	L	8-2	1,251	Connor Thomas	Jack Ralston	3-2	Tech held to just four hits; Webb starts at 2B for injured Waddell; pen allows 1 R in 4.0
2/24	No. 3 UCLA	L	6-0	1,501	Brant Hurter	Jesse Bergin	3-3	Tech is shut out, held to four hits; Hurter deals 7 Ks, 1 ER in 5.0; McCann doubles
2/26	Georgia State	W	7-3	731	Keyton Gibson	Joseph Brandon	4-3	Gibson throws hitless 3.0 with 4 K's; Guldberg has three hits, McCann has two hits
2/27	Georgia State	W	10-0	243	Amos Willingham	Brendon Case	5-3	Tech issues 10 K's, no walks; Willingham throws 6.0 shutout; N. Wilhite has three hits
3/1	Northwestern	W	12-1	880	Xzavion Curry	Hank Christie	6-3	Curry throws 5.0 shutout innings, McCann launches two HR, one grand slam
3/2	Northwestern [1]	W	9-2	1129	Connor Thomas	Quinn Lavelle	7-3	Thomas throws gem, Hughes closes final 2.0; McCann solo HR
3/2	Northwestern [2]	L	1-5	1131	Keyton Gibson	Ryan Bader	7-4	Hurter fans 13 in 7.0 innings, no walks; GT gives up five runs in the eighth for loss
3/5	Kennesaw State	W	10-7	302	Amos Willingham	L. McLinskey	8-4	Tech combines for 14 hits, builds 10-1 lead then subs in nine new players
3/6	Kennesaw State	W	9-1	635	Cort Roedig	Jared Rine	9-4	Roedig tosses career start, fanning high seven; McCann blasts two home runs

[] game in doubleheader

() extra inning game

* ACC games

Children's Healthcare of Atlanta Spring Classic (SunTrust Park)

2019 OVERALL SEASON STATISTICS

RECORD: 9-4 HOME: 7-4 AWAY: 2-0 NEUTRAL: 0-0 ACC: 0-0

Michael Guldberg	.429	12-11	35	7	15	0	0	0	8	15	.429	4	0	0	0	.475	1	2	1-1	0	0	0	.000
Kyle McCann	.388	13-13	49	15	19	2	0	9	21	48	.980	11	0	12	0	.500	0	0	0-0	93	13	1	.991
Nick Wilhite	.304	13-13	46	5	14	1	0	0	6	15	.326	4	0	5	0	.360	0	1	3-3	34	0	0	1.000
Austin Wilhite	.289	13-13	45	6	13	2	1	0	8	17	.378	9	0	14	1	.400	1	0	2-2	15	37	1	.981
Oscar Serratos	.269	13-13	52	10	14	0	1	2	7	22	.423	3	1	10	1	.321	0	0	1-1	6	22	7	.800
Colin Hall	.229	13-13	48	3	11	6	0	0	3	17	.354	3	0	8	0	.275	0	1	0-0	22	0	0	1.000
Tristin English	.213	13-13	47	10	10	2	1	1	5	17	.362	5	7	7	1	.367	1	0	0-0	89	7	1	.990
Luke Waddell	.212	9-9	33	6	7	3	0	1	6	13	.394	6	1	5	0	.350	0	1	2-2	12	17	0	1.000
Chase Murray	.211	13-13	57	10	12	1	0	1	3	16	.281	5	0	12	2	.274	0	0	2-2	25	1	0	1.000

Jackson Webb	.273	9-4	11	1	3	0	0	0	1	3	.273	1	1	4	0	.385	0	2	2-2	12	9	0	1.000
Paxton Rigby	.200	5-0	5	0	1	0	0	0	1	1	.200	0	0	0	0	.167	1	0	0-0	0	0	0	.000
Baron Radcliff	.125	10-0	8	2	1	0	0	0	0	1	.125	4	0	6	0	.417	0	0	1-1	7	0	0	1.000
Jamie Taylor	.000	4-1	6	0	0	0	0	0	0	0	.000	1	0	3	0	.143	0	0	0-0	26	1	0	1.000
Ryan Miller	.000	4-0	4	0	0	0	0	0	0	0	.000	0	0	4	0	.000	0	0	0-0	4	0	0	1.000
Cole Neuber	.000	6-0	3	0	0	0	0	0	0	0	.000	3	1	0	0	.571	0	0	0-0	0	0	0	.000
Cameron Turley	.000	3-1	2	0	0	0	0	0	0	0	.000	1	0	1	0	.333	0	0	0-0	10	1	0	1.000
Micah Carpenter	.000	1-0	1	0	0	0	0	0	0	0	.000	0	0	0	0	.000	0	0	0-0	2	1	0	1.000
Billy Zinnershine	.000	2-0	1	0	0	0	0	0	0	0	.000	1	0	0	0	.500	0	0	0-0	1	2	1	.750
Charlie Benson	.000	6-0	1	1	0	0	0	0	0	0	.000	1	1	1	0	.667	0	0	0-0	3	0	0	1.000
Totals	.264	13	454	76	120	17	3	14	69	185	.407	62	12	92	5	.365	4	7	14-14	363	122	14	.972
Opponents	.239	13	460	50	110	18	0	9	46	155	.337	35	6	135	7	.298	5	5	9-11	343	122	13	.973

LOB - Team (120), Opp (98). DPs turned - Team (8), Opp (5). IBB - Team (5), McCann, K 2, Neuber, C 1, Hall, Co 1, Murray, C 1, Opp (1). Picked off - Wilhite, N 1.

(All games Sorted by Earned run avg)

Player	era	w-l	app	gs	cg	sho	sv	ip	h	r	er	bb	so	2b	3b	hr	b/avg	wp	hp	bk	sfa	sha
Brant Hurter	0.69	0-1	3	2	0	0/0	0	13.0	10	2	1	1	23	1	0	0	.204	0	1	0	0	2
Jonathan Hughes	0.90	0-0	5	0	0	0/0	0	10.0	7	3	1	1	8	1	0	0	.212	0	1	0	1	1
Roedig, C	1.69	1-1	3	3	0	0/0	0	10.2	7	2	2	5	9	0	0	1	.189	0	1	0	0	0
Xzavion Curry	1.80	2-0	3	3	0	0/0	0	15.0	12	4	3	5	20	0	0	1	.211	1	0	0	2	0
Connor Thomas	3.79	1-1	3	3	0	0/0	0	19.0	20	11	8	5	21	8	0	1	.267	1	0	0	0	1
Amos Willingham	4.11	2-0	4	2	0	0/1	0	15.1	16	7	7	3	11	1	0	2	.262	3	0	1	0	0

Joseph Mannelly	0.00	0-0	3	0	0	0/1	0	2.2	2	0	0	0	2	0	0	0	.250	2	0	0	0	0
Jake Brace	0.00	0-0	1	0	0	0/0	0	2.0	1	0	0	0	1	0	0	0	.167	0	1	0	0	0
Will Shirah	0.00	0-0	3	0	0	0/0	0	1.2	2	0	0	2	1	0	0	0	.286	2	0	0	0	0
Robert Winborne	0.00	0-0	1	0	0	0/0	0	1.0	1	0	0	1	0	0	0	0	.250	0	0	0	0	0
Hugh Chapman	2.70	0-0	4	0	0	0/0	0	3.1	4	1	1	2	3	1	0	0	.286	0	0	0	0	0
Keyton Gibson	5.06	1-1	4	0	0	0/0	0	5.1	2	3	3	2	8	0	0	0	.105	0	1	0	1	0
Tristin English	5.40	1-0	5	0	0	0/0	1	8.1	8	5	5	0	8	3	0	1	.258	0	0	0	1	1
Luke Bartnicki	7.20	1-0	6	0	0	0/1	0	5.0	5	4	4	3	8	1	0	0	.250	1	1	0	0	0
Micah Carpenter	7.50	0-0	3	0	0	0/0	0	6.0	10	5	5	3	11	1	0	2	.357	3	0	0	0	0
Walker Barlow	9.00	0-0	1	0	0	0/0	0	1.0	1	1	1	1	0	0	0	0	.250	0	0	0	0	0
Jake Lee	10.80	0-0	2	0	0	0/0	0	1.2	2	2	2	1	1	1	0	1	.286	0	0	0	0	0
Totals	3.20	9-4	13	13	0	1/1	1	121.0	110	50	43	35	135	18	0	9	.239	13	6	1	5	5
Opponents	5.20	4-9	13	13	0	1/1	1	114.1	120	76	66	62	92	17	3	14	.264	17	12	5	4	7

PB - Team (2), McCann, K 1, Taylor, J 1, Opp (3). Pickoffs - Team (1), Hughes, J 1, Opp (1). SBA/ATT - McCann, K (6-7), Willingham (3-4), Taylor, J (2-2), Turley, C (1-2), Roedig, C (1-2), Bartnicki, L (2-2), Hurter, B (1-1), Thomas, C (1-1), Gibson, K (1-1).

STARTING LINEUPS BY BATTING ORDER

Date	Opponent	No. (Time)	Record	1	2	3	4	5	6	7	8	9
2/15	Illinois-Chicago	1 (1)	1-0	Waddell	McCann	English	Murray	Serratos	Co. Hall	A. Wilhite	Guldborg	N. Wilhite
2/16	Richmond	2 (1)	1-1	Waddell	McCann	English	Murray	Serratos	Co. Hall	A. Wilhite	Turley	N. Wilhite
2/16	West Virginia	3 (1)	2-1	Waddell	Murray	English	McCann	Serratos	Co. Hall	A. Wilhite	Guldborg	N. Wilhite
2/22	No. 3 UCLA	3 (2)	3-1	Waddell	Murray	English	McCann	Serratos	Co. Hall	A. Wilhite	Guldborg	N. Wilhite
2/23	No. 3 UCLA	4 (1)	3-2	Murray	Co. Hall	English	McCann	Serratos	Guldborg	A. Wilhite	Webb	N. Wilhite
2/24	No. 3 UCLA	5 (1)	3-3	Murray	Co. Hall	English	McCann	Guldborg	A. Wilhite	Serratos	Webb	N. Wilhite
2/26	Georgia State	6 (1)	4-3	Murray	Guldborg	English	McCann	Serratos	Co. Hall	A. Wilhite	Webb	N. Wilhite
2/27	Georgia State	7 (2)	5-3	Murray	Guldborg	English	McCann	Serratos	Co. Hall	A. Wilhite	Webb	N. Wilhite
3/1	Northwestern	8 (1)	6-3	Murray	Guldborg	English	McCann	Serratos	Co. Hall	A. Wilhite	Waddell	N. Wilhite
3/2	Northwestern [1]	9 (2)	7-3	Murray	Guldborg	English	McCann	Serratos	Co. Hall	A. Wilhite	Waddell	N. Wilhite
3/2	Northwestern [2]	10 (1)	7-4	Murray	Wilhite	English	McCann	Serratos	Co. Hall	Waddell	Taylor	N. Wilhite
3/5	Kennesaw State	11 (1)	8-4	Waddell	Guldborg	English	McCann	Serratos	Co. Hall	A. Wilhite	Murray	N. Wilhite
3/6	Kennesaw State	12 (3)	9-4	Murray	Guldborg	English	McCann	Serratos	Co. Hall	A. Wilhite	Waddell	N. Wilhite

[] game in doubleheader

* ACC games

Children's Healthcare of Atlanta Spring Classic (SunTrust Park)

STARTING LINEUPS BY POSITION

Date	Opponent	No. (Time)	Record	C	1B	2B	3B	SS	LF	CF	RF	DH
2/15	Illinois-Chicago	1 (1)	1-0	McCann	English	Waddell	Serratos	A. Wilhite	Murray	N. Wilhite	Co. Hall	Guldborg
2/16	Richmond	2 (1)	1-1	Turley	English	Waddell	Serratos	A. Wilhite	Murray	N. Wilhite	Co. Hall	McCann
2/16	West Virginia	3 (2)	2-1	McCann	English	Waddell	Serratos	A. Wilhite	Murray	N. Wilhite	Co. Hall	Guldborg
2/22	No. 3 UCLA	4 (3)	3-1	McCann	English	Waddell	Serratos	A. Wilhite	Murray	N. Wilhite	Co. Hall	Guldborg
2/23	No. 3 UCLA	5 (1)	3-2	McCann	English	Webb	Serratos	A. Wilhite	Murray	N. Wilhite	Co. Hall	Guldborg
2/24	No. 3 UCLA	6 (2)	3-3	McCann	English	Webb	Serratos	A. Wilhite	Murray	N. Wilhite	Co. Hall	Guldborg
2/26	Georgia State	7 (3)	4-3	McCann	English	Webb	Serratos	A. Wilhite	Murray	N. Wilhite	Co. Hall	Guldborg
2/27	Georgia State	8 (4)	5-3	McCann	English	Webb	Serratos	A. Wilhite	Murray	N. Wilhite	Co. Hall	Guldborg
3/1	Northwestern	9 (4)	6-3	McCann	English	Waddell	Serratos	A. Wilhite	Murray	N. Wilhite	Co. Hall	Guldborg
3/2	Northwestern [1]	10 (5)	7-3	McCann	English	Waddell	Serratos	A. Wilhite	Murray	N. Wilhite	Co. Hall	Guldborg
3/2	Northwestern [2]	11 (1)	7-4	Taylor	English	Waddell	Serratos	A. Wilhite	Murray	N. Wilhite	Co. Hall	Guldborg
3/5	Kennesaw State	12 (6)	8-4	McCann	English	Waddell	Serratos	A. Wilhite	Murray	N. Wilhite	Co. Hall	Guldborg
3/6	Kennesaw State	13 (7)	9-4	McCann	English	Waddell	Serratos	A. Wilhite	Murray	N. Wilhite	Co. Hall	Guldborg

[] game in doubleheader

* ACC games

Children's Healthcare of Atlanta Spring Classic (SunTrust Park)

2019 GEORGIA TECH BASEBALL ROSTERS

No.	Name	B/T	Position	Height	Weight	Year	Hometown/High School
1	Xzavion Curry	R/R	RHP	5-10	189	Jr.	Atlanta, Ga./Mays
2	Carter Hall	R/R	OF	6-0	181	R-Jr.	Alpharetta, Ga./Wesleyan School
3	Billy Zinnershine	L/R	SS/3B	5-11	160	Fr.	Marietta, Ga./Lassiter
4	Cole Neuber	R/R	OF	6-2	191	So.	Alpharetta, Ga./Johns Creek
5	Colin Hall	L/R	OF	5-11	181	So.	Alpharetta, Ga./Wesleyan School
6	Michael Guldborg	R/R	UTL	6-0	172	So.	Marietta, Ga./Walton
7	Luke Waddell	L/R	3B	5-9	176	So.	Loveland, Ohio/Loveland
8	Jonathan Hughes	R/R	RHP	6-2	198	R-Jr.	Flowery Branch, Ga./Flowery Branch
9	Charlie Benson	S/R	INF	5-11	172	Fr.	Alpharetta, Ga./Marist
10	Chase Murray	L/R	OF	6-0	188	Jr.	Cincinnati, Ohio/Cincinnati Hills Christian Acad.
11	Tristin English	R/R	RHP/1B	6-3	208	R-Jr.	Williamson, Ga./Pike County
14	Austin Wilhite	R/R	SS	5-9	168	Jr.	Buford, Ga./Buford
15	Hugh Chapman	R/R	RHP	6-3	223	So.	Smyrna, Ga./Holy Innocents' Episcopal
16	Kyle McCann	L/R	C/1B	6-2	217	Jr.	Suwanee, Ga./Lambert
18	Cameron Turley	R/R	C	6-4	208	So.	Dacula, Ga./Mill Creek
19	Cort Roedig	R/R	RHP	6-2	192	Fr.	Orlando, Fla./Dr. Phillips
20	Jamie Taylor	R/R	C/3B	6-1	207	So.	Johns Creek, Ga./Marist School
21	Brant Hurter	L/L	LHP	6-6	240	So.	Canton, Ga./Woodstock
22	Baron Radcliff	L/R	OF	6-4	239	So.	Peachtree Corners, Ga./Norcross
23	Oscar Serratos	R/R	3B/RHP	6-3	188	So.	Lawrenceville, Ga./Grayson
24	Jake Lee	R/R	RHP	5-11	175	Sr.	Brooks, Ga./Whitewater
25	Ryan Miller	R/R	INF	6-2	198	Fr.	Atlanta, Ga./Westminster
26	Paxton Rigby	L/R	OF/1B	6-3	204	Jr.	Altamonte Springs, Fla./Lake Brantley
27	Luke Bartnicki	L/L	LHP	6-3	210	Fr.	Marietta, Ga./Walton
28	Walker Barlow	L/L	LHP	6-2	186	Fr.	Pooler, Ga./Benedictine Military
31	Nick Wilhite	L/L	OF	5-9	152	Jr.	Buford, Ga./Buford
32	Joseph Mannelly	L/L	LHP	6-3	212	So.	Atlanta, Ga./Marist School
34	Will Shirah	S/L	LHP	6-2	215	R-Fr.	Blue Ridge, Ga./Fannin County
35	Jackson Webb	S/R	INF	6-0	165	R-Jr.	Roswell, Ga./Johnson Ferry Christian (UCF)
37	Keyton Gibson	R/R	RHP	6-2	209	Sr.	Buford, Ga./Buford
38	Robert Winborne	R/R	RHP	6-2	188	Sr.	Atlanta, Ga./The Lovett School
39	Jake Brace	R/R	RHP	5-11	192	So.	Suwanee, Ga./North Gwinnett
40	Micah Carpenter	R/R	RHP	5-11	193	Sr.	Jefferson, Ga./Jefferson
41	Amos Willingham	R/R	RHP	6-4	217	Jr.	Summerville, Ga./Chattooga (Snead St. CC)
42	Connor Thomas	L/L	LHP	5-11	173	Jr.	Omega, Ga./Tift County
43	Jack Friedman	R/R	RHP	6-1	192	Fr.	Decatur, Ga./Paideia

ALPHABETICAL

No.	Name
28	Walker Barlow
27	Luke Bartnicki
9	Charlie Benson
39	Jake Brace
40	Micah Carpenter
15	Hugh Chapman
1	Xzavion Curry
11	Tristin English
43	Jack Friedman
37	Keyton Gibson
6	Michael Guldborg
2	Carter Hall
5	Colin Hall
8	Jonathan Hughes
21	Brant Hurter
24	Jake Lee
32	Joseph Mannelly
16	Kyle McCann
25	Ryan Miller
10	Chase Murray
4	Cole Neuber
22	Baron Radcliff
26	Paxton Rigby
19	Cort Roedig
23	Oscar Serratos
34	Will Shirah
20	Jamie Taylor
42	Connor Thomas
18	Cameron Turley
7	Luke Waddell
14	Austin Wilhite
31	Nick Wilhite
41	Amos Willingham
38	Robert Winborne
3	Billy Zinnershine

COACHES & STAFF

Head Coach:

Assistant Coach/Pitching:

Assistant Coach/Hitting:

Volunteer Assistant Coach:

Undergraduate Assistant Coach:

Director of Baseball Operations:

Athletic Trainer:

Strength & Conditioning:

Equipment Manager:

17 Danny Hall (Miami, Ohio '77), 26th year at Tech
 36 Jason Howell (North Carolina '02), 7th year
 13 James Ramsey (Florida State '12), 1st year
 30 Dan Jaffe (Pacific '14), 1st year
 Josh Hedding, 1st year
 Nick Scherer (Georgia Tech, '07), 12th year
 Paul Wolkoff (Georgia Tech, '93), 11th year
 Steve Tamborra (Florida State '94), 20th year
 David McDaniel (Liberty, '09), 4th year

BY STATE

Georgia (32)

Walker Barlow Pooler
 Luke Bartnicki Marietta
 Charlie Benson Alpharetta
 Jake Brace Suwanee
 Micah Carpenter Jefferson
 Hugh Chapman Smyrna
 Xzavion Curry Atlanta
 Tristin English Williamson
 Jack Friedman Decatur
 Keyton Gibson Buford
 Michael Guldborg Marietta
 Carter Hall Alpharetta
 Colin Hall Alpharetta
 Jonathan Hughes Flowery Branch
 Brant Hurter Canton

Jake Lee Brooks
 Joseph Mannelly Atlanta
 Kyle McCann Suwanee
 Ryan Miller Atlanta
 Cole Neuber Alpharetta
 Baron Radcliff Peachtree Corners
 Oscar Serratos Lawrenceville
 Will Shirah Blue Ridge
 Jamie Taylor Johns Creek
 Connor Thomas Omega
 Cameron Turley Dacula
 Jackson Webb Roswell
 Austin Wilhite Buford
 Nick Wilhite Buford
 Amos Willingham Summerville
 Robert Winborne Atlanta
 Billy Zinnershine Marietta

Florida (1)

Paxton Rigby Altamonte Springs
 Cort Roedig Orlando

Ohio (2)

Chase Murray Cincinnati
 Luke Waddell Loveland

BY CLASS

Seniors (4): Carpenter, Gibson, Lee, Winborne

Juniors (12): Curry, English*, Ca. Hall*, Hughes*, McCann, Murray, Rigby, Thomas, Webb*, A. Wilhite, N. Wilhite, Willingham

Sophomores (12): Brace, Chapman, Guldborg, Co. Hall, Hurter, Mannelly, Neuber, Radcliff, Serratos, Taylor, Turley, Waddell

Freshmen (8): Barlow, Bartnicki, Benson, Friedman, Miller, Roedig, Shirah*, Zinnershine
 * redshirt



#1 Xzavion Curry
RHP/SS • R/R • 5-10 • 183
Junior



#2 Carter Hall
OF/INF • R/R • 6-0 • 181
Redshirt Junior



#3 Billy Zinnershine
SS • L/R • 5-11 • 170
Freshman



#4 Cole Neuber
RHP/OF • R/R • 6-2 • 189
Sophomore



#5 Colin Hall
OF • L/R • 5-11 • 178
Sophomore



#6 Michael Guldberg
INF/OF • R/R • 6-0 • 168
Sophomore



#7 Luke Waddell
INF • L/R • 5-9 • 171
Sophomore



#8 Jonathan Hughes
RHP • R/R • 6-2 • 190
Redshirt Junior



#9 Charlie Benson
INF • S/R • 5-11 • 175
Freshman



#10 Chase Murray
OF • L/R • 6-0 • 189
Junior



#11 Tristin English
RHP/1B • R/R • 6-3 • 214
Redshirt Junior



#14 Austin Wilhite
INF • R/R • 5-9 • 171
Junior



#15 Hugh Chapman
RHP • R/R • 6-3 • 213
Sophomore



#16 Kyle McCann
C/1B • L/R • 6-2 • 217
Junior



#18 Cameron Turley
C/RHP • R/R • 6-4 • 201
Sophomore



#19 Cort Roedig
RHP • R/R • 6-2 • 180
Freshman



#20 Jamie Taylor
C/RHP • R/R • 6-1 • 197
Sophomore



#21 Brant Hurter
LHP • L/L • 6-6 • 228
Sophomore



#22 Baron Radcliff
OF • L/R • 6-4 • 228
Sophomore




#23 Oscar Serratos
INF/RHP • R/R • 6-3 • 183
Sophomore



#24 Jake Lee
RHP • R/R • 5-11 • 175
Senior



#25 Ryan Miller
OF/INF • R/R • 6-2 • 195
Freshman



#26 Paxton Rigby
OF/1B • L/R • 6-3 • 203
Junior



#27 Luke Bartnicki
LHP • L/L • 6-3 • 210
Freshman



#28 Walker Barlow
LHP • L/L • 6-2 • 200
Freshman



#31 Nick Wilhite
OF/LHP • L/L • 5-9 • 150
Junior



#32 Joseph Mannelly
LHP • L/L • 6-3 • 212
Sophomore



#34 Will Shirah
LHP/OF • S/L • 6-2 • 195
Redshirt Freshman




#35 Jackson Webb
INF • S/R • 6-0 • 175
Redshirt Junior



#37 Keyton Gibson
LHP • L/L • 6-2 • 207
Senior



#38 Robert Winborne
RHP • R/R • 6-2 • 192
Senior



#39 Jake Brace
RHP • R/R • 5-11 • 182
Sophomore



#40 Micah Carpenter
RHP • R/R • 5-11 • 192
Senior



#41 Amos Willingham
RHP • R/R • 6-4 • 220
Junior



#42 Connor Thomas
LHP • L/L • 5-11 • 175
Junior



#43 Jack Friedman
RHP • R/R • 6-1 • 210
Freshman



#17 Danny Hall
Head Coach



#36 Jason Howell
Assistant Coach
Pitching



#13 James Ramsey
Assistant Coach
Hitting



#30 Dan Jaffe
Volunteer Assistant
Coach

2019 Georgia Tech Baseball
Game Results for Georgia Tech (as of Mar 06, 2019)
(All games)

Date	Opponent		Score	Inns	Overall	ACC	Pitcher of record	Attend	Time
Feb 15, 2019	ILLINOIS-CHICAGO	w	6-3	9	1-0-0	0-0-0	Curry, X (W 1-0)	1017	2:45
Feb 16, 2019	RICHMOND	L	1-7	9	1-1-0	0-0-0	Roedig, C (L 0-1)	1240	3:28
Feb 16, 2019	WEST VIRGINIA	w	5-4	(11)	2-1-0	0-0-0	Bartnicki, L (W 1-0)	1163	3:20
Feb 22, 2019	#3 UCLA	w	4-3	(11)	3-1-0	0-0-0	English, T (W 1-0)	1134	3:28
Feb 23, 2019	#3 UCLA	L	2-8	9	3-2-0	0-0-0	Thomas, C (L 0-1)	1251	3:14
Feb 24, 2019	#3 UCLA	L	0-6	9	3-3-0	0-0-0	Hurter, B (L 0-1)	1501	3:23
Feb 26, 2019	GEORGIA STATE	w	7-3	9	4-3-0	0-0-0	Gibson, K (W 1-0)	731	3:04
Feb 27, 2019	at Georgia State	w	10-0	9	5-3-0	0-0-0	Willingham (W 1-0)	243	2:46
Mar 01, 2019	NORTHWESTERN	w	12-1	9	6-3-0	0-0-0	Curry, X (W 2-0)	880	3:11
Mar 02, 2019	NORTHWESTERN-1	w	9-2	9	7-3-0	0-0-0	Thomas, C (W 1-1)	1129	2:40
Mar 02, 2019	NORTHWESTERN-2	L	1-5	9	7-4-0	0-0-0	Gibson, K (L 1-1)	1131	2:41
Mar 05, 2019	at Kennesaw State	w	10-7	9	8-4-0	0-0-0	Willingham (W 2-0)	302	3:25
Mar 06, 2019	KENNESAW STATE	w	9-1	9	9-4-0	0-0-0	Roedig, C (W 1-1)	635	2:51

* = Conference game

() extra inning game

2019 Georgia Tech Baseball
Overall Statistics for Georgia Tech (as of Mar 06, 2019)
(All games Sorted by Batting avg)

Record: 9-4 Home: 7-4 Away: 2-0 ACC: 0-0

Player	avg	gp-gs	ab	r	h	2b	3b	hr	rbi	tb	slg%	bb	hp	so	gdp	ob%	sf	sh	sb-att	po	a	e	fld%
Michael Guldborg	.429	12-11	35	7	15	0	0	0	8	15	.429	4	0	0	0	.475	1	2	1-1	0	0	0	.000
Kyle McCann	.388	13-13	49	15	19	2	0	9	21	48	.980	11	0	12	0	.500	0	0	0-0	93	13	1	.991
Nick Wilhite	.304	13-13	46	5	14	1	0	0	6	15	.326	4	0	5	0	.360	0	1	3-3	34	0	0	1.000
Austin Wilhite	.289	13-13	45	6	13	2	1	0	8	17	.378	9	0	14	1	.400	1	0	2-2	15	37	1	.981
Oscar Serratos	.269	13-13	52	10	14	0	1	2	7	22	.423	3	1	10	1	.321	0	0	1-1	6	22	7	.800
Colin Hall	.229	13-13	48	3	11	6	0	0	3	17	.354	3	0	8	0	.275	0	1	0-0	22	0	0	1.000
Tristin English	.213	13-13	47	10	10	2	1	1	5	17	.362	5	7	7	1	.367	1	0	0-0	89	7	1	.990
Luke Waddell	.212	9-9	33	6	7	3	0	1	6	13	.394	6	1	5	0	.350	0	1	2-2	12	17	0	1.000
Chase Murray	.211	13-13	57	10	12	1	0	1	3	16	.281	5	0	12	2	.274	0	0	2-2	25	1	0	1.000

Jackson Webb	.273	9-4	11	1	3	0	0	0	1	3	.273	1	1	4	0	.385	0	2	2-2	12	9	0	1.000
Paxton Rigby	.200	5-0	5	0	1	0	0	0	1	1	.200	0	0	0	0	.167	1	0	0-0	0	0	0	.000
Baron Radcliff	.125	10-0	8	2	1	0	0	0	0	1	.125	4	0	6	0	.417	0	0	1-1	7	0	0	1.000
Jamie Taylor	.000	4-1	6	0	0	0	0	0	0	0	.000	1	0	3	0	.143	0	0	0-0	26	1	0	1.000
Ryan Miller	.000	4-0	4	0	0	0	0	0	0	0	.000	0	0	4	0	.000	0	0	0-0	4	0	0	1.000
Cole Neuber	.000	6-0	3	0	0	0	0	0	0	0	.000	3	1	0	0	.571	0	0	0-0	0	0	0	.000
Cameron Turley	.000	3-1	2	0	0	0	0	0	0	0	.000	1	0	1	0	.333	0	0	0-0	10	1	0	1.000
Micah Carpenter	.000	1-0	1	0	0	0	0	0	0	0	.000	0	0	0	0	.000	0	0	0-0	2	1	0	1.000
Billy Zinnershine	.000	2-0	1	0	0	0	0	0	0	0	.000	1	0	0	0	.500	0	0	0-0	1	2	1	.750
Charlie Benson	.000	6-0	1	1	0	0	0	0	0	0	.000	1	1	1	0	.667	0	0	0-0	3	0	0	1.000
Totals	.264	13	454	76	120	17	3	14	69	185	.407	62	12	92	5	.365	4	7	14-14	363	122	14	.972
Opponents	.239	13	460	50	110	18	0	9	46	155	.337	35	6	135	7	.298	5	5	9-11	343	122	13	.973

LOB - Team (120), Opp (98). DP's turned - Team (8), Opp (5). IBB - Team (5), McCann, K 2, Neuber, C 1, Hall, Co 1, Murray, C 1, Opp (1). Picked off - Wilhite, N 1.

(All games Sorted by Earned run avg)

Player	era	w-l	app	gs	cq	sho	sv	ip	h	r	er	bb	so	2b	3b	hr	b/avg	wp	hp	bk	sfa	sha
Brant Hurter	0.69	0-1	3	2	0	0/0	0	13.0	10	2	1	1	23	1	0	0	.204	0	1	0	0	2
Jonathan Hughes	0.90	0-0	5	0	0	0/0	0	10.0	7	3	1	1	8	1	0	0	.212	0	1	0	1	1
Roedig, C	1.69	1-1	3	3	0	0/0	0	10.2	7	2	2	5	9	0	0	1	.189	0	1	0	0	0
Xzavion Curry	1.80	2-0	3	3	0	0/0	0	15.0	12	4	3	5	20	0	0	1	.211	1	0	0	2	0
Connor Thomas	3.79	1-1	3	3	0	0/0	0	19.0	20	11	8	5	21	8	0	1	.267	1	0	0	0	1
Amos Willingham	4.11	2-0	4	2	0	0/1	0	15.1	16	7	7	3	11	1	0	2	.262	3	0	1	0	0

Joseph Mannelly	0.00	0-0	3	0	0	0/1	0	2.2	2	0	0	0	2	0	0	0	.250	2	0	0	0	0
Jake Brace	0.00	0-0	1	0	0	0/0	0	2.0	1	0	0	0	1	0	0	0	.167	0	1	0	0	0
Will Shirah	0.00	0-0	3	0	0	0/0	0	1.2	2	0	0	2	1	0	0	0	.286	2	0	0	0	0
Robert Winborne	0.00	0-0	1	0	0	0/0	0	1.0	1	0	0	1	0	0	0	0	.250	0	0	0	0	0
Hugh Chapman	2.70	0-0	4	0	0	0/0	0	3.1	4	1	1	2	3	1	0	0	.286	0	0	0	0	0
Keyton Gibson	5.06	1-1	4	0	0	0/0	0	5.1	2	3	3	2	8	0	0	0	.105	0	1	0	1	0
Tristin English	5.40	1-0	5	0	0	0/0	1	8.1	8	5	5	0	8	3	0	1	.258	0	0	0	1	1
Luke Bartnicki	7.20	1-0	6	0	0	0/1	0	5.0	5	4	4	3	8	1	0	0	.250	1	1	0	0	0
Micah Carpenter	7.50	0-0	3	0	0	0/0	0	6.0	10	5	5	3	11	1	0	2	.357	3	0	0	0	0
Walker Barlow	9.00	0-0	1	0	0	0/0	0	1.0	1	1	1	1	0	0	0	0	.250	0	0	0	0	0
Jake Lee	10.80	0-0	2	0	0	0/0	0	1.2	2	2	2	1	1	1	0	1	.286	0	0	0	0	0
Totals	3.20	9-4	13	13	0	1/1	1	121.0	110	50	43	35	135	18	0	9	.239	13	6	1	5	5
Opponents	5.20	4-9	13	13	0	1/1	1	114.1	120	76	66	62	92	17	3	14	.264	17	12	5	4	7

PB - Team (2), McCann, K 1, Taylor, J 1, Opp (3). Pickoffs - Team (1), Hughes, J 1, Opp (1). SBA/ATT - McCann, K (6-7), Willingham (3-4), Taylor, J (2-2), Turley, C (1-2), Roedig, C (1-2), Bartnicki, L (2-2), Hurter, B (1-1), Thomas, C (1-1), Gibson, K (1-1).

2019 Georgia Tech Baseball
Overall Statistics for Georgia Tech (as of Mar 06, 2019)
(All games Sorted by Fielding pct)

Player	c	po	a	e	fld%	dp	sba	csb	sba%	pb	ci
Nick Wilhite	34	34	0	0	1.000	0	0	0	.000	0	0
Luke Waddell	29	12	17	0	1.000	6	0	0	.000	0	0
Jamie Taylor	27	26	1	0	1.000	0	2	0	1.000	1	0
Chase Murray	26	25	1	0	1.000	0	0	0	.000	0	0
Colin Hall	22	22	0	0	1.000	0	0	0	.000	0	0
Jackson Webb	21	12	9	0	1.000	2	0	0	.000	0	0
Cameron Turley	11	10	1	0	1.000	0	1	1	.500	0	0
Baron Radcliff	7	7	0	0	1.000	0	0	0	.000	0	0
Amos Willingham	4	1	3	0	1.000	0	3	1	.750	0	0
Ryan Miller	4	4	0	0	1.000	0	0	0	.000	0	0
Charlie Benson	3	3	0	0	1.000	0	0	0	.000	0	0
Micah Carpenter	3	2	1	0	1.000	0	0	0	.000	0	0
Connor Thomas	2	0	2	0	1.000	0	1	0	1.000	0	0
Brant Hurter	2	0	2	0	1.000	0	1	0	1.000	0	0
Robert Winborne	1	0	1	0	1.000	0	0	0	.000	0	0
Joseph Mannelly	1	1	0	0	1.000	0	0	0	.000	0	0
Kyle McCann	107	93	13	1	.991	0	6	1	.857	1	0
Tristin English	97	89	7	1	.990	7	0	0	.000	0	0
Austin Wilhite	53	15	37	1	.981	6	0	0	.000	0	0
Oscar Serratos	35	6	22	7	.800	0	0	0	.000	0	0
Billy Zinnershine	4	1	2	1	.750	0	0	0	.000	0	0
Roedig, C	3	0	2	1	.667	0	1	1	.500	0	0
Jonathan Hughes	2	0	1	1	.500	0	0	0	.000	0	0
Xzavion Curry	1	0	0	1	.000	0	0	0	.000	0	0
Luke Bartnicki	0	0	0	0	.000	0	2	0	1.000	0	0
Jake Brace	0	0	0	0	.000	0	0	0	.000	0	0
Keyton Gibson	0	0	0	0	.000	0	1	0	1.000	0	0
Hugh Chapman	0	0	0	0	.000	0	0	0	.000	0	0
Michael Guldberg	0	0	0	0	.000	0	0	0	.000	0	0
Jake Lee	0	0	0	0	.000	0	0	0	.000	0	0
Walker Barlow	0	0	0	0	.000	0	0	0	.000	0	0
Cole Neuber	0	0	0	0	.000	0	0	0	.000	0	0
Paxton Rigby	0	0	0	0	.000	0	0	0	.000	0	0
Will Shirah	0	0	0	0	.000	0	0	0	.000	0	0
Totals	499	363	122	14	.972	8	9	2	.818	2	0
Opponents	478	343	122	13	.973	5	14	0	1.000	3	0

Hitting minimums - 1 Games 1.5 AB/Game

Pitching minimums - 1 Games 0.8 IP/Game

2019 Georgia Tech Baseball
Games Summary for Georgia Tech (as of Mar 06, 2019)
(All games)

Score by innings	1	2	3	4	5	6	7	8	9	EX	Total
Georgia Tech	6	7	11	15	11	7	12	5	0	2	76
Opponents	0	4	6	3	6	4	9	12	6	0	50

Record when ...											
Overall	9-4							After 6 leading	8-0		
Conference	0-0						 trailing	0-3		
Non-Conference	9-4						 tied	1-1		
Home games	7-4							After 7 leading	8-1		
Away games	2-0						 trailing	0-3		
Neutral site	0-0						 tied	1-0		
Day games	9-3							After 8 leading	7-0		
Night games	0-1						 trailing	0-4		
vs Left starter	1-1						 tied	2-0		
vs Right starter	8-3										
1-Run games	2-0							Hit 0 home runs	1-4		
2-Run games	0-0							... 1 home run	3-0		
5+Run games	4-3							... 2+ home runs	5-0		
Extra innings	2-0										
Shutouts	1-1							Opponent 0 home runs	5-1		
							 1 home run	4-1		
Scoring 0-2 runs	0-4						 2+ HRs	0-2		
..... 3-5 runs	2-0										
..... 6-9 runs	4-0							Made 0 errors	5-1		
..... 10+ runs	3-0						 1 error	2-1		
							 2+ errors	2-2		
Opponent 0-2 runs	4-0										
..... 3-5 runs	4-1							Opp. made 0 errors	3-2		
..... 6-9 runs	1-3						 1 error	1-2		
..... 10+ runs	0-0						 2+ errors	5-0		
Scored in 1st inning	3-1							Out-hit opponent	8-0		
Opp. scored in 1st	0-0							Out-hit by opponent	1-4		
Scores first	8-2							Hits are tied	0-0		
Opp. scores first	1-2										

Record when team scores:											
Runs	0	1	2	3	4	5	6	7	8	9	10+
W-L	0-1	0-2	0-1	0-0	1-0	1-0	1-0	1-0	0-0	2-0	3-0

Record when opponent scores:											
Runs	0	1	2	3	4	5	6	7	8	9	10+
W-L	1-0	2-0	1-0	3-0	1-0	0-1	0-1	1-1	0-1	0-0	0-0

Record when leading after:											
Inn.	1	2	3	4	5	6	7	8			
W-L	3-1	7-0	8-0	8-0	9-0	8-0	8-1	7-0			

Record when trailing after:											
Inn.	1	2	3	4	5	6	7	8			
W-L	0-0	0-2	1-2	0-2	0-3	0-3	0-3	0-4			

Record when tied after:											
Inn.	1	2	3	4	5	6	7	8			
W-L	6-3	2-2	0-2	1-2	0-1	1-1	1-0	2-0			

Current winning streak: 2
Longest winning streak: 4
Longest losing streak: 2

Home attendance : 11812 (11 dates avg = 1073)
Away attendance : 545 (2 dates avg = 272)
Total attendance: 12357 (13 dates avg = 950)

2019 Georgia Tech Baseball
Team Game-by-Game for Georgia Tech (as of Mar 06, 2019)
Batting (All games)

Date	Opponent	ab	r	h	rbi	2b	3b	hr	tb	bb	ibb	sb	cs	hbp	sac	sf	gdp	k	po	a	e	lob	avg
Feb 15	ILLINOIS-CHICAGO	33	6	10	6	1	0	3	20	4	1	1	0	2	0	1	0	5	27	4	1	10	.303
Feb 16	RICHMOND	32	1	5	0	1	1	0	8	7	0	1	0	1	0	0	0	5	27	13	1	12	.231
Feb 16	WEST VIRGINIA	40	5	10	4	2	0	1	15	4	2	0	0	1	0	0	1	5	33	12	5	9	.238
Feb 22	UCLA	35	4	7	4	1	0	2	14	3	1	0	0	0	1	1	0	11	33	15	1	6	.229
Feb 23	UCLA	29	2	4	2	1	0	0	5	5	0	0	0	0	1	1	1	8	27	10	0	7	.213
Feb 24	UCLA	31	0	4	0	1	0	0	5	4	0	1	0	1	1	0	0	9	27	8	2	10	.200
Feb 26	GEORGIA STATE	36	7	10	6	0	0	0	10	6	0	4	0	1	0	0	0	5	27	10	0	12	.212
Feb 27	at Georgia State	39	10	13	10	2	0	2	21	8	0	2	0	2	0	0	0	10	27	7	0	12	.229
Mar 01	NORTHWESTERN	39	12	16	12	4	1	2	28	4	0	1	0	3	1	0	0	7	27	8	2	11	.252
Mar 02	NORTHWESTERN	33	9	10	7	1	0	1	14	6	0	0	0	1	1	0	1	3	27	11	0	8	.256
Mar 02	NORTHWESTERN	32	1	6	1	1	1	0	9	0	0	0	0	0	0	0	1	12	27	9	2	4	.251
Mar 05	at Kennesaw State	42	10	14	9	1	0	1	18	6	1	1	0	0	1	0	0	9	27	7	0	12	.259
Mar 06	KENNESAW STATE	33	9	11	8	1	0	2	18	5	0	3	0	0	1	1	1	3	27	8	0	7	.264
Totals		454	76	120	69	17	3	14	185	62	5	14	0	12	7	4	5	92	363	122	14	120	.264

2019 Georgia Tech Baseball
Team Game-by-Game for Georgia Tech (as of Mar 06, 2019)
Pitching (All games)

Date	Opponent	ip	h	r	er	bb	so	2b	3b	hr	wp	bk	hbp	dp	ibb	score	w-l	sv	era
Feb 15	ILLINOIS-CHICAGO	9.0	6	3	3	1	14	0	0	1	0	0	1	1	0	6-3	1-0	1	3.00
Feb 16	RICHMOND	9.0	13	7	7	6	7	1	0	2	2	0	0	0	0	1-7	1-1	1	5.00
Feb 16	WEST VIRGINIA	11.0	6	4	1	2	18	2	0	1	0	0	0	0	0	5-4	2-1	1	3.41
Feb 22	UCLA	11.0	9	3	2	5	8	0	0	0	1	0	0	1	0	4-3	3-1	1	2.92
Feb 23	UCLA	9.0	13	8	8	2	7	4	0	2	2	1	0	0	1	2-8	3-2	1	3.86
Feb 24	UCLA	9.0	12	6	3	3	11	3	0	1	0	0	3	1	0	0-6	3-3	1	3.72
Feb 26	GEORGIA STATE	9.0	6	3	3	2	6	1	0	1	0	0	0	0	0	7-3	4-3	1	3.63
Feb 27	at Georgia State	9.0	6	0	0	0	10	1	0	0	2	0	0	0	0	10-0	5-3	1	3.20
Mar 01	NORTHWESTERN	9.0	5	1	1	4	8	0	0	0	0	0	1	2	0	12-1	6-3	1	2.96
Mar 02	NORTHWESTERN	9.0	7	2	2	2	8	3	0	0	1	0	0	2	0	9-2	7-3	1	2.87
Mar 02	NORTHWESTERN	9.0	10	5	5	1	14	2	0	0	0	0	0	0	0	1-5	7-4	1	3.06
Mar 05	at Kennesaw State	9.0	12	7	7	4	13	1	0	1	4	0	0	0	0	10-7	8-4	1	3.38
Mar 06	KENNESAW STATE	9.0	5	1	1	3	11	0	0	0	1	0	1	1	0	9-1	9-4	1	3.20
Totals		121.0	110	50	43	35	135	18	0	9	13	1	6	8	1	76-50	9-4	1	3.20

Record: 9-4 Home: 7-4 Away: 2-0 ACC: 0-0

(All games Sorted by Earned run avg)

[illegible]

(All games Sorted by Fielding pct)

Player	SEASON										CAREER									
	CH	PO	A	E	Fld%	SBA	CSB	SBA%	PB	CI	Ch	PO	A	E	Fld%	SBA	CSB	SBA%	PB	CI
Nick Wilhite	34	34	0	0	1.000	0	0	.000	0	0	174	165	6	3	.983	0	0	.000	0	0
Luke Waddell	29	12	17	0	1.000	0	0	.000	0	0	122	30	83	9	.926	0	0	.000	0	0
Jamie Taylor	27	26	1	0	1.000	2	0	1.000	1	0	29	27	2	0	1.000	2	0	1.000	1	0
Chase Murray	26	25	1	0	1.000	0	0	.000	0	0	193	183	6	4	.979	0	0	.000	0	0
Colin Hall	22	22	0	0	1.000	0	0	.000	0	0	113	107	5	1	.991	0	0	.000	0	0
Jackson Webb	21	12	9	0	1.000	0	0	.000	0	0	21	12	9	0	1.000	0	0	.000	0	0
Cameron Turley	11	10	1	0	1.000	1	1	.500	0	0	22	21	1	0	1.000	1	1	.500	2	0
Baron Radcliff	7	7	0	0	1.000	0	0	.000	0	0	47	44	1	2	.957	0	0	.000	0	0
Amos Willingham	4	1	3	0	1.000	3	1	.750	0	0	4	1	3	0	1.000	3	1	.750	0	0
Ryan Miller	4	4	0	0	1.000	0	0	.000	0	0	4	4	0	0	1.000	0	0	.000	0	0
Micah Carpenter	3	2	1	0	1.000	0	0	.000	0	0	20	9	8	3	.850	2	1	.667	0	0
Charlie Benson	3	3	0	0	1.000	0	0	.000	0	0	3	3	0	0	1.000	0	0	.000	0	0
Brant Hurter	2	0	2	0	1.000	1	0	1.000	0	0	10	1	7	2	.800	7	1	.875	0	0
Connor Thomas	2	0	2	0	1.000	1	0	1.000	0	0	22	2	17	3	.864	3	1	.750	0	0
Robert Winborne	1	0	1	0	1.000	0	0	.000	0	0	10	3	7	0	1.000	1	3	.250	0	0
Joseph Mannelly	1	1	0	0	1.000	0	0	.000	0	0	1	1	0	0	1.000	0	0	.000	0	0
Kyle McCann	107	93	13	1	.991	6	1	.857	1	0	710	648	51	11	.985	19	8	.704	8	0
Tristin English	97	89	7	1	.990	0	0	.000	0	0	779	712	60	7	.991	2	1	.667	0	0
Austin Wilhite	53	15	37	1	.981	0	0	.000	0	0	547	196	322	29	.947	0	0	.000	0	0
Oscar Serratos	35	6	22	7	.800	0	0	.000	0	0	124	35	70	19	.847	0	0	.000	0	0
Billy Zinnershine	4	1	2	1	.750	0	0	.000	0	0	4	1	2	1	.750	0	0	.000	0	0
Roedig, C	3	0	2	1	.667	1	1	.500	0	0	3	0	2	1	.667	1	1	.500	0	0
Jonathan Hughes	2	0	1	1	.500	0	0	.000	0	0	22	7	14	1	.955	0	2	.000	0	0
Xzavion Curry	1	0	0	1	.000	0	0	.000	0	0	24	6	14	4	.833	7	3	.700	0	0
Will Shirah	0	0	0	0	.000	0	0	.000	0	0	0	0	0	0	.000	0	0	.000	0	0
Luke Bartnicki	0	0	0	0	.000	2	0	1.000	0	0	0	0	0	0	.000	2	0	1.000	0	0
Jake Brace	0	0	0	0	.000	0	0	.000	0	0	0	0	0	0	.000	0	0	.000	0	0
Walker Barlow	0	0	0	0	.000	0	0	.000	0	0	0	0	0	0	.000	0	0	.000	0	0
Jake Lee	0	0	0	0	.000	0	0	.000	0	0	22	5	16	1	.955	12	2	.857	0	0
Keyton Gibson	0	0	0	0	.000	1	0	1.000	0	0	26	3	18	5	.808	8	8	.500	0	0
Hugh Chapman	0	0	0	0	.000	0	0	.000	0	0	5	3	2	0	1.000	0	0	.000	0	0
Cole Neuber	0	0	0	0	.000	0	0	.000	0	0	4	4	0	0	1.000	0	0	.000	0	0
Michael Guldberg	0	0	0	0	.000	0	0	.000	0	0	28	26	1	1	.964	0	0	.000	0	0
Paxton Rigby	0	0	0	0	.000	0	0	.000	0	0	14	12	2	0	1.000	0	0	.000	0	0
Totals	499	363	122	14	.972	9	2	.818	2	0										
Opponents	478	343	122	13	.973	14	0	1.000	3	0										

2019 Georgia Tech Baseball

Individual Game-by-Game for Georgia Tech (as of Mar 06, 2019)

#28 Walker Barlow - 1 appearance (All games)

Date	Opponent	GS	IP	H	R	ER	BB	SO	2B	3B	HR	WP	BK	HBP	IBB	Score	W-L	Sv	ERA	NP
Mar 01	NORTHWESTERN		1.0	1	1	1	1	0	0	0	0	0	0	0	0	12-1	0-0	0	9.00	19
Totals		0	1.0	1	1	1	1	0	0	0	0	0	0	0	0	12-1	0-0	0	9.00	-

#27 Luke Bartnicki - 6 appearances (All games)

Date	Opponent	GS	IP	H	R	ER	BB	SO	2B	3B	HR	WP	BK	HBP	IBB	Score	W-L	Sv	ERA	NP
Feb 16	WEST VIRGINIA		0.1	0	0	0	0	1	0	0	0	0	0	0	0	5-4	1-0	0	0.00	6
Feb 22	UCLA		0.1	1	1	1	1	0	0	0	0	0	0	0	0	4-3	1-0	0	13.50	7
Feb 24	UCLA		0.0	0	0	0	0	0	0	0	0	0	0	1	0	0-6	1-0	0	13.50	5
Feb 27	at Georgia State		2.0	1	0	0	0	3	1	0	0	0	0	0	0	10-0	1-0	0	3.38	26
Mar 02	NORTHWESTERN-2		0.2	1	0	0	0	1	0	0	0	0	0	0	0	1-5	1-0	0	2.70	12
Mar 05	at Kennesaw State		1.2	2	3	3	2	3	0	0	0	1	0	0	0	10-7	1-0	0	7.20	42
Totals		0	5.0	5	4	4	3	8	1	0	0	1	0	1	0	30-25	1-0	0	7.20	-

#9 Charlie Benson - 6 games (All games)

Date	Opponent	Pos	AB	R	H	RBI	2B	3B	HR	BB	SB	CS	HBP	SAC	SF	GDP	K	PO	A	E	Avg
Feb 22	UCLA	2b	0	0	0	0	0	0	0	0	0	0	0	0	0	0	0	2	0	0	.000
Feb 24	UCLA	2b	0	0	0	0	0	0	0	1	0	0	0	0	0	0	0	0	0	0	.000
Feb 27	at Georgia State	ph/3b	0	1	0	0	0	0	0	0	0	0	1	0	0	0	0	1	0	0	.000
Mar 01	NORTHWESTERN	3b	1	0	0	0	0	0	0	0	0	0	0	0	0	0	1	0	0	0	.000
Mar 05	at Kennesaw State	3b	0	0	0	0	0	0	0	0	0	0	0	0	0	0	0	0	0	0	.000
Mar 06	KENNESAW STATE	3b	0	0	0	0	0	0	0	0	0	0	0	0	0	0	0	0	0	0	.000
Totals		Ogs	1	1	0	0	0	0	0	1	0	0	1	0	0	0	1	3	0	0	.000

On base pct. .667 • Slugging pct. .000

#39 Jake Brace - 1 appearance (All games)

Date	Opponent	GS	IP	H	R	ER	BB	SO	2B	3B	HR	WP	BK	HBP	IBB	Score	W-L	Sv	ERA	NP
Mar 01	NORTHWESTERN		2.0	1	0	0	0	1	0	0	0	0	0	1	0	12-1	0-0	0	0.00	27
Totals		0	2.0	1	0	0	0	1	0	0	0	0	0	1	0	12-1	0-0	0	0.00	-

#40 Micah Carpenter - 2 games (All games)

Date	Opponent	Pos	AB	R	H	RBI	2B	3B	HR	BB	SB	CS	HBP	SAC	SF	GDP	K	PO	A	E	Avg
Feb 16	RICHMOND	p	0	0	0	0	0	0	0	0	0	0	0	0	0	0	0	2	1	0	.000
Mar 01	NORTHWESTERN	of	1	0	0	0	0	0	0	0	0	0	0	0	0	0	0	0	0	0	.000
Totals		Ogs	1	0	0	0	0	0	0	0	0	0	0	0	0	0	0	2	1	0	.000

On base pct. .000 • Slugging pct. .000

#40 Micah Carpenter - 3 appearances (All games)

Date	Opponent	GS	IP	H	R	ER	BB	SO	2B	3B	HR	WP	BK	HBP	IBB	Score	W-L	Sv	ERA	NP
Feb 16	RICHMOND		3.0	3	1	1	2	4	0	0	0	0	0	0	0	1-7	0-0	0	3.00	54
Feb 23	UCLA		0.2	2	1	1	0	0	0	0	1	0	0	0	0	2-8	0-0	0	4.91	10
Mar 05	at Kennesaw State		2.1	5	3	3	1	7	1	0	1	3	0	0	0	10-7	0-0	0	7.50	56
Totals		0	6.0	10	5	5	3	11	1	0	2	3	0	0	0	13-22	0-0	0	7.50	-

2019 Georgia Tech Baseball Individual Game-by-Game for Georgia Tech (as of Mar 06, 2019)

#15 Hugh Chapman - 4 appearances (All games)

Date	Opponent	GS	IP	H	R	ER	BB	SO	2B	3B	HR	WP	BK	HBP	IBB	Score	W-L	Sv	ERA	NP
Feb 23	UCLA		1.0	1	0	0	0	0	1	0	0	0	0	0	0	2-8	0-0	0	0.00	14
Feb 24	UCLA		0.1	0	0	0	0	0	0	0	0	0	0	0	0	0-6	0-0	0	0.00	4
Mar 02	NORTHWESTERN-2		0.2	1	0	0	0	0	0	0	0	0	0	0	0	1-5	0-0	0	0.00	12
Mar 06	KENNESAW STATE		1.1	2	1	1	2	3	0	0	0	0	0	0	0	9-1	0-0	0	2.70	42
Totals		0	3.1	4	1	1	2	3	1	0	0	0	0	0	0	12-20	0-0	0	2.70	-

#1 Xzavion Curry - 1 game (All games)

Date	Opponent	Pos	AB	R	H	RBI	2B	3B	HR	BB	SB	CS	HBP	SAC	SF	GDP	K	PO	A	E	Avg
Feb 22	UCLA	*p	0	0	0	0	0	0	0	0	0	0	0	0	0	0	0	0	0	1	.000
Totals		1gs	0	0	0	0	0	0	0	0	0	0	0	0	0	0	0	0	0	1	.000

On base pct. .000 • Slugging pct. .000

#1 Xzavion Curry - 3 appearances (All games)

Date	Opponent	GS	IP	H	R	ER	BB	SO	2B	3B	HR	WP	BK	HBP	IBB	Score	W-L	Sv	ERA	NP
Feb 15	ILLINOIS-CHICAGO	*	5.0	5	2	2	0	9	0	0	1	0	0	0	0	6-3	1-0	0	3.60	88
Feb 22	UCLA	*	5.0	5	2	1	3	4	0	0	0	1	0	0	0	4-3	1-0	0	2.70	91
Mar 01	NORTHWESTERN	*	5.0	2	0	0	2	7	0	0	0	0	0	0	0	12-1	2-0	0	1.80	93
Totals		3	15.0	12	4	3	5	20	0	0	1	1	0	0	0	22-7	2-0	0	1.80	-

#11 Tristin English - 13 games (All games)

Date	Opponent	Pos	AB	R	H	RBI	2B	3B	HR	BB	SB	CS	HBP	SAC	SF	GDP	K	PO	A	E	Avg
Feb 15	ILLINOIS-CHICAGO	*1b/p	3	1	0	1	0	0	0	1	0	0	1	0	0	0	0	2	0	0	.000
Feb 16	RICHMOND	*1b	4	0	2	0	1	0	0	0	0	0	1	0	0	0	0	6	2	0	.286
Feb 16	WEST VIRGINIA	*1b/p	4	2	1	0	0	0	0	0	0	0	1	0	0	0	0	10	1	0	.273
Feb 22	UCLA	*1b/p	5	0	0	0	0	0	0	0	0	0	0	0	0	0	2	7	3	0	.188
Feb 23	UCLA	*1b	3	0	0	1	0	0	0	0	0	0	0	0	1	1	0	8	0	0	.158
Feb 24	UCLA	*1b	4	0	0	0	0	0	0	0	0	0	0	0	0	0	1	6	0	0	.130
Feb 26	GEORGIA STATE	*1b/p	4	1	1	0	0	0	0	0	0	0	1	0	0	0	0	6	0	0	.148
Feb 27	at Georgia State	*1b	3	1	1	2	0	0	1	0	0	0	1	0	0	0	0	6	0	0	.167
Mar 01	NORTHWESTERN	*1b	1	2	0	0	0	0	0	2	0	0	2	0	0	0	1	4	0	1	.161
Mar 02	NORTHWESTERN-1	*1b	5	0	0	0	0	0	0	0	0	0	0	0	0	0	2	12	1	0	.139
Mar 02	NORTHWESTERN-2	*1b/p	4	0	2	0	0	1	0	0	0	0	0	0	0	0	1	9	0	0	.175
Mar 05	at Kennesaw State	*1b	4	2	3	1	1	0	0	1	0	0	0	0	0	0	0	6	0	0	.227
Mar 06	KENNESAW STATE	*1b	3	1	0	0	0	0	0	1	0	0	0	0	0	0	0	7	0	0	.213
Totals		13gs	47	10	10	5	2	1	1	5	0	0	7	0	1	1	7	89	7	1	.213

On base pct. .367 • Slugging pct. .362

#11 Tristin English - 5 appearances (All games)

Date	Opponent	GS	IP	H	R	ER	BB	SO	2B	3B	HR	WP	BK	HBP	IBB	Score	W-L	Sv	ERA	NP
Feb 15	ILLINOIS-CHICAGO		1.0	0	0	0	0	1	0	0	0	0	0	0	0	6-3	0-0	1	0.00	9
Feb 16	WEST VIRGINIA		2.0	1	1	1	0	4	0	0	1	0	0	0	0	5-4	0-0	1	3.00	25
Feb 22	UCLA		3.0	2	0	0	0	2	0	0	0	0	0	0	0	4-3	1-0	1	1.50	29
Feb 26	GEORGIA STATE		2.0	3	2	2	0	1	1	0	0	0	0	0	0	7-3	1-0	1	3.38	21
Mar 02	NORTHWESTERN-2		0.1	2	2	2	0	0	2	0	0	0	0	0	0	1-5	1-0	1	5.40	10
Totals		0	8.1	8	5	5	0	8	3	0	1	0	0	0	0	23-18	1-0	1	5.40	-

2019 Georgia Tech Baseball Individual Game-by-Game for Georgia Tech (as of Mar 06, 2019)

#37 Keyton Gibson - 4 appearances (All games)

Date	Opponent	GS	IP	H	R	ER	BB	SO	2B	3B	HR	WP	BK	HBP	IBB	Score	W-L	Sv	ERA	NP
Feb 16	WEST VIRGINIA		1.2	0	0	0	0	3	0	0	0	0	0	0	0	5-4	0-0	0	0.00	19
Feb 24	UCLA		0.2	0	0	0	0	1	0	0	0	0	0	1	0	0-6	0-0	0	0.00	9
Feb 26	GEORGIA STATE		3.0	0	0	0	1	4	0	0	0	0	0	0	0	7-3	1-0	0	0.00	35
Mar 02	NORTHWESTERN-2		0.0	2	3	3	1	0	0	0	0	0	0	0	0	1-5	1-1	0	5.06	13
Totals		0	5.1	2	3	3	2	8	0	0	0	0	0	1	0	13-18	1-1	0	5.06	-

#6 Michael Guldberg - 12 games (All games)

Date	Opponent	Pos	AB	R	H	RBI	2B	3B	HR	BB	SB	CS	HBP	SAC	SF	GDP	K	PO	A	E	Avg
Feb 15	ILLINOIS-CHICAGO	*dh	4	0	1	0	0	0	0	0	0	0	0	0	0	0	0	0	0	0	.250
Feb 16	RICHMOND	ph	0	0	0	0	0	0	0	1	0	0	0	0	0	0	0	0	0	0	.250
Feb 16	WEST VIRGINIA	*dh	2	0	2	1	0	0	0	1	0	0	0	0	0	0	0	0	0	0	.500
Feb 22	UCLA	*dh	2	0	0	1	0	0	0	0	0	0	0	0	1	0	0	0	0	0	.375
Feb 23	UCLA	*dh	3	1	1	0	0	0	0	0	0	0	0	0	0	0	0	0	0	0	.364
Feb 24	UCLA	*dh	2	0	0	0	0	0	0	0	0	0	0	0	0	0	0	0	0	0	.308
Feb 26	GEORGIA STATE	*dh	4	2	3	0	0	0	0	0	1	0	0	0	0	0	0	0	0	0	.412
Feb 27	at Georgia State	*dh	2	2	2	1	0	0	0	2	0	0	0	0	0	0	0	0	0	0	.474
Mar 01	NORTHWESTERN	*dh	3	1	2	1	0	0	0	0	0	0	1	0	0	0	0	0	0	0	.500
Mar 02	NORTHWESTERN-1	*dh	5	0	1	0	0	0	0	0	0	0	0	0	0	0	0	0	0	0	.444
Mar 05	at Kennesaw State	*dh	4	0	1	2	0	0	0	0	0	0	0	1	0	0	0	0	0	0	.419
Mar 06	KENNESAW STATE	*dh	4	1	2	2	0	0	0	0	0	0	0	0	0	0	0	0	0	0	.429
Totals		11gs	35	7	15	8	0	0	0	4	1	0	0	2	1	0	0	0	0	0	.429

On base pct. .475 • Slugging pct. .429

#5 Colin Hall - 13 games (All games)

Date	Opponent	Pos	AB	R	H	RBI	2B	3B	HR	BB	SB	CS	HBP	SAC	SF	GDP	K	PO	A	E	Avg
Feb 15	ILLINOIS-CHICAGO	*of	4	0	0	0	0	0	0	0	0	0	0	0	0	0	2	0	0	0	.000
Feb 16	RICHMOND	*of/of	4	0	1	0	0	0	0	0	0	0	0	0	0	0	0	0	0	0	.125
Feb 16	WEST VIRGINIA	*of	4	2	2	0	2	0	0	1	0	0	0	0	0	0	1	2	0	0	.250
Feb 22	UCLA	*of	4	0	0	0	0	0	0	0	0	0	0	0	0	0	1	4	0	0	.188
Feb 23	UCLA	*of	3	1	1	0	1	0	0	1	0	0	0	0	0	0	0	0	0	0	.211
Feb 24	UCLA	*of	4	0	0	0	0	0	0	0	0	0	0	0	0	0	1	2	0	0	.174
Feb 26	GEORGIA STATE	*of	5	0	1	2	0	0	0	0	0	0	0	0	0	0	1	4	0	0	.179
Feb 27	at Georgia State	*of	3	0	1	0	1	0	0	1	0	0	0	0	0	0	0	4	0	0	.194
Mar 01	NORTHWESTERN	*of	4	0	3	1	1	0	0	0	0	0	0	0	0	0	0	0	0	0	.257
Mar 02	NORTHWESTERN-1	*of/of	3	0	0	0	0	0	0	0	0	0	0	1	0	0	0	1	0	0	.237
Mar 02	NORTHWESTERN-2	*of	3	0	0	0	0	0	0	0	0	0	0	0	0	0	2	2	0	0	.220
Mar 05	at Kennesaw State	*of	3	0	0	0	0	0	0	0	0	0	0	0	0	0	0	2	0	0	.205
Mar 06	KENNESAW STATE	*of/of	4	0	2	0	1	0	0	0	0	0	0	0	0	0	0	1	0	0	.229
Totals		13gs	48	3	11	3	6	0	0	3	0	0	0	1	0	0	8	22	0	0	.229

On base pct. .275 • Slugging pct. .354

#8 Jonathan Hughes - 1 game (All games)

Date	Opponent	Pos	AB	R	H	RBI	2B	3B	HR	BB	SB	CS	HBP	SAC	SF	GDP	K	PO	A	E	Avg
Feb 24	UCLA	p	0	0	0	0	0	0	0	0	0	0	0	0	0	0	0	0	1	1	.000
Totals		0gs	0	0	0	0	0	0	0	0	0	0	0	0	0	0	0	0	1	1	.000

On base pct. .000 • Slugging pct. .000

#8 Jonathan Hughes - 5 appearances (All games)

Date	Opponent	GS	IP	H	R	ER	BB	SO	2B	3B	HR	WP	BK	HBP	IBB	Score	W-L	Sv	ERA	NP
Feb 15	ILLINOIS-CHICAGO		2.0	1	1	1	0	1	0	0	0	0	0	1	0	6-3	0-0	0	4.50	19
Feb 22	UCLA		2.2	1	0	0	1	2	0	0	0	0	0	0	0	4-3	0-0	0	1.93	36
Feb 24	UCLA		2.1	4	2	0	0	2	1	0	0	0	0	0	0	0-6	0-0	0	1.29	24
Mar 02	NORTHWESTERN-1		2.0	1	0	0	0	2	0	0	0	0	0	0	0	9-2	0-0	0	1.00	23
Mar 06	KENNESAW STATE		1.0	0	0	0	0	1	0	0	0	0	0	0	0	9-1	0-0	0	0.90	9
Totals		0	10.0	7	3	1	1	8	1	0	0	0	0	1	0	28-15	0-0	0	0.90	-

2019 Georgia Tech Baseball Individual Game-by-Game for Georgia Tech (as of Mar 06, 2019)

#21 Brant Hurter - 1 game (All games)

Date	Opponent	Pos	AB	R	H	RBI	2B	3B	HR	BB	SB	CS	HBP	SAC	SF	GDP	K	PO	A	E	Avg
Feb 24	UCLA	*p	0	0	0	0	0	0	0	0	0	0	0	0	0	0	0	0	2	0	.000
Totals		1gs	0	0	0	0	0	0	0	0	0	0	0	0	0	0	0	0	2	0	.000

On base pct. .000 • Slugging pct. .000

#21 Brant Hurter - 3 appearances (All games)

Date	Opponent	GS	IP	H	R	ER	BB	SO	2B	3B	HR	WP	BK	HBP	IBB	Score	W-L	Sv	ERA	NP
Feb 15	ILLINOIS-CHICAGO		1.0	0	0	0	1	3	0	0	0	0	0	0	0	6-3	0-0	0	0.00	17
Feb 24	UCLA	*	5.0	6	2	1	0	7	1	0	0	0	0	1	0	0-6	0-1	0	1.50	78
Mar 02	NORTHWESTERN-2	*	7.0	4	0	0	0	13	0	0	0	0	0	0	0	1-5	0-1	0	0.69	90
Totals		2	13.0	10	2	1	1	23	1	0	0	0	0	1	0	7-14	0-1	0	0.69	-

#24 Jake Lee - 2 appearances (All games)

Date	Opponent	GS	IP	H	R	ER	BB	SO	2B	3B	HR	WP	BK	HBP	IBB	Score	W-L	Sv	ERA	NP
Feb 23	UCLA		1.0	0	0	0	0	0	0	0	0	0	0	0	0	2-8	0-0	0	0.00	12
Feb 24	UCLA		0.2	2	2	2	1	1	1	0	1	0	0	0	0	0-6	0-0	0	10.80	17
Totals		0	1.2	2	2	2	1	1	1	0	1	0	0	0	0	2-14	0-0	0	10.80	-

#32 Joseph Mannelly - 1 game (All games)

Date	Opponent	Pos	AB	R	H	RBI	2B	3B	HR	BB	SB	CS	HBP	SAC	SF	GDP	K	PO	A	E	Avg
Mar 06	KENNESAW STATE	p	0	0	0	0	0	0	0	0	0	0	0	0	0	0	0	1	0	0	.000
Totals		0gs	0	0	0	0	0	0	0	0	0	0	0	0	0	0	0	1	0	0	.000

On base pct. .000 • Slugging pct. .000

#32 Joseph Mannelly - 3 appearances (All games)

Date	Opponent	GS	IP	H	R	ER	BB	SO	2B	3B	HR	WP	BK	HBP	IBB	Score	W-L	Sv	ERA	NP
Feb 27	at Georgia State		1.0	2	0	0	0	2	0	0	0	1	0	0	0	10-0	0-0	0	0.00	18
Mar 02	NORTHWESTERN-2		0.1	0	0	0	0	0	0	0	0	0	0	0	0	1-5	0-0	0	0.00	1
Mar 06	KENNESAW STATE		1.1	0	0	0	0	0	0	0	0	1	0	0	0	9-1	0-0	0	0.00	14
Totals		0	2.2	2	0	0	0	2	0	0	0	2	0	0	0	20-6	0-0	0	0.00	-

#16 Kyle McCann - 13 games (All games)

Date	Opponent	Pos	AB	R	H	RBI	2B	3B	HR	BB	SB	CS	HBP	SAC	SF	GDP	K	PO	A	E	Avg
Feb 15	ILLINOIS-CHICAGO	*c	3	1	1	1	0	0	1	2	0	0	0	0	0	0	0	14	0	0	.333
Feb 16	RICHMOND	*dh	5	0	0	0	0	0	0	0	0	0	0	0	0	0	0	0	0	0	.125
Feb 16	WEST VIRGINIA	*c	5	1	3	2	0	0	1	0	0	0	0	0	0	0	1	17	3	1	.308
Feb 22	UCLA	*c	4	2	1	1	0	0	1	1	0	0	0	0	0	0	1	7	1	0	.294
Feb 23	UCLA	*c	3	0	1	0	0	0	0	1	0	0	0	0	0	0	1	4	3	0	.300
Feb 24	UCLA	*c	3	0	1	0	1	0	0	1	0	0	0	0	0	0	1	11	0	0	.304
Feb 26	GEORGIA STATE	*c	4	0	2	2	0	0	0	1	0	0	0	0	0	0	2	6	1	0	.333
Feb 27	at Georgia State	*c	3	1	1	0	0	0	0	1	0	0	0	0	0	0	1	5	0	0	.333
Mar 01	NORTHWESTERN	*c	5	3	3	7	1	0	2	0	0	0	0	0	0	0	1	7	0	0	.371
Mar 02	NORTHWESTERN-1	*c	3	4	2	1	0	0	1	2	0	0	0	0	0	0	0	7	2	0	.395
Mar 02	NORTHWESTERN-2	*dh/1b	4	0	0	0	0	0	0	0	0	0	0	0	0	0	3	2	0	0	.357
Mar 05	at Kennesaw State	*c	4	1	2	3	0	0	1	1	0	0	0	0	0	0	1	6	1	0	.370
Mar 06	KENNESAW STATE	*c	3	2	2	4	0	0	2	1	0	0	0	0	0	0	0	7	2	0	.388
Totals		13gs	49	15	19	21	2	0	9	11	0	0	0	0	0	0	12	93	13	1	.388

On base pct. .500 • Slugging pct. .980

2019 Georgia Tech Baseball
Individual Game-by-Game for Georgia Tech (as of Mar 06, 2019)

#25 Ryan Miller - 4 games (All games)

Date	Opponent	Pos	AB	R	H	RBI	2B	3B	HR	BB	SB	CS	HBP	SAC	SF	GDP	K	PO	A	E	Avg
Feb 27	at Georgia State	ph/1b	2	0	0	0	0	0	0	0	0	0	0	0	0	0	2	0	0	0	.000
Mar 01	NORTHWESTERN	1b	1	0	0	0	0	0	0	0	0	0	0	0	0	0	1	3	0	0	.000
Mar 05	at Kennesaw State	ph/1b	1	0	0	0	0	0	0	0	0	0	0	0	0	0	1	0	0	0	.000
Mar 06	KENNESAW STATE	1b	0	0	0	0	0	0	0	0	0	0	0	0	0	0	0	1	0	0	.000
Totals		ogs	4	0	0	0	0	0	0	0	0	0	0	0	0	0	4	4	0	0	.000

On base pct. .000 • Slugging pct. .000

#10 Chase Murray - 13 games (All games)

Date	Opponent	Pos	AB	R	H	RBI	2B	3B	HR	BB	SB	CS	HBP	SAC	SF	GDP	K	PO	A	E	Avg
Feb 15	ILLINOIS-CHICAGO	*of	5	2	2	2	0	0	1	0	0	0	0	0	0	0	1	2	0	0	.400
Feb 16	RICHMOND	*of	4	0	1	0	0	0	0	1	0	0	0	0	0	0	1	2	0	0	.333
Feb 16	WEST VIRGINIA	*of	5	0	0	0	0	0	0	0	0	0	0	0	0	0	1	1	0	0	.214
Feb 22	UCLA	*of	4	0	2	0	0	0	0	1	0	0	0	0	0	0	1	3	0	0	.278
Feb 23	UCLA	*of	4	0	0	0	0	0	0	0	0	0	0	0	0	0	1	5	0	0	.227
Feb 24	UCLA	*of	5	0	0	0	0	0	0	0	0	0	0	0	0	0	1	1	0	0	.185
Feb 26	GEORGIA STATE	*of	4	1	1	0	0	0	1	0	0	0	0	0	0	0	1	1	0	0	.194
Feb 27	at Georgia State	*of	6	1	1	0	0	0	0	0	1	0	0	0	0	0	2	4	1	0	.189
Mar 01	NORTHWESTERN	*of	3	1	2	1	1	0	0	2	0	0	0	0	0	0	1	1	0	0	.225
Mar 02	NORTHWESTERN-1	*of	4	0	0	0	0	0	0	0	0	0	0	0	0	1	0	0	0	0	.205
Mar 02	NORTHWESTERN-2	*of	4	0	0	0	0	0	0	0	0	0	0	0	0	1	1	1	0	0	.188
Mar 05	at Kennesaw State	*of	5	3	1	0	0	0	0	0	0	0	0	0	0	0	1	2	0	0	.189
Mar 06	KENNESAW STATE	*of	4	2	2	0	0	0	0	0	1	0	0	0	0	0	0	2	0	0	.211
Totals		13gs	57	10	12	3	1	0	1	5	2	0	0	0	0	2	12	25	1	0	.211

On base pct. .274 • Slugging pct. .281

#4 Cole Neuber - 6 games (All games)

Date	Opponent	Pos	AB	R	H	RBI	2B	3B	HR	BB	SB	CS	HBP	SAC	SF	GDP	K	PO	A	E	Avg
Feb 16	WEST VIRGINIA	ph	0	0	0	0	0	0	0	1	0	0	0	0	0	0	0	0	0	0	.000
Feb 24	UCLA	ph	1	0	0	0	0	0	0	0	0	0	0	0	0	0	0	0	0	0	.000
Feb 27	at Georgia State	ph/dh	1	0	0	0	0	0	0	1	0	0	0	0	0	0	0	0	0	0	.000
Mar 01	NORTHWESTERN	of	0	0	0	0	0	0	0	0	0	0	1	0	0	0	0	0	0	0	.000
Mar 05	at Kennesaw State	of	1	0	0	0	0	0	0	0	0	0	0	0	0	0	0	0	0	0	.000
Mar 06	KENNESAW STATE	ph	0	0	0	0	0	0	0	1	0	0	0	0	0	0	0	0	0	0	.000
Totals		ogs	3	0	0	0	0	0	0	3	0	0	1	0	0	0	0	0	0	0	.000

On base pct. .571 • Slugging pct. .000

#22 Baron Radcliff - 10 games (All games)

Date	Opponent	Pos	AB	R	H	RBI	2B	3B	HR	BB	SB	CS	HBP	SAC	SF	GDP	K	PO	A	E	Avg
Feb 16	RICHMOND	ph/of	1	0	0	0	0	0	0	0	0	0	0	0	0	0	1	1	0	0	.000
Feb 22	UCLA	ph/1b	0	0	0	0	0	0	0	1	0	0	0	0	0	0	0	0	0	0	.000
Feb 23	UCLA	ph	0	0	0	0	0	0	0	1	0	0	0	0	0	0	0	0	0	0	.000
Feb 24	UCLA	ph/dh	2	0	0	0	0	0	0	0	0	0	0	0	0	0	2	0	0	0	.000
Feb 26	GEORGIA STATE	1b	0	1	0	0	0	0	0	1	0	0	0	0	0	0	0	2	0	0	.000
Feb 27	at Georgia State	ph/of	0	1	0	0	0	0	0	1	0	0	0	0	0	0	0	0	0	0	.000
Mar 01	NORTHWESTERN	of	1	0	0	0	0	0	0	0	0	0	0	0	0	0	1	2	0	0	.000
Mar 02	NORTHWESTERN-1	of	1	0	0	0	0	0	0	0	0	0	0	0	0	0	0	0	0	0	.000
Mar 05	at Kennesaw State	of	2	0	1	0	0	0	0	0	1	0	0	0	0	0	1	1	0	0	.143
Mar 06	KENNESAW STATE	of	1	0	0	0	0	0	0	0	0	0	0	0	0	0	1	1	0	0	.125
Totals		ogs	8	2	1	0	0	0	0	4	1	0	0	0	0	0	6	7	0	0	.125

On base pct. .417 • Slugging pct. .125

2019 Georgia Tech Baseball
Individual Game-by-Game for Georgia Tech (as of Mar 06, 2019)

#26 Paxton Rigby - 5 games (All games)

Date	Opponent	Pos	AB	R	H	RBI	2B	3B	HR	BB	SB	CS	HBP	SAC	SF	GDP	K	PO	A	E	Avg
Feb 23	UCLA	ph	1	0	0	0	0	0	0	0	0	0	0	0	0	0	0	0	0	0	.000
Feb 24	UCLA	ph	1	0	0	0	0	0	0	0	0	0	0	0	0	0	0	0	0	0	.000
Mar 01	NORTHWESTERN	dh	2	0	0	0	0	0	0	0	0	0	0	0	0	0	0	0	0	0	.000
Mar 05	at Kennesaw State	ph	1	0	1	0	0	0	0	0	0	0	0	0	0	0	0	0	0	0	.200
Mar 06	KENNESAW STATE	ph	0	0	0	1	0	0	0	0	0	0	0	0	1	0	0	0	0	0	.200
Totals		0gs	5	0	1	1	0	0	0	0	0	0	0	0	1	0	0	0	0	0	.200

On base pct. .167 • Slugging pct. .200

#19 Roedig, C - 2 games (All games)

Date	Opponent	Pos	AB	R	H	RBI	2B	3B	HR	BB	SB	CS	HBP	SAC	SF	GDP	K	PO	A	E	Avg
Feb 16	RICHMOND	*p	0	0	0	0	0	0	0	0	0	0	0	0	0	0	0	0	1	1	.000
Feb 26	GEORGIA STATE	*p	0	0	0	0	0	0	0	0	0	0	0	0	0	0	0	0	1	0	.000
Totals		2gs	0	0	0	0	0	0	0	0	0	0	0	0	0	0	0	0	2	1	.000

On base pct. .000 • Slugging pct. .000

#19 Roedig, C - 3 appearances (All games)

Date	Opponent	GS	IP	H	R	ER	BB	SO	2B	3B	HR	WP	BK	HBP	IBB	Score	W-L	Sv	ERA	NP
Feb 16	RICHMOND	*	1.1	1	1	1	3	1	0	0	0	0	0	0	0	1-7	0-1	0	6.75	41
Feb 26	GEORGIA STATE	*	4.0	3	1	1	1	1	0	0	1	0	0	0	0	7-3	0-1	0	3.38	53
Mar 06	KENNESAW STATE	*	5.1	3	0	0	1	7	0	0	0	0	0	1	0	9-1	1-1	0	1.69	68
Totals		3	10.2	7	2	2	5	9	0	0	1	0	0	1	0	17-11	1-1	0	1.69	-

#23 Oscar Serratos - 13 games (All games)

Date	Opponent	Pos	AB	R	H	RBI	2B	3B	HR	BB	SB	CS	HBP	SAC	SF	GDP	K	PO	A	E	Avg
Feb 15	ILLINOIS-CHICAGO	*3b	3	1	2	1	0	0	1	1	0	0	0	0	0	0	0	0	1	0	.667
Feb 16	RICHMOND	*3b	4	0	0	0	0	0	0	0	0	0	0	0	0	0	1	0	2	0	.286
Feb 16	WEST VIRGINIA	*3b	5	0	0	0	0	0	0	0	0	0	0	0	0	1	1	2	6	4	.167
Feb 22	UCLA	*3b	4	1	1	0	0	0	0	0	0	0	0	0	0	0	2	1	2	0	.188
Feb 23	UCLA	*3b	4	0	0	0	0	0	0	0	0	0	0	0	0	0	2	0	2	0	.150
Feb 24	UCLA	*3b	4	0	1	0	0	0	0	0	0	0	0	0	0	0	1	1	1	1	.167
Feb 26	GEORGIA STATE	*3b	4	1	1	1	0	0	0	1	1	0	0	0	0	0	0	1	3	0	.179
Feb 27	at Georgia State	*3b	4	2	2	2	0	0	1	0	0	0	0	0	0	0	1	0	2	0	.219
Mar 01	NORTHWESTERN	*3b	4	2	2	1	0	1	0	0	0	0	0	0	0	0	0	1	0	0	.250
Mar 02	NORTHWESTERN-1	*3b	4	2	2	0	0	0	0	0	0	0	1	0	0	0	1	0	1	0	.275
Mar 02	NORTHWESTERN-2	*3b	4	1	2	0	0	0	0	0	0	0	0	0	0	0	0	1	1	2	.295
Mar 05	at Kennesaw State	*3b	4	0	1	2	0	0	0	1	0	0	0	0	0	0	1	0	0	0	.292
Mar 06	KENNESAW STATE	*3b	4	0	0	0	0	0	0	0	0	0	0	0	0	0	0	0	0	0	.269
Totals		13gs	52	10	14	7	0	1	2	3	1	0	1	0	0	1	10	6	22	7	.269

On base pct. .321 • Slugging pct. .423

#34 Will Shirah - 3 appearances (All games)

Date	Opponent	GS	IP	H	R	ER	BB	SO	2B	3B	HR	WP	BK	HBP	IBB	Score	W-L	Sv	ERA	NP
Feb 16	RICHMOND		1.1	2	0	0	0	1	0	0	0	0	0	0	0	1-7	0-0	0	0.00	26
Feb 23	UCLA		0.1	0	0	0	0	0	0	0	0	2	0	0	0	2-8	0-0	0	0.00	5
Feb 24	UCLA		0.0	0	0	0	2	0	0	0	0	0	0	0	0	0-6	0-0	0	0.00	11
Totals		0	1.2	2	0	0	2	1	0	0	0	2	0	0	0	3-21	0-0	0	0.00	-

2019 Georgia Tech Baseball
Individual Game-by-Game for Georgia Tech (as of Mar 06, 2019)

#20 Jamie Taylor - 4 games (All games)

Date	Opponent	Pos	AB	R	H	RBI	2B	3B	HR	BB	SB	CS	HBP	SAC	SF	GDP	K	PO	A	E	Avg
Feb 16	RICHMOND	c	0	0	0	0	0	0	0	1	0	0	0	0	0	0	0	4	0	0	.000
Feb 27	at Georgia State	c	2	0	0	0	0	0	0	0	0	0	0	0	0	0	1	6	0	0	.000
Mar 02	NORTHWESTERN-2	*c	3	0	0	0	0	0	0	0	0	0	0	0	0	0	2	12	1	0	.000
Mar 06	KENNESAW STATE	c	1	0	0	0	0	0	0	0	0	0	0	0	0	0	0	4	0	0	.000
Totals		1gs	6	0	0	0	0	0	0	1	0	0	0	0	0	0	3	26	1	0	.000

On base pct. .143 • Slugging pct. .000

#42 Connor Thomas - 2 games (All games)

Date	Opponent	Pos	AB	R	H	RBI	2B	3B	HR	BB	SB	CS	HBP	SAC	SF	GDP	K	PO	A	E	Avg
Feb 16	WEST VIRGINIA	*p	0	0	0	0	0	0	0	0	0	0	0	0	0	0	0	0	1	0	.000
Mar 02	NORTHWESTERN-1	*p	0	0	0	0	0	0	0	0	0	0	0	0	0	0	0	0	1	0	.000
Totals		2gs	0	0	0	0	0	0	0	0	0	0	0	0	0	0	0	0	2	0	.000

On base pct. .000 • Slugging pct. .000

#42 Connor Thomas - 3 appearances (All games)

Date	Opponent	GS	IP	H	R	ER	BB	SO	2B	3B	HR	WP	BK	HBP	IBB	Score	W-L	Sv	ERA	NP
Feb 16	WEST VIRGINIA	*	7.0	5	3	0	2	10	2	0	0	0	0	0	0	5-4	0-0	0	0.00	91
Feb 23	UCLA	*	5.0	9	6	6	1	5	3	0	1	0	0	0	1	2-8	0-1	0	4.50	80
Mar 02	NORTHWESTERN-1	*	7.0	6	2	2	2	6	3	0	0	1	0	0	0	9-2	1-1	0	3.79	95
Totals		3	19.0	20	11	8	5	21	8	0	1	1	0	0	1	16-14	1-1	0	3.79	-

#18 Cameron Turley - 3 games (All games)

Date	Opponent	Pos	AB	R	H	RBI	2B	3B	HR	BB	SB	CS	HBP	SAC	SF	GDP	K	PO	A	E	Avg
Feb 16	RICHMOND	*c	1	0	0	0	0	0	0	1	0	0	0	0	0	0	1	3	1	0	.000
Mar 01	NORTHWESTERN	c	0	0	0	0	0	0	0	0	0	0	0	0	0	0	0	1	0	0	.000
Mar 05	at Kennesaw State	c	1	0	0	0	0	0	0	0	0	0	0	0	0	0	0	6	0	0	.000
Totals		1gs	2	0	0	0	0	0	0	1	0	0	0	0	0	0	1	10	1	0	.000

On base pct. .333 • Slugging pct. .000

#7 Luke Waddell - 9 games (All games)

Date	Opponent	Pos	AB	R	H	RBI	2B	3B	HR	BB	SB	CS	HBP	SAC	SF	GDP	K	PO	A	E	Avg
Feb 15	ILLINOIS-CHICAGO	*2b	4	1	1	0	1	0	0	0	1	0	1	0	0	0	1	2	2	0	.250
Feb 16	RICHMOND	*2b	5	0	0	0	0	0	0	0	0	0	0	0	0	0	0	2	3	0	.111
Feb 16	WEST VIRGINIA	*2b	4	0	0	0	0	0	0	1	0	0	0	0	0	0	1	0	1	0	.077
Feb 22	UCLA	*2b	5	1	1	1	0	0	1	0	0	0	0	0	0	0	2	2	3	0	.111
Mar 01	NORTHWESTERN	*2b	4	1	1	0	0	0	0	0	0	0	0	0	0	0	0	3	3	0	.136
Mar 02	NORTHWESTERN-1	*2b	1	1	1	3	1	0	0	3	0	0	0	0	0	0	0	1	2	0	.174
Mar 02	NORTHWESTERN-2	*2b	3	0	1	1	1	0	0	0	0	0	0	0	0	0	0	0	2	0	.192
Mar 05	at Kennesaw State	*2b	4	1	1	0	0	0	0	1	0	0	0	0	0	0	1	2	0	0	.200
Mar 06	KENNESAW STATE	*2b/ss	3	1	1	1	0	0	0	1	1	0	0	1	0	0	0	0	1	0	.212
Totals		9gs	33	6	7	6	3	0	1	6	2	0	1	1	0	0	5	12	17	0	.212

On base pct. .350 • Slugging pct. .394

2019 Georgia Tech Baseball
Individual Game-by-Game for Georgia Tech (as of Mar 06, 2019)

#35 Jackson Webb - 9 games (All games)

Date	Opponent	Pos	AB	R	H	RBI	2B	3B	HR	BB	SB	CS	HBP	SAC	SF	GDP	K	PO	A	E	Avg
Feb 15	ILLINOIS-CHICAGO	1b	0	0	0	0	0	0	0	0	0	0	0	0	0	0	0	1	0	0	.000
Feb 16	WEST VIRGINIA	1b	1	0	0	0	0	0	0	0	0	0	0	0	0	0	0	0	0	0	.000
Feb 22	UCLA	1b	0	0	0	0	0	0	0	0	0	0	0	0	0	0	0	4	0	0	.000
Feb 23	UCLA	*2b	2	0	1	0	0	0	0	0	0	0	0	1	0	0	1	1	3	0	.333
Feb 24	UCLA	*2b	0	0	0	0	0	0	0	0	1	0	1	1	0	0	0	3	1	0	.333
Feb 26	GEORGIA STATE	*2b	3	1	1	0	0	0	0	1	1	0	0	0	0	0	0	2	1	0	.333
Feb 27	at Georgia State	*2b/3b	5	0	1	1	0	0	0	0	0	0	0	0	0	0	3	0	2	0	.273
Mar 01	NORTHWESTERN	1b/2b	0	0	0	0	0	0	0	0	0	0	0	0	0	0	0	1	1	0	.273
Mar 06	KENNESAW STATE	2b	0	0	0	0	0	0	0	0	0	0	0	0	0	0	0	1	0	0	.273
Totals		4gs	11	1	3	1	0	0	0	1	2	0	1	2	0	0	4	12	9	0	.273

On base pct. .385 • Slugging pct. .273

#14 Austin Wilhite - 13 games (All games)

Date	Opponent	Pos	AB	R	H	RBI	2B	3B	HR	BB	SB	CS	HBP	SAC	SF	GDP	K	PO	A	E	Avg
Feb 15	ILLINOIS-CHICAGO	*ss	3	0	2	1	0	0	0	0	0	0	0	0	1	0	1	1	1	1	.667
Feb 16	RICHMOND	*ss	2	1	1	0	0	1	0	2	1	0	0	0	0	0	1	3	2	0	.600
Feb 16	WEST VIRGINIA	*ss	5	0	1	0	0	0	0	0	0	0	0	0	0	0	0	0	0	0	.400
Feb 22	UCLA	*ss	4	0	2	1	1	0	0	0	0	0	0	0	0	0	2	1	6	0	.429
Feb 23	UCLA	*ss	3	0	0	0	0	0	0	1	0	0	0	0	0	0	2	3	2	0	.353
Feb 24	UCLA	*ss	3	0	1	0	0	0	0	1	0	0	0	0	0	0	2	1	3	0	.350
Feb 26	GEORGIA STATE	*ss	4	0	0	0	0	0	0	1	0	0	0	0	0	0	0	4	0	0	.292
Feb 27	at Georgia State	*ss	3	1	1	2	1	0	0	1	0	0	0	0	0	0	0	1	0	0	.296
Mar 01	NORTHWESTERN	*ss	4	0	1	1	0	0	0	0	0	0	0	0	0	0	1	1	1	0	.290
Mar 02	NORTHWESTERN-1	*ss	3	2	2	3	0	0	0	1	0	0	0	0	0	0	0	3	4	0	.324
Mar 02	NORTHWESTERN-2	*ss	4	0	0	0	0	0	0	0	0	0	0	0	0	0	2	0	5	0	.289
Mar 05	at Kennesaw State	*ss	4	1	1	0	0	0	0	1	0	0	0	0	0	0	2	0	4	0	.286
Mar 06	KENNESAW STATE	*ss	3	1	1	0	0	0	0	1	1	0	0	0	0	1	1	2	4	0	.289
Totals		13gs	45	6	13	8	2	1	0	9	2	0	0	0	1	1	14	15	37	1	.289

On base pct. .400 • Slugging pct. .378

#31 Nick Wilhite - 13 games (All games)

Date	Opponent	Pos	AB	R	H	RBI	2B	3B	HR	BB	SB	CS	HBP	SAC	SF	GDP	K	PO	A	E	Avg
Feb 15	ILLINOIS-CHICAGO	*of	4	0	1	0	0	0	0	0	0	0	0	0	0	0	0	5	0	0	.250
Feb 16	RICHMOND	*of	2	0	0	0	0	0	0	1	0	0	0	0	0	0	0	3	0	0	.167
Feb 16	WEST VIRGINIA	*of	5	0	1	1	0	0	0	0	0	0	0	0	0	0	0	1	0	0	.182
Feb 22	UCLA	*of	3	0	0	0	0	0	0	0	0	0	0	1	0	0	0	2	0	0	.143
Feb 23	UCLA	*of	3	0	0	1	0	0	0	1	0	0	0	0	0	0	1	6	0	0	.118
Feb 24	UCLA	*of	2	0	1	0	0	0	0	1	0	0	0	0	0	0	0	2	0	0	.158
Feb 26	GEORGIA STATE	*of	4	0	0	1	0	0	0	0	1	0	0	0	0	0	1	5	0	0	.130
Feb 27	at Georgia State	*of	5	0	3	2	0	0	0	0	1	0	0	0	0	0	0	1	0	0	.214
Mar 01	NORTHWESTERN	*of	4	2	2	0	1	0	0	0	1	0	0	0	0	0	0	3	0	0	.250
Mar 02	NORTHWESTERN-1	*of	4	0	2	0	0	0	0	0	0	0	0	0	0	0	0	3	0	0	.278
Mar 02	NORTHWESTERN-2	*of	3	0	1	0	0	0	0	0	0	0	0	0	0	0	1	0	0	0	.282
Mar 05	at Kennesaw State	*of	4	2	2	1	0	0	0	1	0	0	0	0	0	0	1	2	0	0	.302
Mar 06	KENNESAW STATE	*of	3	1	1	0	0	0	0	0	0	0	0	0	0	0	1	1	0	0	.304
Totals		13gs	46	5	14	6	1	0	0	4	3	0	0	1	0	0	5	34	0	0	.304

On base pct. .360 • Slugging pct. .326

#41 Amos Willingham - 2 games (All games)

Date	Opponent	Pos	AB	R	H	RBI	2B	3B	HR	BB	SB	CS	HBP	SAC	SF	GDP	K	PO	A	E	Avg
Feb 16	RICHMOND	p	0	0	0	0	0	0	0	0	0	0	0	0	0	0	0	1	1	0	.000
Mar 05	at Kennesaw State	*p	0	0	0	0	0	0	0	0	0	0	0	0	0	0	0	0	2	0	.000
Totals		1gs	0	0	0	0	0	0	0	0	0	0	0	0	0	0	0	1	3	0	.000

On base pct. .000 • Slugging pct. .000

2019 Georgia Tech Baseball Individual Game-by-Game for Georgia Tech (as of Mar 06, 2019)

#41 Amos Willingham - 4 appearances (All games)

Date	Opponent	GS	IP	H	R	ER	BB	SO	2B	3B	HR	WP	BK	HBP	IBB	Score	W-L	Sv	ERA	NP
Feb 16	RICHMOND		3.1	7	5	5	1	1	1	0	2	2	0	0	0	1-7	0-0	0	13.50	70
Feb 23	UCLA		1.0	1	1	1	1	2	0	0	0	0	1	0	0	2-8	0-0	0	12.46	22
Feb 27	at Georgia State	*	6.0	3	0	0	0	5	0	0	0	1	0	0	0	10-0	1-0	0	5.23	76
Mar 05	at Kennesaw State	*	5.0	5	1	1	1	3	0	0	0	0	0	0	0	10-7	2-0	0	4.11	81
Totals		2	15.1	16	7	7	3	11	1	0	2	3	1	0	0	23-22	2-0	0	4.11	-

#38 Robert Winborne - 1 game (All games)

Date	Opponent	Pos	AB	R	H	RBI	2B	3B	HR	BB	SB	CS	HBP	SAC	SF	GDP	K	PO	A	E	Avg
Mar 01	NORTHWESTERN	p	0	0	0	0	0	0	0	0	0	0	0	0	0	0	0	0	1	0	.000
Totals		0gs	0	0	0	0	0	0	0	0	0	0	0	0	0	0	0	0	1	0	.000

On base pct. .000 • Slugging pct. .000

#38 Robert Winborne - 1 appearance (All games)

Date	Opponent	GS	IP	H	R	ER	BB	SO	2B	3B	HR	WP	BK	HBP	IBB	Score	W-L	Sv	ERA	NP
Mar 01	NORTHWESTERN		1.0	1	0	0	1	0	0	0	0	0	0	0	0	12-1	0-0	0	0.00	25
Totals		0	1.0	1	0	0	1	0	0	0	0	0	0	0	0	12-1	0-0	0	0.00	-

#3 Billy Zimmershine - 2 games (All games)

Date	Opponent	Pos	AB	R	H	RBI	2B	3B	HR	BB	SB	CS	HBP	SAC	SF	GDP	K	PO	A	E	Avg
Feb 27	at Georgia State	ph/ss	0	0	0	0	0	0	0	1	0	0	0	0	0	0	0	0	1	0	.000
Mar 01	NORTHWESTERN	ss	1	0	0	0	0	0	0	0	0	0	0	0	0	0	0	1	1	1	.000
Totals		0gs	1	0	0	0	0	0	0	1	0	0	0	0	0	0	0	1	2	1	.000

On base pct. .500 • Slugging pct. .000