



GEORGIA TECH BASKETBALL 2018-19

ACC Champions 1985, 1990, 1993 • Final Four 1990, 2004 • 16 NCAA Tournament appearances

2018-19 Schedule/Results

N3	FLORIDA TECH (exhibition)	W, 87-36
N9	LAMAR	W, 88-69
N13	at Tennessee (5/6)	L, 53-66
N16	EAST CAROLINA	W, 79-54
N21	UT RIO GRANDE VALLEY	W, 72-44
N23	PRAIRIE VIEW A&M	W, 65-54
N28	at Northwestern+	L, 61-67
D1	vs. St. John's [Miami, Fla.]# (rv)	L, 73-76
D9	FLORIDA A&M	W, 73-40
D17	GARDNER-WEBB	L, 69-79
D19	at Arkansas	W, 69-65
D22	GEORGIA	L, 59-70
D28	KENNESAW STATE	W, 87-57
J2	USC UPSTATE	W, 79-63
J5	WAKE FOREST	W, 92-79
J9	VIRGINIA TECH (9/7)	L, 49-52
J12	at Syracuse	W, 73-59
J16	at Clemson	L, 60-72
J19	LOUISVILLE (rv)	L, 51-79
J22	NOTRE DAME	W, 63-61
J26	at Duke (2/2)	L, 53-66
J29	NORTH CAROLINA (9/10)	L, 54-77
F2	at Florida State (25/rv)	L, 49-59
F6	CLEMSON	7 p.m.
F10	at Notre Dame	6 p.m.
F13	at Virginia Tech (11/10)	8 p.m.
F16	FLORIDA STATE (22/24)	2 p.m.
F20	PITTSBURGH	9 p.m.
F23	at Miami	2 p.m.
F27	at Virginia (3/3)	7 p.m.
M3	BOSTON COLLEGE	6 p.m.
M6	at NC State (rv)	9 p.m.
M12	ACC Tournament (Charlotte, N.C.)	

+ACC-Big Ten Challenge; #Hoophall Miami Invitational (Miami, Fla.)
All times Eastern; home games in ALL CAPS
(AP/USA) - rankings in AP/coaches polls at time of game; current rankings for upcoming games (rv=receiving votes)

TELEVISION: RSN

Play-by-play	Wes Durham
Analyst	Cory Alexander

RADIO: Georgia Tech IMG Sports Network

Play-by-play	Andy Demetra
Analyst	Randy Waters
Engineer	Miller Pope
In Atlanta	680 AM, 93.7 FM
Satellite	Sirius 124, XM 194, Internet 956
Online	GT Gameday App, Rambliwreck.com
Tuneln	buzz.gt/LiveTuneln

COMMUNICATIONS

GTMBB contact	Mike Stamus
Phone	404-894-5446 (ofc), 404-218-9723 (cell)
E-mail	mstamus@athletics.gatech.edu

SOCIAL MEDIA: #TogetherWeSwarm

Official Twitter/in-game updates	@GTMBB
Coach Josh Pastner	@GTJoshPastner
Facebook	gtmensbasketball
Instagram	gtmensbasketball

GEORGIA TECH (11-11, 3-6 ACC) vs. CLEMSON (13-8, 3-5 ACC)

GAME 23 • February 6, 2019 • 7 p.m. ET • McCamish Pavilion • Atlanta, Ga.

About Wednesday's Game

Georgia Tech begins the second half of its Atlantic Coast Conference schedule at home Wednesday evening when the Yellow Jackets host Clemson for the second of two games this season against the Tigers at 7 p.m. at McCamish Pavilion.

Tech (11-11, 3-6 ACC), in its third season under head coach Josh Pastner, has lost three straight games and five of its last six, winning only against Notre Dame at home on Jan. 22 in that stretch. The Yellow Jackets are 9-5 at home this season, 2-3 in conference play with victories over Wake Forest and the Fighting Irish.

Clemson (13-8, 3-5 ACC), in its ninth season under head coach Brad Brownell, has won its last two games against Pittsburgh and Wake Forest following a 1-5 start in conference play. The Tigers, who won the first meeting with Tech on Jan. 12 at home, are 1-4 on the road this season, including a 0-4 mark in conference play.

Wednesday's game will be broadcast live on the ACC's Regional Sports Network (Fox Sports South in Georgia), and will be streamed live on ACC Network Extra, available through the ESPN app. Radio coverage is provided on the Georgia Tech IMG Sports Network, airing in Atlanta on 680 AM and 93.7 FM the Fan. The Tech broadcast is available on satellite radio (Sirius ch. 124, XM ch. 194, internet ch. 956).

GAME INFORMATION

Event/Site	Atlanta, Ga.
Venue	McCamish Pavilion (8,600)
Series vs. Clemson	Clemson leads, 72-63
At home	Tech leads, 43-25
Last meeting	CL won, 72-60 (1/16/2019 in Clemson)

GEORGIA TECH YELLOW JACKETS

2018-19 rankings (AP/coaches/RPI)	nr / nr / 128
2018-19 record	11-11 (9-5 home, 2-5 away, 0-1 neutral)
Head coach	Josh Pastner (Arizona, 1997)
Career record/at GT	212-119 (10th yr) / 45-46 (3rd yr)
Pastner vs. Clemson	1-4
Next Game	Feb. 10 at Notre Dame

CLEMSON TIGERS

2018-19 rankings (AP/coaches/RPI)	nr / nr / 55
2018-19 record	13-8 (10-2 home, 1-4 away, 2-2 neutral)
Head coach	Brad Brownell (DePauw, 1992)
Career record/at CL	329-206 (18th yr) / 162-121 (9th yr)
Brownell vs. Georgia Tech	15-4
Next Game	Feb. 9 vs. Virginia Tech

ROSTER AT-A-GLANCE (#indicates last game starters)

4	Brandon Alston..... G 6-5200.....r-Sr..... Vienna, Va.9.2 ppg.....2.0 rpg > Graduate transfer in final year of eligibility at Tech; 46.7% FG, 39.1% 3pt, 83% FT
10	Jose Alvarado# G 6-0174.....So. Brooklyn, N.Y.12.4.....3.9 > Leads Tech in scoring, assists, steals; 76.1% FT; 15 double-digit games this season; 11.3 ppg, 3.9 rpg vs. ACC
1	James Banks III# F 6-9240..... Jr. Decatur, Ga.10.4.....7.2 > Texas transfer granted immediate eligibility 11/13; 6 double-doubles; 12.2 ppg, 5.6 rpg, 54.8% FG vs. ACC
3	Evan Cole F 6-9211..... So. Cumming, Ga.4.9.....2.7 > Missed 7 games/sprained left ankle; 5.3 ppg (25-45 FG), 3.2 rpg in 11 games since return
0	Michael Devoe# G 6-5187..... Fr. Orlando, Fla.9.0.....3.3 > Four-star HS prospect; 8 double-digit scoring games; started last 13 games; 10.3 ppg, 6-14 3pt last 4 games
34	Abdoulaye Gueye# F 6-9213..... r-Sr. Dakar, Senegal7.2.....4.3 > Double digits in each of his last 6 games (missed CL, LOU), 12.8 ppg, 5.8 rpg, 54% FG
13	Curtis Haywood II# G 6-5198..... So. Oklahoma City, Okla.7.0.....2.6 > 6 double-digit scoring games this season, 29.8% from 3 (9-of-32 last 8 games), T-2 on team with 50 assists
11	Evan Jester F 6-6180..... So. Riverdale, Ga.0.0.....0.5 > Non-scholarship player from Sandy Creek HS
45	Shaheed Medlock G 6-5196..... Jr. Waycross, Ga.0.0.....0.0 > Non-scholarship player from Ware County HS
12	Khalid Moore F 6-7187..... Fr. Briarwood, N.Y.4.7.....1.6 > 3-star composite ranking; started 7 games this season; 50.8% FG, 40 3pt%, 73.9% FT
24	Sylvester Ogbonda C 6-10239..... r-Jr. Port Harcourt, Nigeria1.8.....1.8 > Played in 10 games this season, 6.7 mpg, played 7 minutes at Clemson, 4 vs. Louisville, 3 at Duke, 3 vs. UNC
2	Shembari Phillips G 6-3202..... r-Jr. Atlanta, Ga.2.4.....1.2 > Transfer from Tennessee, sat out 2017-18 season; started first 6 games of this season; 37 minutes last 6 games
55	Malachi Rice G 6-0180..... So. Indianapolis, Ind.0.0.....0.0 > Non-scholarship player from Brebeuf Jesuit Prep School
35	Kristian Sjolund G 6-8191..... Fr. Kongsberg, Norway0.8.....0.6 > Native of Norway who prepped at Tompkins HS in Texas and has international experience; played in 12 games
5	Moses Wright F 6-9210..... So. Raleigh, N.C.5.1.....3.4 > Started 14 games, 3 double-digit scoring games, 42.9% FG

TECH NOTEBOOK

Tech Team Statistics

Category	2018-19	#ACC	*NCAA
Scoring offense	66.9	15	313
Scoring defense	64.0	4	27
Scoring margin	+2.9	11	157
Field goal pct.	.444	11	190
Field goal pct. def.	.388	3	10
3-pt FG pct.	.291	15	346
3-pt FG made	5.0	15	339
3-pt FG pct. def.	.277	2	7
3-pt FG allowed	5.9	--	--
Free throw pct.	.701	12	179
FT made	14.2	9	142
Rebound average	34.2	13	253
Rebound margin	-0.8	14	231
O-Reb per game	8.2	15	311
D-Reb per game	26.0	9	125
Assists per game	13.8	7	155
Assist/TO ratio	0.9	11	267
Turnover margin	-0.9	14	240
Turnovers per game	15.2	15	309
Turnovers forced	14.4	8	103
Blocks per game	5.0	3	18
Steals per game	7.8	2	43
Personal fouls per game	18.6	13	231

#ACC rankings through games of Feb. 3
**NCAA rankings (352 teams ranked) through games of Feb. 3*

Games Started

Player	Consec.	2018-19	Career	Conf.
Brandon Alston	0	4	33	21
Jose Alvarado	4	20	44	20
James Banks III	16	16	16	9
Evan Cole	0	3	10	7
Michael Devoe	13	13	13	9
Abdoulaye Gueye	4	11	37	19
Curtis Haywood II	7	16	23	7
Khalid Moore	0	7	7	3
Sylvester Ogbonda	0	0	0	0
Shembari Phillips	0	6	30	11
Kristian Sjolund	0	0	0	0
Moses Wright	0	14	24	7

**includes starts at previous school*
Career ACC includes ACC Tournament starts

Non-Conference Breakdown

Team	Conf.	18-19	Conf.	RPI*	Result
Arkansas	SEC	13-8	4-4	60	W, 69-65
East Carolina	AAC	9-12	2-7	256	W, 79-54
Florida A&M	MEAC	9-14	6-2	298	W, 73-40
Gardner-Webb	Big South	14-9	4-4	190	L, 69-79
Georgia	SEC	10-11	1-7	142	L, 59-70
Kennesaw State	A-Sun	4-19	1-7	332	W, 87-57
Lamar	Southland	11-11	4-5	265	W, 88-69
Northwestern	Big Ten	12-9	3-7	93	L, 61-67
Prairie View A&M	SWAC	10-11	8-0	199	W, 65-54
St. John's	Big East	16-6	4-5	37	L, 73-76
Tennessee	SEC	20-1	8-0	6	L, 53-66
USC Upstate	Big South	6-19	1-9	350	W, 79-63
UTRGV	WAC	12-12	4-4	176	W, 72-44

GT strength of schedule rank (overall): 65

GT strength of schedule rank (non-conference): 224

*CBSports.com (2018-19) through games of Feb. 3

+first place in conference standings

Starting Lineup

• **Pulling rank** – After facing three top-25 teams in a row, Georgia Tech plays its next two games against unranked opposition in Clemson and Notre Dame, although the Tigers were in the preseason top 25 in both the AP and coaches rankings.

• **Closure** - Georgia Tech's next four opponents are against teams it has already played - Clemson (L), Notre Dame (W), Virginia Tech (L) and Florida State (L).

• **Going away** - After playing five of its first eight ACC games at home, Georgia Tech is hitting the road for three of four, hosting only Clemson in that stretch on Wednesday before visiting Notre Dame and Virginia Tech.

• **Old school** - James Banks III and Abdoulaye Gueye have given Georgia Tech an increasingly reliable frontcourt combination in ACC play. The duo shared the floor for more than 56 minutes in wins over Syracuse and Notre Dame (Gueye was sidelined for games against Clemson and Louisville), and have shared the floor for 39.5 percent of the time in Tech's last five games.

• **The Bank is open** - In 21 games at Georgia Tech, James Banks III has exceeded his 46-game totals at Texas in every offensive category. His 47 blocks are three short of his total at Texas. Banks has six double-doubles this season for the Jackets, fourth most in the ACC.

• **Guard your yard** - Georgia Tech ranks No. 4 in the ACC in scoring defense (67.1 ppg), No 2 in field goal percentage defense (39.5 pct.) and No. 2 in three-point percentage defense (28.2 pct.) against conference opponents. The Jackets rank No. 2 in steals (8.0 pg) and third in blocked shots (4.78 pg).

• **Below average** - Georgia Tech has faced three of the nation's top 10 teams in offensive efficiency as ranked by KenPom.com - Tennessee (2), Duke (4) and Virginia Tech (7) - and held them to an average of 61.3 points. Each posted their lowest efficiency rating of the season against the Jackets. North Carolina is No. 11, and the Jackets held the Tar Heels to their fourth-lowest rating of the season. Florida State is No. 37, and was held to their second-lowest rating this season on Saturday.

• **Tough at home** - Tech is 14-9 against ACC teams at home under Josh Pastner, 5-5 against top-25 ACC teams.

• **Going deep** - Georgia Tech has deployed eight different starting lineups this season, and 10 Yellow Jackets have started three or more games.

• **Longer bench** - Tech has utilized at least eight players in all of its ACC games to date. Tech's bench has played 33.8 percent of available minutes, No. 95 in the nation according to KenPom.com (national average is 30.7 pct.). Tech reserves are outscoring their opponents 22.3 to 16.6 per game.

Series vs. Clemson

• This is the oldest and longest-running series the Yellow Jackets have with an ACC member. The 135 all-time meetings are more than 30 greater than Tech has played with any other ACC opponent. The series dates back to the 1912-13 season, when John Heisman coached the Tech basketball team.

• Clemson is one of two permanent home-and-away opponents on Tech's schedule each year (Notre Dame is the other).

• Clemson has won the last four meetings, including a 72-60 win in the teams' first meeting this season at Littlejohn Coliseum.

• The Yellow Jackets trail 49-35 to the Tigers since joining the ACC.

• Tech has an all-time record of 43-25 against the Tigers at home, including a 27-15 record at Alexander Memorial Coliseum and a 3-3 mark at McCamish Pavilion.

• Tech is 1-4 under head coach Josh Pastner against Clemson, and 4-15 vs. Tiger teams coached by Brad Brownell.

• Tech is just 16-46 all-time in games played at Clemson, including an 8-39 mark in Littlejohn Coliseum. The Jackets have lost 14 straight games on the road in the series,

Series vs. Clemson (63-72)

Home: 43-25, Away: 16-46, Neutral: 4-1

All Home Games: 43-25
At McCamish Pavilion: 3-3
At AMC: 27-15
At Philips Arena: 0-1
At Georgia Dome: 1-0
In Atlanta: 44-25
All Road Games: 16-46
At Littlejohn Coliseum: 8-39
As ACC members: 35-49
In the ACC Tournament: 4-1
All Neutral Games: 4-1
As SIC members: 8-5
As SIAA members: 3-2
As SoCon members: 6-5
Under Whack Hyder: 9-8
Under Dwane Morrison: 0-8
Under Bobby Cremins: 19-21
Under Paul Hewitt: 12-11
Under Brian Gregory: 2-8
Under Josh Pastner: 1-4
Vs. Brad Brownell: 4-15
Longest Winning Streak: 7 games (1943-66)
Longest Losing Streak: 14 games (1972-82)
Most Points Scored: 111 on 1-24-2001
Fewest Points Scored: 17 on 2-20-1920
Most Points Allowed: 108 on 1-24-2001
Fewest Points Allowed: 13 on 1-5-1924, 1-20-1937
Largest Margin of Victory: 38 on 1-20-1937
Largest Margin of Defeat: 29 on 1-8-1977

Recent Series Results

Date	GT rank	Opp rank	Site	Score
1-24-01			a W	111-108
2-25-01			h W	85-64
1-5-02			h L	76-83
2-6-02			a W	74-50
2-5-03			a L	67-69
3-8-03			h W	66-56
1-27-04	14/16		h W	76-69
2-28-04	18/20		a W	79-60
2-8-05			a W	70-62
3-5-05			h W	64-56
1-21-06			h L	63-73
3-4-06			a L	82-95
1-6-07		23/18	a L	74-75
2-3-07		25/21	h W	80-62
2-14-08			a L	67-82
3-6-08		24/n	h W	80-75
1-25-09		10/9	a L	59-73
2-22-09		13/13	h L	73-81
3-12-09		17/18	n4 W	86-81
1-19-10	19/18	17/16	h W	66-64
3-2-10			a L	80-91
1-12-11			a L	62-87
2-5-11			h L	56-65
1-21-12			a L	62-64
2-21-12			h12 L	37-56
1-29-13			a L	60-63
2-14-13			h14 L	53-56
2-4-14			a L	41-45
2-22-14			h14 L	55-63
3-13-14 (ot)			n2 L	65-69
2-16-15			h14 W	63-52
2-28-15 (ot)			a L	63-70
2-13-16			a1 L	52-66
2-23-16			h14 W	75-73
3-9-16 (ot)			n5 W	88-85
1-12-17			h14 W	75-63
2-1-17			a L	62-74
1-28-18			h14 L	70-72
2-24-18		15/17	a L	67-75
1-16-19			a L	60-72

h10-The Omni; h12-Philips Arena; a1-Bon Secours Wellness Arena (Greenville, S.C.); n2-ACC Tournament (Greensboro [N.C.] Coliseum); n4-ACC Tournament (Georgia Dome, Atlanta, Ga.); n5-ACC Tournament (Verizon Center, Washington, D.C.)

TECH NOTEBOOK

Just Georgia Tech, please...

The Georgia Institute of Technology is the official title, but Georgia Tech will work fine, or just Tech (unless you're in Virginia or Texas). We would appreciate it if you would use our name in those ways. Georgia Tech University is incorrect. Thank you.

Georgia Tech Quick Facts

Official Name: Georgia Institute of Technology
Location: Atlanta, Ga.
Enrollment: 29,000
Founded: 1885
Colors: Old Gold and White
Nickname: Yellow Jackets, Ramblin' Wreck
Mascot: Buzz (Yellow Jacket)
Fight Songs: Ramblin' Wreck, White and Gold
Conference: Atlantic Coast (ACC)
Home Arena: McCamish Pavilion (capacity 8,600)
President: Dr. G.P. "Bud" Peterson
Director of Athletics: Todd Stansbury
Faculty Rep. for Athletics: Dr. Charles L. Isbell, Jr.
Head Coach: Josh Pastner (Arizona, 1997)
Record at Tech: 45-46 (3rd season)
Overall: 212-119 (10th season)
ACC Regular Season: 17-28
ACC Tournament: 0-2
NCAA Tournament: 2-4
Assistant Coaches:
Eric Reveno (Stanford, 1989), 3rd season
Julian Swartz (Carroll College, 2005), 3rd season
Anthony Wilkins (Kent State, 2013), 1st season
Dir. of Player Personnel: Mario West (Georgia Tech, 2007)
Director of Operations: Tyler Benson (St. Bonaventure, 2009)
Director of Scouting: Hayden Sheridan (Arizona, 2016)
Player Development Coach: Dan Taylor (Franklin Pierce, 2002)
Athletic Trainer: Richard Stewart (Salisbury, 2005)

Basketball History

104th season: 1st game, Feb. 17, 1906 vs. Auburn
All-time Record: 1,373-1,237
Winning/Losing/.500 Seasons: 53 / 46 / 4
NCAA Appearances (16): 23-16 record
1960, 1985, 1986, 1987, 1988, 1989, 1990, 1991, 1992, 1993, 1996, 2001, 2004, 2005, 2007, 2010
Final Fours (2): 1990, 2004
NIT Appearances (9): 14-9 record
1970, 1971, 1984, 1994, 1998, 1999, 2003, 2016, 2017
ACC Championships (3): 1985, 1990, 1993
ACC Regular-Season Titles (2): 1985 (tie), 1996
ACC Regular-Season Record (40th season): 251-372 (172-140 home, 79-232 road)
ACC Tournament Record: 26-36
SEC Championships (1): 1938
SEC Regular-Season Titles (1): 1937
SEC Regular-Season Record (1932-64): 201-207
Metro Conference Regular-Season Record (1975-78): 9-10
Metro Conference Tournament Record: 4-3
Record at McCamish Pavilion: 81-42 (6th season)
Record at Alexander Memorial Coliseum: 556-194 (55 seasons, 1956-2011)
Record at Philips Arena: 7-11
Record at Arena at Gwinnett Center: 4-1
Record at Georgia Dome: 9-5
All-Time Head Coaches: 14
ACC Head Coaches: 5
All-America Selections: 14 (12 players)
Consensus All-Americans: 2
First-Team All-Americans: 5
National Players of the Year: 1
All-ACC Selections: 52 times (31 players)
ACC Players of the Year: 2
ACC Rookies of the Year: 11
ACC Coaches of the Year: 5 (3 coaches)
ACC Tournament MVPs: 3
ACC All-Freshman Team: 15

and 13 in a row at Littlejohn, dating back to their last victory on Feb. 8, 2005 (70-62). Tech was Clemson's first opponent in Littlejohn Coliseum back on Nov. 30, 1968. The Tigers won, 76-72.

- Tech's 111-108 win against the Tigers at Littlejohn Coliseum on Jan. 24, 2001 is the highest-scoring regulation game Tech has had with any ACC opponent. The Jackets defeated Florida State by the same score in Tallahassee (in two OTs) on Feb. 11, 1999, and lost to Wake Forest in the 2007 ACC Tournament, 114-112 in double-overtime.
- The Yellow Jackets have won three of four ACC Tournament meetings with the Tigers, including a 69-61 semi-final decision on the way to the 1993 conference title in Charlotte.

Last Game - Tech Falls to FSU

Abdoulaye Gueye scored 15 points, Michael Devoe added 10 and Georgia Tech played another standout defensive game, but No. 25 Florida State used an early second-half spurt to pull away and hold off the Yellow Jackets, 59-49, Saturday afternoon at the Donald L. Tucker Civic Center.

Tech (11-11, 3-6 ACC) lost for the fifth time in six games despite bottling up a Seminoles team that had averaged nearly 78 points a game. FSU (16-5, 4-4 ACC) shot just 34.8 percent from the floor and just 4-of-16 from three-point range. The Jackets struggled to score, hitting just 28.3 percent from the floor, and just 3-of-21 attempts from bonus range.

Mfondu Kabengele, who led the Seminoles with 12 points, tipped in a missed layup from Trent Forrest at the halftime horn to give FSU a 33-27 lead at intermission. The Noles then scored the first six points of the second half, getting a basket from Forrest, a three-pointer by Phil Cofer and a free throw by Terance Mann, who also scored 12 in the game, to go ahead 39-27.

The Seminoles' lead remained between eight and 11 points for the next 12 minutes before the Jackets finally nudged closer to 55-49 on Evan Cole's layup with 4:23 left. That was a close at Tech could get, however, failing to score another point while FSU converted four free throws in the final minutes.

Following the Trends

- Georgia Tech has gone with the starting lineup that it used to win the Syracuse game – Alvarado, Michael Devoe and Curtis Haywood II on the perimeter, Gueye and James Banks III in the frontcourt – for the last four games and five times this season. Tech also used the same lineup against Notre Dame, Duke, North Carolina and Florida State.
- Devoe, a freshman, has started Tech's last 13 games, having made his first collegiate start at Arkansas. Haywood started his seventh straight game and 16th of the season, while Banks has started the last 16 straight games in the post. Gueye has started 11 games, and Alvarado 20.
- Tech has used eight different starting lineups this season. No Yellow Jacket has started every game this season, and 10 different players have started three or more games.
- Tech used eight players in the game for nine or more minutes, and 12 Jackets played altogether, including walk-on Shaheed Medlock, who played in an ACC game for the first time in his career. At least eight players have seen significant minutes in all of Tech's games this season, despite a variety of injuries and illnesses.
- Tech suffered its worst shooting performance (28.3 pct.) from the floor since its Nov. 13 loss at Tennessee (27.6 percent) and has converted just 31.7 percent (38-of-120) in its last two games. The Jackets also have hit just 5-of-37 three-point attempts (13.5 percent in its last two games).
- Tech's 49 points were a season low and a low for the Jackets in their series history with Florida State.
- Florida State was the fourth ACC opponent and the 14th overall that the Yellow Jackets have held under 40 percent (34.8 pct.) from the floor.

First Meeting - GT vs. CL

Clemson 72, Georgia Tech 60 Jan. 16, 2019 • Clemson, S.C.

Marquise Reed scored 30 points and keyed a 20-2 opening run in the first half, leading Clemson to a 72-60 victory over Georgia Tech at Littlejohn Coliseum. James Banks led the Yellow Jackets with 16 points.

Tech struggled offensively in the early going, missing six of its first seven shots and turning the ball over four times in the first eight minutes of the game. Reed scored five of his 10 field goals in the stretch as Clemson captured its first ACC win of the season.

Jose Alvarado and Curtis Haywood II helped the Jackets find their footing, each hitting a pair of three-point baskets and scoring eight points each while Tech rallied to within 35-30 at the half.

But Elijah Thomas dunked to begin a 7-0 Tiger spurt to start the second half, putting Clemson up 42-30, and the Yellow Jackets would get no closer than eight points (68-60 with 1:20 left) the rest of the game.

Banks hit 6-of-11 shots from the floor and blocked four shots for Tech, while Alvarado finished the game with 10 points. Moses Wright scored nine points of the bench, and Michael Devoe added eight for the Jackets, who shot 47.7 percent from the floor.

Thomas scored 11 points with nine rebounds, and David Skara added 10 for the Tigers, who connected on 50.9 percent from the floor and hit seven three-point field goals.

GEORGIA TECH (10-7, 2-2 ACC)

Player	FG-A	3P-A	FT-A	Reb	PF	Pts	A	TO	Bk	S	MIN
Cole*	0-2	0-0	0-0	1	2	0	0	0	0	0	7
Banks III*	6-11	0-0	4-4	1	3	16	0	4	4	0	32
Devoe*	2-7	0-2	4-4	4	1	8	1	1	1	2	35
Alvarado*	3-9	2-4	2-4	5	3	10	3	2	0	0	35
Haywood II*	2-3	2-3	2-2	0	0	8	2	3	0	3	30
Phillips	1-2	0-0	0-0	1	3	2	0	0	0	0	10
Wright	4-7	0-2	1-4	4	2	9	1	1	0	1	21
Moore	2-2	0-0	1-3	1	2	5	0	0	0	0	18
Ogbonna	1-1	0-0	0-0	1	0	2	0	0	2	0	7
Sjolund	0-0	0-0	0-0	0	1	0	0	0	0	0	5
Totals	21-44	4-11	14-21	25	17	60	7	13	7	6	200
FG%	1st Half: 9-23 39.1%	2nd Half: 12-21 57.1%	Game: 47.7%								
3FG%	1st Half: 4-7 57.1%	2nd Half: 0-4 0.0%	Game: 36.4%								
FT%	1st Half: 8-9 88.9%	2nd Half: 6-12 50.0%	Game: 66.7%								

CLEMSON (11-6, 1-3 ACC)

Player	FG-A	3P-A	FT-A	Reb	PF	Pts	A	TO	Bk	S	MIN
Skara*	3-5	3-4	0-0	1	2	9	2	1	0	4	40
Simms*	4-10	2-6	0-0	2	1	10	0	2	0	0	25
Thomas*	5-11	0-0	1-2	9	3	11	0	1	1	0	20
Reed*	10-13	2-3	8-8	6	1	30	0	1	0	4	40
Mitchell*	1-5	0-2	0-0	2	1	2	9	0	0	0	38
Trapp	1-2	0-0	2-4	3	4	4	1	2	0	1	12
Newman III	0-2	0-1	0-0	0	0	0	0	1	0	0	10
White	3-5	0-0	0-0	4	4	6	1	0	0	0	10
Jemison	0-0	0-0	0-0	1	2	0	0	0	0	0	5
Totals	27-53	7-16	11-14	30	18	72	13	10	2	5	200
FG%	1st Half: 14-29 48.3%	2nd Half: 13-24 54.2%	Game: 50.9%								
3FG%	1st Half: 3-8 37.5%	2nd Half: 4-8 50.0%	Game: 43.8%								
FT%	1st Half: 4-4 100%	2nd Half: 7-10 70.0%	Game: 78.6%								

Score by Periods

	1st	2nd	Total
Georgia Tech	30	30	60
Clemson	35	37	72

Officials: Mike Eades, Jeffrey Anderson, James Breeding
 Attendance: 6693
 Points in the paint-GT 32, CU 26. Points off turnovers-GT 9, CU 17.
 2nd chance points-GT 2, CU 6. Fast break points-GT 2, CU 4.
 Bench points-GT 18, CU 10. Score tied-0 times. Lead changed-0 times.
 Last FG-GT 2nd-01:20, CU 2nd-00:52.
 Largest lead-GT None, CU by 19 1st-09:03.
 GT led for 00:00. CU led for 39:42. Game was tied for 00:17.

GAME NOTES

TECH NOTEBOOK

Tech's Record

	2018-19	CJP
At home	9-5	38-15
On the road	2-5	6-24
At neutral sites	0-1	1-4
Vs. top-10 opponents	0-4	2-9
Vs. top-25 opponents	0-5	5-15
Vs. teams over .500	6-11	25-39
Vs. teams under .500	4-0	17-4
Vs. teams at .500	1-0	2-2
While in the top 25	0-0	0-0
In November	4-2	12-4
In December	3-3	10-11
In January	4-5	13-13
In February	0-1	4-13
In March/April	0-0	6-4
Wearing white uniforms	8-6	37-16
Wearing gold uniforms	2-2	7-17
Wearing navy uniforms	0-3	2-11
Wearing black uniforms	0-0	0-0
Game is decided by 5 pts./fewer or OT	2-2	9-11
Game is decided by 10/fewer or OT	2-5	19-21
Leading at the half	8-2	35-10
Trailing at the half	3-9	9-35
Tied at the half	0-0	1-0
Leading with 5:00 to play	10-1	41-3
Trailing with 5:00 to play	1-10	3-42
Tied with 5:00 to play	0-0	0-0
In overtime games	0-0	1-0
After a bye in the ACC schedule	1-0	1-1
Tech scores 100 or more points	0-0	0-0
Tech scores 70 or more points	8-1	30-7
Tech scores fewer than 70 points	3-10	15-39
Opponent scores 100 or more points	0-0	0-1
Opponent scores 70 or more	1-6	7-25
Opponent scores fewer than 70	10-5	40-18
Opponent scores fewer than 50	2-0	3-0
Tech shoots 50 pct. or better	7-0	14-4
Opponent shoots 50 pct. or better	0-2	1-10
Opponent shoots under 40 pct.	9-4	33-11
Tech has a higher FG% than opponent	10-2	44-9
Tech has a lower FG% than opponent	1-8	1-35
FG percentage is even	0-1	0-2
Tech has more 3-point FGs	5-2	10-9
Tech has fewer 3-point FGs	6-8	33-28
3-point FGs are even	0-1	3-7
Tech attempts more FT than opponent	7-5	37-15
Tech attempts fewer FT than opponent	3-6	6-26
Free throw attempts are even	1-0	2-4
Tech outrebounds opponent	5-2	24-11
Opponent outrebounds Tech	3-9	16-34
Rebounds are even	3-0	5-0
Tech has fewer turnovers than opponent	7-2	22-13
Tech has more turnovers than opponent	4-7	20-26
Turnovers are even	0-1	3-5
Tech has more assists than turnovers	6-1	29-13
Committing more fouls	3-6	4-25
Committing fewer fouls	8-4	37-13
Fouls are even	0-1	4-7
4/more Jackets score in double figures	7-1	22-12
A Jacket scores 20 or more	2-4	23-21
A Jacket scores 30 or more	0-0	3-0
Scoring more bench points	8-6	23-18
Scoring fewer bench points	3-5	22-25
Bench scoring is even	0-0	0-2

Georgia Tech By the Numbers

1	SEC Championships
1	NCAA Post-Graduate Scholar
1	Naimsmith Award winner
2	Final Four appearances
2	ACC regular-season titles
2	ACC Players of the Year
2	National Freshmen of the Year
3	ACC Championships
3	Years a Member of the Metro Conference
5	First-team All-America players
6	Jersey numbers retired
6	Academic All-Americans
7	NCAA Sweet 16 appearances
8	Wins over teams ranked No. 1
8	NBA lottery picks
12	ACC Rookie of the Year honorees
14	Head coaches in program history
16	NCAA Tournament berths
19	NBA first-round draft picks
25	Total postseason berths (NCAA and NIT)
32	Years a Member of the SEC
39	Years a Member of the ACC
45	Players taken in the NBA Draft
48	Players selected All-ACC
228	Weeks ranked in either AP or Coaches Poll

• Tech held FSU to its second-lowest offensive efficiency rating of the season (88.8). The Yellow Jackets have previously held Tennessee, Virginia Tech and Duke, all ranked among the top 10 nationally in offensive efficiency, to their season-low ratings.

• Tech entered Saturday's game No. 2 in the ACC in three-point percentage defense (27.8 pct.) and limited FSU to 25 percent (4-of-16).

• Wake Forest (74.4 ppg, scored 79) and Clemson (71.4 ppg, scored 72) remain the only Georgia Tech opponents to exceed their season scoring averages this season this season against the Yellow Jackets this season. Tech had held every other opponent this season under its season scoring average – breakdown by game: Lamar 81.8 (69), Tennessee 85.5 (66), East Carolina 71.1 (54), UTRGV 70.2 (44), Prairie View A&M 69.2 (54), Northwestern 73.5 (67), St. John's 83.5 (76), Florida A&M 63.2 (40), Gardner-Webb 82.9 (79), Arkansas 81.8 (69), Georgia 79.2 (70), Kennesaw State 62.5 (57), USC Upstate 70.9 (63), Virginia Tech 81.1 (52), Syracuse 70.9 (59), Louisville 79.9 (79), Notre Dame 74.7 (61), Duke 88.6 (66), North Carolina 88.1 (77), Florida State 77.8 (59).

• After sharing the floor for less than five minutes during the non-conference season, James Banks and Abdoulaye Gueye have played together for increasingly longer periods in ACC play (3:44 vs. Wake Forest, 6:31 vs. Virginia Tech, 19:24 at Syracuse, 36:56 vs. Notre Dame). Foul trouble limited then to 16:56 together at Duke, but they were on the court together for 27:58 against North Carolina and 18:47 against Florida State.

• Two fouls in the first half? No problem. Tech ranks No. 2 in the nation, according to KenPom.com, in percentage of first-half minutes that Jackets are on the floor with two fouls (67 percent). The national average is 21.3 percent.

Personnel Notes

• **Abdoulaye Gueye** posted his sixth straight double-digit scoring game with a team-high 15 points against Florida State, hitting 6-of-7 shots from the floor. He scored 11 against Virginia Tech and 10 at Syracuse, missed the next two games (Clemson and Louisville), then returned to score 13 against Notre Dame, 14 at Duke and 14 against North Carolina. The 6-9 senior is Tech's second-leading scorer and rebounder (11.4 ppg, 5.3 rpg over seven games) and has hit 53 percent shots from the floor. Gueye has taken 49 shots over Tech's last four games, 15 more than Tech's next player.

• Freshman **Michael Devoe** has started 13 straight games and logged nine double-figure scoring games this season. The 6-4 guard has averaged 9.4 points while making 39.3 percent of his three-point attempts in conference games, has averaged 2.2 assists and taken a team-high 16 steals.

• Looking to assert himself offensively, Devoe has taken 10 or more shots in three straight games (11-of-33). He had taken as many as 10 only twice previously.

• **Jose Alvarado** was held scoreless (0-for-10 from the floor, five 3-point attempts against FSU) for just the second time in his career. He did not score in 12 minutes in the game he injured his elbow last season (Feb. 11 vs. Duke). The sophomore has 14 double-figure scoring games this season. He averages 11.3 points and 3.9 assists in ACC games, hitting 32.4 percent from three-point range.

• Sophomore forward **Evan Cole** came off the bench to give the Jackets 19 solid minutes and score seven points with three rebounds. Cole has averaged 5.3 points and 3.0 rebounds in an average of 17.7 minutes over Tech's last three games.

• Freshman forward **Khalid Moore** has averaged 4.8 points (6-of-10 FG, 6-of-8 FT) off the bench in Tech's last four games, averaging 15.3 minutes.

• Senior guard **Brandon Alston** played for the first time since the Jan. 12 Syracuse game, scoring four points with two rebounds in nine minutes.

Pastner's Key Metrics

• **Assists to made field goals:** The Jackets have 161 assists on 261 field goals (61.7 percent) in its last nine games. The Jackets are at 57.8 percent for the season, 44th in the nation, and 55.8 percent in ACC games. Tech assisted on five of 17 made field goals (29.4 percent) against Florida State, well below its nightly goal of 60 percent.

• **Free throws made to opponents' attempts:** Tech is 37-16 under Josh Pastner when attempting more free throws than the opponent. Tech connected on 12-of-14 free throw attempts to Florida state's 23-of-30 (nightly goal of making more than opponent tries not accomplished).

• **Turnovers:** Tech has averaged 15.2 turnovers per game this season, 16.1 in ACC games to date (3.1 more per game than opponents). Target each night is 11 or fewer, which Tech has met twice this season (both wins). More telling for Tech under Josh Pastner is that when Tech has committed fewer turnovers than its opponent, it is 22-13. When it has committed more, it is 20-26.

• **Guard rebounding:** The group of Alvarado, Alston, Devoe, Hayward, Moore and Phillips has combined to take 264 of Tech's 573 defensive rebounds this season (46.1 percent). Tech's guards combined for 13 of Tech's 23 defensive rebounds against Florida State.

Build the Wall

Due to its ability to play both zone and man-to-man and keep opponents off-balance, Georgia Tech has been able to rely on its mixture of defenses to win games over Josh Pastner's first two-plus seasons at Georgia Tech.

This Yellow Jacket team has played it well enough to rank No. 11 in adjusted defensive efficiency (90.3 ppg/100 possessions), and is No. 4 in the ACC and 27th in the NCAA in scoring defense at 64.2 points per game.

• Tech's effective field goal percentage defense (44.0 pct.) ranks No. 8 nationally, according to KenPom.com, and the Jackets are No. 10 in the NCAA rankings in field goal percentage defense (38.8 pct.). Tech ranks 23rd in KenPom in effective two-point percentage (45.4) defense.

• The Jackets have also defended the three-point shot

TECH NOTEBOOK

The Last Time a Jacket...

- Scored 30 or more points:**
Josh Okogie, 30 vs. Miami, 1/3/18
- Led Tech in scoring off the bench:**
Evan Cole, 16 vs. USC Upstate, 1/2/19
- Grabbed 15 or more rebounds:**
Josh Okogie, 16 at Florida State, 1/24/18
- Had 10 or more assists:**
Josh Heath, 10 vs. NC State, 1/15/17
- Had a double-double:**
James Banks (24 pts/11 reb) vs. Louisville, 1/19/19
- Played 40 minutes in regulation:**
Jose Alvarado at Arkansas, 12/19/18
- Played every minute of an overtime game:**
Jose Alvarado, Ben Lammers (45 minutes/1 OT) at Boston College, 2/4/18
- Played every minute of a multiple-OT game:**
Matt Harpring (50 minutes/2 OT) vs. North Carolina, 2-8-98

The Last Time the Jackets...

- Scored 100 or more points:**
vs. Green Bay (107-77) on 11/19/15
- Scored 100 or more points in regulation:**
vs. Green Bay (107-77) on 11/19/15
- Scored 100 or more points in consecutive games:**
vs. Jackson State (100-70) on 11/13/06, Georgia State (103-74) on 11/16/06
- Scored 100 or more points twice in one season:**
vs. Cornell (116-81), 11/13/15, Green Bay (107-77) on 11/19/15
- Allowed 100 or more points:**
vs. Duke (110-57 loss) on 1/4/17
- Allowed 100 or more points in regulation:**
vs. Duke (110-57 loss) on 1/4/17
- Shot 60 percent or better:**
.603 (47-78) vs. Cornell, 11/13/15
- Failed to make a three-point basket:**
0-for-12 vs. Virginia, 1/22/15
- Did not allow a three-point basket:**
0-for-11 vs. Pittsburgh, 3/5/16
- Failed to make a free throw:**
0-for-6 vs. Duke, 1/7/14
- Grabbed 50 or more rebounds:**
50 vs. Arkansas, 11/26/15
- Two players had a double-double:**
Ben Lammers (12 pts/10 reb), Josh Okogie (14 pts/10 reb) at Notre Dame, 2/26/17
- Two players had 10 or more rebounds:**
Ben Lammers (10), Josh Okogie (10) at Notre Dame, 2/26/17
- Had 25 or more assists:**
29 vs. Kennesaw State, 12/28/18
- Blocked 10 or more shots:**
10 vs. Bethune-Cookman, 11/19/17
- Had 15 or more steals:**
15 at Syracuse, 1/12/19
- Had fewer than 10 turnovers:**
6 at Virginia, 2/21/18
- Had five or more players in double-figures in points:**
5 players vs. Kennesaw State, 12/22/18
- Had no player score 10+ points:**
Virginia (lost 57-28), 1/22/15
- Allowed no player to score 10+ points:**
Florida A&M (won 73-40), 12/9/18
- Had no player play 30 minutes:**
Florida A&M (won 73-40), 12/9/18
- Won by 30 or more points:**
Kennesaw State (87-57), 1/28/18
- Won by 40 or more points:**
Kentucky State (98-50), 1/30/10
- Won by 50 or more points:**
Winston-Salem State (97-46), 1/3/07
- Played an overtime game:**
at Boston College (lost 80-72), 2/4/18
- Defeated a Top 10 team:**
#6/8 Florida State (78-56), 1/25/17
- Defeated a Top 25 team:**
#25 Notre Dame (60-53), 1/10/18
- Defeated a Top 10 team on the road:**
#7/7 Syracuse (67-62), 3/4/14
- Defeated a Top 25 team on the road:**
#23/23 Miami (70-50), 1/28/15
- Had a game postponed:**
Boston College (in Atlanta), 2/12/14 (weather)
- Had a game cancelled:**
Fordham (in Atlanta), 11/27/10 (weather)

better, allowing just 27.7-percent accuracy to rank No. 2 in the ACC and No. 7 nationally. Tech is No. 6 in effective 3-point defense according to KenPom.com.

- Tech has improved markedly in another area - takeaways. The Jackets are No. 2 in the ACC and rank 46th nationally in steals (7.8 per game) and are No. 3 and 18, respectively, in blocked shots (5.0 per game).
- Tech's NIT finals team from 2017 ranked No. 6 in adjusted offensive efficiency (91.0 points allowed per 100 possessions) according to KenPom.com. That group ranked fourth in the ACC in scoring defense (66.8 ppg) and No. 1 in FG percentage defense (39.8 pct.).

Assisted Living

Georgia Tech coach Josh Pastner preached and prodded his Yellow Jackets on ball and player movement and hard cutting from the first time he got his team on the practice court. His primary measuring stick on how well the Jackets perform offensively is their ratio of assists to made field goals.

Tech is No. 44 so far in 2018-19 at 58.8 percent (57.8 pct. in ACC games), and remains well above the national average (52.1 pct.) in that category. The Jackets did not perform as well in that department in 2017-18, assisting on 54.6 of its made field goals overall, 53.9 against ACC teams, and missing Pastner's 60-percent bar 14 times.

In Pastner's first season, the Yellow Jackets ranked 13th nationally, according to KenPom.com, in highest percentage of assists to made field goals at 62.6 percent, the team's highest rate since the 2000-01 season. Tech's number was 63.2 percent in ACC games. Pastner's nightly goal is 60 percent.

Tech's top assists-to-made field goals ratios: 1987-88 - 68.3; 1988-89 - 65.9; 1986-87 - 65.8; 1992-93 - 65.0; 1985-86 - 64.8; 2000-01 - 62.9; 1999-00 - 62.9; 2016-17 - 62.6

Building Depth

Georgia Tech has deployed eight different starting lineups this season, and 10 Yellow Jackets have started three or more games.

Tech has deployed at least eight players for significant minutes in all of its games so far, including as many as nine in its ACC games. Tech's bench has played 33.8 percent of available minutes, No. 95 in the nation according to KenPom.com (national average is 30.7 pct.). *Last season, Tech ranked No. 210 with 30.1 minutes played by reserves.*

In conference play this season, head coach Josh Pastner has relied on a core group for longer durations - Jose Alvarado and Michael Devoe all rank among the conference top 11 in average minutes, yet still utilized eight or nine players altogether.

Jose Can You See

Point guard Jose Alvarado, recruited to Georgia Tech primarily for his winning attitude and determination, was given the green light by head coach Josh Pastner to handle the position, sink or swim, before his freshman season came to an abrupt end Feb. 11 against Duke. He dislocated his left elbow in a fall, and missed the rest of the season.

The Brooklyn native, the first Tech player from the New York area in nearly 20 years, has developed into the Yellow Jackets general on the floor in his sophomore season, leading the Jackets in scoring (12.4 ppg, 11.3 vs. the ACC), assists (3.3 pg, 3.9 vs. the ACC) and steals (1.9 pg, 1.9 vs. the ACC). He also has hit 32.4 from three-point range and 78.8 percent from the free throw line while taking 3.9 rebounds on average in ACC games to date.

He ranks among the ACC's top 10 in free throw percentage, assists and steals.

Alvarado's freshman season was full of promise until it came to an abrupt halt on Feb. 11, when he dislocated his left elbow on a hard fall to the floor trying to contest a breakaway shot from Duke's Javin Delaurier. Until then, he had averaged 12.6 points per game to rank second on the team, 3.9 rebounds and 3.3 assists with an assist/turnover ratio of 77/56. He also shot the ball well, making 45 percent of his shots from the floor, 37.4 percent from three-point distance, and 80.2 percent from the foul line on 80 attempts.

Alvarado has posted 30 double-figure scoring games in his career, seven times scoring 20 or more. And the 6-foot playmaker has averaged 34 minutes per game, with eight complete 40-minute games.

He was not the first Tech point guard to earn the starting job as a freshman and handle it well. He follows such Tech greats at Mark Price, Kenny Anderson, Travis Best, Stephon Marbury, Tony Akins and Jarrett Jack, as well as others who started at the position as freshmen without reaching their lofty accomplishments.

Banking Hours

The most significant development in the direction of this year's Georgia Tech team may have occurred Nov. 13, when the NCAA granted James Banks III immediate eligibility after his transfer from Texas.

Tech received that news while conducting its shootaround for its second game of the season, at Tennessee. Arrangements were made to get Banks to Knoxville (transfers to not make road trips), where he contributed five points and seven rebounds in a 66-53 loss.

The personable 6-9 post player has progressed rapidly since that modest start. He posted his first double-double four games later at Northwestern (12 pts/12 rebs), and made his first start the game after that against St. John's (14 pts/12 rebs).

Since ACC play began, Banks has been Tech's top scorer

Tech All-Time vs. the ACC

Opponent	Overall	in ACC	Tourney	In McCamish Pavilion	In Opponent Current Venue	Current Streak
Boston College	14-12	10-11	1-3	2-1	3-6	Lost 2
Clemson	63-72	35-49	4-1	3-3	8-39	Lost 4
Duke	23-73	19-61	3-7	0-2	5-36	Lost 12
Florida State	29-41	19-27	0-2	1-2	8-15	Lost 2
Louisville	13-21	0-6	--	0-3	0-2	Lost 8
Miami	9-13	7-12	0-1	1-3	3-5	Won 1
North Carolina	25-69	23-55	5-4	1-4	4-25	Lost 2
NC State	40-57	32-43	3-3	1-3	4-11	Won 1
Notre Dame	11-8	5-6	--	5-1	1-6	Won 2
Pittsburgh	8-4	3-4	0-1	2-1	1-2	Won 1
Syracuse	6-5	6-3	--	2-1	1-3	Won 2
Virginia	40-41	38-40	5-5	2-2	1-7	Lost 4
Virginia Tech	6-19	5-15	1-3	1-4	1-9	Lost 5
Wake Forest	43-40	42-38	0-4	5-0	8-20	Won 2

TECH NOTEBOOK

Tech Highs and Lows
Under Josh Pastner

Longest winning streak: 4 games (2016-17, 2017-18)
Longest ACC winning streak: 3 games (2017-18)
Longest losing streak: 7 games (2017-18)
Longest ACC losing streak: 7 games (2017-18)
Most points scored in a game: 96 vs. Tusculum, 2/7/17
Most points scored - ACC opponent: 92 vs. Wake Forest, 1/5/19
Fewest points scored in a game: 43 vs. Georgia, 12/20/16
Fewest points scored - ACC opponent: 48 vs. Virginia, 1/18/18
Most points allowed in a game: 110 at Duke, 1/4/17
Most points allowed - ACC opponent: 110 at Duke, 1/4/17
Fewest points allowed in a game: 40 vs. Florida A&M, 12/9/18
Fewest points allowed - ACC opponent: 51 vs. Syracuse, 1/31/18
Largest margin of victory: 38 vs. Tusculum (96-58), 2/7/17
Largest margin of victory - ACC opponent: 22 vs. Florida State (78-56), 1/25/17
Largest margin of victory - road game: 15 (69-54) at Pittsburgh, 1/13/18
Largest margin of victory - ACC road game: 15 (69-54) at Pittsburgh, 1/13/18
Largest losing margin: 53 (110-57) at Duke, 1/4/17
Largest losing margin - ACC opponent: 53 at Duke, 1/4/17
Most points allowed in a win: 76 at NC State (86-76), 1/15/17
Most points scored in a loss: 81 vs. Wright State, 12/22/17
Fewest points scored in a win: 52 vs. Northwestern (52-51), 11/28/17
Fewest points allowed in a loss: 52 vs. Virginia Tech (52-49), 1/9/19
Largest deficit overcome to win a game: 15 vs. Boston College (7:03-1st), 2/11/17
Largest 2nd-half deficit overcome to win a game: 9 vs. NC State (17:15), 3/1/18; vs. Prairie View A&M (16:49), 11/23/18
Largest deficit overcome to win a road game: 5 (13:55-1st) at NC State, 1/15/17
Largest lead given up in a loss: 16 (15:06-2nd half) vs. St. John's, 12/1/18
Largest 2nd-half lead given up in a loss: 16 (15:06-2nd half) vs. St. John's, 12/1/18
Highest FG pct.: 59.5 (25-42) at Syracuse, 1/12/19
Highest FG pct. - ACC opponent: 59.5 (25-42) at Syracuse, 1/12/19
Lowest FG pct.: 27.6 (16-58) vs. Tennessee, 11/13/18
Lowest FG pct. - ACC opponent: 28.3 (17-60) at Florida State, 2/2/19
Highest 3-pt pct.: 62.5 (10-16) at NC State, 1/15/17
Highest 3-pt pct. - ACC opponent: 62.5 (10-16) at NC State, 1/15/17
Most 3-pt FG: 12 vs. Lamar, 11/9/2018
Most 3-pt FG - ACC opponent: 10 at NC State, 1/15/17
Lowest 3-pt pct.: 10.0 (1-10) vs. Miami, 1/3/18, (1-10) vs. Louisville, 1/19/19
Lowest 3-pt pct. - ACC opponent: 10.0 (1-10) vs. Miami, 1/3/18, (1-10) vs. Louisville, 1/19/19
Highest FG pct. allowed: 59.3 (32-54) at Florida State, 1/24/18
Highest FG pct. allowed - ACC opponent: 59.3 (32-54) at Florida State, 1/24/18
Lowest FG pct. allowed: 22.6 (12-53) vs. UTRGV, 11/21/18
Lowest FG pct. allowed - ACC opponent: 28.2 (20-71) vs. Florida State, 1/25/17
Highest 3-pt pct. allowed: 60.0 (12-20) at Louisville, 2/8/18
Highest 3-pt pct. allowed - ACC opponent: 60.0 (12-20) at Louisville, 2/8/18
Lowest 3-pt pct. allowed: 9.5 (2-21) vs. Duke, 1/26/19
Lowest 3-pt pct. allowed - ACC opponent: 9.5 (2-21) vs. Duke, 1/26/19
Highest FT pct.: 95.2 (20-21) vs. Coppin State, 12/27/17
Lowest FT pct.: 38.9 (7-18) at Notre Dame, 12/30/17
Most free throws made: 28 vs. North Carolina, 12/31/16; vs. Wake Forest, 1/5/19
Most free throws attempted: 36 vs. Sam Houston State, 11/22/16
Fewest free throws made: 2 at Miami, 2/15/17; at Duke, 1/26/19
Most assists: 29 vs. Kennesaw State, 12/28/18
Fewest assists: 5 at Georgia, 12/19/17; at Tennessee, 11/13/18; at Florida State, 2/2/19
Most turnovers: 22 at Syracuse, 1/13/19
Fewest turnovers: 6 vs. North Texas, 11/24/17; Coppin State, 12/27/17; at Virginia, 2/21/18
Most blocked shots: 16 vs. Southern, 11/14/16 (Tech record)
Most steals: 15 vs. North Carolina, 12/31/16; at Syracuse, 1/13/19

(12.2 ppg) and rebounder (5.6 rpg) while hitting 54.8 percent of his shots from the floor and 70.8 percent of his free throws.

Defensively, he ranks fourth in the conference in blocked shots (2.00 per game), and has anchored one of the nation's top defensive teams (10th nationally in defensive efficiency according to Kenpom.com).

He has added two more double-doubles, 24/11 against Louisville and 16/10 against Notre Dame, and has six for the season.

In 21 games at Tech, Banks has exceeded his 46-game totals at Texas in every offensive category.

Out of Africa

Georgia Tech got a big lift from an unlikely source once ACC play began last season, junior forward Abdoulaye Gueye (pronounced "AB-doo-lie GAY"). During the month of January and into February, the Yellow Jackets saw the 6-9 native of Senegal (by way of Birmingham, Ala.) become a legitimate offensive force, and not just a disruptor on defense and on the boards.

Known as "A.D." to his teammates and coaches, the likeable Gueye took advantage of a much-improved jump hook shot to average 6.5 points (50 percent from the floor) and 4.5 rebounds in ACC games.

Gueye has made a similar jump from non-conference to ACC play this season as well, averaging 10.6 points and 5.0 rebounds while hitting 49.2 percent shots from the floor. He has scored in double figures in each of his last five games, the first time he has done that in his career.

	NC 2017	ACC 2018	NC 2018	ACC 2019
Scoring	4.7	6.5	4.9	11.4
Rebounding	4.0	4.5	3.7	5.3
FG%	37%	50%	51%	53.0%
FT%	54%	67.9%	70.6%	52.9%

Devoe Getting Comfortable

Freshman guard Michael Devoe, the highest-rated high school prospect Georgia Tech has recruited under Josh Pastner, has steadily improved for the Yellow Jackets since the season began.

The Orlando, Fla., native suffered a setback by missing six weeks of preseason practice with a toe injury and began the season slowly, but has steadily played more minutes and improved his production.

He entered the Tech starting lineup at Arkansas on Dec. 19, a game Tech won, 69-65, and he scored 11 points. From that point to the present, Devoe has averaged 10.2 points and 2.3 assists per game, hitting 35.3 percent of his shots from three-point range. He has averaged 34.9 minutes in ACC games (8th-most).

Devoe scored 16 points in his ACC debut against Wake Forest, and has scored 11 against Notre Dame and Duke, nine against North Carolina and 10 against Florida State in his last four games.

Other Storylines for 2018-19

- **104th season** - Georgia Tech is playing its 104th season of basketball and has an all-time record of 1,373-1,237.

- **Unlucky 13** - Tech was picked to finish 13th in the Atlantic Coast Conference this season in a vote of the ACC media, ahead of Pittsburgh and Wake Forest. The Yellow Jackets finished 13th last season.

- **Seven** - Number of freshmen and sophomores expected to play significant roles for the Yellow Jackets this season.

- **1.29 years** - Average experience of the players on Georgia Tech's current roster, which ranks No. 290 in the nation (No. 1 is the oldest), according to KenPom.com. The national

average is 1.68 years.

- **Above average** - Georgia Tech ranks No. 87, according to Kenpom.com, in average height (77.5 inches) among the nation's Division I teams. The national average is 76.8.

- The upward progress of the program is evident in the development of its 2017-18 freshman class, each of whom received significant playing time last season and made significant contributions on the ACC level. Though not highly-rated in terms of rankings, the four-man class has a wide range of skills and is ripe for development into consistent conference-level performers over the next couple of years.

- a. Point guard Jose Alvarado started every game last season and showed durability and toughness by averaging more than 38 minutes in ACC games until suffering a dislocated elbow Feb. 11.

- b. Off-guard Curtis Haywood II was developing into a significant shooting threat and excellent defender before suffering stress reaction in his shin and missing the final month of the 2017-18 season.

- c. Forwards Evan Cole and Moses Wright, both under-the-radar signees, exceeded expectations for their first year when forced into action due to injuries over the final month of the season. With added strength and development this off-season, can be counted on to be in the frontcourt rotation and make significant contributions at both ends of the floor.

- Coach Pastner, his staff and the student-athletes in the program have carried over a solid, sustainable culture of accountability and dependability from the previous coaching staff which enabled the team to overcome a number of key injuries last season and continue to work hard and remain focused on the court and in the weight room.

- Pastner replaced two assistant coaches - Tavaras Hardy and Darryl LaBarrie - over the last year. Hardy was named head coach at Loyola of Maryland in late March, while LaBarrie resigned during the season. Anthony Wilkins, an Atlanta native, joined the staff after five seasons at Tulane, and Julian Swartz was elevated from his position as director of recruiting and compliance.

- Tech added a three-man recruiting class ranked No. 46 in the country according to 247Sports, including consensus four-star guard Michael Devoe and three-star forwards Khalid Moore and Kristian Sjolund, and true to staff's objectives, the class has varied skill sets and are expected to develop into significant contributors next season and beyond (building through multiple quality recruiting classes)

- Another addition to the roster this season - 6-3 guard Shembari Phillips, a high-major conference player who sat out the 2017-18 season as a transfer from Tennessee. He has the size and varied skill set necessary to compete in the ACC (6.2 ppg, 3.1 rpg, 37.5 pct. 3s in 2016-17). He has two years of eligibility.

- Tech also accepted transfer James Banks, a 6-9, 243-pound frontcourt player from Decatur, Ga., ranked as high as No. 49 among high school seniors in the class of 2016. After two years at Texas, he enrolled at Tech for the summer term and was granted immediate eligibility by the NCAA on Nov. 13. He has two seasons of eligibility at Tech.

- Tech returned six players who received significant playing time in 2017-18 - 15 or more minutes per ACC game - and combined to start 91 games overall. They accounted for more than 53 percent of total minutes played and 43 percent of Tech's scoring. Five of those players have two or more years of eligibility remaining.

- Tech has a young roster - three freshmen, four sophomores, three juniors and two seniors among scholarship players returning or incoming - but the process of getting old and staying old and building a sustainable winning program is ongoing.

- Player development successes over the past two seasons include Josh Okogie, Ben Lammers and Tadic Jackson, who maximized their skill sets under the current

TECH NOTEBOOK

McCamish Pavilion 411

Name: McCamish Pavilion (mc-CAME-ish), named for Atlanta insurance executive Hank McCamish who gave the lead gift for the facility

Capacity: approximately 8,600 (6935 court level, 1665 balcony level)

Cost: \$50 million

Contractor: Whiting-Turner

Architect: Populous

Cremins Court: the court remains named for the former Tech head coach

Alexander Courtyard: located at the Fowler Street entrance, honors the former Tech director of athletics and the history of the former Tech home arena named for him

Grand entrance: 10th and Fowler Streets, foyer includes graphic representations of retired jerseys and Tech's two Final Four appearances

Other entrances: West entrance off Fowler Street (students and media), East entrance from main arena parking (for club patrons)

Features: center-hung scoreboard and video boards, mezzanine fascia ribbon boards, theatrical lighting, primarily chairback seating, club area

Facts and Dates

- 2,500 cubic yards of concrete removed
- 3,000 cubic yards of concrete installed
- 500 tons of new steel installed
- Over 1 mile of new railing installed
- 20,000 gallons of paint used
- 2,000 feet of new mechanical piping
- 2,500 feet of new ductwork
- \$4M in new audio-visual and scoreboards
- 50 TV's throughout the concourse and Callaway Club
- Farthest distance material has traveled to get on site: 4,835 miles
- Shortest distance material has traveled to get on site: 1 mile
- Number of Tech alumni involved in the project: over 100
- Number of days construction took: 520
- Number of 1950's old style Coke bottles found while installing the underground foundations: 11
- Number of new staircases: 13
- Number of new sports lights for the competition floor: Over 300
- 270-degree court view from concourse

Groundbreaking: May 5, 2011

Opening: October, 2012

First public event: Oct. 21, 2012 - Jacket Jam (men's and women's scrimmages)

First men's game: Nov. 9, 2012 vs. Tulane

Head coaches: Brian Gregory of Georgia Tech, Ed Conroy of Tulane

Officiating crew: Karl Hess, Gary Maxwell, Raymond Styons

TV announce crew: Tom Werme, Cory Alexander (ACC Network)

First Tech points: Marcus Georges-Hunt (2 FT, 18:13, 1st half)

First basket: Tulane's Josh Davis (18:44, 1st half)

Attendance: 8,600 (sellout)

First women's game: Nov. 11, 2012 vs. Tennessee

Tech played 55 seasons in Alexander Memorial Coliseum, compiling a record of 556-194 (.741). Miami was the last team to play Tech there, a game Tech won, and was the first ACC team to play in McCamish Pavilion, which Miami won. For the 2011-12 season, Tech played its home games at Philips Arena and the Arena at Gwinnett.

coaching staff, doubling their scoring and rebounding averages over their first two seasons. Okogie went from being ranked the 11th in the state as a HS senior to a first-round NBA draft pick. Last season, 6-9 forward Abdoulaye Gueye developed into an ACC-level contributor, making a similar leap from the non-conference season to conference play. Graduate transfer Brandon Alston, who has a year of eligibility remaining, had similar statistical numbers on the ACC level this season as he compiled in two seasons at Lehigh and was fundamentally sound in his ballhandling and defense.

- With the addition of Phillips and the arrival of Devoe and Moore, as well as the return of Alston and sophomores Alvarado and Haywood, Tech is deep and talented across the perimeter and wings. Tech has Gueye, rising junior Sylvester Ogbonda and Banks to rotate through the post, with Cole and Wright rotating in the big forward position. This gives Pastner the option of playing a bigger lineup when necessary.

- Tech won 34 games overall and 14 ACC games in Josh Pastner's first two seasons, on par or better than the first two years of each of Josh Pastner's predecessors in the ACC era. For comparison, Buzz Williams won 12 ACC games in his first two years at Virginia Tech, same with Tony Bennett at Virginia. Leonard Hamilton and Mike Krzyzewski each won 10. Pastner has won 14.

- Head coach Josh Pastner's Georgia Tech teams are 5-14 against top-25 teams (5-5 at home) in his first two-plus seasons.

- Tech has sold out 12 games at McCamish Pavilion over the past two-plus seasons, including a facility-record five games in 2017-18. Tech's 28 homecourt wins over Pastner's first two seasons were more than any two-year period in the Jackets' ACC era except the 2015-16 and 2016-17 seasons combined (31). That's 43 home wins over the past three seasons, more than 14 per season.

Jackets Add Didenko, Usher

David Didenko, a 6-8, 230-pound forward from Boca Raton, Fla., who attends Palm Beach State College, signed a national letter-of-intent with Georgia Tech during the early signing period in November, while Jordan Usher, a 6-7, 225-pound forward, has transferred from Southern California and enrolled at Tech for the spring semester.

Didenko attended Boca Raton Community High School before enrolling this year at Palm Beach State, a junior college in Boca Raton. A full academic qualifier in high school, Didenko will enroll at Tech in the summer and have three years of eligibility with the Yellow Jackets.

Born in Russia, Didenko moved to New York in August, 2010, at the age of 10, and is a United States citizen. Prior to his enrollment at Boca Raton Community High School, Didenko attended Northeast High School as a junior, and Montverde Academy for his ninth- and 10th-grade years.

Usher comes to Tech after playing a season and a half for the Trojans, departing from USC after the recently completed fall semester and enrolling for the spring semester. He must complete a year of residency at Georgia Tech and will become eligible to play for the Yellow Jackets following the conclusion of the fall, 2019 term. He will be eligible for the remainder of the 2019-20 season and all of the 2020-21 season.

A native of Canton, Ga., Usher played in all 36 games with two starts for the Trojans as a freshman in 2017-18, averaging 4.8 points and 2.0 rebounds per game while connecting on 40.9 percent of his three-point field goal attempts. In 2018-19, Usher played in 12 games and made two starts, averaging 8.6 points and 3.7 rebounds. A 4-star prospect ranked No. 104 in the nation by 247Sports, Usher played his senior season (2016-17) at Wheeler High School in Marietta, Ga., and prior to that, he attended Sequoyah High School in Canton.

Wire-to-Wire

Though he has expanded his playing rotation this year

Thin Gold Line

Some of Georgia Tech's most successful teams in the Atlantic Coast Conference era have had thin benches and a trio of players who averaged more than 35 minutes per game in ACC play, beginning with the Yellow Jackets' first ACC Championship team in 1985, dubbed the "Thin Gold Line."

1985 ACC Champions, NCAA Elite Eight

(7-man rotation)

Mark Price	37.2 mpg
Bruce Dalrymple	35.6
John Salley	35.1

1990 ACC Champions, NCAA Final Four

(6-man rotation)

Dennis Scott	40.3 mpg
Kenny Anderson	39.4
Brian Oliver	38.4

1993 ACC Champions, NCAA

(7-man rotation)

Travis Best	37.1
James Forrest	35.6
Malcolm Mackey	35.0

1996 ACC Regular-Season Champions, NCAA Elite Eight

(7-man rotation)

Stephon Marbury	38.6 mpg
Drew Barry	38.6
Matt Harpring	36.8

to reflect the growing level of talent within the program, head coach Josh Pastner remains committed to a tight playing rotation, reminiscent of the way Bobby Cremins coached the Yellow Jackets over his 19 seasons.

Tech has utilized its bench for an average of 47.3 (23.7 percent) minutes in its ACC games thus far after averaging 78 minutes in non-conference play.

Jose Alvarado, who had played 96.7 percent of possible ACC minutes prior to his Feb. 11 injury last season, is averaging 36.3 minutes in ACC games this season and has played 35 or more minutes 10 times this season.

Freshman Michael Devoe has averaged 34.6 minutes in ACC games, and James Banks III has averaged 33.5. Alvarado and Devoe both rank among the ACC's top 11, Banks 17th.

Last season, Josh Okogie played 92.3 percent of possible minutes in ACC games last season, while Ben Lammers played 90.2 percent. Lammers ranked No. 1 among centers nationally in minutes per game. Alvarado had ranked fifth among freshmen nationally in percentage of minutes played and minutes per game before he was injured.

The threesome had 20 complete games combined in 2017-18 (eight for Alvarado, six for Lammers, five for Okogie), and Tadic Jackson joined the group by playing 40 minutes at Clemson. Tech had at least one player play the full 40 in 12 of 19 ACC games (regular season plus tournament).

NOTE: Between the Cremins era and the arrival of Pastner, only one Georgia Tech player played every minute of a game, regulation or overtime, and that was Marcus Georges-Hunt on Feb. 20, 2016, in a win over Notre Dame at home. In the final 15 seasons of Cremins' tenure (1985-86 through 1999-2000), a total of 196 players logged a 40-minute game.

Winning Starts at Home

Georgia Tech and head coach Josh Pastner have made a priority of making McCamish Pavilion a real homecourt

TECH NOTEBOOK

Media Guidelines

Georgia Tech's practices are closed to the public and the media, but coaches and student-athletes are made available prior to each game before one of the team's practices. Notices will be distributed weekly to confirm the schedule.

TV stations are allowed to shoot B-roll during the first 10 minutes of those practices.

Media are asked to notify Mike Stamus *the day before* of their need to attend and to make specific student-athlete requests.

Interview requests with student-athletes that need to be conducted at other times must be arranged through the Georgia Tech communications office at least 24 hours in advance. These interviews will be conducted at a time and place convenient to the student-athletes' availability and class schedule.

Media are asked not to contact student-athletes directly either by phone, e-mail, text or social media. They are instructed not to respond. Every effort will be made to make them available.

Interviewing Coach Pastner

Media wishing to speak with Coach Pastner at times other than scheduled media availabilities must notify Mike Stamus in the communications office in advance to make or confirm arrangements. He also is available each Monday on the ACC Teleconference (10:50 a.m.) beginning January 7.

Post-Game Protocol

Each head coach will hold a post-game press conference in the designated interview room (Shah Media Room at McCamish Pavilion).

Student-athletes requested by the media will be brought to the interview room following the coaches press conferences, when the team is at home, outside the team's locker room when the team is on the road.

Josh Pastner Radio Show

Head coach Josh Pastner's weekly radio show airs each Monday from 7-8 p.m. on "680 the Fan" and 93.7 FM, beginning Dec. 3.

ACC Coaches Weekly Teleconference

The 15 ACC head basketball coaches will be featured on nine Monday teleconferences during the 2018-19 season, beginning on Monday, January 7, and continuing through March 4. Each coach will have 10 minutes to make an opening statement and answer questions. There will be an instant replay of each teleconference on the Conference's internet site TheACC.com each Monday afternoon.

Georgia Tech head coach Josh Pastner will be on the teleconference at 10:50 a.m. each week.

Coaches that play on Monday in January and February are not required to participate in that day's call. Coach Pastner will be on every Monday at the same time. The teleconference schedule for each Monday will differ for the other 14 head coaches, depending on what teams play that Monday night.

Contact the ACC media relations office at 336-851-6062 for the call-in number and for questions on the schedule.

advantage for the program, and the Yellow Jackets made a good start on that by setting a program record for wins at home (17) in 2017-18, which included a 7-2 ACC record and two NIT victories.

Tech is 13-7 against ACC teams at home under Pastner, and that includes a 5-4 mark against ranked opponents.

The Jackets' 60-53 win over No. 25 Notre Dame on Jan. 10 was just the latest triumph in a list that includes eventual NCAA champion North Carolina (No. 9 at the time), No. 6 Florida State and No. 15 Notre Dame last season, as well as a 64-54 win over No. 15 Miami on Jan. 3 this season. Tech's only losses came to No. 9 Louisville last January and to No. 2 Virginia and No. 18 Clemson this season.

Tech is 38-16 at McCamish Pavilion under Pastner.

Tech-UGA Game Moves to November Next Two Seasons

The Georgia Tech and Georgia basketball teams have signed an agreement to play the next two games of the series the week before Thanksgiving, giving both teams an opportunity to play the game at home in front of their student bodies before the fall semester ends.

The teams will face off next season on Wednesday, Nov. 20, at Stegeman Coliseum in Athens, and the following season on Thursday, Nov. 19, at McCamish Pavilion in Atlanta.

In the 194-game history of the series, Tech and Georgia have played their game before Thanksgiving only twice, on Nov. 15, 2013 in Athens and Nov. 14, 2014 in Atlanta. The Yellow Jackets won both games and lead the all-time series, 105-89.

As Southeastern Conference foes from 1932-64, the games were played in January, February and March. After Tech left the ACC, most of the games remained in January and February until the rivalry became a late December fixture at the Omni arena in downtown Atlanta from 1981-94. The series has been played on the two campuses every year since then, mostly in December.

Tech to Play in 2019 Diamond Head Classic

Georgia Tech will make the fifth trip to the state of Hawai'i in program history next December when it will compete in the 2019 Hawaiian Airlines Diamond Head Classic in Honolulu, Hawai'i.

The field for the 2019 Hawaiian Airlines Diamond Head Classic features Ball State (Mid-American), Boise State (Mountain West), Georgia Tech (ACC), tournament host school Hawai'i (Big West), Houston (AAC), Portland (WCC), UTEP (Conference USA), and Washington (Pac-12). The 11th annual event will be played at the Stan Sheriff Center on the campus of the University of Hawai'i. Dates and times will be announced at a later date.

Three teams in the 2019 field were a part of the postseason last season – Boise State (NIT), Houston (NCAA) and Washington (NIT). Meanwhile, five teams will make their first-ever appearance in the Hawaiian Airlines Diamond Head Classic.

Tech has a 10-5 record all time in four previous tournament events in Hawai'i, including a 6-3 mark in three appearances in the Rainbow Classic – 1984 champions, 1988, 1994 – which also were held at the University of Hawai'i. The Yellow Jackets also played in the 1998 Big Island Classic in Hilo, and the 2006 Maui Invitational.

Four Tech Alumni on NBA Rosters

Since 1982, Georgia Tech has produced 19 first-round NBA draft picks and 44 draft picks overall. A total of 38 Georgia Tech alumni have played in the NBA.

Four former Georgia Tech basketball stars were on NBA rosters at the start of the 2018-19 season, including guard **Josh Okogie**, who was drafted 20th overall by for the Minnesota Timberwolves.

Iman Shumpert, a seven-year NBA veteran, played his third full season in Cleveland after helping the Cavaliers win the

NBA championship in 2016, and was traded before the deadline to Sacramento.

Thaddeus Young, an 11-year NBA veteran, is now in his third season with the Indiana Pacers after playing seven seasons in Philadelphia, one in Minnesota and two in Brooklyn.

Derrick Favors has emerged as a key figure in his eighth season in Utah and re-signed with the team after becoming a free agent.

Arts and Letters

Beginning with Moe Miller and Lance Storrs in the summer of 2011, every four-year senior in the Georgia Tech program has graduated with the exception of the Yellow Jackets' 2018 two seniors. Tadic Jackson and Ben Lammers, were both on track to compete their degree requirements in the spring (Jackson) and fall (Lammers) semesters, but both received offers to play overseas.

Derek Craig and Nick Foreman received their Tech degrees in 2012, as did the 2013 senior class of Mfon Udofia, who finished his business administration degree work in the summer, and Pierre Jordan, who completed his Masters degree requirements in building construction in the spring. Brandon Reed graduated in the summer with his management degree before transferring back to Arkansas State to play his final year of basketball.

All three of Tech's four-year seniors in 2013-14 - Kammeon Holsey, Daniel Miller and Jason Morris - graduated that spring. Robert Sampson, the Jackets' only undergraduate scholarship senior in 2014-15, graduated in the spring.

From the 2015-16 squad, Marcus Georges-Hunt walked the stage at commencement in May, accomplishing the rare feat of graduating in four years. Point guard Travis Jorgenson, who elected not to use his final year of eligibility, received his degree in December of 2017.

From the 2016-17 team, Josh Heath, Corey Heyward (fifth-year because of an injury redshirt in 2012-13) and Quinton Stephens all graduated in May of 2017, while Rand Rowland finished his requirements and received his degree in December of 2016. Both graduate transfers, Kellen McCormick (summer of 2017) and Jodan Price (fall of 2017), received their Masters degrees.

Georges-Hunt and current senior Tadic Jackson have made the Academic All-ACC team twice, and the Yellow Jackets have had at least one player named to that team since it was instituted for the 2010-11 season.

Tech's men's basketball team has recorded the highest Academic Progress Report scores the last five years since the NCAA began tracking academic performance in 2004-05. The Jackets scored a perfect team single year APR score of 1000 three straight years from 2011-13.

Welcome to The Hank

Georgia Tech is playing its seventh season in McCamish Pavilion, which was for all intents and purposes, brand new when it opened for the 2012-13 season. The only physical elements of McCamish Pavilion that remain from the venerable Alexander Memorial Coliseum are the roof, which was re-covered, and the 32 steel ribs that support it.

The capacity of McCamish Pavilion is 8,600, including 1,665 seats in the new balcony level and 6,935 seats in the lower seating bowl. There are no suites, but there is a premium club area that seats 500. Alexander Memorial Coliseum seated 9,191 spectators in its final configuration.

The most impressive features of McCamish Pavilion are its grand entrance, which fronts 10th and Fowler Streets, the ability for patrons to view the court from the main concourse all the way around, and the theatrical lighting system, which concentrates light on the court while leaving the seating areas dark, modeled after the Staples Center in Los Angeles and Madison Square Garden in New York.

Tech played 55 seasons in Alexander Memorial Coliseum,

TECH NOTEBOOK

Tech Alumni in the NBA

Player	Team
Derrick Favors	Utah Jazz
Josh Okogie	Minnesota Timberwolves
Iman Shumpert	Sacramento Kings
Thaddeus Young	Indiana Pacers

Tech Alumni Elsewhere

Alade Aminu	Hapoel T-A (Israel)
Tony Akins	CC Egis (South Korea)
Chris Bosh	NBA free agent
Will Bynum	Yesilgiresun (Turkey)
Demarco Cox	Quimper (France)
Mouhammad Faye	Crvena Zvezda (Serbia)
Marcus Georges-Hunt	Maine Red Claws (G League)
Trae Golden	Avtodor (Russia)
Kammeon Holsey	Craiova (Romania)
Jarrett Jack	NBA free agent
Tadic Jackson	AB Contern (Luxembourg)
Ben Lammers	Bilbao Basket (Spain)
Gani Lawal	Shiga L-Stars (Japan)
Stephon Marbury	Beijing Fly Dragons (China)
Anthony McHenry	Shinshu BW (Japan)
Daniel Miller	Sendai 89ers (Japan)
Charles Mitchell	Ferro Carril (Argentina)
Anthony Morrow	NBA free agent
Zachery Peacock	Bourg (France)
Glen Rice, Jr.	Humacao Caciques (Bosnia)
Robert Sampson	Mornar Bar (Montenegro)
Avi Schafer	Alvark Tokyo (Japan)
Adam Smith	Orasi RAV (Italy)
Jeremis Smith	Soles (Mexico)
Quinton Stephens	Coruna (Spain)

Former Tech Players in Coaching

Player (at Tech)	Current Position
Kenny Anderson (1989-91)	*Fisk University
Ty Anderson (2006-09)	*South Gwinnett HS
Rod Balanis (1990-94)	#Notre Dame
Anthony Byrd ()	*Knightdale (N.C.) HS
B.J. Elder (2001-05)	*Clarkston HS (Atlanta)
Shaun Fein (1999-2001)	#Brooklyn Nets
Dion Glover (1997-98)	#Grand Rapids (NBA G-League)
Pierre Jordan (2011-13)	#Tennessee State
Maurice Miller (2007-11)	*Raleigh-Egypt HS (Memphis)
Winston Neal (1999-01)	*Columbia State (Tenn.)
Mark Price (1982-86)	Denver Nuggets
Fred Vinson (1992-94)	#New Orleans Pelicans
Mfon Udofia	#Erie (NBA G-League)

Former Tech Coaches in Coaching

Coach (at Tech)	Current Position
Amir Abdur-Rahim (2011-12)	#Georgia
Perry Clark (1982-88)	#South Carolina
Sherman Dillard (1988-94)	#Iowa
Chad Dollar (2011-16)	#Georgia
Bruce Evans (2012-16)	#North Florida
Brian Gregory (2011-16)	*South Florida
Tavaras Hardy (2016-18)	*Loyola-Maryland
Tom Herrion (2014-16)	#South Florida
Robert McCullum (2010-11)	*Florida A&M
Billy Schmidt (2011-14)	+OKC Thunder
Cliff Warren (2000-05)	+Massachusetts
Charlton Young (2005-09)	#Florida State

*head coach; #assistant coach; +other staff

compiling a record of 556-194 (.741). Miami was the last team to play Tech in Alexander Memorial Coliseum, a game Tech won, and was the first ACC team to play in McCamish Pavilion on Jan. 5, which Miami won. For the 2011-12 season, Tech played its home games at Phillips Arena and the Arena at Gwinnett.

Tech's NCAA Tournament History

Georgia Tech played in the NCAA Tournament five times in 11 seasons under head coach Paul Hewitt and has played in the event 16 times in its history. Fifteen of those appearances have occurred from 1985 to the present.

Tech has a record of 23-16 in NCAA Tournament play, highlighted by its 2004 trip to the NCAA title game as well as a Final Four berth in 1990. The Yellow Jackets have reached the NCAA Sweet 16 seven times (1960, 1985, 1986, 1990, 1992, 1996, 2004).

The 2004 and 2005 appearances were the Yellow Jackets' first back-to-back appearances since Bobby Cremins led the Institute to the Big Dance nine straight years from 1985-93.

Georgia Tech has won at least one game in 11 of its 16 NCAA Tournament appearances.

Tech's ACC Tournament History

Georgia Tech has played in 39 ACC Tournaments, and has a 26-36 all-time record in the event. The Yellow Jackets have won three championships, in 1985 (Atlanta), 1990 (Charlotte) and 1993 (Charlotte).

Tech has been a runner-up four times (1986, 1996, 2005, 2010). The 1986, 1996 and 2010 runs to the finals occurred in Greensboro. Tech also made the finals in 2005 at the Verizon Center in Washington, D.C.

Tech was 0-2 in the ACC Tournament under coach Dwane Morrison, 15-16 under Bobby Cremins (including all three titles), 9-11 under Paul Hewitt (runner-up in 2005 and 2010), 2-5 under Brian Gregory, and 0-2 under Josh Pastner.

BIO UPDATES

Head Coach Josh Pastner • 3rd season

Josh Pastner, who guided Memphis to five post-season berths in seven seasons as the Tigers' head coach, was introduced as Georgia Tech's 14th head basketball coach on April 8, 2016, and wasted no time in getting the Yellow Jackets back to the post-season.

While coaching Tech to 34 wins and building the Jackets' talent base for the future, Pastner has tirelessly promoted the program on campus and throughout the city of Atlanta in an effort to re-create the major homecourt atmosphere that surrounded the Yellow Jackets throughout the 1980s, 1990s and into the middle of the 2000s. The result has been 29 wins and eight sellouts in two seasons at McCamish Pavilion, including a program-record 17 home wins in his first year.

In his first season at the helm, his Yellow Jacket team defied all pre-season expectations by winning 21 games, including four in the National Invitation Tournament. Tech posted an 8-10 ACC record, which included victories over No. 9 North Carolina, No. 6 Florida State and No. 14 Notre Dame, who all finished among the top four in the ACC regular season. He was named Coach of the Year in the ACC and in NABC District 2.

Implementing a high-energy style of play and creative offensive and defensive schemes, Pastner and his staff guided the Yellow Jackets all the way to the finals of the NIT for the first time in 46 years. Two of his players earned all-Atlantic Coast Conference honors; junior center Ben Lammers was named second-team All-ACC and ACC Defensive Player of the Year, while freshman guard Josh Okogie was named to the ACC All-Freshman team.

Though hampered by several significant injuries and other issues in 2017-18, Tech still was able to knock off a pair of top-25 teams while Lammers and Okogie again earned conference honors, and Okogie developed into an NBA first-round draft choice.

Pastner, who turned 41 in the fall, compiled a 167-73 record over seven seasons as the head coach at Memphis, where the Tigers earned bids to the NCAA Tournament four times. He tied for the 10th most wins for a head coach in his first seven seasons in Division I basketball history, and is the second winningest active coach under the age of 40 in NCAA Division I.

Despite his young age, Pastner has been involved in basketball at the Division I level for 21 years, as a player and an assistant coach at Arizona, and as an assistant coach and the head coach at Memphis. He has been a part of teams that have won 524 games, played in 17 NCAA Tournaments and 19 total post-season events. Teams he has been involved with have won 12 conference tournament or regular-season championships, advanced to seven Sweet Sixteens, five Elite Eights, two Final Fours and two NCAA championship games.

As an NCAA head or assistant coach and an AAU head coach, he has coached nearly 25 NBA draft selections.

Pastner's Memphis teams averaged 23.9 wins per season and compiled a conference regular-season record of 82-36, including a conference winning streak of 28 games. The Tigers went 11-4 in Conference USA and American Athletic Conference tournaments, including three championships.

He guided Memphis to five post-season berths, the NIT in 2010 and the NCAA Tournament in 2011, 2012, 2013 and 2014. Pastner twice won Conference USA Coach of the Year honors (2010, 2013) by various organizations and news media.

Pastner was born in Glen Dale, W.Va., and grew up in Kingwood, Texas. He earned his bachelor's degree in family studies in December of 1998, in just two and a half years, from Arizona and his master's degree in teaching and teacher education from Arizona in December of 1999, all while lettering four years in basketball under head coach Lute Olson.

He married the former Kerri Lamas of Sierra Vista, Ariz., in 2009. He has a stepson (Ethan) and three daughters, Payten, Kamryn and Harper.

Pastner as a Head Coach

Season	School	Overall	Conference	Postseason
2009-10	Memphis	24-10	13-3/2nd	NIT second round
2010-11	Memphis	25-10	10-6/4th	NCAA Tournament
2011-12	Memphis	26-9	13-3/1st	NCAA Tournament
2012-13	Memphis	31-5	16-0/1st	NCAA Tournament, round of 32
2013-14	Memphis	24-10	12-6/t-3rd	NCAA Tournament, round of 32
2014-15	Memphis	18-14	10-8/t-5th	
2015-16	Memphis	19-15	8-10/7th	
at Memphis	7 years	167-73	82-37	
2016-17	Georgia Tech	21-16	8-10/11th	NIT finals
2017-18	Georgia Tech	13-19	6-12/13th	
2018-19	Georgia Tech	11-11	3-6	
at Ga. Tech	3rd year	45-46	17-28	
Career	10th year	212-119	99-65	

Pastner Resume

- Head coach, Georgia Tech (2016-present)
- Head coach, Memphis (2009-16) - 4 NCAA Tournaments, 1 NIT, 4 Conference USA titles
- Assistant coach under John Calipari, Memphis (2008-09) - NCAA Sweet 16, C-USA champions
- Assistant coach under Lute Olson, Arizona (2002-08) - 6 NCAA Tournaments, 2 Pac-10 titles
- Basketball staff assistant under Lute Olson, Arizona (2000-02) - Pac-10 champions in 2002
- Played collegiately for Lute Olson, Arizona (1996-2000) - 4 NCAA Tournaments, 1997 National Champions, 2 Pac-10 titles

4 • Brandon Alston • G • 6-5 • 203 • r-Sr.

- Wing guard who has split time as a starter and a reserve ... Double figures in eight games
- Has played "three-and-D" role, but worked hard to make his game more versatile offensively ... Averaging 20.7 minutes this season (23.7 last season)
- Scored season-high 17 in season-opener against Lamar, 16 at Tennessee, 14 vs. St. John's ... Scored 10, 10, 14, 7 in four-game stretch before Syracuse, 13-25 FG, 10-11 FT)
- Has made 18-of-46 shots (team-best 39.1 percent) from three-point land, and 83 percent from the free throw line
- His .467 overall field goal rate best among Tech guards
- Graduate transfer in his last season with Tech after playing two seasons at Lehigh and earning his undergraduate degree in three years

CAREER HIGHS

Points: 20, UTRGV -- 11/22/17
Rebounds: 6, UTRGV -- 11/22/17
Assists: 5, at Pittsburgh -- 1/13/18 ; Gardner-Webb -- 12/17/18
Steals: 2, at Tennessee -- 11/13/18 ; Florida A&M -- 12/9/18
Blocks: 1, 4 times
FG made: 6, 4 times
FG attempts: 11, Bethune-Cookman -- 11/19/17
3FG made: 4, Lamar -- 11/9/18
3FG attempts: 8, Kennesaw State -- 12/28/18
FT made: 8, at Tennessee -- 11/13/18
FT attempts: 8, 4 times
Minutes: 38, Coppin State -- 12/27/17 ; Wake Forest -- 3/3/18

10 • Jose Alvarado • G • 6-0 • 176 • So.

- Tough, determined, high-motor point guard who is an ironman running the Jackets' offense
- Leads Tech in scoring (12.3 ppg), assists (3.3 pg) and steals (1.9 pg) ... Tied for seventh in ACC in steals in ACC games only (1.88)
- Ranks in ACC top 10 in free throw percentage, assists and steals (ACC games only) ... Averaging 11.3 ppg, 3.9 rpg, 3.3 apg, 1.9 steals in ACC games
- Scored 13 vs. Wake Forest, 20 vs. Virginia Tech, 19 at Syracuse, 16 vs. Notre Dame ... Missed Louisville game with groin injury ... Injured ankle vs. North Carolina
- Has averaged 34.8 minutes in ACC games (12th most in the conference)
- Double figures in 14 games this season, season highs of 24 at Northwestern, 20 at Arkansas, 20 vs. Virginia Tech
- Durable player who ranked fourth among freshmen nationwide in overall minutes per game (35.9) and percentage of minutes played (89.3) as a freshman ... Logged eight complete games (seven in ACC play)
- Has 30 career double-figure scoring games (16 as a freshman) ... Has topped 20 points seven times
- Missed final seven games last season after suffering a dislocated left elbow 12 minutes into Tech's Feb. 11 game against Duke ... Had surgery to repair and was sidelined the remainder of the season ... Recovered in time to participate in workouts during summer school

CAREER HIGHS

Points: 24, at Northwestern -- 11/28/18
Rebounds: 9, at Arkansas -- 12/19/18
Assists: 7, Florida A&M -- 12/17/17 ; Wake Forest -- 1/5/19
Steals: 4, 5 times
Blocks: 1, East Carolina -- 11/16/18 ; at Northwestern -- 11/28/18
FG made: 9, at Arkansas -- 12/19/18
FG attempts: 20, Georgia -- 12/22/18
3FG made: 4, 6 times
3FG attempts: 10, Grambling State -- 12/1/17
FT made: 8, Bethune-Cookman -- 11/19/17 ; at Northwestern -- 11/28/18 ; Wright State -- 12/22/17
FT attempts: 10, Bethune-Cookman -- 11/19/17 ; Wright State -- 12/22/17
Minutes: 45 (ot), at Boston College -- 2/4/18 ; 40 (regulation), 8 times

BIO UPDATES

1 • James Banks III • C • 6-9 • 243 • Jr.

- Imposing physical presence in the middle, can be an excellent rim protector and rebounder for the Jackets ... Has a wingspan of 7 feet, 5.35 inches and a standing reach of 9 feet, 3.5 inches
- Transferred from Texas after last season and was granted immediate eligibility by the NCAA on Nov. 13, enabling him to join the Jackets on the court for their game at Tennessee ... Moved into the starting lineup in game 6 against St. John's
- Receiving the most extensive playing time of his career (28.7 minutes per game, 32.0 mpg vs. ACC) ... Started Tech's last 16 games
- Tech's No. 1 scorer in ACC games (12.2 ppg) and No. 2 overall (10.4 ppg) ... Has converted 56.2 percent of his field goal tries in all games, 54.8 percent in ACC games (3rd-best in ACC)
- Has converted 72 percent of his free throws in ACC games, 5.6 rebounds and 2.0 blocks per game (No. 3 in the ACC)
- Scored 20 points and hit 9-11 FG in his ACC debut vs. Wake Forest, 16 points each vs. Syracuse and Clemson, 24 (9-17 FG) vs. Louisville, 16 vs. Notre Dame
- Has six double-doubles this season - at Northwestern (12 points/12 rebounds), vs. St. John's (14 pts/12 rebs), Gardner-Webb (22 pts, 12 rebs), at Arkansas (14 pts, career-high 14 rebs), Louisville (career-high 24 pts, 11 rebs), Notre Dame (16 pts, 10 rebs)
- Played 46 games (10.7 minutes per game) in two seasons at Texas, averaging 1.7 points and 2.3 rebounds ... Has already surpassed his two-year Texas totals in all offensive categories

CAREER HIGHS

Points: 24, Louisville -- 1/19/19
Rebounds: 14, at Arkansas -- 12/19/18
Assists: 5, Florida A&M -- 12/9/18
Steals: 3, at Syracuse -- 1/12/19
Blocks: 5, Incarnate Word -- 11/11/16* ; at Arkansas -- 12/19/18
FG made: 10, Gardner-Webb -- 12/17/18
FG attempts: 17, Louisville -- 1/19/19
FT made: 6, Louisville -- 1/19/19
FT attempts: 9, Louisville -- 1/19/19
Minutes: 38, Notre Dame -- 1/22/19
*at Texas

3 • Evan Cole • F • 6-9 • 217 • So.

- Solid play off the bench in eight games since return from injury - personal bests of 11 points against Kennesaw State, then 16 against USC Upstate, nine points against Wake Forest, eight at Syracuse, seven at Duke and FSU
- Has seen his most extensive playing time since the season's first two games (14.5 mpg) ... 25-of-45 from the floor, 5.3 ppg, 3.2 rpg in those 11 games
- Versatile frontcourt player who started Tech's first two games this season ... Missed seven of the next nine games recovering from a sprained left ankle suffered in game 2 at Tennessee ... Success comes from hard cutting offensively and crashing the glass at both ends of the floor
- Played in 24 games, averaging 13.8 minutes in those, as a freshman ... Started the last seven games of the season, averaging 27.4 minutes, 5.7 points and 5.3 rebounds (16-32 FG, 4-9 on 3s) ... First career double-double (10/10) vs. Wake Forest in final regular-season game
- Originally signed a letter-of-intent to attend UNC-Wilmington, but received a release when the Seahawks' coach, Kevin Keatts, left to become the head coach at NC State ... Highly skilled player with good athleticism and shooting ability

CAREER HIGHS

Points: 16, USC Upstate -- 1/2/19
Rebounds: 10, Wake Forest -- 3/3/18
Assists: 2, USC Upstate -- 1/2/19 ; at Syracuse -- 1/12/19
Steals: 2, Lamar -- 11/9/18 ; Kennesaw State -- 12/28/18
Blocks: 2, Wake Forest -- 3/3/18 ; Wake Forest -- 1/5/19
FG made: 6, USC Upstate -- 1/2/19
FG attempts: 8, USC Upstate -- 1/2/19 ; Wake Forest -- 3/3/18
3FG made: 2, at Clemson -- 2/24/18
3FG attempts: 3, USC Upstate -- 1/2/19 ; Kennesaw State -- 12/28/18
FT made: 4, Florida A&M -- 12/9/18 ; at Syracuse -- 1/12/19
FT attempts: 6, at Syracuse -- 1/12/19
Minutes: 36, Wake Forest -- 3/3/18

0 • Michael Devoe • G • 6-4 • 188 • Fr.

- Four-star prep prospect with a high IQ who has averaged 30.5 minutes per game ... Tech's fourth-leading scorer overall (9.0 ppg) and in ACC games (9.4 ppg)
- Missed six weeks of preseason practice with an injured right big toe, but steadily improved after returning to the court
- Averaged 34.9 minutes in ACC games (9th-most), and has shot 38 percent from the floor, 39.3 percent from 3-point range in conference play
- Started Tech's last 13 games, beginning Dec. 19 at Arkansas, averaging 34.1 minutes and 10.2 points ... Has shot 41.9 percent from the floor, 35.3 percent on threes in that stretch
- Scored in double digits nine times, including three times in his last four games -- 11 vs. Notre Dame, 11 at Duke, 10 at FSU
- Gets steals in bunches (38 total), has blocked 11 shots
- Second on team in free throws made and No. 1 in attempts, hitting 69.3 percent (52-of-75)
- Consensus four-star prospect listed No. 43 nationally and No. 13 at the point guard position by Rivals; No. 45 overall and No. 9 at his position by 247Sports rankings
- Montverde Academy in Orlando, Fla., which compiled a perfect 36-0 record in 2017-18 and a claim to the Geico National Championship title ... Scored 21 points in the title game

CAREER HIGHS

Points: 16, Wake Forest -- 1/5/19
Rebounds: 6, Gardner-Webb -- 12/17/18 ; Virginia Tech -- 1/9/19
Assists: 6, Kennesaw State -- 12/28/18
Steals: 4, East Carolina -- 11/16/18 ; Florida A&M -- 12/9/18 ; Duke -- 1/26/19
Blocks: 2, at Northwestern -- 11/28/18
FG made: 6, Georgia -- 12/22/18
FG attempts: 13, at Florida State -- 2/2/19
3FG made: 3, Wake Forest -- 1/5/19
3FG attempts: 5, UTRGV -- 11/21/18 ; Notre Dame -- 1/22/19 ; at Florida State -- 2/2/19
FT made: 7, UTRGV -- 11/21/18
FT attempts: 8, UTRGV -- 11/21/18 ; Wake Forest -- 1/5/19
Minutes: 39:36, Virginia Tech -- 1/9/19

34 • Abdoulaye Gueye • F • 6-9 • 217 • r-Sr.

- Named is pronounced "ab-doo-LIE - GAY"
- Wiry "stretch-4" forward with long arms who plays on the interior but is quick and athletic enough to defend the wing ... Has emerged as a quality complement to James Banks in the frontcourt in conference play
- Has a 7-foot, 1-inch wingspan and a 9-foot, 1-inch reach
- Has played very well over his last six games (missed Clemson and Louisville with medical condition), scoring in double figures in each game and averaging 12.8 points and 5.8 rebounds while hitting 54 percent of his shots from the floor
- Ranks fifth in the ACC in field goal percentage in conference games (53.0)
- Scored 11 against Virginia Tech and 10 at Syracuse before leaving that game early in the second half with cramping issues
- Returned to the court against Notre Dame (13 points), and has been Tech's high scorer in the last three games (14 at Duke, 14 vs. UNC, 15 at FSU)
- Matched career-high of 16 points (7-7 FG) with eight rebounds in 19 minutes against Kennesaw State on the eve of the conference season
- Started Tech's first six games this season (6.3 ppg, 4.5 rpg) ... Gave way to James Banks in the starting lineup, but has now given Tech a reliable frontcourt tandem playing alongside Banks
- Disruptive on the defensive end ... Developed into a dependable scorer in the post and a good passer on the offensive end

CAREER HIGHS

Points: 16, at Pittsburgh -- 1/13/18 ; Kennesaw State -- 12/28/18
Rebounds: 9, Yale -- 1/6/18 ; Ohio -- 11/18/16 ; at Louisville -- 2/8/18
Assists: 5, UTRGV -- 11/22/17
Steals: 3, Yale -- 1/6/18 ; East Carolina -- 11/16/18 ; UTRGV -- 11/21/18
Blocks: 5, Syracuse -- 1/31/18 ; Lamar -- 11/9/18
FG made: 7, at Pittsburgh -- 1/13/18 ; Clemson -- 1/28/18 ; Kennesaw State -- 12/28/18 ; Duke -- 1/26/19 ; North Carolina -- 1/29/19
FG attempts: 16, Duke -- 1/26/19
3FG made: 2, UTRGV -- 11/22/17
3FG attempts: 3, UTRGV -- 11/22/17
FT made: 6, at Florida State -- 01/24/18 ; at Florida State -- 1/24/18 ; Bethune-Cookman -- 11/19/17
FT attempts: 8, Bethune-Cookman -- 11/19/17 ; UTRGV -- 11/22/17
Minutes: 39, at Louisville -- 2/8/18

GAME NOTES

BIO UPDATES

13 • Curtis Haywood II • F • 6-5 • 202 • So.

- Gives Tech a legitimate three-point threat, basketball IQ and defensive skills ... Has a 6-foot, 11-inch wingspan
- Tech's fifth-leading scorer (7.0 ppg) with 50 assists (T-2 on team) and 28 turnovers with 28 steals ... Has 16 games with one or no turnovers this season
- Scored 15 points at Syracuse, hitting 3-of-6 from three-point range, with a career-high seven assists in the Tech victory ... Scored eight (2-3 on 3s) at Clemson ... 1-for-22 from three-point range in last five games
- Scored career-high 18 points (5-9 FG, 3-5 on 3s, 5-6 FT) vs. East Carolina, 12 vs. Gardner-Webb
- Second behind Alvarado in three-pointers made and attempts (31.8 pct. on 88 attempts)
- Long-armed and athletic wing who played 15 games and started seven before missing the last 11 of the season with a stress reaction in his right leg ... Also missed six games in late December
- Averaged 5.3 points and 3.9 rebounds in 15 games last season, hitting 37 percent of his shots from three-point range before being sidelined

CAREER HIGHS

Points: 18, East Carolina -- 11/16/18
Rebounds: 8, Tennessee -- 12/3/17
Assists: 7, at Syracuse -- 1/12/19
Steals: 4, UTRGV -- 11/21/18
Blocks: 2, Louisville -- 1/19/19
FG made: 6, at Syracuse -- 1/12/19
FG attempts: 10, at Syracuse -- 1/12/19 ; North Carolina -- 1/29/19
3FG made: 4, Gardner-Webb -- 12/17/18
3FG attempts: 8, Gardner-Webb -- 12/17/18
FT made: 5, East Carolina -- 11/16/18
FT attempts: 6, East Carolina -- 11/16/18
Minutes: 38, at Syracuse -- 1/12/19

12 • Khalid Moore • F • 6-6 • 200 • Fr.

- Athletic and long (7-foot, 0.5-inch wingspan) forward with good scoring ability and basketball IQ
- Played 18 mpg minutes in 17 games after a DNP vs. Prairie View A&M, starting seven games during that stretch
- Averaged 5.3 points and 1.6 rebounds while hitting 53.8 percent of his shots from the floor and 4-of-9 on three-point FG in those 17 games (21 assists/15 turnovers)
- Career-high 14 points (6-6 FG, 2-2 on 3s) vs. Florida A&M, 10 at Arkansas
- Averaged 4.1 points, 1.6 rebounds in ACC games ... 11-for-19 from the floor
- Gives Tech two New York natives on the roster ... Came from the same high school (Archbishop Molloy) as Yellow Jackets' legendary point guard Kenny Anderson, and played on the same AAU team as teammate Jose Alvarado
- Rated a three-star prospect by most services, though he was a 4-star by ESPN

CAREER HIGHS

Points: 14, Florida A&M -- 12/9/18
Rebounds: 4, UTRGV -- 11/21/18
Assists: 3, at Northwestern -- 11/28/18 ; at Arkansas -- 12/19/18
Steals: 2, at Northwestern -- 11/28/18 ; Florida A&M -- 12/9/18 ; Wake Forest -- 1/5/19
Blocks: 1, Georgia -- 12/22/18 ; Florida A&M -- 12/9/18
FG made: 6, Florida A&M -- 12/9/18
FG attempts: 7, at Arkansas -- 12/19/18 ; Georgia -- 12/22/18
3FG made: 2, Florida A&M -- 12/9/18
3FG attempts: 2, Georgia -- 12/22/18 ; Florida A&M -- 12/9/18
FT made: 6, Wake Forest -- 1/5/19
FT attempts: 6, at Arkansas -- 12/19/18 ; Wake Forest -- 1/5/19
Minutes: 34, at Arkansas -- 12/19/18

24 • Sylvester Ogbonda • C • 6-10 • 237 • r-Jr.

- Last name pronounced "oh-BOND-uh"
- Remains a backup at the center position, averaging 6.7 minutes, 1.8 points and 1.7 rebounds in 10 games
- Played 23 minutes against Lamar, two more than he logged all of last season, and set career highs of seven points and nine rebounds
- Minutes evaporated once James Banks became eligible (35 total in eight games) ... Has played 18 minutes in Tech's last five games
- Played in just nine games, six in the ACC, last season, but saw 10 minutes against Virginia Tech and scored seven points with four rebounds, all season highs
- Sat out the 2015-16 season as a redshirt ... Long and mobile with excellent athletic ability ... Runs the floor well and is agile around the rim ... Good shot blocker who also blocks out well as a rebounder
- Originally from Nigeria, attended the National Christian Academy in Fort Washington, Md.

CAREER HIGHS

Points: 8, Tusculum -- 2/7/17
Rebounds: 9, Lamar -- 11/9/18
Assists: 4, Lamar -- 11/9/18
Steals: 1, Lamar -- 11/9/18 ; Duke -- 1/26/19
Blocks: 2, at Clemson -- 1/16/19
FG made: 2, Lamar -- 11/9/18
FG attempts: 7, Tusculum -- 2/7/17
FT made: 3, Lamar -- 11/9/18
FT attempts: 5, Lamar -- 11/9/18
Minutes: 23, Lamar -- 11/9/18

2 • Shembari Phillips • G • 6-3 • 202 • r-Jr.

- Sat out last season after transferring from Tennessee, has two years of eligibility with Tech
- Started Tech's first six games, averaging 19.7 minutes, 4.7 points and 1.3 assists per game ... Played in only eight of Tech's last 13 games, but played 10 minutes at Clemson and 22 against Louisville in the absences of Brandon Alston and Jose Alvarado
- Scored 10 points against Lamar with four assists in the season opener
- Has hit 37.5 percent from the floor and 4-of-18 from three-point range
- Part-time starter at Tennessee (24 starts, 64 games) over two years with the Volunteers who shot 37.1 percent from three-point range and 77 percent from the free throw line ... Proved himself to be a capable scorer and established a reputation as a good defender

CAREER HIGHS

Points: 23, at Vanderbilt, 3/1/16
Rebounds: 7 (4 times), last at LSU, 3/1/17
Assists: 7, vs. Georgia Tech, 12/3/16
Steals: 3, Lamar -- 11/9/18*
Blocks: 1 (11 times), last vs St. John's -- 12/1/18*
FG made: 8, at Vanderbilt, 3/1/16
FG attempts: 17, at Vanderbilt, 3/1/16
3FG made: 4, at Vanderbilt, 3/1/16
3FG attempts: 5, at Vanderbilt, 3/1/16 ; Missouri, 2/18/17
FT made: 9, vs. Texas A&M, 1/9/16
FT attempts: 10, vs. Texas A&M, 1/9/16
Minutes: 38, vs. LSU, 2/20/16
*with Georgia Tech

BIO UPDATES

35 • Kristian Sjolund • F • 6-7 • 200 • Fr.

- Successful and versatile high school performer with international experience
- Has the ability to stretch the floor with his jump shot, has impressive shot mechanics, a smooth shooting motion and deep range on his shot ... Runs the floor well, has good athleticism, hands and footwork ... Has a 6-foot, 10.25-inch wingspan
- Played in 12 games, with his most extensive court time coming against East Carolina (11 minutes, two points, three rebounds) ... 11 minutes total against Clemson and Louisville when Tech missed three players
- Played with Norway in the 2015 FIBA U16 European Championships, averaging 18.7 points and 5.9 rebounds a game; then in 2017, he played in the U18 Nordic Championship and scored 7.2 points a game

CAREER HIGHS

Points: 3, Florida A&M -- 12/9/18
Rebounds: 3, East Carolina -- 11/16/18
Assists: 1, Lamar -- 11/9/18 ; Kennesaw State -- 12/28/18
FG made: 1, Florida A&M -- 12/9/18
FG attempts: 3, Florida A&M -- 12/9/18
3FG made: 1, Florida A&M -- 12/9/18 ; Duke -- 1/26/19
3FG attempts: 2, East Carolina -- 11/16/18 ; UTRGV -- 11/21/18 ; Florida A&M -- 12/9/18
FT made: 2, East Carolina -- 11/16/18
FT attempts: 2, East Carolina -- 11/16/18
Minutes: 11, East Carolina -- 11/16/18

5 • Moses Wright • F • 6-9 • 217 • So.

- Raw, but athletic froncourt player who has played basketball competitively only since age 14 before signing with Tech in spring of 2017 ... With development, has the ability to impact the game at both ends with his shooting, rebounding and shot-blocking ability
- Started 14 games, initially replacing the injured Evan Cole (who started Tech's first two games), before a DNP at Syracuse
- Played 21 minutes off the bench at Clemson and started against Louisville with Abdoulaye Gueye absent (16 points, seven rebounds, 7-12 FG)
- Scored 11 points vs. UTRGV (5-8 FG), 12 points (5-8 FG) vs. St. John's, 10 (5-8 FG) vs. Kennesaw State
- Averaging 16.5 minutes this season, 5.1 points and 3.4 rebounds, 42.9 percent from the floor
- Grew four inches and added 40 pounds after his sophomore year in high school... has a 6-foot, 11.25-inch wingspan
- First North Carolina native to sign with Tech since Anthony Morrow (Charlotte), who played at Tech from 2004-08 and was an eight-year NBA veteran

CAREER HIGHS

Points: 19, Florida A&M -- 12/17/17
Rebounds: 8, Bethune-Cookman -- 11/19/17 ; Virginia Tech -- 2/17/18
Assists: 5, Kennesaw State -- 12/28/18
Steals: 3, at Tennessee -- 11/13/18
Blocks: 1, 7 times
FG made: 8, Florida A&M -- 12/17/17
FG attempts: 10, at Clemson -- 2/24/18
3FG made: 1, at Tennessee -- 11/13/18 ; East Carolina -- 11/16/18
3FG attempts: 4, Virginia Tech -- 2/17/18
FT made: 2, 5 times
FT attempts: 7, Florida A&M -- 12/17/17
Minutes: 35, at Virginia -- 2/21/18

11 • Evan Jester • F • 6-6 • 191 • So.

- All-state wing forward from suburban Atlanta and one of the top prep programs in the state of Georgia who joined the Yellow Jackets' program as a non-scholarship player for the fall 2017 term
- Played four seasons of basketball at Sandy Creek High School, helping lead the Patriots to a 23-8 record and a berth in the semifinals of the Georgia state AAAA playoffs
- Named to the Georgia Athletic Coaches Association AAAA all-state team and all-region player of the year, also to the all-state team named by Hoopseen

45 • Shaheed Medlock • G • 6-5 • 196 • Jr.

- Non-(athletic)-scholarship player who enrolled at Tech and joined the basketball program in the summer of 2016 ... Was not on the team in 2017-18, but returned this fall ...
- Attending Tech on a Bill Gates Millennium Scholarship
- Earned a reputation as an outstanding defensive player in high school

55 • Malachi Rice • G • 6-0 • 186 • So.

- Left-handed point guard who played four years, lettering in three, on the varsity team at Brebeuf Jesuit Preparatory School ... Led Brebeuf to Circle City Conference championships twice
- Older brother Solomon is a distance runner on the track team at Columbia University .. Twin brother Isaiah is a freshman walk-on basketball player at Vanderbilt ... His uncle, Kenneth Rice, played basketball at Alabama from 1988-91

MISCELLANEOUS

Starting Lineups

Game	C	F	G	G	G
N9 LAMAR	Gueye	Cole	Phillips	Haywood II	Alvarado
N13 at Tennessee	Gueye	Cole	Phillips	Haywood II	Alvarado
N16 EAST CAROLINA	Gueye	Wright	Phillips	Haywood II	Alvarado
N21 UT RIO GRANDE VALLEY	Gueye	Wright	Phillips	Haywood II	Alston
N23 PRAIRIE VIEW A&M	Gueye	Wright	Phillips	Haywood II	Alvarado
N28 at Northwestern	Gueye	Wright	Phillips	Haywood II	Alvarado
D1 vs. St. John's	Banks III	Wright	Alston	Haywood II	Alvarado
D9 FLORIDA A&M	Banks III	Wright	Alston	Haywood II	Alvarado
D17 GARDNER-WEBB	Banks III	Wright	Alston	Haywood II	Alvarado
D19 at Arkansas	Banks III	Wright	Devoe	Moore	Alvarado
D22 GEORGIA	Banks III	Wright	Devoe	Moore	Alvarado
D28 KENNESAW STATE	Banks III	Wright	Devoe	Moore	Alvarado
J2 USC UPSTATE	Banks III	Wright	Devoe	Moore	Alvarado
J5 WAKE FOREST	Banks III	Wright	Devoe	Moore	Alvarado
J9 VIRGINIA TECH	Banks III	Wright	Devoe	Moore	Alvarado
J12 at Syracuse	Banks III	Gueye	Devoe	Haywood II	Alvarado
J16 at Clemson	Banks III	Cole	Devoe	Haywood II	Alvarado
J19 LOUISVILLE	Banks III	Wright	Devoe	Haywood II	Moore
J22 NOTRE DAME	Banks III	Gueye	Devoe	Haywood II	Alvarado
J26 at Duke	Banks III	Gueye	Devoe	Haywood II	Alvarado
J29 NORTH CAROLINA	Banks III	Gueye	Devoe	Haywood II	Alvarado
F2 at Florida State	Banks III	Gueye	Devoe	Haywood II	Alvarado
F6 CLEMSON					
F10 at Notre Dame					
F13 at Virginia Tech					
F16 FLORIDA STATE					
F20 PITTSBURGH					
F23 at Miami					
F27 at Virginia					
M3 BOSTON COLLEGE					
M6 at NC State					

Specialty Stats (GT/Opp)

Game	Paint	OffTO	2ndCh	FBreak	Bench
N9 LAMAR	38/30	22/18	9/7	16/21	41/27
N13 at Tennessee	20/22	12/6	11/10	0/4	34/4
N16 EAST CAROLINA	24/28	16/18	8/8	19/18	35/24
N21 UT RIO GRANDE VALLEY	30/16	19/4	5/10	19/3	31/16
N23 PRAIRIE VIEW A&M	36/22	19/10	2/5	15/6	25/9
N28 at Northwestern	32/26	12/17	12/14	9/13	27/12
D1 vs. St. John's	38/28	7/13	8/10	12/11	11/2
D9 FLORIDA A&M	32/16	31/10	7/6	17/11	36/17
D17 GARDNER-WEBB	36/48	6/9	14/10	19/9	8/20
D19 at Arkansas	30/26	13/23	15/3	11/11	10/14
D22 GEORGIA	32/38	14/9	17/9	13/17	14/26
D28 KENNESAW STATE	50/14	27/13	6/1	28/14	45/33
J2 USC UPSTATE	46/24	11/17	5/10	22/14	45/24
J5 WAKE FOREST	34/28	14/16	8/16	15/20	31/10
J9 VIRGINIA TECH	18/20	14/19	1/7	10/14	18/7
J12 at Syracuse	36/16	17/28	8/11	11/9	8/9
J16 at Clemson	32/26	9/17	2/6	2/4	18/10
J19 LOUISVILLE	34/38	10/16	2/5	8/24	5/25
J22 NOTRE DAME	32/24	14/12	9/18	12/8	7/22
J26 at Duke	40/38	9/24	9/13	8/7	12/5
J29 NORTH CAROLINA	36/22	11/20	8/1	15/24	14/24
F2 at Florida State	28/16	10/13	12/4	4/6	15/25
F6 CLEMSON					
F10 at Notre Dame					
F13 at Virginia Tech					
F16 FLORIDA STATE					
F20 PITTSBURGH					
F23 at Miami					
F27 at Virginia					
M3 BOSTON COLLEGE					
M6 at NC State					
Georgia Tech averages	33.4	15.1	8.3	13.0	22.3
Opponent averages	25.7	15.3	8.5	12.2	16.6

Miscellaneous

Game	Opponent	Uniform Color	Tip	Large Lead	Large Deficit	Ties	Lead Changes	GT Led	Opp Led	Game Tied	1st GT Subs	On the Floor at the End
N9 LAMAR	LAMAR	White	LU	28	--	--	--	37:37	--	2:23	Alston for Haywood, 14:28	Alston, Alvarado, Devoe, Haywood II, Wright
N13 at Tennessee	Tennessee	Navy	UT	2	15	1	1	0:56	37:20	1:44	Alston, Devoe, Ogbonda, Wright – 15:58-1st half	Alston, Devoe, Moore, Ogbonda, Sjolund
N16 EAST CAROLINA	EAST CAROLINA	White	ECU	32	5	2	5	29:31	9:03	1:26	Alston, Banks, Devoe – 15:04-1st half	Jester, Medlock, Ogbonda, Rice, Schafer
N21 UTRGV	UTRGV	White	GT	35	--	--	--	38:35	--	1:25	Alvarado, Banks, Devoe – 14:08-1st half	Jester, Moore, Ogbonda, Schafer, Sjolund
N23 PRAIRIE VIEW A&M	PRAIRIE VIEW A&M	White	GT	11	10	2	1	10:36	26:54	2:30	Alston, Banks – 16:48-1st half	Alvarado, Alston, Haywood II, Gueye, Banks
N28 at Northwestern	Northwestern	White	NU	--	28	1	--	--	38:27	1:33	Banks - 19:09-1st half	Alston, Alvarado, Devoe, Moore, Gueye
D1 vs. St. John's	St. John's	White	GT	16	8	2	3	23:30	15:39	0:51	Devoe, Gueye, Moore – 14:21-1st half	Alston, Alvarado, Phillips, Wright, Banks III
D9 FLORIDA A&M	FLORIDA A&M	White	FAMU	35	--	1	--	37:33	--	2:27	Gueye – 15:56-1st half	Cole, Gueye, Ogbonda, Phillips, Sjolund
D17 GARDNER-WEBB	GARDNER-WEBB	White	GT	4	13	4	7	3:43	33:21	2:56	Devoe, Moore, Gueye – 14:40-1st half	Alvarado, Alston, Devoe, Moore, Banks III
D19 at Arkansas	Arkansas	Gold	ARK	11	5	5	11	23:38	11:45	4:37	Alston, Gueye – 14:07-1st half	Alston, Alvarado, Devoe, Moore, Banks III
D22 GEORGIA	GEORGIA	White	UGA	--	16	2	--	--	35:49	4:11	Alston – 14:50-1st half	Alvarado, Alston, Devoe, Haywood II, Banks III
D28 KENNESAW STATE	KENNESAW STATE	White	GT	36	--	--	--	38:02	--	1:58	Haywood II – 12:44-1st half	Cole, Medlock, Phillips, Sjolund, Ogbonda
J2 USC UPSTATE	USC UPSTATE	White	GT	19	4	3	7	29:57	5:51	4:12	Alston, Gueye – 16:57-1st half	Alston, Cole, Phillips, Sjolund, Wright
J5 WAKE FOREST	WAKE FOREST	White	GT	14	--	--	1	38:50	--	1:10	Alston, Haywood, Gueye – 13:03-1st half	Alvarado, Devoe, Moore, Cole, Banks III
J9 VIRGINIA TECH	VIRGINIA TECH	White	GT	2	10	2	3	0:44	36:56	2:50	Alston – 18:23-1st half	Alvarado, Devoe, Alston, Gueye, Banks III
J12 at Syracuse	Syracuse	Gold	GT	18	5	4	7	25:39	9:02	5:19	Cole, Moore – 13:01-1st half	Alvarado, Haywood II, Moore, Cole, Banks III
J16 at Clemson	Clemson	White	GT	--	19	--	--	--	39:42	0:18	Wright – 18:26-1st half	Cole, Moore, Ogbonda, Sjolund, Wright
J19 LOUISVILLE	LOUISVILLE	White	GT	2	38	1	1	0:22	38:24	1:14	Phillips – 17:47-1st half	Phillips, Moore, Sjolund, Wright, Ogbonda
J22 NOTRE DAME	NOTRE DAME	White	GT	11	2	6	8	30:20	6:39	3:01	Cole, Moore, Phillips, Wright – 10:42-1st half	Alvarado, Devoe, Moore, Gueye, Banks III
J26 at Duke	Duke	Navy	DU	18	8	4	4	7:03	30:01	2:01	Ogbonda – 16:12-1st half	Haywood, Phillips, Ogbonda, Sjolund, Wright
J29 NORTH CAROLINA	NORTH CAROLINA	Gold	GT	3	30	1	3	1:05	35:17	3:38	Moore – 14:57-1st half	Gueye, Haywood, Moore, Ogbonda, Sjolund
F2 at Florida State	Florida State	Navy	GT	6	12	5	5	7:23	27:51	4:46	Alston, Moore, Wright – 14:40-1st half	Alston, Devoe, Haywood, Phillips, Cole
F6 CLEMSON												
F10 at Notre Dame												
F13 at Virginia Tech												
F16 FLORIDA STATE												
F20 PITTSBURGH												
F23 at Miami												
F27 at Virginia												
M3 BOSTON COLLEGE												
M6 at NC State												

2018-19 Georgia Tech Basketball
Georgia Tech Combined Team Statistics (as of Feb 02, 2019)
All games

Overall record: 11-11 Conf: 3-6 Home: 9-5 Away: 2-5 Neutral: 0-1

#	Player	gp-gs	min	avg	Total		3-Point		F-Throw		Rebounds			pf	dq	a	to	blk	stl	pts	avg				
					fg-fga	fg%	3fg-fga	3fg%	ft-fa	ft%	off	def	tot												
10	Alvarado, Jose	21-20	685	32.6	89-224	.397	29-104	.279	54-71	.761	10	71	81	3.9	52	2	70	53	2	39	261	12.4			
01	Banks III, James	21-16	602	28.7	86-153	.562	0-0	.000	46-68	.676	60	92	152	7.2	63	3	27	50	47	11	218	10.4			
04	Alston, Brandon	17-4	352	20.7	50-107	.467	18-46	.391	39-47	.830	4	30	34	2.0	32	0	21	29	2	7	157	9.2			
00	Devoe, Michael	22-13	670	30.5	63-157	.401	19-58	.328	52-75	.693	7	65	72	3.3	42	1	50	51	11	38	197	9.0			
34	Gueye, Abdoulaye	20-11	376	18.8	61-117	.521	1-6	.167	21-34	.618	27	58	85	4.3	46	2	16	30	23	14	144	7.2			
13	Haywood II, Curtis	21-16	489	23.3	51-133	.383	28-94	.298	18-23	.783	7	47	54	2.6	29	1	50	28	3	28	148	7.0			
05	Wright, Moses	21-14	346	16.5	45-105	.429	2-16	.125	15-32	.469	9	62	71	3.4	27	0	16	20	9	9	107	5.1			
03	Cole, Evan	15-3	198	13.2	26-53	.491	4-18	.222	17-24	.708	8	33	41	2.7	26	0	8	17	6	8	73	4.9			
12	Moore, Khalid	21-7	342	16.3	30-59	.508	4-10	.400	34-46	.739	5	29	34	1.6	39	0	24	17	2	10	98	4.7			
02	Phillips, Shembari	17-6	204	12.0	15-40	.375	4-18	.222	7-9	.778	0	20	20	1.2	24	0	15	16	3	6	41	2.4			
24	Ogbonda, Sylvester	10-0	67	6.7	6-18	.333	0-0	.000	6-10	.600	7	10	17	1.7	13	1	4	6	3	2	18	1.8			
35	Sjolund, Kristian	12-0	58	4.8	2-12	.167	2-11	.182	3-4	.750	0	7	7	0.6	13	0	2	5	0	0	9	0.8			
11	Jester, Evan	2-0	3	1.5	0-0	.000	0-0	.000	0-2	.000	0	1	1	0.5	0	0	0	1	0	0	0	0.0			
32	Schafer, Avi	2-0	4	2.0	0-0	.000	0-0	.000	0-0	.000	2	0	2	1.0	1	0	0	0	0	0	0	0.0			
45	Medlock, Shaheed	3-0	2	0.7	0-0	.000	0-0	.000	0-0	.000	0	0	0	0.0	1	0	0	0	0	0	0	0.0			
55	Rice, Malachi	2-0	2	1.0	0-1	.000	0-0	.000	0-0	.000	0	0	0	0.0	1	0	0	0	0	0	0	0.0			
Team											34	48	82												12
Total.....		22	4400		524-1179	.444	111-381	.291	312-445	.701	180	573	753	34.2	409	10	303	335	111	172	1471	66.9			
Opponents.....		22	4401		485-1250	.388	129-465	.277	309-453	.682	242	528	770	35.0	403	5	289	316	64	162	1408	64.0			

TEAM STATISTICS	GT	OPP	Date	Opponent	Score	Att.
SCORING	1471	1408	11/9/18	LAMAR	w 88-69	4691
Points per game	66.9	64.0	11/13/18	at Tennessee	L 53-66	16219
Scoring margin	+2.9	-	11/16/18	EAST CAROLINA	w 79-54	4922
FIELD GOALS-ATT	524-1179	485-1250	11/21/18	UTRGV	w 72-44	4175
Field goal pct	.444	.388	11/23/18	PRAIRIE VIEW	w 65-54	4306
3 POINT FG-ATT	111-381	129-465	# 11/28/18	at Northwestern	L 61-67	6378
3-point FG pct	.291	.277	+ 12/1/18	vs St. John's	L 73-76	5749
3-pt FG made per game	5.0	5.9	12/9/18	FLORIDA A&M	w 73-40	4951
FREE THROWS-ATT	312-445	309-453	12/17/18	GARDNER-WEBB	L 69-79	4268
Free throw pct	.701	.682	12/19/18	at Arkansas	w 69-65	14368
F-Throws made per game	14.2	14.0	12/22/18	GEORGIA	L 59-70	8600
REBOUNDS	753	770	12/28/18	KENNESAW STATE	w 87-57	5589
Rebounds per game	34.2	35.0	1/2/19	USC UPSTATE	w 79-63	4397
Rebounding margin	-0.8	-	* 1/5/19	WAKE FOREST	w 92-79	6397
ASSISTS	303	289	* 1/9/19	VIRGINIA TECH	L 49-52	6166
Assists per game	13.8	13.1	* 1/12/19	at Syracuse	w 73-59	19257
TURNOVERS	335	316	* 1/16/19	at Clemson	L 60-72	6693
Turnovers per game	15.2	14.4	* 1/19/19	LOUISVILLE	L 51-79	8600
Turnover margin	-0.9	-	* 1/22/19	NOTRE DAME	w 63-61	5861
Assist/turnover ratio	0.9	0.9	* 1/26/19	at Duke	L 53-66	9314
STEALS	172	162	* 1/29/19	NORTH CAROLINA	L 54-77	8600
Steals per game	7.8	7.4	* 2/2/19	at Florida State	L 49-59	10181
BLOCKS	111	64				
Blocks per game	5.0	2.9				
ATTENDANCE	81523	88159				
Home games-Avg/Game	14-5823	7-11773				
Neutral site-Avg/Game	-	1-5749				

* = Conference game
= ACC/Big Ten Challenge
+ = Miami Hoophall Invitational

Score by Periods	1st	2nd	Totals
Georgia Tech	679	792	1471
Opponents	635	773	1408

2018-19 Georgia Tech Basketball
 Georgia Tech Combined Team Statistics (as of Feb 02, 2019)
ACC games only

RECORD:	OVERALL	HOME	AWAY	NEUTRAL
ALL GAMES	3-6	2-3	1-3	0-0
CONFERENCE	3-6	2-3	1-3	0-0
NON-CONFERENCE	0-0	0-0	0-0	0-0

#	Player	gp-gs	min	avg	Total		3-Point		F-Throw		Rebounds				pf	dq	a	to	blk	stl	pts	avg
					fg-fga	fg%	3fg-fga	3fg%	ft-fa	ft%	off	def	tot	avg								
01	Banks III, James	9-9	288	32.0	46-84	.548	0-0	.000	18-25	.720	17	33	50	5.6	29	1	11	24	18	6	110	12.2
34	Gueye, Abdoulaye	7-5	199	28.4	35-66	.530	1-5	.200	9-17	.529	14	23	37	5.3	23	1	3	15	9	6	80	11.4
10	Alvarado, Jose	8-8	278	34.8	26-76	.342	12-37	.324	26-33	.788	3	28	31	3.9	20	1	31	23	0	15	90	11.3
00	Devoe, Michael	9-9	314	34.9	27-71	.380	11-28	.393	20-35	.571	4	30	34	3.8	15	0	20	25	2	17	85	9.4
04	Alston, Brandon	4-0	48	12.0	7-17	.412	1-8	.125	10-10	1.000	0	5	5	1.3	6	0	1	5	0	0	25	6.3
13	Haywood II, Curtis	8-7	216	27.0	16-52	.308	7-35	.200	5-6	.833	4	21	25	3.1	9	0	23	14	3	15	44	5.5
12	Moore, Khalid	9-3	149	16.6	11-19	.579	1-3	.333	14-22	.636	1	13	14	1.6	20	0	9	7	0	4	37	4.1
03	Cole, Evan	9-1	127	14.1	14-30	.467	2-10	.200	7-12	.583	7	20	27	3.0	19	0	4	15	5	4	37	4.1
05	Wright, Moses	8-3	105	13.1	12-27	.444	0-4	.000	4-8	.500	1	22	23	2.9	10	0	5	8	2	2	28	3.5
35	Sjolund, Kristian	4-0	15	3.8	1-3	.333	1-3	.333	1-2	.500	0	2	2	0.5	3	0	0	1	0	0	4	1.0
24	Ogbonda, Sylvester	4-0	18	4.5	1-5	.200	0-0	.000	0-0	.000	1	1	2	0.5	1	0	0	1	2	1	2	0.5
02	Phillips, Shembari	6-0	43	7.2	1-6	.167	0-2	.000	0-0	.000	0	4	4	0.7	4	0	3	2	2	2	2	0.3
45	Medlock, Shaheed	1-0	0	0.0	0-0	.000	0-0	.000	0-0	.000	0	0	0	0.0	0	0	0	0	0	0	0	0.0
Team											14	25	39				5					
Total.....		9	1800		197-456	.432	36-135	.267	114-170	.671	66	227	293	32.6	159	3	110	145	43	72	544	60.4
Opponents.....		9	1800		210-531	.395	61-216	.282	123-165	.745	107	222	329	36.6	154	1	129	117	30	66	604	67.1

TEAM STATISTICS	GT	OPP	Date	Opponent	Score	Att.
SCORING	544	604	* 1/5/19	WAKE FOREST	w 92-79	6397
Points per game	60.4	67.1	* 1/9/19	VIRGINIA TECH	L 49-52	6166
Scoring margin	-6.7	-	* 1/12/19	at Syracuse	w 73-59	19257
FIELD GOALS-ATT	197-456	210-531	* 1/16/19	at Clemson	L 60-72	6693
Field goal pct	.432	.395	* 1/19/19	LOUISVILLE	L 51-79	8600
3 POINT FG-ATT	36-135	61-216	* 1/22/19	NOTRE DAME	w 63-61	5861
3-point FG pct	.267	.282	* 1/26/19	at Duke	L 53-66	9314
3-pt FG made per game	4.0	6.8	* 1/29/19	NORTH CAROLINA	L 54-77	8600
FREE THROWS-ATT	114-170	123-165	* 2/2/19	at Florida State	L 49-59	10181
Free throw pct	.671	.745				
F-Throws made per game	12.7	13.7				
REBOUNDS	293	329				
Rebounds per game	32.6	36.6				
Rebounding margin	-4.0	-				
ASSISTS	110	129				
Assists per game	12.2	14.3				
TURNOVERS	145	117				
Turnovers per game	16.1	13.0				
Turnover margin	-3.1	-				
Assist/turnover ratio	0.8	1.1				
STEALS	72	66				
Steals per game	8.0	7.3				
BLOCKS	43	30				
Blocks per game	4.8	3.3				
ATTENDANCE	35624	45445				
Home games-Avg/Game	5-7125	4-11361				
Neutral site-Avg/Game	-	0-0				

* = Conference game
 # = ACC/Big Ten Challenge
 + = Miami Hoophall Invitational

Score by Periods	1st	2nd	Totals
Georgia Tech	238	306	544
Opponents	282	322	604

2018-19 Georgia Tech Basketball
Georgia Tech Points-Rebounds-Assists (as of Feb 02, 2019)
All games

Opponent	Date	Score		00	01	02	03	04	05	10
				DEVOE,MICH	BANKS III,	PHILLIPS,S	COLE,EVAN	ALSTON,BRA	WRIGHT,MOS	ALVARADO,J
LAMAR	11/9/18	88-69	w	9-1-2	DNP	10-4-4	5-2-1	17-0-2	8-4-1	14-3-5
at Tennessee	11/13/18	53-66	L	0-2-0	5-7-0	2-1-1	0-3-0	16-4-1	7-3-1	8-1-1
EAST CAROLINA	11/16/18	79-54	w	13-1-0	5-6-1	5-0-2	DNP	9-3-1	6-6-0	9-4-6
UTRGV	11/21/18	72-44	w	14-2-5	2-8-1	6-0-0	DNP	9-2-0	11-4-1	12-3-3
PRAIRIE VIEW	11/23/18	65-54	w	6-4-3	5-9-0	5-1-0	DNP	14-2-0	4-2-0	15-3-6
at Northwestern	11/28/18	61-67	L	7-4-2	12-12-0	0-2-1	DNP	6-2-2	1-1-0	24-3-0
vs St. John's	12/1/18	73-76	L	5-2-1	14-12-1	0-4-0	DNP	14-4-2	12-3-0	17-3-4
FLORIDA A&M	12/9/18	73-40	w	8-2-3	6-4-5	5-4-0	4-0-0	15-3-1	5-4-0	4-2-1
GARDNER-WEBB	12/17/18	69-79	L	2-6-4	22-12-0	0-0-0	0-1-0	4-3-5	4-5-1	19-3-1
at Arkansas	12/19/18	69-65	w	11-3-2	14-14-3	DNP	DNP	2-0-1	4-4-1	20-9-1
GEORGIA	12/22/18	59-70	L	14-5-0	11-8-1	DNP	DNP	6-1-0	7-4-1	11-8-5
KENNESAW STATE	12/28/18	87-57	w	9-3-6	8-5-1	3-0-3	11-3-1	10-1-4	10-6-5	10-3-2
USC UPSTATE	1/2/19	79-63	w	14-3-2	4-5-3	3-0-1	16-5-2	10-4-1	0-2-0	8-5-4
WAKE FOREST	1/5/19	92-79	w	16-4-4	20-4-2	DNP	9-4-0	14-0-1	6-5-3	13-4-7
VIRGINIA TECH	1/9/19	49-52	L	7-6-3	2-5-2	0-1-0	0-0-0	7-3-0	0-4-1	20-1-4
at Syracuse	1/12/19	73-59	w	5-4-2	16-7-1	DNP	8-8-2	0-0-0	DNP	19-3-2
at Clemson	1/16/19	60-72	L	8-4-1	16-1-0	2-1-0	0-1-0	DNP	9-4-1	10-5-3
LOUISVILLE	1/19/19	51-79	L	8-0-2	24-11-3	0-2-2	4-5-1	DNP	7-3-0	DNP
NOTRE DAME	1/22/19	63-61	w	11-3-5	16-10-0	0-0-0	0-0-0	DNP	0-0-0	16-3-2
at Duke	1/26/19	53-66	L	11-3-1	4-2-1	0-0-1	7-4-1	DNP	2-1-0	7-7-6
NORTH CAROLINA	1/29/19	54-77	L	9-5-2	7-6-2	DNP	2-2-0	DNP	4-4-0	5-5-5
at Florida State	2/2/19	49-59	L	10-5-0	5-4-0	0-0-0	7-3-0	4-2-0	0-2-0	0-3-2

Opponent	Date	Score		12	13	24	34	35
				MOORE,KHAL	HAYWOOD II	OGBONDA,SY	GUEYE,ABDO	SJOLUND,KR
LAMAR	11/9/18	88-69	w	0-1-1	13-0-4	7-9-4	5-7-1	0-0-1
at Tennessee	11/13/18	53-66	L	4-1-1	2-3-0	2-2-0	7-4-0	0-0-0
EAST CAROLINA	11/16/18	79-54	w	4-1-1	18-3-0	2-3-0	6-4-1	2-3-0
UTRGV	11/21/18	72-44	w	0-4-0	7-7-6	3-1-0	8-4-0	0-1-0
PRAIRIE VIEW	11/23/18	65-54	w	DNP	10-4-3	DNP	6-5-2	DNP
at Northwestern	11/28/18	61-67	L	2-3-3	3-0-0	DNP	6-3-0	DNP
vs St. John's	12/1/18	73-76	L	6-1-2	5-1-1	DNP	0-3-1	DNP
FLORIDA A&M	12/9/18	73-40	w	14-3-0	7-3-2	2-0-0	0-1-1	3-1-0
GARDNER-WEBB	12/17/18	69-79	L	6-1-1	12-1-1	DNP	0-0-0	DNP
at Arkansas	12/19/18	69-65	w	10-3-3	6-2-3	DNP	2-2-0	DNP
GEORGIA	12/22/18	59-70	L	2-1-1	6-0-1	DNP	2-2-0	0-0-0
KENNESAW STATE	12/28/18	87-57	w	5-1-1	5-1-2	0-0-0	16-8-3	0-0-1
USC UPSTATE	1/2/19	79-63	w	8-0-1	10-4-4	DNP	6-5-4	0-0-0
WAKE FOREST	1/5/19	92-79	w	6-2-2	5-2-1	DNP	3-2-0	DNP
VIRGINIA TECH	1/9/19	49-52	L	2-3-2	DNP	DNP	11-6-0	DNP
at Syracuse	1/12/19	73-59	w	0-0-1	15-4-7	DNP	10-2-1	DNP
at Clemson	1/16/19	60-72	L	5-1-0	8-0-2	2-1-0	DNP	0-0-0
LOUISVILLE	1/19/19	51-79	L	5-3-2	2-5-3	0-0-0	DNP	1-0-0
NOTRE DAME	1/22/19	63-61	w	7-2-1	0-3-1	DNP	13-8-2	DNP
at Duke	1/26/19	53-66	L	0-1-0	5-5-1	0-1-0	14-8-0	3-0-0
NORTH CAROLINA	1/29/19	54-77	L	8-0-0	5-4-6	0-0-0	14-4-0	0-2-0
at Florida State	2/2/19	49-59	L	4-2-1	4-2-2	DNP	15-7-0	DNP

2018-19 Georgia Tech Basketball
 Georgia Tech Team Game-by-Game Comparison (as of Feb 02, 2019)
All games

Opponent	1st	2nd	Score	Mar	Total FG	FG Pct	3-Pointers	3FG Pct	Free Throws	FT Pct	Rebounds	Assist	T/Over	Block	Steal	Fouls
LAMAR	44/22	44/47	88-69	+19	32-63/23-60	.508/.383	12-30/5-16	.400/.313	12-21/18-33	.571/.545	35/38 (3)	26/13	15/19	8/0	10/11	24/20
Tennessee	25/33	28/33	53-66	(13)	16-58/19-48	.276/.396	3-19/4-12	.158/.333	18-21/24-38	.857/.632	37/44 (7)	5/12	14/13	2/4	6/6	30/19
EAST CAROLINA	40/24	39/30	79-54	+25	26-53/21-59	.491/.356	9-17/2-17	.529/.118	18-25/10-19	.720/.526	37/37 -	12/7	18/21	5/4	13/8	17/22
UTRGV	42/11	30/33	72-44	+28	22-51/12-53	.431/.226	6-21/4-22	.286/.182	22-35/16-33	.629/.485	42/41 +1	16/10	11/16	6/1	12/5	21/26
PRAIRIE VIEW	26/27	39/27	65-54	+11	24-51/18-48	.471/.375	4-17/5-18	.235/.278	13-20/13-16	.650/.813	31/29 +2	14/8	11/15	4/0	4/5	17/19
Northwestern	20/40	41/27	61-67	(6)	20-53/23-54	.377/.426	4-12/7-20	.333/.350	17-24/14-21	.708/.667	33/34 (1)	8/16	14/15	6/4	9/9	21/21
St. John's	38/29	35/47	73-76	(3)	24-53/22-58	.453/.379	4-21/5-19	.190/.263	21-24/27-35	.875/.771	35/30 +5	12/8	16/5	5/0	4/6	25/22
FLORIDA A&M	36/13	37/27	73-40	+33	25-46/16-46	.543/.348	6-15/2-11	.400/.182	17-22/6-11	.773/.545	31/26 +5	13/6	18/25	7/1	12/11	14/21
GARDNER-WEBB	38/45	31/34	69-79	(10)	28-63/31-59	.444/.525	6-23/6-15	.261/.400	7-10/11-15	.700/.733	34/33 +1	13/19	12/9	4/1	5/7	15/10
Arkansas	31/32	38/33	69-65	+4	25-55/24-63	.455/.381	5-17/10-32	.294/.313	14-20/7-9	.700/.778	43/31 +12	14/16	20/16	6/6	8/7	16/17
GEORGIA	19/29	40/41	59-70	(11)	21-65/25-55	.323/.455	3-16/5-18	.188/.278	14-20/15-18	.700/.833	34/41 (7)	9/16	13/16	4/10	4/7	16/20
KENNESAW STATE	49/23	38/34	87-57	+30	35-62/21-51	.565/.412	8-22/6-18	.364/.333	9-10/9-14	.900/.643	33/20 +13	29/17	12/19	4/2	10/4	16/12
USC UPSTATE	33/25	46/38	79-63	+16	29-50/20-65	.580/.308	5-16/7-31	.313/.226	16-23/16-26	.696/.615	35/37 (2)	22/12	16/10	7/1	3/10	18/20
WAKE FOREST	33/28	59/51	92-79	+13	29-52/27-68	.558/.397	6-20/9-22	.300/.409	28-34/16-22	.824/.727	32/33 (1)	20/10	12/13	8/2	11/6	19/23
VIRGINIA TECH	24/29	25/23	49-52	(3)	17-38/17-57	.447/.298	6-16/5-27	.375/.185	9-16/13-19	.563/.684	32/35 (3)	12/12	18/9	4/2	5/3	22/15
Syracuse	27/26	46/33	73-59	+14	25-42/18-57	.595/.316	6-12/7-33	.500/.212	17-27/16-21	.630/.762	32/32 -	16/13	22/19	4/4	15/10	17/19
Clemson	30/35	30/37	60-72	(12)	21-44/27-53	.477/.509	4-11/7-16	.364/.438	14-21/11-14	.667/.786	25/30 (5)	7/13	13/10	7/2	6/5	17/18
LOUISVILLE	16/43	35/36	51-79	(28)	19-50/31-66	.380/.470	1-10/7-24	.100/.292	12-24/10-14	.500/.714	33/43 (10)	13/21	17/11	6/2	6/5	17/22
NOTRE DAME	28/30	35/31	63-61	+2	24-52/21-65	.462/.323	5-19/7-30	.263/.233	10-15/12-15	.667/.800	34/40 (6)	11/15	14/13	2/4	8/9	15/12
Duke	29/27	24/39	53-66	(13)	24-58/24-58	.414/.414	3-10/2-21	.300/.095	2-6/16-19	.333/.842	34/38 (4)	11/14	19/13	3/7	10/13	17/13
NORTH CAROLINA	24/31	30/46	54-77	(23)	21-60/29-61	.350/.475	2-16/13-27	.125/.481	10-13/6-11	.769/.545	34/39 (5)	15/21	16/15	7/2	8/10	12/13
Florida State	27/33	22/26	49-59	(10)	17-60/16-46	.283/.348	3-21/4-16	.143/.250	12-14/23-30	.857/.767	37/39 (2)	5/10	14/14	2/5	3/5	23/19

Note: Game totals are displayed in the format TEAM/OPPONENT for each category

2018-19 Georgia Tech Basketball
 Georgia Tech Individual Game-by-Game (as of Feb 02, 2019)
All games

#00 Devoe, Michael

Opponent	Date	gs	min	Total		3-Pointers		Free throws		Rebounds				pf	a	t/o	blk	stl	pts	avg	
				fg-fga	pct	3fg-fga	pct	ft-fa	pct	off	def	tot	avg								
LAMAR	11/9/18		17	3-5	.600	2-4	.500	1-2	.500	0	1	1	1.0	3	2	2	1	1	9	9.0	
at Tennessee	11/13/18		21	0-6	.000	0-2	.000	0-0	.000	0	2	2	1.5	1	0	6	0	0	0	4.5	
EAST CAROLINA	11/16/18		28	4-4	1.000	2-2	1.000	3-4	.750	0	1	1	1.3	3	0	2	0	4	13	7.3	
UTRGV	11/21/18		21	3-8	.375	1-5	.200	7-8	.875	1	1	2	1.5	2	5	1	1	3	14	9.0	
PRAIRIE VIEW	11/23/18		34	3-7	.429	0-2	.000	0-0	.000	0	4	4	2.0	4	3	3	1	0	6	8.4	
at Northwestern	11/28/18		30	1-5	.200	0-1	.000	5-6	.833	0	4	4	2.3	1	2	1	2	3	7	8.2	
vs St. John's	12/1/18		26	2-6	.333	1-4	.250	0-0	.000	0	2	2	2.3	5	1	1	1	0	5	7.7	
FLORIDA A&M	12/9/18		23	3-6	.500	1-2	.500	1-1	1.000	0	2	2	2.3	1	3	1	0	4	8	7.8	
GARDNER-WEBB	12/17/18		27	0-5	.000	0-2	.000	2-2	1.000	0	6	6	2.7	2	4	2	1	1	2	7.1	
at Arkansas	12/19/18	*	33	3-10	.300	1-4	.250	4-5	.800	1	2	3	2.7	1	2	2	0	2	11	7.5	
GEORGIA	12/22/18	*	39	6-10	.600	0-0	.000	2-5	.400	1	4	5	2.9	2	0	3	0	0	14	8.1	
KENNESAW STATE	12/28/18	*	23	3-6	.500	0-1	.000	3-3	1.000	0	3	3	2.9	2	6	0	1	3	9	8.2	
USC UPSTATE	1/2/19	*	34	5-8	.625	0-1	.000	4-4	1.000	0	3	3	2.9	0	2	2	1	0	14	8.6	
WAKE FOREST	1/5/19	*	34	4-6	.667	3-4	.750	5-8	.625	1	3	4	3.0	3	4	2	0	1	16	9.1	
VIRGINIA TECH	1/9/19	*	40	3-7	.429	1-4	.250	0-2	.000	0	6	6	3.2	1	3	3	0	2	7	9.0	
at Syracuse	1/12/19	*	35	1-6	.167	0-3	.000	3-8	.375	1	3	4	3.3	2	2	5	0	4	5	8.8	
at Clemson	1/16/19	*	35	2-7	.286	0-2	.000	4-4	1.000	0	4	4	3.3	1	1	1	1	2	8	8.7	
LOUISVILLE	1/19/19	*	28	2-5	.400	1-1	1.000	3-4	.750	0	0	0	3.1	2	2	2	0	1	8	8.7	
NOTRE DAME	1/22/19	*	39	4-7	.571	2-5	.400	1-2	.500	0	3	3	3.1	2	5	1	0	2	11	8.8	
at Duke	1/26/19	*	37	5-10	.500	1-1	1.000	0-1	.000	0	3	3	3.1	1	1	6	0	4	11	8.9	
NORTH CAROLINA	1/29/19	*	29	3-10	.300	1-3	.333	2-4	.500	1	4	5	3.2	0	2	1	1	0	9	8.9	
at Florida State	2/2/19	*	37	3-13	.231	2-5	.400	2-2	1.000	1	4	5	3.3	3	0	4	0	1	10	9.0	
Totals			13	670	63-157	.401	19-58	.328	52-75	.693	7	65	72	3.3	42	50	51	11	38	197	9.0

Games played: 22
 Minutes/game: 30.5
 Points/game: 9.0
 FG Pct: 40.1
 3FG Pct: 32.8
 FT Pct: 69.3

Rebounds/game: 3.3
 Assists/game: 2.3
 Turnovers/game: 2.3
 Assist/turnover ratio: 1.0
 Steals/game: 1.7
 Blocks/game: 0.5

2018-19 Georgia Tech Basketball
 Georgia Tech Individual Game-by-Game (as of Feb 02, 2019)
All games

#01 Banks III, James

Opponent	Date	gs	min	Total		3-Pointers		Free throws		Rebounds				pf	a	t/o	blk	stl	pts	avg	
				fg-fga	pct	3fg-fga	pct	ft-fa	pct	off	def	tot	avg								
at Tennessee	11/13/18		16	1-2	.500	0-0	.000	3-4	.750	2	5	7	7.0	5	0	1	1	0	5	5.0	
EAST CAROLINA	11/16/18		16	1-5	.200	0-0	.000	3-4	.750	1	5	6	6.5	4	1	0	3	0	5	5.0	
UTRGV	11/21/18		19	1-2	.500	0-0	.000	0-0	.000	2	6	8	7.0	2	1	4	3	0	2	4.0	
PRAIRIE VIEW	11/23/18		30	2-4	.500	0-0	.000	1-4	.250	3	6	9	7.5	3	0	2	3	0	5	4.3	
at Northwestern	11/28/18		27	6-8	.750	0-0	.000	0-0	.000	4	8	12	8.4	5	0	1	3	0	12	5.8	
vs St. John's	12/1/18	*	33	5-5	1.000	0-0	.000	4-6	.667	4	8	12	9.0	2	1	3	1	0	14	7.2	
FLORIDA A&M	12/9/18	*	27	1-4	.250	0-0	.000	4-6	.667	3	1	4	8.3	2	5	1	4	1	6	7.0	
GARDNER-WEBB	12/17/18	*	34	10-14	.714	0-0	.000	2-5	.400	8	4	12	8.8	2	0	4	1	2	22	8.9	
at Arkansas	12/19/18	*	34	5-7	.714	0-0	.000	4-4	1.000	8	6	14	9.3	3	3	4	5	1	14	9.4	
GEORGIA	12/22/18	*	36	3-8	.375	0-0	.000	5-6	.833	4	4	8	9.2	4	1	2	2	0	11	9.6	
KENNESAW STATE	12/28/18	*	19	4-8	.500	0-0	.000	0-0	.000	3	2	5	8.8	0	1	1	0	1	8	9.5	
USC UPSTATE	1/2/19	*	23	1-2	.500	0-0	.000	2-4	.500	1	4	5	8.5	2	3	3	3	0	4	9.0	
WAKE FOREST	1/5/19	*	35	9-11	.818	0-0	.000	2-3	.667	1	3	4	8.2	0	2	3	3	0	20	9.8	
VIRGINIA TECH	1/9/19	*	36	1-5	.200	0-0	.000	0-0	.000	1	4	5	7.9	4	2	2	2	1	2	9.3	
at Syracuse	1/12/19	*	37	6-10	.600	0-0	.000	4-6	.667	1	6	7	7.9	4	1	2	3	3	16	9.7	
at Clemson	1/16/19	*	32	6-11	.545	0-0	.000	4-4	1.000	1	0	1	7.4	3	0	4	4	0	16	10.1	
LOUISVILLE	1/19/19	*	36	9-17	.529	0-0	.000	6-9	.667	5	6	11	7.6	3	3	5	3	0	24	10.9	
NOTRE DAME	1/22/19	*	38	8-13	.615	0-0	.000	0-0	.000	3	7	10	7.8	3	0	3	1	0	16	11.2	
at Duke	1/26/19	*	20	2-5	.400	0-0	.000	0-1	.000	1	1	2	7.5	5	1	1	1	0	4	10.8	
NORTH CAROLINA	1/29/19	*	34	3-6	.500	0-0	.000	1-1	1.000	2	4	6	7.4	3	2	2	1	0	7	10.7	
at Florida State	2/2/19	*	20	2-6	.333	0-0	.000	1-1	1.000	2	2	4	7.2	4	0	2	0	2	5	10.4	
Totals			16	602	86-153	.562	0-0	.000	46-68	.676	60	92	152	7.2	63	27	50	47	11	218	10.4

Games played: 21
 Minutes/game: 28.7
 Points/game: 10.4
 FG Pct: 56.2
 FT Pct: 67.6

Rebounds/game: 7.2
 Assists/game: 1.3
 Turnovers/game: 2.4
 Assist/turnover ratio: 0.5
 Steals/game: 0.5
 Blocks/game: 2.2

2018-19 Georgia Tech Basketball
 Georgia Tech Individual Game-by-Game (as of Feb 02, 2019)
All games

#02 Phillips, Shembari

Opponent	Date	gs	min	Total		3-Pointers		Free throws		Rebounds				pf	a	t/o	blk	stl	pts	avg	
				fg-fga	pct	3fg-fga	pct	ft-fa	pct	off	def	tot	avg								
LAMAR	11/9/18	*	25	4-7	.571	1-3	.333	1-1	1.000	0	4	4	4.0	2	4	3	0	3	10	10.0	
at Tennessee	11/13/18	*	22	1-4	.250	0-2	.000	0-1	.000	0	1	1	2.5	3	1	0	0	0	2	6.0	
EAST CAROLINA	11/16/18	*	17	2-4	.500	1-2	.500	0-0	.000	0	0	0	1.7	1	2	1	0	1	5	5.7	
UTRGV	11/21/18	*	21	2-5	.400	0-3	.000	2-2	1.000	0	0	0	1.3	2	0	1	0	0	6	5.8	
PRAIRIE VIEW	11/23/18	*	12	2-5	.400	0-1	.000	1-1	1.000	0	1	1	1.2	3	0	1	0	0	5	5.6	
at Northwestern	11/28/18	*	21	0-2	.000	0-0	.000	0-0	.000	0	2	2	1.3	2	1	0	0	0	0	4.7	
vs St. John's	12/1/18		8	0-1	.000	0-1	.000	0-0	.000	0	4	4	1.7	0	0	1	1	0	0	4.0	
FLORIDA A&M	12/9/18		15	1-2	.500	0-1	.000	3-4	.750	0	4	4	2.0	1	0	6	0	0	5	4.1	
GARDNER-WEBB	12/17/18		1	0-0	.000	0-0	.000	0-0	.000	0	0	0	1.8	1	0	0	0	0	0	3.7	
KENNESAW STATE	12/28/18		12	1-3	.333	1-2	.500	0-0	.000	0	0	0	1.6	2	3	0	0	0	3	3.6	
USC UPSTATE	1/2/19		7	1-1	1.000	1-1	1.000	0-0	.000	0	0	0	1.5	3	1	1	0	0	3	3.5	
VIRGINIA TECH	1/9/19		6	0-0	.000	0-0	.000	0-0	.000	0	1	1	1.4	0	0	0	0	0	0	3.3	
at Clemson	1/16/19		10	1-2	.500	0-0	.000	0-0	.000	0	1	1	1.4	3	0	0	0	0	2	3.2	
LOUISVILLE	1/19/19		22	0-3	.000	0-2	.000	0-0	.000	0	2	2	1.4	1	2	1	1	2	0	2.9	
NOTRE DAME	1/22/19		2	0-0	.000	0-0	.000	0-0	.000	0	0	0	1.3	0	0	0	0	0	0	2.7	
at Duke	1/26/19		1	0-0	.000	0-0	.000	0-0	.000	0	0	0	1.3	0	1	1	1	0	0	2.6	
at Florida State	2/2/19		2	0-1	.000	0-0	.000	0-0	.000	0	0	0	1.2	0	0	0	0	0	0	2.4	
Totals			6	204	15-40	.375	4-18	.222	7-9	.778	0	20	20	1.2	24	15	16	3	6	41	2.4

Games played: 17
 Minutes/game: 12.0
 Points/game: 2.4
 FG Pct: 37.5
 3FG Pct: 22.2
 FT Pct: 77.8

Rebounds/game: 1.2
 Assists/game: 0.9
 Turnovers/game: 0.9
 Assist/turnover ratio: 0.9
 Steals/game: 0.4
 Blocks/game: 0.2

#03 Cole, Evan

Opponent	Date	gs	min	Total		3-Pointers		Free throws		Rebounds				pf	a	t/o	blk	stl	pts	avg	
				fg-fga	pct	3fg-fga	pct	ft-fa	pct	off	def	tot	avg								
LAMAR	11/9/18	*	16	1-4	.250	0-1	.000	3-4	.750	0	2	2	2.0	1	1	1	0	2	5	5.0	
at Tennessee	11/13/18	*	12	0-2	.000	0-1	.000	0-0	.000	0	3	3	2.5	2	0	0	0	0	0	2.5	
FLORIDA A&M	12/9/18		8	0-2	.000	0-0	.000	4-4	1.000	0	0	0	1.7	0	0	1	1	0	4	3.0	
GARDNER-WEBB	12/17/18		3	0-0	.000	0-0	.000	0-0	.000	0	1	1	1.5	0	0	0	0	0	0	2.3	
KENNESAW STATE	12/28/18		13	5-7	.714	1-3	.333	0-0	.000	0	3	3	1.8	0	1	0	0	2	11	4.0	
USC UPSTATE	1/2/19		19	6-8	.750	1-3	.333	3-4	.750	1	4	5	2.3	4	2	0	0	0	16	6.0	
WAKE FOREST	1/5/19		15	4-5	.800	1-2	.500	0-0	.000	0	4	4	2.6	4	0	1	2	1	9	6.4	
VIRGINIA TECH	1/9/19		6	0-1	.000	0-1	.000	0-0	.000	0	0	0	2.3	1	0	1	0	0	0	5.6	
at Syracuse	1/12/19		20	2-2	1.000	0-0	.000	4-6	.667	2	6	8	2.9	2	2	2	0	1	8	5.9	
at Clemson	1/16/19	*	7	0-2	.000	0-0	.000	0-0	.000	0	1	1	2.7	2	0	0	0	0	0	5.3	
LOUISVILLE	1/19/19		23	2-6	.333	0-2	.000	0-2	.000	0	5	5	2.9	4	1	4	0	1	4	5.2	
NOTRE DAME	1/22/19		3	0-0	.000	0-0	.000	0-0	.000	0	0	0	2.7	0	0	0	0	0	0	4.8	
at Duke	1/26/19		24	3-7	.429	0-2	.000	1-2	.500	2	2	4	2.8	2	1	2	1	1	7	4.9	
NORTH CAROLINA	1/29/19		10	1-2	.500	0-1	.000	0-0	.000	0	2	2	2.7	3	0	3	1	0	2	4.7	
at Florida State	2/2/19		19	2-5	.400	1-2	.500	2-2	1.000	3	0	3	2.7	1	0	2	1	0	7	4.9	
Totals			3	198	26-53	.491	4-18	.222	17-24	.708	8	33	41	2.7	26	8	17	6	8	73	4.9

Games played: 15
 Minutes/game: 13.2
 Points/game: 4.9
 FG Pct: 49.1
 3FG Pct: 22.2
 FT Pct: 70.8

Rebounds/game: 2.7
 Assists/game: 0.5
 Turnovers/game: 1.1
 Assist/turnover ratio: 0.5
 Steals/game: 0.5
 Blocks/game: 0.4

2018-19 Georgia Tech Basketball
 Georgia Tech Individual Game-by-Game (as of Feb 02, 2019)
All games

#04 Alston, Brandon

Opponent	Date	gs	min	Total		3-Pointers		Free throws		Rebounds				pf	a	t/o	blk	stl	pts	avg
				fg-fga	pct	3fg-fga	pct	ft-fa	pct	off	def	tot	avg							
LAMAR	11/9/18		19	6-10	.600	4-5	.800	1-4	.250	0	0	0	0.0	0	2	1	0	0	17	17.0
at Tennessee	11/13/18		24	4-8	.500	0-1	.000	8-8	1.000	1	3	4	2.0	2	1	1	0	2	16	16.5
EAST CAROLINA	11/16/18		21	3-6	.500	1-1	1.000	2-2	1.000	1	2	3	2.3	0	1	2	0	0	9	14.0
UTRGV	11/21/18	*	26	3-5	.600	0-1	.000	3-4	.750	0	2	2	2.3	2	0	2	0	0	9	12.8
PRAIRIE VIEW	11/23/18		28	4-8	.500	2-3	.667	4-5	.800	0	2	2	2.2	1	0	0	0	0	14	13.0
at Northwestern	11/28/18		26	2-8	.250	1-3	.333	1-3	.333	0	2	2	2.2	2	2	2	0	1	6	11.8
vs St. John's	12/1/18	*	27	4-8	.500	3-4	.750	3-3	1.000	1	3	4	2.4	4	2	4	1	1	14	12.1
FLORIDA A&M	12/9/18	*	25	5-8	.625	1-3	.333	4-4	1.000	0	3	3	2.5	3	1	1	0	2	15	12.5
GARDNER-WEBB	12/17/18	*	36	2-9	.222	0-3	.000	0-0	.000	0	3	3	2.6	4	5	2	1	1	4	11.6
at Arkansas	12/19/18		17	1-2	.500	0-1	.000	0-0	.000	0	0	0	2.3	3	1	4	0	0	2	10.6
GEORGIA	12/22/18		14	2-4	.500	1-2	.500	1-1	1.000	0	1	1	2.2	3	0	1	0	0	6	10.2
KENNESAW STATE	12/28/18		17	3-8	.375	3-8	.375	1-1	1.000	0	1	1	2.1	0	4	2	0	0	10	10.2
USC UPSTATE	1/2/19		24	4-6	.667	1-3	.333	1-2	.500	1	3	4	2.2	2	1	2	0	0	10	10.2
WAKE FOREST	1/5/19		20	4-7	.571	0-3	.000	6-6	1.000	0	0	0	2.1	2	1	1	0	0	14	10.4
VIRGINIA TECH	1/9/19		17	2-4	.500	1-3	.333	2-2	1.000	0	3	3	2.1	3	0	3	0	0	7	10.2
at Syracuse	1/12/19		2	0-1	.000	0-0	.000	0-0	.000	0	0	0	2.0	0	0	0	0	0	0	9.6
at Florida State	2/2/19		9	1-5	.200	0-2	.000	2-2	1.000	0	2	2	2.0	1	0	1	0	0	4	9.2
Totals		4	352	50-107	.467	18-46	.391	39-47	.830	4	30	34	2.0	32	21	29	2	7	157	9.2

Games played: 17
 Minutes/game: 20.7
 Points/game: 9.2
 FG Pct: 46.7
 3FG Pct: 39.1
 FT Pct: 83.0

Rebounds/game: 2.0
 Assists/game: 1.2
 Turnovers/game: 1.7
 Assist/turnover ratio: 0.7
 Steals/game: 0.4
 Blocks/game: 0.1

#05 Wright, Moses

Opponent	Date	gs	min	Total		3-Pointers		Free throws		Rebounds				pf	a	t/o	blk	stl	pts	avg
				fg-fga	pct	3fg-fga	pct	ft-fa	pct	off	def	tot	avg							
LAMAR	11/9/18		17	4-6	.667	0-2	.000	0-1	.000	0	4	4	4.0	1	1	1	1	0	8	8.0
at Tennessee	11/13/18		23	2-6	.333	1-2	.500	2-2	1.000	2	1	3	3.5	2	1	2	0	3	7	7.5
EAST CAROLINA	11/16/18	*	16	2-6	.333	1-1	1.000	1-3	.333	2	4	6	4.3	1	0	2	1	0	6	7.0
UTRGV	11/21/18	*	23	5-8	.625	0-0	.000	1-4	.250	0	4	4	4.3	1	1	0	1	0	11	8.0
PRAIRIE VIEW	11/23/18	*	11	2-4	.500	0-1	.000	0-1	.000	0	2	2	3.8	0	0	0	0	0	4	7.2
at Northwestern	11/28/18	*	16	0-4	.000	0-0	.000	1-2	.500	0	1	1	3.3	1	0	0	0	1	1	6.2
vs St. John's	12/1/18	*	25	5-8	.625	0-2	.000	2-2	1.000	1	2	3	3.3	2	0	1	0	1	12	7.0
FLORIDA A&M	12/9/18	*	17	2-4	.500	0-1	.000	1-2	.500	1	3	4	3.4	2	0	2	0	1	5	6.8
GARDNER-WEBB	12/17/18	*	18	2-8	.250	0-1	.000	0-0	.000	1	4	5	3.6	1	1	0	1	0	4	6.4
at Arkansas	12/19/18	*	17	1-6	.167	0-1	.000	2-4	.500	1	3	4	3.6	0	1	0	1	0	4	6.2
GEORGIA	12/22/18	*	23	3-6	.500	0-0	.000	1-1	1.000	0	4	4	3.6	2	1	1	0	0	7	6.3
KENNESAW STATE	12/28/18	*	23	5-8	.625	0-0	.000	0-0	.000	0	6	6	3.8	3	5	3	1	1	10	6.6
USC UPSTATE	1/2/19	*	12	0-4	.000	0-1	.000	0-2	.000	0	2	2	3.7	1	0	0	1	0	0	6.1
WAKE FOREST	1/5/19	*	20	3-7	.429	0-1	.000	0-0	.000	1	4	5	3.8	2	3	1	1	1	6	6.1
VIRGINIA TECH	1/9/19	*	14	0-1	.000	0-0	.000	0-0	.000	0	4	4	3.8	1	1	2	0	0	0	5.7
at Clemson	1/16/19		21	4-7	.571	0-2	.000	1-4	.250	0	4	4	3.8	2	1	1	0	1	9	5.9
LOUISVILLE	1/19/19	*	21	3-5	.600	0-1	.000	1-2	.500	0	3	3	3.8	2	0	2	0	0	7	5.9
NOTRE DAME	1/22/19		3	0-0	.000	0-0	.000	0-0	.000	0	0	0	3.6	0	0	2	0	0	0	5.6
at Duke	1/26/19		7	1-1	1.000	0-0	.000	0-0	.000	0	1	1	3.4	1	0	0	0	0	2	5.4
NORTH CAROLINA	1/29/19		15	1-5	.200	0-0	.000	2-2	1.000	0	4	4	3.5	1	0	0	0	0	4	5.4
at Florida State	2/2/19		4	0-1	.000	0-0	.000	0-0	.000	0	2	2	3.4	1	0	0	1	0	0	5.1
Totals		14	346	45-105	.429	2-16	.125	15-32	.469	9	62	71	3.4	27	16	20	9	9	107	5.1

Games played: 21
 Minutes/game: 16.5
 Points/game: 5.1
 FG Pct: 42.9
 3FG Pct: 12.5
 FT Pct: 46.9

Rebounds/game: 3.4
 Assists/game: 0.8
 Turnovers/game: 1.0
 Assist/turnover ratio: 0.8
 Steals/game: 0.4
 Blocks/game: 0.4

2018-19 Georgia Tech Basketball
 Georgia Tech Individual Game-by-Game (as of Feb 02, 2019)
All games

#10 Alvarado, Jose

Opponent	Date	gs	min	Total		3-Pointers		Free throws		Rebounds				pf	a	t/o	blk	stl	pts	avg	
				fg-fga	pct	3fg-fga	pct	ft-fa	pct	off	def	tot	avg								
LAMAR	11/9/18	*	34	6-12	.500	2-7	.286	0-0	.000	1	2	3	3.0	3	5	3	0	2	14	14.0	
at Tennessee	11/13/18	*	30	3-11	.273	2-6	.333	0-0	.000	0	1	1	2.0	5	1	1	0	0	8	11.0	
EAST CAROLINA	11/16/18	*	27	4-7	.571	1-3	.333	0-0	.000	1	3	4	2.7	1	6	3	1	3	9	10.3	
UTRGV	11/21/18		19	3-8	.375	3-6	.500	3-6	.500	0	3	3	2.8	3	3	1	0	2	12	10.8	
PRAIRIE VIEW	11/23/18	*	36	6-11	.545	1-5	.200	2-3	.667	1	2	3	2.8	2	6	1	0	4	15	11.6	
at Northwestern	11/28/18	*	34	7-15	.467	2-5	.400	8-9	.889	2	1	3	2.8	3	0	4	1	2	24	13.7	
vs St. John's	12/1/18	*	38	5-15	.333	0-6	.000	7-8	.875	0	3	3	2.9	4	4	2	0	1	17	14.1	
FLORIDA A&M	12/9/18	*	20	2-5	.400	0-2	.000	0-0	.000	0	2	2	2.8	2	1	2	0	1	4	12.9	
GARDNER-WEBB	12/17/18	*	40	8-16	.500	2-9	.222	1-1	1.000	0	3	3	2.8	4	1	2	0	1	19	13.6	
at Arkansas	12/19/18	*	40	9-15	.600	2-5	.400	0-1	.000	0	9	9	3.4	1	4	0	2	20	14.2		
GEORGIA	12/22/18	*	40	3-20	.150	0-6	.000	5-7	.714	2	6	8	3.8	3	5	4	0	4	11	13.9	
KENNESAW STATE	12/28/18	*	23	4-7	.571	2-5	.400	0-0	.000	0	3	3	3.8	1	2	1	0	2	10	13.6	
USC UPSTATE	1/2/19	*	26	3-6	.500	0-2	.000	2-3	.667	0	5	5	3.8	0	4	2	0	0	8	13.2	
WAKE FOREST	1/5/19	*	37	3-9	.333	1-6	.167	6-6	1.000	0	4	4	3.9	2	7	0	0	2	13	13.1	
VIRGINIA TECH	1/9/19	*	39	6-11	.545	3-5	.600	5-8	.625	0	1	1	3.7	4	4	4	0	2	20	13.6	
at Syracuse	1/12/19	*	38	5-6	.833	3-3	1.000	6-7	.857	0	3	3	3.6	2	2	4	0	3	19	13.9	
at Clemson	1/16/19	*	35	3-9	.333	2-4	.500	2-4	.500	0	5	5	3.7	3	3	2	0	0	10	13.7	
NOTRE DAME	1/22/19	*	38	4-12	.333	2-7	.286	6-6	1.000	0	3	3	3.7	1	2	4	0	3	16	13.8	
at Duke	1/26/19	*	39	3-10	.300	0-3	.000	1-2	.500	2	5	7	3.8	3	6	5	0	1	7	13.5	
NORTH CAROLINA	1/29/19	*	28	2-9	.222	1-4	.250	0-0	.000	1	4	5	3.9	0	5	3	0	4	5	13.1	
at Florida State	2/2/19	*	24	0-10	.000	0-5	.000	0-0	.000	0	3	3	3.9	5	2	1	0	0	0	12.4	
Totals			20	685	89-224	.397	29-104	.279	54-71	.761	10	71	81	3.9	52	70	53	2	39	261	12.4

Games played: 21
 Minutes/game: 32.6
 Points/game: 12.4
 FG Pct: 39.7
 3FG Pct: 27.9
 FT Pct: 76.1

Rebounds/game: 3.9
 Assists/game: 3.3
 Turnovers/game: 2.5
 Assist/turnover ratio: 1.3
 Steals/game: 1.9
 Blocks/game: 0.1

2018-19 Georgia Tech Basketball
 Georgia Tech Individual Game-by-Game (as of Feb 02, 2019)
All games

#11 Jester, Evan

Opponent	Date	gs	min	Total		3-Pointers		Free throws		Rebounds				pf	a	t/o	blk	stl	pts	avg
				fg-fga	pct	3fg-fga	pct	ft-fa	pct	off	def	tot	avg							
EAST CAROLINA	11/16/18		2	0-0	.000	0-0	.000	0-0	.000	0	0	0	0.0	0	0	1	0	0	0	0.0
UTRGV	11/21/18		1	0-0	.000	0-0	.000	0-2	.000	0	1	1	0.5	0	0	0	0	0	0	0.0
Totals		0	3	0-0	.000	0-0	.000	0-2	.000	0	1	1	0.5	0	0	1	0	0	0	0.0

Games played: 2
 Minutes/game: 1.5
 FT Pct: 0.0

Rebounds/game: 0.5
 Turnovers/game: 0.5

#12 Moore, Khalid

Opponent	Date	gs	min	Total		3-Pointers		Free throws		Rebounds				pf	a	t/o	blk	stl	pts	avg
				fg-fga	pct	3fg-fga	pct	ft-fa	pct	off	def	tot	avg							
LAMAR	11/9/18		7	0-0	.000	0-0	.000	0-0	.000	0	1	1	1.0	1	1	0	0	0	0	0.0
at Tennessee	11/13/18		10	1-5	.200	0-1	.000	2-2	1.000	0	1	1	1.0	1	1	0	0	0	4	2.0
EAST CAROLINA	11/16/18		9	1-1	1.000	0-0	.000	2-4	.500	0	1	1	1.0	1	1	2	0	0	4	2.7
UTRGV	11/21/18		12	0-1	.000	0-0	.000	0-0	.000	1	3	4	1.8	2	0	0	0	0	0	2.0
at Northwestern	11/28/18		15	0-2	.000	0-0	.000	2-2	1.000	1	2	3	2.0	3	3	0	0	2	2	2.0
vs St. John's	12/1/18		15	1-2	.500	0-0	.000	4-4	1.000	0	1	1	1.8	4	2	0	0	1	6	2.7
FLORIDA A&M	12/9/18		18	6-6	1.000	2-2	1.000	0-0	.000	1	2	3	2.0	0	0	1	1	2	14	4.3
GARDNER-WEBB	12/17/18		11	2-2	1.000	0-0	.000	2-2	1.000	0	1	1	1.9	1	1	1	0	0	6	4.5
at Arkansas	12/19/18	*	34	3-7	.429	0-1	.000	4-6	.667	0	3	3	2.0	2	3	1	0	0	10	5.1
GEORGIA	12/22/18	*	17	1-7	.143	0-2	.000	0-0	.000	1	0	1	1.9	2	1	2	1	0	2	4.8
KENNESAW STATE	12/28/18	*	25	1-2	.500	1-1	1.000	2-2	1.000	0	1	1	1.8	1	1	2	0	0	5	4.8
USC UPSTATE	1/2/19	*	20	3-5	.600	0-0	.000	2-2	1.000	0	0	0	1.7	1	1	1	0	1	8	5.1
WAKE FOREST	1/5/19	*	18	0-0	.000	0-0	.000	6-6	1.000	0	2	2	1.7	2	2	2	0	2	6	5.2
VIRGINIA TECH	1/9/19	*	15	1-2	.500	0-0	.000	0-0	.000	0	3	3	1.8	4	2	1	0	0	2	4.9
at Syracuse	1/12/19		7	0-0	.000	0-0	.000	0-0	.000	0	0	0	1.7	2	1	0	0	1	0	4.6
at Clemson	1/16/19		18	2-2	1.000	0-0	.000	1-3	.333	0	1	1	1.6	2	0	0	0	0	5	4.6
LOUISVILLE	1/19/19	*	30	2-5	.400	0-1	.000	1-5	.200	0	3	3	1.7	2	2	0	0	1	5	4.6
NOTRE DAME	1/22/19		16	3-3	1.000	1-1	1.000	0-1	.000	0	2	2	1.7	4	1	2	0	0	7	4.8
at Duke	1/26/19		14	0-1	.000	0-0	.000	0-0	.000	1	0	1	1.7	0	0	0	0	0	0	4.5
NORTH CAROLINA	1/29/19		15	2-2	1.000	0-0	.000	4-4	1.000	0	0	0	1.6	1	0	2	0	0	8	4.7
at Florida State	2/2/19		16	1-4	.250	0-1	.000	2-3	.667	0	2	2	1.6	3	1	0	0	0	4	4.7
Totals		7	342	30-59	.508	4-10	.400	34-46	.739	5	29	34	1.6	39	24	17	2	10	98	4.7

Games played: 21
 Minutes/game: 16.3
 Points/game: 4.7
 FG Pct: 50.8
 3FG Pct: 40.0
 FT Pct: 73.9

Rebounds/game: 1.6
 Assists/game: 1.1
 Turnovers/game: 0.8
 Assist/turnover ratio: 1.4
 Steals/game: 0.5
 Blocks/game: 0.1

2018-19 Georgia Tech Basketball
 Georgia Tech Individual Game-by-Game (as of Feb 02, 2019)
All games

#13 Haywood II, Curtis

Opponent	Date	gs	min	Total		3-Pointers		Free throws		Rebounds				pf	a	t/o	blk	stl	pts	avg	
				fg-fga	pct	3fg-fga	pct	ft-fa	pct	off	def	tot	avg								
LAMAR	11/9/18	*	26	4-9	.444	3-7	.429	2-2	1.000	0	0	0	0.0	1	4	0	0	1	13	13.0	
at Tennessee	11/13/18	*	15	1-5	.200	0-4	.000	0-0	.000	0	3	3	1.5	1	0	1	0	0	2	7.5	
EAST CAROLINA	11/16/18	*	20	5-9	.556	3-5	.600	5-6	.833	0	3	3	2.0	0	0	1	0	2	18	11.0	
UTRGV	11/21/18	*	26	2-4	.500	2-4	.500	1-2	.500	0	7	7	3.3	2	6	1	0	4	7	10.0	
PRAIRIE VIEW	11/23/18	*	25	4-8	.500	1-5	.200	1-2	.500	0	4	4	3.4	1	3	1	0	0	10	10.0	
at Northwestern	11/28/18	*	16	1-4	.250	1-3	.333	0-0	.000	0	0	0	2.8	2	0	3	0	0	3	8.8	
vs St. John's	12/1/18	*	21	2-7	.286	0-4	.000	1-1	1.000	0	1	1	2.6	3	1	1	0	0	5	8.3	
FLORIDA A&M	12/9/18	*	21	3-4	.750	1-2	.500	0-1	.000	1	2	3	2.6	0	2	0	0	1	7	8.1	
GARDNER-WEBB	12/17/18	*	25	4-8	.500	4-8	.500	0-0	.000	0	1	1	2.4	0	1	0	0	0	12	8.6	
at Arkansas	12/19/18		19	2-6	.333	2-5	.400	0-0	.000	1	1	2	2.4	5	3	3	0	2	6	8.3	
GEORGIA	12/22/18		21	2-6	.333	2-5	.400	0-0	.000	0	0	0	2.2	0	1	0	0	0	6	8.1	
KENNESAW STATE	12/28/18		17	2-5	.400	0-2	.000	1-1	1.000	1	0	1	2.1	2	2	2	0	1	5	7.8	
USC UPSTATE	1/2/19		21	3-6	.500	2-5	.400	2-2	1.000	0	4	4	2.2	3	4	1	0	2	10	8.0	
WAKE FOREST	1/5/19		11	1-4	.250	1-4	.250	2-2	1.000	1	1	2	2.2	2	1	0	0	3	5	7.8	
at Syracuse	1/12/19	*	38	6-10	.600	3-6	.500	0-0	.000	1	3	4	2.3	3	7	5	1	2	15	8.3	
at Clemson	1/16/19	*	30	2-3	.667	2-3	.667	2-2	1.000	0	0	0	2.2	0	2	3	0	3	8	8.3	
LOUISVILLE	1/19/19	*	30	1-6	.167	0-2	.000	0-0	.000	1	4	5	2.4	0	3	1	2	1	2	7.9	
NOTRE DAME	1/22/19	*	24	0-5	.000	0-5	.000	0-0	.000	0	3	3	2.4	1	1	1	0	1	0	7.4	
at Duke	1/26/19	*	25	2-6	.333	1-3	.333	0-0	.000	0	5	5	2.5	0	1	1	0	3	5	7.3	
NORTH CAROLINA	1/29/19	*	26	2-10	.200	0-6	.000	1-2	.500	1	3	4	2.6	0	6	2	0	2	5	7.2	
at Florida State	2/2/19	*	32	2-8	.250	0-6	.000	0-0	.000	0	2	2	2.6	3	2	1	0	0	4	7.0	
Totals			16	489	51-133	.383	28-94	.298	18-23	.783	7	47	54	2.6	29	50	28	3	28	148	7.0

Games played: 21
 Minutes/game: 23.3
 Points/game: 7.0
 FG Pct: 38.3
 3FG Pct: 29.8
 FT Pct: 78.3

Rebounds/game: 2.6
 Assists/game: 2.4
 Turnovers/game: 1.3
 Assist/turnover ratio: 1.8
 Steals/game: 1.3
 Blocks/game: 0.1

2018-19 Georgia Tech Basketball
 Georgia Tech Individual Game-by-Game (as of Feb 02, 2019)
All games

#24 Ogbonda, Sylvester

Opponent	Date	gs	min	Total		3-Pointers		Free throws		Rebounds				pf	a	t/o	blk	stl	pts	avg
				fg-fga	pct	3fg-fga	pct	ft-fa	pct	off	def	tot	avg							
LAMAR	11/9/18		23	2-5	.400	0-0	.000	3-5	.600	5	4	9	9.0	5	4	3	1	1	7	7.0
at Tennessee	11/13/18		8	0-1	.000	0-0	.000	2-2	1.000	1	1	2	5.5	3	0	1	0	0	2	4.5
EAST CAROLINA	11/16/18		7	1-3	.333	0-0	.000	0-0	.000	0	3	3	4.7	1	0	1	0	0	2	3.7
UTRGV	11/21/18		5	1-2	.500	0-0	.000	1-3	.333	0	1	1	3.8	2	0	0	0	0	3	3.5
FLORIDA A&M	12/9/18		4	1-1	1.000	0-0	.000	0-0	.000	0	0	0	3.0	0	0	0	0	0	2	3.2
KENNESAW STATE	12/28/18		2	0-1	.000	0-0	.000	0-0	.000	0	0	0	2.5	1	0	0	0	0	0	2.7
at Clemson	1/16/19		7	1-1	1.000	0-0	.000	0-0	.000	1	0	1	2.3	0	0	0	2	0	2	2.6
LOUISVILLE	1/19/19		4	0-2	.000	0-0	.000	0-0	.000	0	0	0	2.0	1	0	1	0	0	0	2.3
at Duke	1/26/19		3	0-1	.000	0-0	.000	0-0	.000	0	1	1	1.9	0	0	0	0	1	0	2.0
NORTH CAROLINA	1/29/19		4	0-1	.000	0-0	.000	0-0	.000	0	0	0	1.7	0	0	0	0	0	0	1.8
Totals		0	67	6-18	.333	0-0	.000	6-10	.600	7	10	17	1.7	13	4	6	3	2	18	1.8

Games played: 10
 Minutes/game: 6.7
 Points/game: 1.8
 FG Pct: 33.3
 FT Pct: 60.0

Rebounds/game: 1.7
 Assists/game: 0.4
 Turnovers/game: 0.6
 Assist/turnover ratio: 0.7
 Steals/game: 0.2
 Blocks/game: 0.3

#32 Schafer, Avi

Opponent	Date	gs	min	Total		3-Pointers		Free throws		Rebounds				pf	a	t/o	blk	stl	pts	avg
				fg-fga	pct	3fg-fga	pct	ft-fa	pct	off	def	tot	avg							
EAST CAROLINA	11/16/18		3	0-0	.000	0-0	.000	0-0	.000	0	0	0	0.0	1	0	0	0	0	0	0.0
UTRGV	11/21/18		1	0-0	.000	0-0	.000	0-0	.000	2	0	2	1.0	0	0	0	0	0	0	0.0
Totals		0	4	0-0	.000	0-0	.000	0-0	.000	2	0	2	1.0	1	0	0	0	0	0	0.0

Games played: 2
 Minutes/game: 2.0

Rebounds/game: 1.0

2018-19 Georgia Tech Basketball
 Georgia Tech Individual Game-by-Game (as of Feb 02, 2019)
All games

#34 Gueye, Abdoulaye

Opponent	Date	gs	min	Total		3-Pointers		Free throws		Rebounds				pf	a	t/o	blk	stl	pts	avg	
				fg-fga	pct	3fg-fga	pct	ft-fa	pct	off	def	tot	avg								
LAMAR	11/9/18	*	12	2-4	.500	0-0	.000	1-2	.500	1	6	7	7.0	5	1	1	5	0	5	5.0	
at Tennessee	11/13/18	*	18	3-8	.375	0-0	.000	1-2	.500	1	3	4	5.5	2	0	0	1	1	7	6.0	
EAST CAROLINA	11/16/18	*	21	3-6	.500	0-1	.000	0-0	.000	1	3	4	5.0	3	1	2	0	3	6	6.0	
UTRGV	11/21/18	*	20	2-5	.400	0-0	.000	4-4	1.000	2	2	4	4.8	1	0	0	1	3	8	6.5	
PRAIRIE VIEW	11/23/18	*	24	1-4	.250	0-0	.000	4-4	1.000	1	4	5	4.8	3	2	3	0	0	6	6.4	
at Northwestern	11/28/18	*	15	3-5	.600	0-0	.000	0-2	.000	2	1	3	4.5	2	0	2	0	0	6	6.3	
vs St. John's	12/1/18		7	0-1	.000	0-0	.000	0-0	.000	1	2	3	4.3	1	1	1	1	0	0	5.4	
FLORIDA A&M	12/9/18		13	0-1	.000	0-0	.000	0-0	.000	0	1	1	3.9	1	1	1	1	0	0	4.8	
GARDNER-WEBB	12/17/18		5	0-1	.000	0-0	.000	0-0	.000	0	0	0	3.4	0	0	0	0	0	0	4.2	
at Arkansas	12/19/18		6	1-2	.500	0-0	.000	0-0	.000	1	1	2	3.3	1	0	0	0	1	2	4.0	
GEORGIA	12/22/18		4	1-3	.333	0-0	.000	0-0	.000	1	1	2	3.2	0	0	0	1	0	2	3.8	
KENNESAW STATE	12/28/18		19	7-7	1.000	0-0	.000	2-3	.667	2	6	8	3.6	2	3	1	2	0	16	4.8	
USC UPSTATE	1/2/19		13	3-4	.750	0-0	.000	0-0	.000	0	5	5	3.7	2	4	4	2	0	6	4.9	
WAKE FOREST	1/5/19		10	1-3	.333	0-0	.000	1-3	.333	1	1	2	3.6	2	0	2	2	1	3	4.8	
VIRGINIA TECH	1/9/19		27	4-7	.571	1-3	.333	2-4	.500	1	5	6	3.7	4	0	2	2	0	11	5.2	
at Syracuse	1/12/19	*	23	5-7	.714	0-0	.000	0-0	.000	1	1	2	3.6	2	1	3	0	1	10	5.5	
NOTRE DAME	1/22/19	*	37	5-12	.417	0-1	.000	3-6	.500	4	4	8	3.9	4	2	1	1	2	13	5.9	
at Duke	1/26/19	*	29	7-16	.438	0-0	.000	0-0	.000	3	5	8	4.1	5	0	2	0	0	14	6.4	
NORTH CAROLINA	1/29/19	*	36	7-14	.500	0-1	.000	0-0	.000	1	3	4	4.1	4	0	2	4	2	14	6.8	
at Florida State	2/2/19	*	37	6-7	.857	0-0	.000	3-4	.750	3	4	7	4.3	2	0	3	0	0	15	7.2	
Totals			11	376	61-117	.521	1-6	.167	21-34	.618	27	58	85	4.3	46	16	30	23	14	144	7.2

Games played: 20
 Minutes/game: 18.8
 Points/game: 7.2
 FG Pct: 52.1
 3FG Pct: 16.7
 FT Pct: 61.8

Rebounds/game: 4.3
 Assists/game: 0.8
 Turnovers/game: 1.5
 Assist/turnover ratio: 0.5
 Steals/game: 0.7
 Blocks/game: 1.2

2018-19 Georgia Tech Basketball
 Georgia Tech Individual Game-by-Game (as of Feb 02, 2019)
All games

#35 Sjolund, Kristian

Opponent	Date	gs	min	Total		3-Pointers		Free throws		Rebounds				pf	a	t/o	blk	stl	pts	avg	
				fg-fga	pct	3fg-fga	pct	ft-fa	pct	off	def	tot	avg								
LAMAR	11/9/18		4	0-1	.000	0-1	.000	0-0	.000	0	0	0	0.0	2	1	0	0	0	0	0.0	
at Tennessee	11/13/18		1	0-0	.000	0-0	.000	0-0	.000	0	0	0	0.0	3	0	0	0	0	0	0.0	
EAST CAROLINA	11/16/18		11	0-2	.000	0-2	.000	2-2	1.000	0	3	3	1.0	0	0	1	0	0	2	0.7	
UTRGV	11/21/18		5	0-2	.000	0-2	.000	0-0	.000	0	1	1	1.0	2	0	1	0	0	0	0.5	
FLORIDA A&M	12/9/18		9	1-3	.333	1-2	.500	0-0	.000	0	1	1	1.0	2	0	2	0	0	3	1.0	
GEORGIA	12/22/18		6	0-1	.000	0-1	.000	0-0	.000	0	0	0	0.8	0	0	0	0	0	0	0.8	
KENNESAW STATE	12/28/18		6	0-0	.000	0-0	.000	0-0	.000	0	0	0	0.7	1	1	0	0	0	0	0.7	
USC UPSTATE	1/2/19		1	0-0	.000	0-0	.000	0-0	.000	0	0	0	0.6	0	0	0	0	0	0	0.6	
at Clemson	1/16/19		5	0-0	.000	0-0	.000	0-0	.000	0	0	0	0.6	1	0	0	0	0	0	0.6	
LOUISVILLE	1/19/19		6	0-1	.000	0-1	.000	1-2	.500	0	0	0	0.5	2	0	1	0	0	1	0.6	
at Duke	1/26/19		1	1-1	1.000	1-1	1.000	0-0	.000	0	0	0	0.5	0	0	0	0	0	3	0.8	
NORTH CAROLINA	1/29/19		3	0-1	.000	0-1	.000	0-0	.000	0	2	2	0.6	0	0	0	0	0	0	0.8	
Totals			0	58	2-12	.167	2-11	.182	3-4	.750	0	7	7	0.6	13	2	5	0	0	9	0.8

Games played: 12
 Minutes/game: 4.8
 Points/game: 0.8
 FG Pct: 16.7
 3FG Pct: 18.2
 FT Pct: 75.0

Rebounds/game: 0.6
 Assists/game: 0.2
 Turnovers/game: 0.4
 Assist/turnover ratio: 0.4

#45 Medlock, Shaheed

Opponent	Date	gs	min	Total		3-Pointers		Free throws		Rebounds				pf	a	t/o	blk	stl	pts	avg	
				fg-fga	pct	3fg-fga	pct	ft-fa	pct	off	def	tot	avg								
EAST CAROLINA	11/16/18		1	0-0	.000	0-0	.000	0-0	.000	0	0	0	0.0	0	0	0	0	0	0	0.0	
KENNESAW STATE	12/28/18		1	0-0	.000	0-0	.000	0-0	.000	0	0	0	0.0	1	0	0	0	0	0	0.0	
at Florida State	2/2/19		0	0-0	.000	0-0	.000	0-0	.000	0	0	0	0.0	0	0	0	0	0	0	0.0	
Totals			0	2	0-0	.000	0-0	.000	0-0	.000	0	0	0	0.0	1	0	0	0	0	0	0.0

Games played: 3
 Minutes/game: 0.7

2018-19 Georgia Tech Basketball
 Georgia Tech Individual Game-by-Game (as of Feb 02, 2019)
All games

#55 Rice, Malachi

Opponent	Date	gs	min	Total		3-Pointers		Free throws		Rebounds				pf	a	t/o	blk	stl	pts	avg
				fg-fga	pct	3fg-fga	pct	ft-fa	pct	off	def	tot	avg							
EAST CAROLINA	11/16/18		1	0-0	.000	0-0	.000	0-0	.000	0	0	0	0.0	1	0	0	0	0	0	0.0
UTRGV	11/21/18		1	0-1	.000	0-0	.000	0-0	.000	0	0	0	0.0	0	0	0	0	0	0	0.0
Totals		0	2	0-1	.000	0-0	.000	0-0	.000	0	0	0	0.0	1	0	0	0	0	0	0.0

Games played: 2
 Minutes/game: 1.0
 FG Pct: 0.0

#TM TEAM

Opponent	Date	gs	min	Total		3-Pointers		Free throws		Rebounds				pf	a	t/o	blk	stl	pts	avg
				fg-fga	pct	3fg-fga	pct	ft-fa	pct	off	def	tot	avg							
LAMAR	11/9/18		0	0-0	.000	0-0	.000	0-0	.000	2	2	4	4.0	0	0	0	0	0	0	0.0
at Tennessee	11/13/18		0	0-0	.000	0-0	.000	0-0	.000	4	2	6	5.0	0	0	1	0	0	0	0.0
EAST CAROLINA	11/16/18		0	0-0	.000	0-0	.000	0-0	.000	2	1	3	4.3	0	0	0	0	0	0	0.0
UTRGV	11/21/18		0	0-0	.000	0-0	.000	0-0	.000	0	3	3	4.0	0	0	0	0	0	0	0.0
PRAIRIE VIEW	11/23/18		0	0-0	.000	0-0	.000	0-0	.000	1	0	1	3.4	0	0	0	0	0	0	0.0
at Northwestern	11/28/18		0	0-0	.000	0-0	.000	0-0	.000	1	2	3	3.3	0	0	1	0	0	0	0.0
vs St. John's	12/1/18		0	0-0	.000	0-0	.000	0-0	.000	1	1	2	3.1	0	0	2	0	0	0	0.0
FLORIDA A&M	12/9/18		0	0-0	.000	0-0	.000	0-0	.000	0	4	4	3.3	0	0	0	0	0	0	0.0
GARDNER-WEBB	12/17/18		0	0-0	.000	0-0	.000	0-0	.000	1	1	2	3.1	0	0	1	0	0	0	0.0
at Arkansas	12/19/18		0	0-0	.000	0-0	.000	0-0	.000	3	3	6	3.4	0	0	2	0	0	0	0.0
GEORGIA	12/22/18		0	0-0	.000	0-0	.000	0-0	.000	4	1	5	3.5	0	0	0	0	0	0	0.0
KENNESAW STATE	12/28/18		0	0-0	.000	0-0	.000	0-0	.000	1	1	2	3.4	0	0	0	0	0	0	0.0
USC UPSTATE	1/2/19		0	0-0	.000	0-0	.000	0-0	.000	0	2	2	3.3	0	0	0	0	0	0	0.0
WAKE FOREST	1/5/19		0	0-0	.000	0-0	.000	0-0	.000	1	4	5	3.4	0	0	0	0	0	0	0.0
VIRGINIA TECH	1/9/19		0	0-0	.000	0-0	.000	0-0	.000	1	2	3	3.4	0	0	0	0	0	0	0.0
at Syracuse	1/12/19		0	0-0	.000	0-0	.000	0-0	.000	1	3	4	3.4	0	0	1	0	0	0	0.0
at Clemson	1/16/19		0	0-0	.000	0-0	.000	0-0	.000	3	4	7	3.6	0	0	2	0	0	0	0.0
LOUISVILLE	1/19/19		0	0-0	.000	0-0	.000	0-0	.000	0	4	4	3.7	0	0	0	0	0	0	0.0
NOTRE DAME	1/22/19		0	0-0	.000	0-0	.000	0-0	.000	2	3	5	3.7	0	0	0	0	0	0	0.0
at Duke	1/26/19		0	0-0	.000	0-0	.000	0-0	.000	1	1	2	3.7	0	0	1	0	0	0	0.0
NORTH CAROLINA	1/29/19		0	0-0	.000	0-0	.000	0-0	.000	0	2	2	3.6	0	0	1	0	0	0	0.0
at Florida State	2/2/19		0	0-0	.000	0-0	.000	0-0	.000	5	2	7	3.7	0	0	0	0	0	0	0.0
Totals		0	0	0-0	.000	0-0	.000	0-0	.000	34	48	82	3.7	0	0	12	0	0	0	0.0

Games played: 22

Rebounds/game: 3.7
 Turnovers/game: 0.5

Individual Career History

Alston, Brandon

Season	gp-gs	min/avg	Total		3-Point		F-Throws		Rebounds				Scoring							
			fg-fga	pct	fg-fga	pct	ft-fta	pct	off	def	tot	avg	pf	fo	ast	to	blk	stl	pts	avg
2017-18	32-19	758/23.7	56-150	.373	21-59	.356	41-58	.707	18	39	57	1.8	48	1	50	36	1	11	174	5.4
2018-19	17-4	352/20.7	50-107	.467	18-46	.391	39-47	.830	4	30	34	2.0	32	0	21	29	2	7	157	9.2
TOTAL	49-23	1110/22.7	106-257	.412	39-105	.371	80-105	.762	22	69	91	1.9	80	1	71	65	3	18	331	6.8

Alvarado, Jose

Season	gp-gs	min/avg	Total		3-Point		F-Throws		Rebounds				Scoring							
			fg-fga	pct	fg-fga	pct	ft-fta	pct	off	def	tot	avg	pf	fo	ast	to	blk	stl	pts	avg
2017-18	25-25	874/35.0	99-221	.448	40-108	.370	65-81	.802	15	78	93	3.7	60	1	77	59	2	43	303	12.1
2018-19	21-20	685/32.6	89-224	.397	29-104	.279	54-71	.761	10	71	81	3.9	52	2	70	53	2	39	261	12.4
TOTAL	46-45	1559/33.9	188-445	.422	69-212	.325	119-152	.783	25	149	174	3.8	112	3	147	112	4	82	564	12.3

Cole, Evan

Season	gp-gs	min/avg	Total		3-Point		F-Throws		Rebounds				Scoring							
			fg-fga	pct	fg-fga	pct	ft-fta	pct	off	def	tot	avg	pf	fo	ast	to	blk	stl	pts	avg
2017-18	24-7	332/13.8	29-63	.460	6-22	.273	13-26	.500	18	44	62	2.6	44	3	11	15	8	7	77	3.2
2018-19	15-3	198/13.2	26-53	.491	4-18	.222	17-24	.708	8	33	41	2.7	26	0	8	17	6	8	73	4.9
TOTAL	39-10	530/13.6	55-116	.474	10-40	.250	30-50	.600	26	77	103	2.6	70	3	19	32	14	15	150	3.8

Gueye, Abdoulaye

Season	gp-gs	min/avg	Total		3-Point		F-Throws		Rebounds				Scoring							
			fg-fga	pct	fg-fga	pct	ft-fta	pct	off	def	tot	avg	pf	fo	ast	to	blk	stl	pts	avg
2014-15	8-0	34/4.3	2-5	.400	0-1	.000	0-2	.000	2	4	6	0.8	3	0	0	5	2	3	4	0.5
2016-17	20-3	202/10.1	11-28	.393	0-3	.000	1-6	.167	18	31	49	2.5	33	0	9	24	12	3	23	1.2
2017-18	31-23	672/21.7	71-152	.467	2-11	.182	38-63	.603	54	83	137	4.4	88	4	33	44	33	20	182	5.9
2018-19	20-11	376/18.8	61-117	.521	1-6	.167	21-34	.618	27	58	85	4.3	46	2	16	30	23	14	144	7.2
TOTAL	79-37	1284/16.3	145-302	.480	3-21	.143	60-105	.571	101	176	277	3.5	170	6	58	103	70	40	353	4.5

Haywood II, Curtis

Season	gp-gs	min/avg	Total		3-Point		F-Throws		Rebounds				Scoring							
			fg-fga	pct	fg-fga	pct	ft-fta	pct	off	def	tot	avg	pf	fo	ast	to	blk	stl	pts	avg
2017-18	15-7	364/24.3	24-62	.387	17-46	.370	15-18	.833	8	35	43	2.9	32	0	35	17	5	13	80	5.3
2018-19	21-16	489/23.3	51-133	.383	28-94	.298	18-23	.783	7	47	54	2.6	29	1	50	28	3	28	148	7.0
TOTAL	36-23	853/23.7	75-195	.385	45-140	.321	33-41	.805	15	82	97	2.7	61	1	85	45	8	41	228	6.3

Ogbonda, Sylvester

Season	gp-gs	min/avg	Total		3-Point		F-Throws		Rebounds				Scoring							
			fg-fga	pct	fg-fga	pct	ft-fta	pct	off	def	tot	avg	pf	fo	ast	to	blk	stl	pts	avg
2016-17	23-0	120/5.2	13-27	.481	0-0	.000	10-16	.625	7	17	24	1.0	28	1	4	9	6	3	36	1.6
2017-18	9-0	21/2.3	3-5	.600	0-0	.000	1-3	.333	3	4	7	0.8	5	0	0	5	3	0	7	0.8
2018-19	10-0	67/6.7	6-18	.333	0-0	.000	6-10	.600	7	10	17	1.7	13	1	4	6	3	2	18	1.8
TOTAL	42-0	208/5.0	22-50	.440	0-0	.000	17-29	.586	17	31	48	1.1	46	2	8	20	12	5	61	1.5

Wright, Moses

Season	gp-gs	min/avg	Total		3-Point		F-Throws		Rebounds				Scoring							
			fg-fga	pct	fg-fga	pct	ft-fta	pct	off	def	tot	avg	pf	fo	ast	to	blk	stl	pts	avg
2017-18	25-10	414/16.6	35-114	.307	2-31	.065	19-35	.543	25	60	85	3.4	42	2	17	29	13	16	91	3.6
2018-19	21-14	346/16.5	45-105	.429	2-16	.125	15-32	.469	9	62	71	3.4	27	0	16	20	9	9	107	5.1
TOTAL	46-24	760/16.5	80-219	.365	4-47	.085	34-67	.507	34	122	156	3.4	69	2	33	49	22	25	198	4.3

Official Basketball Box Score -- Game Totals -- Final Statistics
Lamar vs Georgia Tech
 11/9/18 7:30 pm at McCamish Pavilion, Atlanta, Ga.

Lamar 69 • 1-1

##	Player	Total			3-Ptr			Rebounds			PF	TP	A	TO	Blk	Stl	Min
		FG-FGA	FG-FGA	FT-FTA	FG-FGA	FG-FGA	FT-FTA	Off	Def	Tot							
11	Josh Nzeakor	r	2-8	0-0	8-11	3	3	6	3	12	0	1	0	0	0	26	
01	Michael Kolawole	g	3-9	0-3	1-3	0	5	5	1	7	1	3	0	0	0	24	
12	V.J. Holmes	g	2-6	0-1	2-5	0	5	5	1	6	5	2	0	0	3	35	
15	Tyrin Atwood	g	5-11	1-1	6-8	4	2	6	2	17	1	3	0	0	3	35	
24	Laquarius Paige	g	0-1	0-1	0-0	0	1	1	3	0	0	3	0	1	0	12	
02	Grehon Easter	g	4-6	2-3	0-2	2	0	2	4	10	1	0	0	1	0	18	
03	Nick Garth	g	6-16	2-7	1-4	0	1	1	3	15	5	4	0	3	32		
05	Avery Sullivan	g	0-0	0-0	0-0	0	1	1	1	0	0	0	0	0	0	4	
14	Edwin Jeudy	g	1-1	0-0	0-0	0	3	3	0	2	0	0	0	0	0	5	
22	Christian Barrett	g	0-0	0-0	0-0	0	0	0	0	0	0	2	0	0	0	1	
23	Jordan Foster	g	0-2	0-0	0-0	1	0	1	2	0	0	1	0	0	0	8	
Team						6	1	7									
Totals			23-60	5-16	18-33	16	22	38	20	69	13	19	0	11	0	200	

FG % 1st Half: 9-26 34.6% 2nd half: 14-34 41.2% Game: 23-60 38.3%
 3FG % 1st Half: 4-10 40.0% 2nd half: 1-6 16.7% Game: 5-16 31.3%
 FT % 1st Half: 0-5 0.0% 2nd half: 18-28 64.3% Game: 18-33 54.5%

Deadball Rebounds: 9.1

Georgia Tech 88 • 1-0

##	Player	Total			3-Ptr			Rebounds			PF	TP	A	TO	Blk	Stl	Min
		FG-FGA	FG-FGA	FT-FTA	FG-FGA	FG-FGA	FT-FTA	Off	Def	Tot							
03	Cole, Evan	r	1-4	0-1	3-4	0	2	2	1	5	1	1	0	2	0	16	
34	Gueye, Abdoulaye	r	2-4	0-0	1-2	1	6	7	5	5	1	1	5	0	0	12	
02	Phillips, Shembari	g	4-7	1-3	1-1	0	4	4	2	10	4	3	0	3	25		
10	Alvarado, Jose	g	6-12	2-7	0-0	1	2	3	3	14	5	3	0	2	34		
13	Haywood II, Curtis	g	4-9	3-7	2-2	0	0	0	1	13	4	0	0	1	26		
00	Devoe, Michael	g	3-5	2-4	1-2	0	1	1	3	9	2	2	1	1	17		
04	Alston, Brandon	g	6-10	4-5	1-4	0	0	0	0	17	2	1	0	0	19		
05	Wright, Moses	g	4-6	0-2	0-1	0	4	4	1	8	1	1	1	0	17		
12	Moore, Khalid	g	0-0	0-0	0-0	0	1	1	1	0	1	0	0	0	7		
24	Ogbona, Sylvester	g	2-5	0-0	3-5	5	4	9	5	7	4	3	1	1	23		
35	Sjoland, Kristian	g	0-1	0-1	0-0	0	0	0	2	0	1	0	0	0	4		
Team						2	2	4									
Totals			32-63	12-30	12-21	9	26	35	24	88	26	15	8	10	0	200	

FG % 1st Half: 14-35 40.0% 2nd half: 18-28 64.3% Game: 32-63 50.8%
 3FG % 1st Half: 7-19 36.8% 2nd half: 5-11 45.5% Game: 12-30 40.0%
 FT % 1st Half: 9-16 56.3% 2nd half: 3-5 60.0% Game: 12-21 57.1%

Deadball Rebounds: 8.1

Officials: Ted Valentine, Jamie Luckie, Tony Henderson
 Technical fouls: Lamar-None. Georgia Tech-None.
 Attendance: 4691

Score by periods	1st	2nd	Total
Lamar	22	47	69
Georgia Tech	44	44	88

Last FG - LU 2nd-01:16, GT 2nd-00:16.
 Largest lead - LU None, GT by 28 2nd-15:05.
 LU led for 00:00. GT led for 37:39. Game was tied for 02:21.

Score tied - 0 times.
 Lead changed - 0 times.

Official Basketball Box Score -- Game Totals -- Final Statistics
Georgia Tech vs Tennessee
 11/13/18 9:11 p.m. at Knoxville, Tenn. (Thompson-Boling Arena)

Georgia Tech 53 • 1-1

##	Player	Total			3-Ptr			Rebounds			PF	TP	A	TO	Blk	Stl	Min
		FG-FGA	FG-FGA	FT-FTA	FG-FGA	FG-FGA	FT-FTA	Off	Def	Tot							
03	Cole, Evan	r	0-2	0-1	0-0	0	3	3	2	0	0	0	0	0	0	12	
34	Gueye, Abdoulaye	r	3-8	0-0	1-2	1	3	4	2	7	0	0	1	1	18		
02	Phillips, Shembari	g	1-4	0-2	0-1	0	1	1	3	2	1	0	0	0	0	22	
10	Alvarado, Jose	g	3-11	2-6	0-0	0	1	1	5	8	1	0	0	0	30		
13	Haywood II, Curtis	g	1-5	0-4	0-0	0	3	3	1	2	0	1	0	0	0	15	
00	Devoe, Michael	g	0-6	0-2	0-0	0	2	2	1	0	0	6	0	0	0	21	
04	Banks III, James	g	1-2	0-0	3-4	2	5	7	5	5	0	1	1	0	0	16	
01	Alston, Brandon	g	4-8	0-1	8-8	1	3	4	2	16	1	1	0	2	24		
05	Wright, Moses	g	2-6	1-2	2-2	2	1	3	2	7	1	2	0	3	23		
12	Moore, Khalid	g	1-5	0-1	2-2	0	1	1	1	4	1	0	0	0	0	10	
24	Ogbona, Sylvester	g	0-1	0-0	2-2	1	1	2	3	2	0	1	0	0	0	8	
35	Sjoland, Kristian	g	0-0	0-0	0-0	0	0	0	3	0	0	0	0	0	0	1	
Team						4	2	6			1	4	2	6	0		
Totals			16-58	3-19	18-21	11	26	37	30	53	5	14	2	6	0	200	

FG % 1st Half: 9-31 29.0% 2nd half: 7-27 25.9% Game: 16-58 27.6%
 3FG % 1st Half: 2-13 15.4% 2nd half: 1-6 16.7% Game: 3-19 15.8%
 FT % 1st Half: 5-6 83.3% 2nd half: 13-15 86.7% Game: 18-21 85.7%

Deadball Rebounds: 1

Tennessee 66 • 3-0

##	Player	Total			3-Ptr			Rebounds			PF	TP	A	TO	Blk	Stl	Min
		FG-FGA	FG-FGA	FT-FTA	FG-FGA	FG-FGA	FT-FTA	Off	Def	Tot							
02	Williams, Grant	r	6-10	0-1	10-16	3	5	8	4	22	3	4	0	0	0	31	
11	Alexander, Kyle	r	3-4	1-1	5-6	4	5	9	4	12	1	0	1	0	0	32	
00	Bone, Jordan	g	5-11	0-2	5-8	0	1	1	0	15	1	3	0	2	34		
05	Schofield, Admiral	g	3-13	1-4	1-4	1	6	7	3	8	4	3	1	0	36		
23	Bowden, Jordan	g	1-6	1-2	2-2	1	10	11	3	5	2	1	0	1	37		
10	Fulkerson, John	g	0-2	0-0	1-2	2	4	6	1	1	1	0	2	2	16		
13	Johnson, Jalen	g	1-1	1-1	0-0	0	1	1	1	3	0	1	0	0	4		
35	Pons, Yves	g	0-1	0-1	0-0	0	0	0	3	0	0	0	0	0	1	10	
Team						0	1	1			1						
Totals			19-48	4-12	24-38	11	33	44	19	66	12	13	4	6	0	200	

FG % 1st Half: 9-21 42.9% 2nd half: 10-27 37.0% Game: 19-48 39.6%
 3FG % 1st Half: 3-6 50.0% 2nd half: 1-6 16.7% Game: 4-12 33.3%
 FT % 1st Half: 12-18 66.7% 2nd half: 12-20 60.0% Game: 24-38 63.2%

Deadball Rebounds: 6

Officials: Doug Shows, Joe Lindsay, Lee Cassell
 Technical fouls: Georgia Tech-None. Tennessee-None.
 Attendance: 16219

Score by periods	1st	2nd	Total
Georgia Tech	25	28	53
Tennessee	33	33	66

Last FG - GT 2nd-00:35, UT 2nd-01:21.
 Largest lead - GT by 2 1st-19:13, UT by 15 2nd-08:11.
 GT led for 00:56. UT led for 37:20. Game was tied for 01:44.

Points	In	Off	2nd	Fast	Bench
GT	Paint	T/O	Chance	Break	
20	12	11	0	0	34
UT	22	6	10	4	4

Score tied - 1 time.
 Lead changed - 1 time.

Official Basketball Box Score -- Game Totals -- Final Statistics
East Carolina vs Georgia Tech
 11/16/18 7:30 pm at McCamish Pavilion, Atlanta, Ga.

East Carolina 54 • 2-1

##	Player	Total			3-Ptr			Rebounds			PF	TP	A	TO	Blk	Stl	Min
		FG-FGA	FG-FGA	FT-FTA	FG-FGA	FG-FGA	FT-FTA	Off	Def	Tot							
01	Gardner, Jayden	r	5-10	0-1	3-4	2	1	3	2	13	0	4	0	1	0	31	
03	Leday, Seth	r	4-9	0-0	1-6	4	5	9	1	9	0	4	2	0	0	23	
02	Davis, K.J.	g	1-12	0-0	0-0	2	5	7	2	2	0	1	1	2	23		
05	Foster, Tyler	g	1-4	0-0	0-0	1	0	1	5	2	0	1	0	0	0	10	
10	Hardy, Tae	g	2-6	0-2	0-1	1	2	3	4	4	1	1	0	3	24		
00	Fleming, Isaac	g	4-5	0-1	0-0	0	3	3	3	8	0	1	0	2	20		
22	Wade, Deshaun	g	3-9	2-8	4-5	1	3	4	1	12	3	4	1	1	34		
23	Quinton, Rico	g	0-1	0-0	0-0	0	0	0	0	2	0	1	0	0	4		
24	Whitley, John	g	0-0	0-0	0-0	0	0	0	0	0	0	0	0	0	0	2	
32	Spasojevic, Dimitri	g	1-3	0-0	2-3	1	3	4	2	4	2	3	0	0	0	23	
41	Hill, Addison	g	0-0	0-0	0-0	0	1	1	0	0	1	1	0	0	0	6	
Team						1	1	2									
Totals			21-59	2-17	10-19	13	24	37	22	54	7	21	4	8	0	200	

FG % 1st Half: 10-29 34.5% 2nd half: 11-30 36.7% Game: 21-59 35.6%
 3FG % 1st Half: 1-10 10.0% 2nd half: 1-7 14.3% Game: 2-17 11.8%
 FT % 1st Half: 3-8 37.5% 2nd half: 7-11 63.6% Game: 10-19 52.6%

Deadball Rebounds: 4.1

Georgia Tech 79 • 2-1

##	Player	Total			3-Ptr			Rebounds			PF	TP	A	TO	Blk	Stl	Min
		FG-FGA	FG-FGA	FT-FTA	FG-FGA	FG-FGA	FT-FTA	Off	Def	Tot							
05	Wright, Moses	r	2-6	1-1	1-3	2	4	6	1	6	0	2	1	0	0	16	
34	Gueye, Abdoulaye	r	3-6	0-1	0-0	1	3	4	3	6	1	2	0	3	21		
02	Phillips, Shembari	g	2-4	1-2	0-0	0	0	0	1	5	2	1	0	1	17		
10	Alvarado, Jose	g	4-7	1-3	0-0	1	3	4	1	9	6	3	1	3	27		
13	Haywood II, Curtis	g	5-9	3-5	5-6	0	3	3	0	18	0	1	0	2	20		
00	Devoe, Michael	g	4-4	2-2	3-4	0	1	1	3	13	0	2	0	4	28		
01	Banks III, James	g	1-5	0-0	3-4	1	5	6	4	5	1	0	3	0	16		
04	Alston, Brandon	g	3-6	1-1	2-2	1	2	3	0	9	1	2	0	0	21		
11	Jester, Evan	g	0-0	0-0	0-0	0	0	0	0	0	0	1	0	0	0	2	
12	Moore, Khalid	g	1-1	0-0													

Official Basketball Box Score -- Game Totals -- Final Statistics
Prairie View vs Georgia Tech
 11/23/18 4 p.m. at McCamish Pavilion, Atlanta, Ga.

Prairie View 54 • 1-6

##	Player	Total			3-Ptr			Rebounds			PF	TP	A	TO	Blk	Stl	Min
		FG-FGA	FG-FGA	FT-FTA	Off	Def	Tot	Off	Def	Tot							
13	Ellis, Jwin	r	0-0	0-0	0-0	1	0	1	3	0	0	0	0	0	0	12	
23	Patterson, Devonte	r	6-13	2-5	2-3	0	2	2	4	16	0	3	0	2	3	34	
01	Johnson, Taishawn	g	1-5	0-1	4-5	0	4	4	1	6	2	2	0	1	3	34	
03	Blackston, Gary	g	6-15	0-3	7-8	2	7	9	4	19	2	2	0	1	3	34	
15	Andrus, Gerard	g	2-5	0-0	0-0	1	3	4	1	4	4	2	0	0	3	30	
00	Ellis, Chancellor	g	3-8	3-7	0-0	0	0	0	3	9	0	1	0	0	2	21	
02	Williams, Darius	g	0-2	0-2	0-0	0	1	1	1	0	0	1	0	0	1	15	
10	Singleton, Tyler	g	0-0	0-0	0-0	0	1	1	0	0	0	1	0	0	6		
14	Sneed, Leon	g	0-0	0-0	0-0	0	1	1	1	0	0	1	0	1	11		
21	Williams, Faitte	g	0-0	0-0	0-0	0	1	1	1	0	0	1	0	0	3		
Team						2	3	5			1						
Totals			18-48	5-18	13-16	6	23	29	19	54	8	15	0	5	200		

FG % 1st Half: 10-24 41.7% 2nd half: 8-24 33.3% Game: 18-48 37.5% Deadball Rebounds 1.1
 3FG % 1st Half: 2-7 28.6% 2nd half: 3-11 27.3% Game: 5-18 27.8%
 FT % 1st Half: 5-6 83.3% 2nd half: 8-10 80.0% Game: 13-16 81.3%

Georgia Tech 65 • 4-1

##	Player	Total			3-Ptr			Rebounds			PF	TP	A	TO	Blk	Stl	Min
		FG-FGA	FG-FGA	FT-FTA	Off	Def	Tot	Off	Def	Tot							
05	Wright, Moses	r	2-4	0-1	0-1	0	2	2	0	4	0	0	0	0	0	11	
34	Gueye, Abdoulaye	r	1-4	0-0	4-4	1	4	5	3	6	2	3	0	0	2	24	
02	Phillips, Shembari	g	2-5	0-1	1-1	0	1	1	3	5	0	1	0	0	12		
10	Alvarado, Jose	g	6-11	1-5	2-3	1	2	3	2	15	6	1	0	4	36		
13	Haywood II, Curtis	g	4-8	1-5	1-2	0	4	4	1	10	3	1	0	0	25		
00	Devoe, Michael	g	3-7	0-2	0-0	0	4	4	4	6	3	3	1	0	34		
01	Banks III, James	g	2-4	0-0	1-4	3	6	9	3	5	0	2	3	0	20		
04	Alston, Brandon	g	4-8	2-3	4-5	0	2	2	1	14	0	0	0	0	38		
Team						1	0	1									
Totals			24-51	4-17	13-20	6	25	31	17	65	14	11	4	4	200		

FG % 1st Half: 10-26 38.5% 2nd half: 14-25 56.0% Game: 24-51 47.1% Deadball Rebounds 4.1
 3FG % 1st Half: 0-8 0.0% 2nd half: 4-9 44.4% Game: 4-17 23.5%
 FT % 1st Half: 6-10 60.0% 2nd half: 7-10 70.0% Game: 13-20 65.0%

Officials: Jamie Luckie, Tony Henderson, Tommy Morrissey
 Technical fouls: Prairie View-None. Georgia Tech-None.
 Attendance: 4306

Score by periods	1st	2nd	Total
Prairie View	27	27	54
Georgia Tech	26	39	65

Last FG - PVAMU 2nd-05:33, GT 2nd-01:21.
 Largest lead - PVAMU by 10 1st-04:11, GT by 11 2nd-01:21.
 PVAMU led for 26:54. GT led for 10:57. Game was tied for 02:09.

Score tied - 2 times.
 Lead changed - 1 time.

Official Basketball Box Score -- Game Totals -- Final Statistics
Georgia Tech vs Northwestern
 11/28/18 8:15 p.m. at Welsh-Ryan Arena, Evanston, Ill.

Georgia Tech 61 • 4-2

##	Player	Total			3-Ptr			Rebounds			PF	TP	A	TO	Blk	Stl	Min
		FG-FGA	FG-FGA	FT-FTA	Off	Def	Tot	Off	Def	Tot							
05	Wright, Moses	r	0-4	0-0	1-2	0	1	1	1	1	1	0	0	0	1	16	
34	Gueye, Abdoulaye	r	3-5	0-0	0-2	2	1	3	2	6	0	2	0	0	0	15	
02	Phillips, Shembari	g	0-2	0-0	0-0	0	2	2	0	2	2	0	1	0	0	21	
10	Alvarado, Jose	g	7-15	2-5	8-9	2	1	3	3	24	0	4	1	2	34		
13	Haywood II, Curtis	g	1-4	1-3	0-0	0	0	0	2	3	0	3	0	0	16		
00	Devoe, Michael	g	1-5	0-1	5-6	0	4	4	1	7	2	1	2	3	30		
01	Banks III, James	g	6-8	0-0	0-0	4	8	12	5	12	0	1	3	0	27		
04	Alston, Brandon	g	2-8	1-3	1-3	0	2	2	2	6	2	2	0	1	26		
12	Moore, Khalid	g	0-2	0-0	2-2	1	2	3	2	3	0	0	0	2	15		
Team						1	2	3									
Totals			20-53	4-12	17-24	10	23	33	21	61	8	14	6	9	200		

FG % 1st Half: 6-24 25.0% 2nd half: 14-29 48.3% Game: 20-53 37.7% Deadball Rebounds 7.1
 3FG % 1st Half: 1-3 33.3% 2nd half: 3-9 33.3% Game: 4-12 33.3%
 FT % 1st Half: 7-13 53.8% 2nd half: 10-11 90.9% Game: 17-24 70.8%

Northwestern 67 • 6-1

##	Player	Total			3-Ptr			Rebounds			PF	TP	A	TO	Blk	Stl	Min
		FG-FGA	FG-FGA	FT-FTA	Off	Def	Tot	Off	Def	Tot							
04	Law, Vic	r	6-12	1-3	1-2	2	7	9	4	14	4	3	1	2	35		
10	Kopp, Miller	r	2-3	1-2	0-0	1	1	2	2	5	1	0	0	3	12		
21	Turner, A.J.	r	1-6	0-2	2-4	1	0	1	3	4	3	3	1	1	26		
05	Pardon, Dererk	c	4-10	0-1	4-6	5	5	10	4	12	2	3	0	0	30		
14	Taylor, Ryan	g	7-15	4-9	2-2	0	2	2	3	20	1	3	0	1	37		
11	Gaines, Anthony	g	2-4	1-1	3-3	1	1	2	3	8	3	1	1	1	31		
22	Nance, Pete	g	0-1	0-1	0-0	0	1	1	1	0	0	0	1	0	10		
23	Ash, Jordan	g	0-2	0-1	0-0	0	0	0	0	0	2	1	0	0	9		
25	Benson, Barret	g	1-1	0-0	2-4	0	4	4	1	4	0	1	0	1	10		
Team						1	2	3									
Totals			23-54	7-20	14-21	11	23	34	21	67	16	15	4	9	200		

FG % 1st Half: 13-27 48.1% 2nd half: 10-27 37.0% Game: 23-54 42.6% Deadball Rebounds 3
 3FG % 1st Half: 5-11 45.5% 2nd half: 2-9 22.2% Game: 7-20 35.0%
 FT % 1st Half: 9-12 75.0% 2nd half: 5-9 55.6% Game: 14-21 66.7%

Officials: Paul Szelc, Larry Sciroto, Lewis Garrison
 Technical fouls: Georgia Tech-None. Northwestern-None.
 Attendance: 6378

Score by periods	1st	2nd	Total
Georgia Tech	20	41	61
Northwestern	40	27	67

Last FG - GT 2nd-00:02, NU 2nd-00:45.
 Largest lead - GT None, NU by 28 2nd-16:12.
 GT led for 00:00. NU led for 38:29. Game was tied for 01:31.

Score tied - 1 time.
 Lead changed - 0 times.

Official Basketball Box Score -- Game Totals -- Final Statistics
St. John's vs Georgia Tech
 12/1/18 12 p.m. at AmericanAirlines Arena, Miami, Fla.

St. John's 76 • 7-0

##	Player	Total			3-Ptr			Rebounds			PF	TP	A	TO	Blk	Stl	Min
		FG-FGA	FG-FGA	FT-FTA	Off	Def	Tot	Off	Def	Tot							
13	CLARK II, Marvin	r	0-2	0-1	3-4	1	5	6	5	3	1	0	0	1	24		
02	PONDS, Shamorie	g	10-18	4-7	13-15	0	5	5	3	37	1	2	0	3	37		
05	SIMON, Justin	g	3-8	0-0	7-9	3	4	7	1	13	1	0	0	1	36		
14	HERON, Mustapha	g	3-10	1-1	1-2	3	3	6	2	8	3	2	0	0	38		
30	FIGUEROA, LJ	g	5-15	0-6	3-5	2	0	2	3	13	1	0	0	1	34		
03	DIXON, Mikey	g	1-3	0-2	0-0	0	1	1	4	2	1	0	0	0	23		
12	TRIMBLE JR, Bryan	g	0-2	0-2	0-0	0	1	1	4	0	0	1	0	0	8		
Team						1	1	2									
Totals			22-58	5-19	27-35	10	20	30	22	76	8	5	0	6	200		

FG % 1st Half: 9-30 30.0% 2nd half: 13-28 46.4% Game: 22-58 37.9% Deadball Rebounds 5.1
 3FG % 1st Half: 3-10 30.0% 2nd half: 2-9 22.2% Game: 5-19 26.3%
 FT % 1st Half: 8-9 88.9% 2nd half: 19-26 73.1% Game: 27-35 77.1%

Georgia Tech 73 • 4-3

##	Player	Total			3-Ptr			Rebounds			PF	TP	A	TO	Blk	Stl	Min
		FG-FGA	FG-FGA	FT-FTA	Off	Def	Tot	Off	Def	Tot							
01	Banks III, James	r	5-5	0-0	4-6	4	8	12	2	14	1	3	1	0	33		
05	Wright, Moses	r	5-8	0-2	2-2	1	2	3	2	12	0	1	0	1	25		
04	Alston, Brandon	g	4-8	3-4	3-3	1	3	4	4	14	2	4	1	1	27		
10	Alvarado, Jose	g	5-15	0-6	7-8	0	3	3	4	17	4	2	0	1	38		
13	Haywood II, Curtis	g	2-7	0-4	1-1	0	1	1	3	5	1	1	0	0	21		
00	Devoe, Michael	g	2-6	1-4	0-0	0	2	2	5	5	1	1	1	0	26		
02	Phillips, Shembari	g	0-1	0-1	0-0	0	4	4	0	0	0	1	1	0	8		
12	Moore, Khalid	g	1-2	0-0	4-4	0	1	1	4	6	2	0	0	1	15		
34	Gueye, Abdoulaye	g	0-1	0-0	0-0	1	2	3	1	0	1	1	1	0	7		
Team						1	1	2									
Totals			24-53	4-21	21-24	8	27	35	25	73	12	16	5	4	200		

FG % 1st Half: 12-25 48.0% 2nd half: 12-28 42.9% Game: 24-53 45.3% Deadball Rebounds 3.2
 3FG % 1st Half: 2-8 25.0% 2nd half: 2-13 15.4% Game: 4-21 19.0%<

Official Basketball Box Score -- Game Totals -- Final Statistics
Gardner-Webb vs Georgia Tech
 12/17/18 7:30 p.m. at McCamish Pavilion, Atlanta, Ga.

Gardner-Webb 79 • 8-5

##	Player	Total			3-Ptr			Rebounds			PF	TP	A	TO	Blk	Stl	Min
		FG-FGA	FG-FGA	FT-FTA	Off	Def	Tot	Off	Def	Tot							
25	DJ Laster	r	12-20	0-3	1-2	5	4	9	1	25	1	0	1	1	31		
04	Christian Turner	g	2-2	0-0	0-0	0	5	5	0	4	1	1	0	3	22		
05	Jose Perez	g	3-8	1-2	5-7	0	4	4	0	12	8	0	0	30			
10	Nate Johnson	g	2-3	2-3	0-0	0	3	3	1	6	2	0	0	2	33		
11	David Eflanyan	g	3-11	2-4	4-5	0	2	2	2	12	5	0	0	35			
01	Jaheem Cornwall	g	4-5	1-1	1-1	0	1	1	2	10	1	3	0	19			
02	Eric Jamison	g	3-5	0-0	0-0	0	1	1	2	6	0	1	0	16			
03	Justin Jenkins	g	0-1	0-0	0-0	0	2	2	0	0	0	0	0	5			
24	Ludovic Dufael	g	2-4	0-1	0-0	1	1	2	2	4	1	0	0	9			
	Team					1	3	4			1						
	Totals		31-59	6-15	11-15	7	26	33	10	79	19	9	1	7	200		

FG % 1st Half: 18-30 60.0% 2nd half: 13-29 44.8% Game: 31-59 52.5%
 3FG % 1st Half: 3-8 37.5% 2nd half: 3-7 42.9% Game: 6-15 40.0%
 FT % 1st Half: 6-7 85.7% 2nd half: 5-8 62.5% Game: 11-15 73.3%

Georgia Tech 69 • 5-4

##	Player	Total			3-Ptr			Rebounds			PF	TP	A	TO	Blk	Stl	Min
		FG-FGA	FG-FGA	FT-FTA	Off	Def	Tot	Off	Def	Tot							
05	Wright, Moses	r	2-8	0-1	0-0	1	4	5	1	4	1	0	1	0	18		
01	Banks III, James	c	10-14	0-0	2-5	8	4	12	2	22	0	4	1	2	34		
04	Alston, Brandon	g	2-9	0-3	0-0	0	3	3	4	4	5	2	1	1	36		
10	Alvarado, Jose	g	8-16	2-9	1-1	0	3	3	4	19	1	2	0	1	40		
13	Haywood II, Curtis	g	4-8	4-8	0-0	0	1	1	0	12	1	0	0	0	25		
00	Devoe, Michael	g	0-5	0-2	2-2	0	6	6	2	0	4	2	1	1	27		
02	Phillips, Shembari	g	0-0	0-0	0-0	0	0	0	1	0	0	0	0	1			
03	Cole, Evan	g	0-0	0-0	0-0	0	1	1	0	0	0	0	0	3			
12	Moore, Khalid	g	2-2	0-0	2-2	0	1	1	1	6	1	1	0	11			
34	Gueye, Abdoulaye	g	0-1	0-0	0-0	0	0	0	0	0	0	0	0	5			
	Team					1	1	2			1						
	Totals		28-63	6-23	7-10	10	24	34	15	69	13	12	4	5	200		

FG % 1st Half: 15-28 53.6% 2nd half: 13-35 37.1% Game: 28-63 44.4%
 3FG % 1st Half: 6-12 50.0% 2nd half: 0-11 0.0% Game: 6-23 26.1%
 FT % 1st Half: 2-2 100.0% 2nd half: 5-8 62.5% Game: 7-10 70.0%

Officials: Mike Eades, Lee Cassell, Tony Henderson
 Technical fouls: Gardner-Webb-None. Georgia Tech-None.
 Attendance: 4268

Score by periods	1st	2nd	Total
Gardner-Webb	45	34	79
Georgia Tech	38	31	69

Last FG - GWEBB 2nd-00-00, GT 2nd-00-05.
 Largest lead - GWEBB by 13 2nd-15:36, GT by 4 1st-05:54.
 GWEBB led for 33:35. GT led for 03:43. Game was tied for 02:42.

Points In Off 2nd Fast Bench
 GWEBB 48 9 10 9 20
 GT 36 6 14 19 8

Score tied - 4 times.
 Lead changed - 7 times.

Official Basketball Box Score -- Game Totals -- Final Statistics
Georgia Tech vs Arkansas
 12/19/18 8:00 pm at Bud Walton Arena, Fayetteville, Ark.

Georgia Tech 69 • 6-4

##	Player	Total			3-Ptr			Rebounds			PF	TP	A	TO	Blk	Stl	Min
		FG-FGA	FG-FGA	FT-FTA	Off	Def	Tot	Off	Def	Tot							
05	Wright, Moses	r	1-6	0-1	2-4	1	3	4	0	4	1	0	1	0	17		
12	Moore, Khalid	r	3-7	0-1	4-6	0	3	3	2	10	3	1	0	0	34		
01	Banks III, James	c	5-7	0-0	4-4	8	6	14	3	14	3	4	5	1	34		
00	Devoe, Michael	g	3-10	1-4	4-5	1	2	3	1	11	2	2	0	2	33		
10	Alvarado, Jose	g	9-15	2-5	0-1	0	9	9	1	20	1	4	0	2	40		
04	Alston, Brandon	g	1-2	0-1	0-0	0	0	0	3	2	1	4	0	0	17		
13	Haywood II, Curtis	g	2-6	2-5	0-0	1	1	2	5	6	3	3	0	2	19		
34	Gueye, Abdoulaye	g	1-2	0-0	0-0	1	1	2	0	1	2	0	0	1	6		
	Team					3	3	6			2						
	Totals		25-55	5-17	14-20	15	28	43	16	69	14	20	6	8	200		

FG % 1st Half: 13-31 41.9% 2nd half: 12-24 50.0% Game: 25-55 45.5%
 3FG % 1st Half: 1-8 12.5% 2nd half: 4-9 44.4% Game: 5-17 29.4%
 FT % 1st Half: 4-7 57.1% 2nd half: 10-13 76.9% Game: 14-20 70.0%

Arkansas 65 • 7-3

##	Player	Total			3-Ptr			Rebounds			PF	TP	A	TO	Blk	Stl	Min
		FG-FGA	FG-FGA	FT-FTA	Off	Def	Tot	Off	Def	Tot							
02	Bailey, Adrio	r	0-4	0-0	0-0	2	0	2	1	0	0	1	0	1	11		
10	Gafford, Daniel	r	6-9	0-0	2-4	3	5	8	5	14	3	3	1	3	32		
01	Joe, Isaiah	g	5-17	3-12	0-0	1	2	3	0	13	3	2	0	0	31		
05	Harris, Jalen	g	3-7	0-3	1-1	0	3	3	4	7	4	2	0	1	31		
10	Jones, Mason	g	5-15	5-13	2-2	3	3	6	1	17	5	2	0	2	35		
00	Sills, Desi	g	2-3	2-2	0-0	1	1	2	1	6	0	3	0	0	11		
11	Embery-Simpson, K	g	0-2	0-2	0-0	0	0	0	0	0	0	2	0	1	12		
22	Osabuohien, Gabe	g	0-0	0-0	2-2	1	1	2	2	2	0	0	0	0	10		
35	Chaney, Reggie	g	3-6	0-0	0-0	1	3	4	2	6	1	1	3	1	27		
	Team					1	0	1			0						
	Totals		24-63	10-32	7-9	13	18	31	17	65	16	16	6	7	200		

FG % 1st Half: 11-25 44.0% 2nd half: 13-38 34.2% Game: 24-63 38.1%
 3FG % 1st Half: 6-17 35.3% 2nd half: 4-15 26.7% Game: 10-32 31.3%
 FT % 1st Half: 4-6 66.7% 2nd half: 3-3 100.0% Game: 7-9 77.8%

Officials: Tony Greene, Bart Lenox, Steven Anderson
 Technical fouls: Georgia Tech-None. Arkansas-None.
 Attendance: 14368
 Tickets scanned: 8,132
 Fouled Out Georgia Tech: #13, Haywood (0:39.9 2H)
 Fouled Out Arkansas: #10, Gafford (0:36.9 2H)

Score by periods	1st	2nd	Total
Georgia Tech	31	38	69
Arkansas	32	33	65

Last FG - GT 2nd-01:30, ARK 2nd-00:05.
 Largest lead - GT by 11 1st-14:37, ARK by 5 2nd-13:29.
 GT led for 23:38. ARK led for 11:45. Game was tied for 04:37.

Points In Off 2nd Fast Bench
 GT 30 13 15 11 10
 ARK 26 23 3 11 14

Score tied - 5 times.
 Lead changed - 11 times.

Official Basketball Box Score -- Game Totals -- Final Statistics
Georgia vs Georgia Tech
 12/22/18 12 p.m. at McCamish Pavilion, Atlanta, Ga.

Georgia 70 • 7-4

##	Player	Total			3-Ptr			Rebounds			PF	TP	A	TO	Blk	Stl	Min
		FG-FGA	FG-FGA	FT-FTA	Off	Def	Tot	Off	Def	Tot							
20	Hammonds, Rayshaun	r	4-10	1-2	2-2	3	4	7	4	11	2	2	0	1	23		
33	Claxton, Nicolas	r	3-5	1-1	6-8	2	11	13	3	13	6	2	6	2	28		
34	Ogbeide, Derek	r	4-8	0-0	0-0	3	6	9	2	8	2	3	0	0	32		
00	Jackson II, William	g	0-4	0-3	0-0	0	0	0	2	0	0	0	1	0	17		
01	Hightower, Teshau	g	5-10	1-4	1-2	0	4	4	1	12	3	1	0	3	30		
02	Harris, Jordan	g	2-4	0-0	2-2	0	4	4	1	6	1	1	0	0	17		
04	Crump, Tyree	g	3-8	2-7	2-2	0	1	1	1	10	1	1	0	0	17		
05	Toppin, Jojo	g	0-0	0-0	0-0	0	0	0	1	0	0	1	0	0	2		
11	Harrison, Christian	g	0-0	0-0	0-0	0	0	0	0	0	1	0	0	1	6		
13	Wilridge, E'Torrian	g	2-4	0-1	2-2	0	0	0	2	6	0	3	3	0	20		
14	Fagan, Tye	g	0-0	0-0	0-0	0	0	0	1	4	0	0	1	0	3		
25	Ngumezi, Amanze	g	2-2	0-0	0-0	0	0	0	2	0	0	0	0	0	5		
	Team					2	1	3			1						
	Totals		25-55	5-18	15-18	10	31	41	20	70	16	16	7	7	200		

FG % 1st Half: 13-31 41.9% 2nd half: 12-24 50.0% Game: 25-55 45.5%
 3FG % 1st Half: 1-8 12.5% 2nd half: 4-10 40.0% Game: 5-18 27.8%
 FT % 1st Half: 2-2 100.0% 2nd half: 13-16 81.3% Game: 15-18 83.3%

Georgia Tech 59 • 6-5

##	Player	Total			3-Ptr			Rebounds			PF	TP	A	TO	Blk	Stl	Min
		FG-FGA	FG-FGA	FT-FTA	Off	Def	Tot	Off	Def	Tot							
05	Wright, Moses	r	3-6	0-0	1-1	0	4	4	2	7	1	1	0	0	23		
12	Moore, Khalid	r	1-7	0-2	0-0	1	0	1	2	2	1	2	1	0	17		
01	Banks III, James	c	3-8	0-0	5-6	4	4	8	4	11	1	2	2	0	36		
00	Devoe, Michael	g	6-10	0-0	2-5	1	4	5	2	14	0	3	0	0	39		
10	Alvarado, Jose	g	3-20	0-6	5-7	2	6	8	3	11	5	4	0	4	40		
04	Alston, Brandon	g	2-4	1-2	1-1	0	1	1	3	6	0	1	0	0	14		
13	Haywood II, Curtis	g	2-6	2-5</													

Official Basketball Box Score -- Game Totals -- Final Statistics
USC Upstate vs Georgia Tech
 1/2/19 7:30 p.m. at McCamish Pavilion, Atlanta, Ga.

USC Upstate 63 • 5-10

##	Player	Total			3-Ptr			Rebounds			PF	TP	A	TO	Blk	Stl	Min
		FG-FGA	FG-FGA	FT-FTA	Off	Def	Tot	Off	Def	Tot							
00	Moore, Malik	r	5-15	1-6	7-12	2	3	5	3	18	2	0	0	3	29		
35	Zink, Nevin	c	2-3	0-0	2-4	2	4	6	5	6	0	1	1	1	12		
01	White, Dalvin	g	0-9	0-6	0-0	0	3	3	0	0	5	1	0	0	28		
11	Holmes, Deion	g	4-11	2-7	2-4	2	4	6	3	12	0	0	0	0	28		
34	Aldrich, Josh	g	0-2	0-1	3-4	1	3	4	2	3	0	1	0	0	21		
02	Hammond, Everette	g	3-5	0-1	0-0	1	1	2	0	6	0	1	0	0	7		
03	Span, Jure	g	0-1	0-0	0-0	0	0	0	1	0	1	1	0	0	12		
04	Martin, Brandon	g	1-4	0-0	0-0	0	0	0	0	2	0	2	0	2	13		
05	Mozone, Bryson	g	1-6	1-4	0-0	3	3	6	3	3	1	1	0	2	17		
10	Ryan, Ross	g	1-3	0-0	2-2	0	1	1	4	3	1	0	2	16			
15	Welch, Pat	g	3-6	3-6	0-0	0	0	0	2	9	0	0	0	0	17		
	Team					3	1	4			1						
	Totals		20-65	7-31	16-26	14	23	37	20	63	12	10	1	10	200		

FG % 1st Half: 10-31 32.3% 2nd half: 10-34 29.4% Game: 20-65 30.8%
 3FG % 1st Half: 2-16 12.5% 2nd half: 5-15 33.3% Game: 7-31 22.6%
 FT % 1st Half: 3-8 37.5% 2nd half: 13-18 72.2% Game: 16-26 61.5%

Georgia Tech 79 • 8-5

##	Player	Total			3-Ptr			Rebounds			PF	TP	A	TO	Blk	Stl	Min
		FG-FGA	FG-FGA	FT-FTA	Off	Def	Tot	Off	Def	Tot							
05	Wright, Moses	r	0-4	0-1	0-2	0	2	2	1	0	0	0	1	0	12		
12	Moore, Khalid	r	3-5	0-0	2-2	0	0	0	1	8	1	1	0	1	20		
01	Banks III, James	c	1-2	0-0	2-4	1	4	5	2	4	3	3	3	0	23		
00	Devoe, Michael	g	5-8	0-1	4-4	0	3	3	0	14	2	2	1	0	34		
10	Alvarado, Jose	g	3-6	0-2	2-3	0	5	5	0	8	4	2	0	0	26		
02	Phillips, Shembari	g	1-1	1-1	0-0	0	0	0	3	3	1	1	0	0	7		
03	Cole, Evan	g	6-8	1-3	3-4	1	4	5	4	16	2	0	0	0	19		
04	Alston, Brandon	g	4-6	1-3	1-2	1	3	4	2	10	1	2	0	0	24		
13	Haywood II, Curtis	g	3-6	2-5	2-2	0	4	4	3	10	4	1	0	2	21		
34	Gueye, Abdoulaye	g	3-4	0-0	0-0	0	5	5	2	6	4	4	2	0	13		
35	Sjoland, Kristian	g	0-0	0-0	0-0	0	0	0	0	0	0	0	0	0	1		
	Team					0	2	2									
	Totals		29-50	5-16	16-23	3	32	35	18	79	22	16	7	3	200		

FG % 1st Half: 12-22 54.5% 2nd half: 17-28 60.7% Game: 29-50 58.0%
 3FG % 1st Half: 4-9 44.4% 2nd half: 1-7 14.3% Game: 5-16 31.3%
 FT % 1st Half: 5-9 55.6% 2nd half: 11-14 78.6% Game: 16-23 69.6%

Officials: Raymie Styons, John Gaffney, Jerry Heater
 Technical fouls: USC Upstate-None. Georgia Tech-None.
 Attendance: 4397

Score by periods	1st	2nd	Total
USC Upstate	25	38	63
Georgia Tech	33	46	79

Last FG - UPST 2nd-00:13, GT 2nd-00:26.
 Largest lead - UPST by 4 1st-17:26, GT by 19 2nd-02:14.
 UPST led for 05:51, GT led for 30:11. Game was tied for 03:58.

Official Basketball Box Score -- Game Totals -- Final Statistics
Wake Forest vs Georgia Tech
 1/5/19 2 p.m. at McCamish Pavilion, Atlanta, Ga.

Wake Forest 79 • 7-6, 0-1 ACC

##	Player	Total			3-Ptr			Rebounds			PF	TP	A	TO	Blk	Stl	Min
		FG-FGA	FG-FGA	FT-FTA	Off	Def	Tot	Off	Def	Tot							
00	Hoard, Jaylen	r	6-15	0-1	7-9	3	5	8	3	19	2	3	0	0	1	35	
35	Smart, Ikenna	r	2-4	0-0	0-0	1	1	2	2	4	0	2	0	0	0	16	
00	Childress, Brandon	g	8-15	7-10	5-5	0	1	1	3	28	3	1	0	0	0	39	
04	Johnson, Torry	g	3-3	1-1	1-2	0	0	0	4	8	2	4	0	0	0	19	
23	Brown, Chaundee	g	4-13	1-5	1-2	4	2	6	5	10	0	2	1	2	31		
01	Mucius, Isaiiah	g	0-7	0-4	0-0	2	3	5	0	0	0	1	0	0	0	15	
02	Wright Jr., Sharone	g	3-6	0-1	0-0	0	1	1	2	6	1	0	0	0	2	24	
20	Wynn, Michael	g	0-0	0-0	0-0	0	0	0	0	0	0	0	0	0	0	0+	
30	Sarr, Olivier	g	1-5	0-0	2-4	1	4	5	4	4	2	0	1	1	21		
	Team					3	2	5									
	Totals		27-68	9-22	16-22	14	19	33	23	79	10	13	2	6	200		

FG % 1st Half: 10-27 37.0% 2nd half: 17-41 41.5% Game: 27-68 39.7%
 3FG % 1st Half: 3-9 33.3% 2nd half: 6-13 46.2% Game: 9-22 40.9%
 FT % 1st Half: 5-6 83.3% 2nd half: 11-16 68.8% Game: 16-22 72.7%

Georgia Tech 92 • 9-5, 1-0 ACC

##	Player	Total			3-Ptr			Rebounds			PF	TP	A	TO	Blk	Stl	Min
		FG-FGA	FG-FGA	FT-FTA	Off	Def	Tot	Off	Def	Tot							
05	Wright, Moses	r	3-7	0-1	0-0	1	4	5	2	6	3	1	1	1	20		
12	Moore, Khalid	r	0-0	0-0	6-6	0	2	2	2	6	2	2	0	2	18		
01	Banks III, James	c	9-11	0-0	2-3	1	3	4	0	20	2	3	3	0	35		
00	Devoe, Michael	g	4-6	3-4	5-8	1	3	4	3	16	4	2	0	1	34		
10	Alvarado, Jose	g	3-9	1-6	6-6	0	4	4	2	13	7	0	0	2	37		
03	Cole, Evan	g	4-5	1-2	0-0	0	4	4	4	9	0	1	2	1	15		
04	Alston, Brandon	g	4-7	0-3	6-6	0	0	0	2	14	1	1	0	0	20		
13	Haywood II, Curtis	g	1-4	1-4	2-2	1	1	2	5	1	0	0	3	11			
34	Gueye, Abdoulaye	g	1-3	0-0	1-3	1	1	2	3	0	2	2	1	10			
	Team					1	4	5									
	Totals		29-52	6-20	28-34	6	26	32	19	92	20	12	8	11	200		

FG % 1st Half: 12-24 50.0% 2nd half: 17-28 60.7% Game: 29-52 55.8%
 3FG % 1st Half: 3-10 30.0% 2nd half: 3-10 30.0% Game: 6-20 30.0%
 FT % 1st Half: 6-8 75.0% 2nd half: 22-26 84.6% Game: 28-34 82.4%

Officials: Brian Dorsey, Tony Henderson, Tony Greene
 Technical fouls: Wake Forest-None. Georgia Tech-None.
 Attendance: 6397

Score by periods	1st	2nd	Total
Wake Forest	28	51	79
Georgia Tech	33	59	92

Last FG - WF 2nd-00:16, GT 2nd-01:37.
 Largest lead - WF None, GT by 14 2nd-02:06.
 WF led for 00:00, GT led for 38:51. Game was tied for 01:09.

Official Basketball Box Score -- Game Totals -- Final Statistics
Virginia Tech vs Georgia Tech
 1/9/19 7:00 pm at McCamish Pavilion, Atlanta, Ga.

Virginia Tech 52 • 14-1, 3-0 ACC

##	Player	Total			3-Ptr			Rebounds			PF	TP	A	TO	Blk	Stl	Min
		FG-FGA	FG-FGA	FT-FTA	Off	Def	Tot	Off	Def	Tot							
24	Blackshear, Kerry	r	3-8	0-0	8-12	5	5	10	3	14	1	3	1	0	32		
42	Outlaw, Ty	r	1-6	0-3	0-0	1	3	4	0	2	0	0	1	0	30		
04	Alexander-Walker, N	g	1-13	0-6	2-2	0	4	4	2	4	6	1	0	0	36		
05	Robinson, Justin	g	3-10	2-7	2-4	1	4	5	2	10	3	2	0	1	36		
13	Hill, Ahmed	g	6-14	2-8	1-1	1	1	2	3	15	1	1	0	0	35		
01	Wilkins, Isaiiah	g	1-3	1-2	0-0	0	0	0	0	3	0	0	0	0	10		
03	Bede, Wabissa	g	0-1	0-1	0-0	0	1	1	3	0	1	0	0	1	13		
14	Horne, PJ	g	2-2	0-0	0-0	1	3	4	2	4	0	1	0	1	8		
	Team					4	1	5			1						
	Totals		17-57	5-27	13-19	13	22	35	15	52	12	9	2	3	200		

FG % 1st Half: 9-28 32.1% 2nd half: 8-29 27.6% Game: 17-57 29.8%
 3FG % 1st Half: 2-11 18.2% 2nd half: 3-16 18.8% Game: 5-27 18.5%
 FT % 1st Half: 9-10 90.0% 2nd half: 4-9 44.4% Game: 13-19 68.4%

Georgia Tech 49 • 9-6, 1-1 ACC

##	Player	Total			3-Ptr			Rebounds			PF	TP	A	TO	Blk	Stl	Min
		FG-FGA	FG-FGA	FT-FTA	Off	Def	Tot	Off	Def	Tot							
05	Wright, Moses	r	0-1	0-0	0-0	0	4	4	1	0	1	2	0	0	14		
12	Moore, Khalid	r	1-2	0-0	0-0	0	3	3	4	2	2	1	0	0	15		
01	Banks III, James	c	1-5	0-0	0-0	1	4	5	4	2	2	2	1	36			
00	Devoe, Michael	g	3-7	1-4	0-2	0	6	6	1	7	3	3	0	2	40		
10	Alvarado, Jose	g	6-11	3-5	5-8	0	1	1	4	20	4	4	0	2	39		
02	Phillips, Shembari	g	0-0	0-0	0-0	0	1	1	0	0	0	0	0	0	6		
03	Cole, Evan	g	0-1	0-1	0-0	0	0	0	1	0	0	1	0	0	6		
04	Alston, Brandon	g	2-4	1-3	2-2	0	3	3	3	7	0	3	0	0	17		
34	Gueye, Abdoulaye	g	4-7	1-3	2-4	1	5	6	4	11	0	2	2	0	27		
	Team					1	2	3									
	Totals		17-38	6-16	9-16	3	29	32	22	49	12	18	4	5	200		

FG % 1st Half: 9-17 52.9% 2nd half: 8-21 38.1% Game: 17-38 44.7%
 3FG % 1st Half: 3-6 50.0% 2nd half: 3-10 30.0% Game: 6-16 37.5%
 FT % 1st Half: 3-6 50.0% 2nd half: 6-10 60.0% Game: 9-16 56.3%

Officials: Lee Cassell, Bert Smith, Doug Simmons
 Technical fouls: Virginia Tech-None. Georgia Tech-None.
 Attendance: 6166

Score by periods	1st	2nd	Total
Virginia Tech	29	23	52
Georgia Tech	24	25	49

Last FG - VT 2nd-03:09, GT 2nd-03:25.
 Largest lead - VT by 10 2nd-17:02, GT by 2 1st-19:46.
 VT led for 36:58, GT led for 00:44. Game was tied for 02:18.

Official Basketball Box Score -- Game Totals -- Final Statistics
Georgia Tech vs Syracuse
 1/12/19 6:05 p.m. at Carrier Dome, Syracuse, N.Y.

Georgia Tech 73 • 10-6, 2-1 ACC

##	Player	Total			3-Ptr			Rebounds			PF	TP	A	TO	Blk	Stl	Min
		FG-FGA	FG														

Official Basketball Box Score -- Game Totals -- Final Statistics
North Carolina vs Georgia Tech
 1/29/19 7 p.m. at McCamish Pavilion, Atlanta, Ga.

North Carolina 77 • 16-4, 6-1 ACC

##	Player	Total		3-Ptr		Rebounds			PF	TP	A	TO	Blk	Stl	Min
		FG-FGA	FG-FGA	FT-FTA	Off	Def	Tot								
15	Garrison Brooks	r	1-5	0-0	1-4	2	7	9	3	3	1	0	1	2	26
32	Luke Maye	r	2-9	0-2	0-0	0	9	9	0	4	1	5	0	0	26
02	Coby White	g	7-13	5-9	0-0	0	3	3	1	19	8	2	0	1	31
13	Cameron Johnson	g	8-10	4-6	2-2	0	3	3	1	22	3	1	0	3	30
24	Kenny Williams	g	1-5	1-3	2-2	1	2	3	1	5	3	3	0	0	21
00	Seventh Woods	g	1-1	0-0	0-0	0	1	1	1	2	1	0	0	1	8
01	Leaky Black	g	1-2	0-1	0-0	0	0	0	0	2	1	0	0	1	7
03	Andrew Platek	g	1-1	1-1	0-0	0	0	0	1	3	0	0	0	0	3
04	Brandon Robinson	g	3-4	1-2	0-0	0	2	2	1	7	2	1	0	0	18
05	Nassir Little	g	4-10	1-3	0-1	2	5	7	3	9	1	1	1	1	21
22	Walker Miller	g	0-1	0-0	0-0	0	0	0	0	0	0	1	0	0	2
25	Caleb Ellis	g	0-0	0-0	0-0	0	0	0	0	0	0	0	0	1	2
30	K.J. Smith	g	0-0	0-0	1-2	0	0	0	1	1	0	1	0	0	2
42	Brandon Huffman	g	0-0	0-0	0-0	0	0	0	0	0	0	0	0	0	3
	Team					2	0	2							
	Totals		29-61	13-27	6-11	7	32	39	13	77	21	15	2	10	200

FG % 1st Half: 12-29 41.4% 2nd half: 17-32 53.1% Game: 29-61 47.5% Deadball Rebounds 1.1
 3FG % 1st Half: 5-12 41.7% 2nd half: 8-15 53.3% Game: 13-27 48.1%
 FT % 1st Half: 2-4 50.0% 2nd half: 4-7 57.1% Game: 6-11 54.5%

Georgia Tech 54 • 11-10, 3-5 ACC

##	Player	Total		3-Ptr		Rebounds			PF	TP	A	TO	Blk	Stl	Min
		FG-FGA	FG-FGA	FT-FTA	Off	Def	Tot								
34	Gueye, Abdoulaye	r	7-14	0-1	0-0	1	3	4	4	14	0	2	4	2	36
01	Banks III, James	c	3-6	0-0	1-1	2	4	6	3	7	2	2	1	0	34
00	Devoe, Michael	g	3-10	1-3	2-4	1	4	5	0	9	2	1	1	0	29
10	Alvarado, Jose	g	2-9	1-4	0-0	1	4	5	0	5	5	3	0	4	28
13	Haywood II, Curtis	g	2-10	0-6	1-2	1	3	4	0	5	6	2	0	2	26
03	Cole, Evan	g	1-2	0-1	0-0	0	2	2	3	2	0	3	1	0	10
05	Wright, Moses	g	1-5	0-0	2-2	0	4	4	1	4	0	0	0	0	15
12	Moore, Khalid	g	2-2	0-0	4-4	0	0	0	1	8	0	2	0	0	15
24	Ogbonada, Sylvester	g	0-1	0-0	0-0	0	0	0	0	0	0	0	0	0	4
35	Sjolund, Kristian	g	0-1	0-1	0-0	0	2	2	0	0	0	0	0	0	3
	Team					0	2	2			1				
	Totals		21-60	2-16	10-13	6	28	34	12	54	15	16	7	8	200

FG % 1st Half: 10-32 31.3% 2nd half: 11-28 39.3% Game: 21-60 35.0% Deadball Rebounds 3.1
 3FG % 1st Half: 1-10 10.0% 2nd half: 1-6 16.7% Game: 2-16 12.5%
 FT % 1st Half: 3-3 100.0% 2nd half: 7-10 70.0% Game: 10-13 76.9%

Officials: Roger Ayers, Jeffrey Anderson, Pat Driscoll
 Technical fouls: North Carolina-None. Georgia Tech-None.
 Attendance: 8600

Score by periods	1st	2nd	Total
North Carolina	31	46	77
Georgia Tech	24	30	54

Points	In	Off	2nd	Fast	Bench
NC	22	20	1	24	24
GT	36	11	9	15	14

Last FG - NC 2nd-01:45, GT 2nd-00:03.
 Largest lead - NC by 30 2nd-10:18, GT by 3 1st-17:50.
 NC led for 35:21. GT led for 01:05. Game was tied for 03:34.

Score tied - 1 time.
 Lead changed - 3 times.

Official Basketball Box Score -- Game Totals -- Final Statistics
Georgia Tech vs Florida State
 2/2/19 12 p.m. at Tucker Center, Tallahassee, Fla.

Georgia Tech 49 • 11-11, 3-6 ACC

##	Player	Total		3-Ptr		Rebounds			PF	TP	A	TO	Blk	Stl	Min
		FG-FGA	FG-FGA	FT-FTA	Off	Def	Tot								
01	Banks III, James	r	2-6	0-0	1-1	2	2	4	4	5	0	2	0	2	20
34	Gueye, Abdoulaye	r	6-7	0-0	3-4	3	4	7	2	15	0	3	0	0	37
00	Devoe, Michael	g	3-13	2-5	2-2	1	4	5	3	10	0	4	0	1	37
10	Alvarado, Jose	g	0-10	0-5	0-0	0	3	3	5	0	2	1	0	0	24
13	Haywood II, Curtis	g	2-8	0-6	0-0	0	2	2	3	4	2	1	0	0	32
02	Phillips, Shembari	g	0-1	0-0	0-0	0	0	0	0	0	0	0	0	0	2
03	Cole, Evan	g	2-5	1-2	2-2	3	0	3	1	7	0	2	1	0	19
04	Alston, Brandon	g	1-5	0-2	2-2	0	2	2	1	4	0	1	0	0	9
05	Wright, Moses	g	0-1	0-0	0-0	0	2	2	1	0	0	1	0	0	4
12	Moore, Khalid	g	1-4	0-1	2-3	0	2	2	3	4	1	0	0	0	16
45	Medlock, Shaheed	g	0-0	0-0	0-0	0	0	0	0	0	0	0	0	0	0+
	Team					5	2	7							
	Totals		17-60	3-21	12-14	14	23	37	23	49	5	14	2	3	200

FG % 1st Half: 9-23 39.1% 2nd half: 8-37 21.6% Game: 17-60 28.3% Deadball Rebounds 0
 3FG % 1st Half: 2-10 20.0% 2nd half: 1-11 9.1% Game: 3-21 14.3%
 FT % 1st Half: 7-8 87.5% 2nd half: 5-6 83.3% Game: 12-14 85.7%

Florida State 59 • 16-5, 4-4 ACC

##	Player	Total		3-Ptr		Rebounds			PF	TP	A	TO	Blk	Stl	Min
		FG-FGA	FG-FGA	FT-FTA	Off	Def	Tot								
00	Cofer, Phil	r	2-6	1-2	0-0	0	3	3	2	5	1	1	0	0	20
21	Koumadje, Christ	c	2-2	0-0	2-2	0	8	8	3	6	0	2	2	0	19
03	Forrest, Trent	g	3-7	0-0	3-6	1	5	6	2	9	3	3	1	3	36
23	Walker, MJ	g	0-7	0-4	2-2	0	1	1	4	2	0	0	0	1	26
41	Mann, Terance	g	3-5	0-1	6-8	3	4	7	1	12	1	3	0	1	34
01	Gray, RaiQuan	g	2-4	0-1	0-0	0	2	2	2	4	0	0	0	0	9
05	Savoy, PJ	g	1-3	1-3	3-3	1	1	2	2	6	0	1	0	0	12
11	Nichols, David	g	0-3	0-3	0-0	0	0	0	0	2	0	3	2	0	13
13	Pollte, Anthony	g	0-2	0-0	0-0	0	4	4	1	0	1	2	0	0	7
24	Vassell, Devin	g	1-1	1-1	0-0	0	0	0	0	3	1	0	0	0	3
25	Kabengele, Mfiondu	g	2-6	1-1	7-9	1	1	2	0	12	0	0	2	0	21
	Team					2	2	4							
	Totals		16-46	4-16	23-30	8	31	39	19	59	10	14	5	5	200

FG % 1st Half: 11-28 39.3% 2nd half: 5-18 27.8% Game: 16-46 34.8% Deadball Rebounds 6
 3FG % 1st Half: 2-8 25.0% 2nd half: 2-8 25.0% Game: 4-16 25.0%
 FT % 1st Half: 9-11 81.8% 2nd half: 14-19 73.7% Game: 23-30 76.7%

Officials: Lee Cassell, Ray Styons, Tim Comer
 Technical fouls: Georgia Tech-Alvarado, Jose. Florida State-Savoy, PJ.
 Attendance: 10181

Score by periods	1st	2nd	Total
Georgia Tech	27	22	49
Florida State	33	26	59

Points	In	Off	2nd	Fast	Bench
GT	28	10	12	4	15
FS	16	13	4	6	25

Last FG - GT 2nd-04:23, FS 2nd-05:45.
 Largest lead - GT by 6 1st-13:53, FS by 12 2nd-17:44.
 GT led for 07:23. FS led for 27:51. Game was tied for 04:46.

Score tied - 5 times.
 Lead changed - 5 times.



ROSTER AT-A-GLANCE

NUMERICAL

No.	Name	Pos.	Ht.	Wt.	Cl.	Exp.	Hometown (High School/College)
0	Michael Devoe	G	6-4	188	Fr.	HS	Orlando, Fla. (Montverde Academy)
1	James Banks III	F	6-9	243	Jr.	TR	Decatur, Ga. (La Lumiere School, LaPorte, Ind.)/Texas)
2	Shembari Phillips	G	6-3	202	Jr.	TR	Atlanta, Ga. (Wheeler HS/Tennessee)
3	Evan Cole	F	6-9	217	So.	1VL	Cumming, Ga. (South Forsyth HS)
4	Brandon Alston	G	6-5	203	r-Sr.*	1VL	Vienna, Va. (Herndon HS/Lehigh)
5	Moses Wright	F	6-9	221	So.	1VL	Raleigh, N.C. (William G. Enloe HS)
10	Jose Alvarado	G	6-0	176	So.	1VL	Brooklyn, N.Y. (Christ the King HS)
11	Evan Jester	F	6-6	191	So.	1VL	Fayetteville, Ga. (Sandy Creek HS)
12	Khalid Moore	F	6-6	200	Fr.	HS	Briarwood, N.Y. (Archbishop Molloy HS)
13	Curtis Haywood II	G	6-5	202	So.	1VL	Oklahoma City, Okla. (Mustang HS/Brewster Academy, N.H.)
24	Sylvester Ogbonda	F	6-10	237	r-Jr.	2VL	Port Harcourt, Nigeria (National Christian Academy, Fort Washington, Md.)
34	Abdoulaye Gueye	F	6-9	217	r-Sr.	3VL	Dakar, Senegal (Central Park Christian/Birmingham, Ala.)
35	Kristian Sjolund	F	6-7	200	Fr.	HS	Kongsberg, Norway (Obra D. Tompkins HS)
45	Shaheed Medlock	G	6-5	196	Jr.	1VL	Waycross, Ga. (Ware County)
55	Malachi Rice	G	6-0	186	So.	1VL	Indianapolis, Ind. (Brebeuf Jesuit Preparatory School)

ALPHABETICAL

No.	Name	Pos.	Ht.	Wt.	Cl.	Exp.	Hometown (High School/College)
4	Brandon Alston	G	6-5	203	r-Sr.*	1VL	Vienna, Va. (Herndon HS/Lehigh)
10	Jose Alvarado	G	6-0	176	So.	1VL	Brooklyn, N.Y. (Christ the King HS)
1	James Banks III	F	6-9	243	Jr.	TR	Decatur, Ga. (La Lumiere School, LaPorte, Ind.)/Texas)
3	Evan Cole	F	6-9	217	So.	1VL	Cumming, Ga. (South Forsyth HS)
0	Michael Devoe	G	6-4	188	Fr.	HS	Orlando, Fla. (Montverde Academy)
34	Abdoulaye Gueye	F	6-9	217	r-Sr.	3VL	Dakar, Senegal (Central Park Christian-Birmingham, Ala.)
13	Curtis Haywood II	G	6-5	202	So.	1VL	Oklahoma City, Okla. (Mustang HS/Brewster Academy, N.H.)
11	Evan Jester	F	6-6	191	So.	1VL	Fayetteville, Ga. (Sandy Creek HS)
45	Shaheed Medlock	G	6-5	196	Jr.	1VL	Waycross, Ga. (Ware County)
12	Khalid Moore	F	6-6	200	Fr.	HS	Briarwood, N.Y. (Archbishop Molloy HS)
24	Sylvester Ogbonda	F	6-10	237	r-Jr.	2VL	Port Harcourt, Nigeria (National Christian Academy, Fort Washington, Md.)
2	Shembari Phillips	G	6-3	202	Jr.	TR	Atlanta, Ga. (Wheeler HS/Tennessee)
55	Malachi Rice	G	6-0	186	So.	1VL	Indianapolis, Ind. (Brebeuf Jesuit Preparatory School)
35	Kristian Sjolund	F	6-7	200	Fr.	HS	Kongsberg, Norway (Obra D. Tompkins HS)
5	Moses Wright	F	6-9	221	So.	1VL	Raleigh, N.C. (William G. Enloe HS)

*graduate student

Head Coach: Josh Pastner (Arizona, 1997), 3rd season

Assistant Coaches:

- Eric Reveno (Stanford, 1989), 3rd season
- Julian Swartz (Carroll College, 2005), 3rd season
- Anthony Wilkins (Kent State, 2013), 1st season

Director of Operations: Tyler Benson (St. Bonaventure, 2009), 3rd season

Director of Player Personnel: Mario West (Georgia Tech, 2007), 3rd season

Director of Scouting: Hayden Sheridan (Arizona, 2016), 1st season

Athletic Trainer: Richard Stewart (Salisbury, 2005), 12th season

Player Development Coach: Dan Taylor (Franklin Pierce, 2002), 3rd season

Pronunciations

Jose Alvarado	AL-vuh-ROD-oh
Abdoulaye Gueye	ahb-doo-LYE gay
Khalid Moore	kuh-LEED
Sylvester Ogbonda	oh-BOND-uh
Shembari Phillips	shem-BAR-ee
Eric Reveno	REV-uh-no
Malachi Rice	MAL-uh-ky
Kristian Sjolund	SHO-lund

BY CLASS

Freshmen: Michael Devoe, Khalid Moore, Kristian Sjolund

Sophomores: Jose Alvarado, Evan Cole, Curtis Haywood II, Evan Jester, Malachi Rice, Moses Wright

Juniors: James Banks (transfer), Shaheed Medlock, Sylvester Ogbonda (r), Shembari Phillips

Seniors: Brandon Alston (grad.), Abdoulaye Gueye (r)

BY STATE/COUNTRY

Florida: Michael Devoe

Georgia: James Banks, Evan Cole, Evan Jester, Shaheed Medlock, Shembari Phillips

Indiana: Malachi Rice

New York: Jose Alvarado, Khalid Moore

Nigeria: Sylvester Ogbonda

North Carolina: Moses Wright

Norway: Kristian Sjolund

Oklahoma: Curtis Haywood II

Senegal: Abdoulaye Gueye

Norway: Kristian Sjolund

Virginia: Brandon Alston

BY BIRTHDATE

January 11, 1996	Sylvester Ogbonda
January 16, 1998	James Banks III
March 5, 1999	Evan Jester
March 6, 1999	Malachi Rice
March 21, 1997	Shembari Phillips
April 12, 1998	Jose Alvarado
May 10, 1995	Brandon Alston
May 11, 1999	Evan Cole
July 29, 2000	Khalid Moore
September 10, 1999	Kristian Sjolund
September 24, 1997	Curtis Haywood II
October 13, 1997	Shaheed Medlock
November 24, 1994	Abdoulaye Gueye
December 17, 1999	Michael Devoe
December 23, 1998	Moses Wright

BY MAJOR

Economics: Brandon Alston (Masters), Malachi Rice

Business Administration: Evan Cole, Michael Devoe, Abdoulaye Gueye, Curtis Haywood II, Evan Jester, Sylvester Ogbonda, Moses Wright

Computer Science: Shaheed Medlock

History, Science & Technology: Shembari Phillips

Industrial Design: Kristian Sjolund

Literature, Media & Communication: Jose Alvarado

Undecided Engineering: Khalid Moore

Psychology: Justin Moore

BY HEIGHT

6-0	Jose Alvarado, Malachi Rice
6-3	Shembari Phillips
6-4	Michael Devoe
6-5	Brandon Alston, Curtis Haywood II, Shaheed Medlock
6-6	Evan Jester, Khalid Moore
6-7	Kristian Sjolund
6-8	James Banks
6-9	Evan Cole, Abdoulaye Gueye, Moses Wright
6-10	Sylvester Ogbonda

BROADCAST MEDIA CHEAT SHEET



0

MICHAEL DEVOE

Yr	GP/GS	PPG	RPG	APG	FG%	3FG%	FT%
2018-19	22/13	9.0	3.3	2.3	.401	.328	.693
Career	22/13	9.0	3.3	2.3	.401	.328	.693
Season High		Pts: 16	Reb: 6	Ast: 6	Min: 39		
Career High		Pts: 16	Reb: 6	Ast: 6	Min: 39		

Freshman • Guard • 6-4 • 188 • Orlando, Fla./Montverde Academy

- 9 double-digit scoring games this season, 2nd on team in assists and steals
- 9.4 ppg, 39.3% 3pt, 2.2 apg in ACC games
- Started Tech's last 13 games (1st start Dec. 19 at Arkansas)
- 4-star HS prospect helped lead Montverde Academy to a national championship as a senior



1

JAMES BANKS III

Yr	GP/GS	PPG	RPG	BK/G	FG%	3FG%	FT%
2018-19	21/16	10.4	7.2	2.2	.562	.000	.676
Career	67/16	4.4	3.3	1.4	.547	.000	.614
Season High		Pts: 24	Reb: 11	Blk: 5	Min: 38		
Career High		Pts: 24	Reb: 14	Blk: 5	Min: 38		

Junior • Forward/Center • 6-9 • 243 • Decatur, Ga./Texas

- Started Tech's last 16 games, Tech's leading rebounder and No. 2 scorer
- Double-doubles in 6 games ... Vs. ACC: 12.2 ppg, 5.6 rpg, 54.8 FG% (#3 in ACC), 2.0 blk/g (#3)
- Transfer from Texas, granted immediately eligibility by NCAA on Nov. 13
- Has a 7-foot, 5.35-inch wingspan and a 9-foot, 3.5-inch reach




2

SHEMBARI PHILLIPS

Yr	GP/GS	PPG	RPG	APG	FG%	3FG%	FT%
2018-19	17/6	2.4	1.2	0.9	.375	.222	.778
Career	81/30	5.1	2.2	1.1	.393	.350	.771
Season High		Pts: 10	Reb: 4	Ast: 4	Min: 25		
Career High		Pts: 23	Reb: 7	Ast: 7	Min: 38		

Junior • Guard • 6-3 • 243 • Atlanta, Ga./Tennessee

- Started first 6 games this season, has hit 37.5 percent from the floor, 4-18 on 3s; 37 mins last 6 games
- Scored 10 points with 4 assists in his Tech debut vs. Lamar
- Part-time starter in two seasons at Tennessee (64 games, 24 starts)
- Attended Wheeler HS in Marietta, Ga.



3

EVAN COLE

Yr	GP/GS	PPG	RPG	APG	FG%	3FG%	FT%
2018-19	15/3	4.9	2.7	0.5	.491	.222	.708
Career	39/10	3.8	2.6	0.5	.474	.260	.600
Season High		Pts: 16	Reb: 5	Ast: 2	Min: 36		
Career High		Pts: 16	Reb: 10	Ast: 2	Min: 36		

Sophomore • Forward • 6-9 • 217 • Cumming, Ga./South Forsyth HS

- Missed 7 games recovering from sprained left ankle suffered in Tennessee game, returned vs. KSU 12/28
- In 11 games since return - 5.3 ppg, 3.2 rpg, 25-45 FG
- Started first 2 games this season, sprained ankle late in Tennessee game
- Stepmom is in Georgia Tech Sports Hall of Fame - softball pitcher Jessica Sallinger Cole



4

BRANDON ALSTON

Yr	GP/GS	PPG	RPG	APG	FG%	3FG%	FT%
2018-19	17/4	9.2	2.0	1.2	.467	.391	.830
Career	111/34	6.2	1.8	1.2	.419	.364	.745
Season High		Pts: 20	Reb: 6	Ast: 5	Min: 38		
Career High		Pts: 20	Reb: 6	Ast: 5	Min: 38		

Senior (Grad.) • Guard • 6-5 • 203 • Vienna Va./Lehigh

- Double figures in 8 games ... 10.3 ppg, 13-25 FG, 5-17 3pt, 10-11 FT in 4 games before Syracuse (2 mins)
- Started 19 games last season, 6 double-figure games
- His 693 career points are most of any current Tech player
- 39-of-47 from the FT line, 2nd on team in FTA, 2nd-best percentage (82.2)




5

MOSES WRIGHT

Yr	GP/GS	PPG	RPG	APG	FG%	3FG%	FT%
2018-19	21/14	5.1	3.4	0.8	.429	.125	.469
Career	46/24	4.3	3.4	0.7	.365	.085	.507
Season High		Pts: 12	Reb: 6	Ast: 5	Min: 25		
Career High		Pts: 19	Reb: 8	Ast: 5	Min: 35		

Sophomore • Forward • 6-9 • 221 • Raleigh, N.C./William G. Enloe HS

- Started 14 games at big forward spot (DNP-CD at Syracuse, 11.8 mpg since)
- Has 3 double-digit scoring games - 11 vs. UTRGV, 12 vs. St. John's, 10 vs. KSU
- "Stretch-4" who started 9 games, including last 4, last season
- Has 6-foot-11 wingspan, gained four inches and 40 pounds after sophomore year of high school




10

JOSE ALVARADO

Yr	GP/GS	PPG	RPG	APG	FG%	3FG%	FT%
2018-19	21/20	12.4	3.9	3.3	.397	.279	.761
Career	46/45	12.3	3.8	3.2	.422	.325	.783
Season High		Pts: 24	Reb: 9	Ast: 7	Min: 40		
Career High		Pts: 24	Reb: 9	Ast: 7	Min: 45		

Sophomore • Guard • 6-0 • 174 • Brooklyn, N.Y./Christ the King HS

- Leads Tech in scoring, assists, steals (8th in ACC in steals) ... Missed LOU game with groin, injured ankle vs. UNC
- 11.3 ppg, 3.9 rpg, 3.9 apg, 34.2% FG, 32.4% 3pt, 78.8% FT vs. ACC
- Ranks in top 10 of ACC in FT pct., assists and steals (ACC games only)
- Ironman guard who ranks 4th in ACC in average minutes in ACC games (37.8)



12

KHALID MOORE

Yr	GP/GS	PPG	RPG	APG	FG%	3FG%	FT%
2018-19	21/7	4.7	1.6	1.1	.508	.400	.739
Career	21/7	4.7	1.6	1.1	.508	.400	.739
Season High		Pts: 14	Reb: 4	Ast: 3	Min: 34		
Career High		Pts: 14	Reb: 4	Ast: 3	Min: 34		

Freshman • Forward • 6-6 • 200 • Briarwood, N.Y./Archbishop Molloy HS

- Played in 21 games, 16.3 mpg (DNP vs. Prairie View); started 7 games
- 10 pts, 3 reb, 3 ast, 34 mins in 1st career start at Arkansas, career-high 14 points vs. FAMU
- Has hit 50.8% of his FG tries (57.9% in ACC games), 4-of-10 3pt FG
- Attended alma mater of legendary Tech guard Kenny Anderson, played on same AAU team as Jose Alvarado




13

CURTIS HAYWOOD II

Yr	GP/GS	PPG	RPG	APG	FG%	3FG%	FT%
2018-19	21/16	7.0	2.6	2.4	.383	.298	.783
Career	36/23	6.3	2.7	2.4	.385	.321	.805
Season High		Pts: 18	Reb: 7	Ast: 7	Min: 37		
Career High		Pts: 18	Reb: 8	Ast: 6	Min: 37		

Sophomore • Guard • 6-5 • 202 • Oklahoma City, Okla./Brewster Academy

- Has 50 assists vs. 28 turnovers, 29.8% on 3s (94 3-pt attempts, 2nd most on team)
- 5.5 ppg, 20% 3pt FG in ACC games (1-for-22 last 5 games)
- Scored 15 (6-10 FG) with career-high 7 assists at Syracuse ... 1-for-16 3pt last 4 games, 8-18 4 games before
- Missed last 11 games last season with stress reaction in right leg, had surgery post-season




24

SYLVESTER OGBONDA

Yr	GP/GS	PPG	RPG	BK/G	FG%	3FG%	FT%
2018-19	10/0	1.8	1.7	0.3	.333	.000	.600
Career	42/0	1.5	1.1	0.3	.440	.000	.586
Season High		Pts: 7	Reb: 9	Blk: 2	Min: 23		
Career High		Pts: 8	Reb: 9	Blk: 3	Min: 23		

Junior-R • Center • 6-10 • 237 • Port Harcourt, Nigeria/National Christian Academy

- Played 23 minutes vs. Lamar, set career highs with 7 points, 9 rebounds (18 minutes in Tech's last 4 games)
- Tripled his total minutes (63 to 21) over last season ... 11 minutes in 2 games w/ Gueye out
- Played in just 32 games in two seasons (4.4 mpg) as a backup to Ben Lammers
- Minutes have diminished since Banks became eligible (20 total in 3 games)




34

ABDOULAYE GUEYE

Yr	GP/GS	PPG	RPG	BK/G	FG%	3FG%	FT%
2018-19	20/11	7.2	4.3	1.2	.521	.167	.618
Career	79/37	4.5	3.5	0.9	.480	.143	.571
Season High		Pts: 16	Reb: 8	Blk: 3	Min: 37		
Career High		Pts: 16	Reb: 9	Blk: 5	Min: 39		

Senior-R • Forward • 6-9 • 217 • Dakar, Senegal/Central Park Christian

- Long wiry player who can play the "4" or the "5" positions, disruptive on defense and boards, improved passer
- Started 10 games this season, including his last 4 (missed CL game)
- Double figures in his last 6 games - 12.8 ppg, 5.8 rpg, 54% FG, 3 ast, 7 blk, 5 steals
- Matched career high with 16 pts against Kennesaw State (7-7 FG)



35

KRISTIAN SJOLUND

Yr	GP/GS	PPG	RPG	APG	FG%	3FG%	FT%
2018-19	12/0	0.8	0.6	0.2	.167	.182	.750
Career	12/0	0.8	0.6	0.2	.167	.182	.750
Season High		Pts: 3	Reb: 3	Ast: 1	Min: 11		
Career High		Pts: 3	Reb: 3	Ast: 1	Min: 11		

Freshman • Forward • 6-7 • 200 • Kongsberg, Norway/Tompkins HS

- Versatile HS player with international experience, played in 12 games
- Played four years at Obra D. Tompkins HS in Katy, Texas, making 6A state finals in 2018
- Born in Washington state, grew up on Kongsberg, Norway
- Played for Norway in 2015 FIBA U16 Championships, 2017 U18 Nordic Championship

GAME NOTES

RADIO/TV ROSTER



Brandon Alston
G • 6-5 • Sr. (Grad.)

4



Jose Alvarado
G • 6-0 • So.

10



James Banks III
G • 6-9 • Jr.

1



Evan Cole
F • 6-9 • So.

3



Michael Devoe
G • 6-4 • Fr.

0



Abdoulaye Gueye
F • 6-9 • r-Sr.

34



Curtis Haywood II
G • 6-5 • So.

13



Evan Jester
F • 6-6 • So.

11



Shaheed Medlock
G • 6-5 • Jr.

45




Khalid Moore
F • 6-6 • Fr.

12



Sylvester Ogbonda
F • 6-10 • r-Jr.

24



Shembari Phillips
G • 6-3 • r-Jr.



Malachi Rice
G • 6-0 • So.

55



Kristian Sjolund
G • 6-7 • Fr.

35



Moses Wright
F • 6-9 • So.

5



Josh Pastner
Head Coach



Eric Reveno
Assistant Coach



Julian Swartz
Assistant Coach



Anthony Wilkins
Assistant Coach



Tyler Benson
Director of Operations



Mario West
Director of Player Personnel



Hayden Sheridan
Video Coordinator

GAME NOTES