GEORGIA TECH®

2019 BASEBALL INFORMATION GUIDE

TOGETHER WE SWARM®

2019 GEORGIA TECH BASEBALL ROSTERS

No.	Name		B/T	Position	Height	Weight	Year	Hometown/High School
1	Xzavion Curry	"zay-v-on"	R/R	RHP	5-10	189	Jr.	Atlanta, Ga./Mays
2	Carter Hall		R/R	OF	6-0	181	R-Jr.	Alpharetta, Ga./Wesleyan School
3	Billy Zinnershine		L/R	SS/3B	5-11	160	Fr.	Marietta, Ga./Lassiter
4	Cole Neuber	"new-ber"	R/R	OF	6-2	191	So.	Alpharetta, Ga./Johns Creek
5	Colin Hall		L/R	OF	5-11	181	So.	Alpharetta, Ga./Wesleyan School
6	Michael Guldberg		R/R	UTL	6-0	172	So.	Marietta, Ga./Walton
7	Luke Waddell	"wah-dell"	L/R	3B	5-9	176	So.	Loveland, Ohio/Loveland
8	Jonathan Hughes		R/R	RHP	6-2	198	R-Jr.	Flowery Branch, Ga./Flowery Branch
9	Charlie Benson		S/R	INF	5-11	172	Fr.	Alpharetta, Ga./Marist
10	Chase Murray		L/R	OF	6-0	188	Jr.	Cincinnati, Ohio/Cincinnati Hills Christian Acad.
11	Tristin English		R/R	RHP/1B	6-3	208	R-Jr.	Williamson, Ga./Pike County
14	Austin Wilhite	"will-height"	R/R	SS	5-9	168	Jr.	Buford, Ga./Buford
15	Hugh Chapman		R/R	RHP	6-3	223	So.	Smyrna, Ga./Holy Innocents' Episcopal
16	Kyle McCann		L/R	C/1B	6-2	217	Jr.	Suwanee, Ga./Lambert
18	Cameron Turley		R/R	C	6-4	208	So.	Dacula, Ga./Mill Creek
19	Cort Roedig		R/R	RHP	6-2	192	Fr.	Orlando, Fla./Dr. Phillips
20	Jamie Taylor		R/R	C/3B	6-1	207	So.	Johns Creek, Ga./Marist School
21	Brant Hurter		L/L	LHP	6-6	240	So.	Canton, Ga./Woodstock
22	Baron Radcliff	"bare-n"	L/R	OF	6-4	239	So.	Peachtree Corners, Ga./Norcross
23	Oscar Serratos	"sir-rot-tos"	R/R	3B/RHP	6-3	188	So.	Lawrenceville, Ga./Grayson
24	Jake Lee		R/R	RHP	5-11	175	Sr.	Brooks, Ga./Whitewater
25	Ryan Miller		R/R	INF	6-2	198	Fr.	Atlanta, Ga./Westminster
26	Paxton Rigby		L/R	OF/1B	6-3	204	Jr.	Altamonte Springs, Fla./Lake Brantley
27	Luke Bartnicki		L/L	LHP	6-3	210	Fr.	Marietta, Ga./Walton
28	Walker Barlow		L/L	LHP	6-2	186	Fr.	Pooler, Ga./Benedictine Military
31	Nick Wilhite	"will-height"	L/L	OF	5-9	152	Jr.	Buford, Ga./Buford
32	Joseph Mannelly	"man-e-lee"	L/L	LHP	6-3	212	So.	Atlanta, Ga./Marist School
34	Will Shirah	"shy-rah	S/L	LHP	6-2	215	R-Fr.	Blue Ridge, Ga./Fannin County
35	Jackson Webb		S/R	INF	6-0	165	R-Jr.	Roswell, Ga./Johnson Ferry Christian (UCF)
37	Keyton Gibson		R/R	RHP	6-2	209	Sr.	Buford, Ga./Buford
38	Robert Winborne		R/R	RHP	6-2	188	Sr.	Atlanta, Ga./The Lovett School
39	Jake Brace		R/R	RHP	5-11	192	So.	Suwanee, Ga./North Gwinnett
40	Micah Carpenter		R/R	RHP	5-11	193	Sr.	Jefferson, Ga./Jefferson
41	Amos Willingham		R/R	RHP	6-4	217	Jr.	Summerville, Ga./Chattooga (Snead St. CC)
42	Connor Thomas		L/L	LHP	5-11	173	Jr.	Omega, Ga./Tift County
43	Jack Friedman	"freed-men"	R/R	RHP	6-1	192	Fr.	Decatur, Ga./Paideia

ALPHABETICAL

No.	Name
28	Walker Barlow
27	Luke Bartnicki
9	Charlie Benson
39	Jake Brace
40	Micah Carpenter
15	Hugh Chapman
1	Xzavion Curry
11	Tristin English
43	Jack Friedman
37	Keyton Gibson
6	Michael Guldberg
2	Carter Hall
5	Colin Hall
8	Jonathan Hughes
21	Brant Hurter
24	Jake Lee
32	Joseph Mannelly
16	Kyle McCann
25	Ryan Miller
10	Chase Murray
4	Cole Neuber
22	Baron Radcliff
26	Paxton Rigby
19	Cort Roedig
23	Oscar Serratos
34	Will Shirah
20	Jamie Taylor
42	Connor Thomas
18	Cameron Turley
7	Luke Waddell
14	Austin Wilhite
31	Nick Wilhite
41	Amos Willingham
38	Robert Winborne
3	Billy Zinnershine

COACHES & STAFF

Head Coach: 17 Danny Hall (Miami, Ohio '77), 26th year at Tech
Assistant Coach/Pitching: 36 Jason Howell (North Carolina '02), 7th year
Assistant Coach/Hitting: 13 James Ramsey (Florida State '12), 1st year
Volunteer Assistant Coach: 30 Dan Jaffe (Pacific '14), 1st year
Undergraduate Assistant Coach: Josh Heddinger, 1st year
Director of Baseball Operations: Nick Scherer (Georgia Tech, '07), 12th year
Athletic Trainer: Paul Wolkoff (Georgia Tech, '93), 11th year
Strength & Conditioning: Steve Tamborra (Florida State '94), 20th year
Equipment Manager: David McDaniel (Liberty, '09), 4th year

BY STATE

Georgia (32)
Walker Barlow . . . . . Pooler
Luke Bartnicki . . . . . Marietta
Charlie Benson . . . . . Alpharetta
Jake Brace . . . . . Suwanee
Micah Carpenter . . . . . Jefferson
Hugh Chapman . . . . . Smyrna
Xzavion Curry. . . . . Atlanta
Tristin English . . . . . Williamson
Jack Friedman. . . . . Decatur
Keyton Gibson . . . . . Buford
Michael Guldberg. . . . . Marietta
Carter Hall. . . . . Alpharetta
Colin Hall. . . . . Alpharetta
Jonathan Hughes. . . . . Flowery Branch
Brant Hurter. . . . . Canton
Jake Lee . . . . . Brooks
Joseph Mannelly . . . . . Atlanta
Kyle McCann . . . . . Suwanee
Ryan Miller . . . . . Atlanta
Cole Neuber . . . . . Alpharetta
Baron Radcliff . . . . . Peachtree Corners
Oscar Serratos. . . . . Lawrenceville
Will Shirah. . . . . Blue Ridge
Jamie Taylor . . . . . Johns Creek
Connor Thomas . . . . . Omega
Cameron Turley . . . . . Dacula
Jackson Webb . . . . . Roswell
Austin Wilhite . . . . . Buford
Nick Wilhite . . . . . Buford
Amos Willingham . . . . . Summerville
Robert Winborne . . . . . Atlanta
Billy Zinnershine . . . . . Marietta

Florida (1)
Paxton Rigby . . . . . Altamonte Springs
Cort Roedig . . . . . Orlando

Ohio (2)
Chase Murray . . . . . Cincinnati
Luke Waddell. . . . . Loveland

BY CLASS

Seniors (4): Carpenter, Gibson, Lee, Winborne

Juniors (12): Curry, English*, Ca. Hall*, Hughes*, McCann, Murray, Rigby, Thomas, Webb*, A. Wilhite, N. Wilhite, Willingham

Sophomores (12): Brace, Chapman, Guldberg, Co. Hall, Hurter, Mannelly, Neuber, Radcliff, Serratos, Taylor, Turley, Waddell

Freshmen (8): Barlow, Bartnicki, Benson, Friedman, Miller, Roedig, Shirah*, Zinnershine

** redshirt*

2019 GEORGIA TECH BASEBALL INFORMATION GUIDE

INFORMATION

2019 Yellow Jackets....Inside Cover
Table of Contents....1
Media Information....2
2019 Quick Facts....3
2019 Schedule....4
Russ Chandler Stadium....5-6

2019 YELLOW JACKETS

2019 Georgia Tech Baseball Roster....8
Returning Player Profiles....9-31
- Jake Brace....9
- Micah Carpenter....10
- Hugh Chapman....11
- Xzavion Curry....12
- Tristin English....13-14
- Keyton Gibson....15
- Michael Guldberg....16
- Carter Hall....17
- Colin Hall....18
- Jonathan Hughes....19
- Brant Hurter....20
- Jake Lee....21
- Joseph Mannelly....22
- Kyle McCann....23
- Chase Murray....24
- Cole Neuber....25
- Baron Radcliff....26
- Paxton Rigby....27
- Oscar Serratos....28
- Will Shirah....29
- Jamie Taylor....30
- Connor Thomas....31
- Cameron Turley....32
- Luke Waddell....33
- Jackson Webb....34
- Austin Wilhite....35
- Nick Wilhite....36
- Robert Winborne....37

Newcomer Profiles....38-40
- Walker Barlow....38
- Luke Bartnicki....38
- Charlie Benson....38
- Jack Friedman....39
- Ryan Miller....39
- Cort Roedig....39
- Amos Willingham....40
- Billy Zhinnerzhine....40

COACHES & STAFF

Head Coach Danny Hall....42-45
Assistant Coach Jason Howell....46
Assistant Coach James Ramsey....47
Volunteer Assistant Coach Dan Jaffe....48
Director of Operations Nick Scherer....48
Director of Player Personnel Rick Hubbard....49
Assistant Player Development Coach Steve Tamborra....49
Athletic Trainer Paul Wolkoff....50
Equipment Manager David McDaniel....50

ADMINISTRATION

Institute President G.P. 'Bud' Peterson....52
Faculty Athletics Representative Charles L. Isbell, Jr....52
Director of Athletics Todd Stansbury....53
Senior Associate Athletics Director Ayo Taylor-Dixon....54
GTAA Administration....54

2018 REVIEW

2018 Season Review....56
2018 Game-by-Game Results....57
2018 Final Statistics....58-59
2018 Season Leaders....60

HISTORY

ACC History & Results....62
ACC Tournament Box Scores....63-67
NCAA Tournament History....68
NCAA Tournament Box Scores....69-73
Georgia Tech's CWS Teams....74-79
Georgia Tech's Major Leaguers....80-82
Yellow Jackets in the Pros....83-84
Yellow Jackets in the MLB Draft....85-89
All-Americans....90-91
National Honors....92
District/Regional Honors....93
ACC Honors....94-95
Team Honors....96
Retired/Honored Jerseys....96
Olympics/Team USA....97
Georgia Tech Hall of Fame....98
Head Coaches & Captains....99
All-Time Roster....100-101
Tech's Top Players Stats....102-107
Danny Hall's Milestone Wins at GT....108

RECORDS

Team Records....110-111
Batting Records....112-119
Pitching Records....120-127
Defensive Records....127
Year-By-Year Batting Stats....128
Year-By-Year Pitching Stats....129
Team Facts & Figures....130
Overall Series Records....131-132
Series History....133-141
Year-By-Year Results....142-155
GT Coaching Records....155-156
2019 Yellow Jackets TV/Broadcaster Roster....Inside Back Cover

MEDIA GUIDE CREDITS

Editing & Design: Andrew Clausen

Cover Design: Tyler Wheeler

Contributors: Wiley Ballard, Liz Ryan, Mike Flynn, Kevin Davis, Anand Sarathy, Aury St. Germain, Nick Rodriguez
Photography: Head shots, team photo and most action by Danny Karnik
Other photos by USA Today Sports Images, Ken Langley and the Georgia Tech Athletics Archive

Printing: Bennett Graphics of Tucker, Ga.
Thanks to Robert Worley and Spencer Whitehurst

Georgia Tech is an equal opportunity employer and will not discriminate against any employee or applicant on the basis of age, color, disability, gender, national origin, race, religion, sexual orientation, veteran status, or any classification protected by federal, state, or local law. Consistent with its obligations under federal law, each company that is a federal contractor or subcontractor is committed to taking affirmative action to employ and advance in employment qualified women, minorities, disabled individuals and veterans.

INFORMATION

MEDIA INFORMATION

MEDIA SERVICES

The 2019 Georgia Tech Baseball Information Guide is published primarily as a source of information for members of the media. Requests for additional information, interviews and photographs should be directed to the Georgia Tech communications & public relations staff.

Baseball notes and statistics are updated regularly throughout the season. Access to this information can be achieved by accessing the official Georgia Tech Athletics website, www.RamblinWreck.com. The communications & public relations staff will email weekly releases to members of the media.

RUSS CHANDLER STADIUM

Georgia Tech's home field is located on the corner of Fowler Street and Ferst Drive, with the entrances to the stadium along Ferst Drive.

From the North (I-75): Follow I-75 South to Northside Drive/Howell Mill Road Exit. Follow exit to Northside Drive and turn right. Proceed to 10th Street (sixth light) and turn left. Follow 10th Street to Fowler Street (fifth light) and turn right. Stadium will be on the right.

From the North (I-85): Follow I-85 South to North Avenue exit and turn right. Proceed to Techwood Drive (first light) and turn right. Follow Techwood Drive to Fifth Street (second light) and turn left. Stadium will be on the right.

From the South: Follow I-75/I-85 North to 10th Street exit and turn left. Proceed to Fowler Street (second light), and turn left.

MEDIA CREDENTIALS

Media credentials will be issued only to working members of the media. Children and other non-workers are not allowed. Members of the media may claim credentials two hours prior to each game at the media will-call window at Russ Chandler Stadium.

Requests: Contact the Georgia Tech communications & public relations staff at least one day prior to home game or series.

Media Will Call: Third base ticket booth, corner of Cherry Street and Ferst Drive.

Media Parking: A limited number of media parking spaces at various locations around Russ Chandler Stadium are available. Please include parking requests along with credential requests.

Press Box: The Russ Chandler Stadium Press Box is located atop the grandstand behind home plate. It includes space for working members of the press, official and visiting scorers, the public address announcer and the scoreboard operator. Also located on the press level are two radio booths, a television booth, and eight luxury suites (two indoor, six outdoor). The Press Box is on the same level as the third base entry gate.

MEDIA INTERVIEWS

All interview requests for head coach Danny Hall or any Georgia Tech baseball player should be directed to the Georgia Tech communications & public relations staff and assistant director **Andrew Clausen** (aclausen@athletics.gatech.edu or 678-764-0867).

Players and coaches are available to the media before and after practice by appointment. Interviews with coaches or players while the team is on the road can be arranged through the Georgia Tech communications & public relations staff and Andrew Clausen.

POSTGAME INTERVIEWS

Head coach Danny Hall is available to meet any working members of the press immediately following the game in the classroom at Russ Chandler Stadium. Due to space limitations in the locker room, all player interviews are also conducted in the classroom as well; media members are not permitted in the clubhouse area and will be escorted to the postgame media location by a member of the Georgia Tech communications & public relations staff. The Georgia Tech communications & public relations staff will coordinate all postgame interview requests for the Yellow Jackets.

Interviews with visiting team members can be done on the field, subject to the policy of the visiting team's sports information representative.

PHOTOGRAPHERS

Media credentials are required for all photographers and television media. All credentials can be claimed at Will Call, located at the third base entrance of the stadium.

Photo wells are located at the far end of both dugouts, with space for both still and video cameras. Photographers are also permitted to shoot from the press level, but may not shoot from ground level between the two dugouts. Photographers are not permitted on the field at any time. Photographers may move from one photo well to the other by exiting the dugouts and walking along the concourse behind home plate.

PRESS BOX SERVICES

Updated cumulative statistics, game notes, scorecards and team rosters are available in the Press Box prior to each home game.

An official scorer is assigned to all home games, and the Georgia Tech Communications & Public Relations staff will keep the media informed of all scoring decisions, noteworthy facts and records.

THE WEB AND SOCIAL MEDIA

The official website of Georgia Tech athletics is updated daily with the latest on Yellow Jacket athletics. It provides the most up to date schedules, rosters, statistics and biographies on every student-athlete and coach. In addition, fans are encouraged to follow the team on Twitter (@GTBaseball), Instagram (@gt_baseball) and Facebook. Georgia Tech will tweet live in-game updates during every game.

GEORGIA TECH COMMUNICATIONS & PUBLIC RELATIONS

Arthur B. Edge Jr. Intercollegiate Athletics Center
150 Bobby Dodd Way NW, Atlanta, GA 30332
Phone: 404-894-5445 | www.RamblinWreck.com

MIKE FLYNN
Assistant AD
Communications & Public Relations

MIKE STAMUS
Associate Director
Communications & Public Relations

LIZ RYAN
Assistant Director
Communications & Public Relations

ANDREW CLAUSEN
Assistant Director
Communications & Public Relations
Baseball Contact

ALEX KEATOR
Assistant Director
Communications & Public Relations

NICK RODRIGUEZ
Postgraduate Intern

GEORGIA TECH ON THE AIR

Television: A number of home games will be aired on television this season as part of the ACC television package on ESPNU, ESPN3 and the ACC Digital Network.

Georgia Tech's 2019 television schedule can be found at RamblinWreck.com.

Radio: All of Tech's baseball games will be aired on the radio in 2019. WREK Radio (91.1 FM in Atlanta/www.wrek.org), the nation's first 100,000-watt college station, will serve as the flagship home for Georgia Tech baseball once again this season.

SOCIAL MEDIA

Twitter	@GTAthletics @GTBaseball
Instagram	@GTAthletics @GT_Baseball
Facebook	Georgia Tech Yellow Jackets www.facebook.com/gtathletics Georgia Tech Baseball www.facebook.com/gtbaseball
Snapchat	TogetherWeSwarm

2019 QUICK FACTS

INSTITUTE INFORMATION

Name ..... Georgia Institute of Technology (Georgia Tech)
We are the Georgia Institute of Technology or Georgia Tech. We are not Georgia Tech University.
Location ..... Atlanta, Ga. 30332
Founded 1885
Enrollment 25,000
Nicknames ..... Yellow Jackets, Rambling Wreck
Mascot ..... "Buzz" the Yellow Jacket
..... 1930 Model "A" Ford
Colors ..... Tech Gold and White
Conference ..... Atlantic Coast Conference (ACC)
President ..... Dr. G.P. "Bud" Peterson
Faculty Representative ..... Charles Isbell, Jr.
Director of Athletics ..... Todd Stansbury
Institute Website ..... www.gatech.edu
Athletics Website ..... www.ramblinwreck.com

GTAA ADMINISTRATION

Director of Athletics ..... Todd Stansbury
Deputy AD ..... Mark Rountree
Sr. Associate AD/External Operations ..... Ayo Taylor-Dixon
Sr. Associate AD/Development ..... Jack Thompson
Associate AD/S-A Development & SWA ..... Joeleen Akin
Associate AD/Compliance ..... Shoshanna Engel
Associate AD/Sports Medicine ..... Dr. Angelo Galante
Associate AD/Development ..... Jim Hall
Associate AD/Annual Giving & Engagement ..... Jeff Keisler
Associate AD/Student Services ..... Phyllis LaBaw
Associate AD/Finance & Administration ..... Marvin Lewis
Assistant AD/Innovation ..... Doug Allvine
Assistant AD/Business Operations ..... Selinda Biggers
Assistant AD/Video & Broadcast Services ..... Andy Blanton
Assistant AD/Information Technology ..... Anthony Bridges
Assistant AD/Student Services ..... Chris Breen
Assistant AD/Ticket Sales & Operations ..... Mike Castle
Assistant AD/Communications & PR ..... Mike Flynn
Assistant AD/Student-Athlete Development .... Leah Thomas
Assistant AD/Events and Facilities ..... John D. Tweedy
Assistant AD/Compliance ..... Lance Markos
Assistant AD/Brand and Ideation ..... Simit Shah
Executive Assistant to the AD ..... Stephanie Swant

BASEBALL STAFF

Head Coach ..... Danny Hall (26th season)
..... Alma Mater: Miami (Ohio), 1977
..... Email: dhall@athletics.gatech.edu
Assistant Coach/Recruiting ..... Jason Howell (7th season)
..... Alma Mater: North Carolina, 2002
..... Email: jhowell@athletics.gatech.edu
Assistant Coach/Hitting ..... James Ramsey (1st season)
..... Alma Mater: Florida State, 2012
..... Email: jramsey@athletics.gatech.edu
Volunteer Assistant Coach ..... Dan Jaffe (1st season)
..... Alma Mater: Pacific, 2014
Director of Operations ..... Nick Scherer (12th season)
..... Alma Mater: Georgia Tech, 2007
..... Email: nscherer@athletics.gatech.edu
Director of Player Personnel .... Rick Hubbard (1st season)
Undergraduate Assistant Coach ..... Josh Heddinger
Strength & Conditioning ..... Steve Tamborra (20th season)
Asst. Director/Sports Medicine .. Paul Wolkoff (11th season)
Equipment Manager ..... David McDaniel (4th season)
Communications Director ..... Andrew Clausen
..... Email: aclausen@athletics.gatech.edu
..... Office: 404-894-5445

STADIUM INFORMATION

Name ..... Russ Chandler Stadium
Year Opened 1930
Year Renovated (Full Renovation) 2001
Last Renovation ..... 2014-15 & 2017-18
Capacity 4,157
Field Dimensions 329-382-390-350-334
Wall Height ..... 10 feet
Press Box Phone Number 404-894-3167
Address.. Fowler Street & Fifth Street, Atlanta, Ga. 30332

Two-time College Baseball Sports Turf Managers Association "Field of the Year" 2008 & 2014

HISTORICAL INFORMATION

Record Since 1895
..... 2,456-1,578-27 (.609)
Record at Russ Chandler Stadium ..... (1985-present)
..... 916-285-1 (.763)
ACC Regular Season Record ..... (1980-present)
..... 524-386-2 (.576)
ACC Regular Season Championships 7
1987, 1993, 1997, 2000, 2004, 2005, 2011
ACC Tournament Appearances & Record
39 ..... 78-63 (.553)
ACC Tournament Championships 9
1985, 1986, 1987, 1988, 2000, 2003, 2005, 2012, 2014
NCAA Tournament Appearances 31
1959, 1971, 1985, 1986, 1987, 1988, 1989,1990, 1991,1992, 1993, 1994, 1995, 1996, 1997, 1998, 2000, 2001, 2002, 2003, 2004, 2005, 2006, 2008, 2009, 2010, 2011, 2012, 2013, 2014, 2016
NCAA Tournament Record ..... 71-63 (.530)
NCAA Super Regional Appearances 5
2000, 2002, 2004, 2005, 2006
College World Series Appearances 3
1994 (2nd), 2002 (T-5th), 2006 (T-7th)
College World Series Record ..... 4-5 (.444)

2018 YEAR IN REVIEW

Overall Record 31-27
Home Record 25-10
Away Record 6-14
Neutral Record 0-3
ACC Record 14-16
Home Record 11-4
Away Record 3-12
ACC Finish ..... Fourth - Coastal Division
..... Eighth - Overall
ACC Tournament Record 0-2
Final Ranking ..... None

2018 TEAM INFORMATION

Letterwinners Returning 28
Letterwinners Lost 7
Starters Returning (Position/DH) 8
Starters Lost (Position/DH) 2
Starting Pitchers Returning 4
Starting Pitchers Lost 0
Newcomers 9

KEY RETURNING POSITION PLAYERS

Chase Murray ..... Jr., OF
.343 avg., 72 hits, 6 HR, 11 2B, 39 RBI, 47 runs
Tristin English ..... R-Jr., RHP/1B
.279 avg., 63 hits, 6 HR, 17 2B, 60 RBI, 33 runs
Kyle McCann ..... Soph., C/1B
.300 avg., 57 hits, 15 HR, 20 2B, 45 RBI, 48 runs
Austin Wilhite ..... Jr., INF
.249 avg., 53 hits, 6 HR, 13 2B, 30 RBI, 26 runs
Colin Hall ..... Soph., OF
.283 avg., 52 hits, 12 XBH, 9 2B, 24 RBI, 21 RBI
Oscar Serratos ..... Soph., INF
.311 avg., 37 hits, 7 XBH, 3 HR, 14 RBI, 22 runs
Luke Waddell ..... Soph., INF
.382 avg., 34 hits, 11 XBH, 8 2B, 10 RBI, 20 runs

KEY RETURNING PITCHERS

Connor Thomas ..... Soph., LHP
7-4, 3.34 ERA, 97.0 IP, 106 K, 10 BB, .241 opp. avg.
Andy Archer ..... Jr., RHP
4-0, 3.64 ERA, 47.0 IP, 41 K, 17 BB, .242 opp. avg.
Tristin English ..... Jr., RHP
2-4, 4.11 ERA, 57.0 IP, 51 K, 13 BB, .300 opp. avg.
Xzavion Curry ..... Jr., RHP
8-4, 4.18 ERA, 92.2 IP, 101 K, 23 BB, .224 opp. avg.
Brant Hurter ..... Soph. LHP
5-4, 6.04 ERA, 53.2 IP, 56 K, 23 BB, .288 opp. avg.

KEY POSITION PLAYERS LOST

Joey Bart ..... Jr., C
.359 avg., 79 hits, 16 HR, 12 2B, 38 RBI, 55 runs
Wade Bailey ..... Jr., 2B
.339 avg., 78 hits, 2 HR, 13 2B, 31 RBI, 49 runs

KEY PITCHERS LOST

Jared Datoc ..... Sr., RHP
1-3, 4.86 ERA, 3 SV, 33.1 IP, 29 K, .338 opp. avg.

2019 SCHEDULE

DATE	OPPONENT	LOCATION	TIME (ET)
FEB. 15	**UIC**	**Russ Chandler Stadium**	**4:00 PM**
FEB. 16	**RICHMOND**	**Russ Chandler Stadium**	**1:00 PM**
FEB. 17	**WEST VIRGINIA**	**Russ Chandler Stadium**	**1:00 PM**
Feb. 19	at Georgia Southern	Statesboro, Ga.	6:00 PM
FEB. 22	**UCLA**	**Russ Chandler Stadium**	**4:00 PM**
FEB. 23	**UCLA**	**Russ Chandler Stadium**	**2:00 PM**
FEB. 24	**UCLA**	**Russ Chandler Stadium**	**1:00 PM**
FEB. 26	**GEORGIA STATE**	**Russ Chandler Stadium**	**4:00 PM**
Feb. 27	at Georgia State	Atlanta, Ga.	4:00 PM
MAR. 1	**NORTHWESTERN**	**Russ Chandler Stadium**	**4:00 PM**
MAR. 2	**NORTHWESTERN**	**Russ Chandler Stadium**	**2:00 PM**
MAR. 3	**NORTHWESTERN**	**Russ Chandler Stadium**	**1:00 PM**
Mar. 5	at Kennesaw State	Kennesaw, Ga.	5:00 PM
MAR. 6	**KENNESAW STATE**	**Russ Chandler Stadium**	**5:00 PM**
Mar. 8	at Miami (Fla.) *	Miami, Fla.	7:00 PM
Mar. 9	at Miami (Fla.) *	Miami, Fla.	7:00 PM
Mar. 10	at Miami (Fla.) *	Miami, Fla.	1:00 PM
MAR. 12	**GEORGIA SOUTHERN**	**Russ Chandler Stadium**	**6:00 PM**
MAR. 15	**VIRGINIA ***	**Russ Chandler Stadium**	**6:00 PM**
MAR. 16	**VIRGINIA ***	**Russ Chandler Stadium**	**2:00 PM**
MAR. 17	**VIRGINIA ***	**Russ Chandler Stadium**	**1:00 PM**
Mar. 19	at Mercer	Macon, Ga.	6:00 PM
Mar. 22	at Louisville *	Louisville, Ky.	6:00 PM
Mar. 23	at Louisville *	Louisville, Ky.	1:00 PM
Mar. 24	at Louisville *	Louisville, Ky.	1:00 PM
MAR. 26	**GEORGIA**	**Russ Chandler Stadium**	**7:00 PM**
MAR. 29	**NOTRE DAME ***	**Russ Chandler Stadium**	**6:00 PM**
MAR. 30	**NOTRE DAME ***	**Russ Chandler Stadium**	**4:00 PM**
MAR. 31	**NOTRE DAME ***	**Russ Chandler Stadium**	**1:00 PM**
Apr. 2	at Auburn	Auburn, Ala.	7:00 PM
APR. 5	**NORTH CAROLINA ***	**Russ Chandler Stadium**	**6:00 PM**
APR. 6	**NORTH CAROLINA ***	**Russ Chandler Stadium**	**4:00 PM**
APR. 7	**NORTH CAROLINA ***	**Russ Chandler Stadium**	**1:00 PM**
Apr. 9	at Georgia	Athens, Ga.	7:00 PM
Apr. 12	at Boston College *	Brighton, Mass.	6:00 PM
Apr. 13	at Boston College *	Brighton, Mass.	2:00 PM
Apr. 14	at Boston College *	Brighton, Mass.	1:00 PM
APR. 16	**AUBURN**	**Russ Chandler Stadium**	**6:00 PM**
Apr. 18	at Virginia Tech *	Blacksburg, Va.	6:00 PM
Apr. 19	at Virginia Tech *	Blacksburg, Va.	6:00 PM
Apr. 20	at Virginia Tech *	Blacksburg, Va.	1:00 PM
APR. 23	vs. GEORGIA	SunTrust Park (Atlanta, Ga.)	7:00 PM
APR. 26	**CLEMSON ***	**Russ Chandler Stadium**	**7:00 PM**
APR. 27	**CLEMSON ***	**Russ Chandler Stadium**	**4:00 PM**
APR. 28	**CLEMSON ***	**Russ Chandler Stadium**	**1:00 PM**
MAY 3	**WESTERN CAROLINA**	**Russ Chandler Stadium**	**6:00 PM**
MAY 4	**WESTERN CAROLINA**	**Russ Chandler Stadium**	**4:00 PM**
MAY 5	**WESTERN CAROLINA**	**Russ Chandler Stadium**	**1:00 PM**
May 10	at Duke *	Durham, N.C.	6:00 PM
May 11	at Duke *	Durham, N.C.	1:00 PM
May 12	at Duke *	Durham, N.C.	1:00 PM
MAY 14	**MERCER**	**Russ Chandler Stadium**	**6:00 PM**
MAY 16	**PITTSBURGH ***	**Russ Chandler Stadium**	**7:00 PM**
MAY 17	**PITTSBURGH ***	**Russ Chandler Stadium**	**6:00 PM**
MAY 18	**PITTSBURGH ***	**Russ Chandler Stadium**	**1:00 PM**
May 21-26	**2019 ACC Baseball Championship**	**(Durham Bulls Athletic Park) Durham, N.C.**	**TBD**

All game times are Eastern Standard Time (All game dates & times are subject to change)

Bold = Home Games
* Conference game

RUSS CHANDLER STADIUM

Twice named the "Field of the Year" by the Sports Turf Managers Association, winning the honor in both 2008 and 2014, Russ Chandler Stadium is one of the nation's top collegiate baseball parks.

Scenically nestled in downtown Atlanta, Russ Chandler Stadium provides a brilliant backdrop for college baseball and offers one of the best atmospheres for the game in the country.

The home of Georgia Tech baseball for more than 80 years, Russ Chandler Stadium has a long and storied history, from its original construction in 1930 with funds from Tech's 1929 appearance in the Rose Bowl game to its use as a training facility for the 1996 Centennial Olympic Games.

With incredible views of the Atlanta skyline, the facility underwent a $4.5 million renovation and expansion underneath the stadium in 2014-15.

An anonymous $2.5 million challenge grant was the lead for Phase I of the Russ Chandler Stadium renovations. Phase II of the renovations, which includes further expansion of the team's clubhouse facilities down the left-field line, is currently in the fundraising stage.

The latest renovation prior to the start of last season included a new state-of-the-art video board in left field as well as a new sound system throughout the stadium to better enhance the gameday atmosphere.

Prior to the latest additions, 2014-15 saw the first renovation to Russ Chandler Stadium since its complete reconstruction for the 2002 season. The reconstruction took less than eight months at a cost of $9.7 million, making the "Rusty C" one of the top collegiate ballparks in America.

At a current capacity of 4,157, Georgia Tech's baseball facility more than doubled in size when the renovations were complete in 2002. Russ Chandler Stadium features approximately 1,100 chair back seats behind the home plate area in addition to nearly 3,000 bleacher seats.

A wide concourse and plaza area is located at the main entrance to the stadium behind third base. Ticket booths, concession stands and restrooms are located on both the first base and third base sides of the stadium.

Above the grandstand is the press level, which includes ample space for the writers and broadcasters who cover Tech's nationally-ranked program. The main press box has seating for more than 30, while three auxiliary booths can accommodate television and radio crews.

Two enclosed luxury suites are located to one side of the press box, while six open-air, covered suites are on the other side of the press area.

MARK TEIXEIRA LOCKER ROOM/PLAYERS LOUNGE

With the $4.5 million renovation and expansion underneath the stadium in 2014-15, the Yellow Jackets' locker, training and weight rooms were transformed to make Russ Chandler into a state-of-the-art, all-around facility.

Tech's locker room (pictured above) doubled to 2,000-square feet and was renamed the Mark Teixeira Locker Room.

Georgia Tech's clubhouse, which is located on the third base side of the stadium, includes a player's lounge (pictured below), a study hall classroom, a video room where players and coaches can break down game film, and a separate locker area for the coaching staff. A state-of-the-art athletic training room is adjacent to the Tech locker room in addition to a sizable weight room and workout facility (pictured to the right).

The facility features locker rooms for both Georgia Tech and the visiting team, as well as for the umpires.

The stadium also includes three covered batting cages and pitching mounds. One is located underneath the grandstand, while an enclosed area above the left field grandstand houses two additional cages and mounds.

XZAVION CURRY

2019 GEORGIA TECH BASEBALL ROSTERS

No.	Name		B/T	Position	Height	Weight	Year	Hometown/High School
1	Xzavion Curry	"zay-v-on"	R/R	RHP	5-10	189	Jr.	Atlanta, Ga./Mays
2	Carter Hall		R/R	OF	6-0	181	R-Jr.	Alpharetta, Ga./Wesleyan School
3	Billy Zinnershine		L/R	SS/3B	5-11	160	Fr.	Marietta, Ga./Lassiter
4	Cole Neuber	"new-ber"	R/R	OF	6-2	191	So.	Alpharetta, Ga./Johns Creek
5	Colin Hall		L/R	OF	5-11	181	So.	Alpharetta, Ga./Wesleyan School
6	Michael Guldberg		R/R	UTL	6-0	172	So.	Marietta, Ga./Walton
7	Luke Waddell	"wah-dell"	L/R	3B	5-9	176	So.	Loveland, Ohio/Loveland
8	Jonathan Hughes		R/R	RHP	6-2	198	R-Jr.	Flowery Branch, Ga./Flowery Branch
9	Charlie Benson		S/R	INF	5-11	172	Fr.	Alpharetta, Ga./Marist
10	Chase Murray		L/R	OF	6-0	188	Jr.	Cincinnati, Ohio/Cincinnati Hills Christian Acad.
11	Tristin English		R/R	RHP/1B	6-3	208	R-Jr.	Williamson, Ga./Pike County
14	Austin Wilhite	"will-height"	R/R	SS	5-9	168	Jr.	Buford, Ga./Buford
15	Hugh Chapman		R/R	RHP	6-3	223	So.	Smyrna, Ga./Holy Innocents' Episcopal
16	Kyle McCann		L/R	C/1B	6-2	217	Jr.	Suwanee, Ga./Lambert
18	Cameron Turley		R/R	C	6-4	208	So.	Dacula, Ga./Mill Creek
19	Cort Roedig		R/R	RHP	6-2	192	Fr.	Orlando, Fla./Dr. Phillips
20	Jamie Taylor		R/R	C/3B	6-1	207	So.	Johns Creek, Ga./Marist School
21	Brant Hurter		L/L	LHP	6-6	240	So.	Canton, Ga./Woodstock
22	Baron Radcliff	"bare-n"	L/R	OF	6-4	239	So.	Peachtree Corners, Ga./Norcross
23	Oscar Serratos	"sir-rot-tos"	R/R	3B/RHP	6-3	188	So.	Lawrenceville, Ga./Grayson
24	Jake Lee		R/R	RHP	5-11	175	Sr.	Brooks, Ga./Whitewater
25	Ryan Miller		R/R	INF	6-2	198	Fr.	Atlanta, Ga./Westminster
26	Paxton Rigby		L/R	OF/1B	6-3	204	Jr.	Altamonte Springs, Fla./Lake Brantley
27	Luke Bartnicki		L/L	LHP	6-3	210	Fr.	Marietta, Ga./Walton
28	Walker Barlow		L/L	LHP	6-2	186	Fr.	Pooler, Ga./Benedictine Military
31	Nick Wilhite	"will-height"	L/L	OF	5-9	152	Jr.	Buford, Ga./Buford
32	Joseph Mannelly	"man-e-lee"	L/L	LHP	6-3	212	So.	Atlanta, Ga./Marist School
34	Will Shirah	"shy-rah	S/L	LHP	6-2	215	R-Fr.	Blue Ridge, Ga./Fannin County
35	Jackson Webb		S/R	INF	6-0	165	R-Jr.	Roswell, Ga./Johnson Ferry Christian (UCF)
37	Keyton Gibson		R/R	RHP	6-2	209	Sr.	Buford, Ga./Buford
38	Robert Winborne		R/R	RHP	6-2	188	Sr.	Atlanta, Ga./The Lovett School
39	Jake Brace		R/R	RHP	5-11	192	So.	Suwanee, Ga./North Gwinnett
40	Micah Carpenter		R/R	RHP	5-11	193	Sr.	Jefferson, Ga./Jefferson
41	Amos Willingham		R/R	RHP	6-4	217	Jr.	Summerville, Ga./Chattooga (Snead St. CC)
42	Connor Thomas		L/L	LHP	5-11	173	Jr.	Omega, Ga./Tift County
43	Jack Friedman	"freed-men"	R/R	RHP	6-1	192	Fr.	Decatur, Ga./Paideia

ALPHABETICAL

No.	Name
28	Walker Barlow
27	Luke Bartnicki
9	Charlie Benson
39	Jake Brace
40	Micah Carpenter
15	Hugh Chapman
1	Xzavion Curry
11	Tristin English
43	Jack Friedman
37	Keyton Gibson
6	Michael Guldberg
2	Carter Hall
5	Colin Hall
8	Jonathan Hughes
21	Brant Hurter
24	Jake Lee
32	Joseph Mannelly
16	Kyle McCann
25	Ryan Miller
10	Chase Murray
4	Cole Neuber
22	Baron Radcliff
26	Paxton Rigby
19	Cort Roedig
23	Oscar Serratos
34	Will Shirah
20	Jamie Taylor
42	Connor Thomas
18	Cameron Turley
7	Luke Waddell
14	Austin Wilhite
31	Nick Wilhite
41	Amos Willingham
38	Robert Winborne
3	Billy Zinnershine

COACHES & STAFF

Head Coach: 17 Danny Hall (Miami, Ohio '77), 26th year at Tech
Assistant Coach/Pitching: 36 Jason Howell (North Carolina '02), 7th year
Assistant Coach/Hitting: 13 James Ramsey (Florida State '12), 1st year
Volunteer Assistant Coach: 30 Dan Jaffe (Pacific '14), 1st year
Undergraduate Assistant Coach: Josh Heddinger, 1st year
Director of Baseball Operations: Nick Scherer (Georgia Tech, '07), 12th year
Athletic Trainer: Paul Wolkoff (Georgia Tech, '93), 11th year
Strength & Conditioning: Steve Tamborra (Florida State '94), 20th year
Equipment Manager: David McDaniel (Liberty, '09), 4th year

BY STATE

Georgia (32)
Walker Barlow . . . . . Pooler
Luke Bartnicki . . . . . Marietta
Charlie Benson . . . . . Alpharetta
Jake Brace . . . . . Suwanee
Micah Carpenter . . . . . Jefferson
Hugh Chapman . . . . . Smyrna
Xzavion Curry. . . . . Atlanta
Tristin English . . . . . Williamson
Jack Friedman. . . . . Decatur
Keyton Gibson . . . . . Buford
Michael Guldberg. . . . . Marietta
Carter Hall. . . . . Alpharetta
Colin Hall. . . . . Alpharetta
Jonathan Hughes. . . . . Flowery Branch
Brant Hurter. . . . . Canton
Jake Lee . . . . . Brooks
Joseph Mannelly . . . . . Atlanta
Kyle McCann . . . . . Suwanee
Ryan Miller . . . . . Atlanta
Cole Neuber . . . . . Alpharetta
Baron Radcliff . . . . . Peachtree Corners
Oscar Serratos. . . . . Lawrenceville
Will Shirah. . . . . Blue Ridge
Jamie Taylor . . . . . Johns Creek
Connor Thomas . . . . . Omega
Cameron Turley . . . . . Dacula
Jackson Webb . . . . . Roswell
Austin Wilhite . . . . . Buford
Nick Wilhite . . . . . Buford
Amos Willingham . . . . . Summerville
Robert Winborne . . . . . Atlanta
Billy Zinnershine . . . . . Marietta

Florida (1)
Paxton Rigby . . . . . Altamonte Springs
Cort Roedig . . . . . Orlando

Ohio (2)
Chase Murray . . . . . Cincinnati
Luke Waddell. . . . . Loveland

BY CLASS

Seniors (4): Carpenter, Gibson, Lee, Winborne

Juniors (12): Curry, English*, Ca. Hall*, Hughes*, McCann, Murray, Rigby, Thomas, Webb*, A. Wilhite, N. Wilhite, Willingham

Sophomores (12): Brace, Chapman, Guldberg, Co. Hall, Hurter, Mannelly, Neuber, Radcliff, Serratos, Taylor, Turley, Waddell

Freshmen (8): Barlow, Bartnicki, Benson, Friedman, Miller, Roedig, Shirah*, Zinnershine

** redshirt*

RETURNERS

JAKE BRACE

Sophomore ○ RHP
5-11 ○ 192 ○ R/R
Suwanee, Ga. (North Gwinnett)

39

CAREER HIGHS

Innings: 1.0 vs. Mercer (March 21, 2018)
Strikeouts: 2 vs. Mercer (March 21, 2018)
Batters Faced: 3 vs. Mercer (March 21, 2018)

Honors & Awards

2017-18 ACC Academic Honor Roll

2018 (Freshman)

Made two appearances out of the bullpen for the Jackets … Did not allow a hit or a run over 1.1 innings of work, posting a 0.00 ERA on the year … Recorded three strikeouts on the season … Struck out two batters in one inning of work at home versus Mercer (March 21) … Also had a punch out versus No. 10 Duke (May 18).

Before Tech

A four-year letterwinner on the baseball team at North Gwinnett High School under head coach Ryan Moity … Ranked as high as No. 15 in the state of Georgia and No. 293 nationally among right-handed pitchers by Perfect Game … A 2017 Rawlings-Perfect Game honorable mention all-American … Named to the 2017 southeast all-region second team by Perfect Game … A 2016 Perfect Game underclassmen high honorable mention all-American his junior year after earning honorable mention accolades in 2015 as a sophomore … Three-time all-county selection … A two-time AAAAAAA all-state honoree from the Georgia Dugout Club … Holds the record for the most career wins on the mound at North Gwinnett High School … Led his team to a 35-4 overall record and a 17-1 regional record as a senior in 2016-17 … Totaled 11 wins and posted a 1.39 ERA in his senior year … Posted a 6-1 record in 10 appearances for North Gwinnett, turning in a 1.71 ERA over 49 innings of work his junior season … Played for Team Elite 17's Prime that won the 2016 18U BCS Championship … Was named to the 2016 WWBA World Championship all-tournament team, the 2016 WWBA National Qualifier all-tournament team, both the 2016 WWBA SE Qualifier 1 and 2 all-tournament teams, the 2016 18U WWBA National Championship all-tournament team and the 2016 18U BCS Finals all-tournament team … An AP scholar and scholar athlete … Graduated with honors.

Personal

Full name is Robert Jacob Brace, but goes by Jake … Born on Dec. 2, 1998 in Atlanta, Ga. … Son of Rob and Michele Brace … Has an older sibling named Casey … Father, Rob, graduated from Georgia Tech (1986) … Enjoys swimming and playing ping pong … Chose Tech because of the academics, his father is an alum and because it is close to home … Has not yet decided on a major.

CAREER STATISTICS // ALL GAMES

Year	ERA	W	L	App	GS	CG	SHO	CBO	SV	IP	H	R	ER	BB	SO	2B	3B	HR	BF	B/Avg	WP	HBP	BK	SFA	SHA
2018	0.00	0	0	2	0	0	0	0	0	1.1	0	0	0	0	3	0	0	0	4	.000	0	1	0	0	0
TOTAL	**0.00**	**0**	**0**	**2**	**0**	**0**	**0**	**0**	**0**	**1.1**	**0**	**0**	**0**	**0**	**3**	**0**	**0**	**0**	**4**	**.000**	**0**	**1**	**0**	**0**	**0**

CAREER STATISTICS // CONFERENCE GAMES

Year	ERA	W	L	App	GS	CG	SHO	CBO	SV	IP	H	R	ER	BB	SO	2B	3B	HR	BF	B/Avg	WP	HBP	BK	SFA	SHA
2018	0.00	0	0	1	0	0	0	0	0	0.1	0	0	0	0	1	0	0	0	1	.000	0	0	0	0	0
TOTAL	**0.00**	**0**	**0**	**1**	**0**	**0**	**0**	**0**	**0**	**0.1**	**0**	**0**	**0**	**0**	**1**	**0**	**0**	**0**	**1**	**.000**	**0**	**0**	**0**	**0**	**0**

RETURNERS

MICAH CARPENTER

Senior ○ RHP
5-11 ○ 193 ○ R/R
Jefferson, Ga. (Jefferson)

40

CAREER HIGHS

Innings: 3.2 vs Virginia (May 19, 2017)
Walks: 5 vs. Mercer (April 19, 2016)
Strikeouts: 4, twice - last at Virginia Tech (April 21, 2017)
Batters Faced: 17 vs. Virginia (May 19, 2017)

Honors & Awards

2017-18 ACC Academic Honor Roll
2017 All-ACC Academic Team
2016-17 ACC Academic Honor Roll
2015-16 ACC Academic Honor Roll

2018 (Junior)

Had off-season surgery on his collarbone … Missed most of the month of March due to the injury … Made 12 appearances out of the Tech bullpen on the year … Posted a 1-1 record with a 3.94 ERA on the season … Totaled 16.0 innings on the mound … Struck out eight batters for the year … Held opponents to a .268 batting average on the season … Threw one inning of relief in the Jackets' shutout of Arkansas-Pine Bluff (Feb. 27) … Earned the win in Tech's extra-inning walk-off win over Radford (May 5), throwing 2.0-scoreless innings … Pitched a season-high 3.0 innings versus No. 15 Georgia at SunTrust Park (May 8) … Registered a season-high two strikeouts three times – versus No. 20 Georgia (April 25), against Radford (May 5) and against then-No. 15 Georgia (May 8) … Tallied a scoreless inning of work on the mound in relief versus Arkansas-Pine Bluff (Feb. 27), versus Georgia State (April 11), at Pittsburgh (April 14), at No. 8 North Carolina (April 22) and against No. 20 Georgia (April 25) … Also threw 1.2-scorless innings against Wake Forest (April 29).

2017 (Sophomore)

Pitched in 24 games out of the bullpen for the Jackets on the season … Posted a team-low 2.56 ERA over 31.2 innings of relief work … Struck out 28 batters … Held opponents to a .244 batting average on the year … Went 0-3 on the season … Recorded a season-high four strikeouts in the second game of the doubleheader at Virginia Tech (April 21) … Threw a season-high 3.2 innings out of the bullpen in game two versus No. 8 Virginia (May 19) … Did not allow a run over his first five appearances – 1.2 innings versus Western Michigan (Feb. 19), a scoreless inning at Georgia Southern (Feb. 21), 2.0 innings against Youngstown State (Feb. 25) and a combined 2.2 innings in two outings versus Belmont (Mar. 4 & 5) … Worked 0.2 scoreless innings at Wake Forest (Mar. 25) and at home versus No. 2 Louisville (April 14) … Posted one scoreless inning of relief work at Mercer (Mar. 28), versus No. 5 Clemson (April 2), at Georgia (April 11), at Georgia State (April 19) and at home versus UGA (April 25) … Struck out four in 3.1 scoreless innings out of the bullpen at Virginia Tech (April 21) … Also pitched 3.2 scoreless innings at home against No. 8 Virginia (May 19) … Allowed one unearned run and one hit in an inning of work out of the bullpen versus No. 12 Wake Forest (May 25) at the 2017 ACC Baseball Championship … Earned a spot on the 2017 all-ACC academic team.

2016 (Freshman)

Appeared 21 times, making one start as a rookie for the Yellow Jackets … Was 2-0 with a 7.52 ERA in 26.1 innings on the season … Made his collegiate debut on Feb. 21 vs. VCU, allowing one hit in a scoreless inning … Struck out a season-high four batters in 2.0 scoreless innings at Georgia Southern on Feb. 24 … Earned his first career win on March 20 vs. Virginia Tech after striking out three batters in 2.0 scoreless innings … Posted his second win of the season on April 1 vs. Duke, pitching a scoreless frame … Made his first career start on April 19 vs. Mercer, allowing four runs on four hits and five walks in 2.1 innings … Made his postseason debut on May 25 vs. Miami at the ACC Championship Tournament, giving up one run on two hits in 1.0 inning … Pitched a scoreless inning of relief on June 5 at Florida at the NCAA Gainesville Regional.

Before Tech

Four-year letterwinner at Jefferson High School under head coach Tommy Knight … Led his team to a 28-8 record and the 2015 GHSA 8-AAA state title game his senior year, posting a 1.52 ERA with 78 strikeouts … Received first-team all-Rrgion 8-AAA honors and was named the 2015 Co-Baseball Player of the Year by Athens Banner-Herald … Was a starting cornerback on Jefferson's 2012 state championship football team.

Personal

Full name is Justin Micah Carpenter, but goes by Micah … Born Aug. 2, 1996 in Hull, Ga. … Son of Jim and Lisa Carpenter … Has two siblings, MacLean and Mackenzie … Chose to attend Tech because of the great education, the baseball program and its proximity to home … Majoring in business administration.

CAREER STATISTICS // ALL GAMES

Year	ERA	W	L	App	GS	CG	SHO	CBO	SV	IP	H	R	ER	BB	SO	2B	3B	HR	BF	B/Avg	WP	HBP	BK	SFA	SHA
2016	7.52	2	0	21	1	0	0	0	0	26.1	36	26	22	20	25	9	1	3	133	.330	3	0	0	1	3
2017	2.56	0	3	24	0	0	0	1	0	31.2	30	11	9	15	28	5	2	3	144	.244	7	3	0	1	2
2018	3.94	1	1	12	0	0	0	1	0	16.0	15	8	7	5	8	3	0	2	67	.268	1	2	0	1	3
TOTAL	**4.62**	**3**	**4**	**57**	**1**	**0**	**0**	**2**	**0**	**74.0**	**81**	**45**	**38**	**40**	**61**	**17**	**3**	**8**	**344**	**.281**	**11**	**5**	**0**	**3**	**8**

CAREER STATISTICS // CONFERENCE GAMES

Year	ERA	W	L	App	GS	CG	SHO	CBO	SV	IP	H	R	ER	BB	SO	2B	3B	HR	BF	B/Avg	WP	HBP	BK	SFA	SHA
2016	10.32	2	0	9	0	0	0	0	0	11.1	22	17	13	8	11	5	0	1	64	.400	1	0	0	0	1
2017	4.11	0	0	11	0	0	0	0	0	15.1	17	7	7	10	14	3	1	2	75	.279	5	2	0	1	1
2018	8.59	0	1	6	0	0	0	0	0	7.1	12	7	7	2	2	3	0	2	35	.400	1	1	0	0	2
TOTAL	**7.15**	**2**	**1**	**26**	**0**	**0**	**0**	**0**	**0**	**34.0**	**51**	**31**	**27**	**20**	**27**	**11**	**1**	**5**	**174**	**.349**	**7**	**3**	**0**	**1**	**4**

RETURNERS

HUGH CHAPMAN

Sophomore • RHP
6-3 • 223 • R/R
Smyrna, Ga. (Holy Innocents' Episcopal)

15

CAREER HIGHS

Innings: 4.0 at Georgia State (March 7, 2018)
Strikeouts: 4 at Georgia State (March 7, 2018)
Walks: 3 at Georgia State (March 7, 2018)
Batters Faced: 19 at Georgia State (March 7, 2018)

Honors & Awards

2017-18 ACC Academic Honor Roll

2018 (Freshman)

Appeared in 12 games on the mound for the Jackets, making three starts … Went 0-1 on the season with a 9.60 ERA … Struck out 14 batters over 15.0 innings of work … Made his collegiate debut with the start in game two of the doubleheader with Dartmouth (Feb. 24) … Pitched a scoreless inning in the Jackets' shutout win over Illinois-Chicago (March 2) … Also had a scoreless inning versus Virginia Tech (March 17) and against No. 10 Duke (May 18) … Threw 2.0-scoreless innings versus Mercer (March 21) … Pitched a season-high 4.0-complete innings at Georgia State (March 7) … Also registered a season-high four strikeouts in the road start against the Panthers (March 7).

Before Tech

A two-sport standout athlete at Holy Innocents' Episcopal School … Lettered for four years in baseball and was a senior captain for head coach DC Aiken … Also lettered for two years on the basketball team for Terry Kelly … Rated as high as No. 2 in the state of Georgia and No. 156 nationally among right-handed pitchers by Perfect Game … Also ranked as high as No. 41 overall in the state of Georgia for the class of 2017 by PG … A 2017 Rawlings-Perfect Game honorable mention all-American … Named to the 2017 southeast all-region second-team by Perfect Game … A 2016 Perfect Game underclassmen high honorable mention all-American his junior year … Named to the Georgia Dugout Preview Magazine Class A Private all-state first team his senior year … A two-time all-region honoree in 2017 and 2016 … Was awarded the Holy Innocents' Episcopal School Cy Young Award in 2017 … Helped to lead his high school team to a 2017 regional championship title his senior year .. Threw two no-hitters over his senior season … Also combined to record a perfect game with his brother when he was a sophomore in 2015 … A member of the 6-4-3 Cougars summer league team … Helped lead 6-4-3 to a record of 68-4 during the 2016 summer baseball season … Was part of five championships with the 6-4-3 Cougars, winning the 2016 17U PG Super25 National Championship, the 2015 15U Super25, the 2016 18U PG Evoshield Classic, the 2016 17U PG Evoshield Classic and the 2016 17U Perfect Game-East Cobb Invitational … Was named to a number of all-tournament teams with the Cougars, most notably the 2016 17U Perfect Game-East Cobb Invitational all-tournament team, the 2016 17U WWBA Qualifier all-tournament team, the 2016 17U PG Evoshield Classic all-tournament team, the 2015 16U Perfect Game World Series all-tournament team and the 2015 16U WWBA National Championship all-tournament team … A member of the National Honor Society, the French Honor Society, the History Honor Society and the Math Honor Society … Was also a member of the Dean's List from 2014-17 … Served as the FCA President his senior year.

Personal

Full name is Hugh Bryant Chapman … Born on May 1, 1999 in Atlanta, Ga. … Son of Joe "Chappy" and Ashley Chapman … Has an older brother named Joe … Uncle, Norman Chapman, played golf at Clemson and on the amateur tour … Cousin, Thomas Young, played basketball at The Citadel … Enjoys spending time on the lake, playing golf and basketball, hanging out with friends and listening to music … Chose Tech because it was a dream to come to a school like GT and play in the ACC, the opportunity to get an incredible degree and its proximity to his home … Plans to major in business administration.

CAREER STATISTICS // ALL GAMES

Year	ERA	W	L	App	GS	CG	SHO	CBO	SV	IP	H	R	ER	BB	SO	2B	3B	HR	BF	B/Avg	WP	HBP	BK	SFA	SHA
2018	9.60	0	1	12	3	0	0	1	0	15.0	24	17	16	12	14	5	1	1	85	.364	1	4	0	2	1
TOTAL	**9.60**	**0**	**1**	**12**	**3**	**0**	**0**	**1**	**0**	**15.0**	**24**	**17**	**16**	**12**	**14**	**5**	**1**	**1**	**85**	**.364**	**1**	**4**	**0**	**2**	**1**

CAREER STATISTICS // CONFERENCE GAMES

Year	ERA	W	L	App	GS	CG	SHO	CBO	SV	IP	H	R	ER	BB	SO	2B	3B	HR	BF	B/Avg	WP	HBP	BK	SFA	SHA
2018	0.00	0	0	3	0	0	0	0	0	2.1	1	0	0	1	2	0	0	0	11	.143	1	2	0	1	0
TOTAL	**0.00**	**0**	**0**	**3**	**0**	**0**	**0**	**0**	**0**	**2.1**	**1**	**0**	**0**	**1**	**2**	**0**	**0**	**0**	**11**	**.143**	**1**	**2**	**0**	**1**	**0**

RETURNERS

XZAVION CURRY

Junior • RHP/SS
5-10 • 189 • R/R
Atlanta, Ga. (Mays)

1

CAREER HIGHS

Hits: 2 vs. Louisville (April 15, 2017)
RBI: 2 vs. Louisville (April 15, 2017)

Innings: 9.0 vs. Wake Forest (April 27, 2018)
Strikeouts: 12, twice - last vs. Wake Forest (April 27, 2018)
Walks: 5 vs. Clemson (March 31, 2017)
Batters Faced: 32 vs. Miami (March 30, 2018)

Honors & Awards
ACC Pitcher of the Week (April 30, 2018)
ACC Pitcher of the Week (April 2, 2018)

2018 (Sophomore)
Named ACC Pitcher of the Week on April 2 and April 30 … Made 15 starts on the season for the Jackets, tying the team-high … Went 8-4 overall with a 4.18 ERA on the season … His eight wins were tops on the team and tied for the ACC lead … One of only six pitchers in the ACC to throw a complete-game shutout … He was second on the team with 92.2 innings pitched … Was also second on the team with 101 strikeouts on the season … Held opponents to a .224 batting average on the season … Threw over 100 pitches in 10 of his 15 starts, including a season-high 118 pitches in the road win at No. 6 NC State (March 23) … Recorded a team-high eight quality starts on the season … Threw a complete-game two-hit shutout versus Wake Forest on April 27, striking out 12 batters in the win … Totaled double-digit strikeouts four times on the season – including a career-high of 12 twice versus Miami (March 30) and against Wake Forest (April 27) … Went 5.0-complete innings in the season-opening win over Minnesota (Feb. 16) … Pitched 7.0-scoreless innings in the home win over Dartmouth (Feb. 23) … Also threw 6.0-scoreless innings in the shutout over Illinois-Chicago (March 2) … Earned the win in his start against Virginia Tech (March 16) and struck out 11 batters over 7.0 innings in the road win at No. 6 NC State (March 23) … Allowed just one run and struck out 12 over 8.0 innings in the home win over Miami (March 30) …Went the distance, striking out 12 and not allowing a runner past second base in the two-hit complete-game shutout versus Wake Forest (April 27) … Also earned the win with 10 strikeouts over 6.0 innings versus No. 10 Duke (May 17) … Pitched well at No. 6 Clemson (March 9), allowing just two runs on three hits over 5.0 innings, but did not factor in the decision … Also got a no-decision at Pittsburgh (April 13), despite allowing just three runs over 6.0 innings, and versus Radford (May 4) where he surrendered three runs on four hits over 7.0 innings of work … Went 7.0-complete innings, allowing two runs on three hits and eight strikeouts versus Pittsburgh (May 22) in the first game of the ACC Championship, but did not factor in the decision.

2017 (Freshman)
Was the first true freshman to start opening-day for the Yellow Jackets on the mound since Kris Wilson in 1995 ... Made a team-high 15 starts on the mound for the Jackets and threw a team-high 82.2 innings ... Was tied for the team lead with six wins on the year ... Struck out a team-high 74 batters ... Had four quality starts on the season ... Went 6-4 with a 5.23 ERA ... Made his collegiate debut on opening day versus BYU on Feb. 17 ... Earned a win against BYU, striking out five over 5.0 scoreless innings in the 5-3 win (Feb. 17) ... Struck out five more batters over 5.0 innings in the 15-6 win over Youngstown State (Feb. 23) ... Threw 6.0 scoreless innings, striking out seven in the 12-3 home win over Belmont (Mar. 3) ... Pitched 4.0 innings in his ACC debut against Miami on Mar. 10 ... Surrendered just three runs and struck out five over 6.1 innings of work in a 13-3 win at Virginia Tech (April 21) ... Earned the win throwing a season-high 8.0 scoreless innings, while striking out six in Tech's 3-0 shutout win over UIC (April 28) ... Recorded the win in the 14-7 win over No. 8 Virginia (May 18), going 6.0 innings in the ACC victory ... Struck out a career-high eight batters over 6.0 innings in a 5-4 loss to No. 12 Wake Forest at the 2017 ACC Baseball Championship ... Also hit .500 (3-for-6) with three RBIs and a sacrifice bunt at the plate, registering an at bat in four games, including making one start at designated hitter ... Recorded his first career hit, an RBI single against Louisville on April 15.

Before Tech
Four-year letterwinner in baseball at Mays High School under head coach Reginald Austin ... Two-year team captain on the baseball team ... Tabbed a 2016 *Perfect Game*/Rawlings third team all-American ... Also named to the *Perfect Game* southeast all-region first team ... Ranked 149th overall nationally by *Perfect Game* in the 2016 recruiting class and 27th nationally at the shortstop position ... A 2015 *Perfect Game* underclass first team all-American and a 2014 *Perfect Game* underclass high honorable mention all-American ... Led his team to the 2016 Region AAAAA Baseball Championship his senior season ... Named to the Region AAAAA all-region team and the all-state team in 2016 ... A three-time Team MVP in 2014, 2015 and 2016 ... Threw five no-hitters in his high school career ... Holds the Mays school record in wins with 32 and in home runs with 25 ... Also played quarterback for two years for Mays ... Played summer baseball for the East Cobb Yankees ... Led the Yankees to the 2016 Connie Mack World Series Championship ... Was named the Connie Mack World Series MVP and won the Connie Mack World Series Gold Glove award.

Personal
Full name is Xzavion Rashan Curry ... Born on July 27, 1998 in Orangeburg, S.C. ... Son of Reginald Curry and Tinika Freeman ... Has three younger siblings in Jalen, Destiny and Chance ... Father, Reginald, played football at Clemson and South Carolina State ... Mother, Tinika, was a cheerleader at S.C. State ... Began playing baseball at the age of five ... Lists hitting a walk-off home run in the Connie Mack World Series as his most memorable athletic accomplishment ... Chose Tech because of the academics, the chance to play NCAA Division I baseball and the relationship with the Georgia Tech coaches ... Intends to major in business administration.

CAREER STATISTICS // ALL GAMES

Batting

Year	Avg	GP	GS	AB	R	H	2B	3B	HR	RBI	TB	SLG%	BB	HBP	SO	GDP	OB%	SF	SH	SB	ATT	PO	A	E	FLD%
2017	.500	4	1	6	0	3	0	0	0	3	3	.500	0	0	1	0	.500	0	1	0	0	2	7	2	.818
TOTAL	**.500**	**4**	**1**	**6**	**0**	**3**	**0**	**0**	**0**	**3**	**3**	**.500**	**0**	**0**	**1**	**0**	**.500**	**0**	**1**	**0**	**0**	**2**	**7**	**2**	**.818**

Pitching

Year	ERA	W	L	App	GS	CG	SHO	CBO	SV	IP	H	R	ER	BB	SO	2B	3B	HR	BF	B/Avg	WP	HBP	BK	SFA	SHA
2017	5.23	6	4	15	15	0	0	1	0	82.2	97	54	48	32	74	20	3	7	381	.293	7	7	0	7	4
2018	4.18	8	4	15	15	1	1	2	0	92.2	79	44	43	23	101	4	4	17	385	.224	2	7	1	1	1
TOTAL	**4.67**	**14**	**8**	**30**	**30**	**1**	**1**	**3**	**0**	**175.1**	**176**	**98**	**91**	**55**	**175**	**24**	**7**	**24**	**766**	**.257**	**9**	**14**	**1**	**8**	**5**

CAREER STATISTICS // CONFERENCE GAMES

Batting

Year	Avg	GP	GS	AB	R	H	2B	3B	HR	RBI	TB	SLG%	BB	HBP	SO	GDP	OB%	SF	SH	SB	ATT	PO	A	E	FLD%
2017	.400	3	1	5	0	2	0	0	0	2	2	.400	0	0	1	0	.400	0	1	0	0	2	5	2	.778
TOTAL	**.400**	**3**	**1**	**5**	**0**	**2**	**0**	**0**	**0**	**2**	**2**	**.400**	**0**	**0**	**1**	**0**	**.400**	**0**	**1**	**0**	**0**	**2**	**5**	**2**	**.778**

Pitching

Year	ERA	W	L	App	GS	CG	SHO	CBO	SV	IP	H	R	ER	BB	SO	2B	3B	HR	BF	B/Avg	WP	HBP	BK	SFA	SHA
2017	7.52	2	4	10	10	0	0	0	0	52.2	78	50	44	25	43	17	3	7	267	.344	7	4	0	7	4
2018	5.34	5	3	10	10	1	1	0	0	60.2	60	37	36	18	68	3	2	13	263	.250	2	4	1	1	0
TOTAL	**6.35**	**7**	**7**	**20**	**20**	**1**	**1**	**0**	**0**	**113.1**	**138**	**87**	**80**	**43**	**111**	**20**	**5**	**20**	**530**	**.296**	**9**	**8**	**1**	**8**	**4**

RETURNERS

TRISTIN ENGLISH

Redshirt Junior • RHP/1B
6-3 • 208 • R/R
Williamson, Ga. (Pike County)

11

Honors & Awards

2019 Perfect Game/Rawlings Preseason All-America First Team
2018 ABCA/Rawlings All-Region Second Team
2018 All-ACC First Team
2018 Perfect Game/Rawlings Midseason All-America First Team
2018 D1Baseball Midseason All-American
2016 Louisville Slugger Freshman All-American
2016 All-ACC First Team
2016 ACC All-Freshman Team
2016 NCAA Gainesville Regional All-Tournament Team

MLB Draft

Drafted in the 39th round by the Cleveland Indians (1174th overall) in 2015 but chose to attend Tech.

2018 (Redshirt Sophomore)

An ABCA/Rawlings Atlantic all-region second-team selection … Named to the all-ACC first team as a utility player … Played in and started 54 games for the Jackets on the season … Pitched in 16 games, making nine starts … Missed four games due to injury … Saw time at designated hitter, first base and on the mound … Hit .279 with 63 total hits … Recorded six home runs, a triple and a team-high 17 doubles … Drove in a team-high 60 RBIs, which ranked fifth in the ACC … Also scored 33 runs … Posted a .442 slugging percentage and a .324 on-base percentage on the season …Recorded a perfect 1.000 fielding percentage on the year … Totaled 19 multi-hit games and a team-high 16 multi-RBI games … Registered a season-high nine-game hitting streak on the year … Posted a season-high four hits twice – in game two of the doubleheader versus Dartmouth (Feb. 24) and against Virginia Tech (March 16) … Scored two runs seven times and drove in a career-high six RBIs in the series-opening win over Virginia Tech (March 16) … Hit .272 with 32 RBIs in the ACC play, which was tied for the league lead in conference only games … Went a combined 3-for-12 with a home run, three RBIs and four runs scored on opening weekend versus Minnesota (Feb. 16), Bradley (Feb. 17) and UConn (Feb. 18) … Was 8-for-14 with a home run, a triple, two doubles, six RBIs and five runs scored in the three-game series sweep of Dartmouth (Feb. 23-24) … Went 2-for-4 at the plate with an RBI and two runs scored in the shutout win over Arkansas-Pine Bluff (Feb. 27) … In the two wins over Illinois-Chicago (March 3-4), he went 3-for-7 with two doubles, an RBI and a run scored … Was 1-for-4 with a home run, a walk, four RBIs and two runs scored in the win at Georgia State … Went 4-for-9 with an RBI and run scored in the doubleheader at No. 6 Clemson (March 10) … Drove in two RBIs on two hits (2-for-5), one of which was a double, in the road loss at No. 13 Auburn (March 13) … Exploded to go 7-for-15 with a grand slam, a double, 10 RBIs and two runs scored in the three-game home series versus Virginia Tech (March 16-18) … Was 2-for-4 with a double, an RBI and run scored in the home win over No. 6 Auburn (March 20) … Recorded two hits (2-for-5) in the home loss to Mercer (March 21) … Went a combined 3-for-14 with a double, five RBIs and two runs scored in the three-game road series at No. 6 NC State (March 23-25) … Was 1-for-4 with an RBI and a run scored in the home victory over Georgia Southern (March 27) … Was 2-for-3 with a home run, a walk, three RBIs and a run scored in the series-opening win over Miami (March 30) … Was 1-for-3 with a walk, an RBI and a run scored in the series clinching win over No. 6 Florida State (April 8) … Was a combined 4-for-8 with a double, a walk and an RBI in the first two games of the three-game series at Pittsburgh (April 13-14) … Recorded two doubles (2-for-4), a walk, an RBI and two runs scored in the blowout win over Kennesaw State (April 18) … Went 3-for-9 with a double and three RBIs in the final two games of the three-game ACC road series at No. 8 North Carolina (April 21-22) … Went 4-for-12 with a double, five RBIs and two runs scored in the three-game weekend series sweep of Radford (May 4-6) … Was a combined 4-for-12 with three doubles, four RBIs and two runs scored in the three-game road series at Virginia (May 11-14) … Drove in two RBIs on a double in the win over SEMO (May 15) … Hit a home run and drove in three RBIs in the double-digit win over No. 10 Duke (May 18) … Pitched in 16 games on the season, making nine starts … Moved into the weekend starting rotation in mid-March … Went 2-4 with a 4.11 ERA … Recorded one save … Struck out 51 batters in 57.0 innings … Threw a season-high 6.0 innings three times … Struck out a season-high seven batters twice – versus Miami (April 1) and at Pittsburgh (May 15) … Recorded a pair of quality starts … Made his collegiate debut on the mound out of the bullpen versus Bradley (Feb. 17) … Earned his first career save with a scoreless ninth inning in the series-opening win over UIC (March 3) … Picked up the win over Miami (April 1), allowing one run on five hits and seven strikeouts over 6.0 innings – his first collegiate win … Also went 6.0 innings, giving up one run on eight hits and three strikeouts against No. 6 Florida State (April 8) … Threw 2.0-scoreless innings out of the bullpen in the win over Arkansas-Pine Bluff (Feb. 27) … Also threw 1.1-hitless innings at No. 13 Auburn (March 13) … Struck out all three batters he faced in the top of the ninth in the ACC Tournament game versus Pittsburgh (May 22) … Pitched 5.0-scoreless innings, allowing three hits and striking out five out of the bullpen versus North Carolina (May 25) at the ACC Tournament …Tabbed a Perfect Game/Rawlings and D1Baseball midseason all-American.

CAREER HIGHS

Hits: 4, three times - last vs. Duke (April 2, 2016)
Doubles: 2, six times
Triples: 1 vs. Dartmouth (Feb. 24, 2018)
Home runs: 2 at Clemson (April 23, 2016)
RBI: 6 at Virginia Tech (March 16, 2018)

Innings: 6.0, three times - last at North Carolina (April 22, 2018)
Strikeouts: 7, twice - last at Pittsburgh (April 15, 2018)
Walks: 3, twice - last at North Carolina (April 22, 2018)
Batters Faced: 26, twice - last at North Carolina (April 22, 2018)

2017 (Sophomore)

Missed the entire season due to Tommy John surgery in January 2017 … Received a medical hardship redshirt.

2016 (Freshman)

Played in 60 games, making 58 starts — including 52 starts at first base … One of three Jackets named all-ACC first team and one of two Jacket rookies named to the ACC all-freshman team … Selected to the NCAA Gainesville Regional all-tournament team as a designated hitter … Named a Louisville Slugger freshman all-American … Finished the season with a .315 average (tops among Tech freshmen) with a team leading 21 doubles, five home runs and 44 RBIs … His 21 doubles are a single-season record by a Georgia Tech freshman … Ranked second on the team behind Matt Gonzalez in both multi-hit games (22) and multi-RBI games (12) … Made his collegiate debut in the season opener as the starting first baseman vs. Purdue on Feb. 19 … Went 2-for-4 with two doubles in a win over VCU on Feb. 21 … Was 3-for-4 with a double in the ACC opener at No. 7 Florida State on March 11 … Credited with three RBIs on 2-for-4 hitting and two doubles vs. Virginia Tech on March 18 … Drove in a then career-high four RBIs at Kennesaw State on March 22 … Tallied two doubles on April 1 vs. Duke … Ripped a career-best four hits on April 2 vs. Duke, finishing 4-for-6 with an RBI … Went 3-for-4 with a double and an RBI in the series opener at Pitt on April 8 … Drove in three runs with a double at Pitt on April 10 … Crushed his first career home and went 3-for-4 with two RBIs in the series finale win over NC State on April 17 … Hit two home runs and drove in four runs overall in the 16-1 rout of No. 21 Clemson on April 23 … Played a crucial role in Tech's 10-inning win vs. Georgia at Turner Field on May 17 … Had two timely doubles and drove in two runs against the Bulldogs in the extra inning win … Hit a monster home run at the ACC Championship, going 3-for-5 with two RBIs vs. Boston College on May 24 … Drove in a career-high five RBIs with a home run in the NCAA Gainesville Regional elimination game vs. Bethune-Cookman on June 4 … Went 2-for-4 with two RBIs vs. UConn on June 5.

RETURNERS

Before Tech

Four-year letterwinner at Pike County High School under head coach Don Hanson … Led team to back-to-back region championships in 2013 and 2014 … Posted a 1.09 ERA and recorded 57 strikeouts over 32 innings his senior season … Named the 2015 GHSA Region 4-AAAA MVP after batting .632 with 45 RBIs … Named a first-team preseason all-American by Perfect Game USA in 2015.

Personal

Full name is Tristin Hall English … Born May 14, 1997 in Stockbridge, Ga. … Son of Justin and Stacey English … Has a younger sister, Makenzie … Lists participating in the 2014 Perfect Game All-American Classic at Petco Park as his favorite baseball memory … Majoring in business administration.

CAREER STATISTICS // ALL GAMES

Batting

Year	Avg	GP	GS	AB	R	H	2B	3B	HR	RBI	TB	SLG%	BB	HBP	SO	GDP	OB%	SF	SH	SB	ATT	PO	A	E	FLD%
2016	.315	60	58	222	35	70	21	0	5	44	106	.477	8	7	22	8	.351	5	2	0	0	450	38	6	.988
2017											--	DNP	--												
2018	.279	54	54	226	33	63	17	1	6	60	100	.442	8	8	50	8	.324	2	0	1	2	173	15	0	1.000
TOTAL	**.297**	**114**	**112**	**448**	**68**	**133**	**38**	**1**	**11**	**104**	**206**	**.460**	**16**	**15**	**72**	**16**	**.337**	**7**	**2**	**1**	**2**	**623**	**53**	**6**	**.991**

Pitching

Year	ERA	W	L	App	GS	CG	SHO	CBO	SV	IP	H	R	ER	BB	SO	2B	3B	HR	BF	B/Avg	WP	HBP	BK	SFA	SHA
2018	4.11	2	4	16	9	0	0	1	1	57.0	68	27	26	13	51	7	1	6	250	.300	3	5	1	4	1
TOTAL	**4.11**	**2**	**4**	**16**	**9**	**0**	**0**	**1**	**1**	**57.0**	**68**	**27**	**26**	**13**	**51**	**7**	**1**	**6**	**250**	**.300**	**3**	**5**	**1**	**4**	**1**

CAREER STATISTICS // CONFERENCE GAMES

Batting

Year	Avg	GP	GS	AB	R	H	2B	3B	HR	RBI	TB	SLG%	BB	HBP	SO	GDP	OB%	SF	SH	SB	ATT	PO	A	E	FLD%
2016	.368	29	28	106	19	39	12	0	3	19	60	.566	4	6	10	4	.415	2	1	0	0	238	17	5	.981
2017											--	DNP	--												
2018	.272	28	28	114	12	31	7	0	3	32	47	.412	6	4	27	3	.331	0	0	1	2	58	5	0	1.000
TOTAL	**.318**	**57**	**56**	**220**	**31**	**70**	**19**	**0**	**6**	**51**	**107**	**.486**	**10**	**10**	**37**	**7**	**.372**	**2**	**1**	**1**	**2**	**296**	**22**	**5**	**.985**

Pitching

Year	ERA	W	L	App	GS	CG	SHO	CBO	SV	IP	H	R	ER	BB	SO	2B	3B	HR	BF	B/Avg	WP	HBP	BK	SFA	SHA
2018	4.72	2	3	9	8	0	0	0	0	40.0	53	22	21	12	33	4	1	5	182	.323	1	3	1	3	0
TOTAL	**4.72**	**2**	**3**	**9**	**8**	**0**	**0**	**0**	**0**	**40.0**	**53**	**22**	**21**	**12**	**33**	**4**	**1**	**5**	**182**	**.323**	**1**	**3**	**1**	**3**	**0**

RETURNERS

KEYTON GIBSON

Senior • RHP
6-2 • 209 • R/R
Buford, Ga. (Buford)

37

CAREER HIGHS

Innings: 7.0 at UIC (April 28, 2017)
Strikeouts: 7 vs. Savannah State (May 10, 2016)
Walks: 6 vs. Duke (March 3, 2016)
Batters Faced: 26 at UIC (March 28, 2017)

Honors & Awards

2017-18 ACC Academic Honor Roll
2016-17 ACC Academic Honor Roll
2015-16 ACC Academic Honor Roll

2017 (Sophomore)

Made 13 appearances on the mound for the Jackets, starting eight contests … His eight starts were tied for the third-most on the team … Went 2-3 overall … Threw 36.2 innings … Struck out 23 batters … Held opponents to a .266 batting average on the season … Threw a career-long 7.0 innings in a no-decision at UIC (April 28) … Registered a season-high five strikeouts versus Pittsburgh (May 7) … Earned the win allowing one run on just two hits, while striking out three in a start versus Western Michigan (Feb. 19) … Also picked up a win, surrendering just one earned run on five hits and five strikeouts in a start versus Pitt (May 7) … Held UIC (April 28) scoreless over 7.0 innings for a quality start in a 1-0 loss to the Flames … Also went 5.1 innings in a start at Duke (May 13) … Threw one scoreless inning out of the bullpen at Miami (Mar. 12) and versus No. 5 Clemson (April 2) … Also struck out two in a shutout inning of relief work in the win at Georgia State (May 19) … Allowed just one run on four hits over 4.0 innings out of the bullpen in the game at Georgia (April 11) … Also made starts versus Youngstown State (Feb. 26), against Belmont (Mar. 5), at Virginia Tech (April 22) and versus No. 8 Virginia (May 19).

2016 (Freshman)

Appeared 20 times with five starts as a rookie ... Posted a 3-2 record with a 4.40 ERA in 43.0 innings ... As a reliever, he posted a 3.00 ERA over 27.0 innings and 14 appearances ... Made his collegiate debut on Feb. 20 vs. Western Michigan, pitching a perfect inning of relief ... Pitched 2.0 innings of scoreless relief and was credited with the win on Feb. 24 in a 16-inning marathon win at Georgia Southern ... Made his first career start on Feb. 27 vs. UMBC, allowing one run on three hits in 3.0 innings ... His second start was on March 5 vs. Western Carolina, allowing two runs on five hits in 2.0 innings ... Recorded his second win of the year on March 19 vs. Virginia Tech where he was touched for one hit in 3.2 scoreless innings ... Struck out a career-high seven batters en route to the win on May 10 vs. Savannah State ... Gave up three runs on five hits in a career-best 5.0 innings of work versus the SSU Tigers ... Made three postseason appearances ... Went 3.1 innings on May 26 vs. Florida State in his postseason debut at the ACC Championship Tournament.

Before Tech

Four-year letterwinner at Buford High School under head coach Tony Wolfe ... Posted an 8-1 record on the mound with 78 strikeouts and a 0.55 ERA to help his team claim the 2015 GHSA AA state title ... Named to the Louisville Slugger all-America second team in 2015 ... Named to the 2015 Connie Mack World Series all-tournament team ... Also a three-year letterwinner as a power forward on Buford's basketball team under head coach Allen Whitehart ... A member of the honor roll all four years at Buford.

Personal

Full name is Keyton Burnette Gibson ... Born July 18, 1996 in Lawrenceville, Ga. ... Son of Ken and Kim Gibson ... Has five siblings - Kyle, Kelly, Kayne, Abby and Triston ... Cousin, Chase Burnette played baseball at Tech from 2008-10 ... Majoring in business administration.

CAREER STATISTICS // ALL GAMES

Year	ERA	W	L	App	GS	CG	SHO	CBO	SV	IP	H	R	ER	BB	SO	2B	3B	HR	BF	B/Avg	WP	HBP	BK	SFA	SHA
2016	4.40	3	2	20	5	0	0	1	0	43.0	44	23	21	31	27	6	0	2	198	.277	6	5	1	1	2
2017	8.10	2	3	13	8	0	0	1	0	36.2	37	35	33	22	23	3	1	5	170	.266	6	7	0	1	1
2018	5.94	2	1	12	1	0	0	0	0	16.2	16	14	11	12	12	3	0	1	81	.254	4	5	0	1	0
TOTAL	**6.07**	**7**	**6**	**45**	**14**	**0**	**0**	**2**	**0**	**96.1**	**97**	**72**	**65**	**65**	**62**	**12**	**1**	**8**	**449**	**.269**	**16**	**17**	**1**	**3**	**3**

CAREER STATISTICS // CONFERENCE GAMES

Year	ERA	W	L	App	GS	CG	SHO	CBO	SV	IP	H	R	ER	BB	SO	2B	3B	HR	BF	B/Avg	WP	HBP	BK	SFA	SHA
2016	3.57	1	2	9	2	0	0	0	0	17.2	14	7	7	15	11	0	0	1	79	.233	2	2	1	0	2
2017	10.38	1	1	7	4	0	0	0	0	17.1	19	22	20	16	13	3	0	1	87	.292	4	5	0	0	1
2018	15.75	0	0	4	0	0	0	0	0	4.0	6	8	7	6	4	0	0	0	26	.353	0	2	0	1	0
TOTAL	**7.85**	**2**	**3**	**20**	**6**	**0**	**0**	**0**	**0**	**39.0**	**39**	**37**	**34**	**37**	**28**	**3**	**0**	**2**	**192**	**.275**	**6**	**9**	**1**	**1**	**3**

RETURNERS

MICHAEL GULDBERG

Sophomore • INF/OF
6-0 • 172 • R/R
Marietta, Ga. (Walton)

6

CAREER HIGHS

Hits: 2, three times - last vs. Miami (March 30, 2018)
Doubles: 1, twice - last vs. Miami (March 30, 2018)
Home Runs: 1, twice - last vs. Auburn (March 20, 2018)
RBI: 3, twice - last vs. Auburn (March 20, 2018)

Honors & Awards

2017-18 ACC Academic Honor Roll

2018 (Freshman)

Played in 28 games, making 10 starts as a true freshman before being hampered by a shoulder injury … Saw time in the outfield and at second base … Hit .368 with two home runs, two doubles, nine RBIs and 12 runs scored … Was among the leaders on the team with a .579 slugging percentage and a .510 on-base percentage … Hit .400 over 16 ACC games on the year … Made his collegiate debut on opening weekend versus Bradley (Feb. 17) … Picked up his first career hit, a three-run home run, in his first career at-bat in the Friday night win over Dartmouth (Feb. 23) … Registered his first career start the following day versus Dartmouth (Feb. 24), going 1-for-3 with a run scored .. Recorded a season-high two base hits in home wins versus No. 6 Auburn (March 20), Miami (March 30) and No. 6 Florida State (April 7) … Went 2-for-4 with a three-run home run in the home win over No. 6 Auburn (March 20) … Was 1-for-3 in the shutout win over Arkansas-Pine Bluff (Feb. 27) … Went 1-for-2 with a run scored in the Saturday win against Virginia Tech (March 17) … Was 1-for-4 with a run scored in a start at No. 6 NC State (March 25) … Picked up a pinch-hit RBI single in the lone loss to No. 6 Florida State (April 6) … Was 1-for-2 with a double, a walk, an RBI and a run scored in the extra-inning loss at No. 8 North Carolina (April 21).

Before Tech

A four-year letter award winner on the baseball team at Walton High School for head coach Shane Amos … Ranked as high as the No. 11 shortstop prospect and the No. 62 overall player in the state of Georgia byPerfect Game for the class of 2017 … Named a 2017 Rawlings-Perfect Game honorable mention all-American as a senior … Was also a PG southeast all-region second team selection in 2017 … Tabbed a 2016 Under Armor preseason all-American … Went on to be named a 2016 Perfect Game underclassmen high honorable mention all-American … A three-time all-region first team selection in 2015, 2016 and 2017 … Named to the Georgia Dugout Club Preview Magazine AAAAAAA all-state second team in 2017 … Recognized as a 2016 all-NHSI honorable mention at the National High School Invitational event … Guided Walton to Region AAAAAAA championships in 2017 and 2015 … Also helped lead his Walton High School team two a sweep of Pope to win the Georgia High School Association Class AAAAAA state championship title and a 32-4 overall record in 2016 as a junior … A member of the East Cobb Yankees for three summers … Was a key part in the Yankees winning the 2015 15U Perfect Game-East Cobb Invitational and the 2014 14U Perfect Game-East Cobb Invitational … Named to a number of all-tournament teams such as the 2016 WWBA National Qualifier all-tournament team, the 2016 18U WWBA National Championship all-tournament team, the 2016 18U Memorial Day at LakePoint all-tournament team, the 2015 WWBA National Qualifier all-tournament team, the 2015 15U WWBA National Championship all-tournament team and the 2015 16U Perfect Game-East Cobb Invitational all-tournament team … A member of the National Honor Society … Also took part in the Chick-fil-A Leadership Academy … Posted a 4.48 grade point average in high school and graduated with honors.

Personal

Full name is Michael Erling Guldberg … Born on June 22, 1999 in Marietta, Ga. … Son of Bob and Tina Guldberg … Has an older sister named Sophia, who is also a student at Tech … Father, Bob, is a Professor of Biomedical Engineering at Georgia Tech … Mother, Tina, is an engineer at Georgia Tech … Enjoys fishing, hunting and indoor rock climbing … Chose Tech because of the great academics, its baseball history and the great coaches and people … Plans to major in industrial engineering.

CAREER STATISTICS // ALL GAMES

Year	Avg	GP	GS	AB	R	H	2B	3B	HR	RBI	TB	SLG%	BB	HBP	SO	GDP	OB%	SF	SH	SB	ATT	PO	A	E	FLD%
2018	.368	28	10	38	12	14	2	0	2	9	22	.579	8	3	6	0	.510	0	1	1	1	26	1	1	.964
TOTAL	**.368**	**28**	**10**	**38**	**12**	**14**	**2**	**0**	**2**	**9**	**22**	**.579**	**8**	**3**	**6**	**0**	**.510**	**0**	**1**	**1**	**1**	**26**	**1**	**1**	**.964**

CAREER STATISTICS // CONFERENCE GAMES

Year	Avg	GP	GS	AB	R	H	2B	3B	HR	RBI	TB	SLG%	BB	HBP	SO	GDP	OB%	SF	SH	SB	ATT	PO	A	E	FLD%
2018	.400	16	5	20	7	8	2	0	0	3	10	.500	2	2	5	0	.500	0	1	0	0	11	0	1	.917
TOTAL	**.400**	**16**	**5**	**20**	**7**	**8**	**2**	**0**	**0**	**3**	**10**	**.500**	**2**	**2**	**5**	**0**	**.500**	**0**	**1**	**0**	**0**	**11**	**0**	**1**	**.917**

RETURNERS

CARTER HALL

Redshirt Junior ○ OF/INF
6-0 ○ 181 ○ R/R
Alpharetta, Ga. (Wesleyan School)

2

Honors & Awards

2016-17 ACC Academic Honor Roll
2015-16 ACC Academic Honor Roll

MLB Draft

Drafted in the 34th round by the Atlanta Braves (1020th overall) in 2015 but chose to attend Tech.

2018 (Redshirt Sophomore)

Missed most of the season due to injuries … Played in and started six games in the outfield for the Jackets … Hit .300 with two home runs, a double, six RBIs and three runs scored … Posted a .650 slugging percentage and a .318 on-base percentage in limited action … Had a season-high four-game hitting streak … Drove in a career-high three RBIs twice – versus Illinois-Chicago (March 2) and at Georgia State (March 27) … Went 2-for-2 with a home run, a double, three RBIs and two runs scored in the road win at Georgia State (March 27) … Also had a three-run home run in the Friday night win over UIC (March 2) … Went 1-for-2 in the Saturday afternoon win against the Flames (March 3) and 1-for-4 in the Sunday series versus Illinois-Chicago (March 4) … Picked up a single in game one of the doubleheader at No. 6 Clemson (March 10).

2017 (Sophomore)

Missed the majority of the season due to injuries … Received a medical hardship redshirt … Played in eight games, starting four contests in center field … Hit .308 (4-for-13) with one home run, two RBIs and five runs scored … Posted a .538 slugging percentage and a .438 on-base percentage … Hit a two-run home run and registered two RBIs versus No. 16 Auburn (Mar. 21) … Went 2-for-3 with a walk and a stolen base in the 7-6 extra-inning win at Wake Forest (Mar. 24) … Also was 1-for-4 with a run scored versus the Demon Deacons (Mar. 25).

2016 (Freshman)

Appeared in 21 games and made 13 starts as a freshman ... Hit .294 with four doubles, one home run and five RBIs ... Scored the first run in Tech's win over UMBC on Feb. 28 ... Scored his first collegiate run after a walk against UMBC on Feb. 28 to help lead the Yellow Jackets to a 6-1 win ... Earned his first collegiate hit and RBI against Western Carolina on March 6 ... Recorded his first career home run on April 23 in a win at Clemson ... Missed most of the season's last month with an injury ... Wore jersey No. 1 on the season.

CAREER HIGHS

Hits: 2, five times
Runs: 2 vs. Coastal Carolina (April 30, 2016)
RBI: 3, twice - last at Georgia State (March 7, 2018)
Home Runs: 1, four times
Doubles: 1, five times
Triples: --
Stolen Bases: 1, four times - last at Wake Forest (March 24, 2017)

Before Tech

Four-year letterwinner at Wesleyan School under head coach Brian Krehmeyer ... Helped Wesleyan claim the state title after he went 3-for-4 with two home runs, a double and four RBIs in the decisive game of the 2015 GHSA AA State Championship ... Batted .360 over his high school career with 68 RBIs, 42 stolen bases and a school-record six triples ... Listed as a 2015 NCSAA All-American ... Two-year letterwinner as the point guard on the basketball team under head coach Ryan Hodges ... A member of the Dean's List every semester of high school.

Personal

Full name is Carter Daniel Hall ... Born Sept. 9, 1996, in Alpharetta, Ga. ... Son of Danny and Kara Hall ... Has a younger brother, Colin, who is also on the baseball team ... Chose to attend Tech because of the elite baseball program, strong academics and opportunity to play for his dad ... Majoring in business administration.

CAREER STATISTICS // ALL GAMES

Year	Avg	GP	GS	AB	R	H	2B	3B	HR	RBI	TB	SLG%	BB	HBP	SO	GDP	OB%	SF	SH	SB	ATT	PO	A	E	FLD%
2016	.294	21	13	51	11	15	4	0	1	5	22	.431	9	0	11	0	.400	0	1	3	4	25	10	0	1.000
2017	.308	8	4	13	5	4	0	0	1	2	7	.538	2	1	3	0	.438	0	3	1	2	9	0	0	1.000
2018	.300	6	6	20	3	6	1	0	2	6	13	.650	1	0	6	0	.318	1	2	0	1	11	0	0	1.000
TOTAL	**.298**	**35**	**23**	**84**	**19**	**25**	**5**	**0**	**4**	**13**	**42**	**.500**	**12**	**1**	**20**	**0**	**.388**	**1**	**6**	**4**	**7**	**45**	**10**	**0**	**1.000**

CAREER STATISTICS // CONFERENCE GAMES

Year	Avg	GP	GS	AB	R	H	2B	3B	HR	RBI	TB	SLG%	BB	HBP	SO	GDP	OB%	SF	SH	SB	ATT	PO	A	E	FLD%
2016	.100	8	5	20	3	2	1	0	1	2	6	.300	4	0	8	0	.250	0	0	1	1	13	3	0	1.000
2017	.333	5	3	9	2	3	0	0	0	0	3	.333	1	1	2	0	.455	0	3	1	2	6	0	0	1.000
2018	.125	2	2	8	0	1	0	0	0	0	1	.125	0	0	4	0	.125	0	1	0	0	3	0	0	1.000
TOTAL	**.162**	**15**	**10**	**37**	**5**	**6**	**1**	**0**	**1**	**2**	**10**	**.270**	**5**	**1**	**14**	**0**	**.279**	**0**	**4**	**2**	**3**	**22**	**3**	**0**	**1.000**

RETURNERS

COLIN HALL

Sophomore ○ OF
5-11 ○ 181 ○ L/R
Alpharetta, Ga.
(Wesleyan School)

5

MLB Draft

Drafted in the 39th round by the Colorado Rockies (1116th overall) in 2017 but chose to attend Tech.

2018 (Freshman)

Played in 56 games, making 51 starts in the outfield for the Yellow Jackets as a true freshman … Hit .283 with two home runs, a triple, nine doubles, 24 RBIs and 21 runs scored … Posted a .375 slugging percentage and a .357 on-base percentage on the season … Recorded a team-high five outfield assists on the year … Totaled 15 multi-hit games and five multi-RBI games on the season … Posted a season-high eight-game hitting streak on the year … Closed out the season reaching base safely in 20-straight games … Made his Yellow Jacket debut off the bench in the season-opening win over Minnesota (Feb. 16) … Made his first start the next day versus Bradley (Feb. 17) … Picked up his first career hit in the road win at Georgia Southern (Feb. 20) … Registered a season-high three base hits twice – in the road win at No. 6 NC State (March 23) and in the home victory over Wake Forest (April 27) … Scored a season-high three runs and drove in a season-high three RBIs in the 20-5 home win over No. 10 Duke (May 18) … Went 1-for-2 with a triple, walk and RBI in the road win at Georgia Southern (Feb. 20) … Was 2-for-3 with a double, a walk and two RBIs in game one of the doubleheader sweep of Dartmouth (Feb. 24) … Went a combined 2-for-4 with two RBIs in two games versus UIC (March 3-4) … Was 1-for-2 with an RBI in the road win at Georgia State (March 7) … Was a combined 4-for-9 with a run scored in the three-game ACC series at No. 6 Clemson (March 10-11) … Went 1-for-3 with a walk, an RBI and a run scored in the loss at No. 13 Auburn (March 20) … Had six hits, three RBIs and two runs scored in three road games at No. 6 NC State (March 23-25) … Was key in the Jackets' sweep of Miami (April 1) going 2-for-4 with a double and a run scored in the series finale … Went 1-for-2 with a double, RBI and a run scored in the Sunday win over No. 6 Florida State (April 8) … Scored two runs and had two hits in the double-digit win at home over Kennesaw State (April 18) … Over a four-game stretch at No. 8 North Carolina (April 22), versus No. 20 Georgia and two games at home against Wake Forest (April 27-28), he went 8-for-15 with a home run, two doubles, four RBIs and three runs scored … Went 4-for-12 with two walks and two runs scored in the series sweep over Radford (April 4-6) … Had an RBI and a single in the Jackets' loss to No. 15 Georgia at SunTrust Park … Closed out the regular season going 4-for-12 with a home run, a double, a walk, three RBIs and five runs scored in the series win over No. 10 Duke (May 17-19) … Recorded a single in both ACC Championship pool play games versus Pittsburgh (May 22) and against North Carolina (May 25).

Before Tech

Drafted in the 2017 MLB First-Year Player Draft in the 39th round by the Colorado Rockies … Lettered for four years in baseball at Wesleyan School under head coach Brian Krehmeyer … Was a two-year team captain … Ranked as high as No. 10 in the outfield and No. 22 overall by Perfect Game for the class of 2017 in the state of Georgia … Also ranked as high as No. 46 in the outfield and No. 199 overall nationally by Perfect Game for the class of 2017 … Recognized as a 2017 Rawlings-Perfect Game honorable mention all-American … Also named to the southeast all-region first team by PG in 2017 … Named a 2016 Perfect Game underclassmen first team all-American as a junior and a 2015 Perfect Game underclassmen high honorable mention selection as a sophomore … A two-time Georgia Dugout Class A Private first team all-state selection … Two-time Gwinnett Daily Post all-county first team honoree … Ranks first all-time in Wesleyan School history in doubles and second all-time in total hits … Helped to lead his Wesleyan School team to the state championship title in 2015 … Participated in both the 2016 National Showcase and the 2015 National Junior Showcase events where he was ranked in the top-10 in outfielder throwing velocity and time to impact … Earned a PG Grade 10 overall … Played for the East Cobb Yankees … Named the tournament MVP at the 2015 16U BCS Finals … Also earned all-tournament team accolades at the 2015 WWBA SE Qualifier 2, the 2015 16U Perfect Game World Series, the 2015 16U WWBA National Championship, the 2015 16U BCS Finals and the 2014 16U Perfect Game-East Cobb Invitational … A member of Fellowship of Christian Athletes (FCA).

Personal

Full name is Colin William Hall … Born on Sept. 15, 1998 in Atlanta, Ga. … Son of Danny and Kara Hall … Older brother Carter is also on the Georgia Tech baseball team … Father, Danny, is the head coach for the Georgia Tech baseball team … Also enjoys playing soccer, basketball and football … A Tech fan all of his life, he chose Tech for the chance to receive an outstanding education and the opportunity to develop more as a player … Intends to major in business administration.

CAREER HIGHS

Hits: 3, twice - last at Wake Forest (April 27, 2018)
Doubles: 1, eight times
Triple: 1 at Georgia Southern (Feb. 20, 2018)
Home Runs: 1, twice - last at Wake Forest (April 28, 2018)
RBI: 3 vs Duke (May 18, 2018)

CAREER STATISTICS // ALL GAMES

Year	Avg	GP	GS	AB	R	H	2B	3B	HR	RBI	TB	SLG%	BB	HBP	SO	GDP	OB%	SF	SH	SB	ATT	PO	A	E	FLD%
2018	.283	56	51	184	21	52	9	1	2	24	69	.375	20	2	37	3	.357	1	1	3	5	85	5	1	.989
TOTAL	**.283**	**56**	**51**	**184**	**21**	**52**	**9**	**1**	**2**	**24**	**69**	**.375**	**20**	**2**	**37**	**3**	**.357**	**1**	**1**	**3**	**5**	**85**	**5**	**1**	**.989**

CAREER STATISTICS // CONFERENCE GAMES

Year	Avg	GP	GS	AB	R	H	2B	3B	HR	RBI	TB	SLG%	BB	HBP	SO	GDP	OB%	SF	SH	SB	ATT	PO	A	E	FLD%
2018	.278	30	29	108	13	30	8	0	2	11	44	.407	12	0	16	2	.350	0	0	2	2	54	5	1	.983
TOTAL	**.278**	**30**	**29**	**108**	**13**	**30**	**8**	**0**	**2**	**11**	**44**	**.407**	**12**	**0**	**16**	**2**	**.350**	**0**	**0**	**2**	**2**	**54**	**5**	**1**	**.983**

RETURNERS

JONATHAN HUGHES

Redshirt Junior ○ RHP
6-2 ○ 198 ○ R/R
Flowery Branch, Ga.
(Flowery Branch)

8

CAREER HIGHS

Innings: 6.0, three times - last vs. WCU (March 6, 2016)
Strikeouts: 7 vs. Marshall (Feb. 18, 2017)
Walks: 5, twice - last at Auburn (April 4, 2017)
Batters Faced: 25 vs. UMBC (Feb. 28, 2016)

MLB Draft

Drafted in the second round by the Baltimore Orioles (68th overall) in 2015 but chose to attend Tech.

2018 (Redshirt Sophomore)

Appeared in 13 games, making one start for the Jackets … Went 0-3 with a 5.94 ERA over 16.2 innings … Recorded one save … Started versus Bradley (Feb. 17) on Opening Weekend, but did not factor in the decision … Picked up his first career save versus Southeast Missouri State (May 15), allowing one unearned run over 3.0-complete innings of work … Also threw 3.0-scoreless innings out of the bullpen in game two of the doubleheader against Dartmouth (Feb. 24) … Logged one scoreless inning versus Georgia State (April 11) … Struck out a season-high three batters over 1.1 innings in a loss at Pittsburgh (April 14) … Pitched out of the bullpen versus Illinois-Chicago (March 4), at No. 6 Clemson (March 10), at No. 13 Auburn (March 13), at home against Virginia Tech (March 18), versus Mercer (March 21), against No. 6 Florida State (April 6), at No. 8 North Carolina (April 21) and in the blowout win over No. 10 Duke (May 18).

2017 (Redshirt Freshman)

Made nine appearances on the mound for the Jackets, making eight starts … Went 1-2 overall on the season … Posted a 5.68 ERA over 25.1 innings pitched … Recorded 20 strikeouts on the year, including a season-high seven strikeouts versus Marshall (Feb. 18) … Earned the win versus Belmont (Mar. 4) giving up two runs while striking out six over a season-high 5.0 innings … Threw 4.0 scoreless innings and struck out seven in a no-decision versus Marshall (Feb. 18) … Struck out five and gave up just one earned run on three hits in a no-decision versus No. 9 North Carolina (Mar. 18) … Pitched an inning of relief versus No. 8 Virginia (May 19).

2016 (Freshman)

Penciled in as Tech's Sunday starter before the season ... Went 3-1 with a 2.45 ERA in 25.2 innings before an injury derailed his season ... Won each of his first three career starts -- all 6.0 inning outings ... Made his collegiate debut on Feb. 21 in a start vs. VCU, allowing one unearned run on three hits in 6.0 innings ... Scattered six hits and struck out four in 6.0 shutout innings against UMBC on Feb. 28 ... Third and final win on the year came after allowing one earned run on five hits with one strikeout in 6.0 innings vs. Western Carolina on March 6 ... Made his ACC debut on March 13 at Florida State, allowing five runs on six hits in 3.2 innings ... Final appearance came at home March 20 vs. Virginia Tech ... Struck out a season-high five Hokies in 4.0 innings ... Underwent season-ending surgery in April.

Before Tech

Four-year letterwinner at Flowery Branch High School under head coach Scott Myers ... Maintained a 1.37 ERA and tossed 222 strikeouts over the course of his high school career ... Named a third-team all-American by *Perfect Game* and was also listed as a first-team southeast all-region selection by *PG* in 2015 ... One-year letterwinner as a forward on the basketball team under head coach David Sokol.

Personal

Full name is Jonathan Cory Hughes ... Born Jan. 8, 1997 in Decatur, Ga. ... Son of Danny and Deanna Hughes ... Has two sisters, Amber and Kaitlyn ... Chose Tech because of the academics, the baseball program and the proximity to home ... Majoring in business administration.

CAREER STATISTICS // ALL GAMES

Year	ERA	W	L	App	GS	CG	SHO	CBO	SV	IP	H	R	ER	BB	SO	2B	3B	HR	BF	B/Avg	WP	HBP	BK	SFA	SHA
2016	2.45	3	1	5	5	0	0	0	0	25.2	23	9	7	7	14	3	1	0	109	.245	3	5	0	1	2
2017	5.68	1	2	9	8	0	0	0	0	25.1	25	21	16	23	20	9	0	2	127	.266	6	8	0	2	0
2018	5.94	0	3	13	1	0	0	0	1	16.2	21	16	11	17	11	2	1	2	91	.309	5	5	0	0	1
TOTAL	**4.52**	**4**	**6**	**27**	**14**	**0**	**0**	**0**	**1**	**67.2**	**69**	**46**	**34**	**47**	**45**	**14**	**2**	**4**	**327**	**.270**	**14**	**18**	**0**	**3**	**3**

CAREER STATISTICS // CONFERENCE GAMES

Year	ERA	W	L	App	GS	CG	SHO	CBO	SV	IP	H	R	ER	BB	SO	2B	3B	HR	BF	B/Avg	WP	HBP	BK	SFA	SHA
2016	7.04	0	1	2	2	0	0	0	0	7.2	9	6	6	4	8	2	1	0	38	.300	0	2	0	1	1
2017	4.22	0	1	4	3	0	0	0	0	10.2	14	10	5	11	7	4	0	2	57	.341	5	4	0	1	0
2018	16.88	0	2	6	0	0	0	0	0	5.1	12	11	10	6	6	2	1	2	38	.444	1	4	0	0	1
TOTAL	**7.99**	**0**	**4**	**12**	**5**	**0**	**0**	**0**	**0**	**23.2**	**35**	**27**	**21**	**21**	**21**	**8**	**2**	**4**	**133**	**.357**	**6**	**10**	**0**	**2**	**2**

RETURNERS

BRANT HURTER

Sophomore • LHP
6-6 • 240 • L/L
Canton, Ga. (Woodstock)

21

CAREER HIGHS

Innings: 7.0 vs. Georgia Southern (March 27, 2018)
Strikeouts: 10 vs. Georgia Southern (March 27, 2018)
Walks: 3, five times
Batters Faced: 28, twice - vs. Georgia (April 25, 2018)

Honors & Awards

2017-18 ACC Academic Honor Roll

2018 (Freshman)

Appeared in 14 games for the Jackets, making 11 starts on the mound … Posted a 5-4 record with a 6.04 ERA … Struck out 56 batters in 53.2 innings … His 11 starts and 56 strikeouts were both third on the team … Took over the midweek starter role in March, going 4-2 over six starts … Made his debut on the mound versus Bradley (Feb. 17) … Made his first collegiate start in game one of the doubleheader against Dartmouth (Feb. 24) … Tallied three quality starts on the season … Pitched a season-high 7.0-complete innings in a win over Georgia Southern (March 27) … Also recorded a season-high 10 strikeouts in the home win against Georgia Southern (March 27) … Struck out eight at Mercer (April 10), seven versus Radford (May 6) and six against No. 20 Georgia (April 25) … Earned his first collegiate win going 5.0-scoreless innings with one hit versus No. 6 Auburn (March 20) … Tallied 7.0-scoreless innings over four hit baseball in a home win over Georgia Southern (March 27) … Allowed five runs on seven hits, while striking out eight in the road win at Mercer (April 10) … Surrendered four runs on seven hits and five strikeouts to earn the win at home against Kennesaw State (April 18) … Also pitched 6.0-scoreless innings to pick up the shutout win versus Radford (May 6) in the series finale … Threw over 100 pitches three times on the season – at No. 17 Georgia (April 3), versus No. 20 Georgia (April 25) and against Radford (May 6).

Before Tech

A two-sport athlete at Woodstock High School … Lettered for four years in baseball for head coach Jeff Brown … Was also a three-time letterwinner on the basketball team … Ranked as high as the No. 2 left-handed pitcher and the No. 16 overall prospect in the class of 2017 from the state of Georgia by Perfect Game … Also ranked nationally as high as the No. 21 lefty and No. 197 overall prospect by PG … Tabbed a 2017 Rawlings-Perfect Game honorable mention all-American and a southeast all-region first team member in 2017 … Recognized as a 2016 PG underclassmen high honorable mention all-American as a junior and a 2015 underclassmen all-American honorable mention his sophomore season … Named to the 2017 Georgia Dugout Club AAAAAAA all-state first team … Was also named an Atlanta Braves 400 Club Metro Atlanta All-Star … A first-team all-region and first-team all-county selection in 2017 … Was also second-team all-county honoree in 2016 as a junior … Tabbed the 2017 Cherokee County Pitcher of the Year by the Cherokee Ledger News his senior season … Three-time Woodstock High School Pitcher of the Year award winner … A Perfect Game Super25 Most Valuable Pitcher in 2016 … Led his high school team to the Georgia 7A state championship game in 2017, finishing as runner-up … Pitched two complete game shutouts in the 2017 state high school playoffs for Woodstock … Participated in the 2016 National Showcase event where he was part of the FB 90 Plus group, the top-10 velocity group at first base and was rated a PG Grade 10 overall … Named the 6-4-3 Pitcher of the Year in 2016 and 2015 … Was a part of five championships with the 6-4-3 Cougars, winning the 2016 17U PG Super25 National Championship, the 2016 18U PG Evoshield Classic, the 2016 17U PG Evoshield Classic, the 2016 17U Perfect Game-East Cobb Invitational and the 2015 WWBA 2017 Grads National Championship Qualifier … Named the tournament most valuable pitcher at both the 2016 17U Super25 and the 2016 17U Perfect Game -East Cobb Invitational events …Graduated with honors … A Lamp of Knowledge recipient.

Personal

Full name is Brant Harris Hurter … Born on Sept. 6, 1998 in Atlanta, Ga. … Son of Brian Hurter and Stacey McCallum … Has an older brother named Preston … Father, Brian, played baseball at Wake Forest (1988-92) … Mother, Stacey (Boggs), played women's basketball at Wake Forest (1990-92) … Enjoys playing basketball with friends and is a huge fan of "The Office" … Chose Tech because of its academic reputation, the alumni network and the opportunity to compete in the ACC … Plans to major in business administration.

CAREER STATISTICS // ALL GAMES

Year	ERA	W	L	App	GS	CG	SHO	CBO	SV	IP	H	R	ER	BB	SO	2B	3B	HR	BF	B/Avg	WP	HBP	BK	SFA	SHA
2018	6.04	5	4	14	11	0	0	1	0	53.2	62	36	36	23	56	12	0	3	254	.288	0	9	0	2	5
TOTAL	**6.04**	**5**	**4**	**14**	**11**	**0**	**0**	**1**	**0**	**53.2**	**62**	**36**	**36**	**23**	**56**	**12**	**0**	**3**	**254**	**.288**	**0**	**9**	**0**	**2**	**5**

CAREER STATISTICS // CONFERENCE GAMES

Year	ERA	W	L	App	GS	CG	SHO	CBO	SV	IP	H	R	ER	BB	SO	2B	3B	HR	BF	B/Avg	WP	HBP	BK	SFA	SHA
2018	21.60	0	2	4	2	0	0	0	0	6.2	13	16	16	6	8	1	0	1	45	.394	0	4	0	1	1
TOTAL	**21.60**	**0**	**2**	**4**	**2**	**0**	**0**	**0**	**0**	**6.2**	**13**	**16**	**16**	**6**	**8**	**1**	**0**	**1**	**45**	**.394**	**0**	**4**	**0**	**1**	**1**

RETURNERS

JAKE LEE

Senior ○ RHP
5-11 ○ 175 ○ R/R
Brooks, Ga. (Whitewater)

24

CAREER HIGHS

Innings: 9.0 at Duke (May 14, 2017)
Strikeouts: 6 vs. UConn (June 3, 2016)
Walks: 4 at Notre Dame (April 9, 2017)
Batters Faced: 37 at Duke (May 14, 2017)

2018 (Junior)

Pitched in 14 games on the season, making two starts … Went 0-0 with a 9.68 ERA over 17.2 innings of work … Recorded 28 strikeouts on the season … Made starts versus UConn (Feb. 18) and SEMO (May 15), but did not factor in the decision for either contest … Threw a season-high 3.0-complete innings versus Dartmouth (Feb. 24) in game one of the doubleheader … Struck out a season-high five batters twice – vs. Dartmouth (Feb. 24) and against Illinois-Chicago (March 4) … Pitched 2.0-scoreless innings versus SEMO (May 15), striking out three batters … Also threw a scoreless inning of relief versus Mercer (March 21) and at No. 8 North Carolina (April 20).

2017 (Sophomore)

Made 16 appearances with six starts on the mound for the Jackets for the season … Stepped into the weekend rotation late in the year … Went 4-2 with a 6.10 ERA … His four wins were the third-most on the team … Threw 51.2 innings and struck out 30 batters …Struck out a season-high five batters twice – at No. 7 Auburn (April 4) and versus Pitt (May 8) … Registered two quality starts on the season … Recorded his first complete game win at Duke on Mother's Day (May 14), throwing a career-high 109 pitches in the win … Made his first start of the season at Miami (Mar. 12) …Also made starts at Notre Dame (April 9) and in the home win versus Mercer (April 18) … Surrendered two runs on five hits and struck out five batters over 7.0 innings to pick up the win versus Pitt (May 8) … Threw a complete game, allowing two earned runs on five hits while striking out four to get the win at Duke (May 14) … Picked up his first win of the year with 4.1 scoreless innings out of the bullpen in the road win at No. 7 Auburn (April 4) … Also earned the win with 3.2 scoreless innings out of the bullpen in the third game of the three-game series at Virginia Tech (April 25) … Also threw 3.0 scoreless innings out of the bullpen in Tech's series-opening win versus Belmont (Mar. 3) … Pitched a scoreless inning versus No. 5 Clemson (April 2) and 1.1 scoreless innings against Georgia (April 25) … Allowed just one run and struck out three batters in 6.0-plus innings out of the Tech bullpen in the series-opener versus No. 2 Louisville (April 13) … Started and went 2.2 innings in the extra-innings loss to Miami (May 23) at the 2017 ACC Championship.

2016 (Freshman)

Made 19 appearances with seven starts in his rookie campaign ... Was 3-3 with one save and a 6.80 ERA in 45.0 innings ... First 11 appearances all came in a relief role ... Made his collegiate debut on Feb. 20 vs. Western Michigan, allowing one hit with one strikeout in a shutout frame ... Earned his first career save on Feb. 24 in a 16-inning marathon at Georgia Southern ... Notched his first career win in relief on March 5 vs. Western Carolina, allowing two hits with two strikeouts in 3.0 scoreless innings ... Made his first career start on April 20 at Georgia State where he allowed two runs on four hits in 5.0 innings to earn his second win on the year ... Made his first ACC start on April 24 at No. 21 Clemson, allowing two runs on four hits in 4.0 innings while not factoring into the decision ... Went a career-long 6.0 innings en route to his third victory of the season on May 1 vs. No. 15 Coastal Carolina ... Struck out a career-high six batters while limiting UConn to one hit in 4.1 innings of relief work on June 3 at the NCAA Regionals ... Wore jersey No. 42 on the season.

Before Tech

Four-year letterwinner at Whitewater High School under head coach Rusty Bennett ... Helped his team claim back-to-back region titles in 2014 and 2015 ... During his senior season, he posted an 11-2 record with 102 strikeouts and a 0.81 ERA ... Named the GHSA AAAA State Co-Pitcher of the Year and Region 5-AAAA Pitcher of the Year in 2015.

Personal

Full name is James Edward Lee, but goes by Jake ... Born May 8, 1997 in Fayetteville, Ga. ... Son of James and Debbie Lee ... Chose Tech because of the baseball program, academics and its proximity to home ... Majoring in business administration.

CAREER STATISTICS // ALL GAMES

Year	ERA	W	L	App	GS	CG	SHO	CBO	SV	IP	H	R	ER	BB	SO	2B	3B	HR	BF	B/Avg	WP	HBP	BK	SFA	SHA
2016	6.80	3	3	19	7	0	0	1	1	45.0	64	38	34	15	26	12	1	4	212	.340	1	6	0	0	3
2017	6.10	4	2	16	6	1	0	0	1	51.2	53	36	35	19	30	9	0	5	233	.264	0	8	0	0	5
2018	9.68	0	0	14	2	0	0	0	0	17.2	31	22	19	5	28	4	0	5	93	.369	3	4	0	0	0
TOTAL	**6.93**	**7**	**5**	**49**	**15**	**1**	**0**	**1**	**2**	**114.1**	**148**	**96**	**88**	**39**	**84**	**25**	**1**	**14**	**538**	**.313**	**4**	**18**	**0**	**0**	**8**

CAREER STATISTICS // CONFERENCE GAMES

Year	ERA	W	L	App	GS	CG	SHO	CBO	SV	IP	H	R	ER	BB	SO	2B	3B	HR	BF	B/Avg	WP	HBP	BK	SFA	SHA
2016	8.46	0	2	10	4	0	0	0	0	22.1	40	22	21	5	10	8	1	3	110	.396	1	2	0	0	2
2017	5.40	3	2	9	4	1	0	0	0	33.1	33	21	20	11	17	6	0	2	148	.258	0	5	0	0	4
2018	9.95	0	0	6	0	0	0	0	0	6.1	8	7	7	3	11	1	0	2	30	.308	2	1	0	0	0
TOTAL	**6.97**	**3**	**4**	**25**	**8**	**1**	**0**	**0**	**0**	**62.0**	**81**	**50**	**48**	**19**	**38**	**15**	**1**	**7**	**288**	**.318**	**3**	**8**	**0**	**0**	**6**

RETURNERS

JOSEPH MANNELLY

Sophomore • LHP
6-3 • 212 • L/L
Atlanta, Ga. (Marist School)

32

CAREER HIGHS

Innings: 1.0, five times
Strikeouts: 1, five times
Walks: 3 at Georgia State (March 7, 2018)
Batters Faced: 6 at Georgia State (March 7, 2018)

YELLOW JACKETS

2018 (Freshman)

Appeared in 10 games out of the bullpen for Tech … Went 0-0 with a 9.45 ERA over 6.2 innings of work … Registered five strikeouts … Held opponents to a .130 batting average on the season … Pitched one scoreless inning in the Jackets' 10-0 shutout of Dartmouth (Feb. 23) … Also threw a scoreless inning versus Virginia Tech (March 17), against No. 6 Florida State (April 8), versus Georgia State (April 11), and at Pittsburgh (May 15).

Before Tech

Lettered in both baseball and football at the Marist School … Was a two-year letterwinner in baseball for head coach Mike Strickland and a three-year letterwinner on the football team for Allen Chadwick … Was ranked as high as the No. 6 prospect at first base and the No. 72 overall prospect in the class of 2017 for the state of Georgia by Perfect Game … Was also ranked as high as the No. 25 prospect at first base nationally by PG … Tabbed a 2017 Rawlings-Perfect Game honorable mention all-American and a southeast all-region second team member in 2017 … Recognized as a 2016 PG underclassmen high honorable mention all-American as a junior and a 2015 underclassmen all-American honorable mention his sophomore season … Helped lead his Marist squad to a 2017 state championship title, the program's 13th overall, recording the game-winning hit in the championship game … Was a part of the 2016 regional championship team … Played for both the 6-4-3 DP Cougars and East Cobb Yankees summer teams … Was on the PG Super25 Championship team and the 2015 16U WWBA Memorial Day at LakePoint Championship team … Was named to the 2015 16U Memorial Day at LakePoint all-tournament team, the 2015 15U WWBA National Championship all-tournament team, the 2015 16U Perfect Game-East Cobb Invitational all-tournament team and both the 2014 and 2013 BCS Finals all-tournament teams … Was a senior team captain for the football team in 2017 … Was an all-region honorable mention in football his senior year … A 2017 honor roll member … A member of Fellowship of Christian Athletes (FCA) and was a part of the student-athlete leadership training at Marist.

Personal

Full name is Joseph Bernard Mannelly … Born June 9, 1999 in Atlanta, Ga. … Son of Bernard and Jennifer Mannelly … Has two younger brothers — Ryan and Andrew … Father, Bernard, played football at Notre Dame (1988-92) … Uncle, Patrick Mannelly, played football at Duke and played in the NFL for the Bears for 16 years … Grandfather, Donnie Allen, was a fullback at UGA … Enjoys playing video games, working out and playing tennis … Chose Tech because of the great academics, its rich baseball history and the great business opportunities for post Tech graduates … Intends to major in business administration.

CAREER STATISTICS // ALL GAMES

Year	ERA	W	L	App	GS	CG	SHO	CBO	SV	IP	H	R	ER	BB	SO	2B	3B	HR	BF	B/Avg	WP	HBP	BK	SFA	SHA
2018	9.45	0	0	10	0	0	0	1	0	6.2	3	7	7	6	5	0	0	2	29	.130	2	0	0	0	0
TOTAL	**9.45**	**0**	**0**	**10**	**0**	**0**	**0**	**1**	**0**	**6.2**	**3**	**7**	**7**	**6**	**5**	**0**	**0**	**2**	**29**	**.130**	**2**	**0**	**0**	**0**	**0**

CAREER STATISTICS // CONFERENCE GAMES

Year	ERA	W	L	App	GS	CG	SHO	CBO	SV	IP	H	R	ER	BB	SO	2B	3B	HR	BF	B/Avg	WP	HBP	BK	SFA	SHA
2018	2.45	0	0	6	0	0	0	0	0	3.2	0	1	1	3	3	0	0	0	14	.000	0	0	0	0	0
TOTAL	**2.45**	**0**	**0**	**6**	**0**	**0**	**0**	**0**	**0**	**3.2**	**0**	**1**	**1**	**3**	**3**	**0**	**0**	**0**	**14**	**.000**	**0**	**0**	**0**	**0**	**0**

RETURNERS

KYLE MCCANN

Junior • C/1B
6-2 • 217 • L/R
Suwanee, Ga. (Lambert)

16

CAREER HIGHS

Hits: 4, twice - last vs. Duke (May 18, 2018)
Runs: 4 vs. Duke (May 18, 2018)
RBI: 7 vs. Kennesaw State (April 18, 2018)
Home Runs: 3 vs. Dartmouth (Feb. 24, 2018)
Doubles: 2 vs. Florida State (April 8, 2018)
Triples: 1 vs. Arkansas-Pine Bluff (Feb. 27, 2018)
Stolen Bases: 1 vs. Mercer (March 21, 2018)

Honors & Awards

2018 All-ACC Third Team

2018 (Sophomore)

Named to the all-ACC third team … Played in 54 games, making 49 starts at first base, catcher and designated hitter … Hit .300 with 15 home runs, a triple, 10 doubles and 37 walks … His 15 home runs were second on the team, which included three grand slams, and tied for sixth in the ACC … Also drove in 45 RBIs, which ranked second on the team, and scored 48 runs … Was second on the team and fifth in the ACC in slugging percentage at .600 on the season … Also posted a .423 on-base percentage for the year … Totaled 12 multi-hit games and 11 multi-RBI games on the season … Recorded a season-high six-game hitting streak on the year … Hit seven home runs and drove in 24 RBIs in ACC play … Posted four hits in a game twice – at Mercer (April 10) and at home versus No. 10 Duke (May 18) … Drove in a career-high seven RBIs in the home win over Kennesaw State (April 18) … Hit three home runs in second game of the doubleheader versus Dartmouth (Feb. 24), becoming just the 12th player in Georgia Tech history to hit three home runs in a single game … Also hit two home runs in the road win at Mercer (April 10) and two home runs in the home win over Kennesaw State (April 18) … Went 1-for-2 with three walks and a run scored versus Bradley (Feb. 17) … Was 3-for-5 with three home runs, four RBIs and three runs scored in the second game of the doubleheader sweep over Dartmouth (Feb. 24) … Was 3-for-4 with a home run, a triple, a walk, two RBIs and two runs in the shutout versus Arkansas-Pine Bluff (Feb. 27) … Walked four times, hit a double and scored three runs in the road win at Georgia State (March 7) … Had a pinch-hit single in game one at No. 6 Clemson (March 9) … Hit a two-run home run in game two of the doubleheader at No. 6 Clemson (March 10) … Went 1-for-2 with three walks and two runs scored in the road loss at No. 13 Auburn (March 13) … Was a combined 5-for-13 with a home run, a double, five RBIS and two runs scored in the three-game home series versus Virginia Tech (March 18) … Also went 4-for-11 with a home run, two walks, an RBI and four runs scored in the three-game ACC series at No. 6 NC State (March 23-25) … Was a combined 4-for-12 with a double, a walk and four runs scored in the three-game series sweep of Miami (March 30-April 1) … Tallied two doubles (3-for-4), drove in three RBIs and scored three runs in the series clinching win over No. 6 Florida State (April 8) … Was a stellar 4-for-7 with two home runs, including a grand slam, five RBIs and two runs scored in the blowout road win at Mercer (April 10) … Hit what proved to be the game-winning grand slam in the top of the ninth to go 2-for-5 with four RBIs in the series-opening win at Pittsburgh (April 13) … Hit two home runs, including another grand slam, to go 3-for-5 with seven RBIs in the route of Kennesaw State (April 18) … Went 3-for-13 with a home run, a walk, an RBI and four runs scored in the three-game road series at No. 8 North Carolina … Drove in one run in the home loss to No. 20 Georgia (April 25) … Was 1-for-3 with a home run, a walk, two RBIs and a run scored in the Saturday win over Wake Forest (April 28) …Went 2-for-5 with a double and an RBI in the extra-inning walk-off win over Radford (May 5) … Was 1-for-2 with a double, a walk and a run scored versus No. 15 Georgia (May 8) at SunTrust Park … Went 1-for-4 with a double, a walk and a run scored in the series opener at Virginia (May 11) … Was 1-for-3 with a double, a walk, an RBI and a run scored in the home win over SEMO (May 15) … Closed out the regular season going 6-for-13 with a home run, a walk, five RBIs and five runs scored in the series win over No. 10 Duke (May 17-19) … Went 1-for-3 with a double, a walk and a run scored at the ACC Championship versus Pittsburgh (May 22) … Also went 1-for-3 with a walk against North Carolina at the ACC Championship … Competed in the 2018 Rocket Mortgage by Quicken Loans College Home Run Derby at TD Ameritrade Park Omaha in Omaha, Neb. on July 1.

2017 (Freshman)

Played in 48 games on the season, starting 38 contests ... Saw time at first base, catcher and designated hitter ... Hit .198 with nine home runs and one double ... His nine home runs were fourth on the team ... Drove in 21 RBIs and scored 29 runs ... Totaled 24 base hits and walked 33 times on the year ... Posted a .430 slugging percentage and a .383 on-base percentage on the season ... Recorded four multi-hit games and four multi-RBI games ... Posted a season-high on-base streak of 12 straight games late in the year ... Made his first career start and recorded his first career hit going 1-for-3 with a run scored in the win over Marshall (Feb. 18) ... Went 1-for-4 with a walk, an RBI and run scored in the road win at Georgia Southern (Feb. 21) ... Was a combined 2-for-2 with two home runs, three RBIs and two runs scored off the bench in the two wins versus Youngstown State (Feb. 24 & 25) ... Went 2-for-7 with two walks, an RBI and three runs scored in the three-game series with Belmont (Mar. 3-5) ... Hit a home run and went 1-for-4 with two RBIs in the final game of the three-game series versus No. 9 North Carolina (Mar. 19) ... Was 2-for-4 with a run scored in the series-opener versus No. 5 Clemson (Mar. 31) ... Went 2-for-4 with a home run, a walk, two RBIs and two runs scored in the road win at No. 7 Auburn (April 4) ... Was a combined 2-for-10 with two home runs, two walks, two RBIs and four runs scored in the three-game series at Virginia Tech (April 21-22) ... Hit a solo home run in the home contest versus UGA (April 25) ... Drew three walks and scored two runs in the game against Georgia at SunTrust Park (May 9) ... Hit a solo home run in Tech's road win at Duke on Mother's Day (May 14) ... Hit a solo home run, drew six walks, drove in three RBIs and scored four runs in the three-game ACC series with No. 8 Virginia (May 18-20) ... Recorded an RBI double and went 2-for-3 with a walk versus No. 12 Wake Forest (May 25) at the 2017 ACC Baseball Championship.

Before Tech

Lettered for four years in baseball at Lambert High School ... Was a team captain his senior season ... A 2016 *Perfect Game*/Rawlings honorable mention all-American ... Also a 2016 *Perfect Game* southeast all-region second team honoree ... A 2015 *Perfect Game* underclass second team all-American ... Ranked as high as No. 43 nationally at catcher by *Perfect Game* in the Class of 2016 ... Also ranked as high as No. 6 in the state of Georgia at catcher by *Perfect Game* in the Class of 2016 ... Ranked as No. 44 overall by *Perfect Game* for the Class of 2016 in the state of Georgia for his senior season ... Helped his team to win both the state and national championships his sophomore season in 2014 ... Played for the East Cobb Yankees in 2015 and 2016 ... Was the MVP at the *Perfect Game* WWBA National Championships ... Also a member of the Yankees team that won the 18U Connie Mack World Series and the WWBA National Championships.

Personal

Full name is Kyle Joseph McCann ... Born on Dec. 2, 1997 in Atlanta, Ga. ... Son of Joe and Kim McCann ... Has a younger brother named Cooper ... Father, Joe, played major league baseball with the New York Mets ... Also enjoys playing golf, fishing and wakeboarding ... Started playing baseball at the age of four ... Chose Tech because of baseball, a chance to get a great education and its proximity to home ... Intends to major in business administration.

CAREER STATISTICS // ALL GAMES

Year	Avg	GP	GS	AB	R	H	2B	3B	HR	RBI	TB	SLG%	BB	HBP	SO	GDP	OB%	SF	SH	SB	ATT	PO	A	E	FLD%
2017	.198	48	38	121	29	24	1	0	9	21	52	.430	33	5	40	0	.383	3	1	0	0	241	23	4	.985
2018	.300	54	49	190	48	57	10	1	15	45	114	.600	37	5	56	4	.423	2	0	1	1	314	15	6	.982
TOTAL	**.260**	**102**	**87**	**311**	**77**	**81**	**11**	**1**	**24**	**66**	**166**	**.534**	**70**	**10**	**96**	**4**	**.407**	**5**	**1**	**1**	**1**	**555**	**38**	**10**	**.983**

CAREER STATISTICS // CONFERENCE GAMES

Year	Avg	GP	GS	AB	R	H	2B	3B	HR	RBI	TB	SLG%	BB	HBP	SO	GDP	OB%	SF	SH	SB	ATT	PO	A	E	FLD%
2017	.167	25	21	66	14	11	0	0	5	10	26	.394	18	2	21	0	.352	2	1	0	0	138	17	4	.975
2018	.288	30	28	111	28	32	5	0	7	24	58	.523	18	3	32	3	.398	1	0	0	0	169	6	3	.983
TOTAL	**.243**	**55**	**49**	**177**	**42**	**43**	**5**	**0**	**12**	**34**	**84**	**.475**	**36**	**5**	**53**	**3**	**.380**	**3**	**1**	**0**	**0**	**307**	**23**	**7**	**.979**

RETURNERS

CHASE MURRAY

Junior • OF
6-0 • 189 • L/R
Cincinnati, Ohio
(Cincinnati Hills Christian Academy)
10

CAREER HIGHS

Hits: 2, multiple times - last at Duke (5/12/17)
Runs: 2, four times - last vs. Pitt (5/7/17)
RBI: 3, twice - last at Miami (3/21/17)
Home Runs: 1, twice - last at Miami (3/12/17)
Doubles: 1, multiple times - last at Duke (5/14/17)
Triples: 1 at Duke (5/13/17)
Stolen Bases: 1, three times - last vs. Mercer (4/18/17)

Honors & Awards

2018 All-ACC Second Team
2018 All-ACC Academic Team
2017-18 ACC Academic Honor Roll

2018 (Sophomore)

Named to the all-ACC second team … Played in and started 54 games in left field for the Yellow Jackets … Missed four games due to an injury … Was second on the team and fifth in the ACC in hitting at .343 on the season … Recorded six home runs, three triples, 11 doubles and 27 walks … Drove in 39 RBIs and scored 47 runs on the year … Posted a .510 slugging percentage and a .410 on-base percentage on the season … Stole four bases, which was third on the team … Hit .327 with three home runs, two triples, five doubles, 22 RBIs and 28 runs scored in ACC play … Recorded a season-high 10-game hitting streak and a 17-game on-base streak for the year … Totaled 22 multi-hit games and 10 multi-RBI games … Opened the season with a nine-game hitting streak … Registered a career-high four hits twice, recording four hits apiece in both games of the doubleheader sweep of Dartmouth (Feb. 24) … Also had a career-high with four runs and four RBIs in game one of the twin bill with Dartmouth (Feb. 24) … Hit two home runs in the win over Dartmouth (Feb. 24) … Also posted two doubles in the Friday night win over Dartmouth (Feb. 23) and in the series finale versus Virginia Tech (March 18) … Went 3-for-5 with an RBI and run scored in the loss on opening weekend to UConn (Feb. 18) … Was 2-for-3 with two walks in the road win at Georgia Southern (Feb. 20) … Went a combined 10-for-14 with two home runs, three doubles, seven RBIs, eight runs scored and a stolen base in the series sweep of Dartmouth (Feb. 23-24) … Had a single, an RBI and a stolen base in the shutout win over Arkansas-Pine Bluff (Feb. 27) … Was a combined 4-fo-11 with a double, two walks and two RBIs in the series win at home against Illinois-Chicago (March 2-4) … Led the Jackets at the plate going 3-for-4 with an RBI and a run scored in the series opener at No. 6 Clemson (March 9) … Exploded at the plate versus Virginia Tech (March 16-18) hitting 8-for-13 with two doubles, three RBIs and seven runs scored in the ACC series win … Was a perfect 2-for-2 with three walks and a run scored in the home win over No. 6 Auburn (March 20) … Went 4-for-15 with a double and four runs scored in the three-game series at No. 6 NC State (March 23-25) … Posted a triple in a 3-for-4 night with an RBI and a run scored in the home win over Georgia Southern … Scored four runs on two hits and two walks in the three-game series sweep of Miami (March 30-April 1) … Returned from injury to go 5-for-16 with a home run, a triple, a double, a walk, three RBIs and three runs scored in the three-game ACC series at Pittsburgh (April 13-15) … Was a combined 4-for-10 at the plate with a home run, three walks, four RBIs and two runs scored in the three-game conference road series at No. 8 North Carolina (April 20-22) … Was 2-for-4 with a run scored in the home loss to No. 20 Georgia (April 25) … Drove in five RBIs, on three hits, including a home run, in the Jackets' series win over Wake Forest (April 27-29) … Went 5-for-14 with a home run, a double, three RBIs, five runs scored and a stolen base in the weekend series sweep of Radford (May 4-6) …Led Tech in game two of the three-game series at Virginia (May 12) with two hits, two RBIs and a run scored … Closed out the regular season going 4-for-13 with a triple, a walk, four RBIs and two runs scored in the ACC series win over No. 10 Duke (May 17-19) … An all-ACC academic team selection.

2017 (Freshman)

Played in 47 games, making 45 starts as a true freshman … Saw time in left field as well as at designated hitter … Played a majority of the season with a broken bone in his hand … Hit .267 with two home runs, a triple and eight doubles … Amassed 44 hits on the year … Drove in 24 RBIs and scored 19 runs … Also recorded seven sacrifice bunts, five sacrifice flies and three stolen bases … Picked up four outfield assists from left field on the season … Recorded 13 multi-hit games and six multi-RBI games, both of which were tied for fifth on the team … Also registered a season-high six-game hitting streak on the season … Made his first career start and picked up his first career hit in the season-opener versus BYU (Feb. 17) … Hit safely in each of the first six games of his career at Tech … Went 2-for-3 with two runs scored in the win over Marshall (Feb. 18) and 2-for-4 with a run scored in the home win against Western Michigan (Feb. 19) on opening weekend … Picked up a double in the road win at Georgia Southern (Feb. 21) … Was a combined 3-for-8 with a home run, a walk, five RBIs and three runs scored in the three-game series with Youngstown State (Feb. 24-26) … Went 4-for-13 with a double, a hit by pitch, an RBI and two runs scored in the series win over Belmont (Mar. 3-5) … Was 2-for-3 with a home run, a double, three RBIs and two runs scored in the series finale at Miami (Mar. 12) … Went 1-for-4 with a double and an RBI in the 2-0 win over No. 12 Oklahoma (Mar .14) … Was 1-for-3 with a double, a walk and two RBIs in the series finale at Wake Forest (Mar. 26) … Went 2-for-5 at the plate with a double, an RBI and a run scored in the road win at Mercer (Mar. 28) … Was a combined 3-for-9 with a walk and three RBIs in the three-game ACC road series at Notre Dame (April 7-9) … Was a perfect 2-for-2 with a sacrifice bunt and an RBI sacrifice fly in the third game of the three-game series against No. 2 Louisville (April 15) … Went 2-for-4 with a run scored and a stolen base in the home win over Mercer (April 18) and 2-for-4 with a double and a walk in the road win at Virginia Tech (April 21) … Went a combined 4-for-9 with three RBIs and two runs scored in the series sweep of Pittsburgh (May 6-8) … Was 4-for-11 overall with a triple, a double, two RBIs and three runs scored in the road series at Duke (May 12-14).

Before Tech

Four-year letter award winner at Cincinnati Hills Christian Academy under coaches Larry Redwine, Jeff Keith and Cody Leichman … Was a two-time team captain … Ranked by *Perfect Game* as the No. 1 outfielder in the Class of 2016 for the state of Ohio … A 2016 *Perfect Game*/Rawlings honorable mention all-American selection … A 2016 *Perfect Game* central all-region second team honoree … A 2015 *Perfect Game* underclass third-team all-American and a 2014 underclass honorable mention all-American … An Under Armour preseason all-American selection in 2016 … A *Prep Baseball Report* first-team all-state selection and the *PBR* Player of the Year … Tabbed the conference player of the year and was named to the first-team all-conference team his senior season … Named to the all-city first team in 2016 and the all-region first team … Was also tabbed the SWOBCA Player of the Year … Led his high school team to four-straight conference championships and four-straight district team championships from 2013 to 2016 … Also guided his team to a regional championship and a state championship runner-up finish as a sophomore in 2014 … Played in the East-West All-Star Game … Holds the career high school record at Cincinnati Hills Christian Academy in RBIs, triples and career games played at the varsity level … He is also tied for the academy's career home run record … Also lettered for two years on the football team … Played summer baseball for the Midland Redskins … Was a member of the National Honor Society.

Personal

Full name is Chase Raymond Murray … Born on June 3, 1998 in Cincinnati, Ohio … Son of Les and Angie Murray … Has an older brother named Cameron who played baseball at Alderson Broaddus University in West Virginia and is now at Youngstown State University … Father, Les, played football in college … Started playing baseball at the age of three … Chose Tech because of the baseball program, its prestigious academics and the coaching staff … Intends to major in business administration.

CAREER STATISTICS // ALL GAMES

Year	Avg	GP	GS	AB	R	H	2B	3B	HR	RBI	TB	SLG%	BB	HBP	SO	GDP	OB%	SF	SH	SB	ATT	PO	A	E	FLD%
2017	.267	47	45	165	19	44	8	1	2	24	60	.364	7	1	38	1	.292	5	7	3	4	72	4	2	.974
2018	.343	54	54	210	47	72	11	3	6	39	107	.510	27	1	39	3	.410	6	4	4	6	86	1	2	.978
TOTAL	**.309**	**101**	**99**	**375**	**66**	**116**	**19**	**4**	**8**	**63**	**167**	**.445**	**34**	**2**	**77**	**4**	**.360**	**11**	**11**	**7**	**10**	**158**	**5**	**4**	**.976**

CAREER STATISTICS // CONFERENCE GAMES

Year	Avg	GP	GS	AB	R	H	2B	3B	HR	RBI	TB	SLG%	BB	HBP	SO	GDP	OB%	SF	SH	SB	ATT	PO	A	E	FLD%
2017	.263	24	23	80	7	21	4	1	1	16	30	.375	3	0	22	0	.273	5	6	0	1	42	2	0	1.000
2018	.327	28	28	110	28	36	5	2	3	22	54	.491	17	0	21	2	.405	4	1	1	2	56	0	1	.982
TOTAL	**.300**	**52**	**51**	**190**	**35**	**57**	**9**	**3**	**4**	**38**	**84**	**.442**	**20**	**0**	**43**	**2**	**.352**	**9**	**7**	**1**	**3**	**98**	**2**	**1**	**.990**

RETURNERS

COLE NEUBER

Sophomore ○ RHP/OF
6-2 ○ 191 ○ R/R
Alpharetta, Ga. (Johns Creek)

4

CAREER HIGHS

Hits: 1 at Georgia State (March 7, 2018)
Runs: 1, twice - last vs. Kennesaw State (April 18, 2018)
RBI: --
Home Runs: --
Doubles: --
Triples: --
Stolen Bases: --

Honors & Awards

2017-18 ACC Academic Honor Roll

2018 (Freshman)

Played in five games off the bench for the Jackets … Hit .200 with a walk, hit by pitch and two runs scored … Posted an on-base percentage of .429 on the season … Made his collegiate debut versus Arkansas-Pine Bluff (Feb. 27) … Recorded his first career hit in the win at Georgia State (March 7) … Scored a run in the road win at Mercer (April 10) and in the home blowout win over Kennesaw State (April 18) … Posted a perfect 1.000 fielding percentage in left field on the year.

Before Tech

A two-sport athlete at Johns Creek High School … Was a four-year letterwinner in football and a three-year letter award winner in baseball … A team captain in both sports as a senior … Ranked as high as No. 24 in the outfield and No. 110 overall in the state of Georgia in the class of 2017 by Perfect Game … A 2017 Rawlings-Perfect Game honorable mention all-American as a senior … Also named to the southeast all-region second team by PG in 2017 … A 2016 PG underclassmen honorable mention honoree as a junior … A two-time Georgia Dugout Preview Magazine Class AAAAAA all-state first team selection … Also a two-time all-region first team selection … Helped to lead his team to a 6AAAAAA region championship title in 2017 … Went a combined 6-for-14 over three games in the all-state all-star games … Holds the Johns Creek school record for saves … Was also a first-team all-region selection in football … Was also a member of the Team Demarini National summer league team … A member of the 2016 WWBA Championship team … Was named to the 2016 17U PG Evoshield Classic all-tournament team, the 2016 17U WWBA National Championship all-tournament team, the 2016 17U WWBA Qualifier all-tournament team, the 2015 16U WWBA National Championship all-tournament team and the 2015 16U PG-EC Invitational all-tournament team … A member of the National Honor Society … Was also on the honor roll all four years at Johns Creek High School … A member of Fellowship of Christian Athletes (FCA) and also a volunteer at the local hospital.

Personal

Full name is Cole Richey Neuber … Born June 5, 1998 in La Jolla, Calif. … Son of Jeff and Shannon Neuber … Has an older brother named Jake and a younger brother named Nick … Father, Jeff, played football at the University of San Diego … Also enjoys playing football … Chose Tech because of the baseball program, the great academics and the location of the campus … Intends to major in business administration.

CAREER STATISTICS // ALL GAMES

Year	Avg	GP	GS	AB	R	H	2B	3B	HR	RBI	TB	SLG%	BB	HBP	SO	GDP	OB%	SF	SH	SB	ATT	PO	A	E	FLD%
2018	.200	11	0	5	2	1	0	0	0	0	1	.200	1	1	1	1	.429	0	0	0	0	4	0	0	1.000
TOTAL	**.200**	**11**	**0**	**5**	**2**	**1**	**0**	**0**	**0**	**0**	**1**	**.200**	**1**	**1**	**1**	**1**	**.429**	**0**	**0**	**0**	**0**	**4**	**0**	**0**	**1.000**

CAREER STATISTICS // CONFERENCE GAMES

Year	Avg	GP	GS	AB	R	H	2B	3B	HR	RBI	TB	SLG%	BB	HBP	SO	GDP	OB%	SF	SH	SB	ATT	PO	A	E	FLD%
2018	.000	6	0	3	0	0	0	0	0	0	0	.000	0	0	1	0	.000	0	0	0	0	3	0	0	1.000
TOTAL	**.000**	**6**	**0**	**3**	**0**	**0**	**0**	**0**	**0**	**0**	**0**	**.000**	**0**	**0**	**1**	**0**	**.000**	**0**	**0**	**0**	**0**	**3**	**0**	**0**	**1.000**

RETURNERS

BARON RADCLIFF

Sophomore • OF
6-4 • 239 • L/R
Peachtree Corners, Ga.
(Norcross)

22

CAREER HIGHS

Hits: 3 vs. Radford (May 5, 2018)
Runs: 1, eight times
RBI: 3, three times - last vs. Radford (May 5, 2018)
Home Runs: 1, four times
Doubles: 1, three times - last vs. Kennesaw State (April 18, 2018)
Triples: --
Stolen Bases: --

MLB Draft

Drafted in the 40th round by the Atlanta Braves (1190th overall) in 2017 but chose to attend Tech.

2018 (Freshman)

Played in 38 games for the Jackets on the year, making 16 starts … Saw time in right field and as the designated hitter … Hit .180 with four home runs, three doubles, 12 RBIs and eight runs scored … Made his collegiate debut in the season-opening win versus Minnesota (Feb. 16) … Had his first career base hit versus the Gophers (Feb. 16) … Posted his first career home run in a home win over UIC (March 4) … Also had a home run versus Miami (March 31), against Kennesaw State (April 18) and a walk-off 10th-inning home run versus Radford (May 5) … Recorded three multi-RBI games on the year with three RBIs in the 13-4 win over Miami (March 31), in a 17-7 home win versus Kennesaw State (April 18) and in the extra-inning walk-off win over Radford (May 5) … Had a season-high three base hits in the win over the Highlanders (May 5) … Also posted two base knocks versus the KSU Owls (April 18) … Had a season-high four-game hitting streak … Totaled 37 putouts and recorded an outfield assist versus Georgia State (April 11).

Before Tech

Drafted in the 2017 MLB First-Year Player Draft in the 40th round by the Atlanta Braves … A two-sport athlete at Norcross High School … Lettered for four years on the baseball team for head coach Reggie Stancil … Was a three-year letterwinner and quarterback on the football team … Ranked as high as the No. 6 outfielder and the No. 12 overall prospect in the state of Georgia for the class of 2017 by Perfect Game … Was also ranked as high as No. 31 nationally at the outfield position and as high as No. 140 overall for the class of 2017 by PG … Rated the No. 67 high school draft prospect by Baseball America … A 2017 Rawlings-Perfect Game third-team all-American … Also a 2017 PG southeast all-region first team selection … Named to the 2017 Georgia Dugout Class AAAAAAA all-state second team as a senior … Also a 2017 Gwinnett Daily Post all-county first team honoree … Was a 2016 all-state honorable mention selection and a 2016 Gwinnett Daily Post all-county second team selection as a junior … Two-time Under Armour preseason all-American nomination … Two-time team captain … Holds the Norcross High School record for most RBIs and most home runs in a single season … Also holds the career records for most RBIs and most home runs at Norcross … Was a key member of the Norcross team that won the regional title in 2016 … Also a member of the Ninth Inning Royals club team … Earned all-tournament team accolades at the 2016 17U PG Evoshield Classic, the 2016 17U BCS Finals, the 2016 17U WWBA Qualifier, the 2016 17U PG/EC Invitational and the 2016 18U Memorial Day at LakePoint event … Also named to the all-state football team in 2016 and 2017 … Holds the Norcross High School record for the most passing yards, most rushing yards by a quarterback and the most touchdowns thrown in a single season .. A member of the honor roll every year in school from K-12.

Personal

Full name is Baron Keyton Radcliff … Born on Feb. 9, 1999 in Lansing, Mich. … Son of Vic and Nikki Radcliff … Has a younger sister named Bishop … Has also lived in Columbus, Ohio and North Augusta, S.C. … Father, Vic, was drafted out of high school by the Kansas City Royals in the fourth round of the 1995 MLB Draft and played professionally for seven seasons … Mother, Nikki, was an all-Big Ten performer and three-year starter on the women's basketball team at Ohio State University … Enjoys video games and hanging out with friends … Chose Tech to get the best education he can, to play for a top notch baseball program and to stay close to home … Intends to major in business administration.

CAREER STATISTICS // ALL GAMES

Year	Avg	GP	GS	AB	R	H	2B	3B	HR	RBI	TB	SLG%	BB	HBP	SO	GDP	OB%	SF	SH	SB	ATT	PO	A	E	FLD%
2018	.180	38	16	89	8	16	3	0	4	12	31	.348	6	0	44	1	.229	1	0	0	0	37	1	2	.950
TOTAL	**.180**	**38**	**16**	**89**	**8**	**16**	**3**	**0**	**4**	**12**	**31**	**.348**	**6**	**0**	**44**	**1**	**.229**	**1**	**0**	**0**	**0**	**37**	**1**	**2**	**.950**

CAREER STATISTICS // CONFERENCE GAMES

Year	Avg	GP	GS	AB	R	H	2B	3B	HR	RBI	TB	SLG%	BB	HBP	SO	GDP	OB%	SF	SH	SB	ATT	PO	A	E	FLD%
2018	.088	17	5	34	2	3	0	0	1	4	6	.176	2	0	20	0	.135	1	0	0	0	11	0	2	.846
TOTAL	**.088**	**17**	**5**	**34**	**2**	**3**	**0**	**0**	**1**	**4**	**6**	**.176**	**2**	**0**	**20**	**0**	**.135**	**1**	**0**	**0**	**0**	**11**	**0**	**2**	**.846**

RETURNERS

PAXTON RIGBY

Junior • OF/1B
6-3 • 204 • L/R
Altamonte Springs, Fla.
(Lake Brantley)

26

CAREER HIGHS

Hits: 1, twice - last vs. Virginia (5/20/17)
Runs: 1, twice - last vs. Virginia (5/20/17)
RBI: --
Home Runs: --
Doubles: 1 vs. Virginia (5/20/17)
Triples: --
Stolen Bases: --

Honors & Awards

2017-18 ACC Academic Honor Roll
2016-17 ACC Academic Honor Roll

2018 (Sophomore)

Saw action in five games for the Jackets … Recorded four putouts at first base … Had a pinch-hit at-bat at Georgia State (March 7), against Virginia Tech (March 17), versus No. 6 Florida State (April 8), at home versus Kennesaw State (April 18) and in ACC play against No. 10 Duke (May 18).

2017 (Freshman)

Played in nine games off the bench for the Jackets … Hit .222 with a double and two runs scored … Also drew two walks … Recorded a .364 on-base percentage for the season … Saw his first career action in the win versus Marshall (Feb. 18) … Recorded his first career hit with a pinch hit single against Georgia Southern (May 16) … Went 1-for-3 with a double and a run scored in the series finale versus No. 8 Virginia (May 20) … Also scored a run in the series-opening win over No. 8 Virginia (May 18).

Before Tech

Four-year letterwinner in baseball at Lake Brantley High School under head coach Eric Entrekin … Two-year team captain … A 2016 Rawlings-Perfect Game honorable mention all-American and a 2016 PG Florida all-region second team selection … A 2014 and 2015 PG underclass high honorable mention all-American honoree … Ranked as the No. 10 third baseman in the state of Florida for the Class of 2016 by Perfect Game … Also ranked No. 36 overall nationally at third base by Perfect Game … A two-time first-team all-conference selection in 2015 and 2016 … Hit .449 overall at the plate his senior season … Led his team to back-to-back SAC Championships in 2015 and 2016 … Also lettered for one year on the football team and one year on the basketball team … Also played for the Chet Lemon's Juice fall and summer teams … Was named to the 2015 Perfect Game WWBA World Championship all-tournament team … A member of the honor roll.

Personal

Full name is Paxton Robert Rigby … Born on March 2, 1998 in Scottsdale, Ariz. … Son of Brad and Lynne Rigby … Has four younger siblings – Carson, Braden, Jackson and Lylah … Father, Brad, played baseball at Tech from 1991-93 and in the major leagues for the Oakland A's, Kansas City Royals and the Montreal Expos … Started playing baseball at the age of four … Chose Tech because of its academics, the baseball team and the chance to follow his father's footsteps at Tech … Intends to major in business administration.

CAREER STATISTICS // ALL GAMES

Year	Avg	GP	GS	AB	R	H	2B	3B	HR	RBI	TB	SLG%	BB	HBP	SO	GDP	OB%	SF	SH	SB	ATT	PO	A	E	FLD%
2017	.222	9	0	9	2	2	1	0	0	0	3	.333	2	0	3	0	.364	0	0	0	0	8	2	0	1.000
2018	.000	5	0	5	0	0	0	0	0	0	0	.000	0	0	2	0	.000	0	0	0	0	4	0	0	1.000
TOTAL	**.143**	**14**	**0**	**14**	**2**	**2**	**1**	**0**	**0**	**0**	**3**	**.214**	**2**	**0**	**5**	**0**	**.250**	**0**	**0**	**0**	**0**	**12**	**2**	**0**	**1.000**

CAREER STATISTICS // CONFERENCE GAMES

Year	Avg	GP	GS	AB	R	H	2B	3B	HR	RBI	TB	SLG%	BB	HBP	SO	GDP	OB%	SF	SH	SB	ATT	PO	A	E	FLD%
2017	.200	5	0	5	2	1	1	0	0	0	2	.400	2	0	1	0	.429	0	0	0	0	7	0	0	1.000
2018	.000	3	0	3	0	0	0	0	0	0	0	.000	0	0	1	0	.000	0	0	0	0	3	0	0	1.000
TOTAL	**.125**	**8**	**0**	**8**	**2**	**1**	**1**	**0**	**0**	**0**	**2**	**.250**	**2**	**0**	**2**	**0**	**.300**	**0**	**0**	**0**	**0**	**10**	**0**	**0**	**1.000**

RETURNERS

OSCAR SERRATOS

Sophomore • INF/RHP
6-3 • 188 • R/R
Lawrenceville, Ga.
(Grayson)

23

MLB Draft

Drafted in the 14th round by the Cleveland Indians (432nd overall) in 2017 but chose to attend Tech.

2018 (Freshman)

Played in 38 games, starting 31 overall as a freshman … Also pitched in five games out of the bullpen for the Jackets … Hit .311 on the season with three home runs, a triple and four doubles … Drove in 14 RBIs and scored 22 runs … Posted a .437 slugging percentage and a .393 on-base percentage on the season … Stole seven bases, which was second on the team … Registered eight multi-hit games and four multi-RBI games on the year … Posted a season-high eight-game hitting streak … Led the Jackets in ACC play by hitting .367 in 22 conference games, totaling 22 base hits … Also posted a .500 slugging percentage in ACC contests … Picked up a season-high four base hits in the Saturday win over Miami (March 31) … Made his collegiate debut and picked up his first career hit on opening weekend versus UConn (Feb. 18) … Recorded his first career RBI in the road win at Georgia State (March 7) … Went 1-for-3 with a home run in the home contest versus Mercer (March 21) … Was 1-for-3 with two RBIs in the doubleheader at No. 6 NC State (March 23) … Exploded to go 6-for-12 with two RBIs and three runs scored in the series sweep of Miami (March 30-April 1) … Was a combined 4-for-6 with a home run, two doubles, two walks, two RBIs and three runs scored in the two wins over No. 6 Florida State (April 7-8) … Was 1-for-5 with a walk and a stolen base in the road win at Mercer (April 10) … Went 1-for-3 with a run scored and a stolen base against Pittsburgh on Friday (April 13) and Sunday (April 15) … Was 1-for-2 with a double, a walk and two runs scored in the blowout win over Kennesaw State (April 18) … Went 2-for-3 with a walk in the series opener at No. 8 North Carolina (April 20) … Went 2-for-3 with a walk and a run scored in the home contest versus No. 20 Georgia … Was a combined 5-for-14 with a home run, a walk, three RBIs and three runs scored in the weekend series sweep of Radford (May 4-6) … Went 1-for-3 with a walk, an RBI, two runs scored and a stolen base in the home win against SEMO (May 15) … Closed out the regular season going 6-for-12 with a triple, two RBIs and three runs scored in the ACC series win over No. 10 Duke (May 17-19) … Picked up a base hit going 1-for-3 in the ACC Tournament game versus Pittsburgh (May 22) … Appeared in five games on the mound for the Jackets, going 0-0 with an 8.10 ERA … Threw one scoreless inning in the second game of the doubleheader versus Dartmouth (Feb. 24) … Also threw a scoreless inning in the shutout over Arkansas-Pine Bluff (Feb. 27).

CAREER HIGHS

Hits: 4 vs. Miami (March 31, 2018)
Runs: 2, five times
RBI: 2, four times
Home Runs: 1, three times - last vs. Radford (May 5, 2018)
Doubles: 2 vs. Florida State (April 7, 2018)
Triples: 1 vs. Duke (May 17, 2018)
Stolen Bases: 1, seven times

Before Tech

Drafted in the 2017 MLB First-Year Player Draft in the 14th round by the Cleveland Indians … A four-year letterwinner in baseball at Grayson High School under head coach Jed Hixon … Ranked as high as No. 4 overall in the state of Georgia at the shortstop position and No. 17 overall for the class of 2017 in Georgia by Perfect Game … Also ranked No. 36 overall at the shortstop spot and No. 181 overall nationally by Perfect Game in the class of 2017 … A 2017 Rawlings-Perfect Game honorable mention all-American and a southeast all-region first team selection … A two-time Perfect Game underclassmen high honorable mention all-American selection in both 2015 and 2016 … A two-time Georgia Dugout Preview Class AAAAAAA all-state selection as a junior and senior … A two-time all-region team member … Also a two-time Gwinnett Daily Post all-county first team member … Chosen to play in the Cobb vs. Gwinnett All-Star game as both a junior and senior … Led his team to the regional championship title in 2017 as a senior … A member of the Team Elite 17's Prime team that won the 2016 18U BCS Championships … Was also a member of the East Cobb Astros team that won the 2016 and 2014 WWBA Championships … Named to the 2016 17U WWBA National Championship all-tournament team, the 2016 WWBA SE Qualifier 1 all-tournament team, the 2015 16U Perfect Game World Series all-tournament team and the 2015 15U WWBA National Championship all-tournament team … Hit .382, with three home runs, three triples, five doubles and 24 RBIs his senior season for Grayson High School … Also hit .414 with 29 hits, 15 RBIs and 28 runs scored over 25 games for Grayson his junior year.

Personal

Full name is Oscar Ivan Serratos … Born on Sept. 24, 1999 in Montebello, Calif. … Son of Oscar and Liliana Serratos … Has three siblings — Marlyne, Wendy and Danny … Enjoys hanging out with friends and playing video games … Chose Tech because of its academic reputation, the chance to play baseball and because it is close to home … Intends to major in business administration.

CAREER STATISTICS // ALL GAMES

Batting

Year	Avg	GP	GS	AB	R	H	2B	3B	HR	RBI	TB	SLG%	BB	HBP	SO	GDP	OB%	SF	SH	SB	ATT	PO	A	E	FLD%
2018	.311	38	31	119	22	37	4	1	3	14	52	.437	13	3	34	1	.393	0	0	7	9	29	48	12	.865
TOTAL	**.311**	**38**	**31**	**119**	**22**	**37**	**4**	**1**	**3**	**14**	**52**	**.437**	**13**	**3**	**34**	**1**	**.393**	**0**	**0**	**7**	**9**	**29**	**48**	**12**	**.865**

Pitching

Year	ERA	W	L	App	GS	CG	SHO	CBO	SV	IP	H	R	ER	BB	SO	2B	3B	HR	BF	B/Avg	WP	HBP	BK	SFA	SHA
2018	8.10	0	0	5	0	0	0	1	0	3.1	5	8	3	2	3	1	0	0	20	.313	0	1	0	1	0
TOTAL	**8.10**	**0**	**0**	**5**	**0**	**0**	**0**	**1**	**0**	**3.1**	**5**	**8**	**3**	**2**	**3**	**1**	**0**	**0**	**20**	**.313**	**0**	**1**	**0**	**1**	**0**

CAREER STATISTICS // CONFERENCE GAMES

Batting

Year	Avg	GP	GS	AB	R	H	2B	3B	HR	RBI	TB	SLG%	BB	HBP	SO	GDP	OB%	SF	SH	SB	ATT	PO	A	E	FLD%
2018	.367	22	15	60	12	22	3	1	1	8	30	.500	5	2	17	0	.433	0	0	4	6	5	23	7	.800
TOTAL	**.367**	**22**	**15**	**60**	**12**	**22**	**3**	**1**	**1**	**8**	**30**	**.500**	**5**	**2**	**17**	**0**	**.433**	**0**	**0**	**4**	**6**	**5**	**23**	**7**	**.800**

RETURNERS

WILL SHIRAH

Redshirt Freshman • LHP/OF
6-2 • 215 • S/L
Blue Ridge, Ga. (Fannin County)

34

CAREER HIGHS

Innings: 2.2 vs Bradley (Feb. 17, 2018)
Strikeouts: 6 vs. Bradley (Feb. 17, 2018)
Walks: --
Batters Faced: 16 vs. Bradley (Feb. 17, 2018)

2018 (Freshman)

Received a medical redshirt … Missed most of the season due to an injury … Pitched in four games on the season, making one start … Totaled 6.1 innings on the mound for the Jackets … Posted a 9.95 ERA … Recorded 10 strikeouts … Made his first collegiate start on the mound at home versus Mercer (March 21) … Threw a season-high 2.2 innings versus Bradley (Feb. 17) … Struck out a season-high six batters versus the Braves (Feb. 17) … Also struck out two hitters over a scoreless inning at Georgia State (March 7) … Pitched an inning in game two of the doubleheader at No. 6 Clemson (March 10) … Graduated from high school a semester early and enrolled at Georgia Tech mid-year in January 2018.

Before Tech

Graduated a semester early from Fannin County High School to join the Jackets in the spring of 2018 … Lettered for three years in baseball for head coach Jon Ayres and one year on the basketball court for coach Scott Eggleston at Fannin County … Ranked as the No. 4 lefty in the state of Georgia and No. 21 nationally by Perfect Game in the 2018 class … Also ranked as the No. 19 overall prospect for the class of 2018 in the state of Georgia and the No. 183 nationally ranked prospect by PG … Was a 2017 PG underclassmen all-American third team selection and a 2016 PG underclassmen all-American honorable mention member … A 2017 PG National Showcase and 2016 Jr. National Showcase participant, the lefty was named to the Showcase Top Prospect team both times … A three-time all-region 7-AAA player by Georgia Dugout Club … Was also a preseason all-state first team selection by the Georgia Dugout Club for his senior season in 2018, which he skipped to attend Tech … Led his team in hitting both as a freshman and a junior … Hit two home runs on opening day in 2017, one from each side of the plate … Threw a perfect game for Fannin County versus Union County as a junior in 2017 … Also recorded a no-hitter as a sophomore in 2016 against Towns County High School … As a member of the 6-4-3 DP Tigers in 2014, he helped lead his squad to the 2014 14U Perfect Game-East Cobb Invitational championship before moving on to the East Cobb Colt .45s where he was a part of the 2016 16U PG Evoshield Classic, the 2016 WWBA 16U National Championship Qualifier, the 2016 16U WWBA Memorial Day at LakePoint, the 2015 PG Elite Underclass Championship and the 2015 15U Perfect Game-East Cobb Invitational championship teams … Was named to a total of 22 PG all-tournament teams from 2015-17, including both the 2016 and 2017 WWBA World Championship all-tournament teams … Made the PG 17U Tournament all-American first team and was invited to attend the 2017 East Coast Pro top prospect event … Ranked No. 1 in his graduating class at Fannin County H.S. … A member of the National Honor Society … Also served as a junior board member of the United Community Bank … Earned a total of 25 semester hours as an advanced placement and dual enrollment student at Fannin County … A two-time FCHS varsity academic team member and a Fields of Faith — Fellowship of Christian Athletes event leader … Received the 2018 senior superlative "Best All Around" award … Was also a 2017 SACSN National High School Leadership award winner — a distinctive recognition for academic and athlete experience and community charitable work … A Hugh O'Brien Youth Leadership award winner in 2016 as a sophomore.

Personal

Full name is Clifford William Shirah III, but he goes by Will … Born on June 9, 1999 in Atlanta, Ga. … Son of Cliff and Julie Shirah … Has a younger brother named Matthew … Graduated early from high school to play at Georgia Tech and in the ACC, skipping his 2018 senior baseball season … Also enjoys playing golf, basketball and fishing … Chose Tech because it is in a great baseball conference, the coaching staff, it is a great academic institution and it is close to home … Intends to major in industrial engineering.

CAREER STATISTICS // ALL GAMES

Year	ERA	W	L	App	GS	CG	SHO	CBO	SV	IP	H	R	ER	BB	SO	2B	3B	HR	BF	B/Avg	WP	HBP	BK	SFA	SHA
2018	9.95	0	1	4	1	0	0	0	0	6.1	8	8	7	9	10	2	0	1	38	.308	1	2	0	1	0
TOTAL	**9.95**	**0**	**1**	**4**	**1**	**0**	**0**	**0**	**0**	**6.1**	**8**	**8**	**7**	**9**	**10**	**2**	**0**	**1**	**38**	**.308**	**1**	**2**	**0**	**1**	**0**

CAREER STATISTICS // CONFERENCE GAMES

Year	ERA	W	L	App	GS	CG	SHO	CBO	SV	IP	H	R	ER	BB	SO	2B	3B	HR	BF	B/Avg	WP	HBP	BK	SFA	SHA
2018	9.00	0	0	1	0	0	0	0	0	1.0	1	1	1	1	1	0	0	1	6	.250	0	1	0	0	0
TOTAL	**9.00**	**0**	**0**	**1**	**0**	**0**	**0**	**0**	**0**	**1.0**	**1**	**1**	**1**	**1**	**1**	**0**	**0**	**1**	**6**	**.250**	**0**	**1**	**0**	**0**	**0**

RETURNERS

JAMIE TAYLOR

Sophomore • C/RHP
6-1 • 207 • R/R
Johns Creek, Ga.
(Marist)

20

CAREER HIGHS

Hits: 1, twice - last vs. Radford (May 4, 2018)
Runs: --
RBI: --
Home Runs: --
Doubles: --
Triples: --
Stolen Bases: --

Honors & Awards

2017-18 ACC Academic Honor Roll

2018 (Freshman)

Played in 11 games on the season as a true freshman … Hit .200 on the year, picking up two pinch-hit base hits over 10 at-bats … Made his collegiate debut versus Arkansas-Pine Bluff (Feb. 27) … Picked up his first career hit in the home win over Kennesaw State (April 18) … Also had a base hit off the bench in the 6-5 walk-off win over Radford (May 4) … Had one putout and one assist in the field on the year.

Before Tech

A four-year letterwinner in baseball at the Marist School under head coach Mike Strickland … Also lettered for one year on the football team … Ranked as high as No. 13 at the catcher position and No. 84 overall in the state of Georgia for the class of 2017 … A 2017 Rawlings-Perfect Game honorable mention all-American and a southeast all-region second team selection as a senior … Was also a 2016 PG underclass high honorable mention honoree … Named to the Georgia Dugout Class AAAA all-state second team in 2017 … Tabbed the team's 2017 Defensive Player of the Year … Was named Marist's 2016 Offensive Player of the Year as a junior … Was also the team's Defensive Player of the Year as a sophomore in 2015 … Co-captain in 2017 as a senior … Helped lead his Marist squad to a 2017 state championship title, the program's 13th overall … Was a part of three regional championship teams (2014, 2015 and 2016) … Was awarded the Marist School baseball scholar-athlete award in 2017 … A member of the Dean's List and the National Honor Society … Also played club ball with East Cobb for five years and 6-4-3 DP for two years along with current Yellow Jacket teammates Brant Hurter and Hugh Chapman.

Personal

Full name is James Douglas Taylor Jr., but goes by Jamie … Born on Feb. 5, 1999 in Johns Creek, Ga. … Son of James Sr. and Elizabeth Taylor … Has two siblings — Alexandra and Grey … Enjoys listening to musing, building, doing yardwork and fishing … Also enjoys volunteering … Chose Tech because of the proximity to home, its academic excellence and its baseball tradition … Intends to major in business administration with a concentration in finance.

CAREER STATISTICS // ALL GAMES

Year	Avg	GP	GS	AB	R	H	2B	3B	HR	RBI	TB	SLG%	BB	HBP	SO	GDP	OB%	SF	SH	SB	ATT	PO	A	E	FLD%
2018	.200	11	0	10	0	2	0	0	0	0	2	.200	0	0	4	0	.200	0	0	0	0	1	1	0	1.000
TOTAL	**.200**	**11**	**0**	**10**	**0**	**2**	**0**	**0**	**0**	**0**	**2**	**.200**	**0**	**0**	**4**	**0**	**.200**	**0**	**0**	**0**	**0**	**1**	**1**	**0**	**1.000**

CAREER STATISTICS // CONFERENCE GAMES

Year	Avg	GP	GS	AB	R	H	2B	3B	HR	RBI	TB	SLG%	BB	HBP	SO	GDP	OB%	SF	SH	SB	ATT	PO	A	E	FLD%
2018	.000	5	0	5	0	0	0	0	0	0	0	.000	0	0	2	0	.000	0	0	0	0	1	0	0	1.000
TOTAL	**.000**	**5**	**0**	**5**	**0**	**0**	**0**	**0**	**0**	**0**	**0**	**.000**	**0**	**0**	**2**	**0**	**.000**	**0**	**0**	**0**	**0**	**1**	**0**	**0**	**1.000**

RETURNERS

CONNOR THOMAS

Junior ○ LHP
5-11 ○ 173 ○ L/L
Omega, Ga. (Tift County)

42

CAREER HIGHS

Innings: 9.0, three times - last at Virginia (May 12, 2018)
Strikeouts: 17 vs. Wake Forest (April 28, 2018)
Walks: 3 vs. Virginia (May 20, 2017)
Batters Faced: 38 at Virginia (May 12, 2018)

Honors & Awards

2018 All-ACC First Team
ACC Pitcher of the Week (May 14, 2018)
NCBWA National Pitcher of the Month (April, 2018)
Perfect Game/Rawlings College Pitcher of the Week (May 1, 2018)
Collegiate Baseball National Player of the Week (April 30, 2018)
ACC Co-Pitcher of the Week (April 6, 2018)

2018 (Sophomore)

Named to the all-ACC first team … Tabbed the NCBWA National Pitcher of the Week for the month of April … A two-time ACC Pitcher of the Week (April 9 and May 14) … Named a Collegiate Baseball National Player of the Week on April 30 … Also tabbed Perfect Game/Rawlings College Pitcher of the Week on May 1 … Pitched in 16 games on the season for the Jackets, making 15 starts … Went 7-4 overall with one save on the year … Struck out a team-high 106 batters over a team-high 97.0 innings, which both ranked fifth in the ACC on the year … Walked just 10 batters all season long … Threw a team and ACC-high three complete games on the season – versus No. 6 Florida State (April 7), against Wake Forest (April 28) and at Virginia (May 12) … Held opponents to a .241 batting average on the season … Totaled eight quality starts on the year … Struck out 10 batters or more twice, including an ACC and career-high 17 batters versus Wake Forest (April 27) … Led the ACC in fewest walks allowed per nine innings (0.93) and in strikeout-to-walk ratio (10.60) on the year … Earned his first career save with 4.0-scoreless innings in the season-opening win over Minnesota (Feb. 16) … Allowed just one run on four hits, one walk and six strikeouts over 7.0 innings to earn the win on the road at Georgia Southern (Feb. 20) … Held Arkansas-Pine Bluff (Feb. 27) to just one hit over 5.0-complete innings, while striking out six to pick up the win … Went 7.1 innings to record the win versus Miami (March 31), surrendering four runs on four hits and one walk, while striking out 10 batters … Allowed just one run on six hits, while striking out nine in a complete-game win over No. 6 Florida State (April 7) … Went the distance in a complete-game win over Wake Forest (April 28), striking out 17 batters and holding the Deacons to just one run on four hits for the game … Earned the complete-game win at Virginia (May 12), allowing one unearned run on six hits, while striking out seven over 9.0 innings … Pitched 5.0-complete innings, surrendering four runs, three earned, on seven hits and one walk in the blowout win over No. 10 Duke (May 18) to clinch the series win … Threw 6.2 innings at No. 8 North Carolina (April 21), giving up just one earned run on six hits and eight strikeouts, but did not factor in the decision … Also recorded a quality start with 6.0 innings versus Radford (May 5), but did not factor in the decision … Also went 7.0 innings, allowing only three earned runs on seven hits and nine strikeouts in a road loss at No. 6 Clemson (March 10) … Suffered the loss at Pittsburgh (April 14), despite giving up just two runs on six hits and nine strikeouts over 7.1 innings.

2017 (Freshman)

Made six appearances on the mound, making one start … Went 0-1 on the season … Totaled 10.1 innings of work … Struck out five batters … Made his collegiate debut out of the bullpen versus Georgia at SunTrust Park (May 9) … Made his first career start in the regular season finale versus No. 8 Virginia (May 20) … Threw 2.0 innings versus Georgia (May 9) … Also came out of the bullpen to pitch an inning at Duke (May 13) and 2.0 innings in the home win over Georgia Southern (May 16) … Pitched 0.1 innings of relief in the Jackets' 14-7 win in the series-opener versus No. 8 Virginia (May 18) … Went 3.0-plus innings in his first career start versus the No. 8 Cavaliers (May 20) … Also came out of the bullpen for 2.0-plus innings of work against No. 12 Wake Forest (May 25) at the 2017 ACC Baseball Championship.

Before Tech

A three-year letterwinner at Tift County High School under head coach Kyle Kirk … Was a team captain his senior year … A 2016 Rawlings-*Perfect Game* Honorable mention all-American … Also a 2016 *Perfect Game* southeast all-region second team selection … Was also recognized as a 2015 *PG* underclass honorable mention all-American … Ranked No. 9 in the state of Georgia and No. 64 nationally by *Perfect Game* among all left handed pitchers in the 2016 signing class … Named to the all-state team in 2016 as a senior … Was a two-time all-region first team selection in 2015 and 2016 … Tabbed the Region Pitcher of the Year in 2015 … Helped lead his team to the regional championship title in 2015 as a junior … Also played for Team Elite from 2014-16 … A four-year member of the honor roll.

Personal

Full name is Sidney Connor Thomas, but he goes by Connor … Born on May 29, 1998 in Tifton, Ga. … Son of Calvin and Tammie Thomas … Enjoys playing golf and the guitar … Started playing baseball at the age of five … An active member of Fellowship of Christian Athletes … Chose Tech because of the education and the baseball team … Intends to major in business administration.

CAREER STATISTICS // ALL GAMES

Year	ERA	W	L	App	GS	CG	SHO	CBO	SV	IP	H	R	ER	BB	SO	2B	3B	HR	BF	B/Avg	WP	HBP	BK	SFA	SHA
2017	11.32	0	1	6	1	0	0	0	0	10.1	16	15	13	9	5	2	1	2	54	.381	2	0	0	2	1
2018	3.34	7	4	16	15	3	0	1	1	97.0	90	42	36	10	106	16	3	5	398	.241	3	5	1	4	6
TOTAL	**4.11**	**7**	**5**	**22**	**16**	**3**	**0**	**1**	**1**	**107.1**	**106**	**57**	**49**	**19**	**111**	**18**	**4**	**7**	**452**	**.255**	**5**	**5**	**1**	**6**	**7**

CAREER STATISTICS // CONFERENCE GAMES

Year	ERA	W	L	App	GS	CG	SHO	CBO	SV	IP	H	R	ER	BB	SO	2B	3B	HR	BF	B/Avg	WP	HBP	BK	SFA	SHA
2017	14.54	0	1	3	1	0	0	0	0	4.1	7	7	7	5	2	1	1	1	24	.389	1	0	0	1	0
2018	3.26	5	3	10	10	3	0	0	0	69.0	65	30	25	7	80	9	3	3	287	.243	3	5	0	2	5
TOTAL	**3.93**	**5**	**4**	**13**	**11**	**3**	**0**	**0**	**0**	**73.1**	**72**	**37**	**32**	**12**	**82**	**10**	**4**	**4**	**311**	**.252**	**4**	**5**	**0**	**3**	**5**

RETURNERS

CAMERON TURLEY

Sophomore • C/RHP
6-4 • 208 • R/R
Dacula, Ga.
(Mill Creek)

18

CAREER HIGHS

Hits: 1 vs. Arkansas-Pine Bluff
Runs: --
RBI: 1 vs. Arkansas-Pine Bluff

Innings: 1.0 vs. Duke (May 19, 2018)
Strikeouts: 1 vs. Duke (May 19, 2019)
Batters Faced: 5 vs. Duke (May 19, 2018)

Honors & Awards

2017-18 ACC Academic Honor Roll

2018 (Freshman)

Played in eight games off the bench for the Jackets on the year … Made one appearance out of the bullpen for Tech … Hit .250 on the season with one base hit and one RBI … Totaled 11 putouts behind the plate … Made his collegiate debut in the win over Arkansas-Pine Bluff (Feb. 27) … Recorded his first career hit and RBI with an RBI single at home against Arkansas-Pine Bluff (Feb. 27) … Drew a walk versus No. 6 Florida State (April 8) … Also had an at-bat at Georgia State (March 7), versus Kennesaw State (April 18) and against No. 10 Duke (May 18) … Made his debut on the mound with 1.0 inning versus No. 10 Duke (May 19), striking out one batter.

Before Tech

A two-sport athlete at Mill Creek High School … Lettered for four years in baseball for head coach Doug Jones … Also lettered and played quarterback for the football team for two years … Ranked as high as No. 8 overall at the catcher position and No. 46 overall in the state of Georgia in the class of 2017 by Perfect Game … Also ranked as high as No. 55 overall nationally at the catcher spot for the 2017 class by PG … A 2017 Rawlings-Perfect Game honorable mention all-American and a southeast all-region second team selection … A two-time Perfect Game underclassmen honorable mention all-American in both 2015 and 2016 … A two-time Georgia Dugout Preview Magazine Class AAAAAAA all-state team member … Also a three-time all-region selection in baseball … A two-time Gwinnett Daily Post all-county second team selection on the diamond … Participated in the 2016 Perfect Game National Showcase in which he ranked in the top-10 in both catcher throwing velocity and poptime … Was a member of the 2014 15U BCS Championship team, the 2014 WWBA 2017 Grads National Championship team and the 2014 15U Perfect Game-East Cobb Invitational Championship team … With the Georgia Jackets he was named to the 2016 17U Perfect Game-East Cobb Invitational all-tournament team, the 2016 18U Memorial Day at LakePoint all-tournament team, the 2015 16U Perfect Game World Series all-tournament team and the 2014 15U WWBA National Championship all-tournament team … Also a quarterback on the nationally ranked Mill Creek football team his junior and senior seasons … A team captain his senior year … A two-time first-team all-state, all-region and all-county selection in football … Led his team to back-to-back regional championship titles in 2015 and 2016 … Holds the school record for the most career touchdown passes, the most career passing yards and the most career passing attempts … Also has the school record for the longest touchdown pass … A four-year honor roll member … Graduated with honors.

Personal

Full name is Cameron Charles Turley … Born on Nov. 12, 1998 in Lawrenceville, Ga. … Son of Chuck and Kim Turley … Has two siblings — Kyle and Cailyn … Father, Chuck, graduated from Georgia Tech (1998) … Enjoys fishing and playing video games … Chose Tech because of the chance for a great education, the athletic opportunities and the diverse atmosphere it offers … Intends to major in business administration.

CAREER STATISTICS // ALL GAMES

Batting

Year	Avg	GP	GS	AB	R	H	2B	3B	HR	RBI	TB	SLG%	BB	HBP	SO	GDP	OB%	SF	SH	SB	ATT	PO	A	E	FLD%
2018	.250	8	0	4	0	1	0	0	0	1	1	.250	1	0	2	0	.400	0	0	0	0	11	0	0	1.000
TOTAL	**.250**	**8**	**0**	**4**	**0**	**1**	**0**	**0**	**0**	**1**	**1**	**.250**	**1**	**0**	**2**	**0**	**.400**	**0**	**0**	**0**	**0**	**11**	**0**	**0**	**1.000**

Pitching

Year	ERA	W	L	App	GS	CG	SHO	CBO	SV	IP	H	R	ER	BB	SO	2B	3B	HR	BF	B/Avg	WP	HBP	BK	SFA	SHA
2018	0.00	0	0	1	0	0	0	0	0	1.0	1	1	0	1	1	0	0	0	5	.250	0	0	0	0	0
TOTAL	**0.00**	**0**	**0**	**1**	**0**	**0**	**0**	**0**	**0**	**1.0**	**1**	**1**	**0**	**1**	**1**	**0**	**0**	**0**	**5**	**.250**	**0**	**0**	**0**	**0**	**0**

CAREER STATISTICS // CONFERENCE GAMES

Batting

Year	Avg	GP	GS	AB	R	H	2B	3B	HR	RBI	TB	SLG%	BB	HBP	SO	GDP	OB%	SF	SH	SB	ATT	PO	A	E	FLD%
2018	.000	4	0	1	0	0	0	0	0	0	0	.000	1	0	0	0	.500	0	0	0	0	6	0	0	1.000
TOTAL	**.000**	**4**	**0**	**1**	**0**	**0**	**0**	**0**	**0**	**0**	**0**	**.000**	**1**	**0**	**0**	**0**	**.500**	**0**	**0**	**0**	**0**	**6**	**0**	**0**	**1.000**

Pitching

Year	ERA	W	L	App	GS	CG	SHO	CBO	SV	IP	H	R	ER	BB	SO	2B	3B	HR	BF	B/Avg	WP	HBP	BK	SFA	SHA
2018	0.00	0	0	1	0	0	0	0	0	1.0	1	1	0	1	1	0	0	0	5	.250	0	0	0	0	0
TOTAL	**0.00**	**0**	**0**	**1**	**0**	**0**	**0**	**0**	**0**	**1.0**	**1**	**1**	**0**	**1**	**1**	**0**	**0**	**0**	**5**	**.250**	**0**	**0**	**0**	**0**	**0**

RETURNERS

LUKE WADDELL

Sophomore ○ INF
5-9 ○ 176 ○ L/R
Loveland, Ohio (Loveland)

7

CAREER HIGHS

Hits: 2, nine times
Doubles: 2 vs. Bradley (Feb. 17, 2018)
Triples: 1 vs. Miami (March 30, 2018)
Home Runs: 1 vs. Virginia Tech (March 16, 2018)
RBI: 2 vs. Virginia Tech (Feb. 20, 2018)

Honors & Awards

2017-18 ACC Academic Honor Roll

2018 (Freshman)

Played in 42 games, making 31 starts on the season as a true freshman … Saw time at third base, second base and shortstop throughout the year … Hit .283 with a home run, a triple, eight doubles, 10 walks, 10 RBIs and 20 runs scored … Posted an on-base percentage of .348 on the season … Recorded a season-high five-game hitting streak and a six-game on-base streak for the year … Totaled nine multi-hit games and two multi-RBI games … Made his collegiate debut in the season opener versus Minnesota (Feb. 16) … Picked up his first career hit in the opening-weekend contest versus Bradley (Feb. 17), going 2-for-4 with two doubles, two RBIs and a run scored … Also drove in two RBIs in the road win at Georgia Southern (Feb. 20) … Scored a season-high two runs in the Friday night win against Virginia Tech (March 16), going 2-for-4 with a home run … Went 2-for-4 with a run scored in game two of the doubleheader with Dartmouth (Feb. 24) … Also went 2-for-3 with a double and a walk in the home win over Arkansas-Pine Bluff (Feb. 27) … Was a combined 4-for-11 with a double and three runs scored in the series win over Illinois-Chicago (March 2-4) … Went 3-for-12 with a home run, two RBIs and two runs scored in three starts versus Virginia Tech (March 16-18) … Drove in an RBI and scored a run in the Jackets' home win over No. 6 Auburn (March 20) … Went 1-for-1 with a triple in game one versus Miami (March 30) before leaving the game with an injury … Was 2-for-5 with an RBI and a run scored in the double-digit win over Kennesaw State (April 18) … Went a combined 3-for-9 with two doubles, a walk and two runs scored in the ACC series at No. 8 North Carolina (April 20-22) … Was also 3-for-9 with a double, an RBI and a run scored in the series win over Wake Forest (April 27-29) … Went a perfect 2-for-2 with an RBI and a run scored off the bench in Tech's regular-season finale versus No. 10 Duke (May 19).

Before Tech

A three-sport athlete at Loveland High School … Was a four-year letterwinner and a two-time team captain in baseball under head coach Ken Reed … Rated as the No. 3 shortstop and the No. 11 overall prospect in the state of Ohio for the class of 2017 by Perfect Game … Also ranked as high as No. 141 nationally overall at the shortstop position by PG … A 2017 Rawlings-Perfect Game honorable mention all-American … Also a 2017 central region honorable mention selection by PG … A two-time Perfect Game underclassmen high honorable mention all-American (2015, 2016) … A two-time All-Ohio all-state selection and a two-time all-district honoree … Named the 2017 Eastern Cincinnati Conference (ECC) Baseball Athlete of the Year his senior season … Also a four-time ECC first-team all-conference selection on the baseball diamond … Played in the 2017 East vs. West All-Star game … Holds the school record in career games played, hits and doubles … Helped lead his Loveland High School team to a 21-6 overall record and a 13-3 conference record in 2016 as a junior … Also lettered in football and basketball at Loveland High School … Led his football team to the state championship title, district title and ECC conference title in 2013 … Holds the Loveland High School football records in career rushing yards, receiving yards, touchdowns and points scored … Also holds the football school records with the most rushing yards and touchdowns in a single season … Tabbed a MaxPreps second-team freshman all-American in 2013 on the football field … Also a four-time first-team all-conference selection in football … A member of the Midland Redskins summer team for three seasons … A member of the National Honor Society and the high honor roll.

Personal

Full name is Luke Thomas Waddell … Born July 13, 1998 in Loveland, Ohio … Son of Eric and Lisa Waddell … Has an older brother named Reid … Also lived in Memphis, Tenn. … Enjoys playing ping pong … Chose Tech because of the coaching staff, the great academics and the chance to play in the ACC … Intends to major in business administration.

YELLOW JACKETS

CAREER STATISTICS // ALL GAMES

Year	Avg	GP	GS	AB	R	H	2B	3B	HR	RBI	TB	SLG%	BB	HBP	SO	GDP	OB%	SF	SH	SB	ATT	PO	A	E	FLD%
2018	.283	42	31	120	20	34	8	1	1	10	47	.392	10	2	17	3	.348	0	1	1	3	18	66	9	.903
TOTAL	**.283**	**42**	**31**	**120**	**20**	**34**	**8**	**1**	**1**	**10**	**47**	**.392**	**10**	**2**	**17**	**3**	**.348**	**0**	**1**	**1**	**3**	**18**	**66**	**9**	**.903**

CAREER STATISTICS // CONFERENCE GAMES

Year	Avg	GP	GS	AB	R	H	2B	3B	HR	RBI	TB	SLG%	BB	HBP	SO	GDP	OB%	SF	SH	SB	ATT	PO	A	E	FLD%
2018	.273	22	17	66	8	18	4	1	1	4	27	.409	4	0	9	1	.314	0	0	0	1	10	37	2	.959
TOTAL	**.273**	**22**	**17**	**66**	**8**	**18**	**4**	**1**	**1**	**4**	**27**	**.409**	**4**	**0**	**9**	**1**	**.314**	**0**	**0**	**0**	**1**	**10**	**37**	**2**	**.959**

RETURNERS

JACKSON WEBB

Redshirt Junior • INF
6-0 • 165 • S/R
Roswell, Ga.
(Jonson Ferry Chistian) (UCF)

35

CAREER HIGHS

Hits: 2, eight times
Runs: 2, twice
RBI: 1, seven times
Home Runs: --
Doubles: 1, twice
Triples: --
Stolen Bases: 1 vs. Wagner (3/4/18)
Career-highs are Divsion I only

MLB Draft

Drafted in the 37th round by the Atlanta Braves (1110th overall) in 2015 but chose to attend Tech.

2018 (Redshirt Sophomore)

Attended UCF ... Made 35 appearances, making 26 starts overall while playing the majority of his time at third base ... Hit .272 on the year with 25 hits, including two doubles, for seven RBI and 14 runs scored ... Quick on the base-path, stole eight bases and was only thrown out three times ... Drew 14 walks ... Had a career-best hot streak from March 3-March 6 as he had two hits in three-straight games including one against SEC foe Florida as a designated hitter ... Hit 6-for-10 overall during the stretch with two RBI, a double and four stolen bases.

2017 (Redshirt Freshman)

Played one year at Gulf Coast State College … Named First Team All-Conference for a .357 batting average with 14 doubles, one home run and 15 stolen bases.

2016 (True Freshman)

Did not play in first year at Georgia Tech, redshirted.

Before Tech

Attended Fellowship Christian School for two years before transferring to a homeschool program at Johnson Ferry Christian Academy … Batted .511 with 32 RBIs and 43 stolen bases during his senior season … Lists receiving MVP honors at the 2014 7U Perfect Game-East Cobb Invitational and winning the Connie Mac World Series as his favorite baseball memories … Chose to attend Tech because of the academics, outstanding baseball program and proximity to home.

Personal

Full name is Thomas Jackson Webb … Born Feb. 27, 1997 in Roswell, Ga. … Son of Thomas and Lisa Webb … Has one sibling, Ashley … Has two uncles, Wayne and Don, that played baseball and football at West Virginia University … Majoring in business administration.

CAREER STATISTICS // ALL GAMES

Year	*Avg*	*GP*	*GS*	*AB*	*R*	*H*	*2B*	*3B*	*HR*	*RBI*	*TB*	*SLG%*	*BB*	*HBP*	*SO*	*GDP*	*OB%*	*SF*	*SH*	*SB*	*ATT*	*PO*	*A*	*E*	*FLD%*
2016										--	Did Not Play	--													
2017*	.344	48		183	44	63	14	1	1	28	82	.448	20	5	27	5	.421	1	1	14					
2018**	.272	35	26	92	14	25	2	0	0	7	27	.293	14	2	23	2	.373	2	3	8	11	5	43	8	.857
TOTAL	**.272**	**35**	**26**	**92**	**14**	**25**	**2**	**0**	**0**	**7**	**27**	**.293**	**14**	**2**	**23**	**2**	**.373**	**2**	**3**	**8**	**11**	**5**	**43**	**8**	**.857**

** Gulf Coast State College*
*** Central Florida*
Totals are Division I only

RETURNERS

AUSTIN WILHITE

Junior ○ INF
5-9 ○ 168 ○ R/R
Buford, Ga. (Buford)

14

CAREER HIGHS

Hits: 4 vs. Virginia (May 18, 2017)
Runs: 3 vs. Virginia (May 18, 2017)
RBI: 5 vs. Florida State (April 8, 2018)
Home Runs: , seven times
Doubles: 2, four times
Triples: 1 vs. Pittsburgh (May 18, 2017)
Stolen Bases: 1, four times

Honors & Awards

ACC Player of the Week (April 9, 2018)
2017 NCBWA Freshman All-America First Team
2017 Collegiate Baseball Freshman All-American
2017 ACC All-Freshman Team

2018 (Sophomore)

Tabbed the ACC Baseball Player of the Week on April 9 … Played in and started all 58 games for the Yellow Jackets at shortstop … Hit .249 with six home runs, a triple and 13 doubles … Drove in 30 RBIs and scored 23 runs … Walked 23 times and stole three bases on the year … Posted a .404 slugging percentage and a .329 on-base percentage on the season … Led the team with 151 fielding assists on the season from his shortstop position …Recorded 15 multi-hit games and nine multi-RBI games on the season … Posted a season-high six-game hitting streak … Recorded a season-high four base hits in the extra-inning loss at Pittsburgh (April 14) … Drove in a career-high five RBIs in the series-clinching win over No. 6 Florida State (April 8), which included an inside-the-park home run … Scored a season-high three runs in the road win at Mercer (April 10) … Went 3-for-4 in the season-opening win over Minnesota (Feb. 16) … Was 2-for-4 with two doubles, a walk and two runs scored in the road win at Georgia Southern (Feb. 20) … Went 3-for-8 with a home run, a double, a walk, an RBI and a run scored in the doubleheader sweep of Dartmouth (Feb. 24) … Recorded a triple and went 3-for-4 with an RBI and a run scored in the shutout win over Arkansas-Pine Bluff (Feb. 27) … Drove in two RBIs in the series finale versus Illinois-Chicago (March 4) … Went 2-for-4 with a double, an RBI and a run scored in the road win over Georgia State (March 7) … Drove in two RBIs in the road loss at No. 13 Auburn (March 13) … Went a combined 3-for-12 with a double, two walks and two runs scored in the ACC series win over Virginia Tech (March 16-18) … Was 1-for-4 with a run scored in the home win over No. 6 Auburn (March 20) … Had a hit, a walk and a run in the game one win over No. 6 NC State (March 23) … Went 2-for-5 with an RBI and a run scored in the Saturday win over Miami (March 31) … Was a combined 7-for-12 with a home run, a double, five RBIs and three runs scored in the three-game series win over No. 6 Florida State (April 6-8) … Stayed hot by going 2-for-5 with a home run, an RBI and three runs scored in the win at Mercer (April 10) … Hit two home runs and went 5-for-8 with four RBIs and two runs scored in the final two games of the three-game road series at Pittsburgh (April 14-15) … Had a hit in all three games versus Wake Forest (April 27-29) going 4-for-11 with two doubles, a walk, two RBIs and a run scored … Had the walk-off RBI double in the bottom of the ninth in the win over Radford (May 4), in which he went 2-for-4 with two doubles, a walk and two RBIs … Went 2-for-3 with a home run and three RBIs in the series opener at Virginia (May 11) … Drove in three runs and scored two more in the double-digit win over No. 10 Duke (May 18).

2017 (Freshman)

Named to the NCBWA freshman all-America first team … Was recognized as a *Collegiate Baseball* freshman all-American … Also earned a spot on the ACC all-freshman team … Played in all 55 games, making 54 starts at the shortstop position as a true freshman … Was second on the team and ranked 15th overall in the ACC in hitting at .338 on the season … Was third on the team with 67 hits on the season … Also third on the team with 14 doubles … Recorded one home run, one triple, 25 RBIs and 36 runs … Also posted a .434 slugging percentage and a .410 on-base percentage on the year … Recorded 20 multi-hit games and six multi-RBI games on the year … Posted a season-high seven-game hitting streak … Also turned in a season-best 11-game on-base streak on the year … Made his first career start in the season-opening win versus BYU (Feb. 17) … Went 3-for-3 with a walk, two RBIs and two runs scored in the win over Marshall (Feb. 18) … Also had three hits, an RBI, two runs scored and a stolen base in the win versus Western Michigan (Feb. 19) … Had an RBI double and scored a run in the series-opening win over Youngstown State (Feb. 24) … Went 3-for-4 with two runs scored in a home win over Georgia State (Feb. 28) … Drove in four RBIs on a 3-for-4 night in the series-opening win over Belmont (Mar. 3) … Was a combined 5-for-10 with a double, a walk, four RBIs and three runs scored in the three-game series versus Belmont (Mar. 3-5) … Went a perfect 3-for-3 with a double, an RBI and a run scored in the win over No. 12 Oklahoma (Mar. 14) … Hit a solo home run and scored two runs versus No. 16 Auburn (Mar. 21) … Was 3-for-5 with two doubles, an RBI and a run scored in the extra-innings win over Wake Forest (Mar. 25) … Drove in two RBIs in the road win at Mercer (Mar. 28) … Went 5-for-10 with two doubles, two walks and five runs scored in the three-game ACC series versus No. 5 Clemson (Mar. 31-April 2) … Was 2-for-4 with two RBIs in the road win at No. 7 Auburn (April 4) … Went 3-for-5 with a double, three RBIs and a run scored in the series finale at Notre Dame (April 9) … Was 2-for-3 with a walk and two runs scored in the third game of the three-game series versus No. 2 Louisville (April 15) … Went a combined 4-for-11 with a walk and an RBI in the three-game series at Virginia Tech (April 21-22) … Was 2-for-4 with a double and a run scored in the home contest versus Georgia (April 25) … Had two hits in the game one win over UIC (April 28) … Was 4-for-11 with two doubles, a walk, an RBI and two runs scored in the three-game sweep of Pittsburgh (May 6-8) … Had a single and two walks in the game at SunTrust Park versus Georgia (May 9) … Was 2-for-4 with a double and two runs scored in the home win versus Georgia Southern (May 16) … Went 4-for-5 with two RBIs and three runs scored in the home win over No. 8 Virginia (May 18) … Was a combined 3-for-10 with an RBI and a run scored in two games versus Miami (May 23) and No. 12 Wake Forest (May 25) at the 2017 ACC Baseball Championship.

Before Tech

Four-year letterwinner in baseball at Buford High School under head coach Tony Wolfe … A team captain his senior season … A 2016 Rawlings-*Perfect Game* honorable mention all-American … A 2016 *Perfect Game* southeast all-region first team selection … A 2015 *Perfect Game* underclass second-team all-American … A 2014 *Perfect Game* underclass honorable mention all-American … Ranked as high as No. 48 nationally by *Perfect Game* at second base … Also ranked as high as No. 5 overall at second base by *Perfect Game* and No. 33 overall for the state of Georgia in the Class of 2016 … Named to the all-Gwinnett County team in both 2015 and 2016 … Led his Buford team to four-straight regional championships from 2013 to 2016 … Also guided his team to the 2015 state championship title as a junior … Led his team in RBIs his senior season … Played in the Georgia High School MLB game … Attended the 2015 *Perfect Game* National Showcase … Also swam for two years … Played summer league baseball for Team Elite from 2012-14 and the East Cobb Yankees in 2015-16 … A member of the 18U team that won the 2016 Connie Mack World Series and the 2016 WWBA National Championship … A two-year member of the honor roll.

Personal

Full name is Austin Randall Wilhite … Born on Nov. 7, 1997 in Athens, Ga. … Son of Randy and Teresa Wilhite … Has a brother, Jermaine, and a twin brother named Nick who is also on the Tech baseball team … Enjoys playing disc golf … Began playing baseball at the age of four … Chose Tech because of the chance for a great education, the baseball team and a number of his friends who have attended Tech … Plans to major in business administration.

CAREER STATISTICS // ALL GAMES

Year	Avg	GP	GS	AB	R	H	2B	3B	HR	RBI	TB	SLG%	BB	HBP	SO	GDP	OB%	SF	SH	SB	ATT	PO	A	E	FLD%
2017	.338	55	54	198	36	67	14	1	1	25	86	.434	23	1	54	5	.410	0	4	1	3	99	134	16	.936
2018	.249	58	58	213	26	53	13	1	6	30	86	.404	23	3	58	6	.329	1	3	3	5	82	151	12	.951
TOTAL	**.292**	**113**	**112**	**411**	**62**	**120**	**27**	**2**	**7**	**55**	**172**	**.418**	**46**	**4**	**112**	**11**	**.368**	**1**	**7**	**4**	**8**	**181**	**285**	**28**	**.943**

CAREER STATISTICS // CONFERENCE GAMES

Year	Avg	GP	GS	AB	R	H	2B	3B	HR	RBI	TB	SLG%	BB	HBP	SO	GDP	OB%	SF	SH	SB	ATT	PO	A	E	FLD%
2017	.297	30	30	111	16	33	8	1	0	10	43	.387	13	0	34	2	.371	0	4	0	0	51	75	12	.913
2018	.259	30	30	112	14	29	6	0	4	19	47	.420	10	2	34	5	.331	0	2	1	2	47	73	4	.968
TOTAL	**.278**	**60**	**60**	**223**	**30**	**62**	**14**	**1**	**4**	**29**	**90**	**.404**	**23**	**2**	**68**	**7**	**.351**	**0**	**6**	**1**	**2**	**98**	**148**	**16**	**.939**

RETURNERS

NICK WILHITE

Junior • OF/LHP
5-9 • 152 • L/L
Buford, Ga. (Buford)

31

2018 (Sophomore)

Played in 52 games on the season, making 38 starts in center field … Hit .155 with 11 RBIs and 21 runs scored … Stole four bases … Recorded 110 putouts and four outfield assists on the year … Picked up a season-high three hits in game one of the doubleheader at No. 6 NC State (March 23) … Also totaled two hits in the Saturday win over Miami (March 31) and in the game two home win over No. 10 Duke (May 18) … Drove in two RBIs twice – in the win at No. 6 NC State (March 23) and in the blowout win over No. 10 Duke (May 18) … Scored a season-high three runs in the road win at Mercer (April 10) … Also scored two runs in the Friday night win versus Virginia Tech (March 16) and in the series-opening win versus No. 10 Duke (May 17) … Was featured on ESPN's SportsCenters Top 10 Plays twice (video links below).

2017 (Freshman)

Played in 25 games for the Jackets, making seven starts in the outfield ... Saw time at all three outfield positions on the season ... Hit .128 with a triple, five RBIs and four runs scored ... Also drew eight walks ... Posted a perfect 1.000 fielding percentage with one outfield assist on the season ... Made two appearances on the mound for the Yellow Jackets out of the bullpen, throwing 0.1 innings ... Had two multi-RBI games at the plate on the season ... Made his Jacket debut as a pinch hitter for Tech in the win over Marshall (Feb. 18) ... Made his first appearance on the mound for the Jackets at Miami (Mar. 12) ... Recorded his first career start versus Pittsburgh (May 6) ... Picked up his first career hit with a single at Wake Forest (Mar. 26) ... Also had a single and an RBI versus No. 5 Clemson (April 2) ... Went 1-for-4 with a triple, two RBIs and a run scored in a start against Georgia Southern (May 16) ... Also drove in two RBIs in the win over No. 8 Virginia (May 18) ... Was 1-for-3 with two walks against the No. 8 Cavaliers in the regular season finale (May 20) ... Went 1-for-4 at the plate with two walks in the extra-innings loss to Miami (May 23) at the 2017 ACC Championship ... Also recorded an outfield assist versus the Hurricanes (May 23) at the conference tournament.

CAREER HIGHS

Hits: 3 at NC State (March 23, 2018)
Triples: 1 vs. Georgia Southern (May 16, 2017)
Runs: 3 at Mercer (April 10, 2018)
RBI: 2, four times
Innings: 0.1 at Miami (3/12/17)
Strikeouts: --
Walks: 1, twice - last at North Carolina (3/19/17)
Batters Faced: 4 at Miami (3/12/17)

Before Tech

A four-year letter award winner in baseball at Buford High School under head coach Tony Wolfe ... Was a team captain his senior season ... 2016 Rawlings-*Perfect Game* honorable mention all-American ... Also a 2016 *Perfect Game* southeast all-region first team selection ... Tabbed a 2015 *PG* underclassman second-team all-American and a 2014 *PG* underclassman honorable mention all-American ... Ranked as No. 36 nationally at the outfield position by *Perfect Game* ... Also ranked No. 6 by *Perfect Game* at the outfield position in the state of Georgia for the Class of 2016 ... Rated as the No. 25 prospect by *Perfect Game* in the Class of 2016 for the state of Georgia ... Named to the all-Gwinnett County team in both 2015 and 2016 ... Led his Buford team to four-straight regional championships from 2013 to 2016 ... Also guided his team to the 2015 state championship title as a junior ... Also lettered for two years on the swim team ... Played summer league baseball for Team Elite from 2012-14 and the East Cobb Yankees in 2015-16 ... A member of the 18U team that won the 2016 Connie Mack World Series and the 2016 WWBA National Championship.

Personal

Full name is Nicholas Randall Wilhite, but goes by Nick ... Born on Nov. 7, 1997 in Athens, Ga. ... Son of Randy and Teresa Wilhite ... Has a brother, Jermaine, and a twin brother named Austin who is also on the Tech baseball team ... Enjoys playing both the guitar and piano ... Started playing at the age of four ... Chose Tech because of the education, the location and the baseball program ... Plans to major in business administration.

CAREER STATISTICS // ALL GAMES

Batting

Year	Avg	GP	GS	AB	R	H	2B	3B	HR	RBI	TB	SLG%	BB	HBP	SO	GDP	OB%	SF	SH	SB	ATT	PO	A	E	FLD%
2017	.128	25	7	39	4	5	0	1	0	5	7	.179	8	0	12	2	.277	0	0	0	0	21	2	0	1.000
2018	.155	52	38	116	21	18	0	0	0	11	18	.155	18	2	39	1	.277	1	7	4	6	110	4	3	.974
TOTAL	**.148**	**77**	**45**	**155**	**25**	**23**	**0**	**1**	**0**	**16**	**25**	**.161**	**26**	**2**	**51**	**3**	**.277**	**1**	**7**	**4**	**6**	**131**	**6**	**3**	**.979**

Pitching

Year	ERA	W	L	App	GS	CG	SHO	CBO	SV	IP	H	R	ER	BB	SO	2B	3B	HR	BF	B/Avg	WP	HBP	BK	SFA	SHA
2017	81.00	0	0	2	0	0	0	0	0	0.1	1	3	3	2	0	0	0	0	5	1.000	0	1	0	0	1
TOTAL	**81.00**	**0**	**0**	**2**	**0**	**0**	**0**	**0**	**0**	**0.1**	**1**	**3**	**3**	**2**	**0**	**0**	**0**	**0**	**5**	**1.000**	**0**	**1**	**0**	**0**	**1**

CAREER STATISTICS // CONFERENCE GAMES

Batting

Year	Avg	GP	GS	AB	R	H	2B	3B	HR	RBI	TB	SLG%	BB	HBP	SO	GDP	OB%	SF	SH	SB	ATT	PO	A	E	FLD%
2017	.158	12	4	19	3	3	0	0	0	3	3	.158	4	0	5	1	.304	0	0	0	0	10	1	0	1.000
2018	.188	28	22	69	13	13	0	0	0	8	13	.188	9	1	22	1	.291	0	6	4	5	59	1	1	.984
TOTAL	**.182**	**40**	**26**	**88**	**16**	**16**	**0**	**0**	**0**	**11**	**16**	**.182**	**13**	**1**	**27**	**2**	**.294**	**0**	**6**	**4**	**5**	**69**	**2**	**1**	**.986**

Pitching

Year	ERA	W	L	App	GS	CG	SHO	CBO	SV	IP	H	R	ER	BB	SO	2B	3B	HR	BF	B/Avg	WP	HBP	BK	SFA	SHA
2017	81.00	0	0	2	0	0	0	0	0	0.1	1	3	3	2	0	0	0	0	5	1.000	0	1	0	0	1
TOTAL	**81.00**	**0**	**0**	**2**	**0**	**0**	**0**	**0**	**0**	**0.1**	**1**	**3**	**3**	**2**	**0**	**0**	**0**	**0**	**5**	**1.000**	**0**	**1**	**0**	**0**	**1**

RETURNERS

ROBERT WINBORNE

Junior ○ RHP
6-2 ○ 188 ○ R/R
Atlanta, Ga. (The Lovett School)

38

CAREER HIGHS

Innings: 3.1, twice - last vs. North Carolina (March 18, 2017)
Strikeouts: 4, twice - last vs. North Carolina (March 18, 2017)
Walks: 3 vs. Boston College (May 21, 2016)
Batters Faced: 13, twice - last vs. North Carolina (March 18, 2017)

Honors & Awards

2016-17 ACC Academic Honor Roll

2018 (Junior)

Appeared in 19 games out of the bullpen for the Jackets on the season … Went 0-0 with a 4.50 ERA over 16.0 innings of work … Struck out 12 batters on the season … Was a right-on-right specialist for the Jackets all season long … His 19 appearances ranked third on the team among all pitchers … Threw a season-high 2.2 innings at Pittsburgh (April 4) … Struck out a season-high three batters at No. 13 Auburn (March 13) … Also struck out two hitters versus Miami (March 31) and against Georgia State (April 11) … Threw one scoreless inning in the loss to No. 6 Florida State (April 6) … Totaled 3.0-scoreless innings in two outings out of the bullpen at Pittsburgh on back-to-back days (April 14 & 15) … Pitched one scoreless inning in the home win over Kennesaw State (April 18) and in the victory over Radford (May 5).

2017 (Sophomore)

Made 17 appearances out of the bullpen on the season … Struck out 22 batters over 19.2 innings of relief … Pitched a career-high 3.1 innings twice on the season – versus Youngstown State (Feb. 26) and against No. 9 North Carolina (Mar. 18) … Also struck out a career-high four batters versus the Penguins (Feb. 26) and the Tar Heels (Mar. 18) …Threw one scoreless inning with one strikeout in wins versus Marshall (Feb. 18), at Georgia Southern (Feb. 21) and over Youngstown State (Feb. 24) … Pitched 1.2 scoreless innings with two strikeouts over two appearances versus Miami (Mar. 11 & 12) … Allowed just one run on three hits, while striking out four over 3.1 innings of relief work in the 12-inning win over No. 9 North Carolina (Mar. 18) … Threw 0.2 scoreless innings in the series finale versus the Tar Heels (Mar. 19) … Struck out two over 2.0 shutout innings versus No. 16 Auburn (Mar. 21) … Pitched 1.2 scoreless innings in the 5-1 win against No. 5 Clemson (April 1) … Did not allow an earned run over 0.2 innings in two outings versus Notre Dame (April 7 & 9).

2016 (Freshman)

Made 10 relief appearances during his rookie season, posting a 7.20 ERA in 10.0 innings ... Did not allow an earned run in his first 5.2 innings of work ... Made his collegiate debut on Feb. 20 vs. Western Michigan, allowing one hit with a strikeout over a scoreless inning ... Allowed four runs on four hits in one-third of an inning against Duke on April 3 ... Surrendered three runs on three hits with a season-high two strikeouts in a season-long 2.0 innings vs. Miami on May 8 ... Pitched one-third of an inning at Florida on June 5 in his first career postseason appearance.

Before Tech

Four-year letterwinner at The Lovett School under head coach Lance Oubs.

Personal

Full name is Robert Spalding Winborne ... Born Jan. 25, 1997 in Atlanta, Ga. ... Son of Robert Sr. and Lauren Winborne ... Has five siblings -- Boiling, Wallace, Frank, Arthur and Josephine ... Older brother, Arthur, currently attends Tech ... Majoring in business administration.

YELLOW JACKETS

CAREER STATISTICS // ALL GAMES

Year	ERA	W	L	App	GS	CG	SHO	CBO	SV	IP	H	R	ER	BB	SO	2B	3B	HR	BF	B/Avg	WP	HBP	BK	SFA	SHA
2016	7.20	0	0	10	0	0	0	1	0	10.0	16	9	8	6	6	3	0	1	52	.364	0	1	1	0	0
2017	7.78	0	0	17	0	0	0	0	0	19.2	30	18	17	9	22	4	0	7	100	.353	3	5	1	0	1
2018	4.50	0	0	19	0	0	0	0	0	16.0	18	10	8	6	12	4	0	2	73	.290	1	4	0	1	0
TOTAL	**6.50**	**0**	**0**	**46**	**0**	**0**	**0**	**1**	**0**	**45.2**	**64**	**37**	**33**	**21**	**40**	**11**	**0**	**10**	**225**	**.335**	**4**	**10**	**2**	**1**	**1**

CAREER STATISTICS // CONFERENCE GAMES

Year	ERA	W	L	App	GS	CG	SHO	CBO	SV	IP	H	R	ER	BB	SO	2B	3B	HR	BF	B/Avg	WP	HBP	BK	SFA	SHA
2016	14.40	0	0	5	0	0	0	0	0	5.0	12	8	8	3	5	3	0	1	29	.462	0	0	1	0	0
2017	9.28	0	0	11	0	0	0	0	0	10.2	20	12	11	7	12	3	0	5	60	.400	2	2	1	0	1
2018	3.52	0	0	12	0	0	0	0	0	7.2	9	5	3	4	5	2	0	2	39	.290	0	3	0	1	0
TOTAL	**8.49**	**0**	**0**	**28**	**0**	**0**	**0**	**0**	**0**	**23.1**	**41**	**25**	**22**	**14**	**22**	**8**	**0**	**8**	**128**	**.383**	**2**	**5**	**2**	**1**	**1**

NEWCOMERS

WALKER BARLOW

Freshman ○ LHP
6-2 ○ 186 ○ L/L
Pooler, Fla. (Benedictine Military)

28

Before Tech

A two-year letterwinner in baseball as a pitcher ... Helped the team to 2AA Region and State Championships in 2018 ... Pitched 7.0 innings in the state semifinals while battling flu-like symptoms ... Ranked No. 10 among left-handed pitchers from the state of Georgia by PerfeNamed to both 2018 Perfect Game all-America and all-Region teams ... Also earned 2017 PG underclassmen all-America honors in addition to multiple all-tournament selections ... Named to the 2A all-Region team in 2017-18 ... Selected to the Greater Savannah First Team in 2017 ... Named a 2016 Georgia Dugout Club Top 100 player ... Also lettered one year on the football team as a punter ... Helped the team to a 2AA State Championship in 2014 ... Named a second-team all-Region punter by the Atlanta Journal Constitution.

Personal

Full name Walker Wayne Barlow ... Son of Lori and Jason Barlow ... Born July 20, 1999 ... Has two younger brothers -- Luke (17) and Ben (16) ... Father, Jason, played football at Southern Miss (1992-96) ... Won the Red Cross' Youth Heroes Leadership Award for his involvement in co-founding the charity, Sock It To 'Em.

LUKE BARTNICKI

Freshman ○ LHP
6-3 ○ 210 ○ L/L
Marietta, Ga. (Walton)

27

MLB Draft

Drafted in the 29th round by Arizona Diamondbacks (879th overall) in 2018 but chose to attend Tech.

Before Tech

A left-handed pitcher, Bartnicki is ranked the No. 1 overall left-handed pitcher in the state of Georgia and the No. 6 overall prospect for the class of 2018 by *Perfect Game* … He is also ranked the No. 3 overall left-handed hurler and No. 19 overall nationally by *Perfect Game* in the class of 2018 … A 2017 *Perfect Game* Underclassmen All-American First Team selection and a 2016 PG Underclassmen All-American High Honorable Mention honoree, Bartnicki played this summer at the 2017 *Perfect Game* All-American Classic in San Diego, Calif. and in the Under Armour All-American Game at Wrigley Field in Chicago, Ill. … Named a Showcase Top Prospect at the 2017 National Showcase, the lefty helped guide his summer team to team titles in 2016 at the 16U PGEvoshield Classic, the WWBA 2018 Grads or 16U National Championship Qualifier, the 16U WWBA memorial Day at LakePoint and at the 2015 PG Elite Underclass Championship … A member of countless all-tournament teams, including the 2017 PG Summer Showdown Protected by G-Form, the 2017 WWBA 17U National Championship, the 2017 WWBA 17U National Championship Qualifier and both the 18U and 17U 2017 *Perfect Game*-East Cobb Invitational events … A four-year letterwinner in both baseball and swimming at Walton High School ... He led Walton High School to a Region 4-AAAAAA championship in 2017 after winning the state championship in 2016 ... A 2017 *MaxPreps* Underclass All-American, Bartnicki went 10-1 his junior season to earn Marietta Daily Journal/Cobb County Pitcher of the Year and Georgia Dugout Club Preview Magazine Class AAAAAAA All-State Team honors ... Threw two no-hitters in high shool ... Set the Walton school record for most strikeouts in a s eason (101) ... Was also an accomplished sprinter in swimming, finishing as a captain his senior year ... helped the team to a state championship in 2016.

Personal

Full name is Luke David Bartnicki ... Born Jan. 7, 2000 ... Son of Christy and David Bartnicki ... Has two brothers -- Adam (18) and Ethan (14) ... Chose Georgia Tech because of the athletic programs, its academics and being in midtown Atlanta.

CHARLIE BENSON

Freshman ○ INF
5-11 ○ 172 ○ S/R
Alpharetta, Ga. (Marist)

9

Before Tech

Attended Marist School ... Lettered three years on the varsity baseball team playing third base and shortstop ... Helped Marist to a 4A State Championship in 2017 ... Ranked as a top-25 shortstop by *Perfect Game* in the heavily recruited state of Georgia ... Named a 2018 *Perfect Game* Preseason All-Southeast Region Honorable Mention after playing in 25 games in the *Perfect Game* circuit in 2017 ... Batted .271 in 70 at-bats, finishing with 19 hits, three triples, two doubles and eight RBI ... also stole seven bases ... A five-time all-tournament team selection, earning the distinction four times in 2016 and once in 2017 with East Cobb Athletics.

Personal

Full name is Charles Frederick Benson IV ... Born Jan. 24, 2000 ... Son of Samantha and Charles Benson ... Is the oldest of three children -- has a brother, Chandler (12) and Madelyn (15) ... Chose Georgia Tech because it's "a very good academic school, great baseball school and challenging all around that will push me to be better."

NEWCOMERS

JACK FRIEDMAN

Freshman ○ RHP
6-1 ○ 192 ○ R/R
Decatur, Ga. (The Paideia School)

43

Before Tech

Ranked the No. 11 overall right-handed pitcher in the state of Georgia and the No. 36 overall prospect for the class of 2018 by Perfect Game … The Georgia native is also as ranked the No. 133 overall righty nationally by Perfect Game in the class of 2018. A 2017 Perfect Game Underclassmen All-American Third Team selection and a 2016 PG Underclassmen All-American High Honorable Mention honoree, Friedman participated in the 2017 PG National Showcase where he was named to the Showcase Top Prospect Team … A member of the East Cobb Yankees team that won the 2017 Ways to Play powered by MLB & PG Championship and the 2017 18U Perfect Game-East Cobb Invitational, he was recently named to the 18U PG-East Cobb Invitational, 2016 WWBA World Championship, 2017 WWBA 16U National Championship and 2016 17U Perfect Game-East Cobb Invitational all-tournament teams … Four-year letterwinner at The Paideia School … Captain for his senior year.

Personal

Full name is Jackson Daniel Friedman … Son of Patricia and Rob Friedman … Has one sister — Madeline (21) … Father, Rob, is known as "The Pitching Ninja" … Intends on majoring in business … chose Georgia Tech because of the "excellent academics, great baseball tradition and team and the successful alumni."

RYAN MILLER

Freshman ○ INF/OF
6-2 ○ 198 ○ R/R
Atlanta, Ga. (Westminster)

25

Before Tech

A big right-handed bat, Miller is ranked No. 6 in the outfield and No. 37 overall for the state of Georgia by Perfect Game, as well as the No. 64 ranked outfielder nationally in the 2018 class … A 2017 PG Underclassmen All-American High Honorable Mention honoree last season, Miller was named to the Georgia Dugout Preview Magazine AAA All-State First Team as a junior last season in which he guided Westminster to the first round of the Georgia High School Association State Playoffs … A member of the 6-4-3 DP Cougars team, Miller was a key part of the 2017 17U PG Summer Showdown, 2017 18U WWBA Memorial Day at LakePoint and the 2015 16U WWBA Memorial Day at LakePoint championship teams … Tabbed the 2015 16U WWBA Memorial Day at LakePoint Tournament MVP, the righty also earned spots on the 2017 WWBA World Championship, the 2017 17U PG Summer Showdown, the 2017 WWBA 17U National Championship, 2017 WWBA 17U National Championships Qualifier and the 2017 17U Perfect Game-East Cobb Invitational all-tournament teams last summer ... Lettered four years at Westminster as an outfielder and first-baseman ... Helped the team to a State Championship in 2016 ... Won the region in 2018 before finishing as state runners-up.

Personal

Full name is Ryan Miller ... Son of Nancy and Drew Miller ... Born Aug. 20, 1999 ... The youngest of four -- Drew (28), Kelly (26), Lindsey (23) ... Brother, Drew, played football at Middlebury College (2009-13) .

CORT ROEDIG

Freshman ○ RHP
6-2 ○ 192 ○ R/R
Orlando, Fla. (Dr. Phillips)

19

Before Tech

A power right-handed pitcher, Roedig is ranked as the No. 17 ranked right-handed pitcher in the state of Georgia and No. 90 at that same position nationally by Perfect Game for the class of 2018 … Roedig is also ranked as the No. 45 overall prospect out of the state of Georgia for the 2018 class by PG … A 2017 PGUnderclassmen All-American Third Team selection, Roedig helped lead his Dr. Phillips Panthers team to a district championship runner-up finish and a spot in the 2017 Florida High School Athletics Association Regional 9A Baseball Championship Tournament last year as a junior … A participant in the 2017 PG National Showcase event in which he was named to the Showcase Top Prospect Team, the righty also took part in the 2016 Sunshine East Showcase event … As a member of the Power Baseball program, Roedig was named to the 2017 17U BCS National Championship, the 2017 WWBA 17U National Championship, the 2016 WWBA World Championship, the 2016 WWBA Underclass World Championship and the 2016 WWBA 16U National Championship all-tournament teams ... Lettered three years at Dr. Phillips as a pitcher ... Named an FACA All-State selection for District 11 ... Also earned all-Metro West Conference honors ... Battled back from an arm injury to lead Dr. Phillips to the state final four for the first time in 22 years ... Named the Bill Spoone Male Scholar-Athlete of the Year after graduating with a 4.96 weighted grade-point average.

Personal

Full name is Cort Alexander Roedig ... Born Sept. 30, 1999 ... Son of Jamie and Tim Roedig ... Has one sister -- Eve (15) ... Originally born in Atlanta, Ga., but grew up in Orlando, Fla. ... Cousin, Elmer Blanchard, played football at Georgia in 1961 ... Chose Tech because it's a great engineering school, a well-known baseball program and Atlanta is a "second home" ... Intends on majoring in aerospace engineering ...

NEWCOMERS

AMOS WILLINGHAM

Junior ○ RHP
6-4 ○ 217 ○ R/R
Summerville, Ga.
(Chattooga) (Snead St. CC)

41

Before Tech

A junior college transfer from Summerville, Ga., Willingham is a 6-4 right-handed pitcher from Snead State Community College in Alabama … As a member of the 2016 class, was ranked as the No. 8 right-handed pitcher in the state of Georgia and the No. 177 righty nationally by Perfect Game … A 2015 PG Underclassmen All-American High Honorable Mention at Chattooga … Appeared in 14 games on the mound for Snead State CC, including making 11 starts last year as a freshman … The righty, who also played in the field at first and third base, went 5-2 on the season with three complete games, a 3.66 ERA and at total of 48 strikeouts over 66.1 innings pitched … lettered for two seasons at Snead State CC, spending time at pitcher and third base … was named captain his second year … Named a third-team NJCAA Academic All-American … A three-time Dean's List student at Snead State … A four-year letterwinner at Chatooga and earned captain honors his final two years … was a two-time Rome News Tribune all-Area selection and first-team all-Region for 7-AA.

Personal

Full name is Amos Lee Willingham … Son of Jan and Britt Willingham … Has one sister — Tori (24) … Cousin, Russ Mitchell, played for the Los Angeles Dodgers in 2010-11, while cousin Lee Mitchell played baseball at Georgia (2001-03) before advancing to the Florida Marlins farm system (2003-10) … Intends on majoring in civil engineering.

BILLY ZINNERSHINE

Freshman ○ SS
5-11 ○ 160 ○ L/R
Marietta, Ga.
(Lassiter)

3

MLB Draft

Drafted in the 40th round by the Atlanta Braves (1190th overall) in 2017 but chose to attend Tech.

Before Tech

A local product from Marietta, Zinnershine is ranked as the No. 12 shortstop and the No. 68 overall prospect in the state of Georgia for the class of 2018 by Perfect Game … Also ranked No. 126 nationally at shortstop for the class of 2018 by PG, was a 2017 PG Underclassmen All-American High Honorable Mention selection and a Georgia Dugout Preview Magazine Class AAAAAAA All-State Second Team honoree last season as a junior at Lassiter … A four-year letterwinner at Lassiter and a two-year captain while at shortstop … A member of the East Cobb Yankees, was a vital part of the 2017 Ways to Play powered by MLB & PG and the 2017 18U Perfect Game-East Cobb Invitational championship teams this past summer … He has also been named to the 2016 WWBA Southeast Qualifier #1 all-tournament team, both the 2016 and 2017 WWBA National Qualifier all-tournament teams and the 2017 Ways to Play all-tournament team.

Personal

Full name is William Phillip Zinnershine … Son of Rose and Dave Zinnershine … The youngest of three, has two sisters — Felicia (35) and Lauren (25) … Intends to major in industrial engineering … chose Georgia Tech because of the academics, sports programs and "incredible facilities."

Danny Hall

HEAD COACH DANNY HALL

DANNY HALL

Head Coach
26th season at Tech

17

Danny Hall is a winner.

Hall's tenure at Georgia Tech has been his most successful, as he is the all-time winningest baseball coach in program history with 988 victories on The Flats.

Hall has led Tech to the NCAA Tournament on 20 occasions and guided the Yellow Jackets to the NCAA College World Series in 1994, 2002 and 2006 — the program's only three berths.

Hall became Georgia Tech's winningest coach in 2005 with his 505th win (surpassing Jim Morris), and his Tech teams have posted an overall record of 1,019-532-1 in his 25 years at the helm of the Yellow Jackets' program. His 31-year head coaching record, which includes six seasons at Kent State, stands at 1,227-649-1.

Over his 25 years in the dugout at Tech, Hall's Yellow Jackets have won close to 60 percent of their Atlantic Coast Conference regular-season games.

Hall's long list of accomplishments at Georgia Tech includes:

- Won a school-record 1,019 games
- Has coached in 1,552 games
- Led Tech to its only three College World Series appearances (1994, 2002, 2006)
- 20 NCAA Regional appearances in 25 years
- Six NCAA Super Regional appearances (1994, 2000, 2002, 2004, 2005, 2006)
- Five ACC regular season championships (1997, 2000, 2004, 2005, 2011)
- Five ACC Tournament championships (2000, 2003, 2005, 2012, 2014)
- Owns a 5-1 record in the ACC Tournament championship game
- 119 players drafted 136 times, including 14 first-round picks
- 95 all-America selections by 38 different players
- 120 all-ACC selections
- 13 academic all-Americans and 10 additional academic all-district honorees
- 23 freshman all-America honors
- 200+ student-athletes named to the ACC academic honor roll
- No. 1 national rankings in 1994, 2000, 2001, 2003, 2005 and 2006
- No. 1 national ranked recruiting classes in 1999 and 2002
- School-record 52 wins in 2002
- Tech has scored 12,132 runs in 25 seasons — averaging 7.8 runs/game
- Set Georgia Tech team record for batting in 2000 (.342) and again in 2001 (.347)

The 2019 season will be his 26th on The Flats and his 32nd overall as a collegiate head coach. He ranks 26th all-time among all NCAA Division I baseball coaches with 1,227 career wins as a head coach. He also stands sixth among active coaches in number of victories (1,227) and ranks in the top 15 in career win percentage (.654).

During a collegiate coaching career that spans 40 years (as a graduate assistant, an assistant and a head coach), Hall has been part of 1,664 victories and seven trips to the College World Series.

Each of Hall's Tech teams have been powered by a potent offense, leading or finishing second in the ACC in batting or run production in 14 of his 25 years as the Yellow Jackets' head coach; most recently leading the ACC in hitting in 2018 with a team batting average of .291 on the regular season.

Hall's players have earned 120 all-ACC honors in his 25 years, while 38 different players have garnered a total of 95 all-America honors. He has coached two National Players of the Year, two National Freshmen of the Year, two ACC Players of the Year, one ACC Pitcher of the Year, one ACC Defensive Player of the Year and three ACC Rookies of the Year.

In addition to the three College World Series appearances and 20 NCAA berths under Hall, the Yellow Jackets have claimed five ACC tournament titles (2000, 2003, 2005, 2012, 2014) and won the ACC regular season five times (1997, 2000, 2004, 2005, 2011).

Since Hall's arrival in 1994, a staggering 119 Yellow Jackets have been selected in the Major League Baseball Draft a total of 136 times — that includes a school-record 10 draft picks in 2004, 2007 and 2010, and a record five top-10 round picks in 2013.

THE HALL FILE

PERSONAL

Birthdate	November 27, 1954
Hometown	Coolville, Ohio
Education	Miami (Ohio), 1977 (B.S.) Miami (Ohio), 1979 (M.S.)
Family	wife: Kara; sons: Danny III, Carter, Colin

COACHING EXPERIENCE

1978-79	Miami (Ohio) - Graduate Assistant
1980-87	Michigan - Assistant Coach
1988-93	Kent State - Head Coach
1994-Present	Georgia Tech - Head Coach

HEAD COACHING HONORS

1992	MAC Coach of the Year
1993	MAC Coach of the Year
1994	ABCA District III Coach of the Year
1997	ACC Coach of the Year National Coach of the Year (Sporting News)
2000	ACC Coach of the Year
2005	ACC Coach of the Year

YEAR-BY-YEAR HEAD COACHING RECORD

YEAR	SCHOOL	RECORD	POSTSEASON
1988	Kent State	27-25 (.519)	
1989	Kent State	26-24 (.520)	
1990	Kent State	35-18 (.660)	
1991	Kent State	34-22 (.607)	
1992	Kent State	45-13 (.776)	Mid-American Conference Champions NCAA South II Regional
1993	Kent State	41-15 (.732)	Mid-American Conference Champions NCAA South II Regional
KENT STATE TOTALS (SIX SEASONS) – 208-117 (.640)			
1994	Georgia Tech	50-17 (.746)	NCAA Midwest I Champions College World Series Runner-Up
1995	Georgia Tech	38-22 (.633)	NCAA Mideast Regional
1996	Georgia Tech	40-24 (.625)	NCAA South II Regional Runner-Up
1997	Georgia Tech	46-15 (.752)	ACC Regular-Season Champions NCAA Mideast Regional
1998	Georgia Tech	41-22 (.651)	NCAA Mideast Regional Runner-Up
1999	Georgia Tech	38-20 (.655)	
2000	Georgia Tech	50-16 (.758)	ACC Regular-Season Champions ACC Tournament Champions NCAA Super Regional
2001	Georgia Tech	41-20 (.672)	NCAA Athens Regional
2002	Georgia Tech	52-16 (.765)	NCAA Atlanta Regional Champions NCAA Super Regional Champions College World Series
2003	Georgia Tech	44-18 (.710)	ACC Tournament Champions NCAA Atlanta Regional
2004	Georgia Tech	44-21 (.677)	ACC Regular-Season Champions NCAA Atlanta Regional Champions NCAA Super Regional
2005	Georgia Tech	45-19 (.703)	ACC Regular-Season Champions ACC Tournament Champions NCAA Atlanta Regional Champions NCAA Super Regional
2006	Georgia Tech	50-18 (.735)	NCAA Atlanta Regional Champions NCAA Super Regional Champions College World Series
2007	Georgia Tech	32-25 (.561)	
2008	Georgia Tech	41-21 (.661)	NCAA Athens Regional Runner-Up
2009	Georgia Tech	38-19-1 (.664)	NCAA Atlanta Regional Runner-Up
2010	Georgia Tech	47-15 (.758)	NCAA Atlanta Regional Runner-Up
2011	Georgia Tech	42-21 (.667)	ACC Regular Season Co-Champions NCAA Atlanta Regional Runner-Up
2012	Georgia Tech	38-26 (.594)	ACC Tournament Champions NCAA Gainesville Regional Runner-Up
2013	Georgia Tech	37-27 (.578)	NCAA Nashville Regional Runner-Up
2014	Georgia Tech	37-27 (.578)	ACC Tournament Champions NCAA Oxford Regional
2015	Georgia Tech	32-23 (.581)	
2016	Georgia Tech	38-25 (.603)	NCAA Gainesville Regional Runner-Up
2017	Georgia Tech	27-28 (.491)	
2018	Georgia Tech	31-27 (.534)	

GEORGIA TECH TOTALS (25 SEASONS) – 1,019-532-1 (.657)
CAREER TOTALS (31 SEASONS) – 1,227-649-1 (.654)

HEAD COACH DANNY HALL

Fourteen of his student-athletes have been selected in either the first or supplemental round, while 59 have been taken in the first 10 rounds. A total of 61 players have been drafted out of high school but have chosen instead to play for Hall at Georgia Tech.

Hall's no-nonsense, professional approach has given his players the fundamentals they need to be successful after leaving Georgia Tech. That is indicated in the number of his former players that have excelled on the MLB level, headlined by Matt Wieters of the Washington Nationals, Charlie Blackmon of the Colorado Rockies, Derek Dietrich of the Miami Marlins, Buck Farmer of the Detroit Tigers, Blake Wood of the Los Angeles Angels of Anaheim, Daniel Palka of the Chicago White Sox and former MLB stars Mark Teixeira, Nomar Garciaparra, Jason Varitek and Jay Payton.

The success of Hall's players in professional baseball is molded by their accomplishments at Tech, as his Yellow Jacket teams have advanced to 20 NCAA Regionals in 25 seasons. Georgia Tech has posted 52 NCAA tournament victories since his arrival, winning six NCAA Regional titles and a pair of NCAA Super Regional crowns in both 2002 and 2006.

Just as Hall stresses the importance of on-field performance, his student-athletes have been equally successful in the classroom. Over 200 of his student-athletes have been named to the ACC honor roll (with a 3.0 or higher grade point average) and nine have earned academic all-America honors on 13 occasions.

Hall has worked tirelessly to keep his former Yellow Jackets connected to the program. Through annual events like golf outings or offseason training sessions, Tech baseball alums can always be seen on The Flats.

Hall and Teixeira helped spearhead a major renovation to Russ Chandler Stadium in 2014-15, with Phase II of that project in the beginning stages now.

The Mark Teixeira Locker Room was part of a multi-million dollar overhaul to the Yellow Jackets' team facility, which also included a state-of-the-art weight room, academic center and new athletic training facilities.

In his first year at Georgia Tech, Hall guided an extremely talented and veteran unit with four all-Americans and three first-round draft choices to the brink of a national championship, Georgia Tech's first-ever appearance in the College World Series, and a 50-17 record. Hall was recognized by his American Baseball Coaches Association (ABCA) peers as Coach of the Year in the Atlantic Region, and may have won the national honor if not for the unranked-to-national title season put together by Oklahoma's Larry Cochell. Three Yellow Jackets earned consensus first-team all-America recognition and those three players finished in the top three in the conference batting stats, a first in ACC history.

Hall guided Tech back to the NCAA Regionals in 1995 and 1996 with teams dominated by freshmen and sophomores. His 1997 squad captured its first ACC regular season title in just his fourth year on The Flats and played in the NCAA Mideast Regional. In addition to earning his first ACC Coach of the Year accolade in 1997, the Yellow Jackets' skipper was named the National Coach of the Year by *Sporting News*, the first such honor for any Tech baseball coach.

After the Yellow Jackets failed to earn an NCAA Regional bid in 1999 for the first time since his arrival at Tech, Hall guided the Jackets to one of their most successful seasons in 2000 – capturing both the ACC regular season and tournament championships in addition to the NCAA Atlanta Regional title. The team concluded the year with a 50-16 record, and Hall was tabbed the ACC's Coach of the Year for the second time.

Following another 40-win season in 2001, the sixth since Hall took over the reins in 1994, the Jackets' skipper guided Tech to just its second College World Series appearance in 2002 by turning in one of the best coaching jobs of his career, leading a Tech team that included 17 freshmen and only three seniors back to Omaha. The Yellow Jackets swept through the NCAA Atlanta Regional and the NCAA Atlanta Super Regional with a perfect 5-0 record before finishing fifth at the College World Series. They concluded the 2002 campaign with 52 victories, establishing a school record for wins in a season.

Hall led Georgia Tech to its sixth ACC championship, and second in four years under his direction, with an improbable run to the title in 2003. An early-round loss, combined with weather issues, forced Tech to play a triple-header on the final day of competition, with Hall guiding the Yellow Jackets to a 10-6 win over North Carolina, a 10-7 win over Florida State and a 6-5, 10-inning victory over NC State to claim the title in the first triple-header sweep in league history.

In 2004, the Yellow Jackets captured their third ACC regular season title under Hall while the team made its fifth-straight NCAA appearance and 10th since Hall's arrival on The Flats. Tech hosted an NCAA Regional for the fourth time in five years and advanced to an NCAA Super Regional for the third time since 2000. From 2004-05, Hall directed Tech to an ACC-record 25-straight conference wins, and the Yellow Jacket skipper was awarded with his third ACC Coach of the Year award honor after guiding Tech to both the 2005 ACC regular season and tournament titles.

Georgia Tech, which earned a top-eight national seed in the NCAA Tournament for the fourth-consecutive year, made its third-straight NCAA Super Regional appearance the following season in 2006 and advanced to its third College World Series since Hall's arrival. Hosting an NCAA Regional for the fifth-straight year, Tech swept through the regional and then the super regional with a perfect 5-0 record before ending the 2006 season in Omaha with a 50-10 overall record.

With a squad that was among the youngest in the nation in 2011, Tech tied a school record with 22 ACC wins and claimed the ACC regular season title. The following year, 2012, may go down as one of Hall's best coaching jobs on The Flats. A team that was battered with injuries, especially in the bullpen, snuck into the ACC Tournament on the final day of the regular season and got hot at just the right time. Tech rolled through Greensboro an undefeated 4-0, becoming the first No. 8 seed in conference history to win the title and the first to defeat a No. 1 seed (Florida State) in tournament play. The Jackets hit .329 overall as a team and outscored the opposition 35-15.

Tech's 8-5 win over Miami in the 2012 ACC title game was Hall's fourth win in five ACC championship game appearances.

The Jackets bashed their way out of the gate in 2013, opening the season 14-2 with staggering offensive numbers. Tech set a school record by scoring double-digit runs in nine-straight games and 14 of the first 21. Paced with home run power from eventual all-Americans Daniel Palka and Zane Evans, Tech finished the season leading the ACC with 58 home runs and was second in both batting average (.304) and slugging percentage.

The Jackets won series over No. 2 North Carolina and No. 5 Virginia during the regular season, beat No. 7 Florida State in the ACC Tournament and knocked off No. 2 Vanderbilt, 5-0, during the NCAA Nashville Regional – the 18th NCAA trip in Hall's 20 seasons at Tech.

Tech was one of the nation's youngest teams again in 2014, starting as many as six true freshmen position players. Yet Hall was able to mold the group into champions as the Yellow Jackets, the ACC's ninth seed, made a remarkable run through Greensboro and captured the program's ninth ACC Tournament title.

The team did its damage with pitching and defense, shaving nearly a full run off its ERA from 2013 and setting the school record for fielding percentage (.974) while leading the nation in double plays (77).

Tech reached the NCAA Regional for the 19th time under Hall in 2014, following a regular season that included series wins over then No. 1 Florida State, No. 22 Miami, No. 13 North Carolina, Georgia, Duke and Virginia Tech.

In 2015, freshman Kel Johnson became the 20th player under Coach Hall to earn freshman all-America honors as the Yellow Jackets finished the season at 32-23 overall, including a stellar record of 21-8 at home on the year. Four Jackets in Matt Gonzalez, A.J. Murray, Brandon Gold and Johnson all earned all-ACC honors, as Tech saw its season cut short in the ACC Championship Tournament for the first time since 2007, ending a streak of seven-straight NCAA Tournament appearances.

The Yellow Jackets got back on track in a huge way in 2016, as Coach Hall's squad swarmed out of the gates with 12-straight wins to start the season off at 12-0. Despite hitting a rough patch midseason, which was caused by a slew of injuries to the pitching rotation, the Yellow Jackets made their 31st overall NCAA Regional appearance, 20th under Coach Hall, and finished the injury plagued season at 38-25 overall.

The only school from the state of Georgia to advance to the NCAA postseason in 2016, Tech went 2-2 in the regional to finish as the runner-up.

With their NCAA Gainesville Regional appearance, the Jackets have made 28 NCAA Regional appearances in the last 32 years, the fourth-most by any school during that same span (Florida State – 32, Miami – 31, LSU – 29).

Coach Hall's squad registered a non-conference midseason sweep of the eventual 2016 NCAA National Champions in Coastal Carolina from April 29 thru May 1, taking three-straight from the Chanticleers by scores of 9-1, 9-8 and 4-2 in a shortened-contest. On top of the sweep over the eventual national champions, the Jackets also took two-of-three games on the road at both No. 3 North Carolina and No. 23 Clemson

HEAD COACH DANNY HALL

in ACC play and used a three-run 10th inning to upend Georgia 6-3 in the Yellow Jackets' final game at Turner Field.

Freshmen Joey Bart and Tristin English were both named to the 2016 Louisville Slugger freshman all-American team and the ACC all-freshman team, while English was also named to the D1Baseball freshman all-American second team. Pitcher Matthew Gorst earned a spot on the NCBWA all-American second team, while a number of Yellow Jackets earned all-ACC honors in English (first team), Kel Johnson (first team), Matt Gonzalez (first team), Brandon Gold (second team), Gorst (second team), and Connor Justus (third team). Gorst, Gonzalez and Gold were all also named to the 2016 ABCA/Rawlings Atlantic all-region team, the first Jackets to receive all-region honors since 2013. A total of five Yellow Jackets – Justus, Gonzalez, Gold, Gorst and Arden Pabst where selected in the 2016 Major League Baseball First-Year Player Draft in June, the most picks by the Yellow Jackets in a single season since seven were chosen in 2013. One of only 32 NCAA Division I baseball programs to earn the 2015-16 American Baseball Coaches Association Team Academic Excellence Award, Tech had four players in Ben Parr, Johnson, Trevor Craport and Brandt Stallings named to the 2016 all-ACC academic team.

In 2017, the Jackets were hindered by injuries all season long, as Tech had a total of 11 student-athletes miss significant time (six games or more) due to an injury throughout the year. In what proved to be a grueling schedule, the Yellow Jackets played a total of 16 games (30 percent) of its schedule against top-20 teams in No. 12 Oklahoma, No. 9 North Carolina, No. 7/16 Auburn, No. 5 Clemson, No. 2 Louisville, No. 8 Virginia and No. 12 Wake Forest (rankings at time of competition), scoring one win apiece versus Oklahoma, North Carolina, Auburn, Clemson and Virginia.

Despite the uncharacteristic Georgia Tech baseball season, the Jackets had one player named to all four all-ACC teams in 2017. Junior second baseman Wade Bailey was named to the all-ACC first team, while sophomore catcher Joey Bart earned a spot on the second team. Junior third baseman Trevor Craport was named to the third team, while freshman shortstop Austin Wilhite was named to the all-ACC freshman team. Both Bailey and Bart earned ABCA/Rawlings all-region accolades, while Bailey was also named to the all-America second team by Collegiate Baseball. Wilhite was named to both the Collegiate Baseball freshmen all-America first team and an NCBWA freshman all-American.

From a pair of conference titles and NCAA Regional appearances as a player, through six Big Ten championships and four College World Series teams as an assistant coach, to two conference titles and a pair of NCAA Regionals as a head coach at Kent State, Hall was well-prepared for the task that faced him when he took over the reins at Georgia Tech in December 1993.

In his six years as the head coach at Kent State (1988-93), he guided the Golden Flashes to Mid-American Conference championships and bids to the NCAA Regionals in each of his last two seasons, compiling an 86-28 record during that time.

He forged a 208-117 (.640) record in his six years at Kent State, twice winning Mid-American Conference Coach of the Year honors. He also won more games than any other MAC school from 1989-93. He had 18 Kent State players drafted by major league organizations.

Before his first head-coaching position, Hall served as an assistant coach at the University of Michigan, where the Wolverines won the Big Ten six times, participated in seven NCAA Regionals and four College World Series. During his tenure, Hall coached future major leaguers Jim Abbott, Scott Kamieniecki, Barry Larkin, Hal Morris, Chris Sabo and Gary Wayne.

Larkin was inducted into the Major League Baseball Hall of Fame in 2012, becoming the first of what could be many of Danny Hall's former players to be enshrined.

A former president of the American Baseball Coaches Association (ABCA), Hall now sits on its Board of Directors and is directly responsible for future elected officers within the ABCA as a member of its Nominations Committee. Hall was also a contributing writer on base running techniques in Baseball Strategies, a book produced by the ABCA in 2002.

Hall was selected to the Miami (Ohio) Athletics Hall of Fame in 1998 and the Kent State Athletics Hall of Fame in 2005. He was also inducted into the Miami Cradle of Coaches in 2007.

He is married to the former Kara Zufall and has three sons, Danny III, Carter and Colin.

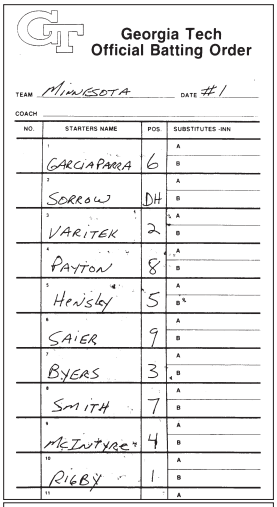

Georgia Tech
Official Batting Order

TEAM Minnesota DATE #1
COACH

NO.	STARTERS NAME	POS.	SUBSTITUTES -INN
1	Garciaparra	6	A B
2	Sorrow	DH	A B
3	Varitek	2	A B
4	Payton	8	A B
5	Hensley	5	A B
6	Saier	9	A B
7	Byers	3	A B
8	Smith	7	A B
9	McIntyre	4	A B
10	Rigby	1	A B
11			A

***DANNY HALL**'s first Georgia Tech lineup card was filled out on Feb. 11, 1994 versus Minnesota. Brad Rigby pitched Tech to a 3-1 victory, and Jason Varitek hit a home run. That season culminated in the Yellow Jackets' runner-up finish in the College World Series.*

WINNINGEST ACTIVE DIVISION-I BASEBALL COACHES

ENTERING 2019 SEASON

1. Mike Martin, Florida State 1,987
2. Mike Fox, North Carolina. 1,429
3. Paul Mainieri, LSU 1,415
4. John Anderson, Minnesota 1,288
5. Keith Guttin, Missouri St. 1,259
6. **DANNY HALL, Georgia Tech . . . 1,227**
7. Gary Gilmore, Coastal Carolina . . . 1,180
8. Tony Robichaux, La.-Lafayette . . . 1,149
9. Mike Sansing, Kennesaw St. 1,092
10. Elliott Avent, NC State. 1,057
11. Brian Shoop, UAB. 1,027
12. Bill Brown, George Mason. 1,026
13. Dave Van Horn, Arkansas 1,014
14. Rich Hill, San Diego 1,002

COACH OF THE YEAR AWARDS

2005 ACC Coach of the Year

2000 ACC Coach of the Year

1997 National Coach of the Year (*Sporting News*)

1997 ACC Coach of the Year

1994 ABCA District III Coach of the Year

1993 MAC Coach of the Year

1992 MAC Coach of the Year

HALL OF FAME HONORS

2007 Inducted into Miami Cradle of Coaches Association

2005 Inducted into Kent State Athletic Hall of Fame

1998 Inducted into Miami (Ohio) Athletic Hall of Fame

ORGANIZATIONS

2003-04 President of the ABCA

2002-03 Second Vice President of the ABCA

1993-2001 Division I Coaches Chairman of the ABCA

HEAD COACH DANNY HALL

DANNY HALL'S COMPLETE CAREER COACHING LEDGER

		Overall		Conference			
Year	**School**	**W-L-T**	**Pct.**	**W-L-T**	**Pct.**	**Place**	**Postseason**
1978	Miami (Ohio)	35-14-0	.714	10-6-0	.625	4th	
1979	Miami (Ohio)	34-12-0	.650	13-3-0	.813	1st	MAC Champions
• Graduate Assistant Coach, Miami (Ohio): Two years, 69-26, .726							
1980	Michigan	36-18-1	.664	14-2-0	.875	1st	Big 10 Champions, NCAA Mideast Champions, College World Series
1981	Michigan	41-20-0	.672	10-4-0	.714	*1st	Big 10 Champions, NCAA Mideast Champions, College World Series
1982	Michigan	44-10-0	.815	13-3-0	.813	*t1st	Third in Big 10 Tournament
1983	Michigan	50-9-0	.847	13-2-0	.867	*1st	Big 10 Champions, NCAA Mideast Champions, College World Series
1984	Michigan	43-20-0	.683	11-5-0	.688	*1st	Big 10 Champions, NCAA Mideast Champions, College World Series
1985	Michigan	55-10-0	.846	14-2-0	.875	*1st	Third in Big 10 Tournament, NCAA Regional
1986	Michigan	47-12-0	.797	13-3-0	.813	*1st	Big 10 Tournament Champions, NCAA Regional
1987	Michigan	52-12-0	.813	13-3-0	.813	*1st	Big 10 Tournament Champions, NCAA Regional
• Assistant Coach, Michigan, Eight years: 368-111-1, .768							**Denotes Eastern Division Finish*
1988	Kent State	27-25-0	.519	14-18-0	.438	6th	
1989	Kent State	26-24-0	.520	10-17-0	.370	8th	
1990	Kent State	35-18-0	.660	17-10-0	.629	3rd	
1991	Kent State	34-22-0	.607	19-11-0	.633	2nd	
1992	Kent State	45-13-0	.776	24-7-0	.774	1st	MAC Champions, NCAA South II Regional
1993	Kent State	41-15-0	.732	22-10-0	.688	t1st	MAC co-Champions, NCAA South Regional
• Head Coach, Kent State, Six years: 208-117, .640							
1994	Georgia Tech	50-17-0	.746	16-8-0	.667	t2nd	NCAA Midwest I Champions, College World Series runner-up
1995	Georgia Tech	38-22-0	.633	16-8-0	.667	3rd	NCAA Mideast Regional
1996	Georgia Tech	40-24-0	.625	13-11-0	.542	t3rd	NCAA South II Regional runner-up
1997	Georgia Tech	46-15-0	.752	19-4-0	.826	1st	ACC Regular Season Champions, NCAA Mideast Regional
1998	Georgia Tech	41-22-0	.651	14-9-0	.609	2nd	NCAA Midwest Regional runner-up
1999	Georgia Tech	38-20-0	.655	12-12-0	.500	5th	
2000	Georgia Tech	50-16-0	.758	18-6-0	.750	1st	ACC Regular Season & Tournament Champions, NCAA Super Regional
2001	Georgia Tech	41-20-0	.672	13-11-0	.542	4th	NCAA Athens Regional
2002	Georgia Tech	52-16-0	.765	14-9-0	.609	5th	NCAA Atlanta Regional & Super Regional Champions, College World Series
2003	Georgia Tech	44-18-0	.710	17-7-0	.708	2nd	ACC Tournament Champions, NCAA Atlanta Regional
2004	Georgia Tech	44-21-0	.677	18-5-0	.783	1st	ACC Regular Season Champions, NCAA Super Regional
2005	Georgia Tech	45-19-0	.703	22-8-0	.733	1st	ACC Regular Season & Tournament Champions, NCAA Atlanta Regional Champions, NCAA Atlanta Super Regional
2006	Georgia Tech	50-18-0	.735	19-11-0	.633	*3rd	NCAA Atlanta Regional & Super Regional Champions, College World Series
2007	Georgia Tech	32-25-0	.561	15-14-0	.517	*4th	
2008	Georgia Tech	41-21-0	.661	16-14-0	.533	*3rd	NCAA Athens Regional runner-up
2009	Georgia Tech	38-19-1	.664	17-10-1	.625	*2nd	NCAA Atlanta Regional runner-up
2010	Georgia Tech	47-15-0	.758	21-9-0	.700	*2nd	NCAA Atlanta Regional runner-up
2011	Georgia Tech	42-21-0	.667	22-8-0	.733	*t1st	ACC Regular Season co-Champions, NCAA Atlanta Regional runner-up
2012	Georgia Tech	38-26-0	594	12-18-0	.400	*4th	ACC Tournament Champions, NCAA Gainesville Regional runner-up
2013	Georgia Tech	37-27-0	.578	15-15-0	.500	*4th	NCAA Nashville Regional runner-up
2014	Georgia Tech	37-27-0	.578	14-16-0	.467	*5th	ACC Tournament Champions, NCAA Oxford Regional
2015	Georgia Tech	32-23-0	.581	13-17-0	.433	*5th	
2016	Georgia Tech	38-25-0	.603	13-16-0	.448	*4th	NCAA Gainesville Regional runner-up
2017	Georgia Tech	27-28-0	.491	11-19-0	.367	*5th	
2018	Georgia Tech	31-27-0	.534	14-16-0	.467	*4th	
• Head Coach, Georgia Tech, 25 years: 1,019-532-1, .657 (394-281-1, .584 in ACC)							**Denotes Coastal Division Finish*
• Overall Record as a Head Coach, 31 years: 1,227-649-1, .654							

ASSISTANT COACHES

JASON HOWELL

Assistant Coach (Pitching)
Recruiting Coordinator
Seventh season at Tech

Jason Howell is in his seventh season on The Flats having joined the Georgia Tech staff in July 2012. He came to The Flats as the pitching coach following a successful five-year run in a similar position at UNC Wilmington.

In 2017, Howell added recruiting coordinator to his title, spearheading the Yellow Jackets recruiting efforts.

During his time at Tech, the Yellow Jackets have consistently had recruiting classes ranked in the top-25 by *Perfect Game*, *DIBaseball* and *Baseball America*, including the most recent 2018 signing class which was ranked No. 9 overall nationally by *Perfect Game*.

The highly regarded Howell, who played and coached at the University of North Carolina and pitched for five years professionally, developed one of the Colonial Athletic Association's (CAA) leading staffs at UNCW. The Seahawks reached the NCAA Regionals in 2012 for the first time since 2008.

In his six seasons as Tech's pitching coach, eight Yellow Jacket arms have been drafted, including Buck Farmer (2013), Matthew Grimes (2013 and 2014), Sam Clay (2014), Josh Heddinger (2014), Dusty Isaacs (2014), Matthew Gorst (2016), Brandon Gold (2016) and Zac Ryan (2017).

Farmer was a National Pitcher of the Year semifinalist and earned all-ACC honors in 2013 under Howell's tutelage, while Gold (2015 and 2016) and Gorst (2016) each earned all-ACC honors as well. Gorst also earned NCBWA all-America second team honors in 2016.

In his first season on The Flats in 2013, he guided Farmer to first-team all-ACC honors as the senior righty went 9-5 with a 2.78 ERA. Farmer, who was second in the ACC with 122 strikeouts, was drafted in the fifth round by the Detroit Tigers. Howell also oversaw the development of freshman lefty Jonathan King, who worked his way from a reliever, to a midweek starter and then to a weekend starter over the course of the season. King finished with a 4.04 ERA and a 6-5 record. Sophomore Josh Heddinger also made great strides under Howell's leadership and would record one of the greatest postseason pitching performances in Tech history with his complete game, two-hit shutout of No. 2 Vanderbilt in the NCAA Nashville Regional.

In the 2014 campaign, the Yellow Jackets shaved one run off the team ERA from the previous season, finishing with a 3.35 ERA -- Tech's lowest since 2011 and the second-lowest since 1993. Howell was forced to shuffle the rotation after early, season-ending injuries to weekend starters King and Cole Pitts. Yet redshirt junior lefty Devin Stanton flourished on the weekend (5-3, 2.24 ERA) and rookie Ben Parr emerged as a dominant midweek starter (5-4, 2.62 ERA).

Tech's strength was its bullpen in 2014 as Clay (4-1, 1.26 ERA, 8 saves) and Isaacs (8-5, 1.92 ERA, 7 saves) combined for 15 of Tech's school-record tying 18 saves, while Clay tied a school record for fewest runs allowed in a season (eight). Isaacs was named the MVP of the ACC Tournament.

In 2015, Ryan posted a stellar 9-1 record overall with seven saves in 28 appearances out of the bullpen for Coach Howell's staff, while Gold, an all-ACC selection, led the Tech starters with a 7-3 record in a 3.26 ERA on the season. King led the Jackets and ranked 10th in the ACC in innings pitched at 92.0, as he made a team-high 15 starts on the mound.

The 2016 season saw a number of starters and pitchers transitioned into new roles, as the Jackets turned in a team ERA of 4.73 on the season. There were a number of bright spots for the year, as Gorst was recognized as an all-ACC and a second-team all-American performer as he went 2-1 with 12 saves and an ERA of 0.55. Gold posted a 9-3 record overall with a 2.48 ERA, while out of the pen Parr went 7-1 in 25 appearances. Walk-on Bailey Combs had a strong season on the mound, as he made 11 appearances and posted an ERA under 1.00 at 0.64 for the year.

The 2017-18 period has been one of rebuilding for Howell and the Yellow Jackets as he's taken youngsters Xzavion Curry and Connor Thomas and developed them into bona fide stars. Add in reliever Andy Archer, weekday starter Brant Hurter and a plethora of talent to the roster, including the No. 1-rated lefty in the state of Georgia, Luke Bartnicki, and Georgia Tech has jumped back to being one of the strongest bullpens in the nation.

Before accepting the Georgia Tech position, Howell's UNC Wilmington pitching staff ranked 67th nationally (second in the CAA) in 2012, boasting a team ERA of 3.61 and shaving nearly two runs per game off its ERA from the previous season. Senior right-handed starter Tyler McSwain (3.18 ERA) and junior left-handed starter Mat Batts (3.04 ERA) keyed the staff's rise in 2012, as both were named all-CAA performers. McSwain, a first-team pick, broke the CAA's all-time record for wins in conference play with 17. Four key relievers posted ERAs of less than 3.00.

In 2010, under the direction of Howell, UNCW returned to the top of the CAA, leading the 11-team circuit in ERA (4.58), strikeouts (479) and opponent's batting average (.265). The Seahawks ranked 42nd nationally in ERA and were ninth in hits allowed per game, allowing nine per nine innings.

Cameron Roth, who was drafted by the Baltimore Orioles, finished fifth in the conference with a 2.98 ERA while McSwain was ninth with a 4.02 mark. Joining Roth as draft selections were Stephen Harrold (12th round, San Francisco) and Seth Frankoff (27th round, Oakland).

In his first season at UNCW, Howell made an immediate impact on the staff as UNCW topped the CAA in earned run average. Brad Holt and Jeff Hatcher earned first-team all-CAA honors while Harrold and Roth were named all-Americans in addition to their CAA all-freshman honors. In conference play, Seahawk pitchers compiled a league-leading 3.84 ERA and held opponents to a league-best .255 batting average. Holt, who also earned three all-America honors, was the 33rd pick overall in the Major League Baseball draft after leading the conference with 11 wins and ranking second with a 3.18 ERA.

A native of Western North Carolina, Howell went to UNCW following two seasons as an assistant coach at North Carolina, his alma mater. He coached first base while working with the pitching staff under the direction of assistant coach Scott Forbes.

The Tar Heels reached the championship series of the NCAA College World Series in 2006 and 2007 - both of Howell's years in Chapel Hill. The 2007 staff fashioned a 3.52 earned run average, ranking 12th nationally, and featured draft picks Luke Putkonen (3rd round, Detroit), Andrew Carignan (5th round, Oakland) and Robert Woodard (20th round, San Diego). In 2006, major league draft selections, Andrew Miller (1st round, Detroit), Daniel Bard (1st round, Boston) and national ERA leader Jonathan Hovis (FA, New York Yankees) led the Tar Heels into the finals.

Prior to joining the UNC coaching staff, Howell began his coaching career as a pitching coach for the Southern Ohio Copperheads of the Great Lakes League, a summer collegiate league, in 2005.

Before getting into coaching, Howell was a member of the Boston Red Sox farm system for five seasons before retiring from professional baseball in 2005. He compiled a 28-14 mark, collected 23 saves and recorded a 3.86 ERA with the Red Sox. In 2002, he paced Boston's minor league circuit with 17 saves for Augusta and later topped the organization in 2003 when he made 48 appearances for Sarasota of the Florida State League.

He played three seasons at Appalachian State before concluding his collegiate career at UNC, where he earned a bachelor's degree in 2002. He also graduated from UNC in 2008 with a master's degree.

In 2001, he earned second-team all-ACC honors after both pitching and playing in the field for the Tar Heels. On the mound, Howell went 6-2 with four saves and was also second on the team with a .350 batting average with 13 doubles and 29 runs batted in. For his efforts, Howell earned the S.H. Basnight Award as the Tar Heels' Most Valuable Pitcher.

Howell married the former Meredith White on Nov. 14, 2009. The couple has two young daughters, Lena and Lillian.

THE HOWELL FILE

PERSONAL

Birthdate	May 25, 1979
Education	North Carolina, 2002 (B.S. in communication studies)
	North Carolina, 2008 (M.S. in exercise sports science)
Family	wife: Meredith; daughters: Lena and Lillian; son: Hunt

PLAYING EXPERIENCE

1998-2000	Appalachian State (academic all-Southern Conference honors)
2001	North Carolina (all-ACC honors)
2001-05	Boston Red Sox organization

COACHING EXPERIENCE

2005	Pitching coach, Southern Ohio Copperheads
2007-08	Assistant coach, North Carolina
2008-12	Assistant coach/pitching, UNC Wilmington
2013-17	Assistant coach/pitching, Georgia Tech
2017-present	**Assistant coach/pitching/recruiting coordinator, Georgia Tech**

ASSISTANT COACHES

JAMES RAMSEY

Assistant Coach (Hitting)
First season at Tech

Former ACC Player of the Year, All-American and MLB first-rounder James Ramsey was announced as the assistant baseball coach/hitting at Georgia Tech in February 2019.

Ramsey joins preseason 17th-ranked Georgia Tech after spending a year with his alma mater on the Florida State baseball coaching staff as an assistant.

"I've known James Ramsey and his family for a long time," head coach Danny Hall said. "He went to Wesleyan and my kids went to Wesleyan; I got to sit in the other dugout and watch him play for Florida State and he was a great player there; he was a first-round pick and went on to pro baseball. He's done everything that our players are trying to do."

Hall continued, "I think he fits into our culture best in that he was a great student at Florida State, he understands the value of a Georgia Tech degree and his wife was a cheerleader at here so he's definitely got a Tech connection. I've been around him a lot and I felt like for a transition of looking for a guy who's going to fit our culture and is going to understand our brand from player development to education, I felt by far he was the best guy."

Joining the Seminoles in August 2018, Ramsey coached the outfielders and assisted with individual and team hitting approaches. In addition to coaching first base, he also began the process of integrating technology into player evaluation and development. Off the field, Ramsey coordinated community service and character development efforts for the team, as the Noles accumulated 200 hours volunteering this fall.

"I'm thankful to those who have given me this opportunity, from the Athletic Association to the baseball staff. It is an honor to work alongside Danny Hall – I have tremendous respect for his incredible career," Ramsey said. "Grace and I are very grateful to be back home in Atlanta and a part of the Georgia Tech family. I am excited to start working with our staff and players to achieve new heights on and off the field."

Prior to beginning his coaching career, Ramsey was a standout outfielder at Florida State and was a first-round MLB draft pick in 2012 by the St. Louis Cardinals. In seven seasons playing with the minor league affiliates of the Cardinals, Cleveland Indians, Los Angeles Dodgers, Seattle Mariners and Minnesota Twins, Ramsey totaled 502 hits, 105 extra-base hits, 59 home runs and 219 RBI for his career.

In addition to making the All-Star MLB Futures Game in 2014, Ramsey then went on to help lead the Columbus Clippers to the 2015 AAA International League Championship.

Ramsey finished his collegiate career (2009-12) as one of the best to don the Garnet and Gold. He was the 2012 ABCA Player of the Year and the ninth consensus All-American in Florida State history, earning first-team recognition from the ABCA, Baseball America, NCBWA, Louisville Slugger and Perfect Game. A team captain in 2012, Ramsey was named the 2012 ACC Player of the Year en route to capping his college career with a fourth-consecutive ACC Atlantic Division title, a pair of victories at the College World Series and No. 4 national ranking.

For his collegiate career, Ramsey hit an impressive .339 with 48 doubles, 15 triples, 34 home runs and 202 RBI. He started the final 202 games of his college career, posting a .994 fielding percentage and committing just one error in 160 chances in 2012.

An all-around student-athlete, Ramsey was also a two-time first-team CoSIDA/Capital One Academic All-American (2011, 2012) and the 2012 Academic All-American of the Year. He was the ACC Student-Athlete of the Year in 2011 and 2012 and the Lowe's Senior CLASS Award winner – the first recipient of the award for any Seminole student-athlete.

Ramsey graduated with a degree in finance in 2012 after earning three Golden Torch Awards – given to the Florida State student-athlete with the highest GPA on their respective team.

Ramsey and his wife, Grace, were married in 2016. Grace was a cheerleading captain at Georgia Tech, graduating with a business degree in 2012.

THE RAMSEY FILE

PERSONAL

Education	Florida State, 2012 (B.S. in finance)
Family	wife: Grace

PLAYING EXPERIENCE

2009-2012	Florida State (All-American, ABCA Player of the Year, ACC Player of the Year)
2012	First-Round MLB Draft pick by the St. Louis Cardinals
2012-2018	MiLB (Cardinals, Cleveland Indians, LA Dodgers, Seattle Mariners, Minnesota Twins)

COACHING EXPERIENCE

2018	Assistant, Florida State
2019-present	**Assistant coach/hitting, Georgia Tech**

ASSISTANT COACHES / SUPPORT STAFF

DAN JAFFE

Volunteer Assistant Coach
First season at Tech

Dan Jaffe was named volunteer assistant coach with Georgia Tech baseball in January 2019.

Jaffe joins the preseason No. 17 Yellow Jackets after more than six years on the scouting trail and as an elite catching instructor across the country.

"I'm very excited to have Dan Jaffe here on our staff," head coach Danny Hall said. "One of the things I've always prided ourselves on here at Georgia Tech is we've always had somebody on our staff who has caught and can coach catchers. The timing of this, trying to find the best catching guy in December and January, is not easy. So to get a guy who has a lot of knowledge on catching, that has a lot of energy and is really excited about being here was a best-case scenario for us. We look forward to getting him in here to work with our catchers."

Prior to The Flats, Jaffe worked as an associate scout for the San Diego Padres, working in the Las Vegas/Henderson area. He also evaluated top collegiate players in the Cape Cod League, where he worked with the Yarmouth-Dennis Red Sox as the catching coach, leading the instruction of catchers from across the country and creating all scouting reports.

Jaffe also coached the catchers at College of Southern Nevada, where the Coyote's catching corps led the Scenic West Athletic Conference in caught-stealing percentage, fielding percentage and fewest passed balls en route to a 2017 Junior College World Series appearance. Before CSN, Jaffe also coached as an assistant at Arbor View High School (2015-16), LVBA Cardinals/Dodgers Elite Scout Team (2014-2019) and the Las Vegas Baseball Academy (2012-2019).

"Coaching at the Division I level has been a dream of mine forever and getting to take my first step into this level at a prolific and nationally recognized program like Georgia Tech makes it all the more special," Jaffe said. "This is the chance that I have always been chasing, and I am looking forward to embracing this challenge and helping get Georgia Tech back to the promise land where we belong."

A Las Vegas native, Jaffe began his college baseball career in the Big East Conference at Villanova before transferring to be a co-captain of College of Southern Nevada as a sophomore and then a two-year captain at Pacific University.

He graduated from Pacific in 2014 with a bachelor's of science degree in politics and government before earning his master's in sports management from Texas A&M in 2015.

NICK SCHERER

Director of Operations
12th season at Tech

Nick Scherer is in his 12th year as the director of baseball operations for the Georgia Tech program after playing four years for the Yellow Jackets and head coach Danny Hall from 2004-07.

In his current role, Scherer is responsible for coordinating the Yellow Jackets' travel plans, equipment management and clubhouse operations in addition to assisting in alumni relations and marketing for the Georgia Tech baseball team. Scherer also serves as the director for the Danny Hall Baseball Camps.

A catcher that provided depth behind the plate during his tenure, Scherer was a leader in the locker room and served as the primary catcher for Tech starter Eddie Burns in 2007. Scherer played in 47 games from 2005-07 after receiving a redshirt in 2004. He was a product of the highly-touted East Cobb Baseball program and a member of the East Cobb Yankees summer team that captured the Connie Mack World Series titles in 2001 and 2003.

Scherer has served as an assistant coach for the East Cobb Yankees since 2007. In his first two years with the Yankees, the team picked up a runner-up finish in 2007 and a championship in the 2008 Connie Mack World Series. He has also been the assistant coach on staff for the Yankees teams that have won the 2012 Perfect Game World Wood Bat National Championship, the 2013 CABA Championship, and the 2013 Connie Mack World Series Championship.

More recently, his East Cobb Yankees squads have also won the 2015 Perfect Game World Wood Bat National Championship and were crowned both the 2015 and 2016 Connie Mack World Series Champions.

Scherer is a native of Roswell, Ga., and graduated from Georgia Tech with a degree in management in December 2007.

He currently resides in Marietta, Ga.

BASEBALL SUPPORT STAFF

RICK HUBBARD

Director of Player Personnel
First season at Tech

Rick Hubbard is in his first year as the director of player personnel for the Georgia Tech baseball program, joining in the fall of 2018.

In his current role, Hubbard is responsible for coordinating the Yellow Jackets' travel plans and player appearances off the field, training and supporting players in handling media coverage, assisting with matters that that affect the team and maging new player orientation programs and initiatives. Hubbard also assists in alumni relations and serves as the assistant director for the Danny Hall Baseball Camps.

Hubbard is a native of Angola, N.Y., and was a pitcher for the 2013 MAC Champion Canisius College baseball team before receiving his degree in kinesiology and physiology from East Carolina University in 2016. Hubbard also received his MBA in sports management from Tiffin University in 2018.

STEVE TAMBORRA

Assistant Player
Development Coach
20th season at Tech

In his 20th year as an assistant player development coach at Georgia Tech, Steve Tamborra oversees the highly-touted strength and conditioning program for the Georgia Tech baseball team.

Since his arrival more than a decade ago, Tamborra has been responsible for the development and implementation of strength training regimes of many student-athletes that have gone on to play professional baseball, with several of those athletes returning to Georgia Tech during their offseason to continue training with him.

In 2013, Tamborra was named a Master Strength and Conditioning Coach (MSCC) by the Collegiate Strength and Conditioning Coaches Association (CSCCa). This honor is the highest given in the strength and conditioning profession.

Tamborra joined the Tech staff in November 1999, after five years in a similar capacity at Florida State where he worked with the baseball, softball and football teams from 1995-99.

He earned a Bachelor of Science in Nutrition and Fitness from Florida State in 1994 and a Master of Science in Athletic Administration from Florida State in 1996.

He holds certifications from the Collegiate Strength and Conditioning Coaches Association (CSCCa), the National Strength and Conditioning Association (NSCA), Titleist Performance Institute, CrossFit, USA Weightlifting and Precision Nutrition. He has written one book, *Complete Conditioning for Baseball*, which was published in late 2007.

Tamborra earned his bachelor's degree in nutrition and fitness from Florida State in 1994 and a master's degree in athletic administration from Florida State in 1996.

He is married to the former Stacy Venable, a pitcher for the Florida State softball team from 1997-99. They have two daughters, Malayna and Payton, and a son, Austin. Payton and Austin are twins.

BASEBALL SUPPORT STAFF

PAUL WOLKOFF

Assistant Director/ Sports Medicine
11th season at Tech

Paul Wolkoff joined the Georgia Tech Athletic Association in the sports medicine department in 2008 and is responsible for the care of the baseball team. Prior to the 2014-15 season, he worked with the men's and women's cross country and track & field teams.

Wolkoff came to Georgia Tech from Progressive Health Aviation Services where he worked for one year.

He was the head athletic trainer at LaGrange College for 10 years where he oversaw all aspects of medical care and coverage for a 16-sport athletics program. Prior to LaGrange College, he served as assistant director and senior athletic trainer at UAB Sports Medicine.

Wolkoff graduated from Georgia Tech in 1993 with a bachelor's degree in management. He later earned his master's in physical education from East Tennessee State in 1995. While working as a graduate assistant at ETSU, he mainly worked with the staff physical therapist. He also earned a certificate in Health Sciences while at Tech.

He is a NATABOC Certified Athletic Trainer and a Certified Strength and Conditioning Specialist. He is a member of the National Athletic Trainer's Association, Southeast Athletic Trainers' Association, and the Georgia Athletic Trainers' Association, and he is licensed by the state of Georgia as an athletic trainer.

DAVID MCDANIEL

Athletic Equipment Manager
Fourth season at Tech

David McDaniel joined the Georgia Tech Athletic Association as assistant equipment manager in September 2015. He is responsible for the purchasing, inventory, issuing and maintenance of all athletic apparel and equipment for Tech's baseball, softball, and track programs.

Prior to joining the Tech staff, McDaniel spent two-plus years as the head football equipment manager and video coordinator at Mercer in Macon, Ga. He handled the apparel and equipment needs for the football and lacrosse teams, while also coordinating all video services for Mercer's football and lacrosse teams.

This is his second stint in Atlanta as he was a graduate assistant equipment manager at Georgia State from 2009-12. While at GSU, he assisted with the complete start of the Panthers' new football program. While at Georgia State, he also was a member of the video staff of the Arena Football League's Georgia Force and was an assistant soccer coach at North Cobb Christian School in Acworth, Ga.

He graduated from Liberty University with a bachelor's degree in sport management in 2009 and he later earned his master's degree in sport administration from Georgia State in 2012.

He and his wife, Katie, live in Kennesaw, Ga.

SOMTO EGBUNA

Student Manager
Third season at Tech

PONDER THURMOND

Student Manager
Second season at Tech

TODD STANSBURY

ADMINISTRATION

G.P. "BUD" PETERSON

Institute President

G.P. "Bud" Peterson was appointed April 1, 2009, as the 11th president of Georgia Tech. Under his leadership Georgia Tech developed and is implementing its 25-year strategic plan, exceeded the $1.5 billion goal for Campaign Georgia Tech by 20 percent, grown innovative collaborations and strategic partnerships, expanded the campus infrastructure, and increased national and global visibility. Notably in that time, applications have more than tripled, and enrollment has increased by 45 percent.

Peterson came to Georgia Tech from the University of Colorado at Boulder, where he served as chancellor. Prior to that, he served as provost at Rensselaer Polytechnic Institute in New York, and for 19 years on the faculty and in leadership positions at Texas A&M University. He has worked for NASA and the National Science Foundation (NSF).

Throughout his career, Peterson has played an active role in helping establish the national education and research agendas, serving on many industry, government, and academic task forces and committees. He has served on a number of national accreditation agencies, with a focus on improving and assessing outcomes for higher education. He also has served on congressional task forces, research councils, and advisory boards, including the Office of Naval Research, the National Aeronautics and Space Administration, the Department of Energy, the National Research Council, and the National Academy of Engineering.

A distinguished scientist, he was appointed in 2008 by President George W. Bush, and again in 2014 by President Barack Obama, as a member of the National Science Board, which oversees the NSF and advises the U.S. president and Congress on national policy related to science and engineering research and education. In 2010, he was named by U.S. Secretary of Commerce Gary Locke as a member of the National Advisory Council on Innovation and Entrepreneurship. President Obama appointed him to the Advanced Manufacturing Partnership (AMP) steering committee in 2011, and to the AMP 2.0 steering committee in 2013. He is a member of the board of directors of the American Council on Education. He currently serves as chair of the NCAA Board of Governors, the NCAA's highest governing body. In February 2018, he was named to the National Space Council's User Advisory Group.

Peterson, a fellow of both the American Society of Mechanical Engineers (ASME) and the American Institute of Aeronautics and Astronautics (AIAA), received the AIAA Distinguished Service Award in 2011. His research has focused on phase change heat transfer in both the cooling of electronic devices and spacecraft thermal control. He is widely published, authoring or co-authoring 17 books or book chapters, 240 refereed journal articles, and 146 conference publications. He also holds 16 patents, with three others pending.

Peterson earned a bachelor's degree in mechanical engineering, a second bachelor's degree in mathematics, and a master's degree in engineering, all from Kansas State University. While at Kansas State, he lettered three years as a tight end/wide receiver for the Wildcats. He earned a Ph.D. in mechanical engineering from Texas A&M University. He and his wife, Val, have four adult children, two of whom are Georgia Tech alumni.

CHARLES L. ISBELL, Jr.

Faculty Athletics Representative

Dr. Charles L. Isbell, Jr., senior associate dean and professor in the College of Computing, was named faculty athletics representative (FAR) to the Georgia Tech Athletic Association on June 6, 2017.

The FAR serves as the liaison between the Institute and the Athletic Association on issues regarding rules compliance, developments at the National Collegiate Athletic Association (NCAA), and activities related to Atlantic Coast Conference (ACC) membership.

"Charles is an engaged leader and innovator at Georgia Tech in numerous areas, and we are very fortunate that he has agreed to add the role as the Institute's new faculty athletics representative to his responsibilities," said Peterson. "On behalf of all of Georgia Tech, I would also like to thank Reggie DesRoches for serving us so well as our FAR for the past three years."

Isbell has been a faculty member at Georgia Tech since 2002, but first came to Tech as a student to earn his bachelor's degree in computer science. He also holds a Ph.D. in computer science from the Massachusetts Institute of Technology.

His first institutional service role at Tech was with the Institute Undergraduate Curriculum Committee, where he worked with student-athletes returning to finish their degrees.

"Since the very beginning of being here as a faculty member, I've been interested in the way student-athletes interact with the rest of the institution," he said.

Isbell hopes to continue events that DesRoches organized to facilitate faculty and student-athlete interaction. He also hopes to serve as a bridge for faculty members to pursue more research endeavors with the Athletic Association.

"I can't tell you the number of conversations I've had with faculty members who have been interested in working with athletics, but weren't sure how to go about doing it," he said. "I'm going to put energy into making those connections."

For Isbell, understanding the experience of student-athletes is paramount to success in higher education. Athletic achievements can elevate a university's profile to prospective students, and student-athletes' relationship to the university is one that can be used as a model for the broader campus community.

"Anyone interested in higher education and how it has to grow and change has to understand how Division I athletics works at a university," he said. "As higher education changes, we have to think of ourselves more as a community and consider what lets people build connections and keep coming back. It's going to have to happen with all students, faculty, and staff, and athletics can be an example of how to do that well."

While Isbell is a fan and frequent attendee of Georgia Tech athletic events, his support for student-athletes extends beyond the stands.

"I want the student-athletes to know I am here for them, and I intend to talk with them and be a resource for them," he said. "I want them to know that and believe it, and know that I take it very seriously."

Isbell's research focuses on statistical machine learning and interactive artificial intelligence. He teaches several courses both to on-campus students and to students around the world in Tech's Online Master of Science in Computer Science program. His three-year term as FAR began on July 1, 2017.

ADMINISTRATION

TODD STANSBURY

Director of Athletics

Todd Stansbury, a Georgia Tech alumnus and football letterwinner, was introduced as the Institute's ninth director of athletics on Sept. 22, 2016.

After he officially arrived back on The Flats on Nov. 28, 2016, Stansbury identified four strategic priorities for Georgia Tech athletics — to define the GT athletics brand, to establish an internal culture, to align the internal structure and to generate new revenue. In just 19 months on the job, he has addressed those priorities through a slew of initiatives and accomplishments.

Highlights include:

- a significant revenue lift spurred by increased giving to the Alexander-Tharpe Fund and ticket sales, which can be traced in large part to an innovative overhaul of sales operations that focused on integrating fundraising and ticket sales efforts;
- the establishment of a partnership with adidas to serve as the official apparel provider of Georgia Tech athletics, which was announced on Aug. 22, 2017 and went into affect on July 1, 2018;
- significant facilities upgrades, including a new $4.5 million football locker room, a $1.2 million investment in new videoboards at several competition venues (baseball, softball, volleyball and tennis, as well as Bobby Dodd Stadium's Callaway Plaza) and a refresh of the student-athletes' nutrition center and training table;
- a re-emphasis on Georgia Tech athletics iconic Total Person Program, with investments for additional staff and programming for student-athletes, including the department's first-ever Jackets Without Borders service trips to Costa Rica (2017) and Puerto Rico (2018);
- a comprehensive brand refinement that included defining Georgia Tech athletics' official colors, Tech's first-ever athletics wordmark and a simplification of the iconic interlocking GT logo;
- the creation of Georgia Tech's "Gold Code," which outlines the department's core values, brand differentiators, vision, mission and the Everyday Champions formula — Winning + The Institute + Total Person Program = Everyday Champions;
- the establishment of two new offices within the athletics department — the office of brand and ideation, which works to identify and tell the story of the Yellow Jackets' brand, and the office of innovation, which oversees Georgia Tech's efforts to build on its status as college athletics' leader in innovation, particularly through collaboration and partnerships with the Institute and innovation hubs throughout Atlanta.

In June 2018, Stansbury unveiled the most significant undertaking of his tenure as Georgia Tech's A.D. — Athletics Initiative 2020. AI 2020 aims to raise $125 million for athletics facilities, endowments and operations by 2020 with three priorities in mind — recruiting (putting GT in position to attract the special type of student-athlete that can excel both athletically and academically at Tech), building a better student-athlete (equipping them with the tools they need to excel in their sport, while also developing each as a Total Person that succeeds in academics and life) and winning (being true to the great tradition of excellence at Georgia Tech by competing for ACC and national championships).

The crown jewel of AI 2020 is a $70 million renovation of Georgia Tech's Edge Center. The new Edge Center will serve as a sleek and innovative home base for Georgia Tech athletics' teams and administration, a one-stop shop for key student-athlete services, an anchor for recruiting efforts and a

showcase for the Institute's commitment to student-athlete success and fan engagement.

A native of Oakville, Ontario, Stansbury was initially drawn to Georgia Tech when he befriended several Tech football student-athletes while on a family vacation in Florida as a youngster. The student-athletes invited Stansbury and his family to attend a practice on their way back through Atlanta . They accepted and, after visiting campus, Stansbury was determined to attend and play football at Tech.

Several years later, he was offered and accepted a football scholarship to attend Tech. He enrolled in 1980 and played linebacker and special teams for the Yellow Jackets under head coach Bill Curry. He went on to be selected in the third round of the Canadian Football League draft by the Saskatchewan Roughriders in 1984 but after a brief CFL career, returned to Atlanta to begin a banking career.

In 1988, he left banking and returned to The Flats to become an academic advisor for Georgia Tech's football program. In 1991, he was promoted to assistant athletics director for academics by legendary A.D. Homer Rice.

After leaving Tech in 1995, Stansbury's career included stops at Houston (associate A.D. - 1997-2000) and Oregon State (executive associate A.D. - 2003-12), as well as three stints as an athletics director at East Tennessee State (2000-03), UCF (2012-15) and Oregon State (2015-16).

Stansbury and his wife, Karen, who were married inside Georgia Tech's Arthur B. Edge Intercollegiate Athletics Center, reside in Atlanta. After they were married in 1995, the couple traveled the world for 18 months before returning to the United States.

ADMINISTRATION

AYO TAYLOR-DIXON

Senior Associate A.D.
External Operations

Veteran collegiate athletics administrator Ayo Taylor-Dixon joined Georgia Tech athletics' executive staff as senior associate athletics director for external operations in August 2017.

Taylor-Dixon came to Georgia Tech from the University of Minnesota, where he served as senior associate A.D. for fan engagement from March 2016-August 2017. At Minnesota, he oversaw the Golden Gophers' marketing, gameday experience/season ticket member surveys, gameday customer service and licensing operations.

He also serves as the 2017-18 president of the National Association of Collegiate Marketing Administrators (NACMA).

Prior to his 17 months at Minnesota, Taylor-Dixon served on the administrative staffs at Northern Colorado (senior associate athletics director – 2014-16), USF (senior associate athletics director – 2006-14) and Evansville (assistant athletics director – 2002-06). In addition to his extensive background overseeing marketing and promotions, ticket sales and operations, licensing, branding, sponsorships, broadcasting and communications, he has also served as a sport administrator.

Taylor-Dixon was a member of the track and field team and the student-athlete advisory committee at Stephen F. Austin State University, where he earned bachelor's (business administration – 2000) and master's (interdisciplinary studies with emphases on business, communications and kinesiology – 2002) degrees.

He and his wife, Beth, have four children.

Mark Rountree
Deputy AD



Jack Thompson
Senior Associate A.D.
Development

Joeleen Akin
Associate A.D.
SWA/S-A Development

Shoshanna Engel
Associate A.D.
Compliance

Jim Hall
Associate V.P.
Associate A.D.
for Development

Jeff Keisler
Associate A.D.
Annual Giving &
Engagement

Phyllis LaBaw
Associate A.D.
Student Services

Marvin Lewis
Associate A.D.
Administration &
Finance

Dr. Angelo Galante
Associate A.D.
Sports Medicine

Kyle McCann

2018 SEASON REVIEW

HONORS & AWARDS

ATLANTIC COAST CONFERENCE PLAYER OF THE YEAR
Joey Bart, C

ACC DEFENSIVE PLAYER OF THE YEAR
Joey Bart, C

JOHNNY BENCH AWARD
Joey Bart, C

ALL-ACC

Joey Bart, C. . . . . 1st Team
Wade Bailey, 2B. . . . . 1st Team
Tristin English, DH/UT. . . . . 1st Team
Connor Thomas, LHP . . . . . 1st Team
Chase Murray, OF . . . . . .2nd Team
Kyle McCann, 1B . . . . . .3rd Team

ALL-ACC ACADEMIC BASEBALL TEAM
Andy Archer, Chase Murray

ACC HONOR ROLL
Andy Archer, Jake Brace, Micah Carpenter, Hugh Chapman, Keyton Gibson, Michael Guldberg, Brant Hurter, Kel Johnson, Chase Murray, Cole Neuber, Paxton Rigby, Jamie Taylor, Cameron Turley, Luke Waddell, Patrick Wiseman

ALL-AMERICA

Joey Bart, C . . . . . Perfect Game (1st Team)
. . . . . ABCA (1st Team)
. . . . . .NCBWA (1st Team)
. . . . . .Baseball America (1st Team)
. . . . . .Collegiate Baseball (1st Team)
. . . . . .D1Baseball (2nd Team)

COLLEGIATE BASEBALL NATIONAL PLAYER OF THE WEEK
Connor Thomas, LHP . . . . . April 30

PERFECT GAME/RAWLINGS NATIONAL PITCHER OF THE WEEK
Connor Thomas, LHP . . . . . May 1

NCBWA NATIONAL PITCHER OF THE MONTH
Connor Thomas, LHP . . . . . April

TEAM AWARDS

MVP . . . . . .Joey Bart
Pitcher of the Year . . . . . .Xzavion Curry
. . . . . Connor Thomas
Most Dedicated . . . . . .Wade Bailey
Scholar-Athlete . . . . . .Michael Guldberg
Rookie of the Year . . . . . .Oscar Serratos

2018 MLB DRAFT

Rd (##)	Player, Pos	Team
1 (2)	Joey Bart, C	Giants
33 (991)	Wade Bailey, 2B	Angels

Overall: 31-27 • ACC: 14-16
4th-place; Coastal

Home: 25-10 (6-9)
Away: 6-14 (5-10)
Neutral: 0-3

ACC STANDINGS

Coastal Division

School	*ACC*	*Overall*
1. North Carolina ^%#	22-8	44-20
2. Duke ^%	18-11	45-18
3. Miami	16-13	28-26
4. Georgia Tech	14-16	31-27
5. Virginia	12-18	29-25
6. Pitt	11-19	29-26
7. Virginia Tech	8-22	21-33

Atlantic Division

School	*ACC*	*Overall*
1. Clemson *^	22-8	47-16
2. NC State ^	19-11	42-18
3. Louisville ^	18-12	45-19
4. Florida State !	16-13	43-19
5. Wake Forest	13-17	25-32
6. Notre Dame	12-18	24-30
7. Boston College	7-22	17-32

** ACC Regular Season Champions*
! ACC Championship Tournament Champions
^ NCAA Regional
% NCAA Super Regional
 # College World Series

ACC Tournament Results
DURHAM ATHLETIC PARK, DURHAM, N.C.
#12 Pitt 2, #8 Georgia Tech 1
#1 North Carolina 9, #8 Georgia Tech 0



*In the 2018 MLB Draft, catcher **JOEY BART** became the highest-drafted Yellow Jacket in program history when he was selected second overall by the San Francisco Giants.*

SEASON SUPERLATIVES

TEAM BATTING

At bats:	51	at Pittsburgh (Apr 14, 2018)
Runs scored:	20	vs Duke (May 18, 2018)
Hits:	19	vs Dartmouth (Feb 24, 2018)
	19	vs Duke (May 18, 2018)
RBIs:	20	vs Duke (May 18, 2018)
Doubles:	4	(5 games)
Triples:	2	vs Arkansas-Pine Bluff (Feb 27, 2018)
	2	vs Duke (May 17, 2018)
Home runs:	5	at Mercer (Apr 10, 2018)
Total bases:	35	vs Duke (May 18, 2018)
Walks:	12	at Georgia State (Mar 07, 2018)
	12	vs Florida State (Apr 08, 2018)
Strikeouts:	19	at Pittsburgh (Apr 14, 2018)
Sac hits:	2	(5 games)
Sac flies:	3	at Georgia State (Mar 07, 2018)
	3	vs Radford (May 05, 2018)
Stolen bases:	4	vs Mercer (Mar 21, 2018)
Hit by pitch:	3	vs Wake Forest (Apr 29, 2018)
Caught stealing:	2	vs Auburn (Mar 20, 2018)
	2	vs Duke (May 17, 2018)
Runners LOB:	15	at Mercer (Apr 10, 2018)
Hit into DP:	4	vs Illinois-Chicago (Mar 04, 2018)

TEAM FIELDING

Putouts:	39	at Pittsburgh (Apr 14, 2018)
Assists:	16	at Pittsburgh (Apr 14, 2018)
Errors:	4	vs Connecticut (Feb 18, 2018)
	4	at Clemson (Mar 10, 2018)
Passed balls:	2	at Clemson (Mar 10, 2018)
DPs turned:	3	at Pittsburgh (Apr 14, 2018)
	3	vs Kennesaw State (Apr 18, 2018)
	3	at North Carolina (Apr 22, 2018)

TEAM PITCHING

Inn. pitched:	13.0	at Pittsburgh (Apr 14, 2018)
Runs allowed:	13	at Clemson (Mar 10, 2018)
Earned runs:	12	at Clemson (Mar 10, 2018)
	12	at Auburn (Mar 13, 2018)
Walks allowed:	10	vs Bradley (Feb 17, 2018)
Strikeouts:	17	vs Wake Forest (Apr 28, 2018)
Hits allowed:	15	vs Dartmouth (Feb 24, 2018)
	15	vs Virginia Tech (Mar 17, 2018)
	15	vs Radford (May 05, 2018)
Doubles allowed:	6	at Auburn (Mar 13, 2018)
Triples allowed:	2	vs Florida State (Apr 07, 2018)
Homers allowed:	4	vs Duke (May 17, 2018)
Wild pitches:	5	at Georgia State (Mar 07, 2018)
Hit batters:	6	at Auburn (Mar 13, 2018)
	6	vs Duke (May 18, 2018)

2018 GAME-BY-GAME RESULTS

DATE	OPPONENT	W-L	SCORE	ATT	GT PITCHER	OPP. PITCHER	RECORD	NOTES
2/16	Minnesota	W	3-2	1,245	Xzavion Curry (1-0)	Reggie Meyer (0-1)	1-0	Curry & Thomas struck out eight batters; Bailey & A. Wilhite combine to go 5-for-8
2/17	Bradley	L	7-10	1,285	Schniederjans (0-1)	Alex Gray (1-0)	1-1	Tech pitchers strike out 11 but walk 10 batters; Bart & English both homer
2/18	UConn	L (10)	7-9	1,145	Jared Datoc (0-1)	P.J. Poulin (1-0)	1-2	Tech erases a 7-1 deficit to tie the game late; UConn scores five unearned runs in win
2/20	at Georgia Southern	W	7-1	1,838	Connor Thomas (1-0)	Jacob Parker (0-1)	2-2	Thomas with a career-high 7.0 IP & 6 K's; Bart HR; Waddell two-run single
2/23	Dartmouth	W	10-0	991	Xzavion Curry (2-0)	Cole O'Connor (0-1)	3-2	Curry threw 7.0 scoreless innings; Guldberg first career at bat & first career home run
2/24	Dartmouth [1]	W	12-9	1,396	Keyton Gibson (1-0)	Jack Fossand (0-1)	4-2	GT with 3 home runs in the 2nd inning; Murray 2 HR (4-for-5) with 4 RBIs
2/24	Dartmouth [2]	W	11-5	629	Andy Archer (1-0)	Marc Bachman (0-1)	5-2	McCann with 3 home runs & 4 RBIs; English 4-for-5 with 4 RBIs; Archer first career win
2/27	Arkansas-Pine Bluff	W	8-0	755	Connor Thomas (2-0)	Peyton Burks (0-1)	6-2	GT pitchers combined for 11 Ks & 0 BBs; McCann with a HR & triple; Turley first career hit
3/2	UIC	W	5-0	949	Xzavion Curry (3-0)	Reid Birlingmair (1-1)	7-2	Curry 6.0-shutout innings & 8 Ks; Carter Hall 3-run home run; Bailey 3-for-4, 2 runs
3/3	UIC	W	3-2	1239	Keyton Gibson (2-0)	Ryan Campbell (2-1)	8-2	Colin Hall two-run single; Johnson RBI single; GT pitchers - 9 Ks, 2 walks
3/4	UIC	L	5-12	1046	Jonathan Hughes (0-1)	Jacob Key (1-1)	8-3	Bart 3-for-4, BB, HR; Radcliff first-career home run; Murray 2-for-3, RBI
3/7	at Georgia State	W	12-6	321	Schniederjans (1-1)	Bryan White (0-1)	9-3	Carter Hall 2-for-2, HR, 2B, 3 RBIs; English HR, 4 RBIs; Chapman 2nd career-start, 4 Ks
3/9	at No. 6 Clemson *	L	2-3	4,800	Jared Datoc (0-2)	Ryan Miller (2-0)	9-4	Bart 2-for-4, 2B; Murray 3-for-4, RBI, run; Johnson RBI; Curry 5.0 IP, 2 runs, 6 Ks
3/10	at No. 6 Clemson * [1]	L	3-7	-	Connor Thomas (2-1)	Spencer Strider (2-0)	9-5	Thomas 7.0 IP, 3 ER, 7 hits, career-high 9 Ks; Bart 3-for-4, HR, 2 RBIs; English RBI
3/10	at No. 6 Clemson * [2]	L	2-13	5,959	Brant Hurter (0-1)	J. Higginbotham (3-0)	9-6	DH game two delayed 3 hours due to rain; McCann two-run HR; GT batters 9 Ks, 0 BBs
3/13	at No. 13 Auburn	L	7-12	2.436	Hugh Chapman (0-1)	Elliott Anderson (3-0)	9-7	Faced two seven-run deficits; Had a five-run fifth; English & A. Wilhite two RBIs each
3/16	Virginia Tech *	W	16-9	1,054	Xzavion Curry (4-0)	Connor Coward (1-2)	10-7	English 4-for-5, grand slam, 2B, 6 RBIs; season-high 16 runs & 15 RBIs; Waddell HR
3/17	Virginia Tech *	L	8-10	971	Connor Thomas (2-2)	Andrew McDonald (1-1)	10-8	GT used eight pitchers for the game; Bart 3-for-4, HR, 4 RBIs; Murray 3-for-5, 2 runs
3/18	Virginia Tech *	W	10-6	1,108	Andy Archer (2-0)	Luke Scherzer (0-1)	11-8	GT with 10 runs over the first 4 innings; English 1st career start on the mound; Bart HR
3/20	No. 6 Auburn	W	6-4	1,374	Brant Hurter (1-1)	Jack Owen (0-1)	12-8	Coach Hall's 1,000th win at GT; Hurter with 5.1 scoreless innings; Guldberg 3-run HR
3/21	Mercer	L	2-6	853	Will Shirah (0-1)	Robert Broom (4-0)	12-9	Season-low five hits; Serratos first career HR; bullpen held MU hitless over last 5 innings
3/23	at No. 6 NC State * [1]	W	13-4	2,391	Xzavion Curry (5-0)	Michael Bienlien (2-1)	13-9	Posted a six-run 1st and 9th; Curry career-high 11 Ks; Nick Wilhite 3 hits, 2 RBIs
3/23	at No. 6 NC State * [2]	L	2-5	2,698	Connor Thomas (2-3)	Johnny Piedmonte (3-0)	13-10	Colin Hall 2-for-2, RBI, 2 BB; Bailey's games-started streak snapped at 93; Archer 5 Ks
3/25	at No. 6 NC State *	L	6-9	2,346	Jared Datoc (0-3)	Kent Klyman (2-0)	13-11	NC State scored six runs in the 8th; English 3 RBIs & 5.0 IP with 5 Ks; McCann HR
3/27	Georgia Southern	W	3-1	818	Brant Hurter (2-1)	Zach Cowart (1-1)	14-11	Hurter with a career-high 10 Ks; Murray 3-for-4, triple, RBI; GT pitchers 12 total Ks
3/30	Miami *	W	6-1	1,191	Xzavion Curry (6-0)	Jeb Bargfeldt (2-3)	15-11	Curry with a career-high 12 Ks; Waddell first career triple; English HR & 3 RBIs
3/31	Miami *	W	13-4	1,648	Connor Thomas (3-3)	Evan McKendry (4-3)	16-11	Thomas career-high 10 Ks over 7.1 innings; Radcliff 3-run HR; Serratos 4 hits, 2 RBIs
4/1	Miami *	W	4-1	1,137	Tristin English (1-0)	Andrew Cabezas (2-3)	17-11	English first career win; Archer first career save; Bailey 2-for-3, 2B, RBI; Hall 2-for4, 2B
4/3	at No. 17 Georgia	L	0-4	3,730	Brant Hurter (2-2)	Kevin Smith (4-1)	17-12	Hurter goes 6.1 innings in the start; Bart 2-for-4, 2B; Tech with 4 hits & 14 strikeouts
4/6	No. 6 Florida State *	L	2-10	1,764	Xzavion Curry (6-1)	Cole Sands (6-1)	17-13	Bart hits his 9th HR; A. Wilhite 2-for-4; Guldberg PH RBI; Curry 1st loss of the season
4/7	No. 6 Florida State *	W	2-1	1,375	Connor Thomas (4-3)	Conor Grady (3-1)	18-13	Thomas picks up the complete game win, 1 ER, 9 K; Serratos 2 doubles, 3 RBIs
4/8	No. 6 Florida State *	W	16-3	1,557	Tristin English (2-0)	Austin Pollock (2-3)	19-13	GT pitchers 0 walks; GT batters 12 walks; A. Wilhite inside the park HR, 5 RBIs
4/10	at Mercer	W	16-8	1,248	Brant Hurter (3-2)	Nick Spear (2-1)	20-13	GT matched its season-high with 16 runs on 16 hits; 5 HRs; McCann GS & 5 RBIs
4/11	Georgia State	L	2-5	1,272	Keyton Gibson (2-1)	Tanner Thomson (1-1)	20-14	GT batters struck out 14 times; GT pitchers with 0 walks; Teams used 15 pitchers
4/13	at Pittsburgh *	W	7-3	424	Andy Archer (3-0)	YaYa Chentouf (4-2)	21-14	McCann go-ahead grand slam in the 9th; Murray HR in the 8th; Archer 3.0-scoreless IP
4/14	at Pittsburgh *	L (14)	3-4	611	Jonathan Hughes (0-2)	RJ Freure (3-1)	21-15	A. Wilhite 4-for-5, HR, 2 RBIs - RBI double in 9th to tie game; Thomas 7.1 IP, 9 K in GS
4/15	at Pittsburgh *	L	5-6	307	Micah Carpenter (0-1)	Kevin Henriksen (1-2)	21-16	GT led 4-2 after four innings; A. Wilhite 2-run HR; Murray & Bailey 2 hits & an RBI each
4/18	Kennesaw State	W	17-7	930	Brant Hurter (4-2)	Ryan Kennedy (2-6)	22-16	McCann 7 RBIs on a grand slam & a 3-run HR; Bailey HR & 5 RBIs; Radcliff HR & 3 RBIs
4/20	at No. 8 North Carolina *	L	3-9	2,795	Xzavion Curry (6-2)	Caden O'Brien (2-0)	22-17	UNC scores five in the second; Bart 2-for-5, HR; Serratos 2-for-3; Tech only 9 hits
4/21	at No. 8 North Carolina *	L (10)	8-9	3,871	Jonathan Hughes (0-3)	Josh Hiatt (2-1)	22-18	UNC grand slam in 8th to tie the game; Bart 2-run single in 10th; UNC plates 3 in 10th
4/22	at No. 8 North Carolina *	L	3-10	2,794	Tristin English (2-1)	Cooper Criswell (3-2)	22-19	UNC scores seven in the seventh inning; Murray 2-for-3, RBI; English 1-for-4, 2 RBIs
4/25	No. 20 Georgia	L	3-8	1,878	Brant Hurter (4-3)	Zak Kristofak (3-1)	22-20	Tech's 10 hits were all singles; UGA scored 5 runs with 2 outs; Co. Hall 2-for-4, 2 RBIs
4/27	Wake Forest *	W	7-0	1,007	Xzavion Curry (7-2)	Griffin Roberts (4-4)	23-20	Curry strike outs 12 in two-hit, complete-game shutout; Co. Hall & Murray 2 RBIs each
4/28	Wake Forest *	W	5-1	1,480	Connor Thomas (5-3)	M. McSweeney (2-5)	24-20	Thomas strike outs 17 batters in complete-game win; Co. Hall, Murray & McCann all HR
4/29	Wake Forest *	L	3-6	1,182	Tristin English (2-2)	Rayne Supple (4-2)	24-21	Tech strikes out 11 WF hitters; GT 1-for-12 with RISP; Waddell 2-for-2; N. Wilhite RBI
5/4	Radford	W	6-5	852	Andy Archer (4-0)	Kyle Palmer (2-2)	25-21	A. Wilhite with a two-run walk-off double to score Serratos (2-run single in 9th) in 9th
5/5	Radford	W (10)	11-8	946	Micah Carpenter (1-1)	Brandon Donovan (1-2)	26-21	Radcliff three-run walk-off HR with two outs in10th; Carpenter 2.0-scoreles innings
5/6	Radford	W	4-0	960	Brant Hurter (5-3)	Ryan Sande (2-2)	27-21	5th shutout of the season; Hurter, Combs & Archer combine for 13 Ks; Archer 2nd save
5/8	vs. No. 15 Georgia #	L	1-3	17,741	Tristin English (2-3)	C.J. Smith (1-0)	27-22	Five players with one hit each; Co. Hall RBI; Carpenter 3.0-hitless innings; Five hits
5/11	at Virginia *	L	6-8	3,555	Xzavion Curry (7-3)	Derek Casey (6-3)	27-23	GT scored five runs in the last two innings; Bart & A. Wilhite HR each; A.Wilhite 3 RBIs
5/12	at Virginia *	W	5-1	3,974	Connor Thomas (6-3)	Noah Murdock (1-2)	28-23	Thomas CG win with 7 K, 0 BB, 1 unearned run, 100 K of the season; Murray 2 RBIs
5/14	at Virginia *	L	4-8	3,109	Tristin English (2-4)	Daniel Lynch (4-4)	28-24	Bart 2 HRs; Tech strikes out 17 times; Two and a half hour rain delay - 9:31 p.m. start
5/15	Southeast Missouri	W	8-5	788	Jared Datoc (1-3)	Wesley Pyles (0-1)	29-24	Eight different Jackets with at least one hit; English 2 RBIs; Hughes first career save
5/17	No. 10 Duke *	W	9-6	849	Xzavion Curry (8-3)	Mitch Stallings (3-4)	30-24	Serratos & Murray each with a 2-run triple; Curry 10 K's; Archer 3rd save; 2:10 delay
5/18	No. 10 Duke *	W	20-7	1,047	Connor Thomas (7-3)	Ryan Day (5-3)	31-24	Bart, McCann, English & Co. Hall HR each; 12-run fifth inning; five players with 3 RBIs
5/19	No. 10 Duke *	L	5-12	1,156	Brant Hurter (5-4)	Bryce Jarvis (4-1)	31-25	Bailey HR in final career at-bat at Russ Chandler Stadium; McCann 2 RBIs; Bart 2 BB
5/22	vs. Pittsburgh ^	L	2-1	2,275	Xzavion Curry (8-4)	Matt Pidich (6-2)	31-26	6.2 inn. scoreless from Curry; McCann doubles; English groundout RBI
5/25	vs. No. 5 North Carolina ^	L	9-0	3,499	Connor Thomas (7-4)	Gianluca Dalatra (1-2)	31-27	Scoreless 5.0 IP from English, 5 Ks; held to just four hits total, struck out 14 times

[ ] game in doubleheader
( ) extra inning game
* ACC games
# Children's Healthcare of Atlanta Spring Classic (SunTrust Park)
^ ACC Championship Tournament games (Durham, N.C.)

2018 OVERALL SEASON STATISTICS

RECORD: 31-27 HOME: 25-10 AWAY: 6-14 NEUTRAL: 0-3 ACC: 14-16

BATTING

Player	AVG	GP	GS	AB	R	H	2B	3B	HR	RBI	TB	SLG%	BB	HBP	SO	GDP	OB%	SF	SH	SB	ATT	PO	A	E	FLD%
Joey Bart	.359	57	57	220	55	79	12	0	16	38	139	.632	41	8	56	4	.471	3	0	3	3	429	42	4	.992
Chase Murray	.343	54	54	210	47	72	11	3	6	39	107	.510	27	1	39	3	.410	6	4	4	6	86	1	2	.978
Wade Bailey	.339	57	57	230	49	78	13	1	2	31	99	.430	29	4	23	4	.420	1	5	9	11	106	149	8	.970
Oscar Serratos	.311	38	31	119	22	37	4	1	3	14	52	.437	13	3	34	1	.393	0	0	7	9	29	48	12	.865
Kyle McCann	.300	54	49	190	48	57	10	1	15	45	114	.600	37	5	56	4	.423	2	0	1	1	314	15	6	.982
Luke Waddell	.283	42	31	120	20	34	8	1	1	10	47	.392	10	2	17	3	.348	0	1	1	3	18	66	9	.903
Colin Hall	.283	56	51	184	21	52	9	1	2	24	69	.375	20	2	37	3	.357	1	1	3	5	85	5	1	.989
Tristin English	.279	54	54	226	33	63	17	1	6	60	100	.442	8	8	50	8	.324	2	0	1	2	173	15	0	1.000
Austin Wilhite	.249	58	58	213	26	53	13	1	6	30	86	.404	23	3	58	6	.329	1	3	3	5	82	151	12	.951
Baron Radcliff	.180	38	16	89	8	16	3	0	4	12	31	.348	6	0	44	1	.229	1	0	0	0	37	1	2	.950
Nick Wilhite	.155	52	38	116	21	18	0	0	0	11	18	.155	18	2	39	1	.277	1	7	4	6	110	4	3	.974

Michael Guldberg	.368	28	10	38	12	14	2	0	2	9	22	.579	8	3	6	0	.510	0	1	1	1	26	1	1	.964
Carter Hall	.300	6	6	20	3	6	1	0	2	6	13	.650	1	0	6	0	.318	1	2	0	1	11	0	0	1.000
Kel Johnson	.263	14	10	38	7	10	0	0	2	8	16	.421	5	0	13	0	.349	0	0	0	0	1	0	0	1.000
Cameron Turley	.250	8	0	4	0	1	0	0	0	1	1	.250	1	0	2	0	.400	0	0	0	0	11	0	0	1.000
Jamie Taylor	.200	11	0	10	0	2	0	0	0	0	2	.200	0	0	4	0	.200	0	0	0	0	1	1	0	1.000
Cole Neuber	.200	11	0	5	2	1	0	0	0	0	1	.200	1	1	1	1	.429	0	0	0	0	4	0	0	1.000
Paxton Rigby	.000	5	0	5	0	0	0	0	0	0	0	.000	0	0	2	0	.000	0	0	0	0	4	0	0	1.000
Patrick Wiseman	.000	4	0	3	1	0	0	0	0	0	0	.000	0	0	2	0	.000	0	0	0	0	0	0	0	.000
Jonathan Hughes	.000	1	0	0	0	0	0	0	0	0	0	.000	0	0	0	0	.000	0	0	0	0	1	6	0	1.000
Totals	**.291**	**58**	**58**	**2040**	**375**	**593**	**103**	**10**	**67**	**338**	**917**	**.450**	**248**	**42**	**489**	**39**	**.376**	**19**	**24**	**37**	**53**	**1544**	**548**	**67**	**.969**
Opponents	**.273**	**58**	**58**	**2018**	**319**	**551**	**85**	**11**	**56**	**300**	**826**	**.409**	**179**	**65**	**505**	**36**	**.348**	**23**	**23**	**26**	**39**	**1519**	**535**	**64**	**.970**

LOB - Team (480), Opp (445). DPs turned - Team (46), Opp (50). CI - Team (0), Opp (1). IBB - Team (11), Bart, J 6, Murray, C 1, Hall, Co 1, Serratos, O 1, Wilhite, A 1, McCann, K 1, Opp (4). Picked off - Hall, Co 2, Murray, C 1, Wilhite, N 1, McCann, K 1, Wilhite, A 1, Serratos, O 1.

2018 OVERALL SEASON STATISTICS

RECORD: 31-27 HOME: 25-10 AWAY: 6-14 NEUTRAL: 0-3 ACC: 14-16

PITCHING

Player	ERA	W	L	APP	GS	CG	SHO	CBO	SV	IP	H	R	ER	BB	SO	2B	3B	HR	BF	B/Avg	WP	HBP	BK	SFA	SHA
Connor Thomas	3.34	7	4	16	15	3	0	1	1	97.0	90	42	36	10	106	16	3	5	373	.241	3	5	1	4	6
Andy Archer	3.64	4	0	26	0	0	0	3	3	47.0	43	22	19	17	41	7	0	3	178	.242	1	1	0	1	2
Tristin English	4.11	2	4	16	9	0	0	1	1	57.0	68	27	26	13	51	7	1	6	227	.300	3	5	1	4	1
Xzavion Curry	4.18	8	4	15	15	1	1	2	0	92.2	79	44	43	23	101	4	4	17	353	.224	2	7	1	1	1
Brant Hurter	6.04	5	4	14	11	0	0	1	0	53.2	62	36	36	23	56	12	0	3	215	.288	0	9	0	2	5

Jake Brace	0.00	0	0	2	0	0	0	0	0	1.1	0	0	0	0	3	0	0	0	3	.000	0	1	0	0	0
Cameron Turley	0.00	0	0	1	0	0	0	0	0	1.0	1	1	0	1	1	0	0	0	4	.250	0	0	0	0	0
Micah Carpenter	3.94	1	1	12	0	0	0	1	0	16.0	15	8	7	5	8	3	0	2	56	.268	1	2	0	1	3
Robert Winborne	4.50	0	0	19	0	0	0	0	0	16.0	18	10	8	6	12	4	0	2	62	.290	1	4	0	1	0
Jared Datoc	4.86	1	3	26	0	0	0	0	3	33.1	45	21	18	9	29	12	0	4	133	.338	3	1	0	2	3
Jonathan Hughes	5.94	0	3	13	1	0	0	0	1	16.2	21	16	11	17	11	2	1	2	68	.309	5	5	0	0	1
Keyton Gibson	5.94	2	1	12	1	0	0	0	0	16.2	16	14	11	12	12	3	0	1	63	.254	4	5	0	1	0
Bailey Combs	6.10	0	0	11	0	0	0	1	0	10.1	9	7	7	7	10	2	0	1	36	.250	1	5	0	2	0
Oscar Serratos	8.10	0	0	5	0	0	0	1	0	3.1	5	8	3	2	3	1	0	0	16	.313	0	1	0	1	0
Joseph Mannelly	9.45	0	0	10	0	0	0	1	0	6.2	3	7	7	6	5	0	0	2	23	.130	2	0	0	0	0
Hugh Chapman	9.60	0	1	12	3	0	0	1	0	15.0	24	17	16	12	14	5	1	1	66	.364	1	4	0	2	1
Jake Lee	9.68	0	0	14	2	0	0	0	0	17.2	31	22	19	5	28	4	0	5	84	.369	3	4	0	0	0
Will Shirah	9.95	0	1	4	1	0	0	0	0	6.1	8	8	7	9	10	2	0	1	26	.308	1	2	0	1	0
Ben Schniederjans	11.57	1	1	7	0	0	0	0	0	7.0	13	9	9	2	4	1	1	1	32	.406	3	4	0	0	0
Totals	**4.95**	**31**	**27**	**58**	**58**	**4**	**5**	**4**	**9**	**514.2**	**551**	**319**	**283**	**179**	**505**	**85**	**11**	**56**	**2018**	**.273**	**34**	**65**	**3**	**23**	**23**
Opponents	**5.71**	**27**	**31**	**58**	**58**	**1**	**2**	**2**	**11**	**506.1**	**593**	**375**	**321**	**248**	**489**	**103**	**10**	**67**	**2040**	**.291**	**71**	**42**	**7**	**19**	**24**

PB - Team (8), McCann, K 4, Bart, J 2, Turley, C 2, Opp (14). Pickoffs - Team (6), Bart, J 3, Hughes, J 1, Curry, X 1, Winborne, R 1, Opp (7).

SBA/ATT - Bart, J (21-33), Hurter, B (6-7), Archer, A (4-7), Lee, J (5-5), McCann, K (5-5), Gibson, K (3-4), Datoc, J (3-4), Curry, X (2-4), English, T (2-3), Schniederjan (0-1), Winborne, R (0-1), Thomas, C (1-1), Carpenter, M (0-1), Hughes, J (0-1).

2018 SEASON LEADERS

BATTING LEADERS

BATTING AVERAGE
1. Joey Bart .359
2. Chase Murray .343
3. Wade Bailey .339
4. Oscar Serratos .311
5. Kyle McCann .300

HITS
1. Joey Bart 79
2. Wade Bailey 78
3. Chase Murray 72
4. Tristin English 63
5. Kyle McCann 57

DOUBLES
1. Tristin English 17
2. Austin Wilhite 13
3. Wade Bailey 13
4. Joey Bart 12
5. Chase Murray 11

TRIPLES
1. Chase Murray 3
2. 7 tied at 1

HOME RUNS
1. Joey Bart 16
2. Kyle McCann 15
3. Chase Murray 6
4. Austin Wilhite 6
5. Tristin English 6

RUNS SCORED
1. Joey Bart 55
2. Wade Bailey 49
3. Kyle McCann 48
4. Chase Murray 47
5. Tristin English 33

RUNS BATTED IN
1. Tristin English 60
2. Kyle McCann 45
3. Chase Murray 39
4. Joey Bart 38
5. Wade Bailey 31

SLUGGING PERCENTAGE
1. Joey Bart .632
2. Kyle McCann .600
3. Chase Murray .510
4. Tristin English .442
5. Oscar Serratos .437

ON BASE PERCENTAGE
1. Joey Bart .471
2. Kyle McCann .423
3. Wade Bailey .420
4. Chase Murray .410
5. Oscar Serratos .393

TOTAL BASES
1. Joey Bart 139
2. Kyle McCann 114
3. Chase Murray 107
4. Tristin English 100
5. Wade Bailey 99

WALKS
1. Joey Bart 41
2. Kyle McCann 37
3. Wade Bailey 29
4. Chase Murray 27
5. Austin Wilhite 23

HIT BY PITCH
1. Tristin English 8
2. Joey Bart 8
3. Kyle McCann 5
4. Wade Bailey 4
5. 3 tied at 3

SAC BUNTS
1. Nick Wilhite 7
2. Wade Bailey 5
3. Chase Murray 4
4. Austin Wilhite 3
5. Carter Hall 2

SAC FLIES
1. Chase Murray 6
2. Joey Bart 3
3. Kyle McCann 2
4. Tristin English 2
5. 6 tied at 1

TOTAL PLATE APPEARANCES
1. Joey Bart 272
2. Wade Bailey 269
3. Chase Murray 249
4. Tristin English 244
5. Austin Wilhite 243

AT BATS
1. Wade Bailey 230
2. Tristin English 226
3. Joey Bart 220
4. Austin Wilhite 213
5. Chase Murray 210

STOLEN BASES
1. Wade Bailey 9
2. Oscar Serratos 7
3. Nick Wilhite 4
4. Chase Murray 4
5. 3 tied at 3

GAMES PLAYED
1. Austin Wilhite 58
2. Joey Bart 57
3. Wade Bailey 57
4. Colin Hall 56
5. 3 tied at 54

GAME STARTS
1. Austin Wilhite 58
2. Wade Bailey 57
   Joey Bart 57
4. Chase Murray 54
5. Tristin English 54

Hitting minimums - 1 Games (1.5 AB/Game)
Pitching minimums - 1 Games (0.8 IP/Game)

FIELDING LEADERS

FIELDING PERCENTAGE
1. Tristin English 1.000
   Cameron Turley 1.000
   Carter Hall 1.000
   Jonathan Hughes 1.000
   Cole Neuber 1.000

CAUGHT STEALING BY
1. Joey Bart 12
2. Andy Archer 3
3. Xzavion Curry 2
4. 8 tied at 1

PITCHING LEADERS

WINS
1. Xzavion Curry 8
2. Connor Thomas 7
3. Brant Hurter 5
4. Andy Archer 4
5. 2 tied at 2

LOSSES
1. Tristin English 4
2. Connor Thomas 4
3. Brant Hurter 4
4. Xzavion Curry 4
5. 2 tied at 3

SAVES
1. Andy Archer 3
2. Jared Datoc 3
3. Tristin English 1
4. Connor Thomas 1
5. Jonathan Hughes 1

EARNED RUN AVERAGE
1. Connor Thomas 3.34
2. Andy Archer 3.64
3. Tristin English 4.11
4. Xzavion Curry 4.18
5. Brant Hurter 6.04

INNINGS PITCHED
1. Connor Thomas 97.0
2. Xzavion Curry 92.2
3. Tristin English 57.0
4. Brant Hurter 53.2
5. Andy Archer 47.0

BATTERS STRUCK OUT
1. Connor Thomas 106
2. Xzavion Curry 101
3. Brant Hurter 56
4. Tristin English 51
5. Andy Archer 41

WALKS ALLOWED
1. Connor Thomas 10
2. Tristin English 13
3. Andy Archer 17
4. Brant Hurter 23
5. Xzavion Curry 23

OPPOSING BATTING AVERAGE
1. Xzavion Curry .224
2. Connor Thomas .241
3. Andy Archer .242
4. Brant Hurter .288
5. Tristin English .300

GAMES STARTED
1. Xzavion Curry 15
2. Connor Thomas 15
3. Brant Hurter 11
4. Tristin English 9
5. Hugh Chapman 3

GAMES IN RELIEF
1. Jared Datoc 26
2. Andy Archer 26
3. Robert Winborne 19
4. 3 tied at 12

GT
TPX

ACC HISTORY/RESULTS

REGULAR SEASON SERIES RESULTS

Year	BC	CU	DU	FSU	UL	MD	MIA	UNC	NCST	ND	PITT	UVA	VT	WAKE	Total	Overall	Division
1980	xx	1-1	0-2	xx	xx	0-2	xx	0-2	2-0	xx	xx	0-2	xx	0-1	3-10	7th	-
1981	xx	0-2	0-2	xx	xx	0-2	xx	0-2	0-2	xx	xx	0-2	xx	1-1	1-13	8th	-
1982	xx	0-2	1-1	xx	xx	2-0	xx	0-2	1-1	xx	xx	2-0	xx	0-2	6-8	5th	-
1983	xx	1-1	1-1	xx	xx	0-2	xx	1-1	1-1	xx	xx	1-1	xx	1-1	6-8	5th	-
1984	xx	0-2	-	xx	xx	1-1	xx	0-2	1-1	xx	xx	1-1	xx	2-0	5-7	5th	-
1985	xx	1-1	1-1	xx	xx	1-1	xx	0-2	1-1	xx	xx	1-1	xx	1-0-1	6-7-1	5th	-
1986	xx	1-1	2-0	xx	xx	2-0	xx	1-1	1-1	xx	xx	2-0	xx	1-1	10-4	2nd	-
1987	xx	3-0	2-1	xx	xx	3-0	xx	3-0	2-1	xx	xx	1-2	xx	3-0	17-4	1st	-
1988	xx	0-3	2-1	xx	xx	1-1	xx	3-0	1-2	xx	xx	2-1	xx	3-0	12-8	3rd	-
1989	xx	1-2	2-0	xx	xx	3-0	xx	1-2	1-2	xx	xx	3-0	xx	2-0	13-6	3rd	-
1990	xx	1-2	3-0	xx	xx	-	xx	2-1	0-3	xx	xx	3-0	xx	0-3	9-9	T-4th	-
1991	xx	1-2	1-2	xx	xx	3-0	xx	1-2	2-1	xx	xx	2-1	xx	2-0	12-8	2nd	-
1992	xx	2-1	2-1	1-2	xx	1-1	xx	3-0	0-3	xx	xx	3-0	xx	2-1	14-9	4th	-
1993	xx	3-0	3-0	1-2	xx	0-1	xx	2-1	2-1	xx	xx	2-1	xx	3-0	16-6	1st	-
1994	xx	1-2	3-0	2-1	xx	2-1	xx	2-1	2-1	xx	xx	3-0	xx	1-2	16-8	T-2nd	-
1995	xx	0-3	3-0	2-1	xx	3-0	xx	1-2	3-0	xx	xx	1-2	xx	3-0	16-8	3rd	-
1996	xx	1-2	2-1	1-2	xx	3-0	xx	0-3	2-1	xx	xx	3-0	xx	1-2	13-11	T3rd	-
1997	xx	1-1	3-0	1-2	xx	3-0	xx	3-0	3-0	xx	xx	2-1	xx	3-0	19-4	1st	-
1998	xx	3-0	3-0	0-3	xx	2-1	xx	1-2	1-2	xx	xx	2-0	xx	2-1	14-9	T-2nd	-
1999	xx	0-3	2-1	1-2	xx	3-0	xx	2-1	2-1	xx	xx	1-2	xx	1-2	12-12	5th	-
2000	xx	2-1	1-2	1-2	xx	3-0	xx	3-0	3-0	xx	xx	3-0	xx	2-1	18-6	1st	-
2001	xx	1-2	2-1	2-1	xx	3-0	xx	1-2	1-2	xx	xx	2-1	xx	1-2	13-11	4th	-
2002	xx	2-1	3-0	0-3	xx	2-1	xx	2-1	3-0	xx	xx	2-1	xx	0-2	14-9	5th	-
2003	xx	0-3	3-0	1-2	xx	3-0	xx	2-1	2-1	xx	xx	3-0	xx	3-0	17-7	2nd	-
2004	xx	3-0	3-0	3-0	xx	3-0	xx	2-1	2-0	xx	xx	0-3	xx	2-1	18-5	1st	-
2005	xx	2-1	3-0	3-0	xx	2-1	2-1	1-2	3-0	xx	xx	0-3	3-0	3-0	22-8	1st	-
2006	1-2	2-1	3-0	3-0	xx	1-2	2-1	2-1	1-2	xx	xx	2-1	2-1	-	19-11	4th	3rd
2007	2-1	1-2	2-1	0-3	xx	3-0	1-2	1-2	3-0	xx	xx	1-1	1-2	-	15-14	7th	4th
2008	3-0	2-1	2-1	0-3	xx	1-2	0-3	1-2	-	xx	xx	2-1	3-0	2-1	16-14	5th	3rd
2009	1-0	1-2	1-2	2-1	xx	3-0	2-1	1-2	-	xx	xx	1-1-1	2-1	3-0	17-10-1	4th	2nd
2010	2-1	3-0	3-0	-	xx	2-1	2-1	3-0	1-2	xx	xx	1-2	1-2	3-0	21-9	2nd	2nd
2011	3-0	1-2	2-1	-	xx	3-0	3-0	2-1	3-0	xx	xx	1-2	2-1	2-1	22-8	T-1st	T-1st
2012	1-2	1-2	2-1	0-3	xx	-	1-2	2-1	1-2	xx	xx	1-2	2-1	1-2	12-18	8th	4th
2013	3-0	1-2	1-2	1-2	xx	-	1-2	2-1	0-3	xx	xx	2-1	2-1	2-1	15-15	7th	4th
2014	-	-	3-0	2-1	xx	1-2	2-1	2-1	1-2	-	0-3	0-3	2-1	1-2	14-16	9th	5th
2015	0-3	2-1	2-1	-	0-3	xx	0-3	1-2	-	2-1	2-1	2-1	2-1	-	13-17	10th	5th
2016	1-2	2-1	1-2	0-3	-	xx	1-2	2-1	1-2	-	1-1	1-2	3-0	-	13-16	9th	4th
2017	-	1-2	1-2	-	0-3	xx	1-2	1-2	-	0-3	3-0	1-2	2-1	1-2	11-19	10th	5th
2018	-	0-3	2-1	2-1	-	-	3-0	0-3	1-2	-	1-2	1-2	2-1	2-1	14-16	8th	4th
	17-11	**48-58**	**76-31**	**29-40**	**0-6**	**63-22**	**21-21**	**57-53**	**54-43**	**2-4**	**7-7**	**61-46-1**	**29-13**	**60-33-1**	**524-388-2**		

xx - not a member of the Atlantic Coast Conference; Regular-season series only. Tournament games not included.

ALL-TIME SERIES RECORDS VERSUS ALL ACC TEAMS

Opponent	Overall	In ACC*	At Russ Chandler Stadium	ACC Tournament	Under Danny Hall	First Meeting	Last Meeting
Boston College	18-12	18-12	10-3	1-1	18-12	2006	2016
Clemson	109-114-3	59-76	74-44-2	11-16	39-48	1902	2018
Duke	94-38	84-34	52-17	8-3	62-43	1903	2018
Florida State	47-75	39-47	21-28	9-7	37-42	1959	2018
Louisville	1-8	0-6	0-3	0-0	1-6	1976	2017
Maryland ^	*73-26*	*68-24*	*43-6*	*5-2*	*48-11*	*1921*	*2014*
Miami	39-60-2	25-25	20-23	4-4	30-38	1958	2018
North Carolina	76-66	67-58	37-31	10-5	44-36	1901	2018
NC State	74-58	67-55	37-16	13-12	44-40	1921	2018
Notre Dame	8-8	2-4	8-5	0-0	5-4	1924	2017
Pittsburgh	7-8	7-8	5-1	0-1	7-8	2014	2018
Virginia	74-57-2	68-51-1	39-18-2	7-5	41-48-1	1924	2018
Virginia Tech	33-17	29-15	21-9	0-2	32-15	1980	2018
Wake Forest	75-44-1	70-38-1	45-17	10-5	44-26	1898	2018
Totals	**728-589-8**	**603-451-2**	**412-221**	**78-63**	**452-375-1**		

**Record as a member of the ACC vs. members of the ACC (includes all games since 1980)*
NOTE: Georgia Tech became eligible for ACC Championship in 1980; Florida State (1992); Miami and Virginia Tech (2005); Boston College (2006); Pittsburgh and Notre Dame (2014); Louisville (2015).
^ Maryland left the league following the 2014 season

ACC TOURNAMENT BOX SCORES

GEORGIA TECH'S ALL-TIME ACC TOURNAMENT RECORD: 78-61 (.561)

Preliminary Rounds/Pool Play: 69-58 (.543); 38 appearances
Championship Game: 9-3 (.750); 12 appearances
Tournament Titles: 1985, 1986, 1987, 1988, 2000, 2003, 2005, 2012, 2014

1980

Raleigh, N.C.
Doak Field
(Single-elimination)

Georgia Tech. 2 9 1
Maryland 9 13 1
Jim Thorsten, Mike Gentry (5) and Danny Watkins; Pete Sinopoli and Steve Jordan. HR-Gary Newsom (GT), John Brisee (M). W-Sinopoli. L-Thorsten.
First-round game played at Shipley Field, College Park, Md.

1981

Chapel Hill, N.C.
Boshamer Stadium

Georgia Tech. 6 14 3
Clemson. 7 11 3
10 innings
Richard O'Brien, Jim Thorsten (7), Alan Walker (8), Chuck Moore (10) and Greg Woodward; Jeff Gilbert, Greg Guin (7) and Coe Brier, David Lemaster (8). W-Guin. L-Walker. HR-Guin (C).

Virginia. 2 7 1
Georgia Tech. 5 9 4
Doug Erbaugh, Ken Smither (1), Jeremy Peizer (8) and Mel Barbee; Stu Rogers and Greg Woodward. W-Rogers. L-Smither. HR-Rick Lockwood (GT), Tommy Thompson (GT), Danny Watkins (GT).

Georgia Tech. 6 9 6
N.C. State. 9 13 3
Jim Thorsten, Mike Gentry (2), Eric Perry (4), Chuck Moore (4), Alan Walker (6), and Greg Woodward; Mike Pesavento, Jim Rivera (5), and Pat Sheehy. W-Rivera. L-Walker. HR-David Trapani (GT), Chuckie Canady (NCS).

1982

Chapel Hill, N.C.
Boshamer Stadium

Georgia Tech. 5 6 1
N.C. State. 1 2 1
Stu Rogers and Greg Woodward; Joe Plesac, Jim Rivera (5) and Jim Toman. W-Rogers. L-Plesac. HR-Rick Lockwood (GT), Tracy Black (NCS).

Clemson. 16 16 0
Georgia Tech. 2 4 4
Jimmy Key, Bill Wolff (9) and Coe Brier, Steve Van Dyke (5); Alan Walker, Richard O'Brien (8), Brad Stuart (8), Jeff Waller (9), Joe Todd (9), Mike Stanford (9) and Greg Woodward. W-Key. L-Walker. HR-Craig Roberson (C).

Georgia Tech. 6 9 3
Wake Forest 8 9 2
John Jett, Richard O'Brien (7) and Greg Woodward; Scott Harrison, Frank Warner (8) and David Couch. W-Harrison. L-Jett. SV-Warner. HR-Bill Ruffner (WF) 2, Brian Greif (WF), Bill Merrifield (WF).

1983

Chapel Hill, N.C.
Boshamer Stadium

Georgia Tech. 7 3 3
N.C. State. 10 14 2
Stu Rogers, George Shirilla (8) and Greg Woodward; Dan Plesac, David Hall (9) and Jim Toman. W-Plesac. L-Rogers. HR-Toman (NCS).

Virginia. 8 17 1
Georgia Tech. 1 8 7
John Kampschror and Jack Murray; Jeff Distasio, Keith Fleming (7) and Greg Woodward. W-Kampschror. L-Distasio. HR-Kevin Clarke (V).

1984

RUNNER-UP
Durham, N.C.
Durham Athletic Park

Georgia Tech. 0 3 3
Maryland 4 10 3
Stu Rogers and Jeff Mons; Mike Romanovsky and Tom Weider. W-Romanovsky. L-Rogers.

Wake Forest 3 10 1
Georgia Tech. 4 12 2
12 innings
Jeff Mnick, Leo Leitner (9) and David Couch; Rob Beistline, Keith Fleming (10) and Jeff Mons. W-Fleming. L-Leitner. HR-Mike Wilcox (WF), Kyle Caddell (WF).

Georgia Tech. 8 17 1
Duke 4 6 1
10 innings
John Horn, Keith Fleming (8), Mike Stanford (9) and Jeff Mons; Andrew Penrod, Mark Sikorski (8), Dave Coughenour (10) and Tom Decker. W-Stanford. L-Sikorski. HR-Chuck Maisano (GT), Ron Bianco (D).
N.C. State. 3 9 0
Georgia Tech. 5 6 1
Mike Pesavento and Doug Davis; Stu Rogers and Jeff Mons. W-Rogers. L-Pesavento. HR-Tracy Black (NCS), Scott Jordan (GT).

Championship Game

North Carolina. 9 12 0
Georgia Tech. 4 11 7
Doug Torborg, Bob Mulligan (6), Gordon Douglas (7) and Matt Merullo; Kevin Brown, George Shirilla (4), Mike Stanford (9), Keith Fleming (9) and Jeff Mons. W-Torborg. L-Brown. SV-Douglas. HR-Devy Bell (NC), Scott Johnson (NC), Glenn Liacouras (NC), B.J. Surhoff (NC), Steve Newbern (GT), Scott Jordan (GT).

1985

*****CHAMPIONS*****
Atlanta, Ga.
Russ Chandler Stadium

Georgia Tech. 23 27 1
N.C. State. 11 22 4
Kevin Brown, Rob Beistline (6), Roger Roddy (9) and Jeff Mons, Pete Stephens (8); Paul Grossman, Mike Schopp (2), Greg Solomon (3), Joe Maciejewski (3), Mark Sigmon (7), Brian Wagoner (9) and Jim McNamara. W-Brown. L-Grossman. HR-Scott Jordan (GT) 2, Pete Geist (GT), Andrew Fava (NCS), Mick Billmeyer (NCS), Turtle Zaun (NCS).

Georgia Tech. 15 14 1
Wake Forest 11 17 2
Keith Fleming, Rob Beistline (7) and Jeff Mons; Jeff Mnick, Mike Featherstone(4), Keith Ksansnak (8) and Emmett Walsh. W-Fleming. L-Mnick. HR-Scott Jordan (GT), Nick Chmil (WF).

Clemson. 9 12 6
Georgia Tech. 12 11 2
John Pawlowski, John Burnett (7), Steve Currier (8), Jeff Fisher (8), Bill Steele (8) and Bert Heffernan; Roger Kinard, Roger Roddy (6), George Shirilla(6), John Stewart (9) and Jeff Mons, Pete Stephens (7). W-Shirilla. L-Fisher. HR-Heffernan (C).

Georgia Tech. 8 11 0
Maryland 2 8 2
John Horn and Jeff Mons; Erik Weisskopf, Thom Tryon (6) and Charlie Laird. W-Horn. L-Weisskopf. HR-Jamie Sims (GT), Mons (GT), Rick Wilson (M).

Championship Game

Clemson. 5 11 0
Georgia Tech. 7 13 1
Oliver Whitaker, Jeff Fisher (8) and Bert Heffernan; Kevin Brown and Jeff Mons, Pete Stephens (9). W-Brown. L-Whitaker. HR-Scott Dillon (C), K.G. White (GT).

1986

*****CHAMPIONS*****
Durham, N.C.
Durham Athletic Park

Maryland 5 8 2
Georgia Tech. 7 8 4
Bruce Ford, Rich Smith (9) and Preston Warner; Jeff Distasio, Roger Roddy (4), Jim Poole (4), Keith Fleming (6) and Jeff Mons. HR-Distasio (GT). W-Fleming. L-Ford.

Clemson. 5 11 3
Georgia Tech. 16 17 3
Oliver Whitaker, Scott Welch (3), John Burnette (6) and Bert Heffernan, Joey Rowland (7); Kevin Brown, Jim Poole (7), John Stewart (9) and Jeff Mons. W-Brown. L-Whitaker. HR-Steve Baucom (C) 2, Mike Fowler (GT), Jeff Distasio (GT) 2, Pat McGuire (GT).

Georgia Tech. 7 11 1
N.C. State. 3 2 2
Roger Kinard, Jim Poole (7), Keith Fleming (8) and Jeff Mons; Jeff Hartsock and Jim McNamara. W-Kinard. L-Hartsock. SV-Fleming. HR-Riccardo Ingram (GT), Frank Bolick (GT).

Georgia Tech. 9 9 3
North Carolina. 7 11 2
Todd Shiver, Jim Poole (8) and Jeff Mons; Doug Torborg, Todd Kopczynski (4), Tim Kirk (4) and Matt Merullo. W-Shiver. L-Kopczynski. SV-Poole. HR-Ty Griffin (GT), Jeff Distasio (GT), Mike Fowler (GT), Frank Bolick (GT), Howard Freiling (NC), Matt Merullo (NC).

Championship Game

N.C. State. 6 8 3
Georgia Tech. 9 11 1
Brad Rhodes, Eddie McClendon (1), Larry Price (5) and Jim McNamara; Scott Erwin, John Stewart (3), Keith Fleming (7) and Jeff Mons. W-Stewart. L-Price. SV-Fleming. HR-Bill Klenoshek (NCS), Andrew Fava (NCS), K.G. White (GT), Jeff Distasio (GT), Riccardo Ingram (GT).

1987

*****CHAMPIONS*****
Greenville, S.C.
Municipal Stadium

Duke 1 4 3
Georgia Tech. 3 9 1
Don Fowler and Rich Beviglia; Todd Shiver and Brian Fleury. W-Shiver. L-D. Fowler. HR-Mike Fowler (GT).

Georgia Tech. 4 11 0
N.C. State. 5 10 1
Roger Kinard, John Davis (9) and Brian Fleury, David Ivester (6); Preston Woods, Mark Wendel (3), Larry Price (9) and Bobby Russell. W-Price. L-Kinard. HR-Turtle Zaun (NCS).

Georgia Tech. 5 8 1
Wake Forest 3 6 4
Sam Drake, Jim Poole (9) and David Ivester; Craig Gourlay and Anthony Maisano. W-Drake. L-Gourlay. HR-Carl Sitler (GT).

Clemson. 1 11 1
Georgia Tech. 7 8 1
Bill Steele, Doug Marchal (5), Mike Huggins (6), Scott Welch (7) and Bert Heffernan; Todd Shiver, Jim Poole (8) and David Ivester. W-Shiver. L-Steele. HR-Carl Sitler (GT).

Championship Game

N.C. State. 0 5 2
Georgia Tech. 6 9 0
Brad Rhodes, Eddie McClendon (4), Mark Wendel (6) and Bill Klenoshek; Roger Kinard and David Ivester. W-Kinard. L-Rhodes.

ACC TOURNAMENT BOX SCORES

1988

CHAMPIONS

Greenville, S.C. Municipal Stadium

Wake Forest 3 6 2
Georgia Tech. 4 8 1
Buddy Jenkins, Frank Humber (8) and Greg Cox; Scott Erwin, Jim Poole (8) and David Ivester. W-Poole. L-Jenkins. HR-Sean Gallaher (WF).

Georgia Tech. 8 13 1
N.C. State 5 6 4
John Davis, Joe Wise (5), Jim Poole (9) and David Ivester; Brad Rhodes, Don Clawson (3), Larry Price (6) and Bill Klenoshek. W-Wise. L-Rhodes. HR-Marty Durkin (GT), Ty Griffin (GT), Bryn Kosco (NCS).

Georgia Tech. 3 7 2
North Carolina 5 9 2
Sam Drake, Jon George (5) and David Ivester; Jim Dougherty, Rich Fernandez (9) and Jesse Levis. W-Dougherty. L-Drake. SV-Fernandez.

Virginia. 4 9 4
Georgia Tech. 5 11 1
Doug Johns, Mike Brennan (5), Todd Vick (6), Mark McMillan (7) and Mike Marrale; Doug Creek, Joe Wise (7), Jim Poole and David Ivester (9). W-Creek. L-Johns. SV-Poole. HR-Chris Kughn (V).

Championship Game
North Carolina 2 6 1
Georgia Tech. 6 12 2
Michael Hoog, Scott Lodgek (4), Kreg Gresham (4), Dave Arendas (7) and Jesse Levis; Scott Erwin, Jim Poole (9) and David Ivester. W-Erwin. L-Hoog. SV-Poole. HR-Ty Griffin (GT), Billy Parham (GT).

1989

Greenville, S.C. Municipal Stadium

Virginia. 0 4 1
Georgia Tech. 3 5 2
David Sammons and John McCrory; Scott Erwin and Jon Anderson. W-Erwin. L-Sammons.

Clemson. 9 8 2
Georgia Tech. 3 5 4
Brian Faw, Jerome Santivasci (2), Tim Peele (8) and Mike Couture; Doug Creek, Mike Hostetler (8), Kevin Hilton (8) and Jon Anderson. W-Santivasci. L-Creek. HR-Joe DeBerry (C), Henry Threadgill (C).

Georgia Tech. 3 8 0
Wake Forest 5 10 2
Sam Drake, John Davis (3) and Jon Anderson; Chan Crane, Frank Humber (4) and Greg Cox. W-Humber. L-Drake.

1990

Greenville, S.C. Municipal Stadium

Georgia Tech. 3 9 1
Wake Forest 1 6 0
Mike Hostetler and Paul Mears; Mike Buddie, Paul Reinisch (8) and Ross Restuccio. W-Hostetler. L-Buddie. HR-Ron Raper (GT).

North Carolina 9 13 1
Georgia Tech. 4 7 3
Michael Hoog, Paul Shuey (6) and Rich Griffith; Doug Creek, Joe Wise (8) and Paul Mears. W-Shuey. L-Creek.

Georgia Tech. 6 9 3
N.C. State 10 11 0
John Davis, Brett Colson (5), Mark Pisciotta (8) and Paul Mears; Michael Butler, Jimmy Holland (3), Brian Bark (8) and J.J. Picollo. W-Holland. L-Davis. SV-Bark. HR-Anthony Maisano (GT).

1991

RUNNER-UP

Greenville, S.C. Municipal Stadium

Duke 7 12 1
Georgia Tech. 9 13 1
John Courtright, Mike Kotarski (8) and David Williams; Doug Creek, Brent Colson (9) and Jason Varitek. W-Creek. L-Courtright. SV-Colson. HR-Ryan Jackson (D), David Norman (D), Michael Wolff (GT), Andy Bruce (GT).

Georgia Tech. 9 13 1
Virginia. 3 6 7
Mark Pisciotta and Jason Varitek, Paul Mears (9); Todd Fiegel, Frank Lankford (5), Dave Devane (8) and Kevin O'Sullivan, Marc Taglieri (9). W-Pisciotta. L-Fiegel.

Georgia Tech. 5 9 2
Clemson. 6 14 0
Brent Colson, Billy Harris (7) and Jason Varitek; Paxton Briley, Chet Kendall (6), Scott Miller (7), Mike Holtz (7), Eric Bradford (8), Tim Peele (8) and Jim Anderson. HR-Michael Spiers (C). W-Peele. L-Harris.

N.C. State 3 9 0
Georgia Tech. 4 11 1
Jeff Pierce, Steve Shingledecker (9), Jason Smith (9) and Jimmy Holland; Doug Creek, Brett Binkley (6), Chris Myers (9) and Jason Varitek. W-Myers. L-Shingledecker. HR-Pierce (NCS), Michael Wolff (GT).

1991 Championship Game
Clemson. 24 22 4
Georgia Tech. 8 8 4
Jason Angel, Mike Holtz (8), John Pawlowski (9) and Mike Lockhart; Chris Myers, Billy Harris (4), Kevin Hilton (5), Mike Reynolds (5), Doug Kenney (8) and Jason Varitek, Paul Mears (4). W-Angel. L-Myers. HR-Jim Crowley (C), Eric Macrina (C), Joe DeBerry (C), Michael Wolff (GT).

1992

Greenville, S.C. Municipal Stadium

North Carolina 4 11 1
Georgia Tech. 5 13 1
Brian Willman and Donnie Leshnock. Brent Colson, Brett Binkley (8) and Jason Varitek. W-Colson. L-Willman. SV-Binkley.

Georgia Tech. 4 10 1
N.C. State 7 6 0
Brad Rigby, Michael Jerzembeck (4), Mike Martin (7) and Jason Varitek. Terry Harvey, Jamie Wolkosky (9), Mark Bogle (9) and Greg Almond. W-Harvey. L-Rigby. HR-Paul Borawski (NCS), Vinny Hughes (NCS) 2, Michael Smith (GT).

Duke 3 9 3
Georgia Tech. 7 10 1
Jack Zarinsky, Mike Kotarski (3), Tony Runion (8), Phil Harrell (9) and Matt Harrell. David Albert, Brett Binkley (9) and Jason Varitek. W-Albert. L-Zarinsky. SV-Binkley. HR-Matt Harrell (D).

Georgia Tech. 4 11 1
Clemson. 5 9 3
Al Gogolin, Brett Binkley (6), Chris Myers (8) and Jason Varitek. Andy Taulbee (C), Eric Bradford (7), Aaron Jersild (8) and Andy Monin. W-Jersild. L-Binkley.

1993

Greenville, S.C. Municipal Stadium

Maryland 0 4 2
Georgia Tech. 6 10 0
Steve Paasch and Fella Dolby. Brad Rigby, Chris Myers (7) and Jason Varitek. W-Rigby. L-Paasch. HR-David Newhan (GT).

Georgia Tech. 8 12 3
Clemson. 9 11 1
David Albert, Mike Martin (4), Chris Myers (8) and Jason Varitek. Jeff Keppen, Andy Taulbee (7), Scott Winchester (9) and Chris Carter. W-Keppen. L-Albert. SV-Winchester. HR-Scott McIntyre (GT), Chris Carter (C), Jeff Miller (C), Shane Monahan (C), Jason Varitek (GT).

Georgia Tech. 2 8 1
Florida State 5 8 2
Al Gogolin, Brett Binkley (8) and Jason Varitek. John Wasdin, John Nedeau (9) and Mike Martin. W-Wasdin. L-Gogolin. SV-Nedeau. HR-Mike Schmitz (FSU).

1994

Greenville, S.C. Municipal Stadium

North Carolina 4 11 2
Georgia Tech. 7 10 0
Sean Murphy, Thad Chrismon (8) and Manny DaSilva. Brad Rigby and Jason Varitek. W-Rigby. L-Murphy. HR-DaSilva (NC).

Georgia Tech. 6 11 0
Wake Forest 0 8 1
Al Gogolin and Jason Varitek. Bobby Rodgers, Todd Jenkins (9), Bobby Wood (9) and Kyle Wagner. W-Gogolin. L-Rodgers.

Clemson. 9 11 2
Georgia Tech. 6 10 0
Kris Benson, Ken Vining (2) and Mike Eydenberg. Shane McGill, Chris Myers (5) and Jason Varitek. W-Vining. L-McGill. HR-Brandon Hensley (GT), Andy Monin (C).

Georgia Tech. 3 9 2
N.C. State 11 16 0
Tucker Barr, Geoff Duncan (5), Matt Saier (8) and Jason Varitek. Corey Lee, Pork Wallech (8) and Robby Lasater. W-Lee. L-Barr. HR-Pat Clougherty (NCS), Nomar Garciaparra (GT), Larry Edens (NCS), Tom Sergio (NCS).

1995

Greenville, S.C. Municipal Stadium

N.C. State 9 7 1
Georgia Tech. 5 13 3
12 innings
Terry Harvey, Mike Cronemeyer (11) and Rob Lasater. Kris Wilson, Matt Saier (8) and Tucker Barr. W-Cronemeyer. L-Saier. HR-Tony Ellison (NCS) 3, Ryan Ritter (GT).

Georgia Tech. 3 9 2
Virginia. 2 4 1
David Elder, Tucker Barr (9) and Tucker Barr, Brandon Hensley (9). Seth Greisinger and Justin Counts. W-Elder. L-Greisinger. S-Barr.

North Carolina 12 14 3
Georgia Tech. 9 7 3
Jim Wallace, Ethan Stein (4), Thad Chrismon (8) and Josh Rowell. Rich Thieme, Matt Saier (7), Jase Wrigley (9) and Tucker Barr. W-Stein. L-Thieme. S-Chrismon. HR-Antawan Smith (NC), Tyrone Brown (NC), Tucker Barr (GT).

1996

Durham, N.C. Durham Bulls Athletic Park

North Carolina 9 10 2
Georgia Tech. 13 12 2
Jim Wallace, Michael Horney (5), A.Y. Yoder (6), Corey Richardson (8) and Josh Rowell. David Elder, L.J. Yankosky (9) and Tucker Barr. W-Elder. L-Richardson. HR-Richie Grimsley (NC), Jarrett Shearin (NC), Tucker Barr (GT) 2, Scott Byers (GT), Mark Fischer (GT), Adam Leggett (GT).

Georgia Tech. 1 6 4
Clemson. 6 9 2
Jase Wrigley, Scott Prather (6), Kris Wilson (7), Rich Thieme (8), Geoff Duncan (8) and Tucker Barr. Billy Koch, Brian Matz (7) and Will Duffie. W-Koch. L-Wrigley. S-Matz.
Game played at Boshamer Stadium in Chapel Hill, N.C.

N.C. State 1 3 1
Georgia Tech. 6 7 0
Mike Rambusch, Brian Fields (7), Dustin Baker (7) and Marty Bourgon. Chuck Crowder and Tucker Barr. W-Crowder. L-Rambusch. HR-Marty Bourgon (NCS).

Georgia Tech. 4 7 2
Virginia. 8 11 3
Shane McGill, Carlos Cason (6), Rich Thieme (7), Geoff Duncan (7) and Tucker Barr. Craig Zaikov, Andrew Lee (8) and Justin Counts. W-Zaikov. L-McGill. HR-Mark Fischer (GT), Pat Bransford (V) 2, Symmion Willis (V).

1997

St. Petersburg, Fla. Al Lang Stadium

North Carolina 6 9 4
Georgia Tech. 7 10 6
Mike Bynum, Jim Wallace (6), Scott McAllister (6) and Greg Donohue. Kris Wilson, Jase Wrigley (8) and Eric McQueen. W-Wrigley. L-McAllister.

Georgia Tech. 4 9 2
Clemson. 7 10 1
David Elder, Chuck Crowder (7), Jase Wrigley (8) and Eric McQueen. Matt White, Scott Clackum (7) and Matthew LeCroy. W-White. L-Elder. S-Clackum.

Duke 5 3 0
Georgia Tech. 3 3 1
Richard Dishman, Vaughn Schill (9) and Gregg Maluchnik. L.J. Yankosky, Jase Wrigley (8), Rich Thieme (9) and Eric McQueen. W-Dishman. L-Yankosky.

1998

Durham, N.C. Durham Bulls Athletic Park

Duke 4 12 1
Georgia Tech. 0 4 2
Stephen Cowie and Gregg Maluchnik. Scott Prather, Simon Young (6), Jase Wrigley (7) and Bryan Prince. W-Cowie. L-Prather. HR-Ed Conrey (D).

Clemson. 6 7 3
Georgia Tech. 10 8 2
Ryan Mottl, Mike Proto (5) and Derek Borgert. Chuck Crowder, Jeff Bien (9), Cory Vance (9) and Eric McQueen. W-Crowder. L-Mottl. HR-Bradley LcCroy (C).

Georgia Tech. 1 4 0
Wake Forest 2 6 1
L.J. Yankosky, Simon Young (8), Jase Wrigley (8) and Eric McQueen. Eric Schmitt and Andrew Riepe. W-Schmitt. L-Yankosky. HR-Jahmal Overton (GT).

ACC TOURNAMENT BOX SCORES

1999

Durham, N.C.
Durham Bulls Athletic Park

Georgia Tech. 15 18 1
North Carolina 4 4 6
Chuck Crowder, Kevin Cameron (7), Brad Busbin (8), Jesse Thompson (9) and Eric McQueen, Adam Blue (9). Ryan Snare, Corey Richardson (2), Michael Horney (5), B.J. Finnerty (7) and Dan Moylan, Ryan Blake (9). W-Crowder. L-Snare. HR-Stephen Donaghey (GT).

Florida State 7 12 1
Georgia Tech. 3 11 2
Blair Varnes, Chris Chavez (7) and Jeremiah Klosterman. Cory Vance, Andy Mitchell (7) and Eric McQueen. W-Varnes. L-Mitchell.

Georgia Tech. 6 10 2
N.C. State 9 10 3
Ben Sheeter, Steve Kelly (3), Rhett Parrott (5), Andy Mitchell (8) and Eric McQueen. Grant Dorn, Mike Sollie (7) and Dan Mooney. W-Dorn. L-Sheeter. S-Sollie. HR-Bryan Prince (GT).

2000

*****CHAMPIONS*****

Fort Mill, S.C.
Knights Stadium

Duke 3 7 1
Georgia Tech. 9 14 5
Kyle Perry, Brad DuPree (2) and Troy Caradonna. Steve Kelly, Kevin Cameron (8), Andy Mitchell (9) and Bryan Prince. W-Kelly. L-Perry. HR-Wes Goodner (D), Jason Basil (GT), Mark Teixeira (GT).

Wake Forest 3 5 0
Georgia Tech. 6 10 1
Matt Briggs and Dan Conway. Cory Vance and Bryan Prince. W-Vance. L-Briggs. HR-Carlos Brackley (WF), Derik Goffena (GT).

Clemson. 8 12 3
Georgia Tech. 9 10 1
Jarrod Schmidt, Steve Reba (6), Nick Glaser (9) and Brian Ellis. Rhett Parrott, Jeff Watchko (7) and Bryan Prince. W-Watchko. L-Glaser. HR-Mike Calitri (C), Derik Goffena (GT).

Georgia Tech. 10 15 1
Florida State 3 8 4
Philip Perry, Andy Mitchell (8) and Bryan Prince. Jon McDonald, Dave Hodges (5), Robby Read (7), John Bentley (9) and Blair McCaleb and Mike Futrell (9). W-Perry. L-McDonald. HR-Brad Stockton (GT), Jason Basil (GT), Bryan Prince (GT).

2000 Championship Game
Clemson. 4 9 0
Georgia Tech. 8 12 2
Ryan Childs, Matt Additon (7), Thomas Boozer (7), Steve Reba (7), Mike Proto (9). Ben Sheeter, Kevin Cameron (7), Andy Mitchell (8) and Bryan Prince. W-Cameron. L-Additon. S-Mitchell. HR-Patrick Boyd (C), Jason Basil (GT).

2001

Fort Mill, S.C.
Knights Stadium

Duke 2 6 1
Georgia Tech. 16 19 0
Ryan Caradonna, Troy Begley (7), Greg Burke (7), Evan Anderson (8) and Troy Caradonna. Kevin Cameron, Brian Burks (8), Aaron Walker (9) and Bryan Prince and Kevin Gergel (8). W-Cameron. L-Caradonna. HR-Bryan Prince (GT), Jason Basil (GT).

Florida State 5 14 4
Georgia Tech. 6 16 0
10 Innings
Matt Lynch, Trent Peterson (8), Justin Lord (8), Daniel Hodges (10) and Tony Richie. Rhett Parrott, Brian Burks (8), Jeff Watchko (9) and Bryan Prince. W-Watchko. L-Hodges.

Georgia Tech. 3 8 1
Wake Forest 4 7 0
Steve Kelly and Bryan Prince. Kyle Sleeth, Dave Bush (8) and Jason Aquilante. W-Sleeth. L-Kelly. S-Bush. HR-Richard Lewis (GT), Jamie D'Antona (WF), Stephen Ghutzman (WF).

Georgia Tech. 4 10 4
NC State 6 11 1
Philip Perry, Brian Burks (8), Jeff Watchko (8) and Bryan Prince. Josh Blanton, Josh Miller (5) and Colt Morton. W-Miller. L-Burks. HR-Colt Morton (NCS), Joe Gaiette (NCS).

2002

St. Petersburg, Fla.
Florida Power Park

Georgia Tech. 0 7 3
Clemson. 10 11 1
Chris Goodman, Nick Wagner (7), Aaron Walker (7), Jordan Crews (8) and Tyler Parker. Steve Reba, Steven Jackson (9) and Steve Pyzik, Stech Miller (9). W-Reba. L-Goodman. HR-Khalil Greene (C).

Duke 1 6 2
Georgia Tech. 6 8 1
Zach Schreiber, Tim Layden (5) and Troy Caradonna. Kyle Schmidt, Philip Perry (9) and Tyler Parker. W-Schmidt. L-Schreiber. HR-Matt Murton (GT).

North Carolina 8 16 1
Georgia Tech. 10 11 1
Daniel Moore, Carter Harrell (5), Michael Gross (5), Whitley Benson (8) and Chris Iannetta, Ryan Blake (7). Kyle Bakker, Jeff Watchko (5) and Tyler Parker. W-Watchko. L-Harrell. HR-Adam Greenberg (NC), Jeremy Cleveland (NC), Ryan Blake (NC), Jeremy Slayden (GT).

Georgia Tech. 4 6 2
Florida State 7 9 2
Brian Burks, Aaron Walker (5) and Mike Nickeas. Robby Read, Daniel Davidson (6), Daniel Hodges (9) and Tony Richie. W-Read. L-Burks. S-Hodges.

2003

*****CHAMPIONS*****

Salem, Va.
Salem Memorial Stadium

Wake Forest 8 15 4
Georgia Tech. 9 9 1
Kyle Sleeth and Steven Malinowski. Micah Owings, Andrew Kown (7), Brian Burks (9) and Mike Nickeas. W-Owings. L-Sleeth. S-Burks. HR-Ryan Johnson (WF), Jeremy Slayden (GT).

Georgia Tech. 0 6 1
NC State 6 12 0
Kyle Bakker, Jeff Watchko (6), Nick Wagner (7), Ryan Self (8) and Mike Nickeas. Nate Cretarolo and Justin Riley. W-Cretarolo. L-Bakker.

Duke 4 11 5
Georgia Tech. 23 25 3
Kevin Thompson, Zach Schreiber (1), Justin Dilucchio (3), Drew Jerdan (6), Blake Walker (8) and Troy Caradonna. Aaron Walker and Andy Hawranick. W-Walker. L-Thompson. HR-Steven Blackwood (GT), Jeremy Slayden (GT), Tyler Greene (GT).

North Carolina 6 10 0
Georgia Tech. 10 9 2
Scott Manshack, Bo Dickerson (4), Jonathan Hovis (6), Matt Danford (8) and Chris Iannetta. Chris Goodman, Nick Wagner (9) and Mike Nickeas. W-Goodman. L-Dickerson.

Georgia Tech. 10 12 2
Florida State 7 7 2
Andrew Kown, Brian Burks (4) and Andy Hawranick, Mike Nickeas (9). Glen Simon, Hunter Jones (5), Kevin Lynch (8), Daniel Hodges (9). W-Burks. L-Hodges. HR-Stephen Drew (FS).

Championship Game
NC State 5 10 2
Georgia Tech. 6 8 2
10 innings
Phillip Davidson, Colin Brown (5), David Hicks (7), Chad Orvella (7) and Justin Riley, Colt Morton (7). Jason Neighborgall, Jeff Watchko (6) and Mike Nickeas. W-Watchko. L-Orvella.

2004

RUNNER-UP

Salem, Va.
Salem Memorial Stadium

Maryland 3 11 0
Georgia Tech. 4 9 0
Sean Kane and Bobby Ryan. Brian Burks, Nick Wagner (9) and Mike Nickeas. W-Burks. L-Kane. S-Wagner.

Georgia Tech. 11 16 1
Clemson. 7 12 1
13 innings
Micah Owings, Nick Wagner (9), Ryan Self (10), Jordan Crews (10), Aaron Walker (11), John Goodman (11) and Mike Nickeas, Andy Hawranick (10). Robert Rohrbaugh, Steven Jackson (6), Jeff Hahn (7), Collin Mahoney (8), Stephen Faris (9), Patrick Hogan (10). W-Goodman. L-Hogan. HR-Mike Trapani (GT), Brad McCann (C).

Florida State 4 9 3
Georgia Tech. 13 15 1
Eddie Cannon, Matt DiBlasi (3), Hunter Davis (8), Frank Radziwon (8), Brian Chambers (8) and Aaron Cheesman. Andrew Kown, Jordan Crews (5) and Andy Hawranick. W-Crews. L-Cannon.

Georgia Tech. 7 9 2
Florida State 8 15 4
Lee Hyde, Nick Wagner (5), Aaron Walker (8), Jordan Crews (8) and Mike Nickeas. Tyler Chambliss, Kevin Lynch (7) and Aaron Cheesman. W-Lynch. L-Walker. HR-Steven Blackwood (GT), Mike Nickeas (GT), Eddy Martinez-Esteve (FS).

Championship Game
Florida State 17 20 3
Georgia Tech. 5 9 3
Blake Wood, Tim Gustafson (3), Aaron Walker (5), Jared Hyatt (6), Ryan Turner (7), Ryan Self (8), Jason Neighborgall (9) and Mike Nickeas. Mark Sauls, Matt DiBlasi (7) and Aaron Cheesman. W-Sauls. L-Wood. S-DiBlasi. HR-Eddy Martinez-Esteve (FS).

2005

*****CHAMPIONS*****

Jacksonville, Fla.
Baseball Grounds

Wake Forest 8 8 4
Georgia Tech. 9 12 3
Brian Bach, Tim Morley (9), Kyle Young (9) and J.B. Tucker. Lee Hyde, Jordan Crews (3), Tim Gustafson (6), Matt Wieters (9) and Andy Hawranick. W-Wieters. L-Bach. HR-Jeff Kindel (GT).

Florida State 4 9 0
Georgia Tech. 5 10 1
Mark Sauls, Kevin Lynch (7), Matt DiBlasi (7), Brian Chambers (7), Barrett Browning (8) and Aaron Cheesman. Blake Wood, Matt Wieters (7) and Andy Hawranick. W-Wieters. L-DiBlasi.

Georgia Tech. 18 14 0
Florida State 2 7 4
7 innings
Ryan Turner, Jared Hyatt (5) and Andy Hawranick. Hunter Jones, Barrett Browning (3), Tyler Chambliss (7) and Aaron Cheesman. W-Hyatt. L-Jones. HR-Tyler Greene (GT), Whit Robbins (GT).

Championship Game
Georgia Tech. 4 5 1
Virginia. 3 8 1
Tim Gustafson, Jordan Crews (5), Matt Wieters (9) and Andy Hawranick. Robert Poutier, Scott Morgenthaler (4), Sean Doolittle (6), Pat McAnaney (7), Casey Lambert (8) and Scott Headd. W-Crews. L-Doolittle. HR-Tom Hagan (V).

ACC TOURNAMENT BOX SCORES

2006

Jacksonville, Fla. Baseball Grounds

Miami 1 5 0
Georgia Tech. 2 6 0
Scott Maine, Chris Perez (8) and Eddy Rodriguez. Blake Wood, Tim Ladd (9), Brad Rulon (9) and Matt Wieters. W-Wood. L-Maine. S-Rulon. HR-Eddy Rodriguez (UM), Mike Trapani (GT).

Georgia Tech. 2 6 0
Clemson. 3 9 0
Lee Hyde, Matt Wieters (9) and Matt Wieters, Andy Hawranick (9). Stephen Faris, Daniel Moskos (7) and Adrian Casanova. W-Moskos. L-Wieters.

Georgia Tech. 7 11 3
Miami 4 12 1
Ryan Turner, Jared Hyatt (5), Tim Ladd (6), Brad Rulon (8), Matt Wieters (9) and Andy Hawranick. Marcelo Albir, Danny Gil (4), Jon McLean (7), Andrew Lane (8), Ricky Orta (9) and Eddy Rodriguez. W-Hyatt. L-Albir. S-Wieters.

Clemson. 7 15 0
Georgia Tech. 8 14 2
10 innings
Josh Cribb, Ryan Hinson (4), Stephen Clyne (5), Daniel Moskos (8) and Adrian Casanova. David Duncan, Jared Hyatt (5), Tim Ladd (8), Brad Rulon (8), Matt Wieters (8), Michael Hutts (9), John Goodman (9) and Andy Hawranick. W-Goodman. L-Moskos. HR-Matt Wieters (GT).

Clemson. 16 14 1
Georgia Tech. 11 14 2
Jason Berken, David Kopp (7) and Adrian Casanova. Chris Hicks, Michael Hutts (9), Brad Rulon (9) and Andy Hawranick. W-Kopp. L-Hutts. HR-Herman Demmink (C), Taylor Harbin (C), Steven Blackwood (GT), Matt Wieters (GT), Luke Murton 3 (GT).

2007

Jacksonville, Fla. Baseball Grounds

Georgia Tech. 8 11 1
North Carolina 4 7 1
David Duncan, Danny Payne (9) and Matt Wieters. Adam Warren, Matt Danford (5), Rob Wooten (7), Tim Federowicz (7), Rob Catapano (7), Tyler Trice (7), B.J. Dail (9) and Benji Johnson. W-Duncan. L-Wooten.

Virginia. 4 12 0
Georgia Tech. 1 5 1
Sean Doolittle, Jake Rule (6), Alex Smith (7), Michael Schwimer (8) and Beau Seabury. Eddie Burns, Jared Hyatt (7), Brad Rulon (9) and Matt Wieters. W-Rule. L-Hyatt. S-Schwimer.

NC State 8 14 2
Georgia Tech. 7 11 1
Jimmy Gillheeney, Andrew Taylor (6), Kyle Rutter (6), Eryk McConnell (6) and Caleb Mangum. Ryan Turner, Chris Hicks (3), Jared Hyatt (6), Danny Payne (6), Brad Rulon (6), Matt Wieters (9) and Matt Wieters, Nick Scherer (9). W-McConnell. L-Wieters. HR-Jason Haniger (GT), Tony Plagman (GT).

2008

Jacksonville, Fla. Baseball Grounds

Georgia Tech. 10 14 3
NC State 9 14 5
Deck McGuire, Kevin Jacob (5), Brandon Cumpton (7), Andrew Robinson (8), Brad Rulon (9) and Jason Haniger. Eric Surkamp, Sam Brown (7), Drew Taylor (8), Joey Cutler (8), Eryk McConnell (9) and Chris Schaeffer and Nick Stanley. W-Robinson. L-McConnell. S-Rulon. HR-Murton (GT).

Miami 15 15 2
Georgia Tech. 12 17 0
Eric Erickson, David Gutierrez (4), Kyle Bellamy (6), Carlos Gutierrez (8) and Yasmani Grandal. David Duncan, Andrew Robinson (6), Chris Hicks (8), Brad Rulon (9), Taylor Wood (9) and Jason Haniger. W-C. Gutierrez. L-Rulon. HR-Blake Tekotte (UM), Yonder Alonso 2 (UM), Dave DiNatale 2 (UM), Grandal (UM), Jeff Rowland (GT), Luke Murton (GT).

Clemson. 10 13 2
Georgia Tech. 4 11 2
Trey Delk, Ryan Hinson (4), Casey Harman (7), Matt Vaughn (9) and Doug Hogan. Eddie Burns, Zach Von Tersch (7), Taylor Wood (8), Andrew Robinson (8), Chris Hicks (9), Brad Rulon (9) and Jason Haniger. W-Hinson. L-Von Tersch. HR-Jeff Schaus (C), Ben Paulsen (C), Wilson Boyd (C), Thomas Nichols (GT).

2009

Durham, N.C. Durham Bulls Athletic Park

Miami 8 9 1
Georgia Tech. 6 12 1
Travis Miller, Sam Robinson (3), David Gutierrez (4), Daniel Miranda (7), Kyle Bellamy (8) and Yasmani Grandal. Deck McGuire, Andrew Robinson(6), Jake Davies (6), Patrick Long (7), Zach Brewster (7); Mark Pope (9) and Jason Haniger. W-Gutierrez. L-McGuire. S-Bellamy.

Georgia Tech. 3 7 1
Boston College 7 9 0
Jed Bradley, Zach Von Tersch (5), Jake Davies (6); Andrew Robinson (6), Zach Brewster (8), Kevin Jacob (8) and Jason Haniger. JB MacDonald, Kevin Moran (6), Mike Belfiore (9) and Tony Sanchez. W-MacDonald. L-Bradley.

Georgia Tech. 9 10 0
Florida State 2 10 1
Brandon Cumpton, Jake Davies (6), Andrew Robinson (6), Zach Brewster(7), Mark Pope (8), Kevin Jacob (8) and Jason Haniger. Hunter Scantling, Mark Peterson (5), Tyler Everett (6), Austin Wood (9) and Parker Brunelle. W-Cumpton. L-Scantling.

2010

Greensboro, N.C. NewBridge Bank Park

Virginia Tech 6 6 1
Georgia Tech. 2 4 0
Justin Wright and Steve Domecus. Deck McGuire; Patrick Long (7); Taylor Wood (8); Luke Bard (9) and Cole Leonida.
W-Wright. L-McGuire.
HR-Wates (VT); Seaborn (VT). Dantzler (GT); Rowland (GT).

Georgia Tech. 17 11 1
NC State 5 6 5
15 innings
Brandon Cumpton; Buck Farmer (7) and Cole Leonida. Jake Buchanan; John Lambert (2); Ethan Ogburn (3); Nick Rice (6); Vance Williams (6); Nate King (7); Russell Wilson (7) and Pratt Maynard.
W- Cumpton. L-Buchanan
HR-Riggins (NCS);Maynard (NCS).

Georgia Tech. 3 10 1
Clemson. 9 13 0
Jed Bradley; Patrick Long (5); Jake Davies (7); Andrew Robinson (8) and Cole Leonida. Will Lamb; Dominic Leone (7); Kevin Brady (8) and Spencer Kieboom.
W-Lamb. L-Bradley.
HR-Skole (GT). Parker (CU); Shaffer (CU).

2011

Durham, N.C. Durham Bulls Athletic Park

Clemson. 9 13 0
Georgia Tech. 0 6 2
Dominic Leone; David Haselden(6) and Spencer Kieboom; Phil Pohl. Mark Pope; Devin Stanton(7); DeAndre Smelter(8); Taylor Wood(9) and Zane Evans. W-Leone. L-Pope.
HR-Epps (CU).

Georgia Tech. 6 15 2
NC State 5 9 0
Jed Bradley; Dusty Isaacs(6); Devin Stanton(6); Clay Dalton(7); Luke Bard(7); Kevin Jacob(12); Conner Kendrick(14); Matt Grimes(14) and Zane Evans. Chamra, R; Sasser, G(6); Easley, J(8); Overman, C(11); Ogburn, E(13) and Schaeffer, C; Canela, D; Maynard, P.
W-Grimes. L-Ogburn
HR-Matt Skole (GT).

Georgia Tech. 2 7 2
Florida State 4 7 2
Buck Farmer; Dusty Isaacs(7); Devin Stanton(7); Clay Dalton(7); DeAndre Smelter(7); Conner Kendrick(8) and Zane Evans. McGee, M.; Busch, B.(6); Bennett, D.(8) and Lopez, R.
W-McGee. L-Farmer.

2012

*****CHAMPIONS*****

Greensboro, N.C. NewBridge Bank Park

Georgia Tech. 5 7 1
Florida State 4 7 0
Buck Farmer; Alex Cruz(7) and Zane Evans. Scott Sitz; Brian Busch(5); Gage Smith(6); Kyle Bird(8); Hunter Scantling(9) and Stephen McGee.
W-Farmer. L-Sitz. S-Cruz.
HR-Davies 2 (GT). Ramsey (FS).

Virginia. 5 9 0
Georgia Tech. 17 14 2
7 innings
Scott Silverstein; Nick Howard(3); Austin Young(4) and Nate Irving. Cole Pitts; Dusty Isaacs(6) and Connor Lynch.
W-Pitts. L-Silverstein.
HR-Davies (GT), Evans (GT), Hyde (GT).

Georgia Tech. 5 10 1
Clemson. 1 5 2
Jake Davies; Alex Cruz(7) and Zane Evans. Kevin Pohle; Scott Firth(3); Joseph Moorefield(9) and Spencer Kieboom.
W-Davies. L-Pohle. S-Cruz.
HR-Davies (GT). Wilkerson (CU).

Championship Game
Georgia Tech. 8 15 3
Miami 5 5 3
Josh Heddinger; Jarrett Didrick(3); Zane Evans(7) and Connor Lynch. Javi Salas; Vince Kossak(2); Christian Diaz(3); Adam Sargent(6); AJ Salcines(7); Eric Nedeljkovic(8) and Garrett Kennedy.
W-Didrick. L-Salcines. S-Evans.
HR-Hyde (GT). Broad (UM).

2013

Durham, N.C. Durham Bulls Athletic Park

Georgia Tech. 4 9 0
Florida State 3 6 0
Buck Farmer; Daniel Palka(8) and Zane Evans. Scott Sitz; Billy Strode(8); Robby Coles(9) and Stephen McGee.
W-Palka. L-Coles.
HR-Murray (GT); Hyde (GT).

Virginia. 8 9 0
Georgia Tech. 2 10 2
Scott Silverstein; Josh Sborz(9) and Nate Irving. Dusty Isaacs; Joe Wiseman(6); Cole Pitts(6); DeAndre Smelter(9) and Mitch Earnest.
W-Silverstein. L-Isaacs.
HR-Downes (VA), Howard (VA), Towns (VA).

Georgia Tech. 2 7 0
Virginia Tech 3 10 1
Jonathan King; Alex Cruz(7); Daniel Palka(7) and Zane Evans; Mitch Earnest. Devin Burke; Clark Labitan(8) and Chad Morgan.
W-Burke. S-Labitan. L-King.
HR-Pinder (VT).

ACC TOURNAMENT BOX SCORES

2014

CHAMPIONS
Greensboro, N.C.
NewBridge Bank Park

Georgia Tech. 5 13 0
Wake Forest 3 11 1
Matthew Grimes; Sam Clay(5); Dusty Isaacs(8) and Mitch Earnest. Jack Fischer; Max Tishman(6); Parker Dunshee(6) and Ben Breazeale.
W-Clay. L-Fischer. S-Isaacs

Georgia Tech. 6 14 0
Miami 3 9 1
Josh Heddinger; Dusty Isaacs(8) and Arden Pabst. Andrew Suarez; Cooper Hammond(7); Thomas Woodrey(9) and Garrett Kennedy.
W-Heddinger. L-Hammond.
S-Isaacs.
HR-Carey (UM).

Duke 6 14 1
Georgia Tech. 0 5 0
Drew Van Orden and Mike Rosenfeld. Ben Parr; Jonathan Roberts(6); Zac Ryan(8); Ben Schniederjans(9) and Arden Pabst.
W-VanOrden. L-Parr.
HR-Perez (DU). Betts (DU). Deitrich (DU).

Georgia Tech. 3 9 0
Clemson. 0 4 3
Dusty Isaacs; Sam Clay(6) and Mitch Earnest. Clate Schmidt; Matt Campbell(9) and Chris Okey.
W-Isaacs. L-Schmidt. S-Clay
HR-Hyde (GT).

Championship Game
Georgia Tech. 9 13 0
Maryland 4 9 1
Devin Stanton; Matthew Grimes(4); Jonathan Roberts(7); Ben Parr(8); Sam Clay(9) and Mitch Earnest. Jake Drossner; Bobby Ruse(6); Kevin Mooney(7); Ben Brewster(8); Tayler Stiles(9) and Kevin Martir.
W-Roberts. L-Mooney.
HR-Schmidt (UM).

2015

Durham, N.C.
Durham Bulls Athletic Park

Georgia Tech. 0 1 2
Virginia. 11 13 0
Jonathan King; Cole Pitts(4); Devin Stanton(5); Matthew Gorst(6) and Arden Pabst. Josh Sborz and Robbie Coman.
W-Sborz. L-King.

2016

Durham, N.C.
Durham Bulls Athletic Park

Georgia Tech. 6 13 0
Boston College 0 9 0
Brandon Gold; Matthew Gorst (7) and Arden Pabst. Jesse Adams; Mike King (5); John Nicklas (8); Bobby Skogsbergh (8) and Nick Sciortino.
W-Gold. L-Adams. S-Gorst.
HR-Gonzalez (GT); English (GT); Craport (GT).

Georgia Tech. 0 5 1
Miami 4 6 1
Jake Lee; Ben Parr (1); Micah Carpenter (8) and Joey Bart. Jesse Lepore; Frankie Bartow (7); Bryan Garcia (9) and Zack Collins.
W-Lepore. L-Lee.
HR-Collins (UM).

Florida State 6 10 1
Georgia Tech. 1 6 0
Cole Sands; Jim Voyles (6); Chase Haney (9) and Cal Raleigh. Zac Ryan; Keyton Gibson (4); Bailey Combs (8) and Arden Pabst.
HR-Sansone (FSU); Busby (FSU).

NC State 7 8 1
Georgia Tech. 5 11 2
Brian Brown; Chris Williams (5); Austin Staley (9); Will Gilbert (10); Johnny Piedmonte (12) and Andrew Knizner. Cole Pitts; Matthew Gorst (5); Burton Dulaney (10); Jared Datoc (12) and Joey Bart.
W-Gilbert. L-Dulaney. S-Piedmonte.
HR-Deatherage (NCSU); Kinneman (NCSU); Shepard (NCSU).

2017

Louisville, Ky.
Louisville Slugger Field/
Jim Patterson Stadium

Georgia Tech. 5 10 0
Miami 6 13 1
Jake Lee; Jared Datoc (3): Zac Ryan (7) and Kyle McCann. Evan McKendry; Frankie Bartow (5); Cooper Hammond (7); Andrew Cabezas (7) and Joe Gomez.
W-Cabezas. L-Ryan.
HR-Burns (UM); Tackett (UM).
** Louisville Slugger Field*

Wake Forest 5 6 0
Georgia Tech. 4 13 2
Xzavion Curry; Connor Thomas (7); Micah Carpenter (9) and Kyle McCann. John McCarren; Morgan McSweeney (5); Carter Bach (7); Chris Farish (7); Drew Loepprich (8); Colin Peluse (9) and Logan Harvey.
W-Loepprich. L-Carpenter. S-Peluse.
HR-Sheets (WF).
** Jim Patterson Stadium*

2018

Durham, N.C.
Durham Bulls Athletic Park

Pittsburgh. 2 4 1
Georgia Tech. 1 4 0
Xzavion Curry; Andy Archer (8): Tristin English (9) and Joey Bart. Matt Pidich; RJ Freure (8) and Cole MacLaren.
W-Pidich. L-Curry.

Georgia Tech. 0 4 2
North Carolina 9 11 1
Connor Thomas; Andy Archer (4); Tristin English (4) and Joey Bart. Gianluca Dalatri; Austin Bergner (6); Joey Lancellotti (8); Rodney Hutchison (9) and Brandon Martorano.
W-Dalatri. L-Thomas.
HR-Martorano (UNC); Gahagan (UNC).

GEORGIA TECH YEAR-BY-YEAR AT THE ACC TOURNAMENT

Year	*ACC Tournament Record*	
1980	0-1	
1981	1-2	
1982	1-2	
1983	0-2	
1984	3-2	runner-up
1985	5-0	Champions
1986	5-0	Champions
1987	4-1	Champions
1988	4-1	Champions
1989	1-2	
1990	1-2	
1991	3-2	runner-up
1992	2-2	
1993	1-2	
1994	2-2	
1995	1-2	
1996	2-2	
1997	1-2	
1998	1-2	
1999	1-2	
2000	5-0	Champions
2001	2-2	
2002	2-2	
2003	5-1	Champions
2004	3-2	runner-up
2005	4-0	Champions
2006	3-2	
2007	1-2	
2008	1-2	
2009	1-2	
2010	1-2	
2011	1-2	
2012	4-0	Champions
2013	1-2	
2014	4-1	Champions
2015	0-1	
2016	1-3	
2017	0-2	
2018	0-2	
TOTALS	***78-63***	***9-time Champions***

NCAA TOURNAMENT HISTORY

GEORGIA TECH'S ALL-TIME NCAA TOURNAMENT RECORD: 71-63 (.530)

Regionals: 63-52 (.547); 31 appearances
Super Regionals: 4-6 (.400); 5 appearances
College World Series: 4-5 (.444); 3 appearances (1994, 2002, 2006)

NCAA RECORDS BY VENUE

	Regional	*Supers*	*CWS*	*Overall*	*Last*
Alex Box Stadium, Baton Rouge, La.	3-4	--	--	3-4	1996
Dick Howser Stadium, Tallahassee, Fla.	5-4	--	--	5-4	1991
Dudy Noble Field, Starkville, Miss.	2-2	--	--	2-2	1997
Eck Stadium-Tyler Field, Wichita, Kan.	7-3	--	--	7-3	1998
Foley Field, Athens, Ga.	2-4	--	--	2-4	2008
Hawkins Field, Nashville, Tenn.	3-2	--	--	3-2	2013
Lindsey Nelson Stadium, Knoxville, Tenn.	0-2	--	--	0-2	1995
Mark Light Stadium, Miami, Fla.	5-4	--	--	5-4	1988
McKethan Stadium, Gainesville, Fla.	7-8	--	--	7-8	2016
Rosenblatt Stadium, Omaha, Neb.	--	--	4-5	4-5	2006
Russ Chandler Stadium, Atlanta, Ga.	24-13	4-6	--	28-19	2011
Sims Legion Park, Gastonia, N.C.	4-4	--	--	4-4	1971
Swayze Field, Oxford, Miss.	1-2	--	--	1-2	2014
Totals	***63-52***	***4-6***	***4-5***	***71-63***	***2016***

REGIONAL/SUPER REGIONAL PLAY

Opponent	*Record*	*Last Mtg*
Alabama	2-3	2010
Arizona State	0-1	1998
Arkansas	1-1	1998
Austin Peay	2-1	2011
Bethune-Cookman	1-0	2016
California	0-2	1995
Central Florida	0-1	1989
Central Michigan	1-0	1985
Clemson	0-1	1959
Coastal Carolina	2-1	2002
College of Charleston	4-0	2012
Connecticut	2-1	2016
East Carolina	0-1	2003
East Tennessee State	1-0	2013
Eastern Kentucky	1-0	1985
Elon	1-0	2009
Florida	0-3	2016
Florida Atlantic	2-0	2002
Florida State	1-2	1985
Furman	1-0	2005
George Mason	1-0	1992
George Washington	1-0	1959
Georgia	2-6	2008
Georgia Southern	1-0	2000
Georgia State	1-0	2009
Houston	0-1	1990
Illinois	1-1	2013
Jacksonville State	2-0	2014
Liberty	1-0	1993
Lipscomb	1-0	2008
Louisiana-Lafayette	1-0	1997
LSU	0-2	1996
Louisville	1-0	2008
Maryland	1-0	1971
Mercer	1-0	2010
Miami	2-4	1989
Mississippi State	1-3	2011
Navy	1-0	1986
New Orleans	1-1	1996
Ohio State	0-1	1993
Oklahoma State	1-1	1998
Rider	0-1	1987
St. John's	1-1	1991
Southern Mississippi	2-2	2011
South Carolina	4-2	2005
S.E. Missouri State	1-0	1998
Southern California	0-2	2000
Stetson	3-1	2006
Tennessee	0-3	2005
Tennessee Tech	1-0	1997
Texas A&M	1-1	1992
Texas Tech	2-0	2004
Tulane	1-0	1996
Vanderbilt	3-1	2013
Villanova	0-1	1989
VCU	1-0	1988
Washington	2-4	2014
Western Carolina	1-0	1986
Wichita State	1-1	1994
OVERALL REG./SR RECORD	**67-58**	

COLLEGE WORLD SERIES

Opponent	*Record*	*Last Mtg*
Cal State Fullerton	2-1	2006
Clemson	0-2	2006
Florida State	1-0	1994
Oklahoma	0-1	1994
South Carolina	1-1	2002
OVERALL CWS RECORD	**4-5**	

ALL-COLLEGE WORLD SERIES TEAM

1994	Jason Varitek	C
	Nomar Garciaparra	SS
	Brad Rigby	P
2002	Victor Menocal	SS

ALL-REGIONAL SELECTIONS

1985	Rob Beistline	P
	Scott Jordan	OF
1986	Keith Fleming	P
	Mike Fowler	OF
	Keith Kerver	SS
	Riccardo Ingram	OF
1988	Marty Durkin	3B
	Billy Parham	1B
1989	Darren Bragg	OF
1991	Carlton Fleming	2B
	Reggie Johnson	DH
1992	Brett Binkley	P
	Nomar Garciaparra	SS
	Michael Smith	OF
1993	Chris Myers	P
	Jay Payton	OF
1994	Nomar Garciaparra (MVP)	SS
	Jason Varitek	C
	Scott Byers	1B
	Jay Payton	OF
	Brad Rigby	P
1996	Mark Fischer	OF
	J.J. Thomas	DH
1997	J.J. Thomas	1B
	Kris Wilson	P
1998	Matthew Boggs	2B
	Jay Hood	SS
2000	Bryan Prince (MVP)	C
	Richard Lewis	2B
	Victor Menocal	SS
	Brad Stockton	OF
	Mark Teixeira	3B
	Cory Vance	P
2002	Victor Menocal (MVP)	SS
	Kyle Bakker	P
	Chris Goodman	P
	Jeremy Slayden	OF
2003	Clifton Remole	DH
2004	Eric Patterson (MVP)	2B
	Whit Robbins	1B
	Tyler Greene	SS
	Clifton Remole	OF
	Micah Owings	P
	Andrew Kown	P
2005	Tim Gustafson (MVP)	P
	Tyler Greene	SS
	Andy Hawranick	C
	Jeff Kindel	OF
	Danny Payne	OF
	Blake Wood	P
2006	Matt Wieters (MVP)	C
	Mike Trapani	2B
	Michael Fisher	SS
	Jeff Kindel	OF
	Ryan Turner	P
2008	Jason Haniger	C
	Charlie Blackmon	OF
2009	Matt Skole	3B
	Luke Murton	OF
	Jay Dantzler	DH
2010	Deck McGuire	P
	Jacob Esch	2B
	Jay Dantzler	OF
2011	Zane Evans	C
	Daniel Palka	DH
	Matt Skole	3B
2012	Sam Dove	3B
	Zane Evans	C
	Brandon Thomas	OF
2013	Zane Evans	DH
	Josh Heddinger	P
	Mott Hyde	SS
	Kyle Wren	OF
2014	Ryan Peurifoy	OF
2016	Joey Bart	C
	Wade Bailey	2B
	Matt Gonzalez	3B
	Tristin English	1B

NCAA TOURNAMENT BOX SCORES

1959

District III Playoff
Gastonia, N.C.
Sims Legion Park
Record: 1-2
Selection: At-large

Georgia Tech. 6 6 4
Clemson. 9 6 1
Bud Blemker and George Inman; Bailey Hendley, Harold Stowe (8) and Bob Dempsey. W–Hendley. L–Blemker. HR–Doug Hoffman (C).

George Washington . 2 8 3
Georgia Tech. 7 9 2
Ed Chambless and Roland Toups; Campana, Padgett (5) and Gatti. W–Chambless. L–Campana.

Florida State 16 13 2
Georgia Tech. 9 10 7
Ron Fraser, Carl Nelson (9) and Bill Westendick; Harry Davis, Curt Beavers (3), Jimmy Nail (6), George Costner (8), Jimmy Hyder (9) and Roland Toups, George Inman (9). W–Fraser. L–Davis. HR–Charlie Rodgers (FSU), Roger Kaiser (GT).

1971

RUNNER-UP
District III Playoff
Gastonia, N.C.
Sims Legion Park
Record: 3-2
Selection: At-large

Miami 4 7 1
Georgia Tech. 3 7 5
Tom Borzecky and Al Volpe; Mike Sorrow, Bob Jobson (6) and H.F. Reagin. W–Borzecky. L–Sorrow. HR–Bob Blane (GT), Jim Hargrave (GT).

Georgia Tech. 9 12 0
Maryland 4 10 2
Mike Schisler and H.F. Reagin; Bob Grossman, Mike Chadick (1), John Petronaci (9) and Skip Smith. W–Schisler. L–Grossman. HR–Mike Chadick (M), Randy Kurtz (M).

Georgia Tech. 5 8 0
Miami 3 5 1
Bill Pridgen and Mike Moore; Mike Larkin, Terry Brown (6), Bob Bartlett (6), Ralph Maza (7), Dave Patrylo (9) and Al Volpe. W–Pridgen. L–Brown. HR–Volpe.

Mississippi State . . . 8 11 2
Georgia Tech. 20 20 3
Myrick, Pritchard (1), Henderson (1), Hudson (2), Eichmeier (3) and Irvin; Bob Jobson, Greg Baldwin (9) and Mike Moore. W–Jobson. L–Myrick.

Finals

Georgia Tech. 2 9 3
Mississippi State . . . 5 11 1
Mike Sorrow and Mike Moore; Jerry Thompson and David Voss. W–Thompson. L–Sorrow. HR–Dave Phares (MSU), two on, two out, 9th inning.

1985

RUNNER-UP
South II Regional
Seminole Stadium
Tallahassee, Fla.
Record: 3-2
Selection: Automatic
Seed: No. 3

Georgia Tech. 7 10 2
Central Michigan . . . 6 15 2
Kevin Brown, Keith Fleming (7) and Jeff Mons; Eric Wilson, Bob Cavanaugh and Rob Herzog. W-Fleming. L-Cavanaugh. HR-Jeff Distasio (GT), Dan Cronkright (CM).

Florida State 9 9 0
Georgia Tech. 1 4 5
Mike Loynd and Barry Blackwell; Roger Kinard, Keith Fleming (6), John Stewart (6), Todd Shiver (8) and Jeff Mons, Pete Stephens (9). W–Loynd. L–Kinard.

Eastern Kentucky. . 13 18 5
Georgia Tech. 14 13 2
Ed Norkus, Joel Stockford (5), Sherman Bennett (9) and John Miles; John Horn, Roger Roddy (5), Keith Fleming (7) and Jeff Mons, Pete Stephens (9). W–Fleming. L–Bennett. HR–Robert Moore (EK), Bob Moranda (EK), Jeff Distasio (GT) 2.

Georgia Tech. 8 11 2
Florida State 3 9 4
Rob Beistline and Jeff Mons; Ray Revak, Paul Thomas (2), Richie Lewis (6), Doug Little (9) and Barry Blackwell. W–Beistline. L–Revak.

Finals

Georgia Tech. 5 12 1
Arkansas 7 11 2
Kevin Brown and Jeff Mons; Fred Farwell, Tim Deitz (9) and Doyle Wilson. W–Farwell. L–Brown. HR–Jeff Distasio (GT), Jeff King (A), Steve Clements (A). Steve Kelly and Bryan Prince. Kyle Sleeth, Dave Bush (8) and Jason Aquilante. W-Sleeth. L-Kelly. S-Bush. HR-Richard Lewis (GT), Jamie D'Antona (WF), Stephen Ghutzman (WF).

Georgia Tech. 4 10 4
NC State 6 11 1
Philip Perry, Brian Burks (8), Jeff Watchko (8) and Bryan Prince. Josh Blanton, Josh Miller (5) and Colt Morton. W-Miller. L-Burks. HR-Colt Morton (NCS), Joe Gaiette (NCS).

1986

RUNNER-UP
Atlantic Regional
Mark Light Stadium
Miami, Fla.
Record: 3-2
Selection: Automatic
Seed: No. 2

Georgia Tech. 9 16 1
Navy 8 13 4
14 innings
Kevin Brown, John Stewart (4), Roger Roddy (5), Jim Poole (6), Keith Fleming (8) and Jeff Mons; Drew Tanner, Todd Bibza (5), Dave Landwehr (9), Tony Faust (10), Steve Wieman (11) and Ted Wallace, Charlie Howsare (9), Zach Scruton (13). W–Fleming. L–Wieman. HR–K.G. White (GT), Riccardo Ingram (GT).

Western Carolina . . . 7 13 3
Georgia Tech. 8 10 4
11 innings
Brian Tebo, Gary Shamp (4) and Darryl Rogers, Tony Myers (11); Roger Kinard, Roger Roddy (4), John Stewart (6), Keith Fleming (6) and Jeff Mons. W–Fleming. L–Shamp. HR–K.G. White (GT), Frank Bolick (GT).

Georgia Tech. 6 9 3
Miami 7 9 3
10 innings
Todd Shiver, Keith Fleming (10) and Jeff Mons; Will Vespe, Kevin Ryan (7), Rick Raether (7), Mike Gibbons (10) and Chris Magno. W–Gibbons. L–Shiver.

Alabama. 6 8 2
Georgia Tech. 12 15 3
Meridith Sanford, Jake Stout (5), Greg Hibbard (7), Chris Taylor (8) and Doug Duke; Kevin Brown, John Stewart (5) and Jeff Mons. W–Brown. L–Stout. HR–Duke (A), Billy Parham (GT).

Finals

Miami 15 20 1
Georgia Tech. 9 13 1
Chris Lee, Don Davies (5), Mike Gibbons (6), Rick Raether and Frank Dominguez; Roger Kinard, Roger Roddy (4), Keith Fleming (6), Jim Poole (7), Scott Erwin (9) and Jeff Mons. W–Gibbons. L–Fleming. SV–Raether. HR–Mike Fowler (GT) 2.

1987

Northeast Regional
Russ Chandler Stadium
Atlanta, Ga.
Record: 0-2
Selection: Automatic
Seed: No. 1

Rider 8 13 0
Georgia Tech. 5 10 4
Ron Kroschwitz, Ken Kremer (8) and Ed Horowitz; Todd Shiver, John Davis (5), Jim Poole (9) and David Ivester, Blake Burke (9). W–Kroschwitz. L–Shiver. SV–Kremer. HR–Ken Kremer (R) 2, Blake Burke (GT).

Georgia 5 11 0
Georgia Tech. 1 1 3
Scott Broadfoot and Roger Miller; Roger Kinard, Jim Poole (9) and David Ivester. W–Broadfoot. L–Kinard. HR–Rich Bielski (GA), Steve Carter (GA), Blake Burke (GT).

1988

THIRD PLACE
Atlantic Regional
Mark Light Stadium
Miami, Fla.
Record: 2-2
Selection: Automatic
Seed: No. 2

5 VCU 6 9 3
2 Georgia Tech 9 11 6
Jerry Dipoto, Tony Helmick (1), Jeff Zona (1), Mark Dunford (6), Danny Flanagan (8) and Adam Knicely; Scott Erwin, Joe Wise (5) and David Ivester. W–Wise. L–Zona.

2 Georgia Tech 7 9 2
3 South Carolina . . . 6 12 1
John Davis, Jon George (6), Jim Poole (7) and David Ivester; Joe Cardwell, Bobby Underwood (6), Tony Spires (8), and Mark Nelson. W—Davis. L—Cardwell. SV—Poole. HR—K.G. White (GT) 2.

1 Miami 4 9 1
2 Georgia Tech 2 4 3
Steffen Majer, Dan Bruckner (8), Joe Grahe (8) and Frank Dominguez; Doug Creek, Jim Poole (9) and David Ivester. W–Majer. L–Creek. SV–Grahe.

2 Georgia Tech 0 2 1
3 South Carolina . . . 5 10 0
Sam Drake, Joe Wise (6), Jim Poole (7) and David Ivester; Brian Williams and Mark Nelson. W–Williams. L–Drake. HR–Bobby Underwood (SC).

1989

East Regional
McKethan Stadium
Gainesville, Fla.
Record: 1-2
Selection: At-large
Seed: No. 3

Central Florida. 6 6 0
3 Georgia Tech 4 9 2
Brian Ahern and Bobby Kiser; Scott Erwin, Jimmy Redovian (8) and Jon Anderson. W–Ahern. L–Redovian. HR–Darren Bragg (GT).

3 Georgia Tech 9 12 1
Miami 7 7 2
Doug Creek, Jimmy Redovian (9) and Jon Anderson; Greg Knowles, Oscar Munoz (5), Scott Sharts (7) and Chris Hirsch. W–Creek. L–Knowles. SV–Redovian. HR–Henry Hernandez (M), Will Vespe (M), Jon Anderson (GT), Darren Bragg (GT).

Villanova. 18 20 4
3 Georgia Tech . . . 16 15 3
10 innings
Mike Schick, Scott Marks (2), Brian Kenny (4), Bob McCreary (5), Mike Wismer (7), Rafael Novoa (9) and Dan Farren, Dan Swallow (4), Brian Blake (5), Mike Svanson (8). Marc Pisciotta, Jon George (6), Mike Hostetler (6), Jimmy Redovian (6), John Davis (9) and Jon Anderson. W–Wismer. L–Davis. HR–Gary Scott (V).

1990

South I Regional
Alex Box Stadium
Baton Rouge, La.
Record: 0-2
Selection: At-large
Seed: No. 4

4 Georgia Tech 2 11 1
3 Houston 4 8 1
Mike Hostetler, Brent Colson (6) and Paul Mears, Dave Wiggins (8); Keith Darter, Al Benavides (6). W–Darter. L–Hostetler. SV–Benavides. HR–Mike Reynolds (GT), Phil Lewis (H), Fred Hinojosa (H).

1 Louisiana State. . 11 13 2
4 Georgia Tech 5 13 1
Paul Byrd, Mike Sirotka (8) and Gary Hymel; Doug Creek, Joe Wise (5), Billy Harris (5), Marc Pisciotta (6) and Paul Mears, Anthony Maisano (9). W–Byrd. L–Creek. HR–Darren Bragg (GT).

1991

THIRD PLACE
Atlantic Regional
Dick Howser Stadium
Tallahassee, Fla.
Record: 2-2
Selection: At-large
Seed: No. 3

4 St. John's 5 11 3
3 Georgia Tech 4 12 1
Tom Danulevith, Ken Grzelaczyk (6), Eric Reichenbach (8) and Anthony Criscuolo; Doug Creek, Brent Colson (8) and Jason Varitek, Paul Mears (9). W–Grzelaczyk. L–Colson. SV–Reichenbach. HR–Keith Rader (SJ), Denis Durland (SJ).

3 Georgia Tech . . . 11 16 1
6 Coastal Carolina . . 7 14 1
Marc Pisciotta, Billy Harris (8) and Jason Varitek; Mike Davis, Chris Hanrahan (4), Dave Iorland (7) and Pete Schramka. W–Pisciotta. L–Davis. SV–Harris. HR–Reggie Johnson (GT), Pete Leszczynski (CC).

4 St. John's 4 4 1
3 Georgia Tech 5 12 1
Ken Lichtenberg, Mike Kress (4), Eric Reichenbach (7) and Anthony Criscuolo; Brent Colson, Chris Myers (7) and Jason Varitek. W–Colson. L–Lichtenberg. SV–Myers. HR–Denis Durland (SJ).

2 Alabama 8 12 3
3 Georgia Tech 4 7 1
Joe Vitiello, Ben Short (7) and Matt Allen, Chris Barnes (9); Brett Binkley, Billy Harris (6), Kevin Hilton (8), Chris Myers (9) and Jason Varitek. W–Short. L–Harris. HR–Hunter Plott (A).

NCAA TOURNAMENT BOX SCORES

1992

THIRD PLACE
East Regional
McKethan Stadium
Gainesville, Fla.
Record: 2-2
Selection: At-large
Seed: No. 2

5 George Mason . . . 4 10 1
2 Georgia Tech 5 8 0
Edson Hoffman, Todd Harris (8) and Chris Widger. Brent Colson, Chris Myers (5), Brett Binkley (8) and Jason Varitek. W–Binkley. L–Hoffman. HR–Chris Burr (GM).

2 Georgia Tech 3 12 2
3 Texas A&M 2 8 0
10 innings
Brad Rigby, Brett Binkley (8) and Jason Varitek. Brian Harrison, James Nix (10) and Rob Trimble, John Keller (9). W–Binkley. L–Nix.

3 Texas A&M 7 12 1
2 Georgia Tech 5 11 3
Brian Parker, James Nix (5) and John Keller, Rob Trimble (8). David Albert, Al Gogolin (4) and Jason Varitek. W–Nix. L–Albert. HR–Mike Hickey (T).

2 Georgia Tech 2 9 1
4 California 3 7 1
Brent Colson, Brett Binkley (7) and Jason Varitek. Mike Cather, Jon Zuber (9) and Reed Aljian, Dan Trump (8). W–Cather. L–Binkley. SV–Zuber. HR–Varitek.

1993

THIRD PLACE
Atlantic Regional
Russ Chandler Stadium
Atlanta, Ga.
Record: 2-2
Selection: At-large
Seed: No. 1

6 Liberty 1 2 3
1 Georgia Tech 4 7 1
Rich Humphrey and Beau Martin. Brad Rigby, Chris Myers (9) and Jason Varitek. W–Rigby. L–Humphrey. SV–Myers.

1 Georgia Tech 4 8 1
4 Ohio State 7 13 0
David Albert, Brett Binkley (5) and Jason Varitek. Chris Granata and Tony Khoury. W–Granata. L–Albert. HR–David Newhan (GT), Chris Williams (OSU), Gary Jones (OSU), Jay Payton (GT).

2 South Carolina . . . 0 4 2
1 Georgia Tech . . . 12 9 2
Matt Threehouse, J.J. Pearsall (6), Ted Rose (6), Craig Ross (8) and Mike Tarter. Al Gogolin and Jason Varitek. W–Gogolin. L–Threehouse. HR–David Newhan (GT).

1 Georgia Tech 4 6 2
3 Wichita State 5 11 4
10 innings
Chris Myers, Brett Binkley (9) and Jason Varitek. Brandon Baird, Darren Dreifort (7) and Adam McCollough. W–Dreifort. L–Binkley. HR–Dreifort (WS).

1994

*****REGIONAL CHAMPION*****
Midwest II Regional
Eck Stadium-Tyler Field
Wichita, Kan.
Record: 4-1
Selection: At-large
Seed: No. 1

6 Connecticut 0 5 1
1 Georgia Tech 7 11 1
Aaron Quinn and Kyle Cooney. Al Gogolin, Carlos Cason (9) and Jason Varitek. W–Gogolin. L–Quinn. HR–Jay Payton (GT).

3 Wichita State 1 4 2
1 Georgia Tech . . . 13 14 0
Mike Drumright, Jason Jordan (7), Travis Wyckoff (8), Jamie Bluma (8), Braden Looper (8) and Adam McCollough. Brad Rigby and Jason Varitek. W–Rigby. L–Drumright. HR–Jason Varitek (GT).

1 Georgia Tech 6 7 1
5 Washington 2 6 0
Chris Myers and Jason Varitek. Jamie Day and Christian Shewey. W–Myers. L–Day. HR–Jon VanderGriend (W), Nomar Garciaparra (GT).

1 Georgia Tech 9 14 3
5 Washington 12 17 2
14 innings
Shane McGill, Geoff Duncan (4), Tucker Barr (5), Matt Saier (10) and Jason Varitek. Tim Campbell, Brett Merrick (8), Brandon Irvine (9), Justin Bice (10) and Christian Shewey, Shawn Mahle (14). W–Bice. L–Saier. HR–Brian Loucks (W), Jay Payton (GT).

Finals
5 Washington 7 19 6
1 Georgia Tech . . . 18 18 1
Derek Carpenter, Matt Gies (1), Matt Smith (8), Eric Schmidt (7) and Shawn Mahle. Al Gogolin, Carlos Cason (9) and Jason Varitek. W–Gogolin. L–Carpenter. HR—Jon VanderGriend (W), Nomar Garciaparra (GT).

NATIONAL RUNNER-UP
College World Series
Rosenblatt Stadium
Omaha, Neb.
Record: 3-1
Seed: No. 2

7 Cal State Fullerton. 0 3 0
2 Georgia Tech 2 5 2
Mike Parisi, Chad Rolish (8), Dan Ricabal (8) and Bret Hemphill. Brad Rigby and Jason Varitek. W–Rigby. L–Parisi. HR–Michael Sorrow (GT).

2 Georgia Tech . . . 12 12 3
6 Florida State 4 8 4
10 innings
Al Gogolin, Chris Myers (8), Tucker Barr (10) and Jason Varitek. Jonathan Johnson, Phil Olson (9), David Yocum (10), Chuck Howell (10) and Mike Martin. W–Myers. L–Olson. HR–Jason Varitek (GT), Matt Saier (GT).

Georgia Tech. 3 11 2
Cal State Fullerton . . 2 11 1
12 innings
Brad Rigby, Chris Myers (9) and Jason Varitek. Mike Parisi, Ted Silva (8), Chad Rolish (12), Matt Wagner (12) and Bret Hemphill. W–Myers. L–Silva. HR–Jay Payton (GT), Jeremy Giambi (CSF), Nomar Garciaparra (GT).

National Championship
Georgia Tech. 5 10 4
Oklahoma. 13 16 0
Al Gogolin, Chris Myers (4), Shane McGill (7), Carlos Cason (8) and Jason Varitek. Kevin Lovingier, Shawn Snyder (3), Tim Walton (4), Bucky Buckles (6) and Javier Flores. W–Walton. L–Gogolin. SV–Buckles. HR–Jason Varitek (GT), Nomar Garciaparra (GT), Damon Minor (O), Chip Glass (O).

1995

Mideast Regional
Nelson Stadium
Knoxville, Tenn.
Record: 0-2
Selection: At-large
Seed: No. 4

4 Georgia Tech 3 7 1
3 California 4 5 2
Kris Wilson, Rich Thieme (8) and Tucker Barr. Keith Evans, Alex Franklin (7), Mike Miller (8), Drew Fischer (9) and Cody McCormick. W-Miller. L-Wilson. S-Fischer. HR-Gavin Brown (C).

1 Tennessee 6 11 2
4 Georgia Tech 4 8 2
Ryan Meyers, Todd Helton (9) and Ray Espinosa. David Elder, Matt Saier (3) and Tucker Barr. W-Meyers. L-Elder. S-Helton. HR-Mark Fischer (GT), Matt Whitley (T).

1996

RUNNER-UP
South II Regional
Alex Box Stadium
Baton Rouge, La.
Record: 3-2
Selection: At-large
Seed: No. 2

5 New Orleans . . . 13 13 1
2 Georgia Tech 3 8 4
David Elder, Kris Wilson (3), Geoff Duncan (7) and Tucker Barr. Donald Rushing and Jason Washam. W-Rushing. L-Elder. HR-Jason Washam (NO), Scott Carson (NO), J.J. Thomas (GT).

2 Georgia Tech . . . 14 19 0
6 Austin Peay 3 6 1
Jase Wrigley, Carlos Cason (9) and Eric McQueen, Tucker Barr (9). Mike Eikenberry, Glen Longhurst (8), Seth Massey (9) and Ryan Bennett. W-Wrigley. L-Eikenberry. HR-Adam Leggett (GT), J.J. Thomas (GT), Nate Manning (AP).

4 Tulane 4 11 2
2 Georgia Tech 7 14 0
Scott Williamson, Scott Bell (6) and Chad Sutter. Chuck Crowder, Geoff Duncan (9), Shane McGill (9) and Tucker Barr. W-Crowder. L-Williamson. HR-Mark Fischer (GT), J.J. Thomas (GT).

2 Georgia Tech . . . 12 16 2
5 New Orleans 7 8 4
Scott Prather, L.J. Yankosky (8), Carlos Cason (9) and Eric McQueen. Thomas Marks, Brady Benoit (3), Steve Stanson (8), Joey Cabeceiras (8) and Jason Washam. W-Prather. L-Marks. HR-Adam Leggett (GT), Mark Fischer (GT), Joe DiSalvo (NO).

Finals
2 Georgia Tech . . . 13 16 1
1 Louisiana State. . 29 23 1
David Elder, Shane McGill (1), Rich Thieme (7), L.J. Yankosky (7), Kris Wilson (7), Carlos Cason (7), Geoff Duncan (7) and Tucker Barr. Brett Laxton, Chris Demouy (6), Joey Painich (6), Patrick Coogan (6), Brian Daugherty (8) and Lanier. W-Laxton. L-Elder. HR-Dunn (LSU), Lanier (LSU), Moore (LSU).

1997

THIRD PLACE
Mideast Regional
Dudy Noble Field
Starkville, Miss.
Record: 2-2
Selection: At-large
Seed: No. 1

6 Tennessee Tech . . 0 1 1
1 Georgia Tech 5 9 0
Mark Maberry and Brian Lee. Kris Wilson and Eric McQueen. W-Wilson. L-Maberry. HR-J.J. Thomas (GT).

1 Georgia Tech 8 11 0
3 S.W. Louisiana . . . 0 2 3
Jase Wrigley and Eric McQueen. Cody Robbins, Philip Devey (7), J.B. Slaton (9) and Shannon Poole, Jim Fritz (6). W-Wrigley. L-Robbins. HR-J.J. Thomas (GT), Eric McQueen (GT).

4 Washington 8 11 1
1 Georgia Tech 4 12 5
Matt Hampton, Cody Morrison (8) and Ryan Bundy. David Elder, Simon Young (8), Shane McGill (8), Chuck Crowder (9) and Eric McQueen, Todd Papetti (3). W-Hampton. L-Elder.

1 Georgia Tech 2 8 4
2 Mississippi State. 10 13 1
L.J. Yankosky, Rich Thieme (5), Chuck Crowder (7) and Todd Papetti (8). Keith Dilgard and Barry Patton. W-Dilgard. L-Yankosky. HR-Piatt (MS), Thomas (GT).

1998

RUNNER-UP
Midwest Regional
Eck Stadium-Tyler Field
Wichita, Kan.
Record: 3-2
Selection: At-large
Seed: No. 2

Oklahoma State. . . 13 14 0
Georgia Tech. 4 10 5
Matt Smith, Dreier (7), Bergman (9) and Josh Holliday. Chuck Crowder, Jase Wrigley (2), Simon Young (7), Robert Aaron (8), Scott Prather (8) and Eric McQueen. W-Smith. L-Crowder. HR-Heath Honeycutt (GT), Ryan Brooks (GT).

Georgia Tech. 14 19 0
S.E. Missouri State . . 5 8 0
L.J. Yankosky, Andy Mitchell (9) and Bryan Prince. Jason Swearingen, Lanson Debrock (3), Jerry Wolsey (7), Marc Sheffer (8) and Brad Hoehner. W-Yankosky. L-Swearingen. HR-Heath Honeycutt (GT), Ryan Brooks (GT), Jay Hood (9), Stephen Donaghey 2(GT), Johnson (SE), Marino (SE), Kinsolving (SE).

Arkansas 0 6 2
Georgia Tech. 2 7 2
Rodney Nye, Vent (8) and Caldwell. Chuck Crowder and Eric McQueen. W-Crowder. L-Nye.

Georgia Tech. 6 14 2
Oklahoma State. . . . 5 11 0
Jase Wrigley, Simon Young (6) and Eric McQueen. Pearson, Bludau (8), Prata (9) and Puffinbarger. W-Young. L-Prata. HR-Stephen Donaghey (GT), Jay Hood (GT).

Championship
Arizona State 3 6 2
Georgia Tech. 1 3 1
Ryan Mills and Halvorson. Cory Vance and Eric McQueen. W-Mills. L-Vance. HR-Moreno (AS), Eric McQueen (GT).

NCAA TOURNAMENT BOX SCORES

2000

*****REGIONAL CHAMPION*****
Atlanta Regional
Russ Chandler Stadium
Atlanta, Ga.
Record: 3-0
Selection: Automatic
Seed: No. 1 (No. 3 National)

4 Georgia Southern . 9 15 3
1 Georgia Tech . . . 11 14 2
David Ray, Phillip Rowland (6), Jason Cadenhead (8) and Brendan Gilligan. Rhett Parrott, Andy Mitchell (8), Jeff Watchko (9) and Bryan Prince. W-Parrott. L-Ray. S–Watchko. HR-Jason Basil (GT).

1 Georgia Tech . . . 24 25 2
3 Stetson 1 4 2
Cory Vance, Ronnie Robinson (8) and Bryan Prince, Tyler Parker (7). Jason Oglesby, Chris Rogers (2), Brian Werthem (6), Roger Lincoln (6), Ricky Walker (9) and Mike Fellman, Kevin Maloney (8). W-Vance. L-Oglesby. HR-Victor Menocal (GT), Mark Teixeira (GT), Jason Basil (GT), Brad Stockton (GT).

Championship
1 Georgia Tech . . . 16 18 1
3 Stetson 11 14 1
Steve Kelly, Jeff Watchko (7) and Bryan Prince. Jason Oglesby, Brian Welch (3), Dan Mauer (7) and Mike Fellman. W-Kelly. L-Oglesby. S–Watchko. HR-Mark Teixeira (GT), Tyler Parker (GT), Corr (S) 2, Stephens (S).

SUPER REGIONAL RUNNER-UP
Atlanta Super Regional
Russ Chandler Stadium
Atlanta, Ga.
Record: 0-2

Southern California. . 7 11 1
Georgia Tech. 2 10 0
Rik Currier, Ronald Flores (8) and Beau Craig. Cory Vance, Jeff Watchko (8) and Bryan Prince. W-Currier. L-Vance. HR-Anthony Lunetta (SC), Josh Persell (SC), Jason Perry (GT).

Georgia Tech. 3 7 1
Southern California. . 6 11 2
Rhett Parrott, Philip Perry (8) and Bryan Prince. Mark Prior, Ronald Flores (9) and Beau Craig. W-Prior. L-Parrott. HR-Rob Garibaldi (SC), Josh Persell (SC).

2001

Athens Regional
Foley Field
Athens, Ga.
Record: 0-2
Selection: At-large
Seed: No. 2

3 Coastal Carolina . . 5 8 0
2 Georgia Tech 3 7 1
Scott Sturkie and Randy McGarvey. Rhett Parrott, Jeff Watchko (9), Brian Burks (9) and Bryan Prince. W-Sturkie. L-Parrott. HR-Brandon Powell (C), Richard Lewis (GT), Jason Perry (GT).

2 Georgia Tech 5 11 1
1 Georgia. 13 15 0
Steve Kelly, Brian Burks (6), Aaron Walker (7), Andy Mitchell (8) and Bryan Prince. Rob Moravek, Jody Friedman (7) and Doc Brooks, Tony Burchett (7). W-Moravek. L-Kelly. HR-Andy Neufeld (G), Doc Brooks (G), Adam Swann (G).

2002

*****REGIONAL CHAMPION*****
Atlanta Regional
Russ Chandler Stadium
Atlanta, Ga.
Record: 3-0
Selection: At-large
Seed: No. 1

4 Coastal Carolina . . 0 3 0
1 Georgia Tech 6 8 0
Justin Sturge, Byron Binda (7) and Randy McGarvey. Kyle Bakker and Tyler Parker. W-Bakker. L-Sturge.

2 Georgia 0 7 1
1 Georgia Tech 3 6 0
Mickey Westphal, Bill Sharpton (8) and Clint Sammons. Chris Goodman, Jeff Watchko (7) and Tyler Parker. W-Goodman. L-Westpahl. S-Watchko. HR-Victor Menocal (GT), Tyler Parker (GT).

Championship
1 Georgia Tech 8 11 2
2 Georgia 7 9 2
Brian Burks, Jeff Watchko (8), Victor Menocal (9), Philip Perry (9) and Tyler Parker. Jason Fellows, Bill Sharpton (4), Jeffrey Carswell (7), Bo Lanier (8), Scott Lawson (9) and Ned Yost, Clint Sammons (6) W-Burks. L-Fellows. S-Perry. HR-Lee Mitchell (G).

*****SUPER REGIONAL CHAMPION*****
Atlanta Super Regional
Russ Chandler Stadium
Atlanta, Ga.
Record: 2-0

Florida Atlantic. 3 9 1
Georgia Tech. 14 18 1
Danny Core, Tom MacLane (4), Matt O'Brien (5), Brad Ingwell (7) and Robert Orton, Shaen O'Connor (8). Kyle Bakker, Nick Wagner (8), Jordan Crews (9) and Tyler Parker, Mike Nickeas (9). W-Bakker. L-Core. HR-Tyler Parker (GT), Clifton Remole (GT).

Georgia Tech. 11 13 1
Florida Atlantic. 5 7 2
Chris Goodman, Kyle Schmidt (8), Jeff Watchko (9) and Tyler Parker. Chris Pillsbury, Jim Cooney (4), Tim McNab (8) and Shaen O'Connor. W-Goodman. L-Pillsbury. HR-Jeff Fiorentino (FAU).

FIFTH PLACE
College World Series
Rosenblatt Stadium
Omaha, Neb.
Record: 1-2

Georgia Tech. 11 19 1
South Carolina. 0 6 2
Kyle Bakker, Brian Burks (9) and Tyler Parker, Mike Nickeas (9). Gary Bell, Aaron Rawl (5), Steven Bondurant (5), Rocky Evans (8), Cliff Donald (9) and Landon Powell. W-Bakker. L-Bell. HR-Wes Rynders (GT).

Clemson. 9 9 1
Georgia Tech. 7 14 0
Tyler Lumsden, Jeff Hahn (4), Matt Henrie (7) and Steve Pyzik. Chris Goodman, Aaron Walker (2), Philip Perry (2), Jeff Watchko (9) and Tyler Parker. W-Hahn. L-Goodman. S-Henrie. HR-Michael Johnson (C), Jason Perry (GT).

South Carolina. 9 8 1
Georgia Tech. 5 14 2
Aaron Rawl and Landon Powell. Brian Burks, Jeff Watchko (4), Kyle Schmidt (9) and Tyler Parker. W-Rawl. L-Burks. HR-Justin Harris (SC), Steve Thomas (SC), Jeremy Slayden (GT).

2003

Atlanta Regional
Russ Chandler Stadium
Atlanta, Ga.
Record: 0-2
Selection: Automatic
Seed: No. 1 (No. 3 National)

4 Stetson 5 10 2
1 Georgia Tech 4 5 2
Adam Blair, Roger Lincoln (9) and Chris Westervelt. Micah Owings, Jeff Watchko (7) and Mike Nickeas. W-Blair. L-Owings. S–Lincoln. HR-Brian Snyder (S), Andy Wilson (S), Pete Rasmusen (S), Clifton Remole (GT), Micah Owings (GT).

1 Georgia Tech 3 10 0
3 East Carolina . . . 10 11 0
Kyle Bakker, Brian Burks (7), Andrew Kown (8) and Andy Hawranick, Mike Nickeas (5). Ashley Capps, Glenn Tucker (1) and Jake Smith. W-Tucker. L-Bakker. HR-Clifton Remole (GT), Daryl Lawhorn (EC).

2004

*****REGIONAL CHAMPION*****
Atlanta Regional
Russ Chandler Stadium
Atlanta, Ga.
Record: 3-0
Selection: At-large
Seed: No. 1 (No. 4 National)

4 Jacksonville State . 3 10 4
1 Georgia Tech . . . 16 20 1
Bobby Wynns, Brian Booth (4), Jon Clements (7), Danny Andres (7) and Scott Smith, Johnny Prosser (8). Brian Burks, Jared Hyatt (9) and Mike Nickeas, Andy Hawranick (7). W-Burks. L-Wynns. HR-Eric Patterson (GT), Clifton Remole (GT), Whit Robbins (GT).

2 Texas Tech. 3 10 0
1 Georgia Tech 9 15 1
Steven Thomas, Adam Fry (6), Juan Razo (8) and Cooper Fouts. Micah Owings, Jordan Crews (9) and Mike Nickeas. W-Owings. L-Thomas. HR-Steven Blackwood (GT), Mike Nickeas (GT), Whit Robbins (GT).

Championship
2 Texas Tech. 3 10 4
1 Georgia Tech . . . 16 20 1
Andrew Kown, Jordan Crews (8) and Andy Hawranick. Michael McGowan, John Milton (4), Corey Gerstner (7) and Cooper Fouts. W-Kown. L-McGowan. HR-Brandon Boggs (GT), Tyler Greene (GT), Michael Mask (TT).

SUPER REGIONAL RUNNER-UP
Atlanta Super Regional
Russ Chandler Stadium
Atlanta, Ga.
Record: 0-2

Georgia 7 12 0
Georgia Tech. 5 9 2
Michael Hyle, Johnny Dobbs (4), Will Startup (7) and Clint Sammons. Micah Owings, Jordan Crews (7), Aaron Walker (9) and Mike Nickeas. W-Dobbs. L-Owings. S-Startup. HR-Bobby Felmy (G), Eric Patterson (GT), Mike Nickeas (GT).

Georgia Tech. 3 4 4
Georgia 5 11 0
Andrew Kown, Brian Burks (7) and Mike Nickeas. Sean Ruthven, Bo Lanier (8), Will Startup (9) and Clint Sammons. W-Lanier. L-Burks. S-Startup. HR-Jonathan Wyatt (G).

2005

*****REGIONAL CHAMPION*****
Atlanta Regional
Russ Chandler Stadium
Atlanta, Ga.
Record: 3-1
Selection: Automatic
Seed: No. 1 (No. 2 National)

4 Furman 4 7 1
1 Georgia Tech 5 13 2
10 Innings
Ryan Hodinka, Sam Perry (5), Ryan Hudson (7), Patrick Arnett (9), Nick Hollstegge (10) and Tony Maccani. Lee Hyde, Jordan Crews (6), Tim Gustafson (8) and Andy Hawranick. W-Gustafson. L-Hollstegge. HR-Matthew Betsill (F).

1 Georgia Tech . . . 10 17 0
2 South Carolina . . . 2 6 2
Blake Wood and Andy Hawranick. Arik Hempy, Jason Fletcher (1), Conor Lalor (5), Cliff Donald (9) and Ryan Mahoney, Cory Vanderhook (7). W-Wood. L-Hempy. HR-Jeremy Slayden (GT).

2 South Carolina . . . 8 8 1
1 Georgia Tech 3 8 3
Andy Lambert, Jason Fletcher (6) and Ian Paxton. Ryan Turner, Jared Hyatt (3), Brad Rulon (6), Tim Ladd (9) and Andy Hawranick, Nick Scherer (8). W-Lambert. L-Turner. S-Fletcher. HR-Michael Campbell (SC), Steven Tolleson (SC), 2.

Championship
1 Georgia Tech 5 11 1
2 South Carolina . . . 0 5 1
Tim Gustafson, Matt Wieters (8) and Andy Hawranick. Aaron Rawl, Forrest Beverly (3) and Ian Paxton. W-Gustafson. L-Rawl. HR-Matt Wieters (GT), Jeremy Slayden (GT).

SUPER REGIONAL RUNNER-UP
Atlanta Super Regional
Russ Chandler Stadium
Atlanta, Ga.
Record: 0-2

Tennessee 3 4 1
Georgia Tech. 2 5 3
Luke Hochevar, Sean Watcon (8) and J.P. Arencibia. Blake Wood, Matt Wieters (8) and Andy Hawranick. W-Watson. L-Wieters. HR-Rob Fitzgerald (T).

Georgia Tech. 3 7 1
Tennessee 13 16 0
Lee Hyde, Jordan Crews (3), Jared Hyatt (4), Tim Ladd (4), Brad Rulon (5), Ryan Turner (5), Jason Neighborgall (8), John Michael Vidic (8) and Andy Hawranick. James Adkins, Sean Watson (8) and J.P. Arencibia. W-Adkins. L-Hyde. HR-Michael Rivera (T).

NCAA TOURNAMENT BOX SCORES

2006

*****REGIONAL CHAMPION*****

Atlanta Regional
Russ Chandler Stadium
Atlanta, Ga.

Record: 3-0
Selection: At-large
Seed: No. 1 (No. 8 National)

4 Stetson 5 13 1
1 Georgia Tech 7 12 2
Corey Kluber, Nathan Nery (4), Robbie Elsemiller (8) and Brad Pippa, David Golliner (8). Blake Wood, Jared Hyatt (8), Tim Ladd (8), Brad Rulon (8), Matt Wieters (9) and Matt Wieters, Andy Hawranick (9). W-Wood. L-Kluber. S-Wieters. HR-Matt Wieters (GT), Michael Fisher (GT).

1 Georgia Tech 7 11 2
2 Vanderbilt 3 5 0
Lee Hyde, Tim Ladd (7), Brad Rulon (8) and Matt Wieters. David Price, Stephen Shao (7) and Josh Zeid (9) and Brian Hernandez. W-Hyde. L-Price. HR-Luke Murton (GT).

Championship
2 Vanderbilt 4 9 0
1 Georgia Tech 8 11 1
Cody Crowell, Tyler Rhoden (6) and Shea Robin. Ryan Turner, Matt Wieters (9) and Andy Hawranck. W-Turner. L-Crowell. HR-Pedro Alvarez (V), Dominic de la Osa (V), Alex Feinberg (V), Mike Trapani (GT), Matt Wieters 2 (GT).

*****SUPER REGIONAL CHAMPION*****

Atlanta Super Regional
Russ Chandler Stadium
Atlanta, Ga.

Record: 2-0

College of Charleston 0 11 1
Georgia Tech. 5 9 0
Nick Chigges, Quinn Monsma (7), Brendan Stines (8) and Alex Garabedian. Blake Wood, Brad Rulon (7) and Matt Wieters. W-Wood. L-Chigges, S-Rulon. HR-Matt Wieters (GT), Jeff Kindel (GT).

Georgia Tech. 12 15 1
College of Charleston 3 8 2
Lee Hyde, Jared Hyatt (9) and Matt Wieters, Andy Hawranick (9). Jeff Beliveau, Quinn Monsma (4), Graham Godfrey (5), Drew Shamrock (9) and Alex Garabedian. W-Hyde. L-Beliveau. HR-Jeff Kindel (GT), Whit Robbins (GT), Joey Friddle (CofC).

SEVENTH PLACE

College World Series
Rosenblatt Stadium
Omaha, Neb.

Record: 0-2

Georgia Tech. 4 8 1
Clemson. 8 9 0
Lee Hyde, Brad Rulon (8), Ryan Turner (8), Jared Hyatt (8), Tim Ladd (8) and Matt Wieters. Sean Clark, Ryan Hinson (7), Daniel Moskos (9) and Adrian Casanova. W-Hinson. L-Turner. HR-Jeff Kindel (GT), Andy D'Alessio (C).

Cal State Fullerton . . 7 15 1
Georgia Tech. 5 9 0
Dustin Miller, John Estes (7), Adam Jorgenson (7), Ryan Paul (8) and John Curtis. Blake Wood, Tim Ladd (6), Brad Rulon (7), Matt Wieters (8) and Matt Wieters, Andy Hawranick (9). W-Paul. L-Wieters. HR-Wieters (GT).

2008

RUNNER-UP

Athens Regional
Foley Field
Athens, Ga.

Record: 2-2
Selection: At-large
Seed: No. 2

3 Louisville 5 12 2
2 Georgia Tech 8 10 0
Justin Marks, Thomas Royce (6), Jon Clarence (8), Gavin Logsdon (8), Gabriel Shaw (8) and Jeff Arnold. David Duncan, Andrew Robinson (6), Brad Rulon (9) and Jason Haniger. W-Duncan. L-Marks. S-Rulon. HR-Justin McClanahan 2 (L), Chris Dominguez (L), Haniger (GT).

2 Georgia Tech 6 11 0
4 Lipscomb 3 7 1
Deck McGuire, Taylor Wood (7), Brad Rulon (8) and Jason Haniger. Brandon McClurg, Kyle Tognazzini (8), Chris Burnett (9) and Caleb Joseph. W-Wood. L-McClurg. S-Rulon. HR-Haniger (GT).

2 Georgia Tech 0 4 0
1 Georgia. 8 12 0
Eddie Burns, Kevin Jacob (7) and Jason Haniger, Cole Leonida. Nick Montgomery and Bryce Massanari. W-Montgomery. L-Burns. HR-Matt Olson (G), Rich Poythress (G), Matt Cerione.

Championship
1 Georgia. 18 18 2
2 Georgia Tech 6 11 6
Justin Grimm, Alex McRee (1), Dean Weaver (5), Will Harvil (5), Joshua Fields (9) and Bryce Massanari, Jake Crane. Zach Von Tersch, Brandon Cumpton (2), Andrew Robinson (4), Chris Hicks (6), Taylor Wood (7), Brad Rulon (9) and Jason Haniger. W-McRee. L-Cumpton. HR-Rich Poythress (G).

2009

RUNNER-UP

Atlanta Regional
Russ Chandler Stadium
Atlanta, Ga.

Record: 3-2
Selection: At-large
Seed: No. 1

4 Georgia State. . . . 3 11 2
1 Georgia Tech 9 9 1
Will Palmer, Aidan Francis (6), Will Campbell (8) and Marc Mimeault. Deck McGuire, Andrew Robinson(8), Kevin Jacob (9) and Jason Haniger. W-McGuire. L-Palmer. HR- Bradley Logan (GSU), Matt Skole (GT).

1 Georgia Tech 7 9 5
3 Southern Miss . . 10 13 0
Brandon Cumpton, Jake Davies (5), Andrew Robinson (5), Zach Brewster (7), Patrick Long(7), Jacob Esch (8) and Jason Haniger. JR Ballinger, Wade Weathers (9), Collin Cargill (9) and Kyle Maxie.
W-Ballinger. L-Cumpton. HR-Luke Murton (GT), Michael Ewing (USM), B.A. Vollmuth (USM).

2 Elon 4 7 0
1 Georgia Tech 8 8 1
Daniel Britt, Ken Ferrer (2), Jared Kernodle (2), John Brebbia (6), J.D. Reichenbach (7), Jordan Darnell (8), Thomas Girdwood (8) and Mike Melillo. Zach Von Tersch, Jake Davies (4), Mark Pope (5) and Jason Haniger. W-Davies. L-Britt. S-Pope. HR-Matt Skole (GT).

1 Georgia Tech . . . 18 18 2
3 Southern Miss . . . 6 11 6
Andrew Robinson, Thomas Nichols (6) and Cole Leonida. Jeff Stanley, Kyle Lindsey (4), Moses Munoz (6), Jonathan Johnston (6), Seth Hester (9) and Travis Graves. W-Robinson. L-Stanley. S-Nichols. HR-Luke Murton (GT), Jay Dantzler (GT), Cole Leonida (GT), Kyle Maxie (USM).

Championship
3 Southern Miss . . 12 3 1
1 Georgia Tech 8 8 2
Scott Copeland, Todd McInnis (2), Cody Schlagel (6), Josh Fields (7), Collin Cargill (8) and Kyle Maxie, Travis Graves. Deck McGuire, Jed Bradley (3), Kevin Jacob (5) and Jason Haniger. W-McInnis. L-McGuire. S-Cargill. HR- Bo Davis (USM), B.A. Vollmuth 2 (USM), Derek Dietrich (GT).

2010

RUNNER-UP

Atlanta Regional
Russ Chandler Stadium
Atlanta, Ga.

Record: 2-2
Selection: At-large
Seed: No. 1 (No. 8 National)

4 Mercer 0 5 0
1 Georgia Tech . . . 10 16 0
Mark Pope and Cole Leonida. W-Pope. L-Love. HR GT - Jay Dantzler (GT); Tony Plagman (GT); Jacob Esch (GT).

2 Alabama 2 9 3
1 Georgia Tech 5 11 0
Jimmy Nelson; Taylor Wolfe(6); Tyler White(8) and Brock Bennett. Deck McGuire; Andrew Robinson (9) and Cole Leonida. W-Deck McGuire. S-Andrew Robinson. L-Jimmy Nelson.

1 Georgia Tech 1 5 1
2 Alabama 8 9 0
Brandon Cumpton; Buck Farmer (2) and Cole Leonida. Adam Morgan and Brock Bennett.
W-Adam Morgan. L-Brandon Cumpton. HR-Matt Skole (GT). Taylor Dugas (UA); Ross Wilson (UA); Jake Smith (UA); Jon Kelton (UA).

2 Alabama 10 11 0
1 Georgia Tech 8 15 1
Taylor Wolfe; Matt Taylor (1); Jonathan Smart (2); Nathan Kilcrease (4) and Brock Bennett. Jed Bradley; Patrick Long (6); Taylor Wood (6); Andrew Robinson (8) and Cole Leonida.
W-Nathan Kilcrease. L-Jed Bradley. HR- Clay Jones (UA). Derek Dietrich (GT); Chase Burnette (GT).

2011

RUNNER-UP

Atlanta Regional
Russ Chandler Stadium
Atlanta, Ga.

Record: 2-2
Selection: At-large
Seed: No. 1

4 Austin Peay 2 4 1
1 Georgia Tech 1 7 1
Snodgrass, J; Hebert, M. (8); Toney, Z. (8) and Wollenzin, M. Georgia Tech - Mark Pope; Matt Grimes (2); Devin Stanton (9) and Zane Evans. W-Snodgrass. L-Grimes. HR-Hankins (AP)

2 Southern Miss . . . 2 8 0
1 Georgia Tech 6 9 1
Thomason; Day(2); Cargill(3) and Fowler. Jed Bradley; Clay Dalton(8) and Zane Evans. W-Bradley. L-Thomason. HR-Palka (GT); Thomas (GT).

1 Georgia Tech . . . 12 18 2
4 Austin Peay 2 5 1
Buck Farmer and Zane Evans; Mitch Earnest. Toney, Z.; Harper, Ry.(3); Hebert, M.(7); Belew, A.(8); Edlin, C.(9) and Torres, P. W-Farmer. L-Toney. HR-Matt Skole (GT); Palka (GT); Davies (GT); Evans (GT).

Championship
1 Georgia Tech 3 6 5
3 Mississippi State . . 7 10 1
DeAndre Smelter; Dusty Isaacs(3); Luke Bard(3); Kevin Jacob(8) and Zane Evans. Routt and Thigpen. W-Routt. L-Smelter. HR-Evans (GT).

NCAA TOURNAMENT BOX SCORES

2012

RUNNER-UP
Gainesville Regional
McKethan Stadium
Gainesville, Fla.
Record: 2-2
Selection: Automatic
Seed: No. 2

3 Coll. of Charleston 4 13 1
2 Georgia Tech 8 11 1
Christian Powell; Nick Osterman(4); Jake Zokan(6) and Jimmy Holton; Ryan Welke. Cole Pitts; Dusty Isaacs(4) and Zane Evans. W-Isaacs. L-Powell. HR-Marty Gantt (CC). Brandon Thomas (GT); Jake Davies (GT).

1 Florida 6 9 1
2 Georgia Tech 2 12 2
Hudson Randall; Steven Rodriguez(6) and Mike Zunino. Buck Farmer; Jarrett Didrick(8) and Zane Evans. W-Randall. L-Farmer. S-Rodriguez. HR-Preston Tucker (UF); Mike Zunino (UF).

2 Georgia Tech 3 8 0
3 Coll. of Charleston 0 3 0
Alex Cruz; Zane Evans(7) and Connor Lynch. Josh Renfro; Kyle Owings(8); Jake Zokan(9); David Peterson(9) and Jimmy Holton; Ryan Welke. W-Cruz. L-Renfro. S-Evans. HR-Connor Lynch (GT).

Championship
2 Georgia Tech 3 6 1
1 Florida 15 11 0
Jake Davies; Josh Heddinger(3); Clay Dalton(5); Jonathan Roberts(8) and Zane Evans; Mitch Earnest. Brian Johnson; Bobby Poyner(6); Karsten Whitson(7); Johnny Magliozzi(8); Greg Larson(8); Austin Maddox(9) and Mike Zunino. W-Johnson. L-Davies. HR-Sam Dove (GT); Evan Martin (GT). Mike Zunino (UF).

2013

RUNNER-UP
Nashville Regional
Hawkins Field
Nashville, Tenn.
Record: 3-2
Selection: At-Large
Seed: No. 2

3 Illinois 6 9 0
2 Georgia Tech 4 10 0
Duchene, K.; Muck, Ronnie(8); Roberts, Bryan(9) and Goldstein, J. Dusty Isaacs; Cole Pitts(6); Alex Cruz(8); Daniel Palka(8) and Zane Evans. W-Duchene, K. S-Roberts, Bryan. L-Dusty Isaacs(4-8). HR Parr, Jordan 2 (ILL). Thomas Smith (GT).

2 Georgia Tech 5 11 2
4 East Tenn. State . . 1 3 1
Buck Farmer; Jonathan Roberts(7) and Zane Evans. Doane, Kerry; Chesney, Will(8) and Hershey, Mason. W-Buck Farmer. S-Jonathan Roberts. L-Doane, Kerry.

2 Georgia Tech 6 14 1
3 Illinois 3 10 1
Jonathan King; Zane Evans(7) and Mitch Earnest. Castellanos; Johnson, Drasen(6); Roberts, Bryan(8) and Goldstein, J. W-Zane Evans. L-Roberts, Bryan. HR-Parr, Jordan (IL).

1 Vanderbilt 0 2 1
2 Georgia Tech 5 12 0
Walker Buehler; Adam Ravenelle(7) and Spencer Navin. Josh Heddinger and Mitch Earnest. W-Josh Heddinger. L-Walker Buehler. HR - Mitch Earnest (GT).

Championship
2 Georgia Tech 1 4 1
1 Vanderbilt 7 13 1
Buck Farmer; Alex Cruz(5); Devin Stanton(6); Joe Wiseman(6); Cole Pitts(7) and Mitch Earnest. Philip Pfeifer; Brian Miller(6) and Spencer Navin. W-Philip Pfeifer. L-Buck Farmer. S-Brian Miller.

2014

Oxford Regional
Swayze Field
Oxford, Miss.
Record: 1-2
Selection: Automatic
Seed: No. 3

3 Georgia Tech 0 4 1
2 Washington 8 11 0
Josh Heddinger; Zac Ryan(6); Ben Schniederjans(8) and Arden Pabst. Tyler Davis, and Austin Rei W-Tyler Davis. L-Josh Heddinger.

2 Georgia Tech 4 12 0
4 Jacksonville State . 2 11 0
Devin Stanton; Sam Clay(6); Dusty Isaacs(8) and Mitch Earnest. Taylor Shields; Michael Mason(7); Travis Stout(8) and Cal Lambert. W-Dusty Isaacs. L-Travis Stout.

2 Washington 4 8 1
3 Georgia Tech 2 5 0
Jared Fisher; Brandon Choate (5); Trevor Dunlap (6) and Parker Guinn; Austin Rei. Matthew Grimes; Ben Parr(7) and Arden Pabst. W-Jared Fisher. L-Matthew Grimes. S-Trevor Dunlap. HR-Andrew Ely (UW).

2016

RUNNER-UP
Gainesville Regional
McKethan Stadium
Gainesville, Fla.
Record: 2-2
Selection: At-Large
Seed: No. 2

3 Connecticut 7 9 0
2 Georgia Tech 6 8 0
Cate; Polonia (7); Dandeneau (7); Rutolo (8) and Susi. Zac Ryan; Ben Parr (2); Jake Lee (5); Matthew Gorst (9) and Arden Pabst. W-Cate. L-Zack Ryan. S-Rutolo. HR-Matt Gonzalez (GT).

2 Georgia Tech . . . 12 15 0
4 Bethune-Cookman . 3 7 0
Brandon Gold; Keyton Gibson (8); Jared Datoc (9) and Arden Pabst. Hernandez, G.; Seibold, A. (3); Coutinho, I. (7); Olszewski, Z. (9) and Middleton, C.
W-Brandon Gold. L-Seibold, A.
HR-Tristin English (GT).

2 Georgia Tech 7 14 1
3 Connecticut 5 7 1
Ben Parr; Burton Dulaney (6); Matthew Gorst (6) and Joey Bart. Montgomerie; Dandeneau (5); Over (7); Ruotolo (8) and Lefevre. W-Matthew Gorst. L-Ruotolo. HR-Joey Bart (GT).

1 Florida 10 12 1
2 Georgia Tech 1 6 2
Faedo; Moss (9); Anderson (9) and Rivera. Cole Pitts; Keyton Gibson (5); Jared Datoc (6); Micah Carpenter (7); Bailey Combs (8); Bobby Gauvreau (9); Zac Ryan (9); Robert Winborne (9) and Arden Pabst.
W-Faedo. L-Cole Pitts.

GEORGIA TECH YEAR-BY-YEAR AT THE NCAA TOURNAMENT

Year	*NCAA Tournament Record*	
1947		
1948		
1949		
1950		
1951		
1952		
1953		
1954		
1955		
1956		
1957		
1958		
1959	1-2	
1960		
1961		
1962		
1963		
1964		
1965		
1966		
1967		
1968		
1969		
1970		
1971	3-2	District III runner-up
1972		
1973		
1974		
1975		
1976		
1977		
1978		
1979		
1980		
1981		
1982		
1983		
1984		
1985	3-2	South II Region runner-up
1986	3-2	Atlantic Region runner-up
1987	0-2	
1988	2-2	
1989	1-2	
1990	0-2	
1991	2-2	
1992	2-2	
1993	2-2	
1994	7-2	CWS National runner-up
1995	0-2	
1996	3-2	South II Region runner-up
1997	2-2	
1998	3-2	Midwest Region runner-up
1999		
2000	3-2	Atlanta Super Regional runner-up
2001	0-2	
2002	6-2	CWS fifth-place
2003	0-2	
2004	3-2	Atlanta Super Regional runner-up
2005	3-3	Atlanta Super Regional runner-up
2006	5-2	CWS seventh-place
2007		
2008	2-2	Athens Region runner-up
2009	3-2	Atlanta Region runner-up
2010	2-2	Atlanta Region runner-up
2011	2-2	Atlanta Region runner-up
2012	2-2	Gainesville Region runner-up
2013	3-2	Nashville Region runner-up
2014	1-2	
2015		
2016	2-2	Gainesville Region runner-up
2017		
TOTALS	***71-63***	

COLLEGE WORLD SERIES TEAMS



1994 Georgia Tech
College World Series Team

Players
Matt Barr, OF
Tucker Barr, C/RHP
Scott Byers, 1B
Carlos Cason, RHP
Geoff Duncan, RHP
Adam Easterling, OF
Nomar Garciaparra, SS
Al Gogolin, RHP
Buck Hall, LHP
Brandon Hensley, 3B
Brandon Hutchins, LHP
Jimy Lincoln, IF
Shane McGill, RHP
Scott McIntyre, 2B
Chris Myers, RHP
Jay Payton, OF
Brad Rigby, RHP
Ryan Ritter, OF
Matt Saier, OF
Michael Smith, OF
Michael Sorrow, IF
Jason Varitek, C
L.J. Yankosky, RHP

Coaches
Danny Hall - Head Coach
Rick Hatcher - Assistant Coach
Paul Mears - Assistant Coach
Jeff Guy - Assistant Coach

Support Staff
Walter Smith - Trainer
Shane Rose - Student Trainer
Jimmy Luck - Manager

Omaha, at last. Georgia Tech's baseball squad finally reached college baseball's promised land in the summer of 1994 under first-year head coach Danny Hall. Over the previous decade, Georgia Tech had produced one of America's most consistent baseball programs, averaging 45 wins per season while earning 10-straight NCAA Tournament invitations. Included in that span were numerous national and No. 1-rankings, and yet no College World Series appearances. But all of that changed in 1994 when the Yellow Jackets outlasted a talented Washington club, 18-7, in the final game of the Midwest II Regional in Wichita, Kansas.

With four of the premier talents in all of college baseball, including consensus first-team All-Americas Jason Varitek, Nomar Garciaparra and Jay Payton, and second-team All-American Brad Rigby - all four of whom were taken among the first 36 players in the June, 1994, draft - Tech headed to Omaha, where they came within one win of the school's first NCAA title.

The Yellow Jackets faced a talented Cal State Fullerton team in the opening game of the 1994 College World Series, with both teams throwing their aces. The Jackets drew first blood in the bottom of the fifth inning when Garciaparra earned a bases-loaded walk. Rigby then took over, striking out the side in the sixth while adding whiffs in the seventh and eighth as well as two more in the ninth to finish with a three-hitter and 10 strikeouts.

A familiar foe was on deck, with Georgia Tech squaring off against Mike Martin's Florida State team in Yellow Jackets' second game of the College World Series. With the score knotted at 4-4 in the top of the ninth inning, Varitek singles home Garciaparra with the first run of an eight-run explosion that set a CWS record for scoring in an extra frame. Matt Saier, the No. 9 hitter in the Tech order, capped the outburst with a grand slam to help the Jackets move on to game three.

Faced with a rematch against Cal State Fullerton, Tech stood one win away for playing for the championship. Payton snapped a 1-for-8 CWS slump with a two-run homer in the top of the first inning, but the Titans tied the game with runs in the first and fourth innings against Rigby. Both teams relied on pitching and defense over the next seven innings before Garciaparra ended the scoring drought with a solo home run in the top of the 12th inning. Fullerton quickly responded by putting runners on the corners with no outs, but Chris Myers struck out DH Sal Mancuso, popped up first baseman D.C. Olsen and retired left fielder Brian King on a liner to Payton to give the Yellow Jackets a berth in the NCAA championship game.

The Yellow Jackets' enjoyment in the title match up is short-lived, as Oklahoma scored a pair of runs in the bottom of the first inning before home runs in the second and third innings by Varitek and Garciaparra tie the game at 2-2. Disaster struck for Georgia Tech over the next three innings though, as the Yellow Jackets yielded nine runs - five in the fourth and four more in the sixth - to the Sooners, who went on to capture the national title with a 13-5 win.

Georgia Tech ended the 1994 season with its highest final ranking ever. Collegiate Baseball, Baseball America and USA Today all ranked the Yellow Jackets No. 2 in the year-end polls, a mark that has been unmatched since Tech's magical 1994 run.

College World Series Results
Georgia Tech 2, Cal State Fullerton 0
Georgia Tech 12, Florida State 4
Georgia Tech 3, Cal State Fullerton 2

National Championship Game:
Oklahoma 13, Georgia Tech 5

COLLEGE WORLD SERIES TEAMS

Georgia Tech 2, CS-Fullerton 0
June 3, 1994 at Omaha, Neb. (Rosenblatt Stadium)

Cal State Fullerton	AB	R	H	RBI	BB	SO	PO	A	LOB
Dante Powell cf	4	0	0	0	0	0	2	0	
Craig Skyberg 3b	0	0	0	0	0	0	0	2	
Mark Kotsay lf	3	0	1	0	1	1	3	0	
Jeff Ferguson, 2b	4	0	1	0	0	0	3	2	
Bret Hemphill c	3	0	0	0	0	2	4	1	
Sal Mancuso dh	4	0	0	0	0	1	0	0	
Adam Millan 1b	3	0	0	0	1	1	9	1	
Jeremy Giambi rf	4	0	1	0	0	1	2	0	
Jason Gill 3b/ss	2	0	0	0	0	1	0	1	
Jim Betzsold ph	1	0	0	0	0	1	0	0	
Jack Jones ss	2	0	0	0	0	1	0	1	
Brian King ph/cf	1	0	0	0	0	1	0	0	
All Pitchers Combined	0	0	0	0	0	0	1	2	
Totals	31	0	3	0	2	10	24	11	8

Georgia Tech	AB	R	H	RBI	BB	SO	PO	A	LOB
Nomar Garciaparra ss	3	0	0	1	1	0	0	4	
Scott McIntyre 2b	3	0	1	0	1	1	2	2	
Jason Varitek c	3	0	0	0	0	0	10	2	
Jay Payton cf	2	0	0	0	2	0	1	0	
Scott Byers 1b	4	0	0	0	0	0	10	0	
Brandon Hensley 3b	4	1	2	0	0	1	2	6	
Michael Sorrow dh	2	1	1	1	0	0	0	0	
Michael Smith lf	3	0	1	0	0	2	1	0	
Matt Saier rf	2	0	0	0	0	0	1	0	
Brad Rigby p	0	0	0	0	0	0	0	1	
Totals	26	2	5	2	4	4	27	15	7

Cal State Fullerton 000 000 000 - 0 3 0
Georgia Tech 000 010 10X - 2 5 2

E - Hensley (14); McIntyre (13). DP - CSF 1. 2B - Kotsay (11). HR - Sorrow (1). HBP - Hemphill; Gill; Saier. SH - Sorrow; Varitek. SB - Ferguson (30).

Cal State Fullerton	IP	H	R	ER	BB	SO
Mike Parisi	7.1	5	2	2	3	3
Chad Rolish	0.1	0	0	0	1	0
Dan Ricabal	0.1	0	0	0	0	1

Georgia Tech	IP	H	R	ER	BB	SO
Brad Rigby	9.0	3	0	0	2	10

Win - Rigby (14-4). Loss - Parisi (11-4). Save - None. WP - Rigby. HBP - by Rigby (Hemphill); by Rigby (Gill); by Parisi (Saier). Umpires - HP: John Magnusson 1B: Tim Henderson 2B: Dick Runchey 3B: Bob Nelson Start: 2:37 pm Time: 2:19 Attendance: 9000

Georgia Tech 12, Florida State 4
June 5, 1994 at Omaha, Neb. (Rosenblatt Stadium)

Georgia Tech	AB	R	H	RBI	BB	SO	PO	A	LOB
Nomar Garciaparra ss	6	2	2	1	0	1	7	4	
Scott McIntyre 2b	5	2	2	0	1	0	0	4	
Jason Varitek c	5	2	3	4	1	1	7	4	
Jay Payton cf	6	0	1	0	0	2	0	0	
Scott Byers 1b	4	1	2	0	1	1	9	0	
Brandon Hensley 3b	5	1	1	0	0	2	0	1	
Michael Sorrow dh	4	1	0	1	1	0	0	0	
Michael Smith lf	4	1	0	1	1	1	5	0	
Matt Saier rf	4	2	1	4	1	0	1	0	
All Pitchers Combined	0	0	0	0	0	0	1	0	
Totals	43	12	12	11	6	8	30	13	7

Florida State	AB	R	H	RBI	BB	SO	PO	A	LOB
Mickey Lopez 2b	3	0	1	1	0	0	3	6	
Mike Buttery ph	1	0	0	0	0	1	0	0	
Doug Mientkiewicz 1b	5	0	1	1	0	1	12	2	
Mike Martin c	3	0	0	0	2	0	8	1	
Colby Weaver dh	2	0	0	0	0	2	0	0	
Mike Bell ph	1	0	0	0	0	0	0	0	
Jeremy Morris pr/dh	1	0	0	0	0	1	0	0	
Randy Hodges rf	3	1	0	0	1	1	1	0	
Link Jarrett ss	2	0	1	1	1	0	1	2	
Scott Zech lf	4	0	1	0	0	1	1	0	
Steve Nedeau cf	3	2	3	0	1	0	3	0	
Jack Niles 3b	4	1	1	0	0	0	0	5	
All Pitchers Combined	0	0	0	0	0	0	1	0	
Totals	32	4	8	3	5	7	30	16	6

Georgia Tech 000 040 000 8 - 12 12 3
Florida State 000 000 000 0 - 4 8 4

E - Gogolin (5) McIntyre (14); Varitek (7); Martin (7); Niles 2(14); Zech (2). DP - Georgia Tech 2, Florida State 1. 2B - Nedeau (7). HR - Saier (2); Varitek (16). SH - Jarrett; Weaver. SF - Lopez. SB - Hodges (18). CS - Saier; J.Morris; Jarrett.

Georgia Tech	IP	H	R	ER	BB	SO
Al Gogolin	7.0	4	4	2	5	5
Chris Myers	2.0	3	0	0	0	0
Tucker Barr	1.0	1	0	0	0	2

Florida State	IP	H	R	ER	BB	SO
Jonathan Johnson	8.0	8	4	3	0	6
Phil Olson	1.1	3	6	5	3	1
David Yocum	0.0	1	2	2	1	0
Chuck Howell	0.2	0	0	0	2	1

Win - Myers (5-3). Loss - Olson (5-4). Save - None. WP - Gogolin; Howell. HP: Dan Pedersen 1B: John Magnusson 2B: Bill Davis 3B: Dick Runchey Start: 2:36 pm Time: 3:13 Attendance: 16000

Georgia Tech 3, CS-Fullerton 2
June 8, 1994 at Omaha, Neb. (Rosenblatt Stadium)

Georgia Tech	AB	R	H	RBI	BB	SO	PO	A	LOB
Nomar Garciaparra ss	6	1	2	1	0	1	2	4	
Scott McIntyre 2b	3	0	0	0	3	0	7	5	
Jason Varitek c	4	1	0	0	2	0	15	2	
Jay Payton cf	6	1	3	2	0	2	1	0	
Scott Byers 1b	5	0	1	0	1	1	8	3	
Brandon Hensley 3b	5	0	1	0	0	0	0	0	
Michael Sorrow dh	4	0	2	0	0	0	0	0	
Michael Smith lf	3	0	1	0	0	1	1	0	
Adam Easterling ph/lf	2	0	1	0	0	0	0	0	
Matt Saier rf	4	0	0	0	1	2	2	0	
All Pitchers Combined	0	0	0	0	0	0	0	0	
Totals	42	3	11	3	7	8	36	14	11

Cal State Fullerton	AB	R	H	RBI	BB	SO	PO	A	LOB
Jeff Ferguson, 2b	4	1	1	0	2	2	2	3	
Mark Kotsay lf/rf	4	0	2	0	0	2	2	1	
Dante Powell cf	4	0	3	0	2	0	6	0	
Bret Hemphill c	3	0	0	1	2	2	9	1	
Chris Remala pr	0	0	0	0	0	0	0	0	
Sal Mancuso dh	6	0	0	0	0	4	0	0	
Adam Millan 1b	5	0	3	0	0	0	8	0	
Tony Miranda pr	0	0	0	0	0	0	0	0	
D.C. Olsen 1b	1	0	0	0	0	0	2	0	
Jeremy Giambi rf	3	1	1	1	1	0	2	0	
Jason Gill 3b/ss	1	0	1	0	0	0	0	0	
Jim Betzsold ph	0	0	0	0	1	0	0	0	
Craig Skyberg 3b	2	0	0	0	0	2	0	1	
Brian King ph/lf	2	0	0	0	1	0	1	0	
Jack Jones ss	5	0	0	0	0	3	4	4	
All Pitchers Combined	0	0	0	0	0	0	0	6	
Totals	40	2	11	2	9	15	36	16	15

Georgia Tech 200 000 000 001 - 3 11 2
Cal State Fullerton 100 100 000 000 - 2 11 1

E - Saier (4); Varitek (8); Silva (1). DP - Georgia Tech 2, CSF 4. 2B - Garciaparra (26); Hensley (18); Sorrow (8); Kotsay (13). HR - Garciaparra (15); Payton (20); Giambi (2). SH - Hemphill; Kotsay 2. SB - McIntyre (11); Powell (48). CS - Ferguson; Skyberg.

Georgia Tech	IP	H	R	ER	BB	SO
Brad Rigby	8.0	7	2	2	6	9
Chris Myers	4.0	4	0	0	3	6

Cal State Fullerton	IP	H	R	ER	BB	SO
Mike Parisi	7.0	6	2	2	6	4
Ted Silva	4.0	4	1	1	1	4
Chad Rolish	0.2	0	0	0	0	0
Matt Wagner	0.1	1	0	0	0	0

Win - Myers (6-3). Loss - Silva (4-4). Save - None. WP - Rigby. HP: Bob Nelson 1B: Bill Davis 2B: Dan Pedersen 3B: Dick Runchey Start: 6:36 pm Time: 3:50 Attendance: 17766

National Championship Game
Oklahoma 13, Georgia Tech 5
June 11, 1994 at Omaha, Neb. (Rosenblatt Stadium)

Georgia Tech	AB	R	H	RBI	BB	SO	PO	A	LOB
Nomar Garciaparra ss	5	1	2	1	0	0	3	4	
Scott McIntyre 2b	5	0	0	0	0	1	3	7	
Jay Payton cf	5	0	2	0	0	1	0	0	
Jason Varitek c	3	2	2	1	2	0	4	1	
Brandon Hensley 3b/1b	4	1	1	0	0	0	1	4	
Scott Byers 1b	1	0	0	0	2	0	12	0	
Tucker Barr ph	0	0	0	0	1	0	0	0	
Jimy Lincoln pr	0	1	0	0	0	0	0	0	
Adam Easterling lf	0	0	0	0	0	0	0	0	
Michael Sorrow dh	2	0	1	2	1	0	0	0	
Matt Barr ph	1	0	1	0	0	0	0	0	
Michael Smith lf/rf	4	0	1	1	0	0	0	0	
Matt Saier rf	3	0	0	0	0	2	1	0	
Ryan Ritter ph/3b	1	0	0	0	0	1	0	0	
All Pitchers Combined	0	0	0	0	0	0	0	2	
Totals	34	5	10	5	6	5	24	18	8

Oklahoma	AB	R	H	RBI	BB	SO	PO	A	LOB
Aric Thomas lf	5	3	3	1	0	0	2	0	
Dustin Hansen lf	0	0	0	0	0	0	0	0	
Darvin Traylor rf	4	3	3	1	1	0	1	0	
Rick Gutierrez 2b	4	1	2	3	1	0	2	3	
Damon Minor dh	4	1	1	3	0	1	0	0	
Chris Bradshaw ph	0	0	0	0	1	0	0	0	
Rich Hills ss	4	1	2	2	0	1	1	4	
Chip Glass cf	5	2	2	1	0	0	5	0	
J.J. Mariani 3b	3	0	2	2	2	0	1	1	
Ryan Minor 1b	4	1	0	0	0	1	9	1	
Mark Soto ph/1b	1	0	0	0	0	1	3	0	
Javier Flores c	5	1	1	0	0	0	2	6	
All Pitchers Combined	0	0	0	0	0	0	1	3	
Totals	39	13	16	13	5	4	27	18	8

Georgia Tech 011 002 010 - 5 10 4
Cal State Fullerton 200 504 20X - 13 16 0

E - Hensley 2(16); Saier (5); Varitek (9). DP - Georgia Tech 2, Oklahoma 1. 2B - Payton (27); Sorrow (9); Hills (28). 3B - Traylor (3). HR - Garciaparra (16); Varitek (17); D. Minor (14); Glass (6). SB - Glass (26). CS - Garciaparra; Mariani

Georgia Tech	IP	H	R	ER	BB	SO
Al Gogolin	3.1	7	7	3	3	0
Chris Myers	2.2	5	4	4	0	3
Shane McGill	1.0	4	2	2	1	0
Carlos Cason	1.0	0	0	0	1	1

Oklahoma	IP	H	R	ER	BB	SO
Kevin Lovingier	2.0	3	2	2	2	2
Shawn Snyder	1.0	1	0	0	1	0
Tim Walton	2.1	2	2	2	2	1
Bucky Buckles	3.2	4	1	1	1	2

Win - Walton (7-3). Loss - Gogolin (12-3). Save - Buckles (14). WP - McGill. HBP - by Myers (Hills). HP: Dick Runchey 1B: Dan Pedersen 2B: Bob Nelson 3B: John Magnusson LF: Tim Henderon RF: Bill Davis. Start: 12:07 pm Time: 2:50 Attendance: 21503

COLLEGE WORLD SERIES TEAMS

2002 Georgia Tech College World Series Team

Players
Kyle Bakker, LHP
Brandon Boggs, OF
Matthew Boggs, 3B
Brian Burks, RHP
Jordan Crews, RHP
Chris Goodman, RHP
Garrett Groce, IF
Jake Hall, IF
Cameron Lane, IF
Victor Menocal, SS
Matt Murton, OF
Davis Myers, IF
Mike Nickeas, C
Tyler Parker, C
Eric Patterson, 2B
Jason Perry, 1B
Philip Perry, RHP
Clifton Remole, 3B
Wes Rynders, OF
Kyle Schmidt, RHP
Jeremy Slayden, OF
Drew Taylor, LHP
Nick Wagner, RHP
Aaron Walker, LHP
Jeff Watchko, RHP

Coaches
Danny Hall - Head Coach
Bobby Moranda - Associate Head Coach
Scott Stricklin - Assistant Coach
Jon Palmieri - Volunteer Assistant Coach

Support Staff
Steve Tamborra - Strength and Conditioning Coach
Walter Smith - Trainer
Sammy Crawford - Manager

With Georgia Tech's emphatic 11-5 victory over Florida Atlantic to win the NCAA Atlanta Super Regional, Kyle Bakker was looking forward to the homecoming he'd always dreamed of. A native of Omaha, Bakker returned to his hometown as part of just the second Georgia Tech team to ever advance to the College World Series. The big man didn't disappoint in his one and only hometown appearance either - shutting out South Carolina through eight innings while recording nine strikeouts to lead Georgia Tech to an 11-0 win in the Yellow Jackets' opening game of the 2002 College World Series. Victor Menocal and Matt Murton recorded four hits apiece to pace Tech's offense, and Brian Burks shut the door on the Gamecocks by recording three outs on just six pitches to end the game.

The Yellow Jackets didn't fare as well two days later, as Clemson jumped on Georgia Tech early with an eight-run explosion in the second inning. Tech would get as close as two runs in the sixth inning, but Matt Henrie held the Yellow Jackets to just one hit over the final 2.1 innings to preserve the Tigers' 9-7 win. Menocal and Jason Perry collected three hits apiece and Murton and Eric Patterson each added two hits in the game as Georgia Tech out-hit the Tigers, 14-9, and played flawless defense, but struggled to drive in runs, leaving a staggering 13 men on base.

Playing out of the loser's bracket two days later, Georgia Tech again faced the Gamecocks but couldn't produce the same results. Timely hitting by the Gamecocks, combined with costly errors by the Yellow Jackets, helped South Carolina stake a 9-2 lead through 7.5 innings. Tech answered with a pair of runs in the bottom of the seventh on a two-run home run by Jeremy Slayden, and the Jackets tacked on another run in the bottom of the eighth inning, but the comeback fell short as South Carolina moved on with a 9-5 win.

The 2002 season was one of the finest in school history, as the Yellow Jackets set a new school record with 52 wins while eclipsing the 50-win mark for the fourth time in the program's history. Six Yellow Jackets were selected in the 2002 MLB Draft, including Victor Menocal, who was named to the All-College World Series team after batting a blistering .563 with six runs scored in Omaha.

The Yellow Jackets also finished as a consensus top-10 team for just the third time under head coach Danny Hall, including a No. 5 final ranking by Collegiate Baseball and USA Today while Baseball America ranked Georgia Tech at No. 8.

College World Series Results

Georgia Tech 11, South Carolina 0
Clemson 9, Georgia Tech 7
South Carolina 9, Georgia Tech 5

COLLEGE WORLD SERIES TEAMS

Georgia Tech 11, South Carolina 0
June 14, 2002 at Omaha, Neb. (Rosenblatt Stadium)

Georgia Tech	AB	R	H	RBI	BB	SO	PO	A	LOB
Eric Patterson 2b	6	1	1	0	0	3	1	5	2
Victor Menocal ss	6	3	4	1	0	1	1	2	0
Davis Myers ss	0	0	0	0	0	0	0	0	0
Jeremy Slayden rf	4	1	2	1	1	1	0	0	0
Garrett Groce rf	0	0	0	0	0	0	0	0	0
Matt Murton lf	5	2	4	1	0	0	2	0	0
Tyler Parker c	4	0	0	0	0	1	8	1	4
Mike Nickeas c	0	0	0	0	0	0	0	0	0
Jason Perry 1b	3	2	2	2	2	0	10	0	0
Wes Rynders cf	4	2	2	3	0	1	4	0	0
Matthew Boggs 3b	5	0	2	2	0	0	1	0	2
Jake Hall 3b	0	0	0	0	0	0	0	1	0
Brandon Boggs dh	4	0	2	1	0	0	0	0	1
Clifton Remole ph	1	0	0	0	0	1	0	0	0
Kyle Bakker p	0	0	0	0	0	0	0	0	0
Brian Burks p	0	0	0	0	0	0	0	0	0
Totals	42	11	19	11	3	8	27	9	9

South Carolina	AB	R	H	RBI	BB	SO	PO	A	LOB
Drew Meyer ss	4	0	0	0	0	2	4	1	1
Steve Thomas rf	4	0	1	0	0	0	0	1	1
Yaron Peters 1b	4	0	2	0	0	0	6	0	0
Brian Buscher 3b	4	0	1	0	0	0	2	1	0
Garris Gonce lf	3	0	0	0	0	3	0	0	3
Trey Dyson dh	4	0	1	0	0	1	0	0	1
Kevin Melillo 2b	4	0	1	0	0	0	2	2	1
Landon Powell c	3	0	0	0	0	2	7	3	0
Jared Greenwood ph	1	0	0	0	0	0	0	0	0
Jon Coutlangus cf	1	0	0	0	1	1	5	0	1
Demetric Smith ph	1	0	0	0	0	0	0	0	0
Tim Seaton cf	0	0	0	0	0	0	0	0	0
Gary Bell p	0	0	0	0	0	0	0	1	0
Aaron Rawl p	0	0	0	0	0	0	0	0	0
Steven Bondurant p	0	0	0	0	0	0	0	0	0
Rocky Evans p	0	0	0	0	0	0	1	0	0
Cliff Donald p	0	0	0	0	0	0	0	0	0
Totals	33	0	6	0	1	9	27	9	8

Georgia Tech 200 150 120 - 11 19 0
South Carolina 000 000 000 - 0 6 2

E - Melillo, K(10); Bell, G(5). 2B - Murton, M. 2(14); Rynders, W.(10); Boggs, B.(17); Melillo, K(11). 3B - Menocal, V.(2). HR - Rynders, W.(3). HBP - Parker, T.; Gonce, G. SH - Rynders, W.(4). CS - Slayden, J.(1)

Georgia Tech	IP	H	R	ER	BB	SO	NP
Kyle Bakker	8.0	6	0	0	1	9	98
Brian Burks	1.0	0	0	0	0	0	6

South Carolina	IP	H	R	ER	BB	SO	NP
Gary Bell	4.0	9	5	5	2	2	90
Aaron Rawl	0.1	2	3	3	1	1	12
Steven Bondurant	2.2	5	1	1	0	0	39
Rocky Evans	1.0	3	2	2	0	2	30
Cliff Donald	1.0	0	0	0	0	3	12

Win - Bakker, K. (13-2). Loss - Bell, G (10-3). Save - None. WP - Bakker, K.(3). HBP - by Bakker, K. (Gonce, G); by Evans, R (Parker, T.). PB - Powell, L(7). Inherited runners/scored: Rawl, A 2/2; Bondurant, S 2/2. Umpires - HP: Perry Costello 1B: Nick Zibelli 2B: A.J. Lostaglio 3B: Jim Garman Start: 1:10 pm Time: 2:45 Attendance: 24711

Clemson 9, Georgia Tech 7
June 16, 2002 at Omaha, Neb. (Rosenblatt Stadium)

Clemson	AB	R	H	RBI	BB	SO	PO	A	LOB
Zane Green dh	5	0	1	0	0	1	0	0	0
Khalil Greene ss	4	1	0	0	1	0	3	4	0
Jeff Baker 3b	5	1	1	3	0	3	0	3	0
Michael Johnson 1b	3	3	3	2	1	0	6	1	0
Roberto Valiente lf	3	1	2	1	0	1	1	0	1
L.J. DeMaino ph/lf	1	0	0	0	0	0	1	0	0
Jarrod Schmidt rf	3	0	0	0	0	2	2	0	0
Kyle Frank cf	4	1	1	1	0	0	3	0	2
Steve Pyzik c	3	1	0	0	1	0	8	0	0
David Slevin 2b	4	1	1	2	0	1	2	2	0
Tyler Lumsden p	0	0	0	0	0	0	0	0	0
Jeff Hahn p	0	0	0	0	0	0	0	0	0
Matt Henrie p	0	0	0	0	0	0	1	1	0
Totals	35	9	9	9	3	8	27	11	3

Georgia Tech	AB	R	H	RBI	BB	SO	PO	A	LOB
Eric Patterson 2b	4	1	2	1	1	0	1	0	0
Victor Menocal ss	5	1	3	1	1	0	3	1	1
Jeremy Slayden rf	3	0	0	0	1	2	3	1	5
Matt Murton lf	5	1	2	0	0	1	5	0	2
Tyler Parker c	5	1	1	0	0	0	8	0	2
Jason Perry 1b	4	2	3	2	1	0	5	0	0
Wes Rynders cf	5	1	1	0	0	0	1	0	3
Matthew Boggs 3b	5	0	1	0	0	2	1	2	0
Brandon Boggs dh	3	0	1	0	1	2	0	0	0
Clifton Remole ph	1	0	0	0	0	0	0	0	0
Garrett Groce pr	0	0	0	0	0	0	0	0	0
Chris Goodman p	0	0	0	0	0	0	0	0	0
Aaron Walker p	0	0	0	0	0	0	0	0	0
Philip Perry p	0	0	0	0	0	0	0	0	0
Jeff Watchko p	0	0	0	0	0	0	0	0	0
Totals	40	7	14	4	5	7	27	4	13

Clemson 080 000 100 - 9 9 1
Georgia Tech 023 001 100 - 7 14 0

E - Baker (13). DP - Clemson 2. 2B - Baker (12); Johnson 2(19); Valiente (7); Murton, M. 2(16). HR - Johnson; Perry, J.(12). HBP - Schmidt; Patterson, E; Slayden, J.. SB - Patterson, E 2 (41); Rynders, W.(11).

Clemson	IP	H	R	ER	BB	SO	NP
Tyler Lumsden	3.0	8	5	3	2	4	80
Jeff Hahn	3.2	5	2	2	3	3	62
Matt Henrie	2.1	1	0	0	0	0	25

Georgia Tech	IP	H	R	ER	BB	SO	NP
Chris Goodman	1.2	5	7	7	2	2	53
Aaron Walker	0.0	2	1	1	0	0	6
Philip Perry	6.1	2	1	1	1	6	88
Jeff Watchko	1.0	0	0	0	0	0	8

Win - Hahn (3-0). Loss - Goodman, C. (8-2). Save - Henrie (1). WP - Henrie (6); Walker, A.(3). HBP - by Lumsden (Patterson, E); by Lumsden (Slayden, J.); by Perry, P. (Schmidt). BK - Hahn (2). Inherited runners/scored: Henrie 2/0; Walker, A. 1/1; Perry, P. 1/0. Umpires - HP: Jim Garman 1B: John Magnusson 2B: Nick Zibelli 3B: A.J. Lostaglio Start: 4:50 pm Time: 3:00 Attendance: 25581

South Carolina 9, Georgia Tech 5
June 18, 2002 at Omaha, Neb. (Rosenblatt Stadium)

South Carolina	AB	R	H	RBI	BB	SO	PO	A	LOB
Drew Meyer ss	5	3	2	2	0	1	3	5	0
Justin Harris cf/2b	4	1	2	2	0	0	3	2	0
Yaron Peters 1b	3	0	0	0	2	2	11	0	0
Steve Thomas rf	4	1	1	1	0	1	4	0	3
Jon Coutlangus cf	1	0	0	0	0	0	0	0	0
Brian Buscher 3b	4	1	1	0	1	2	0	3	2
Garris Gonce lf	4	0	0	0	1	1	2	0	0
Trey Dyson dh	3	1	1	0	1	1	0	0	0
Tim Seaton pr/rf	1	1	0	0	0	1	0	0	1
Landon Powell c	4	0	1	2	0	0	2	0	1
Kevin Melillo 2b	4	1	0	0	0	1	2	2	0
Aaron Rawl p	0	0	0	0	0	0	0	0	0
Totals	37	9	8	7	5	10	27	12	7

Georgia Tech	AB	R	H	RBI	BB	SO	PO	A	LOB
Eric Patterson 2b	5	0	1	0	0	0	4	1	2
Victor Menocal ss	5	2	2	0	0	0	2	3	0
Jeremy Slayden rf	5	1	3	2	0	1	3	0	1
Matt Murton lf	3	1	0	1	0	0	1	0	0
Jason Perry 1b	4	0	1	0	0	0	4	0	1
Tyler Parker c	4	0	1	0	0	1	10	1	0
Matthew Boggs 3b	4	0	2	1	0	0	0	0	1
Wes Rynders cf	4	1	2	0	0	0	3	0	2
Clifton Remole dh	3	0	1	0	0	0	0	0	0
Garrett Groce pr	0	0	0	0	0	0	0	0	0
Brandon Boggs ph	1	0	1	0	0	0	0	0	0
Brian Burks p	0	0	0	0	0	0	0	0	0
Jeff Watchko p	0	0	0	0	0	0	0	0	0
Kyle Schmidt p	0	0	0	0	0	0	0	0	0
Totals	38	5	14	4	0	2	27	5	7

South Carolina 001 400 130 - 9 8 1
Georgia Tech 100 100 021 - 5 14 2

E - Buscher, B(12); Perry, J.(5); Boggs, M.(23). DP - S. Carolina 3. 2B - Harria, J(17); Dyson, T(14); Parker, T. (19). HR - Harris, J(5); Thomas, S(12); Slayden, J.(18). HBP - Harris, J. SF - Murton, M.(3). SB - Meyer, D(38); Seaton, T(3); Melillo, K(4).

South Carolina	IP	H	R	ER	BB	SO	NP
Aaron Rawl	9.0	14	5	4	0	2	117

Georgia Tech	IP	H	R	ER	BB	SO	NP
Brian Burks	3.2	5	5	3	2	4	62
Jeff Watchko	4.1	3	4	4	2	5	69
Kyle Schmidt	1.0	0	0	0	1	1	14

Win - Rawl, A (7-1). Loss - Burks, B. (10-7). Save - None. WP - Rawl, A. (5); Burks, B.(7). HBP - by Burks, B. (HARRIS, J). PB - Parker, T.(7). Inherited runners/scored: Watchko, J. 2/0. Pitches/strikes: Rawl, A
117/85; Burks, B. 62/34; Watchko, J. 69/44; Schmidt, K. 14/7. Umpires - HP: Nick Zibelli 1B: Kevin Dougherty 2B: A.J. Lostaglio 3B: John Magnusson Start: 1:09 pm Time: 2:41 Attendance: 23807

COLLEGE WORLD SERIES TEAMS



2006 Georgia Tech
College World Series Team

Players
Steven Blackwood, OF
Wally Crancer, OF
David Duncan, LHP
Brad Feltes, 3B
Michael Fisher, SS
John Goodman, RHP
Jason Haniger, C
Andy Hawranick, C
Chris Hicks, RHP
Wes Hodges, 3B
Chris House, OF
Michael Hutts, LHP
Jared Hyatt, RHP
Lee Hyde, LHP
Jeff Kindel, OF
Tim Ladd, LHP
Luke Murton, OF
Whit Robbins, 1B
Brad Rulon, RHP
Nick Scherer, C
Ryan Tinkoff, 2B
Mike Trapani, 2B
Ryan Turner, LHP
Matt Wieters, C/RHP
Blake Wood, RHP

Coaches
Danny Hall - Head Coach
Bobby Moranda - Associate Head Coach
Josh Holliday - Assistant Coach
Bryan Prince - Volunteer Assistant Coach

Support Staff
Tom Kinkelaar - Director of Operations
Steve Tamborra - Strength and Conditioning Coach
Walter Smith - Trainer
Josh Smith - Manager
Harry Woodworth - Manager

The 2006 season marked Georgia Tech's third trip to Omaha under head coach Danny Hall, and the Yellow Jackets drew an opening-round match up against a familiar foe, Atlantic Coast Conference champion Clemson. The Yellow Jackets and Tigers were just two of a league-record four ACC teams taking part in the 2006 College World Series, joining Miami and North Carolina in Omaha.

The Yellow Jackets jumped on the Tigers early, scoring three runs in the top of the first inning. Wally Crancer doubled to reach base with one out and scored on a run-scoring single from Matt Wieters. A two-run home run by pitcher-turned-outfielder Jeff Kindel quickly made the score 3-0 in Tech's favor. Meanwhile, junior left-hander Lee Hyde kept Clemson's batters off balance all afternoon, holding the Tigers scoreless through seven innings, but the league champions mounted a comeback in the eighth inning. Clemson scored eight runs in the frame and held on to take the 8-4 win in the opener.

Dropped into the CWS loser's bracket, the Yellow Jackets found themselves matched up against Cal State Fullerton in the tournament's first elimination game on Sunday, June 18. Tech again scored three runs in the first inning, with RBI singles from Kindel and Wes Hodges and a sacrifice fly from Whit Robbins. Blake Wood cruised through the first three innings before yielding runs in both the fourth and fifth. The Titans would take the lead with back-to-back run-scoring hits in the fifth inning to chase Wood, but the Jackets answered with a solo home run from Wieters in the sixth inning to tie the game. The score remained tied until the top of the ninth, when Cal State Fullerton scored two runs on an infield single.

Despite the 0-2 record in Omaha in 2006, the season was special for several reasons. The Yellow Jackets eclipsed the 50-win mark for just the fifth time in history, and fourth under Hall. Tech led the league in runs (8.7 pg), doubles, home runs, RBI, slugging percentage and walks, while seven Yellow Jackets were selected in 2006 MLB Draft, led by second round selection Wes Hodges.

Tech turned in a consensus top-10 season, according to the final national college baseball rankings. Baseball America and USA Today listed the Yellow Jackets' at No. 7, while Collegiate Baseball had Georgia Tech ranked No. 8.

College World Series Results
Clemson 8, Georgia Tech 4
Cal State Fullerton 7, Georgia Tech 5

COLLEGE WORLD SERIES TEAMS

Clemson 8, Georgia Tech 4
June 16, 2006 at Omaha, Neb. (Rosenblatt Stadium)

Georgia Tech	AB	R	H	RBI	BB	SO	PO	A	LOB
Steven Blackwood cf	4	1	0	0	1	3	1	0	0
Wally Crancer rf	5	1	3	0	0	0	0	0	0
Matt Wieters c	3	1	1	1	0	0	7	0	0
Jeff Kindel lf	4	1	2	2	0	0	4	0	3
Whit Robbins 3b	4	0	0	0	0	1	0	0	1
Luke Murton 1b	4	0	2	0	0	0	8	0	0
Wes Hodges dh	3	0	0	0	1	1	0	0	1
Nick Scherer pr	0	0	0	0	0	0	0	0	0
Mike Trapani 2b	3	0	0	0	1	0	3	4	1
Michael Fisher ss	3	0	0	0	0	0	1	4	1
Lee Hyde p	0	0	0	0	0	0	0	2	0
Brad Rulon p	0	0	0	0	0	0	0	0	0
Ryan Turner p	0	0	0	0	0	0	0	0	0
Jared Hyatt p	0	0	0	0	0	0	0	0	0
Tim Ladd p	0	0	0	0	0	0	0	0	0
Totals	33	4	8	3	3	5	24	10	7

Clemson	AB	R	H	RBI	BB	SO	PO	A	LOB
Herman Demmink dh	3	1	0	0	1	0	0	0	0
John Ingram ph	1	0	1	1	0	0	0	0	0
Brad Chalk cf	4	1	1	0	1	1	0	0	0
Marquez Smith 3b	3	1	1	2	2	1	0	1	0
Tyler Colvin lf	5	1	2	0	0	1	3	0	3
Taylor Harbin 2b	3	1	0	0	1	2	1	4	2
Andy D'Alessio 1b	3	1	2	3	1	0	13	0	0
Stan Widmann ss	3	0	0	0	1	0	3	3	0
D.J. Mitchell rf	4	1	1	0	0	0	2	0	1
Adrian Casanova c	4	1	1	1	0	2	5	0	2
Sean Clark p	0	0	0	0	0	0	0	1	0
Ryan Hinson p	0	0	0	0	0	0	0	0	0
Daniel Moskos p	0	0	0	0	0	0	0	0	0
Totals	33	8	9	7	7	7	27	9	8

Georgia Tech	300 000 100 -	4	8	1
Clemson	000 000 08X -	8	9	0

E - Turner, R. (3). DP - Clemson 2. 2B - Crancer, W. 2 (11); M. Smith (19); Mitchell (3). HR - Kindel, J. (14); D'Alessio (23). HBP - Wieters, M.; Fisher, M. SB - Ingram (1); M. Smith (5).

Georgia Tech	IP	H	R	ER	BB	SO	AB	BF	NP
Lee Hyde	7.0	3	2	2	5	6	24	29	103
Brad Rulon	0.0	1	1	0	0	0	1	1	5
Ryan Turner	0.0	2	3	3	1	0	2	3	18
Jared Hyatt	0.1	2	2	2	0	0	3	3	13
Tim Ladd	0.2	1	0	0	1	1	3	4	23

Clemson	IP	H	R	ER	BB	SO	AB	BF	NP
Sean Clark	6.0	7	4	4	2	3	25	29	94
Ryan Hinson	2.0	1	0	0	1	1	5	6	22
Daniel Moskos	1.0	0	0	0	0	1	3	3	10

Win - Honson (4-0). Loss - Turner, R. (4-4). Save - None. WP - Ladd, T.(2). HBP - by Clark (Fisher, M.); by Clark (Wieters, M.). PB - Wieters, M.(2). Inherited runners/scored: Rulon, B. 2/2; Turner, R. 1/1; Ladd, T. 1/1; Hinson 2/1. Umpires - HP: Randy Bruns 1B: John Kleis 2B: Paul Guillie 3B: Tony Maners Start: 1:08 pm Time: 2:44 Attendance: 16045

Cal State Fullerton 7, Georgia Tech 5
June 18, 2006 at Omaha, Neb. (Rosenblatt Stadium)

Cal State Fullerton	AB	R	H	RBI	BB	SO	PO	A	LOB
Justin Turner 2b	5	0	1	1	0	2	3	4	1
Blake Davis ss	5	2	2	0	0	1	3	1	2
Brett Pill 1b	5	1	2	0	0	2	7	1	0
Danny Dorn lf	4	2	1	0	1	1	3	0	0
David Cooper dh	4	0	1	0	0	2	0	0	0
Joe Turgeon pr	0	0	0	0	0	0	0	0	0
Cory Vanderhook ph	1	0	1	2	0	0	0	0	0
Brandon Tripp rf/cf	5	1	3	2	0	1	4	0	0
Clark Hardman cf	3	0	1	1	0	0	2	0	0
Matthew Fahey ph	0	0	0	0	1	0	0	0	0
Jared Clark rf	1	0	0	0	0	0	0	0	2
Evan McArthur 3b	4	1	1	0	0	0	1	0	2
John Curtis c	4	0	2	0	0	1	4	1	2
Dustin Miller p	0	0	0	0	0	0	0	0	0
John Estes p	0	0	0	0	0	0	0	0	0
Adam Jorgenson p	0	0	0	0	0	0	0	1	0
Ryan Paul p	0	0	0	0	0	0	0	1	0
Totals	41	7	15	6	2	10	27	9	9

Georgia Tech	AB	R	H	RBI	BB	SO	PO	A	LOB
Steven Blackwood cf	4	0	0	0	0	2	1	0	3
Wally Crancer rf	4	1	0	0	1	0	1	0	1
Matt Wieters c/p	5	2	2	1	0	1	9	0	1
Jeff Kindel lf	3	2	1	1	2	1	2	0	0
Whit Robbins 3b	3	0	0	1	0	0	3	0	0
Luke Murton 1b	3	0	2	0	1	0	7	0	1
Wes Hodges dh	4	0	1	1	0	0	0	0	1
Andy Hawranick c	0	0	0	0	0	0	1	0	0
Mike Trapani 2b	4	0	2	0	0	1	2	2	3
Michael Fisher ss	3	0	1	0	0	0	1	7	0
Blake Wood p	0	0	0	0	0	0	0	1	0
Tim Ladd p	0	0	0	0	0	0	0	0	0
Brad Rulon p	0	0	0	0	0	0	0	0	0
Totals	33	5	9	4	4	5	27	10	10

Cal State Fullerton	000 112 003 -	7	15	1
Georgia Tech	301 000 100 -	5	9	0

E - Pill(7). DP - CSF 1; Georgia Tech 1. 2B - Pill (20); Trapani, M. (12). 3B - Tripp (6). HR - Wieters, M. (15). HBP - Robbins, W.; Murton, L.. SH - Blackwood, S (2); Fisher, M. (9). SF - Robbins, W.(4).

Cal State Fullerton	IP	H	R	ER	BB	SO	AB	BF	NP
Dustin Miller	6.0	7	5	4	4	4	24	31	115
John Estes	0.1	1	0	0	0	0	2	2	7
Adam Jorgenson	1.0	1	0	0	0	0	2	3	6
Ryan Paul	1.2	0	0	0	0	1	5	6	26

Georgia Tech	IP	H	R	ER	BB	SO	AB	BF	NP
Blake Wood	5.2	10	4	4	0	5	26	26	97
Tim Ladd	0.1	0	0	0	0	1	1	1	6
Brad Rulon	1.2	1	0	0	0	3	6	6	26
Matt Wieters	1.1	4	3	3	2	1	8	10	38

Win - Paul (3-1). Loss - Wieters, M. (1-3). Save - None. WP - Miller (2). HBP - by Miller (Murton, L.); by Paul (Robbins, W.). BK - Rulon, B.(1). Inherited runners/scored: Estes 1/0; Jorgenson 2/0; Paul 1/0; Ladd, T. 2/0; Wieters, M. 1/0. Pitches/strikes: Miller 115/72; Estes 7/5; Jorgenson 6/6; Paul 26/17; Wood, B. 97/62; Ladd, T. 6/3; Rulon, B. 26/16; Wieters, M. 38/22. Umpires - HP: Paul Guillie 1B: Tony Maners
2B: Randy Bruns 3B: John Kleis Start: 1:08 pm Time: 3:41 Attendance: 18974

GEORGIA TECH'S MAJOR LEAGUERS

Listed here are 66 major league baseball players whose enrollment at Georgia Tech is documented by records in the Tech alumni and registrar's offices. Not all of them actually played baseball at Tech, and a few were enrolled for no more than one quarter or one semester. This list was originally compiled with the help of Tech alumnus Richard Musterer and the Society for American Baseball Research.

Total Number of Major Leaguers 67
Total in the Majors in 2018. 7

Total that played for Danny Hall. 25

Under Hall	*At Tech*	*In Majors*
Jason Varitek	1991-94	1997-2011
Nomar Garciaparra	1992-94	1996-2009
Jay Payton	1992-94	1998-2008, '10
Brad Rigby	1992-94	1997-2000
David Elder	1995-97	2002-03
Kris Wilson	1995-97	2000-03, '06
Cory Vance	1998-00	2002-03
Kevin Cameron	1999-01	2007-09
Mark Teixeira	1999-01	2003-16
Jason Perry	2000-02	2008
Matt Murton	2001-03	2005-09
Brandon Boggs	2002-04	2008-11
Eric Patterson	2002-04	2007-11
Micah Owings	2003-04	2007-13
Tyler Greene	2003-05	2009-13
Matt Wieters	**2005-07**	**2009-17**
Mike Nickeas	2002-04	2010-13
Blake Wood	**2004-06**	**2010-14, 16-17**
Charlie Blackmon	**2007-08**	**2011-17**
Derek Dietrich	**2008-10**	**2013-17**
Brandon Cumpton	2008-10	2013-15
Buck Farmer	**2010-13**	**2014-17**
Jed Bradley	2009-11	2016
Jacob Esch	2009-11	2016
Deck McGuire	**2008-10**	**2017**

Horace Allen
Brooklyn-N (1919) **-** Played in four games.

Tom Angley
Chicago-N (1929) **-** Batted .250 in five games.

Red Barron
Boston-N (1929) **-** Batted .190 in 10 games in only major league season.

Mike Bell
Atlanta-N (1990-91) - Played 53 games for the Braves, batting an even .200.

Charlie Bishop
Philadelphia-A (1952-54), Kansas City-A (1955) **-** Had a 10-22 record and a 5.33 ERA in four seasons. Pitched in 69 games, making 37 starts.

Charlie Blackmon
Colorado-N (2011-18) **-** Made his major league debut June 7, 2011 with the Colorado Rockies and hit .255 in 27 games. Hit .283 with two homers for the Rockies in 2012, and played 82 games with a .309 average in 2013. Had another big year in 2014 en route to his first career All-Star Game appearance, hitting .288 with 19 home runs, 72 RBI and 28 stolen bases. Followed up his all-star season of 2014 with another strong season in 2015, hitting .287 with 17 homers and 58 RBI in 157 games. Posted career numbers in 2016 with a .324 average, 29 home runs, 82 RBIs, 111 runs scored and 17 stolen bases to win the NL Silver Slugger Award and the MLBPAA Rockies Heart and Hustle Award. Topped 2016 with even better numbers in 2017, hitting .331 with 37 home runs, 104 RBIs, 137 runs scored, 35 doubles, 14 triples and 14 stolen bases. In 2017, he was named an NL All-Star, competed in the Home Run Derby and won both the NL Sliver Slugger Award and the MLBPAA Rockies Heart and Hustle Award for the second straight year. Crowned the NL Batting Champion with a league leading .331 batting average for the 2017 season, Blackmon also ranked third in the NL in home runs (37), third in slugging percetage (1.000), eighth in RBIs (104) and ninth in on-base percentage (.399). Earned his third all-star selection in 2018, hitting .291 for the year with league-high 119 runs. He finished with 182 hits, 29 home runs and 70 RBI. By starting Game 1 of the NLDS, he became the ninth Yellow Jacket from the Danny Hall era to play in the MLB postseason.

Bud Blemker
Kansas City-A (1960) **-** Lettered in baseball and basketball at Tech. Pitched in one game in 1960 (1 2/3 innings).

Brandon Boggs
Texas-A (2008-10), Milwaukee-N (2011) **-** Made his MLB debut April 29, 2008, and played in 101 games in his first season.

Frank Bolick
Montreal-N (1993), Anaheim-A (1998) **-** Earned spot on roster splitting time between third base and first base for Montreal, picked up by Anaheim in 1997. Played the 1999 season for Chiba Lotte in Japan.

Jung Bong
Atlanta-N (2002-03), Cincinnati-N (2004) **-** Pitched in 44 games as a Brave in 2003.

Jed Bradley
Atlanta-N (2015-16) **-** Made his major league debut on September 3, 2016 with the Atlanta Braves. He went 1-1 overall with an ERA of 5.14 in six appearances out of the bullpen in 2016.

Darren Bragg
Seattle-A (1994-95), Boston-A (1996-99), St. Louis-N (1999), Colorado-N (2000), New York-N (2001), New York-A (2001), Atlanta-N (2002-03), San Diego-N (2004), Cincinnati-N (2004) **-** Made his debut with Seattle during May and June of 1994. Traded to Boston in mid-1996, becoming regular starter in the outfield. Traded to St. Louis in mid-1999, hit .260, then released. Signed with Colorado in 2000, hit .221, then released. Played with the New York Mets and New York Yankees in 2001. Signed with the Atlanta Braves in 2002, and appeared in 213 games over two seasons. Played with San Diego and Cincinnati in 2004.

Kevin Brown
Texas-A (1986-94), Baltimore-A (1995), Florida-N (1996-97), San Diego-N (1998), Los Angeles-N (1999-2003), New York-A (2004-05) **-** Pitched in the World Series twice, in 1997 with the world champion Florida Marlins and in 1998 with San Diego. No. 7 pick of first round in 1986, first full season in majors was 1989. Tied for the American League lead in victories in 1992 with a 21-11 record. Signed with Baltimore as a free agent in 1995, with the Marlins in 1996, San Diego in 1998 and Los Angeles for 1999. Traded to New York prior to the 2004 season. Led NL in ERA in 1996 while winning 17 games. Pitched his first no-hitter vs. San Francisco at 3-Com Park in 1997. Was an All-Star selection in both leagues.

Marlon Byrd
Philadelphia-N (2002-05), Washington-N (2005-06), Texas-A (2007-09), Chicago-N (2010-12), Boston-A (2012), New York-N (2013), Philadelphia-N (2013-14), Cincinnati-N (2015), San Francisco-N (2015), Cleveland Indians-A (2016) **-** Made debut in 2002 with Philadelphia, and played in 10 games. Finished fifth in the 2003 NL Rookie of the Year voting. Traded to Washington in 2005, playing two seasons for the Nationals. Spent 2007-2009 with the Rangers, playing in 377 games in three seasons. Had his best season to date in 2009 hitting 20 home runs while collecting 89 RBI. Traded to Chicago Cubs prior to 2010 season. Batted .293 with 12 HR and 66 RBI, and played in the 2010 MLB All-Star game. Played 119 games for the Cubs in 2011 and hit .276 with 22 doubles. Totaled 47 MLB games between the Cubs and Boston in 2012. Had a big season for the Mets in 2013, playing 117 games with 21 homers and 71 RBI before being traded to the Phillies late in the year. Played in a career-high 154 games in 2014 and hit .264 with a career-best 25 homers and 85 RBI. Traded to Cincinnati before the 2015 season and later moved to San Francisco in August. Blasted a combined 23 home runs and drove in 73 runs in 135 total games. Hit .270 with five home runs, six doubles and 19 RBIs in 34 games with the Indians in 2016.

Bill Calhoun
Boston-N (1913) **-** Played in six games, getting one hit in 13 official at-bats.

Kevin Cameron
San Diego-N (2007-08), Oakland-N (2009) **-** Made debut in early 2007 and began his Major League career by throwing 17.1 consecutive scoreless innings. Went 2-0 with a 2.79 ERA in 48 relief appearances his rookie season. Picked up by Oakland in 2009. Made 11 appearances out of the bullpen, striking out 15 batters in 18.1 innings pitched with a 3.44 ERA.

Lew Carpenter
Washington-A (1943) **-** Made four relief appearances with no record and a 0.00 ERA.

Bruce Chen
Atlanta-N (1998-2000), Philadelphia-N (2000-01), New York-N (2001-02), Montreal-N (2002), Cincinnati-N (2002), Houston-N (2003), Boston-A (2003), Baltimore-A (2005-06), Texas-A (2007), Kansas City-A (2009-2014), Cleveland-A (2015) **-** A student at Tech, but did not play for the Yellow Jackets, Chen spent parts of three seasons with the Braves, before being traded to the Phillies in 2000. Traded to the Mets in 2001. Traded to the Expos and then to the Reds in 2002. Spend 2003 with Boston and Houston before joining the Orioles in 2004. Picked up by Texas in 2007. Signed by Kansas City in 2009. On Aug. 6, 2009, Chen won his first major league game since 2005. Has been a key starter for the Royals, winning 47 games in his six years on the staff, including a 9-4 record in 2013. Signed with Cleveland just before spring training in 2015. Appeared in two games for the Indians before announcing his retirement in May 2015.

GEORGIA TECH'S MAJOR LEAGUERS

Doug Creek
St. Louis-N (1995), San Francisco-N (1996-97), Chicago-N (1999); Tampa Bay-A (2000-02), Seattle-A (2002), Toronto (2003), Detroit-A (2005) - Called up in September of 1995 and pitched in middle relief. Traded to San Francisco prior to 1996 season. Traded to White Sox after 1997 season, then played 1998 season in Japan (Hanshin Tigers). Pitched in 140 games with Tampa Bay before being traded to Seattle in 2002. Played with Toronto in 2003. Injured in 2004. Signed with Detroit in 2005.

Ed Crowley
Washington-A (1928) - Played in two games and had one big-league at-bat.

Brandon Cumpton
Pittsburgh-N (2013-15) - Pitched well in five late-season starts for the Pirates during his MLB debut season in 2013, posting a 2.05 ERA and 2-1 record in 30.2 innings. Made 10 starts in 2014 and was 3-4 with a 4.89 ERA. Spent the 2015 and 2016 seasons recovering from Tommy John surgery.

Derek Dietrich
Miami-N (2013-18) - Was called up by the Miami Marlins in 2013 and made his MLB debut on May 8, 2013 at San Diego and singled in his first at-bat. Played in 106 games for the Marlins between 2013 and 2014 with 14 homers and 40 RBI. Appeared in a then career-high 90 games and hit .256 with 10 home runs in 2015. Played in 128 games for the Marlins in 2016, hitting .279 with seven home runs, 20 doubles, five triples, 42 RBIs and 39 runs scored in 2016. In 2017, he played in 135 games and hit .249 with 13 home runs, 22 doubles, 43 RBIs and 56 runs scored. Played in 149 games in 2018, hitting .265 for 132 hits, 16 home runs, 45 RBI and a career-high 72 runs scored.

Claud Derrick
Philadelphia-A (1910-12), New York-A (1913), Cincinnati-N/Chicago-N (1914) - Played at Tech one year (1907); career .242 hitter as a utility infielder.

Todd Dunn
Milwaukee-A (1997) - A football player at Tech for one year, batted .229 in 44 games for the Brewers.

David Elder
Cleveland-A (2002-03) - Made debut in 2002, posting a 3.13 ERA in 15 relief appearances.

Jacob Esch
Miami-N (2015-16) - Called up from Triple A by the Marlins and made his debut on August 31, 2016. Started three games for the Marlins, going 0-1 with a 5.54 ERA over 13.0 innings.

Buck Farmer
Detroit-A (2014-18) - Made his MLB debut on August 13, 2014 and pitched four games (two starts) for the Tigers during his rookie season. Worked 40.1 innings in 14 games for Detroit in 2015. Split time between Detroit and Toledo (Triple A) in 2016, appearing in 14 games for the Tigers. He went 0-1 with a 4.60 ERA over 29.1 innings pitched. Called up on four different occasions for the Detriot Tigers in 2017, Farmer went 5-5 over 11 starts, posting a 6.75 ERA while striking out 49 batters over 48.0 innings of action on the mound. Made one start, but 66 appearances in 2018. Finished with a 4.15 ERA as a reliever, allowing just 32 earned runs in 69.1 inings of work.

Nomar Garciaparra
Boston-A (1996-2004), Chicago-N (2004-05), Los Angeles-N (2006-08), Oakland-A (2009) - Called up in September of 1996. Installed as the Red Sox starting shortstop in 1997, earned a spot on the American League All-Star team and was voted AL Rookie of the Year. Hit cleanup for the Red Sox in 1998 with 35 HR and 122 RBI. American League batting champion in both 1999 (.357) and 2000 (.372). All Star in 2000. Traded to Chicago during the 2004 season and signed by Los Angeles in 2006. All Star as a first baseman in 2006 and moved to third base for the Dodgers in 2007. Played 55 games for the Dodgers in 2008, 31 at SS. Signed for one year by Oakland in 2009, playing in 65 games while batting .281. Signed a one-game deal with the Red Sox in 2010, retiring the same day.

Tyler Greene
St. Louis-N (2009-12), Houston-N (2012), Chicago-A (2013) - Called up by the Cardinals on April 30, 2009. Hit .222 with two home runs and seven RBI in 48 games for St. Louis. Had 23 hits in 44 games with the Cardinals in 2010. Played 58 games for the Cards in 2011 and hit .212. Traded to Houston midway through 2012 and hit .246 with seven homers in 29 games with the Astros that year.

Jim Hearn
St. Louis-N (1947-50), New York-N (1950-56), Philadelphia-N (1957-59) - Posted 109-89 record and a 3.81 ERA in 13 seasons. Led NL in ERA (2.49) and shutouts (5) in 1950. Won game three of 1951 World Series, pitching 8 2/3 innings. Had 63 complete games in his career.

Weldon Henley
Philadelphia-A (1903-05), Brooklyn-N (1907) - Had 32-43 record and a 2.94 ERA in four seasons. Pitched no-hitter vs. St. Louis on July 22, 1905. Had 61 complete games in 81 career starts.

Riccardo Ingram
Detroit-A (1994), Minnesota-A (1995) - After six seasons in the minors, received call from Detroit in July and August of 1994. Minnesota acquired him in the off-season; Ingram made Twins debut July 19, 1995. Now a minor league coach.

Michael Jerzembeck
New York-A (1998) - September call-up by the Yankees. Surrendered HR to Jason Varitek in his first start. On disabled list in 1999.

Dick Jones
Washington-A (1926-27) - Pitched in six games and posted a 2-1 record with a 6.66 ERA.

Scott Jordan
Cleveland-A (1988) - A September call-up by the Indians in 1988, he was traded to the Astros and played most of the 1989 season at class AA Columbus.

Ed Lafitte
Detroit-A (1909-12), Brooklyn-F (1914-15), Buffalo-F (1915) - Had 35-36 career record and 3.34 ERA in five seasons. Completed 47 of his 75 career starts. Pitched no-hitter against Kansas City on September 19, 1914. Also batted .220 in his career.

Russ Lyon
Cleveland-A (1944) - Played in seven games and had two hits in 11 official at-bats.

Marty Marion
St. Louis-N (1940-1950), St. Louis-A (1952-53) - Batted .263 in 13-year major league career, and had a .231 average in 23 World Series games. Played 1,555 of his 1,572 big-league games at shortstop. Also managed from 1951-56.

Erskine Mayer
Philadelphia-N (1912-18), Pittsburgh-N (1918-19), Chicago-A (1919) - Posted 91-70 career record and a 2.96 ERA in eight seasons. Started two games in 1915 World Series, one a complete-game loss. Pitched the ninth inning of game five of 1919 Series for the infamous Chicago "Black Sox," his final major league appearance.

Sam Mayer
Washington-A (1915) - Hit .241 in 11 games for the Nationals

Deck McGuire
Cincinnati-N (2016-17) - Made his major league debut on September 12, 2017 with the Cincinnati Reds. He went 1-1 overall with an ERA of 2.63 in six appearances, which included two starts in 2017. He struck out 11 batters over a total of 13.2 innings of work.

Tom McMillan
Brooklyn-N (1908-10), Cincinnati-N (1910), New York-A (1912) - Batted .209 in four seasons, stole 45 bases in 297 games.

Scrappy Moore
St. Louis-A (1917) - Played in four games

Matt Murton
Chicago-N (2005-08), Oakland-A (2008), Colorado-N (2009) - Made debut with the Cubs in 2005 and hit .321 in 51 games. Started 122 games in 2006. Played in 94 games for the Cubs in 2007 and 19 in 2008 before being traded to Oakland. Traded to Rockies on Feb. 4, 2009 where he played in 29 games.

David Newhan
San Diego (1999-2000), Philadelphia-N (2000-01), Baltimore-A (2004-06), New York-N (2007), Houston-N (2008) - Made debut with Padres in 1999; signed by Philadelphia midway through 2000 season. Signed by Baltimore in 2004. Played in 56 games for the Mets in 2007. Signed by the Astros in 2008 and played in 64 games in Houston.

Mike Nickeas
New York-N (2010-12), Toronto-A (2012-13) - Called-up by the Mets on September 4, 2010. Played in five games and had two hits in 10 at-bats. Played 21 games for the Mets in 2011, and played in 47 games in 2012. Was traded to Toronto following 2012.

Micah Owings
Arizona-N (2007-08), Cincinnati-N (2008-10), Arizona-N (2011), San Diego-N (2012) - Made 27 starts in his rookie season, going 8-8 in 152.2 innings of work. Played in 35 games for the Diamondbacks in 2008 before being traded to Cincinnati mid-season. Started 19 games for the Reds in 2009 posting a 7-12 record with a 5.34 ERA. Appeared in 33 games (four starts) and was 8-0 for NL West champion Arizona in 2011. Finished 2011 with a 3.57 ERA in 63 innings. Was traded to the Padres in 2012, going 0-2 with a 2.79 ERA.

Joe Palmisano
Philadelphia-A (1931) - Batted .227 in 19 games.

GEORGIA TECH'S MAJOR LEAGUERS

Daniel Palka
Chicago-A (2018) - Appeared in 124 games for the White Sox as an outfielder and designated hitter after being claimed off waivers. Hit .240 with 100 hits, 15 doubles and 27 home runs -- the most among rookies in 2018.

Eric Patterson
Chicago-N (2007-08), Oakland-A (2008-10), Boston-A (2010), San Diego-N (2011) - Called up from Triple-A by the Cubs multiple times in 2008, playing in 13 games, before being traded to Oakland mid-season. Hit .287 with a home run and 11 RBI in 39 games in 2009. Traded to Boston after 45 games with Oakland in 2010. Batted .226 with six homers and 16 RBI in 45 games with the Red Sox. Played 47 games and hit .180 for the Padres in 2011.

Jay Payton
New York-N (1998-2002), Colorado-N (2002-03), San Diego-N (2004), Boston-A (2005), Oakland-A (2005-06), Baltimore-A (2007-08) - September call-up by the Mets twice. Became everyday starter in center field in 2000 and played in World Series. Traded to Colorado in July, 2002, and hit .335 in 47 games. Signed by San Diego in 2004. Signed by Boston in 2005, and traded to Oakland during the season. Started 116 games for the Orioles in 2007 and played in 127 games in 2008.

Jason Perry
Atlanta-N (2008) - Called up July 4, 2008, and played in four games for the Braves.

Marc Pisciotta
Chicago-N (1997-99), Kansas City (1999) - Called up in June, 1997, and earned a win in his first relief appearance.

Jim Poole
Los Angeles-N (1990), Texas-A (1991), Baltimore-A (1991-94), Cleveland-A (1995), San Francisco-N (1996-98), Cleveland-A (1998-99), Philadelphia-A (1999), Detroit-A (2000), Montreal-N (2000) - Struck out Tony Gwynn in 1990 debut with L.A. Waived by Baltimore following 1994 season, signed with Cleveland, pitching for Indians in 1995 and part of 1996 before being traded to San Francisco. Giants waived him in 1998, picked up by Cleveland to finish season. Pitched for Philadelphia in 1999, and played with Detroit and Montreal in 2000. Allowed a David Justice home run in game 6 of 1995 the World Series with the Indians.

Del Pratt
St. Louis-A (1912-17), New York-A (1918-20), Boston-A (1921-22), Detroit-A (1923-24) - Second baseman who batted .292 with 966 RBI in 13 major league seasons. Hit .302 in his rookie year and finished his career with five consecutive .300 seasons, including a career-best .324 with Boston in 1921. Never played in fewer than 101 games in any season.

Bobby Reeves
Washington-A (1926-28), Boston-A (1929-31) - Batted .252 in 502 games, career-high 66 runs scored in 1929. Pitched in one game in 1931.

Brad Rigby
Oakland-A (1997-99), Kansas City-A (1999-2000), Montreal-N (2000) - Called up from Edmonton to make his major league debut June 28 vs. Texas, posting a 1-7 record and a 4.87 ERA. Traded to Kansas City mid-season 1999, went 4-6 overall. Traded to Montreal mid-season 2000, and appeared in 10 games overall.

Bill Strickland
St. Louis-A (1937) - Pitched in nine games (21 1/3 innings) with no record and a 5.91 ERA.

Mark Teixeira
Texas-A (2003-07), Atlanta-N (2007-08), Los Angeles-A (2008), New York-A (2009-16) - Made Major League debut in 2003, and finished fourth in the AL Rookie of the Year voting. Won Silver Slugger award as American League's top offensive first baseman in 2004 and 2005. Earned American League Golden Glove award as top defensive first baseman in 2005 and 2006. Named to 2005 AL All-Star team. Set MLB record for most RBI by a switch-hitter (144) in 2005. Traded to Atlanta halfway through the 2007 season; hit .317 with 17 HR, 56 RBI in 54 games with the Braves. Played in 103 games in Atlanta before being traded to the Los Angeles Angels of Anaheim in 2008. Hit .358 with 13 home runs in 54 games in L.A. Traded to the Yankees in December of 2008. Hit .292 with 39 home runs and 122 RBI for the 2009 World Series Champions. Named AL All-Star and Silver Slugger award winner in 2009. Hit 39 homers (third in AL) and drove in 111 runs (fourth in AL) in 2011. Played in 123 games with 24 homers and 84 RBI in 2012 and won his fifth career Gold Glove. Battled from an injury-plagued 2013 to play 123 games for the Yankees in 2014 with 22 homers and 62 RBI. Made just his third all-star appearance in 2015 hitting 31 home runs and slugging .548 in 111 games. Battled injuries all season long in 2016, finishing the season hitting .204 with 15 home runs, 16 doubles, 44 RBIs and 43 runs scored in 116 games. Announced his plans to retire on August 5. Finished his 14-year career with a .268 average, 409 home runs, 1,862 hits, 1,298 RBIs and 1,099 runs scored. He was a three-time all-star, three-time AL Silver Slugger, five-time Rawlings AL Gold Glove winner and a 2009 World Series Champion.

Bob Tillman
Boston-A (1962-67), New York-A (1967), Atlanta-N (1968-70) - Batted .232 in nine big-league seasons, with season-high .278 in 1964 as a catcher for the Red Sox. Was a member of the Atlanta Braves 1969 NL West champions.

Cory Vance
Colorado-N (2002-03) - September call up in 2002 and pitched in two games, including one start. Made nine appearances in 2003.

Jason Varitek
Boston-A (1997-10) - Traded from Seattle to Boston in 1997, was a September call-up. Made the club full-time in 1998, became the No. 1 catcher in 1999, hitting .269 with 20 HR. Hit .273 with 25 HR in 2003 and was an AL All-Star. Led Boston to the World Series title in 2004. Named Red Sox team captain in 2005. Named to AL All-Star team and earned the Silver Slugger award in 2005. Helped Boston to the 2007 World Series title. Named an AL All-Star in 2008. Played 68 games for Boston in 2011 and hit .221.

Frank Waddey
St. Louis-A (1931) - Batted .273 in 14 games in his only season.

Matt Wieters
Baltimore-A (2009-16), Washington-N (2016-18) - Made his MLB debut for the Orioles on May 29, 2009 against the Detroit Tigers. Hit .288 with 15 doubles, nine home runs and 43 RBI while starting 96 games behind the plate. Played first full year with Orioles in 2010, batting .249 with 11 homers and 55 RBI in 130 games. Had a breakout third season as Baltimore's starting catcher, winning a Fielding Bible Award and a Gold Glove as the best defensive catcher in MLB, and American League, respectively. Hit .262 with 22 homers in 139 games in 2012. Was a repeat Gold Glove winner and All-Star in 2012 after hitting .249 with 23 homers. Earned his third career All-Star nod in 2014, but had his season cut short by injury. Played just 26 games in 2014 and hit .308 with five homers and 18 RBI. Returned to the field in June 2015 after injury and hit .267 with 25 RBI in 75 games. A 2016 AL All-Star, the fourth-time in his career, he hit .243 with 17 home runs, 17 doubles, 66 RBIs and 48 runs scored in 124 games for Baltimore. After signing with the Washington Nationals in the offseason, Wieters played in 123 games for the Nats in 2017. He hit .225 with 10 home runs, 20 doubles, 52 RBIs and 43 runs scored while helping lead the Nationals to the NL East Divisional title. Played in 76 games in 2018, hitting .238 for the year. Finished with 56 hits, eight homers and 30 RBI.

Kris Wilson
Kansas City-A (2000-03), New York-A (2006) - Late season call-up in 2000, posted a 4.19 ERA in 34.1 innings. Made 29 appearances in 2003. Called up by New York in 2006 and made five appearances.

Blake Wood
Kansas City-A (2010-11), Cleveland-A (2013-14), Cincinnati-N (2015-17), - Los Angeles-A (2017-18) - Made debut with the Royals on May 12, 2010. Posted a 5.07 ERA, and a 1-3 record in 51 relief appearances (49.2 IP). Went 5-3 for the Royals with a 3.75 ERA in 55 relief appearances. Made nine appearances for Cleveland in 2013 and 2014. Returned to the MLB in 2016 with the Cincinnati Reds, making 70 appearances out of the bullpen. He went 6-5 with one save and posted a 3.99 ERA in 76.2 innings of work on the season. Spent most of the 2017 season with the Reds before being picked up off waivers in August by the Angels. He went 3-4 overall with a 5.45 ERA over 72 games out of the bullpen in 2017. Wood struck out 84 batters over 74.1 innings of work on the mound and finished the year going 2-0 with the Angels in 17 games.

Whit Wyatt
Detroit-A (1929-33), Chicago-A (1933-36), Cleveland-A (1937), Brooklyn-N (1939-44), Philadelphia-N (1945) - Won 106 games, including 17 shutouts, and lost 95 in 16-year career. In 1941, he tied for league lead in wins (22) and shutouts (7) as the Dodgers won the pennant. Pitched two complete games and earned the team's only victory in '41 World Series against the New York Yankees.

YELLOW JACKETS IN THE PROS

Player, Pos.	Year Signed
Jimmy Adams, OF	**1965**
Chicago Cubs	
Lane Akers, SS	**1957**
Kansas City Athletics	
Jon Anderson, C	**1990**
California Angels	
Tom Angley, C	**1929**
Chicago Cubs	
Luke Bard, P	**2012**
Minnesota Twins	
Wade Bailey, 2B	**2018**
Los Angeles Angels	
Tucker Barr, C	**1996**
Houston Astros	
Red Barron, OF	**1929**
Boston Braves	
Jason Basil, C-OF	**2001**
Oakland Athletics	
Joey Bart, C	**2018**
San Francisco Giants	
Jerry Bass, P	**1977**
Los Angeles Dodgers	
Mike Bell, 1B	**1990**
Atlanta Braves	
Brett Binkley, P	**1993**
Los Angeles Dodgers, Atlanta Braves	
Charlie Bishop, P	**1952**
Philadelphia Athletics	
Charlie Blackmon, OF	**2008**
Colorado Rockies	
Bud Blemker, P	**1959**
Kansas City Athletics	
Brandon Boggs, OF	**2004**
Texas Rangers, Milwaukee Brewers	
Frank Bolick, 3B	**1987**
Milwaukee Brewers, Seattle Mariners, Montreal Expos, Pittsburgh Pirates, Colorado Rockies, Anaheim Angels, Chiba Lotte Marines	
Brannon Bonifay, 3B	**1971**
Atlanta Braves	
Cam Bonifay, 1B	**1974**
St. Louis Cardinals	
Kenny Bonifay, 1B-OF	**1991**
Pittsburgh Pirates	
Jed Bradley, LHP	**2011**
Milwaukee Brewers, Atlanta Braves, Baltimore Orioles	
Darren Bragg, OF	**1991**
Seattle Mariners, Boston Red Sox, St. Louis Cardinals, Colorado Rockies, New York Mets, New York Yankees, Atlanta Braves, San Diego Padres, Cincinnati Reds	
Kevin Brown, P	**1986**
Texas Rangers, Baltimore Orioles, Miami Marlins, San Diego Padres, Los Angeles Dodgers New York Yankees	
Andy Bruce, 3B	**1991**
St. Louis Cardinals	
Corlis Buchanan	**1910**
Atlanta Crackers	
Brian Burks, P	**2004**
San Diego Padres	
Chase Burnett, OF	**2010**
Cleveland Indians	
Eddie Burns, P	**2008**
Cleveland Indians	

Player, Pos.	Year Signed
Brad Busbin, P	**2002**
Philadelphia Phillies	
Scott Byers, 1B	**1996**
California Angels	
Anthony Byrd, OF	**1992**
Minnesota Twins	
Marlon Byrd, OF	**1999**
Philadelphia Phillies, Washington Nationals, Texas Rangers, Chicago Cubs, Boston Red Sox, New York Mets, Pittsburgh Pirates, Cincinnati Reds, San Francisco Giants, Cleveland Indians	
Pete Caldwell, 3B	**1966**
Atlanta Braves	
Bill Calhoun, 1B	**1912**
Macon Peaches, Boston Braves	
Kevin Cameron, P	**2001**
Minnesota Twins, San Diego Padres Oakland Athletics	
Lew Carpenter, P	**1943**
Washington Senators	
Randy Carroll, 2B	**1966**
Cleveland Indians	
Bruce Chen, P	**1993**
Atlanta Braves, Philadelphia Phillies, New York Mets, Montreal Expos, Cincinnati Reds, Houston Astros, Boston Red Sox, Baltimore Orioles, Toronto Blue Jays, Texas Rangers, Kansas City Royals, Cleveland Indians	
Sam Clay, P	**2014**
Minnesota Twins	
Paul Cobb, OF-1B	**1906**
St. Louis Browns	
Brent Colson, P	**1992**
Los Angeles Dodgers	
Wally Crancer, OF	**2007**
Baltimore Orioles	
Trevor Craport, 3B	**2017**
Baltimore Orioles	
Doug Creek, P	**1991**
St. Louis Cardinals, San Francisco Giants, Chicago Cubs, Tampa Bay Rays, Seattle Mariners, Toronto Blue Jays, St. Louis Cardinals, Detroit Tigers	
Jordan Crews, P	**2005**
Chicago Cubs	
Butch Crook, P	**1966**
Houston Astros	
Chuck Crowder, P	**1999**
Colorado Rockies	
Ed Crowley, 3B	**1928**
Washington Senators	
Brandon Cumpton, P	**2010**
Pittsburgh Pirates, Texas Rangers	
Jake Davies, 1B	**2012**
Boston Red Sox	
Derek Dietrich, SS/2B	**2010**
Tampa Bay Rays, Miami Marlins	
Claud Derrick, INF	**1910**
Philadelphia Athletics, New York Giants, Cincinnati Reds, Chicago Cubs	
Bobby Dews, SS	**1960**
St. Louis Cardinals	
Stephen Donaghey, P	**1999**
Cleveland Indians	

Player, Pos.	Year Signed
Sam Dove, IF	**2013**
Philadelphia Phillies	
Sam Drake, P	**1989**
Milwaukee Brewers	
David Duncan, P	**2008**
Houston Astros	
Geoff Duncan, P	**1996**
Miami Marlins	
Todd Dunn, OF	**1989**
Milwaukee Brewers	
David Elder, P	**1997**
Texas Rangers, Cleveland Indians, Atlanta Braves, New York Yankees, Kansas City Royals	
Larry Elliott, SS	**1972**
Detroit Tigers	
Scott Erwin, P	**1989**
Oakland Athletics	
Jacob Esch, OF/P	**2011**
Miami Marlins, San Diego Padres	
Zane Evans, C	**2013**
Kansas City Royals	
Buck Farmer, P	**2013**
Detroit Tigers	
Mark Fischer, OF	**1997**
Boston Red Sox	
Michael Fisher, SS	**2007**
Atlanta Braves, New York Mets	
Carlton Fleming, 2B	**1992**
New York Yankees, St. Louis Cardinals, St. Paul Saints	
Keith Fleming, P	**1986**
Milwaukee Brewers	
Mike Fowler, OF	**1987**
Atlanta Braves	
Nomar Garciaparra, SS-3B	**1994**
Boston Red Sox, Chicago Cubs, Los Angeles Dodgers, Oakland Athletics	
Pete Geist, SS-P	**1985**
Los Angeles Dodgers, Toronto Blue Jays	
John Gher, OF-P	**1962**
Cleveland Indians	
Al Gogolin, P	**1994**
Oakland Athletics	
Brandon Gold, P	**2016**
Colorado Rockies	
Matt Gonzalez, 2B	**2016**
Atlanta Braves	
Chris Goodman, P	**2003**
Kansas City Royals, Boston Red Sox	
Matthew Gorst	**2016**
Boston Red Sox	
Steve Green, OF	**1987**
Los Angeles Dodgers, Detroit Tigers	
Tom Green, OF	**1990**
Pittsburgh Pirates	
Tyler Greene, SS	**2005**
St. Louis Cardinals, Houston Astros, Chicago White Sox, Atlanta Braves, San Diego Padres	
Ty Griffin, 2B	**1988**
Chicago Cubs, Cincinnati Reds, St. Louis Cardinals	
Matthew Grimes, P	**2014**
Baltimore Orioles	

Player, Pos.	Year Signed
Garrett Groce, OF	**2005**
Tampa Bay Devil Rays	
Tim Gustafson, P	**2006**
Atlanta Braves, Cincinnati Reds, Colorado Rockies, Baltimore Orioles	
Kevin Guyette, P	**2005**
Boston Red Sox	
Gary Hardie, SS	**1979**
New York Mets	
Jim Hearn, P	**1947**
St. Louis Cardinals, New York Giants, Philadelphia Phillies	
Josh Heddinger, P	**2014**
Detroit Tigers	
Weldon Henley, P	**1901**
Philadelphia Athletics	
Chris Hicks, P	**2008**
Houston Astros	
Wes Hodges, IF	**2006**
Cleveland Indians, San Francisco Giants	
Heath Honeycutt, INF	**1998**
Miami Marlins, Arizona Diamondbacks, Cincinnati Reds	
Jay Hood, SS	**1998**
Anaheim Angels	
John Horn, P	**1985**
Chicago Cubs	
Mike Hostetler, P	**1991**
Atlanta Braves	
Jared Hyatt, P	**2007**
Texas Rangers	
Lee Hyde, P	**2006**
Atlanta Braves, Washington Nationals, New York Yankees, Cincinnati Reds	
Mott Hyde, IF	**2014**
Houston Astros	
Riccardo Ingram, OF	**1988**
Detroit Tigers, Minnesota Twins	
Jim Ison	**1910**
Richmond	
Dusty Isaacs, P	**2014**
Toronto Blue Jays	
Kevin Jacob, RHP	**2011**
St. Louis Cardinals, Baltimore Orioles	
Michael Jerzembeck, P	**1992**
New York Yankees, Minnesota Twins	
Reggie Johnson, UT	**1992**
Los Angeles Dodgers	
Dick Jones, P	**1926**
Washington Senators	
Scott Jordan, OF	**1985**
Cleveland Indians, Houston Astros	
Connor Justus, SS	**2016**
Los Angeles Angels of Anaheim	
Steve Kelly, P	**2001**
Cincinnati Reds, Somerset Patriots	
Jeff Kindel, OF	**2006**
Colorado Rockies	
Bert Kizer, 1B	**1977**
New York Mets	
Andrew Kown, P	**2004**
Detroit Tigers, Washington Nationals, San Francisco Giants	
Dan Kyslinger, P	**1992**
Miami Marlins	
Tim Ladd, P	**2007**
Atlanta Braves	

YELLOW JACKETS IN THE PROS

Player, Pos.	Year Signed
Ed LaFitte, P	**1907**
Detroit Tigers	
J.A. Lafitte, C	**1909**
Macon Peaches	
Adam Leggett, 2B	**1997**
Anaheim Angels	
Cole Leonida, C	**2010**
Washington Nationals	
Richard Lewis, 2B	**2001**
Atlanta Braves, Chicago Cubs, Kansas City Royals	
Rick Lockwood, 3B	**1983**
Baltimore Orioles, New York Mets, Toronto Blue Jays, St. Louis Cardinals, Chicago Cubs	
Matt Lorenzo, P	**2003**
Texas Rangers, Atlanta Braves, Pittsburgh Pirates	
Russ Lyon, C	**1944**
Cleveland Indians	
Marty Marion, SS	**1940**
St. Louis Cardinals, St. Louis Browns	
Erskine Mayer, P	**1912**
Philadelphia Phillies	
Sam Mayer, OF	**1915**
Washington Nationals	
Walt McConnell, 3B	**1985**
Los Angeles Dodgers	
Terry McCormick, P	**1998**
Tampa Bay Devil Rays	
Deck McGuire, P	**2010**
Toronto Blue Jays, Oakland Athletics, Los Angeles Dodgers, St. Louis Cardinals, Cincinnati Reds, Toronto Blue Jays	
Tommy McMillan, SS	**1906**
Baton Rouge, Brooklyn Dodgers	
Eric McQueen, C	**1999**
Colorado Rockies	
Victor Menocal, P	**2002**
Philadelphia Phillies	
Andy Mitchell, P	**2001**
Baltimore Orioles	
Jeff Mons, C	**1987**
Los Angeles Dodgers	
Chris Morgan, OF	**1984**
Detroit Tigers	
A.J. Murray, C	**2015**
Minnesota Twins, Milwaukee Brewers	
Luke Murton, OF	**2009**
New York Yankees	
Matt Murton, OF	**2003**
Boston Red Sox, Chicago Cubs, Oakland Athletics, Colorado Rockies, Hanshin Tigers (Japan), Chicago Cubs, Detroit Tigers	
Jason Neighborgall, P	**2005**
Arizona Diamondbacks	
David Newhan, 1B-OF	**1993**
Oakland Athletics, San Diego Padres, Philadelphia Phillies, Colorado Rockies, Texas Rangers, Baltimore Orioles, New York Mets, Houston Astros	
Gary Newsom, 2B	**1982**
Los Angeles Dodgers, Atlanta Braves	
Thomas Nichols, 3B/C	**2010**
Los Angeles Angels	

Player, Pos.	Year Signed
Mike Nickeas, C	**2004**
Texas Rangers, New York Mets, Toronto Blue Jays	
Micah Owings, P	**2005**
Arizona Diamondbacks, Cincinnati Reds, San Diego Padres, Milwaukee Brewers, Miami Marlins, Seattle Mariners	
Arden Pabst, C	**2016**
Pittsburgh Pirates	
Daniel Palka, OF	**2013**
Arizona Diamondbacks, Minnesota Twins, Chicago White Sox	
Joe Palmisano, C	**1925**
Philadelphia Athletics	
Billy Parham, P	**1988**
Los Angeles Dodgers	
Tyler Parker, C	**2002**
St. Louis Cardinals	
Rhett Parrott, P	**2001**
St. Louis Cardinals	
Eric Patterson, 2B	**2004**
Chicago Cubs, Oakland Athletics, Boston Red Sox, San Diego Padres, Detroit Tigers, Milwaukee Brewers	
Danny Payne, OF	**2007**
San Diego Padres	
Jay Payton, OF	**1994**
New York Mets, Colorado Rockies, San Diego Padres, Boston Red Sox Oakland Athletics, Baltimore Orioles	
Jason Perry, OF	**2002**
Toronto Blue Jays, Oakland Athletics Detroit Tigers, Atlanta Braves, Tampa Bay Rays	
Ryan Peurifoy, OF	**2017**
Pittsburgh Pirates	
Marc Pisciotta, P	**1991**
Pittsburgh Pirates, Chicago Cubs Atlanta Braves, Cleveland Indians	
Tony Plagman, 1B	**2010**
Detroit Tigers	
Jim Poole, P	**1988**
Los Angeles Dodgers, Texas Rangers, Baltimore Orioles, Cleveland Indians, San Francisco Giants, Philadelphia Phillies, Detroit Tigers, Montreal Expos	
Mark Pope, P	**2011**
San Diego Padres, Atlanta Braves, Los Angeles Dodgers	
Scott Prather, P	**1998**
St. Louis Cardinals	
Del Pratt, 2B	**1912**
St. Louis Browns, New York Yankees, Boston Red Sox, Detroit Tigers	
Bryan Prince, C	**2001**
Cincinnati Reds	
H.F. Reagin, C	**1974**
Atlanta Braves	
Bobby Reeves, P	**1926**
Washington Senators, Boston Red Sox	
Clifton Remole, OF-1B	**2004**
Anaheim/Los Angeles Angels	
Brad Rigby, P	**1994**
Oakland Athletics, Kansas City Royals, Montreal Expos, Houston Astros	
Ryan Ritter, 2B	**1995**
Milwaukee Brewers	

Player, Pos.	Year Signed
Whit Robbins, IF	**2006**
Minnesota Twins	
Andrew Robinson, P	**2010**
Houston Astros, Atlanta Braves, Baltimore Orioles, Washington Nationals, Los Angeles Dodgers	
Ronnie Robinson, P	**2003**
San Diego Padres	
Stu Rogers, P	**1984**
Texas Rangers	
Jeff Rowland, OF	**2010**
Detroit Tigers	
Brad Rulon, P	**2008**
New York Yankees	
Zac Ryan, P	**2017**
Los Angeles Angels of Anaheim	
Wes Rynders, P	**2004**
Washington Wild Things	
Brian Sager, P	**2001**
Chicago White Sox, Arizona Diamondbacks	
Matt Saier, P	**1995**
Kansas City Royals	
Kyle Schmidt, P	**2005**
Baltimore Orioles	
Todd Shiver, P	**1987**
Milwaukee Brewers	
Matt Skole, IF	**2011**
Washington Nationals	
Jeremy Slayden, OF	**2005**
Philadelphia Phillies	
Michael Sorrow, INF	**1996**
San Francisco Giants	
Mike Sorrow, P	**1972**
New York Yankees	
Daniel Spingola, OF	**2015**
Chicago Cubs	
John Stewart, P	**1986**
Atlanta Braves	
Brad Stockton, OF	**2001**
Texas Rangers	
Bill Strickland, P	**1937**
St. Louis Browns	
Mark Teixeira, 3B	**2001**
Texas Rangers, Atlanta Braves, Los Angeles Angels, New York Yankees	
Rich Thieme, P	**1997**
Atlanta Braves	
Brandon Thomas, OF	**2013**
New York Yankees	
J.J. Thomas, 1B	**1997**
Houston Astros	
Tommy Thompson, 1B	**1981**
Kansas City Royals	
Bob Tillman, C	**1962**
Boston Red Sox, Atlanta Braves	
Ted Tomasovich, OF	**1968**
Cincinnati Reds	
Mike Trapani, 2B	**2006**
Detroit Tigers	
Ryan Turner, P	**2007**
Texas Rangers	
Cory Vance, P	**2000**
Colorado Rockies, Texas Rangers	
Jason Varitek, C	**1995**
Seattle Mariners, Boston Red Sox	
Zach Von Tersch, P	**2009**
New York Mets	

Player, Pos.	Year Signed
Frank Waddey, OF	**1931**
St. Louis Browns	
Nick Wagner, P	**2004**
Tampa Bay Rays	
Aaron Walker, P.	**2004**
Tampa Bay Rays	
Jeff Watchko, P.	**2003**
Colorado Rockies	
K.G. White, OF	**1988**
Los Angeles Dodgers	
Matt Wieters, C	**2007**
Baltimore Orioles, Washington Nationals	
Kris Wilson, P	**1997**
Kansas City Royals, Boston Red Sox, New York Yankees	
Michael Wolff, OF	**1992**
California Angels, Oakland Athletics	
Blake Wood, P	**2006**
Kansas City Royals, Cleveland Indians, Cincinnati Reds, Los Angeles Angels of Anaheim	
Sam Woodward.	**1906**
Baton Rouge	
Kyle Wren, OF	**2013**
Atlanta Braves, Milwaukee Brewers	
Jase Wrigley, P	**1998**
Colorado Rockies	
Whit Wyatt, P.	**1929**
Detroit Tigers, Chicago White Sox, Cleveland Indians, Brooklyn Dodgers, Philadelphia Athletics	
L.J. Yankosky, P	**1998**
Atlanta Braves	
Simon Young, P	**1999**
Cleveland Indians	

NOTE: Originally signed with the first organization listed; Information current as of 2018-19 baseball season.

YELLOW JACKETS IN THE MLB DRAFT

GEORGIA TECH DRAFT PICKS PER YEAR

1965	1
1966	2
1967	1
1968	1
1969	1
1970	0
1971	1
1972	0
1973	1
1974	1
1975	0
1976	0
1977	2
1978	0
1979	1
1980	0
1981	1
1982	2
1983	3
1984	2
1985	4
1986	4
1987	6
1988	4
1989	5
1990	6
1991	6
1992	5
1993	2
1994	6
1995	2
1996	5
1997	6
1998	6
1999	3
2000	1
2001	9
2002	6
2003	4
2004	10
2005	5
2006	7
2007	10
2008	7
2009	4
2010	10
2011	5
2012	5
2013	7
2014	6
2015	2
2016	5
2017	3
2018	2
TOTAL	***198***

DRAFT PICK BREAKDOWNS

Players drafted while at Georgia Tech....169
Draft selections in Georgia Tech history ..198
HS draftees that attended Georgia Tech ...85

First Round Selections.....10

Kevin Brown	1986	4th
Ty Griffin	1988	9th
Jason Varitek	1993#	21st
Jason Varitek	1994	14th
Nomar Garciaparra	1994	12th
Mark Teixeira	2001	5th
Tyler Greene	2005	30th
Matt Wieters	2007	5th
Deck McGuire	2010	11th
Joey Bart	2018	2nd

Supplemental First Round 7

Jay Payton	1994	29th
Mark Fischer	1997	35th
Richard Lewis	2001	40th
Matt Murton	2003	32nd
Danny Payne	2007	64th
Jed Bradley	2011	15th
Luke Bard	2012	42nd

Second Round Selections.....6

Butch Crook	1966
Ted Tomasovich	1969
Brad Rigby	1994
Wes Hodges	2006
Charlie Blackmon	2008
Derek Dietrich	2010 *

 # returned to Georgia Tech
** Supplemental pick*

Rounds 3-5 32
Rounds 6-10 29
Rounds 11-20 57
Rounds 21-70 57

UNDER DANNY HALL (SINCE 1994)

Players drafted while at Georgia Tech....119
Total Georgia Tech draft selections 136
HS draftees that attended Georgia Tech ...62

First Round Selections 6

Nomar Garciaparra	1994	12th
Jason Varitek	1994	14th
Mark Teixeira	2001	5th
Tyler Greene	2005	30th
Matt Wieters	2007	5th
Deck McGuire	2010	11th
Joey Bart	2018	2nd

Supplemental First Round 7

Jay Payton	1994	29th
Mark Fischer	1997	35th
Richard Lewis	2001	40th
Matt Murton	2003	32nd
Danny Payne	2007	64th
Jed Bradley	2011	15th
Luke Bard	2012	42nd

Second Round Selections.....4

Brad Rigby	1994
Wes Hodges	2006
Charlie Blackmon	2008
Derek Dietrich	2010 *

** Supplemental pick*

Top Five Rounds 41
Top 10 Rounds 59

HISTORY

YELLOW JACKETS IN THE MLB DRAFT

GEORGIA TECH PLAYERS IN THE DRAFT (by name)

Player	Year	Organization	Round
Jon Anderson, c	1988	+ California Angels	44
	1989	# California Angels	48
Wade Bailey, 2b	2018	Los Angeles Angels	33
Kyle Bakker, lhp	2000	+ Philadelphia Phillies	37
	2003	Atlanta Braves	20
Luke Bard, rhp	2009	+ Boston Red Sox	16
	2012	Minnesota Twins	*1
Tucker Barr, c	1993	+ Oakland Athletics	3
	1996	Houston Astros	5
Joey Bart, c	2018	San Francisco	1
Jason Basil, c	1997	+ Cleveland Indians	32
	2001	Oakland Athletics	15
Jerry Bass, rhp	1977	Los Angeles Dodgers	14
Brett Binkley, lhp	1993	Los Angeles Dodgers	14
Charlie Blackmon, of	2004	++ Florida Marlins	28
	2005	+ Boston Red Sox	20
	2008	Colorado Rockies	2
Steven Blackwood, of	2005	# St. Louis Cardinals	26
W.J. Blane, 1b	1967	Baltimore Orioles	36
Brandon Boggs, of	2001	+ New York Yankees	50
	2004	Texas Rangers	4
Frank Bolick, 3b	1985	+ Montreal Expos	23
	1987	Milwaukee Brewers	9
Kenny Bonifay, 1b	1991	Pittsburgh Pirates	49
Jed Bradley, lhp	2011	Milwaukee Brewers	*1
Darren Bragg, of	1991	Seattle Mariners	22
Kevin Brown, rhp	1986	Texas Rangers	1
Andy Bruce, 3b	1990	# Oakland Athletics	8
	1991	St. Louis Cardinals	4
Brian Burks, rhp	2004	San Diego Padres	25
Eddie Burns, lhp	2007	# Atlanta Braves	16
	2008	Cleveland Indians	39
Chase Burnette, of	2010	Cleveland Indians	18
Scott Byers, 1b	1996	California Angels	21
Anthony Byrd, of	1992	Minnesota Twins	11
Kevin Cameron, rhp	1998	+ Chicago White Sox	42
	2001	Minnesota Twins	13
Randy Carroll, 2b	1965	# Chicago White Sox	18
	1966	Cleveland Indians	6
Sam Clay, lhp	2014	Minnesota Twins	4
Brent Colson, lhp	1992	Los Angeles Dodgers	11
Wally Crancer, of	2007	Baltimore Orioles	12
Trevor Craport, 3b	2017	Baltimore Orioles	11
Doug Creek, lhp	1990	# California Angels	5
	1991	St. Louis Cardinals	7
Butch Crook, lhp	1966	Houston Astros	2
Chuck Crowder, lhp	1995	+ Detroit Tigers	3
	1998	# Pittsburgh Pirates	8
	1999	Colorado Rockies	4
Brandon Cumpton, rhp	2010	Pittsburgh Pirates	9
Jake Davies, 1b	2012	Boston Red Sox	21
John Davis, rhp	1990	San Francisco Giants	19
Derek Dietrich, ss	2007	+ Houston Astros	3
	2010	Tampa Bay Rays	2
Jeff Distasio, 1b	1986	San Francisco Giants	32
Sam Dove, 3b	2013	Philadelphia Phillies	14
Sam Drake, rhp	1986	+ Detroit Tigers	25
	1989	Milwaukee Brewers	24
Charles Dudish, SS	1968	+ San Francisco Giants	2
	1971	San Diego Padres	1!
David Duncan, lhp	2005	+ Minnesota Twins	14
	2007	# Washington Nationals	23
	2008	Houston Astros	5
Geoff Duncan, rhp	1996	Florida Marlins	69
Marty Durkin, 2b	1987	+ Milwaukee Brewers	40
	1989	Cleveland Indians	38
David Elder, rhp	1997	Texas Rangers	4
Scott Erwin, rhp	1988	# Los Angeles Dodgers	8
	1989	Oakland Athletics	5
Jacob Esch, rhp/ss	2011	Florida Marlins	11
Zane Evans, c	2013	Kansas City Royals	4
Buck Farmer, rhp	2009	+ Atlanta Braves	46
	2012	# Milwaukee Brewers	15
	2013	Detroit Tigers	5
Mark Fischer, of	1997	Boston Red Sox	*1
Michael Fisher, ss	2007	Atlanta Braves	6
Carlton Fleming, 2b	1992	New York Yankees	7
Keith Fleming, rhp	1986	Milwaukee Brewers	9
Nomar Garciaparra, ss	1991	+ Milwaukee Brewers	5
	1994	Boston Red Sox	1
Pete Geist, of	1985	Los Angeles Dodgers	3
Al Gogolin, rhp	1994	Oakland Athletics	13
Brandon Gold, rhp	2016	Colorado Rockies	12
Matt Gonzalez, 2b	2012	+ Oakland Athletics	11
	2016	Atlanta Braves	6
Chris Goodman, rhp	2002	# Florida Marlins	16
	2003	Kansas City Royals	5
John Goodman, rhp	2006	# St. Louis Cardinals	45
Matthew Gorst, rhp	2016	Boston Red Sox	12
Steve Green, of	1987	Los Angeles Dodgers	18
Tom Green, of	1990	Pittsburgh Pirates	30
Tyler Greene, ss	2002	+ Atlanta Braves	2
	2005	St. Louis Cardinals	1
Ty Griffin, 2b	1985	+ Baltimore Orioles	12
	1988	Chicago Cubs	1
Matthew Grimes, rhp	2010	+ Chiacgo White Sox	4
	2013	# Philadelphia Phillies	31
	2014	Baltimore Orioles	18
Tim Gustafson, rhp	2006	Atlanta Braves	9
Buck Hall, lhp	1991	+ Los Angeles Dodgers	32
	1994	Texas Rangers	38
Jason Haniger, c	2008	# Pittsburgh Pirates	19
Gary Hardie, ss	1976	+ Cleveland Indians	7
	1979	New York Mets	5
Robb Hardy, p	1997	+ Boston Red Sox	32
Andy Hawranick, c	2005	# Chicago Cubs	48
Josh Heddinger, rhp	2014	Detroit Tigers	14
Chris Hicks, rhp	2005	+ Texas Rangers	35
	2008	Houston Astros	14
Wes Hodges, 3b	2003	+ Chicago White Sox	13
	2006	Cleveland Indians	2
Heath Honeycutt, 3b	1998	Florida Marlins	4
Jay Hood, ss	1995	+ Minnesota Twins	4
	1998	Anaheim Angels	6
John Horn, lhp	1985	Chicago Cubs	28
Mike Hostetler, rhp	1988	+ Atlanta Braves	14
	1991	Atlanta Braves	21
Brian Howard, ss	1981	+ Seattle Mariners	6
Jared Hyatt, rhp	2007	Texas Rangers	33
Lee Hyde, lhp	2006	Atlanta Braves	4
Mott Hyde, ss	2010	+ Toronto Blue Jays	44
	2014	Houston Astros	26
Riccardo Ingram, of	1987	Detroit Tigers	4
Dusty Isaacs, rhp	2010	+ Pittsburgh Pirates	50
	2014	Toronto Blue Jays	18
Kevin Jacob, rhp	2010	# New York Yankees	18
	2011	St. Louis Cardinals	31
Reggie Johnson, 3b	1992	Los Angeles Dodgers	14
Scott Jordan, of	1984	# Boston Red Sox	16
	1985	Cleveland Indians	4
Connor Justus, ss	2016	Los Angeles Angels	5
Steve Kelly, rhp	1998	+ Chicago White Sox	5
	2001	Cincinnati Reds	4
Roger Kinard, lhp	1987	Atlanta Braves	43
Jeff Kindel, of	2006	Colorado Rockies	14
Bert Kizer, 1b	1977	New York Mets	14
Andrew Kown, rhp	2004	Detroit Tigers	5
Tim Ladd, lhp	2007	Atlanta Braves	9
Adam Leggett, 2b	1997	Anaheim Angels	14
Cole Leonida, C	2010	Washington Nationals	6
Richard Lewis, 2b	2001	Atlanta Braves	*1
Rick Lockwood, 3b	1982	# Baltimore Orioles	7
	1983	Baltimore Orioles	4
Anthony Maisano, 1b	1990	Seattle Mariners	43
Walt McConnell, 3b	1985	Los Angeles Dodgers	6
Deck McGuire, rhp	2010	Toronto Blue Jays	1
Eric McQueen, c	1995	+ New York Mets	14
	1999	Colorado Rockies	14
Victor Menocal, ss	1998	+ Atlanta Braves	6
	2002	Philadelphia Phillies	15
Brandon Miller, c	2008	+ Boston Red Sox	33
Chris Morgan, of	1983	# Kansas City Royals	34
	1984	Detroit Tigers	11
A.J. Murray, c	2011	+ Houston Astros	48
	2015	Minnesota Twins	14
Luke Murton, 1b	2007	# New York Yankees	40
	2008	# Arizona Diamondbacks	33
	2009	New York Yankees	19
Matt Murton, of	2003	Boston Red Sox	*1
Jason Neighborgall, rhp	2002	+ Boston Red Sox	7
	2005	Arizona Diamondbacks	3
Gary Newsom, 2b	1982	Los Angeles Dodgers	14
Thomas Nichols, 3b	2010	Los Angeles Angels	16
Mike Nickeas, c	2004	Texas Rangers	5
Micah Owings, rhp	2002	+ Colorado Rockies	2
	2004	# Chicago Cubs	19
Arden Pabst, c	2016	Pittsburgh Pirates	12
Daniel Palka, 1b	2010	+ Philadelphia Phillies	19
	2013	Arizona Diamondbacks	3
Tyler Parker, c	1999	+ New York Mets	6
	2002	St. Louis Cardinals	8
Rhett Parrott, rhp	1998	+ Milwaukee Brewers	4
	2001	St. Louis Cardinals	9
Eric Patterson, 2b	2001	+ Colorado Rockies	23
	2004	Chicago Cubs	8
Danny Payne, of	2007	San Diego Padres	*1
Jay Payton, of	1994	New York Mets	*1
Jason Perry, of	2002	Toronto Blue Jays	6
Philip Perry, rhp	1999	+ New York Mets	41
	2002	# St. Louis Cardinals	48
Ryan Peurifoy, of	2017	Pittsburgh Pirates	38
Marc Pisciotta, rhp	1991	Pittsburgh Pirates	19
Tony Plagman, 1b	2009	# New York Yankees	46
	2010	Detroit Tigers	9
Jim Poole, lhp	1987	# Los Angeles Dodgers	34
	1988	Los Angeles Dodgers	9
Mark Pope, rhp	2008	+ Atlanta Braves	17
	2011	San Diego Padres	5
Scott Prather, lhp	1995	+ California Angels	29
	1998	St. Louis Cardinals	16
Bryan Prince, c	2001	Cincinnati Reds	10
Clifton Remole, 1b	2004	Anaheim Angels	11
Brad Rigby, rhp	1991	+ New York Yankees	17
	1994	Oakland Athletics	2
Ryan Ritter, 2b	1992	+ Cleveland Indians	10
	1995	Milwaukee Brewers	8
Whit Robbins, if	2006	Minnesota Twins	4
Andrew Robinson, rhp	2010	Houston Astros	12
Stu Rogers, lhp	1983	# Texas Rangers	32
Jeff Rowland, of	2009	# Cleveland Indians	21
	2010	Detroit Tigers	19
Brad Rulon, rhp	2008	New York Yankees	34
Zac Ryan, rhp	2017	Anaheim Angels	23
Brian Sager, rhp	1998	+ Arizona Diamondbacks	13
	2001	Chicago White Sox	13
Matt Saier, rhp	1995	Kansas City Royals	15
Mike Schisler, rhp	1973	# Milwaukee Brewers	21
	1974	Atlanta Braves	3!
Todd Shiver, rhp	1987	Milwaukee Brewers	19
Matt Skole, 3b	2011	Washington Nationals	5
Jeremy Slayden, of	2001	+ San Diego Padres	20
	2004	# Oakland Athletics	18
	2005	Philadelphia Phillies	8
Michael Sorrow, 3b	1996	San Francisco Giants	29
Daniel Spingola, of	2014	# Chicago Cubs	24
	2015	Chicago Cubs	31
John Stewart, lhp	1986	Atlanta Braves	24
Brad Stockton, of	2001	Texas Rangers	22
Mark Teixeira, 3b	1998	+ Boston Red Sox	9
	2001	Texas Rangers	1
Rich Thieme, lhp	1997	Atlanta Braves	17

HISTORY

YELLOW JACKETS IN THE MLB DRAFT

TECH PLAYERS IN THE DRAFT

Player	Year		Organization	Round
Brandon Thomas, of	2009	+	Colorado Rockies	37
	2012	#	Pittsburgh Pirates	4
	2013		New York Yankees	8
J.J. Thomas, of	1994	+	Kansas City Royals	46
	1997		Houston Astros	15
Tommy Thompson, 1b	1981		Kansas City Royals	21
Ted Tomasovich, of	1968	#	San Diego Padres	17
	1969		Cincinnati Reds	!2
Ryan Turner, lhp	2007		Texas Rangers	45
Cory Vance, lhp	1997	+	Los Angeles Dodgers	11
	2000		Colorado Rockies	4
Jason Varitek, c	1990	+	Houston Astros	23
	1993	#	Minnesota Twins	1
	1994		Seattle Mariners	1
Zach Von Tersch, rhp	2006	+	Washington Nationals	38
	2009		New York Mets	22
Nick Wagner, rhp	2004		Tampa Bay Devil Rays	28
Aaron Walker, lhp	2004		Tampa Bay Devil Rays	30
Jeff Watchko, rhp	2002	#	Pittsburgh Pirates	18
	2003		Colorado Rockies	24
K.G. White, of	1988		Los Angeles Dodgers	39
Matt Wieters, c	2007		Baltimore Orioles	1
Kris Wilson, rhp	1994	+	New York Mets	65
	1997		Kansas City Royals	9
Joe Wise, rhp	1989	#	Chicago Cubs	37
	1990	#	St. Louis Cardinals	26
Michael Wolff, of	1992		California Angels	16
Blake Wood, rhp	2006		Kansas City Royals	3
Kyle Wren, of	2012	#	Cincinnati Reds	30
	2013		Atlanta Braves	8
Jase Wrigley, rhp	1998		Colorado Rockies	18
L.J. Yankosky, rhp	1993	+	Minnesota Twins	18
	1996	#	Tampa Bay Devil Rays	54
	1998		Atlanta Braves	11
Simon Young, lhp	1996	+	Florida Marlins	40
	1999		Cleveland Indians	48

NOTES:
* Supplemental first-round (sandwich) pick
+ Drafted from high school/junior college but enrolled at Tech
++ Drafted from high school and enrolled in junior college before attending Georgia Tech
# Drafted from Georgia Tech but returned
! Secondary phase of the June/January draft

DRAFTED BEFORE ATTENDING TECH

• Never and/or not yet redrafted

Player	Year		Organization	Round
Robert Aaron, rhp	1996	+	Cleveland Indians	36
Joey Bart, c	*2015*	*+*	*Tampa Bay Rays*	*27*
Brad Busbin, rhp	1998	+	Houston Astros	3
Jon Crosby, rhp	2002	+	Arizona Diamondbacks	45
Stephe Donaghey, rhp	1995	+	Kansas City Royals	13
Curtis Dupart, of	2006	+	Colorado Rockies	31
Tristin English, rhp	*2015*	*+*	*Cleveland Indians*	*39*
Brian Fleury, c	1986	+	Houston Astros	21
Mike Fowler, 3b	1985	+	Los Angeles Dodgers	8!
Kevin Guyette, rhp	2001	+	Seattle Mariners	41
Carter Hall, ss	*2015*	*+*	*Atlanta Braves*	*34*
Colin Hall, of	*2017*	*+*	*Colorado Rockies*	*39*
Jon Halverson, rhp	1988	+	Montreal Expos	58
Jonathan Hughes, rhp	*2015*	*+*	*Baltimore Orioles*	*2*
Jon Henry Kail, of	1999	+	Boston Red Sox	6
John Kohli, lhp	1985	+	Toronto Blue Jays	3!
	1985	+	Baltimore Orioles	3
Shane McGill, rhp	1993	+	Pittsburgh Pirates	6
Jeff Mons, c	1983	+	Cincinnati Reds	33
David Newhan, 2b	1992	+	Chicago Cubs	49
Cole Pitts, rhp	2011	+	Cleveland Indians	32
Baron Radcliff, of	*2017*	*+*	*Atlanta Braves*	*40*
Kyle Schmidt, rhp	2001	+	Baltimore Orioles	29
Oscar Serratos, ss	*2017*	*+*	*Cleveland Indians*	*14*
Charles Sheffield, of	2011	+	Oakland Athletics	49
DeAndre Smelter, rhp	2010	+	Minnesota Twins	14
Jackson Webb, ss	2015	+	Atlanta Braves	37
Luke Bartnicki	2018	+	Arizona Diamondbacks	29

NOTES:
current member of the team
* Supplemental first-round (sandwich) pick
+ Drafted from high school/junior college but enrolled at Tech
++ Drafted from high school and enrolled in junior college before attending Georgia Tech
# Drafted from Georgia Tech but returned
! Secondary phase of the June/January draft

YELLOW JACKETS IN THE MLB DRAFT

GEORGIA TECH PLAYERS IN THE DRAFT (by year)

Year	Player	Organization	Round
1965	Randy Carroll, 2B	Chicago White Sox #	18
1966	Butch Crook, LHP	Houston Astros	2
	Randy Carroll, 2B	Cleveland Indians	6!
1967	W.J. Blane, 1B	Baltimore Orioles	36
1968	Ted Tomasovich, OF	San Diego Padres #	17
1969	Ted Tomasovich, OF	Cincinnati Reds	2!
1971	Charles Dudish, SS	San Diego Padres	1!
1973	Michael Schisler, RHP	Milwaukee Brewers #	21
1974	Michael Schisler, RHP	Atlanta Braves	3!
1977	Jerry Bass, RHP	Los Angeles Dodgers	14
	Bert Kizer, 1B	New York Mets	14
1979	Gary Hardie, SS	New York Mets	5
1981	Tommy Thompson, 1B	Kansas City Royals	21
1982	Rick Lockwood, 3B	Baltimore Orioles #	7
	Gary Newsom, 2B	Los Angeles Dodgers	14
1983	Rick Lockwood, 3B	Baltimore Orioles	4
	Stuart Rogers, LHP	Texas Rangers	32
	Chris Morgan, OF	Kansas City Royals #	34
1984	Chris Morgan, OF	Detroit Tigers	11
	Scott Jordan, OF	Boston Red Sox #	16
1985	Pete Geist, OF	Los Angeles Dodgers	3
	Scott Jordan, OF	Cleveland Indians	4
	Walt McConnell, 3B	Los Angeles Dodgers	6
	John Horn, LHP	Chicago Cubs	28
1986	Kevin Brown, RHP	Texas Rangers	1
	Keith Fleming, RHP	Milwaukee Brewers	9
	John Stewart, LHP	Atlanta Braves	24
	Jeff Distasio, 1B	San Francisco Giants	32
1987	Riccardo Ingram, OF	Detroit Tigers	4
	Frank Bolick, 3B	Milwaukee Brewers	9
	Steve Green, OF	Los Angeles Dodgers	18
	Todd Shiver, RHP	Milwaukee Brewers	19
	Jim Poole, LHP	Los Angeles Dodgers #	34
	Roger Kinard, LHP	Atlanta Braves	43
1988	Ty Griffin, 2B	Chicago Cubs	1
	Scott Erwin, RHP	Los Angeles Dodgers #	8
	Jim Poole, LHP	Los Angeles Dodgers	9
	K.G. White, OF	Los Angeles Dodgers	39
1989	Scott Erwin, RHP	Oakland Athletics	5
	Sam Drake, RHP	Milwaukee Brewers	24
	Joe Wise, RHP	Chicago Cubs #	37
	Marty Durkin, 2B	Cleveland Indians	38
	Jonathan Anderson, C	California Angels #	48
1990	Doug Creek, LHP	California Angels #	5
	Andy Bruce, 3B	Oakland Athletics #	8
	John Davis, RHP	San Francisco Giants #	19
	Joe Wise, RHP	St. Louis Cardinals #	26
	Tom Green, OF	Pittsburgh Pirates	30
	Anthony Maisano, 1B	Seattle Mariners #	43
1991	Andy Bruce, 3B	St. Louis Cardinals	4
	Doug Creek, LHP	St. Louis Cardinals	7
	Marc Pisciotta, RHP	Pittsburgh Pirates	19
	Mike Hostetler, RHP	Atlanta Braves	21
	Darren Bragg, OF	Seattle Mariners	22
	Kenny Bonifay, 1B	Pittsburgh Pirates	49
1992	Carlton Fleming, 2B	New York Yankees	7
	Anthony Byrd, OF	Minnesota Twins	11
	Brent Colson, LHP	Los Angeles Dodgers	11
	Reggie Johnson, 3B	Los Angeles Dodgers	14
	Michael Wolff, OF	California Angels	16
1993	Jason Varitek, C	Minnesota Twins #	1
	Brett Binkley, LHP	Los Angeles Dodgers	14
1994	Nomar Garciaparra, SS	Boston Red Sox	1
	Jason Varitek, C	Seattle Mariners	1
	Jay Payton, OF	New York Mets	*1
	Brad Rigby, RHP	Oakland Athletics	2
	Al Gogolin, RHP	Oakland Athletics	13
	Buck Hall, LHP	Texas Rangers #	38
1995	Ryan Ritter, 2B	Milwaukee Brewers	8
	Matt Saier, RHP	Kansas City Royals	15
1996	Tucker Barr, C	Houston Astros	5
	Scott Byers, 1B	California Angels	21
	Michael Sorrow, 3B	San Francisco Giants	29
	L.J. Yankosky, RHP	Tampa Bay Devil Rays #	54
	Geoff Duncan, RHP	Florida Marlins	69
1997	Mark Fischer, OF	Boston Red Sox	*1
	Dave Elder, RHP	Texas Rangers	4
	Kris Wilson, RHP	Kansas City Royals	9
	Adam Leggett, 2B	Anaheim Angels	14
	J.J. Thomas, 1B	Houston Astros	15
	Richard Thieme, LHP	Atlanta Braves	17
1998	Heath Honeycutt, 3B	Florida Marlins	4
	Jay Hood, SS	Anaheim Angels	6
	Chuck Crowder, LHP	Pittsburgh Pirates #	8
	L.J. Yankosky, RHP	Atlanta Braves	11
	Scott Prather, LHP	St. Louis Cardinals	16
	Jase Wrigley, RHP	Colorado Rockies	18
1999	Chuck Crowder, LHP	Colorado Rockies	4
	Eric McQueen, C	Colorado Rockies	14
	Simon Young, LHP	Cleveland Indians	48
2000	Cory Vance, LHP	Colorado Rockies	4
2001	Mark Teixeira, 3B	Texas Rangers	1
	Richard Lewis, 2B	Atlanta Braves	*1
	Steve Kelly, RHP	Cincinnati Reds	4
	Rhett Parrott, RHP	St. Louis Cardinals	9
	Bryan Prince, C	Cincinnati Reds	10
	Kevin Cameron, RHP	Minnesota Twins	13
	Brian Sager, RHP	Chicago White Sox	13
	Jason Basil, OF	Oakland Athletics	15
	Brad Stockton, OF	Texas Rangers	22
2002	Jason Perry, OF	Toronto Blue Jays	6
	Tyler Parker, C	St. Louis Cardinals	8
	Victor Menocal, SS	Philadelphia Phillies	15
	Chris Goodman, RHP	Florida Marlins #	16
	Jeff Watchko, RHP	Pittsburgh Pirates #	18
	Philip Perry, RHP	St. Louis Cardinals #	48
2003	Matt Murton, OF	Boston Red Sox #	1
	Chris Goodman, RHP	Kansas City Royals	5
	Kyle Bakker, LHP	Atlanta Braves	20
	Jeff Watchko, RHP	Colorado Rockies	24
2004	Brandon Boggs, OF	Texas Rangers	4
	Andrew Kown, RHP	Detroit Tigers	5
	Mike Nickeas, C	Texas Rangers	5
	Eric Patterson, 2B	Chicago Cubs	8
	Cliff Remole, 1B	Los Angeles Angels	11
	Jeremy Slayden, OF	Oakland Athletics #	18
	Micah Owings, RHP	Chicago Cubs #	19
	Brian Burks, RHP	San Diego Padres	25
	Nicholas Wagner, RHP	Tampa Bay Devil Rays	28
	Aaron Walker, LHP	Tampa Bay Devil Rays	30
2005	Tyler Greene, SS	St. Louis Cardinals	1
	Jason Neighborgall, RHP	Arizona Diamondbacks	3
	Jeremy Slayden, OF	Philadelphia Phillies	8
	Steven Blackwood, OF	St. Louis Cardinals #	26
	Andrew Hawranick, C	Chicago Cubs #	48

YELLOW JACKETS IN THE MLB DRAFT

GEORGIA TECH PLAYERS IN THE DRAFT (by year)

Year	Player	Organization	Round
2006	Wes Hodges, 3B	Cleveland Indians	2
	Blake Wood, RHP	Kansas City Royals	3
	Whitney Robbins, OF	Minnesota Twins	4
	Lee Hyde, LHP	Atlanta Braves	4
	Tim Gustafson, RHP	Atlanta Braves	9
	Jeff Kindel, OF	Colorado Rockies	14
	John Goodman, RHP	St. Louis Cardinals #	45
2007	Matt Wieters, C	Baltimore Orioles	1
	Danny Payne, OF	San Diego Padres	*1
	Michael Fisher, SS	Atlanta Braves	6
	Tim Ladd, LHP	Atlanta Braves	9
	Wally Crancer, OF	Baltimore Orioles	12
	Eddie Burns, RHP	Atlanta Braves #	16
	David Duncan, LHP	Washington Nationals #	23
	Jared Hyatt, RHP	Texas Rangers	33
	Luke Murton, 1B	New York Yankees #	40
	Ryan Turner, LHP	Texas Rangers	45
2008	Charlie Blackmon, OF	Colorado Rockies	2
	David Duncan, LHP	Houston Astros	5
	Chris Hicks, RHP	Houston Astros	14
	Jason Haniger, C	Pittsburgh Pirates #	19
	Luke Morton, 1B	Arizona Diamondbacks #	33
	Brad Rulon, RHP	New York Yankees	34
	Eddie Burns, RHP	Cleveland Indians	39
2009	Luke Murton, 1B	New York Yankees	19
	Jeff Rowland, OF	Cleveland Indians #	21
	Zachary Von Tersch, RHP	New York Mets	22
	Tony Plagman, 1B	New York Yankees #	46
2010	Deck McGuire, RHP	Toronto Blue Jays	1
	Derek Dietrich, SS	Tampa Bay Rays	*2
	Cole Leonida, C	Washington Nationals	6
	Brandon Cumpton, RHP	Pittsburgh Pirates	9
	Tony Plagman, 1B	Detroit Tigers	9
	Andrew Robinson, RHP	Houston Astros	12
	Thomas Nichols, 3B	Los Angeles Angels	16
	Chase Burnette, 1B	Cleveland Indians	18
	Kevin Jacob, RHP	New York Yankees #	18
	Jeff Rowland, OF	Detroit Tigers	19
2011	Jed Bradley, LHP	Milwaukee Brewers	*1
	Matt Skole, 3B	Washington Nationals	5
	Mark Pope, RHP	San Diego Padres	5
	Jake Esch, RHP/SS	Florida Marlins	11
	Kevin Jacob, RHP	St. Louis Cardinals	31
2012	Luke Bard, RHP	Minnesota Twins	*1
	Brandon Thomas, OF	Pittsburgh Pirates #	4
	Buck Farmer, RHP	Milwaukee Brewers #	15
	Jake Davies, 1B	Boston Red Sox	21
	Kyle Wren, OF	Cincinnati Reds #	30
2013	Daniel Palka, 1B	Arizona Diamondbacks	3
	Zane Evans, C	Kansas City Royals	4
	Buck Farmer, RHP	Detroit Tigers	5
	Kyle Wren, OF	Atlanta Braves	8
	Brandon Thomas, OF	New York Yankees	8
	Sam Dove, 3B	Philadelphia Phillies	14
	Matthew Grimes, RHP	Philadelphia Phillies #	31
2014	Sam Clay, LHP	Minnesota Twins	4
	Josh Heddinger, RHP	Detroit Tigers	14
	Dusty Isaacs, RHP	Toronto Blue Jays	18
	Matthew Grimes, RHP	Baltimore Orioles	18
	Daniel Spingola, OF	Chicago Cubs #	24
	Mott Hyde, 2B	Houston Astros	26
2015	A.J. Murray, C	Minnesota Twins	14
	Daniel Spingola, OF	Chicago Cubs	31
2016	Connor Justus, SS	Los Angeles Angels	5
	Matt Gonzalez, 2B	Atlanta Braves	6
	Brandon Gold, RHP	Colorado Rockies	12
	Matthew Gorst, RHP	Boston Red Sox	12
	Arden Pabst, C	Pittsburgh Pirates	12
2017	Trevor Craport, 3B	Baltimore Orioles	11
	Ryan Peurifoy, OF	Pittsburgh Pirates	38
	Zac Ryan, RHP	Los Angeles Angels	23
2018	Joey Bart, C	San Francisco Giants	1
	Wade Bailey, 2B	Los Angeles Angels	33

NOTES:

* Supplemental first-round (sandwich) pick

Drafted from Georgia Tech but returned to school

! Secondary phase of June/January draft

HISTORY

ALL-AMERICANS

BUD BLEMKER, P
1957 ABCA 2nd

RANDY CARROLL, 2B
1965 ABCA 3rd

BUTCH CROOK, P
1966 Sporting News 2nd

CAM BONIFAY, 1B
1971 Sporting News . . . . . HM

TOMMY THOMPSON, 1B
1979 ABCA 2nd

SCOTT JORDAN, OF
1985 Baseball America 3rd

KEVIN BROWN, P
1986 Sporting News 1st

RICCARDO INGRAM, OF
1987 ABCA 1st
Baseball America 1st

TY GRIFFIN, 2B
1988 Sporting News 1st
ABCA 2nd
Baseball America 3rd

SCOTT ERWIN, P
1988 ABCA 3rd
Baseball America 3rd

DARREN BRAGG, OF
1990 Baseball America 3rd

ANDY BRUCE, 3B
1990 ABCA 3rd
1991 ABCA 1st
Baseball America 2nd

MIKE HOSTETLER, P
1990 ABCA 3rd

ANTHONY MAISANO, 1B
1990 ABCA 3rd

JASON VARITEK, C
1992 ABCA 1st
Baseball America 1st
Collegiate Baseball 1st
1993 ABCA 1st
Baseball America 1st
Collegiate Baseball 1st
NCBWA 1st
1994 ABCA 1st
Baseball America 1st
Collegiate Baseball 1st
NCBWA 1st

NOMAR GARCIAPARRA, SS
1993 NCBWA 1st
1994 ABCA 1st
Baseball America 1st
Collegiate Baseball 1st
NCBWA 1st

BRAG RIGBY, P
1993 ABCA 2nd
Baseball America 2nd
Collegiate Baseball 2nd
NCBWA 2nd
1994 NCBWA 1st
Baseball America 2nd

JAY PAYTON, OF
1994 ABCA 1st
Baseball America 1st
Collegiate Baseball 1st
NCBWA 1st

AL GOGOLIN, P
1994 NCBWA . . . . . HM

RYAN RITTER, OF/UT
1995 NCBWA 2nd
Collegiate Baseball 3rd
ABCA . . . . . HM

MICHAEL SORROW, 3B
1996 NCBWA 2nd

MARK FISHER, OF
1996 NCBWA 3rd
1997 Sporting News 1st
Baseball America 2nd
ABCA 2nd
NCBWA 3rd

DAVID ELDER, P
1996 NCBWA . . . . . HM

J.J THOMAS, OF
1996 NCBWA . . . . . HM

KRIS WILSON, P
1997 NCBWA 1st
Sporting News 2nd
ABCA 2nd
Baseball America 3rd
Collegiate Baseball 3rd

CHUCK CROWDER, P
1998 Sporting News 1st
NCBWA 3rd
Collegiate Baseball 3rd
1999 NCBWA 3rd

HEATH HONEYCUTT, 2B
1998 NCBWA 3rd

SCOTT PRATHER, UTL
1998 NCBWA 3rd

MARK TEIXEIRA, 3B
1999 NCBWA 2nd
2000 Baseball America 1st
Collegiate Baseball 1st
NCBWA 1st
Sporting News 1st
Baseball Weekly 1st

RICHARD LEWIS, 2B
2000 NCBWA 2nd
Sporting News 2nd
Baseball Weekly 2nd

CORY VANCE, P
2000 Baseball America 3rd

KYLE BAKKER, P
2002 Baseball America 2nd
Collegiate Baseball 3rd
NCBWA 3rd

ERIC PATTERSON, 2B
2002 Collegiate Baseball 3rd

MICAH OWINGS, P/DH
2003 Baseball America 2nd

TYLER GREENE, SS
2005 Baseball America 1st
Collegiate Baseball 1st
NCBWA 1st
USA Today 1st

MATT WIETERS, C
2006 Baseball America 1st
ABCA/Rawlings 2nd
2007 Baseball America 1st
Rivals.com 1st
NCBWA 2nd
Collegiate Baseball 3rd

DANNY PAYNE, OF
2007 Baseball America 3rd

DECK McGUIRE, P
2009 Collegiate Baseball 1st
NCBWA 1st
Baseball America 2nd
ABCA/Rawlings 3rd
2010 Collegiate Baseball 3rd

LUKE MURTON, OF
2009 ABCA/Rawlings 3rd
Baseball America 3rd
Collegiate Baseball 3rd

TONY PLAGMAN, 1B
2010 Collegiate Baseball 3rd

DEREK DIETRICH, SS
2010 Baseball America 3rd

MARK POPE, P
2011 Collegiate Baseball 2nd
Baseball America 3rd
NCBWA 3rd

JAKE DAVIES, 1B
2012 CBI . . . . . HM

ALEX CRUZ, P
2012 CBI . . . . . HM

DANIEL PALKA, OF
2013 Baseball America 1st
NCBWA 1st
ABCA/Rawlings 2nd
Collegiate Baseball 3rd

ZANE EVANS, C
2013 NCBWA 2nd
Baseball America 3rd
ABCA/Rawlings 3rd
Collegiate Baseball 3rd

MATTHEW GORST, P
2016 NCBWA 2nd

WADE BAILEY, 2B
2017 Collegiate Baseball 2nd

JOEY BART, C
2018 NCBWA 1st
Baseball America 1st
Collegiate Baseball 1st
ABCA/Rawlings 1st
Perfect Game 1st
D1Baseball 2nd



*In 1986, pitcher **KEVIN BROWN** became the first Yellow Jacket to receive first-team All-America honors.*

HISTORY

ALL-AMERICANS

FIRST TEAM SELECTIONS

Year	Player	Organization(s)
1986	Kevin Brown, P	TSN
1987	Riccardo Ingram, OF	ABCA, BA
1988	Ty Griffin, 2B	TSN
1991	Andy Bruce, 3B	ABCA
1992	Jason Varitek, C	ABCA, BA, CB
1993	Jason Varitek, C	ABCA, BA, CB, NCBWA
	Nomar Garciaparra, SS	NCBWA
1994	Nomar Garciaparra, SS	ABCA, BA, CB, NCBWA
	Jay Payton, OF	ABCA, BA, CB, NCBWA
	Jason Varitek, C	ABCA, BA, CB, NCBWA
	Brad Rigby, P	NCBWA
1997	Mark Fischer, OF	TSN
	Kris Wilson, P	NCBWA
1998	Chuck Crowder, P	TSN
2000	Mark Teixeira, 3B	BA, CB, BW, NCBWA, TSN
2005	Tyler Greene, SS	BA, CB, NCBWA, USA
2006	Matt Wieters, C	BA
2007	Matt Wieters, C	BA, RC
2009	Deck McGuire, P	CB, NCBWA
2013	Daniel Palka, OF	BA, NCBWA
2018	Joey Bart, C	NCBWA, BA, CB, ABCA, PG

SECOND TEAM SELECTIONS

Year	Player	Organization(s)
1957	Bud Blemker, P	ABCA
1966	Butch Crook, P	TSN
1979	Tommy Thompson, 1B	ABCA
1988	*Ty Griffin, 2B*	*ABCA*
1991	*Andy Bruce, 3B*	*BA*
1993	Brad Rigby, P	ABCA, BA, CB, NCBWA
1995	Ryan Ritter, OF/UT	NCBWA
1996	Michael Sorrow, 3B	NCBWA
1997	*Mark Fischer, OF*	*BA, ABCA*
	Kris Wilson, P	*ABCA, TSN*
1999	Mark Teixeira, 3B	NCBWA
2000	Richard Lewis, 2B	BW, NCBWA, TSN
2002	Kyle Bakker, P	BA
2003	Micah Owings, P-DH	BA
2006	*Matt Wieters, C*	*ABCA*
2007	*Matt Wieters, C*	*NCBWA*
2009	*Deck McGuire, P*	*BA*
2011	Mark Pope, P	CB
2013	Zane Evans, C	NCBWA
2016	Matthew Gorst, P	NCBWA
2017	Wade Bailey, 2B	CB
2018	*Joey Bart, C*	*D1*

THIRD TEAM SELECTIONS

Year	Player	Organization(s)
1965	Randy Carroll, 2B	ABCA
1985	Scott Jordan, OF	BA
1988	Scott Erwin	ABCA, BA
	Ty Griffin, 2B	*BA*
1990	Darren Bragg, OF	BA
	Andy Bruce, 3B	ABCA
	Mike Hostetler, P	ABCA
	Anthony Maisano, 1B-C	ABCA
1994	*Brad Rigby, P*	*BA*
1995	*Ryan Ritter, OF/UT*	*CB*
1996	Mark Fischer, OF	NCBWA
1997	*Mark Fischer, OF*	*NCBWA*
	Kris Wilson, P	*BA, CB*
1998	*Chuck Crowder, P*	*CB, NCBWA*
1999	Chuck Crowder, P	NCBWA
	Heath Honeycutt, 2B	NCBWA
	Scott Prather, UT	NCBWA
2000	Cory Vance, P	BA
2002	Eric Patterson, 2B	CB
	Kyle Bakker, P	*CB, NCBWA*
2007	Danny Payne, OF	BA
	Matt Wieters, C	*CB*
2009	*Deck McGuire, P*	*ABCA*
	Luke Murton, OF	ABCA, CB, BA
2010	Deck McGuire, P	CB
	Tony Plagman	CB
	Derek Dietrich	BA
2011	*Mark Pope, P*	*BA, NBCWA*
2013	*Daniel Palka, OF*	*CB*
	Zane Evans, C	*CB, BA*

HONORABLE MENTIONS

Year	Player	Organization(s)
1971	Cam Bonifay, 1B	TSN
1994	Al Gogolin, P	NCBWA
1995	*Ryan Ritter, OF/UT*	*ABCA*
1996	David Elder, P	NCBWA
	J.J. Thomas, OF	NCBWA
2012	Jake Davies, 1B	CBI
	Alex Cruz, P	CBI

Italics = received higher honors same season

KEY:
ABCA - American Baseball Coaches Association
BA - Baseball America
BW - Baseball Weekly
CB - Collegiate Baseball (TPX Louisville Slugger)
CBI - CollegeBaseballInsider.com
NCBWA - National Collegiate Baseball Writers Assoc.
RC - Rivals.com
TSN - The Sporting News
USA - USA Today
D1 - D1Baseball
PG - Perfect Game

FRESHMAN ALL-AMERICANS

Year	Player	Organization(s)
1984	Jeff Mons, C	BA
1986	Ty Griffin, 2B	BA
	Frank Bolick, 3B	BA
1987	Sam Drake, P	BA
1989	Mike Hostetler, P	BA
1990	Carlton Fleming, 2B	CB
1991	Jason Varitek, C	CB
1992	Nomar Garciaparra, SS	BA, CB
	Brad Rigby, P	BA
	Michael Smith, OF	BA
	Jay Payton, OF	BA
1993	Ryan Ritter, OF	BA, CB
1995	Kris Wilson, P	BA
1996	Chuck Crowder, P	BA
	Jay Hood, SS	BA
1998	Cory Vance, P	CB
1999	Mark Teixeira, 3B	BA, CB*
2000	Jeff Watchko, P	BA, CB
2001	Kyle Bakker, P	CB
	Matt Murton, OF	CB
2002	Eric Patterson, 2B	BA, CB
	Jeremy Slayden, OF	BA, CB
2003	Micah Owings, P-DH	BA, CB
	Tyler Greene, SS	BA, CB
2005	Matt Wieters, UT	BA, CB
2008	Derek Dietrich, SS	BA, CB, NCBWA*, RC*
	Deck McGuire, P	CB, NCBWA
2009	Matt Skole, 3B	CB
2011	Kyle Wren, CF	CB, NCBWA, BA
	Zane Evans, C	BA
2013	Matt Gonzalez, 2B	CB
2015	Kel Johnson, OF	BA, CB, D1
2016	Tristin English, 1B	CB, D1
	Joey Bart, C	CB
2017	Austin Wilhite, SS	CB, NCBWA

KEY:
* National Freshman of the Year
BA - Baseball America
CB - Collegiate Baseball (TPX Louisville Slugger)
NCBWA - National Collegiate Baseball Writers Association
RC - Rivals.com
D1 - D1Baseball.com

NATIONAL HONORS

GOLDEN SPIKES AWARD

• Outstanding Amateur Player

1988 Ty Griffin, 2B . . . . . finalist
1993 Jason Varitek, C . . . . . finalist
1994 Jason Varitek, C . . . . . .winner
2000 Mark Teixeira, 3B . . . . . finalist
2007 Danny Payne, OF . . . . . .semifinalist
2007 Matt Wieters, C . . . . . .semifinalist
2009 Deck McGuire, P . . . . . .semifinalist
2010 Derek Dietrich, SS . . . . . .semifinalist
2011 Mark Pope, P . . . . . .semifinalist
2013 Zane Evans, C . . . . . .semifinalist
2018 Joey Bart, C . . . . . .semifinalist

R.E. "BOB" SMITH AWARD

• College Player of the Year (discontinued in 2004)

1988 Ty Griffin, 2B . . . . . finalist
1990 Mike Hostetler, P . . . . . finalist
1991 Andy Bruce, 3B . . . . . .semifinalist
1993 Jason Varitek, C . . . . . .semifinalist
1994 Jason Varitek, C . . . . . .winner
Nomar Garciaparra, SS . . . . . .semifinalist
Jay Payton, OF . . . . . .semifinalist
2000 Mark Teixeira, 3B . . . . . .semifinalist

DICK HOWSER TROPHY

• College Player of the Year

1994 Jason Varitek, C . . . . . .winner
2000 Mark Teixeira, 3B . . . . . .winner
2013 Zane Evans, C . . . . . .semifinalist
Daniel Palka, OF . . . . . .semifinalist
2018 Joey Bart, C . . . . . finalist

BROOKS WALLACE AWARD

• College Player of the Year: 2004-08
• Best College Shortstop: 2009-present

2006 Matt Wieters, C . . . . . .semifinalist
2009 Derek Dietrich, SS . . . . . .semifinalist

JOHNNY BENCH AWARD

• Top Collegiate Catcher

2007 Matt Wieters, C . . . . . finalist
2013 Zane Evans, C . . . . . finalist
2017 Joey Bart, C . . . . . .semifinalist
2018 Joey Bart, C . . . . . .winner

NATIONAL PLAYER OF THE YEAR

1994 Jason Varitek . . . . . ABCA
. . . . . Baseball America
. . . . . NCBWA
2000 Mark Teixeira . . . . . Baseball America
. . . . . .Sporting News

NATIONAL COACH OF THE YEAR

1997 Danny Hall . . . . . .Sporting News

NATIONAL PITCHER OF THE YEAR

2009 Deck McGuire . . . . . finalist
2013 Buck Farmer . . . . . .semifinalist

NATIONAL FRESHMAN OF THE YEAR

1999 Mark Teixeira, 3B . . . . . Collegiate Baseball
2008 Derek Dietrich, SS . . . . . Rivals.com

NATIONAL FRESHMAN HITTER

2008 Derek Dietrich, SS . . . . . NCBWA

ACADEMIC ALL-AMERICANS

GTE, CoSIDA, ESPN The Magazine, Capital One

The College Sports Information Directors of America (CoSIDA) annually select the ESPN The Magazine Academic All-America Teams. To be nominated, a student-athlete must be a starter or important reserve with at least a 3.20 cumulative GPA for his career. Athletes are not eligible until they have reached sophomore athletic and academic standing at his current Institution.

1979 Tommy Thompson, IF . . . . . 2nd team
1993 Nomar Garciaparra, SS . . . . . .3rd team
1994 Nomar Garciaparra, SS . . . . . .1st team
1997 L.J. Yankosky, P . . . . . .1st team
1998 L.J. Yankosky, P . . . . . .1st team
2000 Mark Teixeira, 3B . . . . . .1st team
2002 Matthew Boggs, 2B . . . . . 2nd team
2006 Steven Blackwood, OF . . . . . .3rd team
2008 Charlie Blackmon, OF . . . . . 2nd team
2009 Derek Dietrich, SS . . . . . 2nd team
2010 Derek Dietrich, SS . . . . . .3rd team
2011 Jacob Esch, SS . . . . . .3rd team
2012 Brandon Thomas, OF . . . . . 2nd team
2013 Brandon Thomas, OF . . . . . .3rd team

Tommy Thompson


Nomar Garciaparra

L.J. Yankosky

Mark Teixeira

Matthew Boggs

Steven Blackwood


Charlie Blackmon


Derek Dietrich

Jacob Esch


Brandon Thomas



MARK TEIXEIRA *(left with Coach Danny Hall) and* ***JASON VARITEK*** *(right) are the only two players in school history to win the Dick Howser Trophy, recognizing the top player in college baseball.*

HISTORY

DISTRICT/REGIONAL HONORS

ACADEMIC ALL-DISTRICT

GTE, CoSIDA, ESPN The Magazine, Capital One

1979	Tommy Thompson, IF	1st
1993	Nomar Garciaparra, SS	1st
1994	Nomar Garciaparra, SS	1st
1996	Adam Easterling, OF	1st
1997	L.J. Yankosky, P	1st
1998	L.J. Yankosky, P	1st
2000	Mark Teixeira, 3B	1st
2002	Matthew Boggs, 2B	1st
2004	Steven Blackwood, OF	1st
2005	Steven Blackwood, OF	1st
2006	Steven Blackwood, OF	1st
2007	Jared Hyatt, P	1st
2008	Charlie Blackmon, OF	1st
	Brad Feltes, 3B	3rd
	Jason Haniger, C	3rd
	Zach Von Tersch, P	3rd
2009	Dereck Dietrich, SS	1st
2010	Derek Dietrich, SS	1st
	Tony Plagman, 1B	1st
2011	Jacob Esch, SS	1st
2012	Brandon Thomas, OF	1st
	Sam Dove, 3B	1st
2013	Brandon Thomas, OF	1st
2017	Coleman Poje, OF/1B	1st

HELMS HALL OF FAME

Joe Pittard, Coach 1946-61

GEORGIA SPORTS HALL OF FAME ATHLETE OF THE YEAR

1988	Ty Griffin	2B
1994	Jason Varitek	C

ATLANTA DUGOUT CLUB COLLEGE PLAYER OF THE YEAR

1971	Mike Sorrow
1976	David Middour
1991	Andy Bruce
1992	Jason Varitek
1993	Jason Varitek
1994	Jason Varitek
1996	Michael Sorrow
1997	Mark Fischer
2003	Micah Owings
2004	Andrew Kown

ABCA ALL-REGION

1984	Scott Jordan, OF	
	Pete Geist, SS	
1985	Scott Jordan, OF	
1987	Riccardo Ingram, OF	
1988	Scott Erwin, P	
	Ty Griffin, 2B	
	K.G. White, OF	
1989	Andy Bruce, 3B	1st
	Anthony Maisano, DH	2nd
1990	Andy Bruce, 3B	1st
	Anthony Maisano, DH	1st
1991	Andy Bruce, 3B	1st
	Darren Bragg, OF	2nd
1992	Jason Varitek, C	1st
	Carlton Fleming, 2B	2nd
1993	Jason Varitek, C	1st
	Brad Rigby, P	1st
	Nomar Garciaparra, SS	2nd
	Brett Binkley, P	2nd
1994	Jason Varitek, C	1st
	Nomar Garciaparra, SS	1st
	Jay Payton, OF	1st
	Brad Rigby, P	2nd
1995	Ryan Ritter, OF	1st
	Michael Sorrow, SS	1st
	Brandon Hensley, 3B	2nd
	J.J. Thomas, DH	2nd
1996	Mark Fischer, OF	1st
	J.J. Thomas, DH	1st
	Adam Leggett, 2B	2nd
1997	Mark Fischer, OF	1st
	Kris Wilson, P	1st
	Adam Leggett, 2B	2nd
1998	Chuck Crowder, P	2nd
1999	Mark Teixeira, 3B	1st
2000	Mark Teixeira, 3B	1st
	Richard Lewis, 2B	1st
	Bryan Prince, C	1st
	Jason Basil, OF	1st
	Cory Vance, P	1st
2001	Bryan Prince, C	1st
	Richard Lewis, SS	2nd
	Victor Menocal, 3B	2nd
2002	Kyle Bakker, P	2nd
	Jeremy Slayden, OF	2nd
2004	Steven Blackwood, OF	1st
	Eric Patterson, 2B	1st
2005	Tyler Greene, SS	1st
	Blake Wood, P	2nd
	Steven Blackwood, OF	2nd
	Matt Wieters, DH	2nd
2006	Matt Wieters, C	1st
	Wes Hodges, 3B	2nd
	Danny Payne, OF	2nd
2007	Danny Payne, OF	1st
	Matt Wieters, C	2nd
2008	Derek Dietrich, SS	2nd
2009	Deck McGuire, P	1st
	Luke Murton, OF	1st
2011	Mark Pope, P	1st
	Kyle Wren, OF	2nd
2012	Buck Farmer, P	2nd
	Brandon Thomas, OF	2nd
	Jake Davies, 1B	2nd
2013	Daniel Palka, OF	1st
	Zane Evans, C	1st
	Buck Farmer, P	2nd
2015	A.J. Murray, DH	2nd
2016	Matthew Gorst, P	1st
	Matt Gonzalez, OF	2nd
	Brandon Gold, P	2nd
2017	Wade Bailey, 2B	1st
	Joey Bart, C	2nd
2018	Joey Bart, C	1st
	Tristin English, 1B/RHP	2nd

PAST/DEFUNCT AWARDS

ALL-SEC

1939	Billy Gibson	SS
1951	Chappell Rhino	2B
	Bob Lusk	3B
1953	Chappell Rhino	UT
1954	Larry Morris	RF
1955	Bobby McCauley	UT
1956	Lane Akers	SS
1957	Johnny Menger	3B
	Bud Blemker	P
	Lane Akers	UT
1959	Bud Blemker	P
	George Inman	C
	Roger Kaiser	OF
	Mike Thomas	2B
1960	Ed Chambless	P
	George Inman	C
1961	Charlie Thompson	OF
	Billy Williamson	UT*
1962	John Gher	1B
	Richard Conliff	C*
1963	Jimmy Adams	C*

**Eastern Division*

ALL-METRO CONFERENCE

1976	Jim Giuliani	OF
1977	Rich Robbins	OF
	Jerry Bass	P

ALL-DISTRICT

1950	Henry Schoening, 1B	
	Y.F. (Buddy) Thompson, P	
1965	Randy Carroll, 2B	
1968	Ted Tomasovich, OF	
1971	Larry Elliott, SS	1st
	Mike Sorrow	2nd
1975	Frank Turner, SS	
1976	Jim Giuliani, OF	
1982	Rick Lockwood, 3B	

ALL-SOUTH INDEPENDENT

1974	Cam Bonifay, 1B

ATLANTIC COAST CONFERENCE HONORS

COACH OF THE YEAR

1983	Jim Morris	38-15
1987	Jim Morris	51-14
1993	Jim Morris	47-14
1997	Danny Hall	46-15
2000	Danny Hall	50-16
2005	Danny Hall	45-19

ATHLETE OF THE YEAR

• McKelvin Award

1987	Riccardo Ingram	OF

PLAYER OF THE YEAR

1987	Riccardo Ingram	OF
1991	Andy Bruce	3B
1993	Jason Varitek	C
2000	Mark Teixeira	3B
2018	Joey Bart	C

PITCHER OF THE YEAR

2009	Deck McGuire	RHP

DEFENSIVE PLAYER OF THE YEAR

2018	Joey Bart	C

ROOKIE OF THE YEAR

1991	Jason Varitek	C
1992	Nomar Garciaparra	SS
1999	Mark Teixeira	3B
2003	Micah Owings	P/1B
2005	Matt Wieters	C

ALL-CONFERENCE

• Selected by ACC head coaches
• Third Team selections added in 2014

1979	Tommy Thompson, 1B	2nd
1980	Gary Newsom, 2B	2nd
1981	Gary Newsom, 2B	2nd
1982	Rick Lockwood, 3B	1st
	Gary Newsom, 2B	1st
1983	Rick Lockwood, 3B	1st
1984	Scott Jordan, CF	1st
1985	Scott Jordan, CF	1st
	Walt McConnell, 3B	1st
	Pete Geist, OF	2nd
	Steve Newbern, OF	2nd
	Jamie Sims, 2B	2nd
1986	Kevin Brown, P	2nd
	Jeff Distasio, 1B	2nd
1987	Ty Griffin, 2B	1st
	Riccardo Ingram, OF	1st
	Jim Poole, P	1st
	K.G. White, OF	1st
	Mike Fowler, OF	2nd
	Roger Kinard, P	2nd
	Billy Parham, 1B	2nd
1988	Ty Griffin, 2B	1st
	Jim Poole, P	1st
	K.G. White, OF	1st
	Pat McGuire, OF	2nd
	Joe Wise, P	2nd
1989	Andy Bruce, 3B	1st
	Anthony Maisano, DH	1st
	Marty Durkin, OF	2nd
	Mike Hostetler, RP	2nd
1990	Darren Bragg, OF	1st
	Andy Bruce, 3B	1st
	Mike Hostetler, SP	1st
	Anthony Maisano, DH	1st
	Jon Anderson, C	2nd
1991	Andy Bruce, 3B	1st
	Darren Bragg, OF	1st
	Jason Varitek, C	2nd
1992	Jason Varitek, C	1st
	Brian Alyea, DH	2nd
	Carlton Fleming, 2B	2nd
	Michael Wolff, 1B	2nd
1993	Brett Binkley, RP	1st
	Nomar Garciaparra, SS	1st
	Brad Rigby, SP	1st
	Jason Varitek, C	1st
	Brandon Hensley, 3B	2nd
	Jay Payton, OF	2nd
1994	Nomar Garciaparra, SS	1st
	Jay Payton, OF	1st
	Jason Varitek, C	1st
1995	Tucker Barr, C	1st
	Brandon Hensley, 3B	1st
	Ryan Ritter, OF	1st
	Matt Saier, UT	1st
	Michael Sorrow, SS	2nd
	J.J. Thomas, DH	2nd
1996	Michael Sorrow, 3B	1st
	Mark Fischer, OF	1st
	Tucker Barr, C	2nd
	Scott Byers, 1B	2nd
	Adam Leggett, 2B	2nd
	J.J. Thomas, OF	2nd
1997	J.J. Thomas, 1B	1st
	Kris Wilson, P	1st
	David Elder, P	2nd
	Mark Fischer, OF	2nd
1998	Chuck Crowder, P	1st
	Heath Honeycutt, 3B	2nd
	Jay Hood, SS	2nd
	Scott Prather, UT	2nd
	Jase Wrigley, P	2nd
	L.J. Yankosky, P	2nd
1999	Chuck Crowder, P	1st
	Mark Teixeira, 3B	1st
	Jason Basil, OF	2nd
	Eric McQueen, C	2nd
2000	Jason Basil, OF	1st
	Richard Lewis, 2B	1st
	Bryan Prince, C	1st
	Mark Teixeira, 3B	1st
	Cory Vance, P	1st
2001	Bryan Prince, C	1st
	Jason Basil, OF	2nd
	Steve Kelly, P	2nd
	Richard Lewis, SS	2nd
2002	Eric Patterson, 2B	1st
	Kyle Bakker, P	2nd
	Matt Murton, OF	2nd
	Tyler Parker, C	2nd
	Jeff Watchko, P	2nd
2003	Eric Patterson, 2B	1st
	Micah Owings, UT	1st
	Kyle Bakker, P	2nd
	Matt Murton, OF	2nd
2004	Brandon Boggs, OF	1st
	Eric Patterson, 2B	1st
	Micah Owings, UT	1st
	Steven Blackwood, OF	2nd
	Andrew Kown, P	2nd
	Clifton Remole, OF	2nd
2005	Steven Blackwood, OF	1st
	Tyler Greene, SS	1st
	Wes Hodges, 3B	1st
	Matt Wieters, UT	1st
	Jeff Kindel, OF	2nd
	Jeremy Slayden, OF	2nd
	Mike Trapani, 2B	2nd
	Blake Wood, P	2nd
2006	Danny Payne, OF	1st
	Wes Hodges, 3B	2nd
	Matt Wieters, C	2nd
	Jeff Kindel, OF	2nd
2007	Danny Payne, OF	1st
	Matt Wieters, C	1st
2008	Charlie Blackmon, OF	2nd
	Derek Dietrich, SS	2nd
	David Duncan, SP	2nd
	Brad Feltes, 3B	2nd
2009	Deck McGuire, P	1st
	Luke Murton, OF	1st
	Jeff Rowland, OF	1st
	Derek Deitrich, SS	2nd
	Tony Plagman, 1B	2nd
2010	Matt Skole, 3B	1st
	Tony Plagman, 1B	1st
	Derek Dietrich. SS	1st
	Deck McGuire, P	1st
	Thomas Nichols, DH	2nd
	Jed Bradley, P	2nd
2011	Mark Pope, P	1st
	Kyle Wren, OF	1st
	Jake Davies, 1B	2nd
	Matt Skole, 3B	2nd
	Jed Bradley, P	2nd
	Buck Farmer, P	2nd
2012	Buck Farmer, P	1st
	Brandon Thomas, OF	1st
	Jake Davies, 1B	2nd
	Daniel Palka, OF	2nd
2013	Buck Farmer, P	1st
	Zane Evans, C	1st
	Daniel Palka, OF	1st
	Kyle Wren, OF	2nd
2014	Matt Gonzalez, OF	2nd
	Thomas Smith, 1B	2nd
	Daniel Spingola, OF	2nd
	Mott Hyde, 2B	3rd
2015	Matt Gonzalez, 3B	2nd
	Brandon Gold, P	3rd
	A.J. Murray, DH	3rd
2016	Tristin English, 1B	1st
	Kel Johnson, OF	1st
	Matt Gonzalez, OF	1st
	Brandon Gold, P	2nd
	Matthew Gorst, P	2nd
	Connor Justus, SS	3rd
2017	Wade Bailey, 2B	1st
	Joey Bart, C	2nd
	Trevor Craport, 3B	3rd
2018	Joey Bart, C	1st
	Wade Bailey, 2B	1st
	Tristin English, UTL	1st
	Connor Thomas, P	1st
	Chase Murray, OF	2nd
	Kyle McCann, C	3rd

ATLANTIC COAST CONFERENCE HONORS

ALL-FRESHMAN

• Established in 2015

2015 Kel Johnson . . . . . OF
2016 Tristin English 1B
Joey Bart C
2017 Austin Wilhite . . . . . SS

ALL-ACC ACADEMIC

In 2006, the ACC began honoring student-athletes that excelled both on the diamond and in the classroom (must be a starter or key reserve and have achieved a 3.0+ GPA for the academic year as well as during their entire academic career.

2006 Steven Blackwood, Tim Gustafson, Lee Hyde, Brad Rulon, Ryan Turner
2007 Brad Feltes, Michael Fisher, Jared Hyatt, Tony Plagman
2008 Charlie Blackmon, Brad Feltes, Jason Haniger, Tony Plagman
2009 Derek Dietrich, Jason Haniger, Chris House, Tony Plagman, Jeff Rowland, Zach Von Tersch
2010 Jay Dantzler, Derek Dietrich, Jacob Esch, Cole Leonida, Tony Plagman
2011 Luke Bard, Jed Bradley, Sam Dove, Jacob Esch, Zane Evans, Brandon Thomas
2012 Luke Bard, Zane Evans, Brandon Thomas
2013 Sam Dove, Jonathan King, Brandon Thomas
2014 Ben Parr, Daniel Spingola, Devin Stanton
2015 Kel Johnson, Jonathan King, Daniel Spingola
2016 Ben Parr, Kel Johnson, Brandt Stallings, Trevor Craport
2017 Micah Carpenter, Trevor Craport, Kel Johnson, Coleman Poje
2018 Andy Archer, Chase Murray

ACC HONOR ROLL

The ACC recognizes any student-athletes who achieve a GPA of 3.0+ for the academic year.

1980 Doug Blemker, Rich Robbins
1981 Joe Lattanzi, Richard O'Brien, David Trapani
1982 Rick Lockwood, Richard O'Brien, Alan Walker
1983 Steve Newbern
1984 Doug Boomer, Jeff Distasio, Steve Newbern, George Shirilla, Pete Stephens
1985 Rob Beistline, Chuck Maisano, Steve Newbern, Jim Poole, Carl Sitler, Pete Stephens
1986 Keith Kerver, Pete Stephens
1987 Keith Kerver, Carl Sitler
1988 Alan Cape
1989 Billy Harris
1991 Matt Barr, Tim Crutcher, Dave Wiggins
1992 Matt Barr, Carlos Cason, Nomar Garciaparra, Jay Payton, Brad Rigby
1993 Matt Barr, Nomar Garciaparra, Ryan Ritter
1994 Matt Barr, Tucker Barr, Adam Easterling, Nomar Garciaparra, Brandon Hutchins, Scott McIntyre, L.J. Yankosky
1995 Adam Easterling, L.J. Yankosky
1996 Adam Easterling, Steven Kidd, Lance Shannon, Bobby Willner
1997 Jeff Bien, Adam Easterling, Heath Honeycutt, Jahmal Overton, L.J. Yankosky
1998 Jason Atha, Matthew Boggs, Derik Goffena, Jahmal Overton, Brad Stockton, L.J. Yankosky
1999 Jason Atha, Jason Basil, Matthew Boggs, Steve Economos, Richard Lewis, Jahmal Overton, Brad Stockton, Mark Teixeira
2000 Matthew Boggs, Kevin Cameron, Derik Goffena, Steve Kelly, Richard Lewis, Jahmal Overton, Jason Perry, Philip Perry, Wes Rynders, Matthew Swain, Mark Teixeira, Cory Vance, Jeff Watchko
2001 Kyle Bakker, Matthew Boggs, Derik Goffena, Steve Kelly, Cameron Lane, Philip Perry, Brian Sager, Brad Stockton, Mark Teixeira
2002 Jordan Crews, Eric Patterson, Jason Perry, Philip Perry, Mike Trapani, Jeff Watchko
2003 Steven Blackwood, Jordan Crews, Micah Owings, Philip Perry, Mike Trapani, Jeff Watchko
2004 Jordan Crews, Jared Hyatt, Jason Neighborgall, Micah Owings, Ryan Stanley
2005 Steven Blackwood, Jordan Crews, Tim Gustafson, Loyall Gause, Lee Hyde, Jake Hall, Cameron Lane, Ryan Turner
2006 Steven Blackwood, Jay Dantzler, Brad Feltes, Michael Fisher, Tim Gustafson, Jason Haniger, Chris Hicks, Jared Hyatt, Lee Hyde, Brad Rulon, Ryan Tinkoff, Ryan Turner, Blake Wood
2007 Charlie Blackmon, Eddie Burns, Jay Dantzler, Brad Feltes, Michael Fisher, Jason Garofalo, Jason Haniger, Chris Hicks, Jared Hyatt, Tony Plagman, Ryan Turner, Zach Von Tersch
2008 Charlie Blackmon, Chase Burnette, Eddie Burns, Jay Dantzler, Sean Devine, Derek Dietrich, Jesse Dubberly, Brad Feltes, Jason Garofalo, Jason Haniger, Chris House, Cole Leonida, Elliott Ogawa, Tony Plagman, Jeff Rowland, Brad Rulon, Matt Simonds, Ryan Tinkoff, Jeff Ussery, Zach Von Tersch
2009 Jed Bradley, Zach Brewster, Chase Burnette, Brandon Cumpton, Jay Dantzler, Sean Devine, Jarrett Didrick, Derek Dietrich, Jacob Esch, Jason Haniger, Chris House, Kevin Jacob, Cole Leonida, Patrick Long, Evan Martin, Thomas Nichols, Elliott Ogawa, Tony Plagman, Andrew Robinson, Jeff Rowland, Matt Simonds, Jeff Ussery, Zach Von Tersch, Connor Winn
2010 Luke Bard, Jed Bradley, Brandon Crumpton, Jay Dantzler, Jarrett Didrick, Derek Dietrich, Sam Dove, Jacob Esch, Cole Leonida, Patrick Long, Evan Martin, Thomas Nichols, Tony Plagman, Andrew Robinson, Matt Simonds, Brandon Thomas, Jeff Ussery, Connor Winn, Taylor Wood
2011 Luke Bard, Zach Brewster, Chase Butler, Clay Dalton, Jarrett Didrick, Sam Dove, Jacob Esch, Zane Evans, Brad Markey, Evan Martin, Brandon Thomas, Jeff Ussery, Taylor Wood
2012 Luke Bard, Jarrett Didrick, Mitch Earnest, Zane Evans, Evan Martin, Jonathan Roberts, Daniel Spingola, Devin Stanton, Brandon Thomas, Connor Winn
2013 Sam Dove, Mitch Earnest, Buck Farmer, Geoffrey Greenfader, Jonathan King, Kyle Leah, Jonathan Roberts, Devin Stanton, Brandon Thomas, Grant Wruble, Will Young
2014 Sam Clay, Mitch Earnest, Matthew Gorst, Mott Hyde, Keenan Innis, Jared Jillson, Jonathan King, Arden Pabst, Ben Parr, Cole Pitts, Ben Schniederjans, Daniel Spingola, Devin Stanton, Joe Wiseman, Grant Wruble
2015 Trevor Craport, Matthew Gorst, Kel Johnson, Jonathan King, Ben Parr, Matt Phillips, Coleman Poje, Cory Pope, Daniel Spingola, Joe Wiseman, Patrick Wiseman, Grant Wruble, Ryan Young
2016 Micah Carpenter, Trevor Craport, Jared Datoc, Keyton Gibson, Carter Hall, Kel Johnson, Jonathan King, Arden Pabst, Ben Parr, Matt Phillips, Coleman Poje, Brandt Stallings, Joe Wiseman, Patrick Wiseman, Grant Wruble
2017 Micah Carpenter, Bailey Combs, Trevor Craport, Jared Datoc, Burton Dulaney, Keyton Gibson, Carter Hall, Keenan Innis, Kel Johnson, Jonathan King, Ben Parr, Ryan Peurifoy, Coleman Poje, Paxton Rigby, Ben Schniederjans, Brandt Stallings, Robert Winborne, Patrick Wiseman
2018 Andy Archer, Jake Brace, Micah Carpenter, Hugh Chapman, Keyton Gibson, Michael Guldberg, Brant Hurter, Kel Johson, Chase Murray, Cole Neuber, Paxton Rigby, Jamie Taylor, Cameron Turley, Luke Waddell, Patrick Wiseman

ALL-CHAMPIONSHIP TEAM

• Awards established in 1985
• First full team was established in 1987
• OH: Outstanding Hitter selection
• MVP: Most Valuable Player selection

1985 Scott Jordan . . . . . OF . . . . . MVP
1986 Jeff Distasio . . . . . 1B . . . . . MVP
Mike Fowler. . . . . OF . . . . . OH
1987 Todd Shiver . . . . . P . . . . . MVP
Carl Sitler . . . . . 3B . . . . . OH
Mike Fowler. . . . . OF
1988 Ty Griffin . . . . . 2B . . . . . MVP-OH
Scott Erwin . . . . . P
Pat McGuire . . . . . OF
Billy Parham 1B
Jim Poole . . . . . P
1990 Andy Bruce 3B
Anthony Maisano . . . . . DH
1991 Anthony Byrd. . . . . OF
Andy Bruce 3B
1992 Jason Varitek. C
Jay Payton . . . . . OF
1993 Jason Varitek. C
1994 Nomar Garciaparra . . . . SS
1996 Tucker Barr C
1997 Kris Wilson . . . . . DH
2000 Jason Basil . . . . . OF . . . . . MVP
Bryan Prince C
Brad Stockton . . . . . OF
Cory Vance . . . . . P
2001 Jason Basil . . . . . OF
2002 Wes Rynders . . . . . OF
2003 Brian Burks . . . . . P . . . . . MVP
Clifton Remole 1B
Eric Patterson 2B
Micah Owings 3B
Jeremy Slayden . . . . . OF
2004 Clifton Remole . . . . . OF
2005 Tyler Greene . . . . . SS . . . . . MVP
Jeff Kindel. . . . . OF
Whit Robbins 1B
2006 Luke Murton 1B
2012 Jake Davies. . . . . 1B/P . . . . . MVP
Zane Evans C
Thomas Smith 2B
Brandon Thomas . . . . . OF
2013 Sam Dove 3B
2014 Dusty Isaacs . . . . . P . . . . . MVP
Mott Hyde 2B
Daniel Spingola . . . . . OF
2016 Matt Gonzalez . . . . . OF

TEAM HONORS

RETIRED NUMBERS



JIM LUCK

1962-1981
Head Coach



JASON VARITEK

1991-1994
Catcher

HONORED NUMBERS

KEVIN BROWN



NOMAR GARCIAPARRA

MARK TEIXEIRA

RANDY CARROLL

MVP

1982	Rick Lockwood	3B
1983	Chris Morgan	OF-1B
1984	Scott Jordan	OF
1985	Scott Jordan	OF
1986	Jeff Distasio	1B
	Keith Kerver	SS
1987	Riccardo Ingram	OF
1988	Ty Griffin	2B
1989	Darren Bragg	OF-IF
1990	Darren Bragg	OF
1991	Carlton Fleming	2B
1992	Jason Varitek	C
1993	Jason Varitek	C
1994	Nomar Garciaparra	SS
1995	Ryan Ritter	OF-2B
1996	Mark Fischer	OF
1997	Mark Fischer	OF
1998	Heath Honeycutt	IF
1999	Mark Teixeira	3B
2000	Mark Teixeira	3B
	Bryan Prince	C
2001	Richard Lewis	2B-SS
2002	Victor Menocal	SS-P
2003	Micah Owings	P-DH
2004	Eric Patterson	2B
2005	Tyler Greene	SS
2006	Matt Wieters	C
2007	Matt Wieters	C
2008	Charlie Blackmon	OF
2009	Luke Murton	OF
2010	Tony Plagman	1B
2011	Matt Skole	3B
2012	Jake Davies	1B
2013	Zane Evans	C/RHP
2014	Daniel Spingola	OF
2015	A.J. Murray	DH
2016	Matt Gonzalez	OF
2017	Wade Bailey	2B
2018	Joey Bart	C

PITCHER OF THE YEAR

1983	Stu Rogers	L
1984	George Shirilla	R
1985	Kevin Brown	R
1986	Keith Fleming	R
1987	Todd Shiver	R
1988	Scott Erwin	R
1989	Doug Creek	L
1990	Mike Hostetler	R
1991	Marc Pisciotta	R
1992	Brent Colson	L
1993	Brad Rigby	R
1994	Al Gogolin	R
1995	Kris Wilson	R
1996	David Elder	R
1997	Kris Wilson	R
1998	Chuck Crowder	L
1999	Chuck Crowder	L
2000	Cory Vance	L
2001	Steve Kelly	R
2002	Kyle Bakker	L
2003	Brian Burks	R
2004	Andrew Kown	R
2005	Blake Wood	R
2006	Lee Hyde	L
2007	David Duncan	L
2008	David Duncan	L
2009	Deck McGuire	R
2010	Deck McGuire	R
2011	Mark Pope	R
2012	Buck Farmer	R
2013	Buck Farmer	R
2014	Dusty Isaacs	R
2015	Brandon Gold	R
2016	Matthew Gorst	R
	Brandon Gold	R
2017	Jared Datoc	R
2018	Xzavion Curry	R
	Connor Thomas	L

MOST DEDICATED

1983	Rick Lockwood	3B
1984	Keith Kerver	SS
1985	Carl Sitler	UT
1986	John Stewart	P
1987	Keith Kerver	SS
1988	Jim Poole	P
1989	Brian Fleury	C
1990	Jon Anderson	C
1991	Doug Creek	P
1992	Carlton Fleming	2B
1993	Jason Varitek	C
1994	Jason Varitek	C
1995	Brandon Hensley	3B
1996	Adam Leggett	2B
1997	Adam Leggett	2B
1998	Jahmal Overton	OF
1999	Jahmal Overton	OF
2000	Jahmal Overton	OF
2001	Matthew Boggs	OF-2B
2002	Matthew Swain	OF
2003	Matthew Swain	OF
2004	Mike Trapani	IF
2005	Cameron Lane	IF-OF
2006	Jeff Kindel	OF
2007	Eddie Burns	P
2008	Brad Feltes	3B
2009	Jeff Rowland	OF
2010	Jeff Rowland	OF
2011	Jed Bradley	P
2012	Zane Evans	C-P
2013	Daniel Palka	OF
2014	A.J. Murray	DH
2015	Devin Stanton	P
2016	Connor Justus	IF
2017	Coleman Poje	OF/1B
2018	Wade Bailey	2B

SCHOLAR-ATHLETE

1983	Pete Stephens	C
1984	Steve Newbern	OF
1985	Steve Newbern	OF
1986	Pete Stephens	C
1987	David Ivester	C
1988	David Ivester	C
1989	Billy Harris	P
1990	Dave Wiggins	C
1991	Dave Wiggins	OF
1992	Matt Barr	C
1993	Matt Barr	C
1994	Matt Barr	C
1995	Adam Easterling	OF
1996	Adam Easterling	OF
1997	L.J. Yankosky	P
1998	L.J. Yankosky	P
1999	Matthew Boggs	2B-OF
2000	Philip Perry	P
2001	Brad Stockton	OF
2002	Jordan Crews	P
2003	Jordan Crews	P
2004	Jordan Crews	P
2005	Jordan Crews	P
2006	Steven Blackwood	OF
2007	Jared Hyatt	P
2008	Charlie Blackmon	OF
2009	Jason Haniger	C
2010	Derek Dietrich	SS
2011	Jacob Esch	SS
2012	Brandon Thomas	OF
2013	Brandon Thomas	OF
2014	Devin Stanton	P
2015	Grant Wruble	C
2016	Grant Wruble	C
	Kel Johnson	OF
2017	Micah Carpenter	P
2018	Michael Guldberg	INF/OF

ROOKIE OF THE YEAR

1983	Walt McConnell	2B-3B
1984	Jeff Mons	C
1985	K.G. White	OF
1986	Frank Bolick	3B
1987	Sam Drake	P
1988	Doug Creek	P
1989	Tom Green	OF
1990	Carlton Fleming	2B
1991	Jason Varitek	C
1992	Nomar Garciaparra	SS
1993	Ryan Ritter	OF-2B
1994	Tucker Barr	C-P
1995	J.J. Thomas	OF-DH
1996	Chuck Crowder	P
1997	Jeff Bien	P
1998	Matthew Boggs	2B
1999	Mark Teixeira	3B
2000	Jeff Watchko	P
2001	Matt Murton	OF-DH
2002	Eric Patterson	2B
2003	Micah Owings	P-DH
2004	Wes Hodges	3B
2005	Matt Wieters	C-P
2006	David Duncan	P
2007	Patrick Long	IF
2008	Derek Dietrich	SS
	Deck McGuire	P
2009	Matt Skole	3B
2010	Buck Farmer	P
2011	Kyle Wren	OF
2012	Cole Pitts	P
2013	Jonathan King	P
2014	Connor Justus	SS
2015	Kel Johnson	OF
2016	Tristin English	1B
	Joey Bart	C
2017	Xzavion Curry	P
	Austin Wilhite	SS
2018	Oscar Serratos	3B

HUSTLE AWARD

1983	Steve Newbern	OF
1984	Steve Newbern	OF
1985	Steve Newbern	OF
1986	K.G. White	OF
1987	David Ivester	C
1988	David Ivester	C
1989	David Ivester	1B
1990	Tom Green	OF
1991	Reggie Johnson	OF-3B
1992	Reggie Johnson	1B
1993	Scott McIntyre	2B
1994	Scott McIntyre	2B
1995	Adam Leggett	2B-3B
1996	Adam Leggett	2B
1997	Adam Leggett	2B
1998	Eric McQueen	C
1999	Eric McQueen	C
2000	Matthew Swain	IF
2001	Brian Jackson	3B
2002	Matthew Boggs	3B
2003	Mike Trapani	IF
2004	Cameron Lane	IF-OF
2005	Mike Trapani	2B
2006	Mike Trapani	2B
2007	Jason Haniger	C
2008	Jason Haniger	C
2009	Chris House	OF
2010	Jay Dantzler	OF
2011	Sam Dove	OF
2012	Thomas Smith	2B
2013	Kyle Wren	OF

Award discontinued

OLYMPICS AND TEAM USA

TECH PLAYERS PLAYING FOR USA

Year	Player/Coach	Events (Medal)
1985	Kevin Brown, P	Intercontinental Cup
1987	Ty Griffin, 2B	Pan American Games, Indianapolis (Silver)
	Jim Poole, P	Pan American Games, Indianapolis (Silver)
	Jim Morris, Assistant Coach	Pan American Games, Indianapolis (Silver)
1988	**Ty Griffin, 2B**	**Olympics, Seoul, Korea* (Gold)**
	Jim Poole, P	Pre-Olympic Exhibition Tour
	Marty Durkin, 3B	Int'l Harbor Tournament, Taiwan
1989	Doug Creek, P	Intercontinental Cup, Puerto Rico (6th)
	Mike Hostetler, P	Presidential Cup, Taiwan (Silver)
	Marc Pisciotta, P	Presidential Cup, Taiwan (Silver)
	Jim Morris, Head Coach	Presidential Cup, Taiwan (Silver)
	Rick Jones, Assistant Coach	Presidential Cup, Taiwan (Silver)
1990	Mike Hostetler, P	Goodwill Games, Seattle (Bronze), World Championship, Canada (7th), IBA World All-Star Game, Atlanta
	Darren Bragg, OF	Goodwill Games, Seattle (Bronze), World Championship, Canada (7th)
	Jim Morris, Head Coach	Goodwill Games, Seattle (Bronze), World Championship, Canada (7th), IBA World All-Star Game, Atlanta
	Rick Jones, Assistant Coach	Goodwill Games, Seattle (Bronze), World Championship, Canada (7th)
1991	Jason Varitek, C	Invited to trials, but did not participate
1992	**Nomar Garciaparra, SS**	**Olympics, Barcelona, Spain**
	Jason Varitek, C	**Olympics, Barcelona, Spain**
1993	Nomar Garciaparra, SS	IBA World All-Star Game, Tokyo, Japan
1997	Chuck Crowder, P	Intercontinental Cup
2000	Richard Lewis, 2B	Honkbal Cup, The Netherlands (Gold)
	Mark Teixeira, 3B	Honkbal Cup, The Netherlands (Gold)
2002	Kyle Bakker, P	FISU World Championships, Messina, Italy (Silver)
	Eric Patterson, 2B	FISU World Championships, Messina, Italy (Silver)
2003	Tyler Greene, SS-3B	Pan American Games, Dominican Republic (Silver)
	Mike Nickeas, C	Pan American Games, Dominican Republic (Silver)
	Micah Owings, P-DH	Pan American Games, Dominican Republic (Silver)
	Eric Patterson, 2B	Pan American Games, Dominican Republic (Silver)
2005	Wes Hodges, 3B	Exhibition tour
	Matt Wieters, C-P	Exhibition tour
2008	Derek Dietrich, SS	Harlem Baseball Tournament (Champion), FISA World Championships, Czech Republic (Gold)

**Demonstration sport*

NOMAR GARCIAPARRA *and* **JASON VARITEK** *(above) were on the 1992 USA team which was the first to compete for an Olympic medal in Barcelona, Spain.*

Four Yellow Jackets -- (from left) ***ERIC PATTERSON, MIKE NICKEAS, MICAH OWINGS and TYLER GREENE*** *-- represented Georgia Tech on the silver medal-winning USA Baseball Team at the Pan American Games in 2003.*

IN-SEASON TOURNAMENT HISTORY (Overall Record: 57-39-2)

1959 Miami Sports Carnival
Miami, Fla. • [Champion]
L Miami, 3-4
W Yale, 4-0
T Miami, 2-2
T Yale, 4-4
W Miami, 15-3
W Yale, 8-5
W Miami, 4-0

1964 Florida State Invitational
Tallahassee, Fla.
L Florida State, 0-5
L Florida State, 2-3
W N.E. Louisiana St., 7-4
W N.E. Louisiana St., 3-2

1986 Rainbow Easter Tournament
Honolulu, Hawaii • [Champion]
L Hawaii, 2-6
W Waseda, 9-1
W Sacramento St., 4-3 (12 inn.)
W Hawaii-Pacific, 4-3 (10 inn.)
W Santa Clara, 19-11
W Sacramento State, 8-1
W Santa Clara, 6-1
W Hawaii, 9-2
W Hawaii-Pacific, 5-1
L Waseda, 3-8
Double round-robin
All-Tournament: Jeff Distasio, 1B; Keith Kerver, SS; Riccardo Ingram, OF
Outstanding Pitcher: Kevin Brown

1988 Desert Classic
Las Vegas, Nev. • [4th Place]
L Oklahoma, 4-6
L Nevada-Las Vegas, 8-13
W Texas Christian, 8-4
L Oklahoma, 2-3*
L Texas Christian, 4-6*
**Round-robin determined seeding for playoff*
All-Tournament: Ty Griffin, 2B

1989 Pillsbury Classic
Minneapolis, Minn.
[5th Place]
L Arizona, 1-3
L Minnesota, 4-14
L Oklahoma State, 4-5
L Arizona, 4-12 (7 inn.)
Round-robin

1990 Rainbow Spring Tournament
Honolulu, Hawaii
[3rd Place]
L Hawaii, 5-6
L Wright State, 1-6 (8 inn.)
W Oklahoma State, 8-2 (8 inn.)
L Iona, 1-4 (8 inn.)
L Creighton, 4-5 (8 inn.)
W Iona, 15-1 (8 inn.)
W Hawaii, 9-2
W Wright State, 4-3 (10 inn.)
L Oklahoma State, 4-7 (6 inn.)
W Creighton, 3-2 (10 inn.)
Double round-robin
All-Tournament: Darren Bragg, OF; Andy Bruce, DH; Carlton Fleming, 2B; Mike Hostetler, P

1992 Busch Challenge VI
New Orleans, La.
L Louisiana State, 2-3
W New Orleans, 5-4
W Tulane, 10-2
Round-robin with three Georgia teams against three Louisiana teams
All-Tournament: Carlton Fleming, 2B; Jason Varitek, C; Reggie Johnson, DH

1993 Olive Garden Classic
Kissimmee, Fla. [Champion]
W Auburn, 5-4
W Central Florida, 13-2
W Pepperdine, 5-4
W Pepperdine, 3-2*
*Round-robin, championship.
All-Tournament: MVP David Newhan, 1B; Scott McIntyre, 2B; Jay Payton, OF; Michael Smith, OF

1993 Oscar Mayer Classic
Minneapolis, Minn.
[Champion]
W Cal St.-Fullerton, 7-6 (11 inn.)
W Arkansas, 3-2
W Minnesota, 11-3
Round-robin
All-Tournament: MVP Jay Payton, OF; Brett Binkley, P; Nomar Garciaparra, SS; Buck Hall, P; Jason Varitek, C
Top Hitter: Michael Sorrow

1994 Anaheim Hilton Classic
Fullerton, Calif.
L Oklahoma, 6-8
W San Diego, 5-4 (11 inn.)
L Cal State-Fullerton, 0-2
Round-robin

1995 Desert Classic
Las Vegas, Nev. [3rd Place]
W Utah, 10-2
W Washington, 19-8
W Nevada-Las Vegas, 14-11
L Washington, 10-15
W Utah, 20-5*
**Round-robin determined seeding for playoff*

1996 Olive Garden Classic
Kissimmee, Fla.
L Alabama, 2-7
L Texas Tech, 4-8
L Central Florida, 7-8
Round-robin, no champion
All-Tournament: Adam Leggett, 2B

1999 Disney Baseball Blast
Lake Buena Vista, Fla.
L Auburn, 12-17
L Oklahoma, 0-12
W Jacksonville, 14-1
Round-robin, no champion

2000 Kia Baseball Bash
Fullerton, Calif.
L Southern California, 2-9
Mississippi State, rain out
Cal State-Fullerton, rain out
Round-robin, no champion

2001 Rice Invitational
Houston, Tex.
W Lamar, 11-9
L Rice, 4-5
W Nebraska, 15-8
Round-robin, no champion

2002 Baseball at the Beach
Myrtle Beach, S.C.
W Coastal Carolina, 2-1
L South Carolina, 3-8
W Virginia Commonwealth, 8-2
Round-robin, no champion

2003 Memorial Health Diamond Classic
Savannah, Ga.
W Rider, 8-1
W Michigan, 7-6
W Armstrong Atlantic St., 12-4
Round-robin, no champion

2004 Kia Baseball Bash
Fullerton, Calif.
L Southern California, 2-9
L Cal State Fullerton, 1-7
L Oklahoma, 2-6
Round-robin, no champion

2006 Baseball at the Beach
Myrtle Beach, S.C.
W Tennessee, 8-5
W VCU, 8-2 (6 inn.)
Coastal Carolina, rained out
Round-robin, no champion

2012 Coca-Cola Classic
Rock Hill, S.C.
L Kent State, 0-5
W Winthrop, 5-0
W Kent State, 6-2
W Winthrop, 5-3
Round-robin, no champion

2014 Battle in Midtown
Atlanta, Ga.
W Old Dominion, 6-5
L Radford, 1-3
L VCU, 3-5
Round-robin, no champion

2015 Caravelle Resort's Baseball at the Beach
Conway, S.C.
W FIU, 16-9
L Coastal Carolina, 5-7
W Albany, 9-8
Round-robin, no champion

2016 Atlanta Challenge
Atlanta, Ga.
W Purdue, 5-2
W Western Michigan, 13-0
W VCU, 9-1
Round-robin, no champion

2017 Atlanta Challenge
Atlanta, Ga.
W BYU, 5-3
W Marshall, 11-3
W Western Michigan, 8-3
Round-robin, no champion

2018 Atlanta Challenge
Atlanta, Ga.
W Minnesota, 3-2
L Bradley, 7-10
L UConn, 7-9
Round-robin, no champion

GEORGIA TECH HALL OF FAME

Player, Position	Year Inducted
Lane Akers, SS	1969
Tom Angley, C	1970
Frank Asbury, OF	1977
Jerry Bass, P	1983
John P. Baum, 3B	1968
Steven Blackwood, OF	2018
Bud Blemker, P	1970
Cam Bonifay, IF	1982
Darren Bragg, OF	2002
Kevin Brown, P	1991
Andy Bruce, 3B	2001
Randy Carroll, 2B	1976
Kid Clay, Coach	1973
Doug Creek, P	2001
Chuck Crowder, P	2010
Craig Day, P	1962
Larry Elliott, SS	1981
Scott Erwin, P	2000
K.J. (Wooch) Fielder, OF	1961
Mark Fischer, OF	2008
Keith Fleming, P	1991
Nomar Garciaparra, SS	2004
Billy Gibson, SS	1973
Tyler Greene, SS	2015
Ty Griffin, 2B	1994
Mike Hostetler, P	2001
John Hyder, Coach	1956
Louis Ingram, OF	1978
Riccardo Ingram, OF	1995
George Inman, C	1979
Jim Ison, 1B/OF	1963
Scott Jordan, OF	1990
Ed Jones	1971
Henry Kalb, P	2005
Bert Kizer, 1B	1984
Ed LaFitte, P	1958
Richard Lewis, SS/2B	2013

Player, Position	Year Inducted
Rick Lockwood, 3B	1989
Jim Luck, IF, Coach	1972
Bob Lusk, 3B	1985
Bobby McCauley, IF	1975
Walt McConnell, 3B	1993
Johnny Menger, C/3B	1970
Jim Morris, Coach	1999
Gary Newsom, 2B	1992
Eric Patterson, 2B	2016
Jay Payton, OF	2005
Joe Pittard, Coach	1968
Jim Poole, P	1997
Jerry Priestley, P	1982
Brian Prince, C	2014
H.F. Reagin, C	1983
Bobby Reeves, SS	1985
Chappell Rhino, 2B	1974
Brad Rigby, P	2006
L.W. (Chip) Robert, OF	1959
Mike Schisler, P	1980
E.C. Settle, OF	1980
Todd Shiver, P	1999
Michael Sorrow, 3B	2016
Mike Sorrow, P	1979
Sloan Stribling	1984
Mark Teixeira, 1B	2011
J.J. Thomas, 1B	2009
Sunshine Thompson, P	1965
Tommy Thompson, 1B	1986
Ted Tomasovich, OF	1986
Cory Vance, P	2012
Jason Varitek, C	2004
Matt Wieters, C/P	2017
Billy Williamson, SS	2013
K.G. White, OF	1998
Kris Wilson, P	2009



BRYAN PRINCE *(left) and head coach* ***DANNY HALL*** *following Prince's 2014 induction to the Hall of Fame.*

JASON VARITEK *(left), a Georgia Tech Hall of Fame inductee in 2004, and head coach* ***DANNY HALL*** *(center) joined* ***BRAD RIGBY*** *(right) at his induction ceremony in 2006.*

ALL-TIME COACHES & CAPTAINS

Year	Coach	Team Captain(s)	Record	Conf.
1900	Todd	Weldon Henley	3-4	
1901	Todd	Weldon Henley	9-5	
1902	Sammy Strang	E.C. Patterson	5-8	
1903	Irving	Brinson	9-9	
1904	John Heisman	Sam Woodward	15-7	
1905	John Heisman	Sam Woodward	13-4	
1906	John Heisman	Craig Day	23-3	
1907	John Heisman	Ed Lafitte	10-5-1	
1908	John Heisman	L.W. Robert	9-12	
1909	John Heisman	Corlis Buchanan	13-8-1	
1910	John Heisman	Harry Holland	11-5-1	
1911	John Heisman	Harry Holland	7-6	
1912	John Heisman	Carl Sloan	8-10	
1913	John Heisman	Fairfax Montague	9-8	
1914	John Heisman	Murphy Pound	12-8	
1915	John Heisman	Edgar Montague	7-8-2	
1916	John Heisman	J.C. Senter	14-6	
1917 @	John Heisman	Albert Hill	12-7	
1918	Joe Bean	Shorty Guill	10-7	
1919	Joe Bean	Charlie Turner	9-9	
1920	Joe Bean	Tip Wheeler	16-2	
1921 @	Kid Clay	Frank Asbury	18-4-1	
Tech enters Southern Conference				
1922	Kid Clay	Red Barron	14-9	
1923 %	Kid Clay	Ed Morgan	16-2-2	
1924	Kid Clay	Johnny Baum	9-14	
1925	Kid Clay	Joe Palmisano	14-7	
1926 %	Kid Clay	Bobby Reeves	21-4-1	
1927	Kid Clay	Tom Angley	18-10	
1928	Kid Clay	Arthur McCash	15-6	
1929	Kid Clay	Jimmie Stevens	6-14-1	
1930	Kid Clay	Bill Terrell	8-16	
1931	Kid Clay	Fred Holt	8-13	
1932	Bobby Dodd	Dewey Waldrop	4-11-2	
Tech enters Southeastern Conference				
1933	Bobby Dodd	Bill Hogsed	4-10	3-7
1934	Bobby Dodd	Tommy Sprading	10-10	8-9
1935	Bobby Dodd	Sundial Martin	7-6	3-3
1936	No team			
1937	Bobby Dodd	Carl Waits	4-7	4-7
1938	Bobby Dodd	Harry Appleby	7-10	5-8
1939	Bobby Dodd	Bill Gibson	7-10	3-9
1940	Roy Mundorff	unknown	5-10-1	5-9-1
1941	Roy Mundorff	unknown	10-8	10-8
1942	Roy Mundorff	unknown	8-10	7-7
1943	Roy Mundorff	Charlie Smith, Duck Smith	3-8	2-5
1944	No team			
1945	No team			
1946	Joe Pittard	Frank Broyles	10-2	0-0
1947	Joe Pittard	Henry Kalb	7-6	6-6
1948 +	Joe Pittard	Lewis Hook	11-9	11-7
1949	Joe Pittard	Red Shoenning	10-14	9-11
1950	Joe Pittard	Bob Bossons	7-11	7-11
1951	Joe Pittard	Bob McCoy	11-12	8-12
1952	Joe Pittard	Chappell Rhino	8-11-1	8-11-1
1953	Joe Pittard	Clyde Young	8-13	7-10
1954	Joe Pittard	Charlie Brannon	9-13-1	6-10
1955	Joe Pittard	Larry Morris, Dave Redford	15-9	10-6
1956	Joe Pittard	Bill Cohen	11-12	4-9
1957 $	Joe Pittard	Lane Akers	18-8-1	13-3
1958	Joe Pittard	Earl Moore, Ted Thomas	7-17	5-12
1959 +	Joe Pittard	Doug Veazey	17-9-2	11-4
1960	Joe Pittard	George Inman	14-11	9-7
1961	Joe Pittard	Roger Kaiser	6-16-2	6-11
1962	Jim Luck	John Gher	8-16	6-11
1963	Jim Luck	Richard Conliff	9-18	4-13
1964	Jim Luck	Jimmy Adams	9-15	3-10
Tech leaves Southeastern Conference				
1965	Jim Luck	Jimmy Adams, Ron Scharf	20-8-2	
1966	Jim Luck	Pete Caldwell	14-16	
1967	Jim Luck	Cleve Fowler	21-11	
1968	Jim Luck	Ronnie King	21-13	
1969	Jim Luck	Floyd Harris	16-12	
1970	Jim Luck	David Glover	17-7-1	
1971 +	Jim Luck	Brannon Bonifay	31-6	
1972	Jim Luck	Larry Elliot	21-10	
1973	Jim Luck	Dick Steed	20-6-2	
1974	Jim Luck	Cam Bonifay, H.F. Reagin	20-17	
1975	Jim Luck	Frank Turner	12-17	
1976	Jim Luck	Jim Giuliani	12-22	
1977	Jim Luck	Jerry Bass, Bert Kizer	18-12	
1978	Jim Luck	Bobby Jackson	14-15	
1979	Jim Luck	Steve Davison, Gary Hardie, Doug Ibele, Mike Macon	15-16	
Tech enters Atlantic Coast Conference				
1980	Jim Luck	Tommy Thompson	8-19	3-10
1981	Jim Luck	Tommy Thompson	14-24	1-13
1982	Jim Morris	Rick Lockwood, Greg Woodward	29-20	6-8
1983	Jim Morris	Rick Lockwood, Greg Woodward	38-15	6-8
1984	Jim Morris	Pete Geist, Chris Morgan	36-19	5-7
1985 #+	Jim Morris	Pete Geist, Scott Jordan	42-19-1	6-7-1
1986 #+	Jim Morris	Keith Fleming, Carl Sitler, Pete Stephens	45-23	10-4
1987 #+	Jim Morris	Keith Kerver	51-14	17-4
1988 #+	Jim Morris	Jim Poole, Roger Roddy	45-24	12-8
1989 +	Jim Morris	Jon George, David Ivester	38-26	13-6
1990 +	Jim Morris	Jon Anderson, Tom Green	46-25	9-9
1991 +	Jim Morris	Doug Creek	42-26	12-8
1992 +	Jim Morris	Carlton Fleming, Reggie Johnson, Jason Varitek	45-19	14-9
1993 +	Jim Morris	David Albert, Jason Varitek	47-14	16-6
1994 ++	Danny Hall	Al Gogolin, Jason Varitek	50-17	16-8
1995 +	Danny Hall	Brandon Hensley, Scott Byers	38-22	16-8
1996 +	Danny Hall	Scott Byers, Michael Sorrow	40-24	13-11
1997 +	Danny Hall	Adam Leggett, Jase Wrigley	46-15	19-4
1998 +	Danny Hall	Chuck Crowder, Jay Hood	41-22	14-9
1999	Danny Hall	Chuck Crowder, Eric McQueen	38-20	12-12
2000 #+	Danny Hall	Jahmal Overton, Bryan Prince, Mark Teixeira	50-16	18-6
2001 +	Danny Hall	Mark Teixeira, Matthew Boggs	41-20	13-11
2002 ++	Danny Hall	Victor Menocal, Matthew Boggs	52-16	14-9
2003 #+	Danny Hall	Eric Patterson, Matthew Swain, Jeff Watchko	44-18	17-7
2004 +	Danny Hall	Brian Burks, Micah Owings, Eric Patterson	44-21	18-5
2005 #+	Danny Hall	Tyler Greene, Cameron Lane, Mike Trapani	45-19	22-8
2006 ++	Danny Hall	Jeff Kindel, Mike Trapani	50-18	19-11
2007	Danny Hall	Wally Crancer, Michael Fisher, Matt Wieters	32-25	15-14
2008 +	Danny Hall	Eddie Burns, Brad Feltes	41-21	16-14
2009 +	Danny Hall	Jason Haniger, Chris House, Luke Murton	38-19-1	17-10-1
2010 +	Danny Hall	Cole Leonida, Tony Plagman, Jay Dantzler	47-15	21-9
2011 +	Danny Hall	Jacob Esch, Jed Bradley, Kevin Jacob	42-21	22-8
2012 #+	Danny Hall	Buck Farmer, Luke Bard, Sam Dove	38-26	12-18
2013 +	Danny Hall	Buck Farmer, Sam Dove	37-27	15-15
2014 #+	Danny Hall	Mott Hyde, Dusty Isaacs, Devin Stanton	37-27	14-16
2015	Danny Hall	A.J. Murray, Devin Stanton	32-23	13-17
2016 +	Danny Hall	Arden Pabst, Jonathan King	38-25	13-16
2017	Danny Hall	Jonathan King, Coleman Poje	27-28	11-19
2018	Danny Hall	Joey Bart, Wade Bailey	31-27	14-16

 # ACC Champions
+NCAA Tournament (++ College World Series)
$ SEC Champions
% Southern Conference Champions
@ SIAA Champions

FORMER ASSISTANT COACHES

Chip Baker (1984)
James Beavers (1982-84)
Brannon Bonifay (1982-83)
Cam Bonifay (1988)
Steve Fleming (1987)
Steve Givens (1985)
Jeff Guy (1994-2001)
Rick Hatcher (1994)
Josh Holliday (2005-07)
Rick Jones (1990-93)
Tom Kinkelaar (2008-12)
Bob Laurie (1988-91)
Paul Mears (1992-94)
Mark Matulia (1985-86)
Joe McFarland (1983-85)
Bobby Moranda (2002-07)
Bran Prince (2008-17)
Scott Stricklin (2002-04)
Turtle Thomas (1986-87)
Mike Trapasso (1995-2001)
Leon Wurth (1989)
Mike Nickeas (2014-18)

ALL-TIME ROSTER

A

Aaron, Robert J, III 1997-98
Abate, Charles M. 1959-60
Adams, James B., Jr. 1963-65
Akers, Lane 1954-57
Albert, David R. 1992-93
Alyea, Brian F. 1990-92
Anderson, Jonathan C. 1989-90
Andreas, Michael J. 2002
Andrews, L.S., Jr.. 1951-52
Anthony, Emile D., III. 1963-65
Archer Andy. 2017-18
Archer, Hoke S., Jr.. 1956
Atha, Jason E. 1998-99
Austin, Mike 1953

B

Baenninger, Shelton L. (mgr)1961-63
Bailey, M. Wade 2015-18
Bakker, Kyle E.. 2001-03
Baldwin, Gregory M.. 1971-73
Bard, Luke F. 2010-12
Barlow, Walker . . . 2019-present
Barr, Matthew F.. 1993-94
Barr, J. Tucker 1994-96
Barron, Red 1922
Bart, Joey 2016-18
Bartnicki, Luke . . . 2019-present
Barzilli, Elliott S. 2014
Basil, Jason M. 1998-01
Bass, Jerry E.. 1974-77
Baum, John P. 1924
Baumgartner, John (mgr) 1964
Beal, Eugene 1975-77
Bearden, C. Blakely 1993
Beaver, William C. 1964
Beavers, James E. 1973-75
Beavers, Milton C. 1959-60
Beistline, Robin R. 1982-84
Benson, Charlie. . . 2019-present
Bergman, Richard 1979
Bergman, Robert B. 1977-79
Bergmark, George H. 1975
Berthelsen, John B. 2003
Bien, Jeffrey C. 1997-98
Binkley, Brett J. 1991-93
Blackmon, Charles C.. 2008
Blackwood, Steven E. 2003-06
Blane, Robert E. 1970-72
Blane, Watkins J., Jr. 1965-67
Blemker, Douglas R. 1980-82
Blemker, Ray, Jr.. 1957-59
Blue, Adam M.. 1998-99
Boggs, Brandon K. 2002-04
Boggs, Matthew J. . .1998-99,01-02
Bolick, Frank C. 1986
Bonifay, Cameron H.. 1971-74
Bonifay, Kenneth B. 1966-68
Bonifay, Kenneth B., Jr.. . . . 1989-91
Bonifay, R. Brannon, Jr.. . . . 1968-71
Bonnot, Brooks J.. 1975-78
Boomer, Douglas G. 1983-84
Bossons, Robert R.. 1948-50
Bower, Charles L.. 1975
Boyd, David E., Jr. 1974-76
Boyles, Charles R., IV 1981-82
Bradley, Daniel R.. 1968-69
Bradley, Jed C.. 2009-11
Bradshaw, Herbert, Jr. 1949-51
Bragg, Darren W. 1988-90
Brannon, Charles N. 1952-54
Brewster, Zach C.. 2009-11
Broadwater, Ralph A. 1979-80
Broadwater, Mike 1979
Brock, Jack 1940
Brooks, Ryan A. 1998
Brown, Adam (tr.) 1999-00
Brown, F. Brandon 1984
Brown, J. Kevin 1984-86
Brown, Joseph E.. 1948-49
Brown, Randy 1972-74
Broyles, J. Frank 1947
Bruce, Andrew G.. 1988-90
Buffington, Mark A. 1993
Burke, Blake A. 1986-88
Burks, Brian D.. 2001-04
Burnette, J. Chase 2008-10
Burns, Edwin T. 2006-08
Burns, Justin R. 1977
Burton, James C. (mgr). . . . 1961-63
Busbin, Bradley J. 1999-00
Butler, Chase M. 2011-12
Byers, Scott B.. 1993-96
Byrd, Anthony J.. 1990-92
Byrd, Marlon, J. 1996

C

Caldwell, Robert G.. 1964-66
Cameron, Kevin J. 1999-01
Campbell, Bart S.. 1975-77
Cape, C. Alan. 1985-88
Cardwell, Phillip R. 1968-69
Carmack, Charles M. 1962-63
Carmichael, Laird S.. 1973
Carnathan, Gene E. 1960
Carpenter, Micah. . 2016-present
Carrofiello, Gus (mgr) 1950
Carroll, J. Randall. 1965-66
Cary, Christopher G. 1992
Cason, Carlos J.. 1993-96
Cavette, Neil M. 1941
Chambers, Joe L.. 1958
Chambers, Joseph R. 1960
Chambless, Edward L. 1958-60
Childress, Henry L.. 1948-51
Clark, Danny C. 1970
Clay, Samuel T.. 2013-14
Cohen, William C.. 1953-56
Cole, Stephen R. 1971-72
Colson, Brent T. 1990-92
Combs, Bailey 2016-18
Conliff, Richard H., Jr.. 1961-63
Cook, Douglas W.. 1962-64
Cook, E.J. 1948
Cooney, Raymond J.. 1979-80
Corbin, George L., Jr. 1962-64
Costner, George H.. 1959
Crabbe, William 1950
Crancer, Walter A. 2006-07
Crane, Bert (mgr) 1953
Craport, Trevor R.. 2015-17
Crawford, Roy, III (mgr) 1973
Crawford, Sammy (mgr) . . . 2000-03
Creek, P. Douglas, III. 1988-91
Crews, Jordan C.. 2002-05
Crook, Ronald D. 1966
Crowder, Charles R. 1996-99
Crowder, Joseph A. 1971
Cruz, Alexander O. 2011-14
Cumpton, Brandon T. 2008-10
Cunningham, Tom (mgr) . . . 1972-75
Curlee, James E. 1956
Curry, Xzavion. . . . 2017-present

D

Dalton, S. Clay 2010-13
Dantzler, John C. 2007-10
Dastugue, Marcel F., III 1959
Datoc, Jared P.. 2015-18
Davies, Jake A. 2009-12
Davis, Dennis W. 1968-71
Davis, George T.. 1964-66
Davis, Harry H.. 1959-61
Davis, John K. 1987-90
Davison, Stephen A. 1976-79
Day, Craig 1903-06
Devine, Sean M.. 2008-10
Dews, Robert W.. 1960
Dickinson, Eddie A.. 1965-66
Didrick, Jarrett R.. 2009-12
Dietrich, Derek R.. 2008-10
Distasio, Jeffrey V. 1983-86
Donaghey, Stephen J.. 1996-99
Dore, Dylan J. 2013
Dove, Samuel K.. 2010-13
Dover, Robert L.. 1954-57
Doyle, George P., Jr. 1979-80
Drake, Samuel B.. 1987-89
Dubberly, Jesse B. (mgr). . . 2005-06
Dulaney, Burton 2016-17
Duncan, David E. 2006-08
Duncan, Geoffrey L., Jr. . . . 1994-96
Dunn, Charles E., III 1981-84
Dupart, Curtis D. 2007
Durkin, Martin W. 1988-89
Dwyer, Timothy P. 1988-89
Dyer, Vaughn 1952

E

Earnest, T. Mitchell 2011-14
Easterling, Adam, R.. 1994-97
Economos, Stephen C.. 1999
Edwards, Richard (mgr) 1951
Egbuna, Somto (mgr)2017-present
Elder, David M.. 1995-97
Eldridge, Williams D.. 1967
Elliot, Lawrence S. 1970-72
Emerson, Richard L.. 1963-64
English, Tristin . . . 2016-present
Entrekin, Ivan W. 1962-64
Entrekin, Larre W.. 1964-66
Erwin, Scott D.. 1986-89
Esch, Jacob O.. 2009-11
Evans, Zane C.. 2011-13

F

Farmer, George R. "Buck". . 2010-13
Faulk, Alfred D.(mgr) 1969-71
Feinberg, Gregory L.. 2013-14
Feltes, Bradley J. 2005-08
Ferguson, Arthur B. 1962
Fischer, Mark E. 1995-97
Fisher, Michael P. 2005-07
Fleming, Carlton S.. 1990-92
Fleming, W. Keith 1983-86
Fleury, Brian E.. . . . . 1987, 89
Fowler, James C. 1965-67
Fowler, Michael R. 1986-87
Free, Greg 1973
Friedman, Jack . . . 2019-present
Fritch, James L.. 1949-50
Fulcher, William M.. 1955-56
Futral, M. Brian 2005

G

Gallen, Kevin (tr). 1995-96
Galloway, Will. 2016
Gannaway, Michael M. 1964
Garciaparra, A. Nomar 1992-94
Garofalo, Jason J. 2007-10
Gause, D. Loyall 2005-06
Gauvreau, Bobby 2016
Gee, Donald R.. 1978-80
Geist, Peter A. 1983-85
Gentry, Michael J. 1980-81
George, Jon J. 1988-89
Gergel, Kevin M.. 2001
Gerhig, Mike 1981
Germany, John W. 1974
Gher, John K.. 1960-62
Gibson, Cameron P. 2012
Gibson, Keyton . . . 2016-present
Gibson, Robert D.. 1967-69
Gibson, W.C. 1939
Gilbert, Thomas E. 1977
Giuliani, James E.. 1974-76
Giuliani, Raymond A., Jr.. . . 1971-72
Gladwin, Robert U. 1992
Glover, David E. 1968-70
Goffena, Derik D. 1998-01
Gogolin, Elton W., III. 1992-94
Gold, Brandon D. 2014-16
Gonzalez, Matthew A. 2013-16
Gooden, Daniel L.. 2015
Gooden, Garrett 2017-18
Goodman, Christopher M.. . 2002-03
Goodman, John T. . . 2004, 2006-07
Gookin, Richard B. 1956-57
Gorst, Matthew C. 2014-16
Graham, Howell 1951
Grant, Walter B. 1955-56
Green, Thomas E.. 1989-90
Greene, J. Tyler 2003-05
Greenfader, Geoffrey A.. 2013
Griffin, Carey D. 1982
Griffin, James J.. 1967-68
Griffin, Tyrome V. 1986-88
Grimes, Matthew D. 2011-14
Grimm, David F. 1975
Groce, E. Garrett 2002
Guenther, J. Bradley (mgr) . . . 1988
Gustafson, Timothy C.. 2005-06
Guyton, R.V.. 1951

H

Hair, Henry R.. 1955
Hale, J.A.. 1948
Hale, Robert L.. 1950
Hall, Carter 2016-present
Hall, Francis K., Jr. 1962-64
Hall, Jacob M. 2002-05
Hall, Travis S.. 1993
Hall, William T. 1963-64
Hammett, Samuel H. 1966
Haney, Christopher M. 1997
Haniger, Jason T. 2006-09
Hardeman, W. Leon 1952
Hardie, Gary E.. 1977-79
Hargrave, James I., Jr. 1968-71
Harnage, Mallie J, Jr. 1956
Harof, Doug A. 1987-89
Harrell, Robert M., Jr. 1972-75
Harris, Gaston C., Jr. 1963-64
Harris, J. Floyd. 1967-69
Harris, William J., Jr.. 1989-91
Harris, W. Lloyd 1967-69
Harrison, Kyle (mgr) 1991-93
Hartzog, Henry M. 1963
Harvin, Charles R. 1949-51
Hawkins, John W., Jr. 1961
Hawranick, Andrew 2003-06
Haynes, Kenneth (mgr) 1964
Hays, James L. (mgr) 1954-55
Heddinger, Joshua J. 2012-14
Helinger, John J. 1973
Hensley, B. Brandon 1992-95
Herndon, Ben (mgr) 1996-99
Hicks, Christopher L. 2006-08
Hightower, Glenn E. (mgr) . . 1959-60
Hilton, Kevin W. 1989-91
Hodges, John R.. 1979
Hodges, Wesley M.. 2004-06
Hodorowski, Michael S. . . . 2012-13
Holt, William E.. 1951-52
Honeycutt, Heath E. 1996-98
Hood, James M.. 1996-98
Hook, Lewis W.. 1947-49
Hopkins, Sydney M. 2014
Horn, John E.. 1984-85
Hostetler, Michael D. 1989-91
Houghton, Samuel R. 1975
Hughes, Jonathan. 2016-present
House, Christopher R.. 2006-09
Hudlow, Rodney J. 1974-76
Hudson, J.B., Jr.. 1948
Hudson, J. Phillip 1967-70
Humphreys, Henry C. 1950-51
Hutchins, D. Brandon 1994
Hutts, Michael T. 2006-08
Hyatt, Jared L. 2004-07
Hyde, Daniel Mott. 2011-14
Hyde, Lee 2004-06
Hyder, James T., II 1959

I

Ibele, Douglas D. 1976-79
Ingram, Riccardo B. 1986-87
Inman, George W.. 1959-60
Innis, Keenan M. 2014-17
Isaacs, Dustin A. 2011-14
Ivester, David B. 1987-89

J

Jackson, Blake A.. 2015
Jackson, Brian A. 2001
Jackson, Robert H.. 1976-78
Jackson, Thomas E. 1963-65
Jacob, Kevin W. 2008-11
Jarrett, Roy E. 1965-67
Jerzembeck, Michael J. 1992
Jett, John B. 1982-83
Jillson, Jared E. 2013-14
Jobson, Robert W., Jr.. 1970-72
Johnson, Glenn H. 1967
Johnson, J. Kel 2015-18
Johnson, Reginald 1990-92
Jones, James A., Jr. 1954
Jones, Roderick R. 2010
Jordan, George W. 1947-49
Jordan, John A., Jr. 1954-57
Jordan, Michael L. 1975
Jordan, Scott A. 1982-85
Joyce, Jimmy E.. 1952
Justus, Connor D. 2014-16

K

Kafer, Harry L. 1964-66
Kail, Jon Henry. 2000-01
Kaiser, Roger A. 1959-61
Kalb, Henry G. 1943, 47-48
Kays, Marion R., III 1968-70
Keener, Donald A.. 1976
Keener, Marvin J.. 1948-49
Keener, Ronald C.. 1976
Kelly, Steven J.. 1999-01
Kendrick, Connor R. 2011
Kenney, Douglas M. 1989-91
Kerver, Keith D. 1984-87
Kinard, Roger T. 1984-87
Kindel, Jeffrey R. 2002, 04-06
King, Jonathan D.. 2013-17
King, Richard D.. 1975-77
King, Ronald E. 1966-68
Kizer, Herbert J., III 1974-77
Knox, Eric D. 2014
Kohli, John C. 1986
Koryo, John (mgr). 1979-81
Kown, Andrew D. 2002-04
Kronenfeld, Paul A.. 2011-12

L

LaCapra, John R. 1962-64
Ladd, Timothy 2005-07
Lane, Cameron R. 2002-05
Langley, Johnathan (mgr) 2015-18
Langley, Michael D. 1975-79
Lankford, John W. 1947-49
Lattanzi, Joe (mgr) 1981-83
Leach, Anthony Kyle. 2013-15
Lee, Jake. 2016-present
Lee, Robert W. 1968-70
Leggett, Adam B. 1995-97
Leonard, Prentiss D.. 1947-50
Leonida, Cole V. 2008-10
Lewis, Charles M. 1958
Lewis, Richard H., III 1999-01
Lincoln, James M. 1994
Lindsey, Gerald D. 1960
Livingston, Lawrence K. . . . 1970-73
Lockwood, Richard S.. 1980-83
Long, Patrick O. 2007-10
Lorenzo, Matthew R. 2001
Lucas, Timothy B.. 1993
Luck, Jimmy (mgr) 1993-95
Lusk, Robert T.. . . . . 1948-49, 51
Lynch, Connor G. 2012-13

M

MacGregor, Daniel S. 1954-57
Macon, Dennis M. 1976-79
Maggiore, Joseph (tr.). 1998-99
Maisano, Anthony A.. 1989-90
Maisano, Charles A. 1982-85
Malone, K. Alan 1986
Maloof, George B. 1950-52
Mann, Daniel J. 1979
Marchetti, Ronald J. 1950-51
Marmon, Frank E. 1952-53
Marmon, Richard C. 1953-54
Markey, Bradley S. 2011
Martin, Evan R. 2009-12

HISTORY

ALL-TIME ROSTER

Martin, James E. 1952
Martin, Michael W. 1993
Martin, Ronald J. 1961-63
Matthews, David T.. 1967
Matulia, Mark R.. 1982-85
Maurer, Larry F. 1980-82
McCann, Kyle 2017-present
McCauley, George R. 1952-55
McConnell, Walter G., Jr. . .1983-85
McCoy, Parker 2017
McCoy, Robert H. 1948-51
McDonald, G.E. 1934-35
McDonald, Marvin W. 1958
McDonald, Richard T. 1980-81
McDowell, Steve F. 1972-74
McGarr, David W. 1953-54
McGill, Shannon R.. . . .1994, 96-97
McGuire, Patrick W. 1986-88
McGuire, W. Deck. 2008-10
McIntyre, Scott A.. 1991-94
McKinney, Benjamin T. 2010
McMillin, R.S. 1947-48
McNamara, Kevin M. 1972-73
McQueen, Eric W.. 1996-99
Mears, Paul S.. . . . . .1988, 90-91
Meeks, John W., Jr. 1977-79
Melnick, Bruce (mgr) 1968
Menger, Johnny V. 1954-57
Menocal, Victor W. 1999-02
Meyer, Gerald J.. 1958-60
Middour, David B.. 1976-78
Miller, Brandon C.. 2009
Miller, Douglas Cole 2013
Miller, Ryan 2019-present
Mitchell, Andrew E.. 1998-01
Mize, Glenn D.. 1976-78
Mons, Jeffrey C.. 1984-86
Montgomery, Larry H.. 1978
Moore, Brian 2016
Moore, Charles H., Jr.. 1981
Moore, Edward E.. 1957-58
Moore, Robert E. 1966-68
Moore, Wallace T.. 1981
Moore, William M. 1972-73
Moore, William (mgr) 1964
Moreland, William C. 1969
Morgan, W. Christopher . . .1983-84
Morris, George A.. 1952
Morris, Larry C. 1953-55
Moseley, Larry S. 1965-66
Moxley, Stephen C.. 1977
Moylan, Robert R., Jr. (mgr) 1965-67
Murphy, James E. 1950-51
Murray, Andrew John 2012-15
Murray, Chase 2017-present
Murton, Luke F. 2006-09
Murton, Matthew H. 2001-03
Myers, Christopher J.. 1991-94
Myers, J. Davis 2000, 2002-03

N

Nail, Jimmy A. 1959
Nass, Alan W.. 1961
Neely, John R., Jr. 1957-58
Neighborgall, Jason B. 2003-05
Nelson, Jimmy M., Jr.. 1957-59
Newbern, Steven P. 1982-85
Newhan, David M. 1993
Newsom, Gary A. 1980-82
Newsome, Ernest L.. 1958
Nichols, Thomas R. 2008-10
Nickeas, Michael J. 2002-04
Nickles, Thomas (mgr) 1951
Nixon, William J. (mgr) 1965
Noggle, Donnie L.. 1965-67
North, Robert E. 1948-51

O

O'Brien, Richard T. 1981-82
O'Connor, Dennis M. 1974
O'Hara, R.M. 1948
Ogawa, Elliott K.. 2007
Overton, R. Jahmal. 1997-00
Owen, Jerry L.. 1967-69
Owings, Micah B.. 2003-04

P

Pabst, Arden L. J.. 2014-16
Page, Bill (mgr) 1967-68
Palka, Daniel B. 2011-13
Papetti, Todd L. 1995, 97
Parker, Derrell A. 1970
Parham, William H., II 1986-88
Parker, Tyler K.. 2000-02
Parr, Benton L.. 2014-17
Parrott, Rhett M. 1999-01
Parry, Samuel H. 1961
Patterson, Eric S. 2002-04
Patton, Robert A. 1954-57
Payne, Daniel A., Jr. 2005-07
Payne, Jeffrey C. 1965-67
Payton, Jason L. 1992-94
Pearce, Ronald E.. 1974-76
Peek, Norris L.. 1965-66
Peeples, Joel T. 1979
Perez, Matt (mgr) 2015-18
Perry, Eric J. 1978-81
Perry, Jason K.. 2000-02
Perry, Philip A. 2000-02, 04
Petty, Claude . . . . . 1940's
Peurifoy, C. Ryan 2014-17
Phillips, Matthew A. 2014-16
Pisciotta, Marc G.. 1989-91
Pitman, Eddie 1938-39
Pitts, Cole G. 2012-16
Plagman, Anthony R. 2007-10
Poje, Coleman R. 2015-17
Poole, James R.. 1986-88
Poole, Sean D.. 2010
Pope, Cory. 2015
Pope, Mark D. 2009-11
Pope, Milton (mgr) 1952
Porter, Michael W. 1975-76
Potter, Dixon G. 1954-57
Prager, Berrie M (mgr) 1956-58
Prather, R. Scott. 1996-98
Price, Brian A. 2012
Price, Mallie L.. 1960-61
Pridgen, William H.. 1971-72
Priestley, Jerry M. 1965-66
Prince, Bryan N.. 1998-01
Puck, Larry 1966
Pye, William A.. 1976

R

Rademacher, Wade 1961-62
Randall, Walter T. 1958
Raper, Ronald A.. 1988-90
Rea, Delton G., Jr. 1965-67
Reagin, Harvey F.,II. 1971-74
Redford, David E. 1952-55
Redovian, James M., Jr. . . .1989-90
Remole, Clifton M. 2002-04
Reynolds, Michael L. 1988-91
Rhino, Chappell V. 1951-53
Rhino, Daniel V. 1975
Rhino, Randall P. 1972-75
Rigby, Bradley K. 1992-94
Rigby, Paxton 2017-present
Ritter, Ryan N. 1993-95
Rizzo, Joseph G.. 1953
Robbins, Richard B. 1977-80
Robbins, Whitney L. 2004-06
Roberts, Jonathan D. 2011-14
Robertson, Jack E.. 1958
Robinson, J. Andrew. 2007-10
Robinson, Glover (mgr) 1953-54
Robinson, Gregory C. 1980
Robinson, James C., Jr. . . .1964-66
Robinson, Ronnie L.. 2000
Roddy, Roger 1985-88
Roedig, Cort 2019-present
Roethlisberger, Kenneth T.. .1977-78
Rogers, Jimmy L.. 1953
Rogers, Joseph P.. 1970-72
Rogers, Stuart H. 1980-84
Rollins, Kevin P. 1998-99
Rose, Shane (tr) 1993-94
Roth, Nick 2013-14
Rowland, Jeffrey D. 2008-10
Rucker, Donald G. 1980
Rulon, Bradley M.. 2005-08
Ryan, Zachary A. 2014-17
Rynders, R. Wesley. 1999-02

S

Sager, Brian. 2001
Saier, Matthew E.. 1994-95
Sailors, William C. 1953
Sanders, Brenton 2017-18
Scharf, Ronald E. 1963-65
Scherer, Nicholas E. 2005-07
Schisler, Michael S. 1970-73
Schmidt, Kyle A.. 2002-03
Schniederjans, Ben.. 2014-18
Schoening, Henry W. 1947-50
Scott, William (mgr) 1952
Scruggs, Charles C. 1942-43
Sebree, Kenneth M. 1984
Sedbery, Eugene B. 1947-50
Selby, William E.. 1963-64
Self, Ryan K. 2003-05
Sermershiem, Michael F. . .1949-50
Shadday, Jay 2017
Shannon, Lance D.. 1995-96
Shaw, W. Mark. 1986
Shea, Jerome R. (mgr) 1988
Sheeter, Benjamin C. 1999-00
Sheffer, Powell. 1951
Sheffield, Charles R.. 2012-13
Shelton, G. Tanner 2014-16
Shepherd, Danny R. 1973
Sheridan, Robert E., Jr.. . . 1960, 63
Shi, James D.,III. 1962-64
Shirilla, George 1981-85
Shiver, W. Todd. 1984-87
Shoop, J. Lynn. 1998
Short, Thomas M. (mgr) . . .1960-61
Simmons, Kirk E. 1979-80
Simonds, Matthew M.. 2009-10
Simoneaux, John (mgr) 2015-17
Sims, Jamie S.. 1982-85
Sineway, Ronald E.. 1949-50
Sitler, Carl L. 1984-87
Skinner, A. Chester, III 1972-73
Skole, Matthew T.. 2009-11
Slayden, Jeremy C. . . .2002-03, 05
Smelter, DeAndre T. 2011-14
Smith, Fred (mgr) 1956
Smith, Forest 1941-43
Smith, James C.. 1946-49
Smith, James L., Jr. 1961
Smith, Josh (mgr). 2005-08
Smith, Michael C.. 1992-95
Smith, Patrick G. 1949
Smith, Ralph J. 1964
Smith, Thomas A.. 2012-15
Smith, Thomas G., Jr. 1963-64
Solly, Daniel (mgr) 2004
Somoza, Andrew J. 1992
Sorrow, Michael F. 1969-72
Sorrow, Michael F., Jr. 1993-96
Spingola, Daniel C.. 2012-15
Stallings, Brandt. 2016-17
Stanford, Michael R.. 1982-84
Stanley, Robert E.. 1957
Stanley, Ryan C.. 2004-05
Stanton, Devin R. 2011-15
Stapleton, Charles M.. 1959
Steed, Richard E. 1970-73
Steele, Gary T. 1968-70
Stephens, Peter J. 1983-86
Stevens, James A. 1974
Stewart, C.R. 1948
Stewart, John H. 1985-86
Stiber, Scott (mgr) 1998-00
Stockton, Bradley T. 1998-01
Strange, Charles C. (mgr) . .1952-53
Street, Thomas G. 1972
Stuart, Bradley. 1982-83
Stuetzer, Ryan R. 1996-97
Suarez, Daniel 1977-79
Swain, Matthew D.. 2000-03

T

Tarver, Michael R.. 1975
Taylor, Drew W. 2002
Taylor, Joseph W. 1956
Teed, David D. 1956
Teixeira, Mark C. 1999-01
Terrell, Bill 1930
Terry, Vincent J. 1955-57
Theodocian, Charles E.. . . .1960-61
Theodocion, Charles D.. 1953
Thieme, Richard L.. 1995-97
Thomas, Connor . . 2017-present
Thomas, James H, Jr.. 1995-97
Thomas, J. Brandon 2010-13
Thomas, Michael A. 1959-60
Thomas, Samuel W. 1973-75
Thomas, Terry 1957-58
Thompson, Charles E. 1960-61
Thompson, Jefferson B. . . .1947-50
Thompson, Jesse C.. 1999
Thompson, Tommy E.. 1978-81
Thompson, Young H. 1949-50
Thorsten, James S. 1979-81
Tinkoff, Ryan S. 2006, 2008
Tinsley, Steven (mgr) 2014-16
Todd, Joe D. 1982
Tomasovich, S. Michael. . . .1961-62
Tomasovich, Theodore J. . .1966-68
Toups, Leon H.. 1958-59
Toups, Roland M.. 1958-59
Towery, Jimmy N.. 1956-58
Trapani, John David 1980-81
Trapani, Michael R.. 2003-06
Triplett, Christopher E. 2011
Trowbridge, Robert H., Jr. 1955
Tuggle, David L.. 1974
Tumlin, Chester J., Jr.. 1963
Turner, Frank B. 1973-76
Turner, Jack G.. 2000
Turner, Ryan J.. 2004-07

U

Ussery, Jeffrey R. 2007-08, 2010-11

V

Vance, Cory W.. 1998-00
Vann, Ronald T. 1954, 56-57
Varitek, Jason A. 1991-94
Veazey, Norman D.. 1958-59
Vidic, John Michael 2005
Vittur, Charles D. 1967-68
Von Tersch, Zachary T. 2007-09

W

Wagner, Nicholas R.. 2002-04
Walker, Aaron S.. 2001-04
Walker, Howell C.. 1952
Walker, John A. 1980-81
Walker, Lewis W., Jr.. 1966-67
Walker, Wayne E. 1981
Wallace, Ronald D.. 1970
Waller, Edward (mgr) 1952
Walton, William H., Jr.. . 1948-49, 51
Watchko, Jeffrey B. 2000-03
Waters, Philip A. (mgr) 1969-71
Watkins, Daniel E. 1979-82
Watts, Charles S. 1980
Webb, Jackson .2016, 2019-pres.
Weeman, Stephen K. 1966-67
Weisskopf, Josef C. 1982-83
West, Patrick H. 1978
White, Derrick L. 1985-88
Wickersham, Erskine B. (mgr) . 1963
Widell, Ralph A. 1949
Wieters, Matthew R.. 2005-07
Wiggins, David B.. 1990-91
Wilhite, Austin. . . . 2017-present
Wilhite, Nick 2017-present
Williams, Daniel (mgr) 2004
Williamson, William M. 1961-63
Willner, Robert C.. 1995
Wilson, Kristopher K. 1995-97
Wilson, Jack 1959-60
Winborne, Robert . 2016-present
Winn, Connor T. 2009-12
Wirth, Brian D. (mgr) 1989-91
Wise, Joseph B.. . . 1987-88, 90-91
Wiseman, Joseph D. 2013-16
Wiseman, Patrick N.. 2015-18
Wolff, Michael C. 1990-92
Wolkoff, Paul (tr) 1990-92
Wood, Blake D. 2004-06
Wood, Taylor A. 2008-11
Woodward, Greg D. 1981-83
Woodworth, Harry (mgr) . . .2005-07
Worthy, Cody A. 2015
Wren, Colby F. 2011-12
Wren, Kyle P. 2011-13
Wrigley, Jason C.. 1995-98
Wruble, Grant T.. 2013-16

Y

Yamaoka, Soma (mgr) 2014-16
Yancey, Michael D.. 1982-85
Yankosky, L.J. 1994, 96-98
Yokley, E.C. (mgr) 1958-59
Young, Clyde A. 1951-53
Young, Eulis T. 1951-53
Young, Ryan D. 2015
Young, Simon D. 1997-99
Young, William J. 2013

Z

Zamora, Jesus G.. 1960
Zauderer, James A. 1974-75
Zimmer, Lawrence E. 1964-66

List compiled with records available

HISTORY

CAREER STATS OF TECH'S TOP PLAYERS

JIMMY ADAMS, C

All-SEC Eastern Division, 1963

Year	G-GS	AB	R	H	Avg.	2B	3B	HR	RBI	SB
1963	23	76	12	22	.289	2	2	1	8	2
1964	24	94	16	24	.255	1	3	5	10	7
1965	30	105	22	27	.257	5	4	0	12	9
Total	**77**	**275**	**50**	**73**	**.265**	**8**	**9**	**6**	**30**	**18**

LANE AKERS, SS

All-SEC, 1956
Georgia Tech Hall of Fame, 1969

Year	G-GS	AB	R	H	Avg.	2B	3B	HR	RBI	SB
1954	22	89	17	27	.303	1	1	0	11	2
1955	24	99	33	35	.354	6	1	1	15	5
1956	23	81	18	26	.321	0	4	3	18	1
1957	28	110	29	38	.345	4	3	6	26	3
Total	**97**	**379**	**97**	**126**	**.332**	**11**	**9**	**10**	**70**	**11**

TOM ANGLEY, OF

Georgia Tech Hall of Fame, 1970

Year	G-GS	AB	R	H	Avg.	2B	3B	HR	RBI	SB
1925	21	83	—	35	.422	7	3	7	—	—
1926	26	100	—	50	.500	10	3	9	—	—
1927	28	108	—	42	.388	8	2	2	—	—
Total	**75**	**291**	**—**	**127**	**.436**	**25**	**8**	**18**	**—**	**—**

JOEY BART, C

Johnny Bench Award winner, 2018
First-Team All-America, 2018
First-Team All-ACC, 2018

Year	G-GS	AB	R	H	Avg.	2B	3B	HR	RBI	SB
2016	43-42	157	24	47	.299	10	0	1	31	0
2017	44-44	186	35	55	.296	13	0	13	43	4
2108	57-57	220	55	79	.359	12	0	16	38	3
Total	**144-143**	**563**	**115**	**181**	**.321**	**35**	**0**	**30**	**112**	**7**

KYLE BAKKER, P

Second Team All-America, 2002
Second Team All-ACC, 2002, 2003

Year	G-GS	W-L	SV	ERA	IP	H	R	ER	BB	SO
2001	16-5	4-1	0	2.78	45.1	49	21	14	9	49
2002	19-19	13-2	0	3.14	134.2	132	58	47	24	115
2003	18-17	8-3	0	4.35	93	97	54	45	36	80
Total	**53-41**	**25-6**	**0**	**3.49**	**273**	**278**	**133**	**106**	**69**	**244**

TUCKER BARR, C/P

First Team All-ACC, 1995
Second Team All-ACC, 1996

Year	G-GS	AB	R	H	Avg.	2B	3B	HR	RBI	SB
1994	45-25	80	23	22	.275	5	0	0	16	0
1995	60-59	224	54	65	.290	15	1	14	70	1
1996	64-61	219	54	65	.297	13	1	12	42	5
Total	**169-145**	**523**	**131**	**152**	**.291**	**33**	**2**	**26**	**128**	**6**

Year	G-GS	W-L	SV	ERA	IP	H	R	ER	BB	SO
1994	24-1	1-1	2	3.32	38	30	18	14	10	44
1995	17-0	0-1	12	3.38	18.2	17	7	7	1	27
1996	7-0	1-1	3	5.79	4.2	4	5	3	3	3
Total	**48-1**	**2-3**	**17**	**3.52**	**61.1**	**51**	**30**	**24**	**14**	**74**

JASON BASIL, C/OF

First Team All-ACC, 2000
Second Team All-ACC, 2001
ACC Tournament MVP, 2000

Year	G-GS	AB	R	H	Avg.	2B	3B	HR	RBI	SB
1998	48-37	134	28	42	.313	11	1	3	27	3
1999	55-54	209	43	73	.349	18	0	8	56	5
2000	66-66	251	59	96	.382	25	2	15	83	8
2001	61-61	234	64	78	.333	12	0	14	64	8
Total	**230-218**	**828**	**194**	**289**	**.349**	**66**	**3**	**40**	**230**	**24**

JERRY BASS, P

All-Metro Conference, 1977
Georgia Tech Hall of Fame, 1983

Year	G-GS	W-L	SV	ERA	IP	H	R	ER	BB	SO
1974	11-7	7-1	0	3.90	55.1	50	34	24	35	42
1975	11-10	3-6	0	3.63	69.1	58	37	28	28	66
1976	14-10	2-4	—	5.48	65.2	79	51	40	29	65
1977	16-14	10-5	—	2.78	119.2	102	53	37	50	121
Total	**52-41**	**22-16**	**0**	**3.75**	**310**	**289**	**175**	**129**	**142**	**294**

CHARLIE BLACKMON, OF/P

Second Team All-ACC, 2008
Second Team Academic All-America, 2008

Year	G-GS	AB	R	H	Avg.	2B	3B	HR	RBI	SB
2008	62-62	250	68	99	.396	12	3	8	45	25
Total	**62-62**	**250**	**68**	**99**	**.396**	**12**	**3**	**8**	**45**	**25**

Year	G-GS	W-L	SV	ERA	IP	H	R	ER	BB	SO
2007	1-0	0-0	0	18.00	1.0	2	2	2	2	0
2008	1-0	0-0	0	18.00	1.0	4	4	2	1	1
Total	**2-0**	**0-0**	**0**	**18.00**	**2.0**	**6**	**6**	**4**	**3**	**1**

STEVEN BLACKWOOD, OF

First Team All-ACC, 2005
Second Team All-ACC, 2004
Third Team Academic All-America, 2006
Georgia Tech Hall of Fame, 2018

Year	G-GS	AB	R	H	Avg.	2B	3B	HR	RBI	SB
2003	53-27	116	33	41	.353	8	3	5	38	5
2004	65-61	256	71	92	.359	22	0	4	66	7
2005	60-60	241	61	81	.336	13	1	5	65	3
2006	64-62	255	55	69	.271	17	0	7	52	5
Total	**242-210**	**868**	**220**	**283**	**.326**	**60**	**4**	**21**	**221**	**20**

BUD BLEMKER, 1B/P

Second Team All-America, 1957
All-SEC, 1957, 1959
Georgia Tech Hall of Fame, 1970

Year	G-GS	AB	R	H	Avg.	2B	3B	HR	RBI	SB
1957	14	31	2	9	.290	1	1	1	5	0
1958	23	46	7	11	.239	4	0	1	10	0
1959	18	45	10	15	.333	0	2	2	8	0
Total	**55**	**122**	**19**	**35**	**.287**	**5**	**3**	**4**	**23**	**0**

Year	G-GS	W-L	SV	ERA	IP	H	R	ER	BB	SO
1957	13	8-0	-	1.36	72.2	47	13	11	28	72
1958	10	1-6	-	3.41	66.0	50	35	25	31	66
1959	12	9-3	-	1.99	95.0	59	29	21	28	54
Total	**35**	**18-9**	**-**	**2.20**	**233.2**	**156**	**77**	**57**	**87**	**192**

BRANDON BOGGS, OF

First Team All-ACC, 2004

Year	G-GS	AB	R	H	Avg.	2B	3B	HR	RBI	SB
2002	63-54	190	36	58	.305	17	0	0	35	7
2003	55-46	195	37	48	.246	8	2	9	38	11
2004	65-65	255	68	82	.322	14	1	9	58	11
Total	**183-165**	**640**	**141**	**188**	**.294**	**39**	**3**	**18**	**131**	**29**

MATTHEW BOGGS, UTL

Second Team Academic All-America, 2002

Year	G-GS	AB	R	H	Avg.	2B	3B	HR	RBI	SB
1998	51-38	126	34	39	.310	5	1	0	16	8
1999	57-56	206	56	65	.316	5	0	0	16	14
2001	56-56	206	56	71	.345	10	1	0	35	7
2002	63-63	234	52	85	.363	12	2	1	43	12
Total	**227-213**	**772**	**198**	**260**	**.337**	**32**	**4**	**1**	**110**	**41**

FRANK BOLICK, 3B

Freshman All-America, 1986

Year	G-GS	AB	R	H	Avg.	2B	3B	HR	RBI	SB
1986	67-67	238	72	82	.345	8	4	16	62	6
1987	15-15	46	26	17	.370	5	1	4	23	5
Total	**82-82**	**284**	**98**	**99**	**.349**	**13**	**5**	**20**	**85**	**11**

CAM BONIFAY, 3B

Honorable Mention All-America, 1971
Georgia Tech Hall of Fame, 1982

Year	G-GS	AB	R	H	Avg.	2B	3B	HR	RBI	SB
1971	37	136	22	55	.404	7	2	0	35	—
1972	29	108	25	40	.370	7	4	0	18	—
1973	28	86	17	28	.326	5	4	1	19	4
1974	37	132	42	48	.364	11	3	4	36	4
Total	**131**	**462**	**106**	**171**	**.370**	**30**	**13**	**5**	**108**	**8**

JED BRADLEY, P

Second Team All-ACC, 2010, 2011

Year	G-GS	W-L	SV	ERA	IP	H	R	ER	BB	SO
2009	12-8	2-3	0	6.65	44.2	54	36	33	17	49
2010	16-16	9-5	0	4.83	91.1	107	58	49	25	99
2011	16-16	7-3	0	3.49	98.0	89	47	38	31	106
Total	**44-40**	**18-11**	**0**	**4.62**	**234.0**	**250**	**141**	**120**	**73**	**254**

DARREN BRAGG, OF

Third Team All-America, 1990
Georgia Tech Hall of Fame, 2002

Year	G-GS	AB	R	H	Avg.	2B	3B	HR	RBI	SB
1988	43-13	59	11	12	.203	1	0	4	10	3
1989	63-63	213	74	69	.324	13	1	9	42	14
1990	71-70	239	61	95	.397	17	2	10	73	14
1991	65-65	227	86	74	.326	21	2	13	69	20
Total	**242-211**	**738**	**232**	**250**	**.339**	**52**	**5**	**36**	**194**	**51**

KEVIN BROWN, P

First Team All-America, 1986
Second Team All-ACC, 1986
Georgia Tech Hall of Fame, 1991

Year	G-GS	W-L	SV	ERA	IP	H	R	ER	BB	SO
1984	11-10	7-2	0	5.56	56.2	67	41	35	32	32
1985	19-18	10-6	0	3.94	137	146	76	60	45	95
1986	21-20	11-5	0	3.57	136	113	76	54	68	122
Total	**51-48**	**28-13**	**0**	**4.07**	**329.2**	**326**	**193**	**149**	**145**	**249**

ANDY BRUCE, 3B

Third Team All-America, 1990
First Team All-America, 1991
First Team All-ACC, 1989, 1990, 1991
ACC Player of the Year, 1991
Georgia Tech Hall of Fame, 2001

Year	G-GS	AB	R	H	Avg.	2B	3B	HR	RBI	SB
1988	29-11	57	8	9	.158	1	0	2	5	2
1989	64-64	257	60	86	.335	14	1	11	53	2
1990	71-71	267	58	97	.363	20	5	17	78	3
1991	64-64	249	67	86	.345	19	3	22	96	3
Total	**228-210**	**830**	**193**	**278**	**.335**	**54**	**9**	**52**	**232**	**10**

BRIAN BURKS, P

ACC Tournament MVP, 2003

Year	G-GS	W-L	SV	ERA	IP	H	R	ER	BB	SO
2001	26-0	4-1	2	4.08	35.1	42	28	16	14	22
2002	25-14	10-7	3	3.87	102.1	114	57	44	25	81
2003	23-2	5-1	8	3.92	57.1	49	31	25	13	50
2004	19-14	8-6	0	4.67	94.1	105	59	49	23	76
Total	**93-30**	**27-15**	**13**	**4.18**	**289.1**	**310**	**175**	**134**	**75**	**229**

SCOTT BYERS, 1B

Second Team All-ACC, 1996

Year	G-GS	AB	R	H	Avg.	2B	3B	HR	RBI	SB
1993	32-19	69	8	18	.261	8	0	1	11	0
1994	65-58	244	45	80	.328	17	2	8	49	1
1995	56-56	221	57	84	.380	25	0	7	59	2
1996	64-64	262	60	85	.324	20	1	15	62	1
Total	**217-197**	**796**	**170**	**267**	**.335**	**70**	**3**	**31**	**181**	**4**

RANDY CARROLL, 2B

Third Team All-America, 1965
Georgia Tech Hall of Fame, 1976

Year	G-GS	AB	R	H	Avg.	2B	3B	HR	RBI	SB
1965	30	117	24	44	.376	7	8	4	15	4
1966	29	109	21	36	.330	8	2	0	21	0
Total	**59**	**226**	**45**	**80**	**.354**	**15**	**10**	**4**	**36**	**4**

EDDIE CHAMBLESS, P

All-SEC, 1960

Year	G-GS	W-L	SV	ERA	IP	H	R	ER	BB	SO
1958	6	2-3	—	4.55	31.2	33	21	16	23	21
1959	12	5-2	—	3.05	62	59	29	21	28	54
1960	11	5-1	—	2.97	69.2	43	30	23	33	73
Total	**29**	**12-6**	**—**	**3.31**	**163.1**	**135**	**80**	**60**	**84**	**148**

RICHARD CONLIFF, C

All-SEC Eastern Division, 1962

Year	G-GS	AB	R	H	Avg.	2B	3B	HR	RBI	SB
1961	24	93	16	24	.258	2	0	1	10	1
1962	24	91	9	28	.308	2	0	1	15	1
1963	24	98	14	26	.265	3	2	3	16	0
Total	**72**	**282**	**39**	**78**	**.277**	**7**	**2**	**5**	**41**	**2**

CAREER STATS OF TECH'S TOP PLAYERS

DOUG CREEK, P

Georgia Tech Hall of Fame, 2001

Year	G-GS	W-L	SV	ERA	IP	H	R	ER	BB	SO
1988	16-16	9-4	0	4.60	94	87	57	48	63	88
1989	17-16	10-6	0	4.53	115.1	108	76	58	65	116
1990	20-19	11-4	0	3.71	126	116	73	52	52	126
1991	21-19	11-5	0	4.54	136.2	142	84	69	69	128
Total	**74-70**	**41-19**	**0**	**4.33**	**472**	**453**	**290**	**227**	**249**	**458**

BUTCH CROOK, P

Second Team All-America, 1966

Year	G-GS	W-L	SV	ERA	IP	H	R	ER	BB	SO
1966	8	1-6	-	3.46	52.0	27	23	20	48	61
Total	**8**	**1-6**	**-**	**3.46**	**52.0**	**27**	**23**	**20**	**48**	**61**

CHUCK CROWDER, P

First Team All-America, 1998
Third Team All-America, 1999
First Team All-ACC, 1999
Georgia Tech Hall of Fame, 2010

Year	G-GS	W-L	SV	ERA	IP	H	R	ER	BB	SO
1996	22-14	10-5	0	4.30	92	87	51	44	39	98
1997	8-2	1-0	1	2.08	13	14	5	3	10	16
1998	20-19	12-4	0	3.03	124.2	105	56	42	56	133
1999	23-17	10-5	3	3.62	117	106	57	47	58	130
Total	**73-52**	**33-14**	**4**	**3.53**	**346.2**	**312**	**169**	**136**	**163**	**377**

JAKE DAVIES, 1B/P

Honorable Mention, All-America, 2012
Second Team All-Atlantic Region, 2012
Second Team All-ACC, 2011, 2012
ACC Tournament MVP, 2012

Year	G-GS	AB	R	H	Avg.	2B	3B	HR	RBI	SB
2009	11-2	12	2	3	.250	0	0	1	2	0
2010	17-3	25	2	5	.200	1	0	0	3	0
2011	61-56	222	39	77	.347	13	1	5	35	0
2012	63-62	239	43	78	.326	11	0	14	73	0
Total	**152-123**	**498**	**86**	**163**	**.327**	**36**	**2**	**30**	**113**	**0**

Year	G-GS	W-L	SV	ERA	IP	H	R	ER	BB	SO
2009	27-0	3-0	0	3.54	28.0	24	12	11	16	25
2010	17-0	2-0	0	3.52	15.1	15	8	6	6	10
2011	1-0	0-0	0	0.00	0.1	0	0	0	0	0
2012	1-4	14-5	0	6.61	31.1	37	26	23	18	21
Total	**59-5**	**6-4**	**0**	**4.80**	**75.0**	**76**	**46**	**40**	**56**	**14**

CRAIG DAY, P

Georgia Tech Hall of Fame, 1962

Year	G-GS	W-L	SV	ERA	IP	H	R	ER	BB	SO
1903	1	0-1	—	—	—	—	—	—	—	—
1904	8	5-3	—	—	62+	—	—	—	—	67
1905	13	11-2	—	—	113	—	—	—	—	70
1906	11	8-2	—	—	93	—	—	—	—	66
Total	**33**	**24-8**	**—**	**—**	**268+**	**—**	**—**	**—**	**—**	**203**

DEREK DIETRICH, SS

National Freshman of the Year, 2008
Freshman All-America, 2008
Second Team All-ACC, 2008, 2009
ESPN CoSIDA Academic All-America, 2009, 2010
Third Team All-America, 2010
First Team All-ACC, 2010
ACC Scholar-Athlete of the Year, 2010

Year	G-GS	AB	R	H	Avg.	2B	3B	HR	RBI	SB
2008	62-62	238	53	79	.332	16	2	14	66	3
2009	58-58	225	61	70	.311	7	4	10	54	5
2010	62-62	240	68	84	.350	15	3	17	61	8
Total	**182-182**	**703**	**182**	**233**	**.331**	**38**	**9**	**41**	**181**	**16**

JEFF DISTASIO, 1B/P

Second Team All-ACC, 1986
ACC Tournament MVP, 1986

Year	G-GS	AB	R	H	Avg.	2B	3B	HR	RBI	SB
1983	31	69	19	22	.319	5	0	4	21	0
1984	3-3	10	1	3	.300	1	0	0	2	1
1985	49-38	142	33	42	.296	8	1	13	38	1
1986	61-60	243	51	80	.329	14	0	19	82	1
Total	**144-101**	**464**	**104**	**147**	**.317**	**28**	**1**	**36**	**143**	**3**

Year	G-GS	W-L	SV	ERA	IP	H	R	ER	BB	SO
1983	16-13	6-4	1	4.32	77.0	89	55	37	46	47
1984	5-5	4-0	0	4.18	28.0	23	15	13	24	29
1986	6-6	2-1	0	6.85	22.1	26	21	17	21	17
Total	**27-24**	**12-5**	**1**	**4.74**	**127.1**	**138**	**91**	**67**	**91**	**93**

DAVID DUNCAN, P

Second Team All-ACC, 2008

Year	G-GS	W-L	SV	ERA	IP	H	R	ER	BB	SO
2006	19-14	7-2	0	5.50	72.0	88	55	44	25	51
2007	16-16	7-4	0	3.72	104.0	106	48	43	30	86
2008	15-15	7-3	0	4.48	96.1	99	53	48	32	74
Total	**50-45**	**21-9**	**0**	**4.46**	**272.1**	**293**	**156**	**135**	**87**	**211**

DAVID ELDER, P

Honorable Mention All-America, 1996
Second Team All-ACC, 1997

Year	G-GS	W-L	SV	ERA	IP	H	R	ER	BB	SO
1995	23-12	10-5	0	6.98	89	102	73	69	62	64
1996	21-18	9-5	0	5.25	106.1	111	72	62	56	123
1997	22-12	9-4	1	3.44	96.2	96	63	37	42	96
Total	**66-42**	**28-14**	**1**	**5.18**	**292**	**309**	**208**	**168**	**160**	**283**

LARRY ELLIOTT, SS

NCAA All-District, 1971
Georgia Tech Hall of Fame, 1981

Year	G-GS	AB	R	H	Avg.	2B	3B	HR	RBI	SB
1970	24	96	16	26	.271	3	2	0	4	—
1971	37	143	35	59	.413	12	1	0	19	—
1972	31	116	36	42	.362	10	4	0	11	—
Total	**92**	**355**	**87**	**127**	**.358**	**25**	**7**	**0**	**34**	**—**

SCOTT ERWIN, P

Third Team All-America, 1988
All-Atlantic Region, 1988
Georgia Tech Hall of Fame, 2000

Year	G-GS	W-L	SV	ERA	IP	H	R	ER	BB	SO
1986	16-5	3-0	0	5.28	46	44	31	27	47	49
1987	10-5	3-1	0	6.21	29	30	20	20	20	30
1988	17-16	13-0	0	2.61	114	84	46	33	55	106
1989	12-11	6-2	0	3.39	61	49	29	23	59	51
Total	**55-37**	**25-3**	**0**	**3.71**	**250**	**207**	**126**	**103**	**181**	**236**

ZANE EVANS, C/P

Second Team All-America, 2013
National Finalist, Johnny Bench Award, 2013
First Team All-ACC, 2013
Freshman All-America, 2011

Year	G-GS	AB	R	H	Avg.	2B	3B	HR	RBI	SB
2011	58-58	226	34	61	.270	14	0	5	45	2
2012	59-59	224	23	66	.295	17	1	4	51	1
2013	64-64	244	47	88	.361	12	1	14	66	0
Total	**181-181**	**694**	**115**	**215**	**.310**	**43**	**2**	**23**	**163**	**3**

Year	G-GS	W-L	SV	ERA	IP	H	R	ER	BB	SO
2012	19-1	0-1	7	3.68	36.2	31	17	15	8	34
2013	14-0	2-2	3	3.38	21.1	20	9	8	14	15
Total	**33-1**	**2-3**	**10**	**3.57**	**58.0**	**51**	**26**	**23**	**22**	**49**

BUCK FARMER, P

First Team All-ACC, 2012, 2013
Second Team All-ACC, 2011
Semifinalist, National Pitcher of the Year, 2013

Year	G-GS	W-L	SV	ERA	IP	H	R	ER	BB	SO
2010	19-3	5-1	0	3.63	52.0	39	25	21	18	44
2011	16-16	11-3	0	2.82	108.1	95	47	34	31	106
2012	16-16	8-4	0	3.54	106.2	100	48	42	38	115
2013	17-17	9-5	0	2.78	113.1	100	42	35	35	122
Total	**68-52**	**33-13**	**0**	**3.12**	**380.1**	**334**	**162**	**132**	**121**	**387**

MARK FISCHER, OF

First Team All-America, 1997
Third Team All-America, 1996
All-Atlantic Region, 1997
First Team All-ACC, 1996
Second Team All-ACC, 1997
Georgia Tech Hall of Fame, 2008

Year	G-GS	AB	R	H	Avg.	2B	3B	HR	RBI	SB
1995	57-57	224	50	76	.339	12	7	4	56	5
1996	63-63	260	60	104	.400	23	5	14	66	8
1997	61-61	257	75	91	.354	10	7	24	98	17
Total	**181-181**	**741**	**185**	**271**	**.366**	**45**	**19**	**42**	**220**	**30**

CARLTON FLEMING, 2B

Second Team All-ACC, 1992
All-Atlantic Region, 1992

Year	G-GS	AB	R	H	Avg.	2B	3B	HR	RBI	SB
1990	65-63	245	67	83	.339	5	0	0	29	18
1991	66-66	268	62	92	.343	7	5	0	43	26
1992	64-64	249	67	89	.357	9	2	3	32	24
Total	**195-193**	**762**	**196**	**264**	**.346**	**21**	**7**	**3**	**104**	**68**

KEITH FLEMING, P

Georgia Tech Hall of Fame, 1991

Year	G-GS	W-L	SV	ERA	IP	H	R	ER	BB	SO
1983	26-1	5-1	3	3.91	50.2	59	33	22	46	50
1984	28-1	2-2	7	4.23	44.2	45	32	21	29	44
1985	21-13	10-4	3	4.67	104	126	60	54	36	81
1986	36-0	5-4	8	2.30	70.1	53	21	18	27	91
Total	**111-15**	**22-11**	**21**	**3.84**	**269.2**	**283**	**146**	**115**	**138**	**266**

MIKE FOWLER, OF/1B

Second Team All-ACC, 1987
ACC All-Tournament, 1987

Year	G-GS	AB	R	H	Avg.	2B	3B	HR	RBI	SB
1986	60-53	215	48	76	.353	18	1	15	61	5
1987	65-65	259	84	99	.382	25	1	18	87	19
Total	**125-118**	**474**	**132**	**175**	**.369**	**43**	**2**	**33**	**148**	**24**

NOMAR GARCIAPARRA, SS

First Team All-America, 1993, 1994
First Team All-ACC, 1993, 1994
GTE Academic All-America, 1993, 1994
Georgia Tech Hall of Fame, 2004

Year	G-GS	AB	R	H	Avg.	2B	3B	HR	RBI	SB
1992	61-60	226	45	82	.363	18	2	3	51	25
1993	49-47	172	39	51	.297	14	1	4	42	8
1994	64-62	274	92	117	.427	26	11	16	73	33
Total	**174-169**	**672**	**176**	**250**	**.372**	**58**	**14**	**23**	**166**	**66**

PETE GEIST, UTL

All-Atlantic Region, 1984
Second Team All-ACC, 1985

Year	G-GS	AB	R	H	Avg.	2B	3B	HR	RBI	SB
1983	51	191	52	67	.351	8	4	7	45	2
1984	55-55	225	68	79	.351	14	4	16	66	6
1985	42-37	152	41	53	.349	19	2	7	35	3
Total	**148-92+**	**568**	**161**	**199**	**.350**	**41**	**10**	**30**	**146**	**11**

JOHN GHER, OF/3B

All-SEC, 1962

Year	G-GS	AB	R	H	Avg.	2B	3B	HR	RBI	SB
1960	25	79	23	18	.228	2	1	1	14	2
1961	24	88	18	21	.239	3	2	1	17	2
1962	24	91	17	29	.319	5	5	1	21	9
Total	**73**	**258**	**58**	**68**	**.264**	**10**	**8**	**3**	**52**	**13**

JIM GIULIANI, OF

All-Metro Conference, 1976

Year	G-GS	AB	R	H	Avg.	2B	3B	HR	RBI	SB
1974	33	128	13	28	.219	7	0	0	14	0
1975	29	105	26	32	.305	9	2	1	26	1
1976	34	123	24	45	.366	22	0	1	30	3
Total	**96**	**356**	**63**	**105**	**.295**	**38**	**2**	**2**	**70**	**4**

AL GOGOLIN, P

Honorable Mention All-America, 1994

Year	G-GS	W-L	SV	ERA	IP	H	R	ER	BB	SO
1992	11-3	3-0	0	2.37	30.1	32	18	8	16	24
1993	16-14	8-1	0	2.75	88.1	69	36	27	31	77
1994	24-20	12-3	0	3.49	139.1	137	69	54	60	124
Total	**51-37**	**23-4**	**0**	**3.10**	**258**	**238**	**123**	**89**	**107**	**225**

BRANDON GOLD, INF/P

ABCA All-Region, 2016
Second Team All-ACC, 2016
Third Team All-ACC, 2015

Year	G-GS	AB	R	H	Avg.	2B	3B	HR	RBI	SB
2014	54-50	183	27	45	.246	12	0	0	16	0
2015	26-23	77	12	21	.273	3	2	1	11	0
2016	32-27	41	12	10	.244	2	0	2	8	0
Total	**112-100**	**301**	**51**	**76**	**.252**	**17**	**2**	**3**	**35**	**0**

Year	G-GS	W-L	SV	ERA	IP	H	R	ER	BB	SO
2015	14-12	7-3	0	3.26	85.2	71	35	31	25	71
2016	16-16	9-3	0	2.48	105.1	109	43	29	31	81
Total	**30-28**	**16-6**	**0**	**2.83**	**191.0**	**180**	**78**	**60**	**56**	**152**

CAREER STATS OF TECH'S TOP PLAYERS

MATT GONZALEZ, 3B/OF

Freshman All-America, 2013
ABCA All-Region, 2016
First Team All-ACC, 2016
Second Team All-ACC, 2014, 2015
ACC All-Championship Team, 2016

Year	G-GS	AB	R	H	Avg.	2B	3B	HR	RBI	SB
2013	61-58	227	37	66	.291	9	2	3	37	10
2014	64-64	255	34	80	.314	21	1	1	37	9
2015	55-55	221	29	63	.285	13	0	5	42	10
2016	59-59	246	52	93	.378	16	0	11	54	10
Total	**239-236**	**949**	**152**	**302**	**.318**	**59**	**3**	**20**	**170**	**39**

MATTHEW GORST, P

Second Team All-American, 2016
ABCA All-Region, 2016
Second Team All-ACC, 2016

Year	G-GS	W-L	SV	ERA	IP	H	R	ER	BB	SO
2014	15-0	1-0	0	7.59	21.1	20	18	18	22	16
2015	26-0	3-2	1	4.81	33.2	30	20	18	26	32
2016	28-0	2-1	12	0.55	49.0	30	5	3	13	55
Total	**69-0**	**6-3**	**13**	**3.38**	**104.0**	**80**	**43**	**39**	**61**	**103**

TYLER GREENE, SS

First Team All-America, 2005
Freshman All-America, 2003
First Team All-ACC, 2005
ACC Tournament MVP, 2005
Georgia Tech Hall of Fame, 2015

Year	G-GS	AB	R	H	Avg.	2B	3B	HR	RBI	SB
2003	61-61	228	48	72	.316	8	2	8	43	19
2004	64-64	256	55	70	.273	18	1	7	52	16
2005	61-61	269	76	100	.372	15	3	12	72	31
Total	**186-186**	**753**	**179**	**242**	**.321**	**41**	**6**	**27**	**167**	**66**

TY GRIFFIN, 2B

First Team All-America, 1988
First Team All-ACC, 1987, 1988
ACC Tournament MVP, 1988
Golden Spikes Award Finalist, 1988
Georgia Tech Hall of Fame, 1994

Year	G-GS	AB	R	H	Avg.	2B	3B	HR	RBI	SB
1986	64-61	248	69	74	.298	9	1	1	23	50
1987	62-62	258	70	91	.353	19	0	7	40	39
1988	68-68	261	81	90	.345	16	8	14	68	38
Total	**194-191**	**767**	**220**	**255**	**.332**	**44**	**9**	**22**	**131**	**127**

WELDON HENLEY, P

Year	G-GS	W-L	SV	ERA	IP	H	R	ER	BB	SO
1900	4-3	2-1	—	0.00	30	9	—	0	—	43
1901	8-8	6-2	—	—	63	—	—	—	—	68+
Total	**12-11**	**8-3**	**—**	**—**	**93**	**9+**	**—**	**—**		**111+**

BRANDON HENSLEY, 3B

First Team All-ACC, 1995

Year	G-GS	AB	R	H	Avg.	2B	3B	HR	RBI	SB
1992	56-51	182	25	53	.291	12	4	2	34	0
1993	61-60	221	35	67	.303	11	1	4	37	2
1994	67-67	270	59	94	.348	18	3	10	65	1
1995	58-57	208	56	67	.322	13	1	7	48	1
Total	**242-235**	**881**	**175**	**281**	**.319**	**54**	**9**	**23**	**184**	**4**

WES HODGES, 3B

First Team All-ACC, 2005
Second Team All-ACC, 2006

Year	G-GS	AB	R	H	Avg.	2B	3B	HR	RBI	SB
2004	46-45	184	41	56	.304	16	1	4	31	7
2005	63-63	267	67	106	.397	18	0	9	51	3
2006	58-57	219	49	72	.329	20	0	11	68	0
Total	**167-165**	**670**	**157**	**234**	**.349**	**54**	**1**	**24**	**150**	**10**

HEATH HONEYCUTT, 3B

Third Team All-America, 1998
Second Team All-ACC, 1998

Year	G-GS	AB	R	H	Avg.	2B	3B	HR	RBI	SB
1996	28-8	42	7	14	.333	2	0	0	7	9
1997	61-61	249	52	86	.345	13	5	2	50	17
1998	63-63	258	70	95	.368	18	2	14	71	13
Total	**152-132**	**549**	**129**	**195**	**.355**	**33**	**7**	**16**	**128**	**39**

JAY HOOD, SS

Second Team All-ACC, 1998

Year	G-GS	AB	R	H	Avg.	2B	3B	HR	RBI	SB
1996	64-64	268	43	74	.276	11	1	8	46	2
1997	34-34	141	39	48	.340	8	2	4	31	2
1998	49-49	203	44	65	.320	21	1	10	43	1
Total	**147-147**	**612**	**126**	**187**	**.306**	**40**	**4**	**22**	**120**	**5**

MIKE HOSTETLER, P

Third Team All-America, 1990
Second Team All-ACC, 1989
First Team All-ACC, 1990
Georgia Tech Hall of Fame, 2001

Year	G-GS	W-L	SV	ERA	IP	H	R	ER	BB	SO
1989	33-0	3-5	11	4.93	49.1	44	35	27	21	52
1990	18-18	12-4	0	2.76	130.1	111	61	40	37	97
1991	21-12	7-8	1	3.93	103.0	111	60	45	38	93
Total	**72-30**	**22-17**	**12**	**3.57**	**282.2**	**266**	**156**	**112**	**96**	**242**

RICCARDO INGRAM, OF/1B

First Team All-America, 1987
ACC Player of the Year, 1987
ACC Athlete of the Year, 1987
Georgia Tech Hall of Fame, 1995

Year	G-GS	AB	R	H	Avg.	2B	3B	HR	RBI	SB
1986	66-60	234	41	72	.308	9	3	10	48	7
1987	65-64	237	93	101	.426	21	3	17	99	17
Total	**131-124**	**471**	**134**	**173**	**.367**	**30**	**6**	**27**	**147**	**24**

GEORGE INMAN, C

All-SEC, 1959, 1960
Georgia Tech Hall of Fame, 1979

Year	G-GS	AB	R	H	Avg.	2B	3B	HR	RBI	SB
1959	26	94	22	26	.277	4	3	4	24	1
1960	24	86	29	31	.360	2	2	7	24	1
Total	**50**	**180**	**51**	**57**	**.317**	**6**	**5**	**11**	**48**	**2**

SCOTT JORDAN, OF

Third Team All-America, 1985
First Team All-ACC, 1984, 1985
ACC Tournament MVP, 1985
Georgia Tech Hall of Fame, 1990

Year	G-GS	AB	R	H	Avg.	2B	3B	HR	RBI	SB
1982	37	129	33	42	.326	7	1	5	32	7
1983	52	201	68	74	.368	9	5	5	38	36
1984	52-52	206	75	84	.408	17	2	14	57	31
1985	61-60	226	77	94	.416	13	2	12	49	40
Total	**202-112+**	**762**	**253**	**294**	**.386**	**46**	**10**	**36**	**176**	**114**

ROGER KAISER, OF

All-SEC, 1959
Georgia Tech Hall of Fame, 1966

Year	G-GS	AB	R	H	Avg.	2B	3B	HR	RBI	SB
1959	28	110	23	41	.373	6	4	4	32	2
1960	16	66	16	21	.318	0	1	3	17	3
1961	23	95	12	29	.305	5	2	1	12	4
Total	**67**	**271**	**51**	**91**	**.336**	**11**	**7**	**8**	**61**	**9**

ROGER KINARD, P

Second Team All-ACC, 1987

Year	G-GS	W-L	SV	ERA	IP	H	R	ER	BB	SO
1984	9-0	1-1	1	6.19	16	19	17	11	16	22
1985	13-12	5-2	0	4.84	70.2	62	47	38	47	68
1986	18-18	8-4	0	4.06	106.1	86	57	48	71	71
1987	20-20	12-3	0	3.81	130	119	62	55	66	111
Total	**60-50**	**26-10**	**1**	**4.24**	**323**	**286**	**183**	**152**	**200**	**272**

JEFF KINDEL, OF/P

Second Team All-ACC, 2005, 2006

Year	G-GS	AB	R	H	Avg.	2B	3B	HR	RBI	SB
2002	1-0	1	0	1	1.000	0	0	0	0	0
2004	5-0	5	0	2	.400	0	0	0	1	0
2005	62-58	220	50	79	.359	23	1	6	65	2
2006	68-68	273	77	92	.337	18	1	14	55	0
Total	**136-126**	**499**	**127**	**174**	**.349**	**41**	**2**	**20**	**121**	**2**

Year	G-GS	W-L	SV	ERA	IP	H	R	ER	BB	SO
2002	15-0	1-0	0	3.52	15.1	13	7	6	10	33
Total	**15-0**	**1-0**	**0**	**3.52**	**15.1**	**13**	**7**	**6**	**10**	**33**

RICHARD LEWIS, 2B/SS

Second Team All-America, 2000
First Team All-ACC, 2000
Second Team All-ACC, 2001
Georgia Tech Hall of Fame, 2013

Year	G-GS	AB	R	H	Avg.	2B	3B	HR	RBI	SB
1999	47-39	148	26	50	.338	3	0	1	14	7
2000	65-65	274	79	109	.398	17	3	4	52	10
2001	61-61	266	77	100	.376	13	6	11	64	11
Total	**173-165**	**688**	**182**	**259**	**.376**	**33**	**9**	**16**	**130**	**28**

RICK LOCKWOOD, 3B/SS

First Team All-ACC, 1982-83
Georgia Tech Hall of Fame, 1989

Year	G-GS	AB	R	H	Avg.	2B	3B	HR	RBI	SB
1980	23	79	14	24	.304	2	1	4	17	1
1981	36	141	31	51	.362	6	3	7	24	3
1982	49	180	42	66	.367	13	0	10	55	14
1983	53	201	62	70	.348	19	0	12	67	16
Total	**161**	**601**	**149**	**211**	**.351**	**40**	**4**	**33**	**163**	**34**

ANTHONY MAISANO, 1B

Third Team All-America, 1990
First Team All-ACC, 1989, 1990

Year	G-GS	AB	R	H	Avg.	2B	3B	HR	RBI	SB
1989	63-63	218	45	72	.330	14	0	12	59	0
1990	64-59	214	47	69	.322	10	0	25	62	0
Total	**127-122**	**432**	**92**	**141**	**.326**	**24**	**0**	**37**	**121**	**0**

BOBBY McCAULEY, UTL

All-SEC, 1955
Georgia Tech Hall of Fame, 1975

Year	G-GS	AB	R	H	Avg.	2B	3B	HR	RBI	SB
1952	—	31	3	5	.161	2	0	0	0	—
1953	13	54	7	11	.204	1	0	2	7	2
1954	23	84	26	35	.417	4	1	2	16	8
1955	24	95	23	33	.347	3	1	11	33	1
Total	**60**	**264**	**59**	**84**	**.318**	**10**	**2**	**15**	**56**	**11**

WALT McCONNELL, UTL

First Team All-ACC, 1985
Georgia Tech Hall of Fame, 1993

Year	G-GS	AB	R	H	Avg.	2B	3B	HR	RBI	SB
1983	46	161	47	53	.329	8	2	9	51	5
1984	52-50	189	43	55	.291	12	2	6	49	4
1985	60-60	224	56	80	.357	12	0	10	72	6
Total	**158-110+**	**574**	**146**	**188**	**.328**	**32**	**4**	**25**	**172**	**15**

DECK McGUIRE, P

First Team Freshman All-America, 2008
ACC Pitcher of the Year, 2009
First Team All-ACC, 2009, 2010
First Team All-America, 2009
Third Team All-America, 2010

Year	G-GS	W-L	SV	ERA	IP	H	R	ER	BB	SO
2008	17-13	8-1	0	3.46	78.0	70	35	30	32	70
2009	16-16	11-2	0	3.50	100.1	85	51	39	41	118
2010	16-16	9-4	0	2.95	112.2	94	44	37	33	118
Total	**49-45**	**28-7**	**0**	**3.28**	**291.0**	**250**	**130**	**106**	**106**	**306**

ERIC McQUEEN, C

Second Team All-ACC, 1999

Year	G-GS	AB	R	H	Avg.	2B	3B	HR	RBI	SB
1996	23-12	47	7	12	.255	2	0	1	7	1
1997	55-55	206	47	65	.316	7	3	8	46	11
1998	53-52	198	48	59	.298	16	1	15	57	10
1999	56-56	216	44	68	.315	10	1	11	37	11
Total	**187-175**	**667**	**146**	**204**	**.306**	**35**	**5**	**35**	**147**	**33**

JOHNNY MENGER, 3B

All-SEC, 1957
Georgia Tech Hall of Fame, 1970

Year	G-GS	AB	R	H	Avg.	2B	3B	HR	RBI	SB
1954	17	61	14	16	.262	0	1	1	12	3
1955	22	90	23	23	.256	7	2	2	18	5
1956	23	98	25	26	.265	2	0	11	7	4
1957	25	93	29	37	.398	4	2	2	14	8
Total	**87**	**342**	**91**	**102**	**.298**	**13**	**5**	**16**	**51**	**20**

CAREER STATS OF TECH'S TOP PLAYERS

VICTOR MENOCAL, SS/P

First Team All-Atlantic Region, 2001
Atlanta Regional MVP, 2002

Year	G-GS	AB	R	H	Avg.	2B	3B	HR	RBI	SB
1999	50-48	149	20	29	.195	3	0	1	19	2
2000	66-66	280	66	92	.329	13	1	3	39	9
2001	60-60	268	71	102	.381	18	1	4	51	7
2002	67-67	282	63	104	.369	20	2	2	49	8
Total	**243-241**	**979**	**220**	**327**	**.334**	**54**	**4**	**10**	**158**	**26**

Year	G-GS	W-L	SV	ERA	IP	H	R	ER	BB	SO
2002	10-0	0-0	2	1.93	9.1	7	4	2	3	5
Total	**10-0**	**0-0**	**2**	**1.93**	**9.1**	**7**	**4**	**2**	**3**	**5**

JEFF MONS, C

Freshman All-America, 1984

Year	G-GS	AB	R	H	Avg.	2B	3B	HR	RBI	SB
1984	52-50	184	38	52	.283	7	1	5	35	0
1985	55-51	166	38	42	.253	5	1	7	26	0
1986	45-44	146	16	29	.199	7	0	3	17	0
Total	**152-145**	**496**	**92**	**123**	**.248**	**19**	**2**	**15**	**78**	**0**

LARRY MORRIS, C/OF

All-SEC, 1954
Georgia Tech Hall of Fame, 1959 (Football)

Year	G-GS	AB	R	H	Avg.	2B	3B	HR	RBI	SB
1953	11	40	4	10	.250	0	0	1	5	2
1954	21	70	18	26	.371	6	0	5	25	3
1955	24	97	27	29	.299	2	1	5	25	9
Total	**56**	**207**	**49**	**65**	**.314**	**8**	**1**	**11**	**55**	**14**

A.J. MURRAY, C/1B

ABCA All-Region, 2015
Third Team All-ACC, 2015

Year	G-GS	AB	R	H	Avg.	2B	3B	HR	RBI	SB
2012	12-2	12	1	1	.083	0	0	0	1	0
2013	64-64	236	41	64	.271	10	2	5	35	4
2014	62-60	223	29	63	.283	16	2	4	33	7
2015	55-55	208	49	58	.279	16	1	15	51	1
Total	**193-181**	**679**	**120**	**186**	**.274**	**42**	**5**	**24**	**120**	**12**

LUKE MURTON, OF

Third Team All-America, 2009
First Team All-ACC, 2009
First Team All-Atlantic Region, 2009

Year	G-GS	AB	R	H	Avg.	2B	3B	HR	RBI	SB
2006	55-42	171	42	58	.339	10	0	6	44	6
2007	56-55	226	32	54	.239	14	3	9	43	3
2008	56-52	211	41	70	.332	25	0	12	51	3
2009	58-58	206	64	73	.354	12	1	20	63	4
Total	**225-207**	**814**	**179**	**212**	**.338**	**61**	**4**	**47**	**201**	**16**

MATT MURTON, OF

Second Team All-ACC, 2002, 2003

Year	G-GS	AB	R	H	Avg.	2B	3B	HR	RBI	SB
2001	47-38	161	43	62	.385	14	1	7	35	3
2002	64-63	250	62	86	.344	16	1	10	58	20
2003	62-62	246	64	74	.301	10	3	13	56	19
Total	**173-163**	**657**	**169**	**222**	**.338**	**40**	**5**	**30**	**149**	**42**

STEVE NEWBERN, OF

Second Team All-ACC, 1985

Year	G-GS	AB	R	H	Avg.	2B	3B	HR	RBI	SB
1982	49	185	49	60	.324	7	4	11	42	16
1983	50	183	59	63	.344	11	0	2	20	26
1984	55-55	208	68	69	.332	14	2	7	37	30
1985	59-59	239	74	92	.385	16	9	8	46	15
Total	**213-114**	**815**	**250**	**284**	**.348**	**48**	**15**	**28**	**145**	**87**

GARY NEWSOM, 2B

First Team All-ACC, 1982
Second Team All-ACC, 1980, 1981
Georgia Tech Hall of Fame, 1992

Year	G-GS	AB	R	H	Avg.	2B	3B	HR	RBI	SB
1980	26	103	19	31	.301	2	0	8	22	5
1981	38	140	29	38	.271	5	0	4	25	11
1982	49	185	49	60	.324	7	4	11	42	16
Total	**113**	**428**	**97**	**129**	**.301**	**14**	**4**	**23**	**89**	**32**

DANIEL PALKA, OF/P

First Team All-America, 2013
First Team All-ACC, 2013
Second Team All-ACC, 2012

Year	G-GS	AB	R	H	Avg.	2B	3B	HR	RBI	SB
2011	63-60	232	41	69	.297	18	3	12	52	3
2012	64-64	238	44	72	.303	19	2	12	47	6
2013	62-62	237	55	81	.342	13	3	17	66	6
Total	**189-186**	**707**	**140**	**222**	**.314**	**50**	**8**	**41**	**165**	**15**

Year	G-GS	W-L	SV	ERA	IP	H	R	ER	BB	SO
2012	5-0	0-0	0	0.00	4.1	0	1	0	3	6
2013	8-0	2-1	0	0.69	13.0	6	1	1	3	11
Total	**13-0**	**2-1**	**0**	**0.52**	**17.1**	**6**	**2**	**1**	**6**	**17**

BILLY PARHAM, 1B

Second Team All-ACC, 1987

Year	G-GS	AB	R	H	Avg.	2B	3B	HR	RBI	SB
1986	44-21	97	20	32	.330	4	0	4	22	0
1987	63-61	230	61	75	.326	18	0	18	69	3
1988	68-68	264	62	88	.333	14	0	20	73	8
Total	**175-150**	**591**	**143**	**195**	**.330**	**36**	**0**	**42**	**164**	**11**

TYLER PARKER, C

Second Team All-ACC, 2002

Year	G-GS	AB	R	H	Avg.	2B	3B	HR	RBI	SB
2000	53-47	185	32	44	.238	8	0	11	41	5
2001	16-12	52	13	17	.327	5	0	1	16	3
2002	65-64	258	57	80	.310	19	4	11	59	13
Total	**134-123**	**495**	**102**	**141**	**.285**	**32**	**4**	**23**	**116**	**21**

ERIC PATTERSON, 2B

First Team All-ACC, 2002, 2003, 2004
Third Team All-America, 2002
Georgia Tech Hall of Fame, 2016

Year	G-GS	AB	R	H	Avg.	2B	3B	HR	RBI	SB
2002	67-65	260	73	90	.346	14	3	3	40	41
2003	59-59	248	56	68	.274	11	4	2	35	35
2004	65-64	264	76	86	.326	11	5	9	49	48
Total	**191-188**	**772**	**205**	**244**	**.316**	**36**	**12**	**14**	**124**	**124**

DANNY PAYNE, OF

Third Team All-America, 2007
First Team All-ACC, 2006, 2007

Year	G-GS	AB	R	H	Avg.	2B	3B	HR	RBI	SB
2005	64-64	261	77	74	.284	11	2	3	40	24
2006	43-43	180	56	64	.356	14	1	11	44	20
2007	56-56	219	68	81	.370	20	3	4	36	20
Total	**163-163**	**660**	**201**	**219**	**.332**	**45**	**6**	**18**	**120**	**64**

JAY PAYTON, OF

Consensus First Team All-America, 1994
First Team All-Atlantic Coast Conference, 1994
Second Team All-Atlantic Coast Conference, 1993
Georgia Tech Hall of Fame, 2005

Year	G-GS	AB	R	H	Avg.	2B	3B	HR	RBI	SB
1992	62-60	248	46	75	.302	12	6	2	27	12
1993	61-61	240	61	83	.346	12	12	14	64	23
1994	67-67	297	78	129	.434	27	4	20	102	8
Total	**190-188**	**785**	**185**	**287**	**.366**	**51**	**22**	**36**	**193**	**43**

JIM POOLE, P

First Team All-ACC, 1987, 1988
Georgia Tech Hall of Fame, 1997

Year	G-GS	W-L	SV	ERA	IP	H	R	ER	BB	SO
1985	6-0	0-0	0	6.43	7	8	5	5	6	9
1986	31-1	2-0	3	4.62	39	36	24	20	22	51
1987	38-0	4-1	10	3.42	71	53	29	27	32	90
1988	45-0	4-4	9	2.03	71	62	33	16	40	113
Total	**120-1**	**10-5**	**22**	**3.26**	**188**	**159**	**91**	**68**	**100**	**263**

MARK POPE, P

First Team All-ACC, 2011
Second Team All-America, 2011

Year	G-GS	W-L	SV	ERA	IP	H	R	ER	BB	SO
2009	25-0	5-1	8	6.00	27.0	32	21	18	16	27
2010	13-11	8-1	1	3.78	78.2	90	37	33	13	73
2011	16-16	11-4	0	1.74	113.2	91	28	22	24	88
Total	**54-27**	**24-6**	**9**	**3.00**	**219.1**	**213**	**86**	**73**	**53**	**188**

TONY PLAGMAN, 1B

Third Team All-America, 2010
First Team All-ACC, 2010
Second Team All-ACC, 2009

Year	G-GS	AB	R	H	Avg.	2B	3B	HR	RBI	SB
2007	53-45	154	32	42	.273	11	0	2	23	3
2008	62-58	219	51	67	.306	11	1	16	45	3
2009	58-58	246	59	87	.354	18	2	16	73	4
2010	62-62	239	66	86	.360	16	2	21	78	8
Total	**253-223**	**858**	**107**	**282**	**.329**	**56**	**5**	**55**	**219**	**18**

SCOTT PRATHER, P/OF

Third Team All-America, 1998
Second Team All-ACC, 1998

Year	G-GS	W-L	SV	ERA	IP	H	R	ER	BB	SO
1996	21-4	5-2	1	5.89	44.1	52	33	29	27	56
1997	19-5	3-1	0	8.26	40.1	50	39	37	26	43
1998	16-11	3-4	1	6.03	77.2	87	56	52	45	98
Total	**56-20**	**11-7**	**2**	**6.54**	**162.1**	**189**	**128**	**118**	**98**	**197**

Year	G-GS	AB	R	H	Avg.	2B	3B	HR	RBI	SB
1997	58-56	204	56	68	.333	13	0	9	62	4
1998	56-53	203	51	66	.325	21	0	12	43	1
Total	**114-109**	**407**	**107**	**134**	**.329**	**34**	**0**	**21**	**105**	**5**

BRYAN PRINCE, C

First Team All-ACC, 2000, 2001
Georgia Tech Hall of Fame, 2014

Year	G-GS	AB	R	H	Avg.	2B	3B	HR	RBI	SB
1998	49-44	172	41	58	.337	11	0	5	38	3
1999	38-32	122	26	38	.311	5	0	5	38	1
2000	64-64	256	59	99	.387	21	0	8	77	1
2001	59-58	238	54	83	.349	16	0	6	63	1
Total	**210-198**	**788**	**180**	**278**	**.353**	**53**	**0**	**24**	**216**	**6**

H.F. REAGIN, OF

Georgia Tech Hall of Fame, 1983

Year	G-GS	AB	R	H	Avg.	2B	3B	HR	RBI	SB
1971	32	99	11	11	.111	1	0	2	7	—
1972	20	54	5	9	.167	2	0	1	5	—
1973	28	88	8	22	.250	6	1	3	15	3
1974	36	132	22	40	.303	6	1	3	40	1
Total	**116**	**373**	**46**	**82**	**.220**	**15**	**2**	**9**	**67**	**4**

BOBBY REEVES, SS

Georgia Tech Hall of Fame, 1985

Year	G-GS	AB	R	H	Avg.	2B	3B	HR	RBI	SB
1924	22	84	—	24	.286	2	1	4	—	—
1925	14	57	—	18	.316	3	3	1	—	—
1926	26	109	—	44	.404	7	8	10	—	—
Total	**62**	**250**	**—**	**86**	**.344**	**12**	**12**	**15**	**—**	**—**

CLIFTON REMOLE, 1B/OF

Second Team All-ACC, 2004

Year	G-GS	AB	R	H	Avg.	2B	3B	HR	RBI	SB
2002	53-40	152	25	43	.283	3	0	4	34	2
2003	57-56	220	47	71	.323	14	0	4	42	1
2004	65-63	259	47	89	.344	15	2	4	56	5
Total	**175-159**	**631**	**119**	**203**	**.322**	**32**	**2**	**12**	**132**	**8**

CHAPPELL RHINO, UTL

All-SEC, 1951, 1953
Georgia Tech Hall of Fame, 1974

Year	G-GS	AB	R	H	Avg.	2B	3B	HR	RBI	SB
1951	—No Stats Available—									
1952	—	75	12	14	.187	1	3	0	16	—
1953	**21**	**86**	**13**	**20**	**.233**	**3**	**2**	**0**	**9**	**0**

Year	G-GS	W-L	SV	ERA	IP	H	R	ER	BB	SO
1951	—No Stats Available—									
1952	6	3-2	—	—	43.2	—	—	—	—	—
1953	**8**	**5-1**	**—**	**—**	**46.2**	**41**	**27**	**—**	**14**	**29**

BRAD RIGBY, P

First Team All-America, 1994
Second Team All-America, 1993
First Team All-ACC, 1993
Georgia Tech Hall of Fame, 2006

Year	G-GS	W-L	SV	ERA	IP	H	R	ER	BB	SO
1992	17-17	8-3	0	2.94	98	83	50	32	46	81
1993	17-17	13-1	0	2.46	98.2	57	33	27	56	132
1994	24-21	14-4	0	3.46	143	104	62	55	74	184
Total	**58-55**	**35-8**	**0**	**3.02**	**339.2**	**244**	**145**	**114**	**176**	**397**

CAREER STATS OF TECH'S TOP PLAYERS

RYAN RITTER, 2B/OF

Second Team All-America, 1995
First Team All-ACC, 1995

Year	G-GS	AB	R	H	Avg.	2B	3B	HR	RBI	SB
1993	55-51	200	41	66	.330	8	4	6	37	5
1994	53-45	178	46	53	.298	8	3	8	32	9
1995	59-59	256	76	98	.383	12	4	20	69	6
Total	**167-155**	**634**	**163**	**217**	**.342**	**28**	**11**	**34**	**138**	**20**

RICHARD ROBBINS, OF

All-Metro Conference, 1977

Year	G-GS	AB	R	H	Avg.	2B	3B	HR	RBI	SB
1977	29	93	16	23	.247	5	1	2	18	3
1978	29	112	17	31	.277	3	2	5	27	4
1979	27	100	24	27	.270	6	3	2	17	2
1980	20	73	11	17	.233	2	1	1	6	1
Total	**105**	**378**	**68**	**98**	**.259**	**16**	**7**	**10**	**68**	**10**

MATT SAIER, OF/P

First Team All-ACC, 1995

Year	G-GS	AB	R	H	Avg.	2B	3B	HR	RBI	SB
1994	48-27	107	28	20	.187	3	0	2	16	2
1995	53-25	92	25	35	.380	7	0	5	16	3
Total	**101-52**	**199**	**53**	**55**	**.276**	**10**	**0**	**7**	**32**	**5**

Year	G-GS	W-L	SV	ERA	IP	H	R	ER	BB	SO
1994	4-1	1-1	0	7.59	10.2	15	9	9	6	9
1995	25-4	7-1	2	5.18	81.2	86	54	47	40	76
Total	**29-5**	**8-2**	**2**	**5.46**	**92.1**	**101**	**63**	**56**	**46**	**85**

MIKE SCHISLER, P

Georgia Tech Hall of Fame, 1980

Year	G-GS	W-L	SV	ERA	IP	H	R	ER	BB	SO
1970	9-2	2-0	—	1.72	36.2	28	8	7	10	42
1971	12-9	8-0	—	2.53	67.2	56	22	19	29	65
1972	10-7	3-3	—	2.41	56	51	25	15	18	40
1973	11-10	9-0	—	1.36	86.1	80	24	13	19	69
Total	**42-28**	**22-3**	**—**	**1.97**	**246.2**	**215**	**79**	**54**	**76**	**216**

TODD SHIVER, P

ACC Tournament MVP, 1987
Georgia Tech Hall of Fame, 1999

Year	G-GS	W-L	SV	ERA	IP	H	R	ER	BB	SO
1984	20-4	4-0	0	5.13	52.2	54	39	30	45	43
1985	13-0	1-0	0	7.36	18.1	16	19	15	21	16
1986	16-16	8-5	0	4.94	102	109	70	56	84	68
1987	16-16	10-3	0	3.99	103.2	101	58	46	49	82
Total	**65-36**	**23-8**	**0**	**4.78**	**276.2**	**280**	**186**	**147**	**199**	**209**

JAMIE SIMS, SS/OF

Second Team All-ACC, 1985

Year	G-GS	AB	R	H	Avg.	2B	3B	HR	RBI	SB
1982	27	114	18	31	.272	6	1	3	19	5
1983	45	162	37	59	.364	17	1	10	46	8
1984	49-48	198	47	74	.374	10	1	12	50	15
1985	51-50	196	45	59	.301	13	0	9	49	13
Total	**172-98+**	**670**	**147**	**223**	**.333**	**46**	**3**	**34**	**164**	**41**

CARL SITLER, UTL

Year	G-GS	AB	R	H	Avg.	2B	3B	HR	RBI	SB
1984	36-21	91	27	33	.363	7	4	3	21	0
1985	61-58	240	43	73	.304	14	2	4	44	3
1986	44-35	138	31	35	.254	8	1	6	28	3
1987	61-48	192	43	64	.333	10	3	6	44	9
Total	**202-162**	**661**	**144**	**205**	**.310**	**39**	**10**	**19**	**137**	**15**

MATT SKOLE, 3B

First Team All-ACC, 2010
Second Team All-ACC, 2011

Year	G-GS	AB	R	H	Avg.	2B	3B	HR	RBI	SB
2009	58-58	215	41	65	.302	13	0	17	58	2
2010	62-62	233	62	78	.335	15	3	20	63	1
2011	61-61	233	56	81	.348	16	0	10	58	1
Total	**181-181**	**681**	**159**	**224**	**.329**	**44**	**3**	**47**	**179**	**4**

JEREMY SLAYDEN, OF

Second Team All-ACC, 2005
Freshman All-America, 2002

Year	G-GS	AB	R	H	Avg.	2B	3B	HR	RBI	SB
2002	68-65	256	74	89	.348	15	1	18	66	4
2003	62-59	218	44	64	.294	18	4	8	40	2
2004	9-9	35	7	10	.286	1	0	1	8	0
2005	52-49	199	51	70	.352	9	0	13	57	1
Total	**191-182**	**708**	**176**	**233**	**.329**	**43**	**5**	**40**	**171**	**7**

MICHAEL SORROW, 3B/SS

Second Team All-America, 1996
First Team All-ACC, 1996
Second Team All-ACC, 1995
Georgia Tech Hall of Fame, 2016

Year	G-GS	AB	R	H	Avg.	2B	3B	HR	RBI	SB
1993	41-33	120	21	31	.258	7	1	3	22	3
1994	54-35	133	31	33	.248	9	2	1	19	0
1995	60-60	236	63	82	.347	13	5	4	41	4
1996	64-64	249	66	92	.369	18	2	11	47	3
Total	**219-192**	**738**	**181**	**238**	**.322**	**47**	**10**	**19**	**129**	**10**

MIKE SORROW, P

NCAA All-District, 1971
Georgia Tech Hall of Fame, 1979

Year	G-GS	W-L	SV	ERA	IP	H	R	ER	BB	SO
1969	10-6	4-2	—	1.83	59	44	17	12	19	55
1970	5-5	1-2	—	4.56	25.2	17	14	13	18	26
1971	12-10	7-3	—	1.07	84	57	25	10	33	93
1972	12-10	6-3	—	3.55	78.2	71	36	31	22	74
Total	**39-31**	**18-10**	**—**	**2.40**	**247.1**	**189**	**92**	**66**	**92**	**248**

MARK TEIXEIRA, 3B

Dick Howser Trophy, 2000
Consensus First Team All-America, 2000
Second Team All-America, 1999
ACC Player of the Year, 2000
First Team All-ACC, 1999, 2000
National Rookie of the Year, 1999
ACC Rookie of the Year, 1999
First Team Academic All-America, 2000
Georgia Tech Hall of Fame, 2011

Year	G-GS	AB	R	H	Avg.	2B	3B	HR	RBI	SB
1999	58-58	225	61	87	.387	18	0	13	65	11
2000	66-66	241	104	103	.427	21	4	18	80	13
2001	16-16	62	13	26	.419	5	0	5	20	3
Total	**140-140**	**528**	**178**	**216**	**.409**	**44**	**4**	**36**	**165**	**27**

BRANDON THOMAS, OF

First Team All-ACC, 2012
Second Team Academic All-America, 2012
Third Team Academic All-America, 2013
National Finalist, Senior Class Award, 2013

Year	G-GS	AB	R	H	Avg.	2B	3B	HR	RBI	SB
2010	32-24	84	18	22	.262	4	3	0	13	5
2011	63-60	205	29	63	.307	12	2	3	29	19
2012	56-56	211	57	76	.360	15	5	5	44	12
2013	53-53	209	49	67	.321	15	4	1	30	9
Total	**204-193**	**709**	**153**	**228**	**.322**	**46**	**14**	**9**	**116**	**45**

MIKE THOMAS, 2B

All-SEC, 1959

Year	G-GS	AB	R	H	Avg.	2B	3B	HR	RBI	SB
1959	28	103	21	36	.350	2	4	3	27	5
1960	23	70	14	16	.229	1	2	0	10	0
Total	**51**	**173**	**35**	**52**	**.301**	**3**	**6**	**3**	**37**	**5**

J.J THOMAS, 1B/OF

Honorable Mention All-America, 1996
First Team All-ACC, 1997
Second Team All-ACC, 1995, 1996
Georgia Tech Hall of Fame, 2009

Year	G-GS	AB	R	H	Avg.	2B	3B	HR	RBI	SB
1995	57-52	210	57	73	.348	18	0	13	46	3
1996	63-62	228	67	77	.338	17	1	21	68	5
1997	61-61	237	70	72	.304	13	1	22	70	9
Total	**181-175**	**675**	**194**	**222**	**.329**	**48**	**2**	**56**	**184**	**17**

CHARLIE THOMPSON, OF

All-SEC, 1961

Year	G-GS	AB	R	H	Avg.	2B	3B	HR	RBI	SB
1960	13	25	4	6	.240	1	1	0	5	0
1961	22	72	11	26	.361	3	1	1	13	3
Total	**35**	**97**	**15**	**32**	**.330**	**4**	**2**	**1**	**18**	**3**

TOMMY THOMPSON, OF

Second Team All-America, 1979
Second Team All-ACC, 1979
Georgia Tech Hall of Fame, 1986

Year	G-GS	AB	R	H	Avg.	2B	3B	HR	RBI	SB
1978	29	117	30	41	.350	5	1	10	35	1
1979	31	127	33	52	.409	7	1	14	51	3
1980	27	91	23	25	.275	2	0	6	24	0
1981	36	125	32	35	.280	5	0	11	33	0
Total	**123**	**460**	**118**	**153**	**.333**	**19**	**2**	**41**	**143**	**4**

TED TOMASOVICH, OF/P

NCAA All-District, 1968
Georgia Tech Hall of Fame, 1986

Year	G-GS	AB	R	H	Avg.	2B	3B	HR	RBI	SB
1966	9	11	2	3	.273	0	2	0	4	0
1967	9	21	3	7	.333	2	0	1	5	0
1968	30	113	25	43	.381	9	6	5	38	0
Total	**48**	**145**	**30**	**53**	**.366**	**11**	**8**	**6**	**47**	**0**

Year	G-GS	W-L	SV	ERA	IP	H	R	ER	BB	SO
1966	7-4	2-2	—	3.90	30	16	13	13	20	24
1967	6-6	3-2	—	3.40	45	38	23	17	12	42
1968	1-0	0-0	—	0.00	1	0	0	0	0	1
Total	**14-10**	**5-4**	**—**	**3.55**	**76**	**54**	**36**	**30**	**32**	**67**

CORY VANCE, P

Third Team All-America, 2000
First Team All-ACC, 2000
Freshman All-America, 1998
Georgia Tech Hall of Fame, 2012

Year	G-GS	W-L	SV	ERA	IP	H	R	ER	BB	SO
1998	19-11	6-4	0	5.96	80	95	68	53	39	102
1999	18-17	9-3	1	4.43	103.2	118	60	51	50	103
2000	16-16	13-3	0	3.40	119	97	49	45	36	123
Total	**53-44**	**28-10**	**1**	**4.43**	**302.2**	**310**	**177**	**149**	**125**	**328**

JASON VARITEK, C

Golden Spikes Award, 1994
Dick Howser Trophy, 1994
Consensus First Team All-America, 1992, 1993, 1994
ACC Player of the Year, 1993
First Team All-ACC, 1992, 1993, 1994
Second Team All-ACC, 1991
Georgia Tech Hall of Fame, 2004

Year	G-GS	AB	R	H	Avg.	2B	3B	HR	RBI	SB
1991	63-61	225	42	67	.298	17	0	7	41	0
1992	62-62	212	54	86	.406	22	0	11	52	2
1993	61-61	228	78	92	.404	20	2	22	72	5
1994	67-67	249	87	106	.426	23	1	17	86	5
Total	**253-251**	**914**	**261**	**351**	**.384**	**82**	**3**	**57**	**251**	**12**

JEFF WATCHKO, P

Second Team All-ACC, 2002

Year	G-GS	W-L	SV	ERA	IP	H	R	ER	BB	SO
2000	26-2	4-1	6	3.38	58.1	49	25	22	23	54
2001	31-0	1-3	6	3.31	35.1	34	14	13	18	35
2002	29-9	11-1	2	4.01	89.2	94	48	40	19	62
2003	29-1	3-3	5	4.62	48.2	50	25	25	21	41
Total	**115-12**	**19-8**	**19**	**3.88**	**232**	**227**	**112**	**100**	**81**	**192**

K.G. WHITE, OF

First Team All-ACC, 1987, 1988
Georgia Tech Hall of Fame, 1997

Year	G-GS	AB	R	H	Avg.	2B	3B	HR	RBI	SB
1985	41-24	107	25	42	.392	7	1	4	26	1
1986	64-63	267	59	83	.311	14	3	8	39	26
1987	54-53	214	73	70	.327	13	3	16	51	34
1988	65-63	231	65	78	.338	16	0	18	55	28
Total	**224-203**	**819**	**222**	**273**	**.333**	**50**	**7**	**46**	**171**	**89**

CAREER STATS OF TECH'S TOP PLAYERS

MATT WIETERS, C/P

First Team All-America, 2006, 2007
First Team All-ACC, 2005, 2007
Second Team All-ACC, 2006
Freshman All-America, 2005
ACC Rookie of the Year, 2005
Georgia Tech Hall of Fame, 2017

Year	G-GS	AB	R	H	Avg.	2B	3B	HR	RBI	SB
2005	60-59	227	53	83	.366	17	1	10	68	1
2006	68-68	259	72	92	.355	20	0	15	71	3
2007	57-57	218	42	78	.358	17	2	10	59	2
Total	**185-184**	**704**	**167**	**253**	**.359**	**54**	**3**	**35**	**198**	**6**

Year	G-GS	W-L	SV	ERA	IP	H	R	ER	BB	SO
2005	26-0	3-3	6	2.85	41.0	40	17	13	10	32
2006	21-0	1-3	7	3.41	31.2	35	12	12	8	35
2007	12-1	1-4	3	7.53	14.1	16	12	12	6	16
Total	**59-1**	**5-10**	**16**	**3.83**	**87.0**	**91**	**41**	**37**	**24**	**83**

BILLY WILLIAMSON, OF

All-SEC, 1961
Georgia Tech Hall of Fame, 2013

Year	G-GS	AB	R	H	Avg.	2B	3B	HR	RBI	SB
1961	24	92	20	23	.250	3	4	2	20	4
1962	24	93	14	23	.247	2	2	0	14	2
1963	25	104	11	20	.192	2	0	0	11	1
Total	**73**	**289**	**45**	**66**	**.228**	**7**	**6**	**2**	**45**	**7**

KRIS WILSON, P/1B

First Team All-America, 1997
First Team All-ACC, 1997
Georgia Tech Hall of Fame, 2009

Year	G-GS	W-L	SV	ERA	IP	H	R	ER	BB	SO
1995	18-18	8-2	0	3.46	112	109	57	43	35	101
1996	21-15	5-3	0	5.03	98.1	127	69	55	24	66
1997	19-16	12-2	2	3.12	118.1	114	50	41	30	103
Total	**58-49**	**25-7**	**2**	**3.81**	**328.2**	**350**	**176**	**139**	**89**	**270**

Year	G-GS	AB	R	H	Avg.	2B	3B	HR	RBI	SB
1997	59-59	241	45	72	.299	14	1	5	43	3
Total	**59-59**	**241**	**45**	**72**	**.299**	**14**	**1**	**5**	**43**	**3**

BLAKE WOOD, P

Second Team All-ACC, 2005

Year	G-GS	W-L	SV	ERA	IP	H	R	ER	BB	SO
2004	15-4	1-2	0	7.84	31.0	40	30	27	14	23
2005	18-18	10-1	0	3.13	106.1	111	48	37	24	74
2006	19-19	11-4	0	4.79	114.2	138	71	61	41	95
Total	**52-41**	**22-7**	**0**	**4.46**	**252.0**	**289**	**149**	**125**	**79**	**192**

KYLE WREN, OF

First Team All-ACC, 2011
Second Team All-ACC, 2013

Year	G-GS	AB	R	H	Avg.	2B	3B	HR	RBI	SB
2011	63-63	265	57	90	.340	11	7	1	32	16
2012	62-62	258	56	66	.256	10	6	2	22	16
2013	64-64	272	50	98	.360	11	6	2	28	28
Total	**189-189**	**795**	**163**	**254**	**.319**	**32**	**19**	**5**	**82**	**60**

DOUG WYCOFF, OF

Georgia Tech Hall of Fame, 1956 (Football)

Year	G-GS	AB	R	H	Avg.	2B	3B	HR	RBI	SB
1924	20	76	—	32	.421	4	1	1	—	—
1925	21	81	—	33	.407	7	3	3	—	—
1926	26	98	—	43	.439	7	2	9	—	—
Total	**67**	**255**	**—**	**108**	**.424**	**18**	**6**	**13**	**—**	**—**

L.J. YANKOSKY, P

Second Team All-ACC, 1998
GTE Academic All-America, 1997, 1998

Year	G-GS	W-L	SV	ERA	IP	H	R	ER	BB	SO
1994	12-7	4-0	1	2.68	53.2	47	20	16	21	32
1996	17-0	2-0	2	6.38	18.1	12	15	13	18	20
1997	19-12	8-3	2	5.03	77	79	57	43	43	51
1998	18-17	11-1	1	4.23	110.2	104	56	52	42	110
Total	**66-36**	**25-4**	**6**	**4.30**	**259.2**	**242**	**148**	**124**	**124**	**213**

HEAD COACH DANNY HALL'S 26TH SEASON AT TECH

HALL'S MILESTONE WINS ON THE FLATS

- *February 11, 1994 - First win at Georgia Tech (3-1 vs. Minnesota)*
- *March 11, 1994 - First ACC win at Georgia Tech (4-1 vs. Virginia)*
- *May 18, 1994 - First ACC Tournament win at Georgia Tech (7-4 vs. North Carolina)*
- *May 27, 1994 - First NCAA Regional win at Georgia Tech (7-0 vs. Connecticut)*
- *May 30, 1994 - First NCAA Regional Championship at Georgia Tech (18-7 vs. Washington)*
- *June 3, 1994 - Georgia Tech's first-ever College World Series appearance*
- *June 3, 1994 - First College World Series win at Georgia Tech (2-0 vs. Cal St. Fullerton)*
- *March 6, 1996 - 100th career win at Georgia Tech (5-4 vs. Virginia)*
- *1997 - ACC Regular Season Champions*
- *May 12, 1999 - 250th career win at Georgia Tech (11-10 at Georgia)*
- *2000 - ACC Regular Season and ACC Tournament Champions*
- *2002 - program record 52 wins (52-16 overall record)*
- *2002 - College World Series participant*
- *2003 - ACC Tournament Champions*
- *2004 - ACC Regular Season Champions*
- *March 13, 2005 - 500th career win at Georgia Tech (16-5 vs. Wake Forest)*
- *March 27, 2005 - became the all-time winningest coach at Georgia Tech (505th win - 11-10 at Miami)*
- *2005 - ACC Regular Season and ACC Tournament Champions*
- *2006 - College World Series participant*
- *March 15, 2011 - 750th career win at Georgia Tech (4-3 vs. Georgia Southern)*
- *2011 - ACC Regular Season Champions*
- *May 16, 2012 - 1,000th overall career win as a head coach (12-3 vs. Virginia Tech)*
- *2012 - ACC Tournament Champions*
- *2014 - ACC Tournament Champions*
- *March 16, 2012 - 1,000th career win at Georgia Tech*



Mark Teixeira

TEAM RECORDS

SEASONS

Winning Seasons 74

Losing Seasons 37

.500 Seasons 3

Most Consecutive Winning Seasons 35
1982 (29-20) - 2016 (38-25)

Most Consecutive Losing Seasons 6
1949 (10-14) - 1954 (9-13-1)

WINS

Entire Season
52 2002
Overall record: 52-16

Regular Season Only
47 1987
Regular season record: 47-11

Winning Percentage
.889 1920
Overall record: 16-2

Postseason
9 1994
Postseason record: 9-4; reached College World Series

Home Wins
38 1990
Home Record: 38-5

Home Winning Percentage
.941 1992
Home Record: 32-2

Road Wins
15 2011
Road Record: 15-8

LOSSES & TIES

Most Losses
28 2017
Overall record: 27-28

Most Ties
2 ..... four times
1959 (17-9-2)
1961 (6-16-2)
1965 (20-8-2)
1973 (20-6-2)

MARGIN OF VICTORY, DEFEAT

Largest Winning Margin
41 ..... vs. Earlham, 3-21-1975
Final Score: Georgia Tech 41, Earlham 0

Largest Losing Margin
24 ..... at Georgia, 4-15-1899
Final Score: Georgia 25, Georgia Tech 1

Largest Losing Margin (home game)
22 ..... vs. Michigan, 3-12-1995
Final Score: Michigan 27, Georgia Tech 5

SHUTOUTS

Most Shutouts (by Georgia Tech)
8 ..... four times
1906, 1971, 1989, 1997

Most Consecutive Shutouts (by Georgia Tech)
3 1971
3-7 vs. Georgia State (6-0)
3-7 vs. Georgia State (6-0)
3-8 vs. Georgia (7-0)

Most Shutouts (against Georgia Tech)
6 2014

Most Consecutive Shutouts (against Georgia Tech)
2 2015
5-12 vs. Georgia (0-6)
5-14 at Miami (0-3)

Most Consecutive Games Without Being Shutout (by Georgia Tech)
302 1976-84
Began: 5-2-1976 vs. Florida State, 6-18
Ended: 4-15-1984 vs. Wake Forest, 6-4

Most Consecutive Scoreless Innings (by Georgia Tech)
27 1972

Most Consecutive Scoreless Innings (against Georgia Tech)
26 2015

STREAKS

Longest Winning Streak
20 games ..... twice
..... 1990
Began: 2-17 vs. Georgia Southern, 8-3
Ended: 3-17 vs. New Orleans, 10-3
..... 2004
Began: 3-23 at Florida State, 11-4
Ended: 5-28 vs. Florida State, 13-4

Longest Unbeaten Streak
20 games ..... twice
..... 1990
Began: 2-17 vs. Georgia Southern, 8-3
Ended: 3-17 vs. New Orleans, 10-3
..... 2004
Began: 3-23 at Florida State, 11-4
Ended: 5-28 vs. Florida State, 13-4

Longest Conference Winning Streak
25 games ..... 2004-05 *ACC RECORD
Began: 4-10-2004 vs. North Carolina, 8-4
Ended: 3-20-2005 vs. NC State, 11-10

Longest Season-Opening Winning Streak
17 games 2003
Began: 2-15 at Georgia Southern, 8-1
Ended: 3-15 vs. Kent State, 4-1

Longest Home Winning Streak
29 games 1989-90
Began: 5-8-89 vs. South Carolina, 8-7
Ended: 3-21-90 vs. North Carolina, 11-5

Longest Losing Streak
10 games 1975
Began: 4-5 vs. Milligan, 4-9
Ended: 5-9 vs. Shorter, 3-10

Longest Season-Opening Losing Streak
9 games 1986
Began: 2-22 vs. Florida State, 4-6
Ended: 3-2 vs. South Carolina, 14-15

TEAM RECORDS

EXTRA-INNING GAMES

Most Played
9 ..... twice
1986, 2014

Most Consecutive Extra-Inning Games
3 1986
5-23-1986 def. Navy, 9-8 (14 inn.) - NCAA Atlantic Regional
5-24-1986 def. Western Carolina, 8-7 (11 inn.) - NCAA Atlantic Regional
5-25-1986 loss at Miami, 7-6 (10 inn.) - NCAA Atlantic Regional

LONGEST GAMES

By Inning (overall)
16 innings ..... at Georgia Southern, 2-24-16 (win, 6-5)

By Inning (home)
13 innings ..... six times
vs. Georgia, 5-8-1915 (tie, 1-1)
vs. Auburn, 4-14-1967 (loss, 2-4)
vs. Milligan, 3-27-1969 (win, 10-9)
vs. Winthrop, 3-20-2004 (win, 7-6)
vs. Rutgers, 2-26-2005 (loss, 9-10)
vs. Clemson, 4-27-2012 (win, 6-5)

By Time (overall)
5:07 (5 hours, 7 minutes) ..... vs. NC State, 5-26-2011
at Durham Bulls Athletic Park (win, 6-5 in 15 innings)

ATTENDANCE

Single Game
28,836 ..... vs. Georgia at Turner Field, 5-11-2004

Russ Chandler Stadium (regular season game)
4,609 ..... vs. Georgia, 4-9-2008

Russ Chandler Stadium (postseason game)
4,468 ..... vs. Southern California, 6-2-2000, NCAA Atlanta Super Regional

Russ Chandler Stadium (regular season series)
10,655 ..... vs. Florida State, 2002
5-2: 4,177
5-3: 2,610
5-4: 3,166

Russ Chandler Stadium (postseason series)
10,435 ..... NCAA Atlanta Regional, 2000
5-26 vs. Georgia Southern: 4,233
5-27 vs. Stetson: 3,381
5-28 vs. Stetson: 2,821

BIGGEST INNINGS

Runs	Opponent (inning)	Date	Final Score
15	Charleston Southern (4th)	3/2/1999	Tech, 22-4
14	Elmhurst (5th)	3/29/1978	Tech, 14-1
13	Centenary (6th)	4/5/1977	Tech, 18-3
12	Duke (5th)	5/18/2018	Tech, 20-7
	Virginia Tech (1st)	5/14/2005	Tech, 27-2
	at Maryland (5th)	5/23/2004	Tech, 18-6
	at N.C. State (7th)	3/30/2002	Tech, 20-12
	Oakland (4th)	2/28/2001	Tech, 18-0
	Stetson (6th)	5/27/2000	Tech, 24-1
	at N.C. State (9th)	4/4/1998	Tech, 17-13
	Maryland (6th)	3/20/1995	Tech, 25-17
	Ball State (8th)	2/26/1985	Tech, 21-11
11	at Georgia State (2nd)	4/15/2009	Tech, 18-2
	Mercer (3rd)	3/10/2009	Tech, 17-3
	Virginia Tech (2nd)	5/14/2005	Tech, 27-2
	Georgia (6th)	4/8/1992	Tech, 15-1
	Virginia (6th)	3/9/1990	Tech, 17-6
	Tenn. Temple (6th)	4/12/1984	Tech, 24-5
	Ball State (6th)	3/1/1983	Tech, 14-4
	Hillsdale (5th)	3/31/1979	Tech, 24-3
	Earlham (6th)	3/21/1975	Tech, 41-0
10	at Clemson (5th)	4/27/2013	Tech, 14-9
	Wake Forest (6th)	2/27/2010	Tech, 15-0
	at Boston College (4th)	4/28/2006	Tech, 12-4
	at Georgia State (8th)	5/11/1994	Tech, 23-9
	Clemson (5th)	5/14/1994	Tech, 20-4
	Maryland (5th)	3/22/1989	Tech, 19-7
	E. Tenn. St. (7th)	3/24/1987	Tech, 15-0
	Augusta College (4th)	5/4/1987	Tech, 14-7
	Maryland (5th)	4/1/1986	Tech, 26-0
	Ohio State (6th)	3/21/1984	Tech, 18-4
	at Georgia State (1st)	3/5/1981	Tech, 35-9
	Earlham (8th)	3/21/1975	Tech, 41-0

BIGGEST NINTH-INNING COMEBACKS

Runs	Deficit	Opponent	Date	Result
12		at NC State	4/4/1998	Win, 17-13
8	1 (9-8)	vs. FIU	2/21/2015	Win, 16-8
7		Duke	3/27/1998	Win, 9-8
		Mercer	3/5/1997	Win, 7-6
6	5 (9-4)	Virginia Tech	3/20/2009	Win, 10-9
	3 (7-4)	vs. Florida State (ACC)	5/25/2003	Win, 10-7
		NC State	5/9/1997	Win, 14-13
5	3 (7-4)	at Mercer	5/6/2015	Win, 9-7
	5 (13-8)	Georgia	5/14/2014	Loss, 14-13 (11 inn.)
	4 (8-4)	North Carolina	5/14/2011	Win, 9-8
	5 (8-3)	North Carolina	3/28/2010	Win, 11-8 (10 inn.)
		SE Missouri State	4/11/1998	Win, 6-5
		Oklahoma State (NCAA)	5/24/1998	Win, 6-5
		NC State (ACC)	4/21/1984	Win, 5-3
4	3 (8-5)	Coastal Carolina	4/30/2016	Win, 9-8
	4 (6-2)	Rutgers	2/29/2008	Loss, 10-6 (11 inn.)
	2 (9-7)	at Miami	3/27/2005	Win, 11-10
	3 (6-3)	Miami	5/10/2002	Win, 7-6
		Eastern Kentucky (NCAA)	5/25/1985	Win, 14-13
		Mercer	4/14/1993	Win, 7-6
		New York Tech	3/2/1991	Win, 7-6
		NC State (ACC)	5/14/1991	Win, 4-3
3	3 (6-3)	at Wake Forest	3/24/2017	Win, 7-6 (11 inn.)
	2 (8-6)	vs. Albany	2/22/2015	Win, 9-8
	3 (8-5)	North Carolina	5/12/2013	Win, 9-8 (11 inn.)
	3 (5-2)	Clemson	4/27/2012	Win, 6-5 (13 inn.)
	3 (6-3)	North Carolina	4/4/2009	Win, 10-6 (11 inn.)
	2 (8-6)	Florida State	4/16/2005	Win, 9-8
	2 (10-8)	NC State	3/20/2005	Win, 11-10
		Stetson	3/4/1997	Win, 9-5 (10 inn.)
		Charleston Southern	3/25/1997	Win, 12-11 (11 inn.)
		Florida State	4/18/1997	Loss, 10-9 (12 inn.)
		North Carolina	5/14/1997	Win, 7-6
		Virginia	3/16/1996	Win, 7-6
		Georgia	2/24/1996	Win, 6-5 (10 inn.)
		Duke	4/11/1993	Win, 7-6

TEAM BATTING RECORDS

RUNS SCORED

Inning
15..... vs. Charleston Southern, 3-2-1999 *(4th inning)*

Game
41.....vs. Earlham, 3-21-1975

Game (both teams)
44.....vs. Georgia State, 3-5-1981
Georgia Tech 35, Georgia State 9

Most Games In Double Figures
35.....1987

Most Consecutive Games In Double Figures
9.....2013

Season (most)
662.....1987

Season (fewest)
72 1964

Season, per game (highest)
10.3.....1984

Season, per game (lowest)
3.0.....1964

MOST AT-BATS

Game
59.....vs. Earlham, 3-21-1975

Season
2493.....1986

MOST PLATE APPEARANCES

Inning
20..... vs. Charleston Southern, 3-2-1999 (*4th inning*)

Game
77.....vs. Earlham, 3-21-1975

Season
2933.....1994

BATTING AVERAGE

Season (highest)
.347.....2001

Season (lowest)
.217.....1964

BASE HITS

Inning
10, five times ..... Georgia State (8th), 4-12-1994
.....Jacksonville State (3rd), 3-5-1996
..... Oakland (4th), 2-28-2001
.....Virginia Tech (1st) and (2nd), 5-14-2005

Game
30..... vs. Maryland, 3-28-1985

Game (both teams)
43, twice..... Georgia State, 3-5-1981
(Georgia Tech 28, Georgia State 15)
.....Wake Forest, 4-4-1981
(Georgia Tech 24, Wake Forest 19)

Season (most)
833.....2000

Season (fewest)
163.....1953

Season, per game (highest)
12.7.....2001

Season, per game (lowest)
7.0.....1964

DOUBLES

Game
8, twice.....vs. Rutgers, 3-6-1999
..... at Wake Forest, 4-19-2009

Game (both teams)
14..... vs. New Orleans, 3-30-1988
(Georgia Tech 5, New Orleans 9)

Season (most)
164.....1994

Season (fewest)
14.....1964

TRIPLES

Game
3, 10 times.....*Last two times:*
.....vs. Mercer, 3-24-2010
.....vs. Georgia, 4-14-2010

Game (both teams)
5..... vs. Duke, 3-23-1972

Season (most):
31.....1994

Season (fewest)
1, twice.....1958
.....1999

HOME RUNS

Game
11..... vs. Maryland, 3-28-1985

Game (both teams)
12, twice..... vs. Maryland, 3-28-1985
.....vs. Mercer, 4-22-2008

Season (most)
122.....2010

Season (fewest)
3.....1970

Season, per game (most)
1.98.....2010 *(122 in 62 games)*

Season, per game (fewest)
0.13.....1970 *(3 in 24 games)*

GRAND SLAM HOME RUNS

Game
2, multiple times..... *Last time:*
..... vs. Georgia Southern, 4-16-2008

Season (most)
10.....1998

TOTAL BASES

Game
69..... vs. Maryland, 3-28-1985

Season (most)
1345.....1987

Season (fewest)
215.....1953

RUNS BATTED IN

Game
34.....vs. Earlham, 3-21-1975

Season (most)
602.....1987

Season (fewest)
59.....1964

SLUGGING PERCENTAGE

Season (highest)
.575.....2010

Season (lowest)
.295.....1961

STRIKEOUTS

Game
18.....vs. North Carolina, 3-17-2017

Season (most)
498.....1997

Season (fewest)
124.....1980

WALKS

Game
19..... vs. Hope, 3-25-1978

Game (both teams)
27.....vs. Wake Forest, 4-4-1981

Season (most)
411.....1990

Season (fewest)
64.....1964

WALK-TO-STRIKEOUT RATIO

Season (best)
1.6-1 .....1983 *(353 walks, 221 strikeouts)*

Season (worst)
0.4-1 .....1965 *(64 walks, 155 strikeouts)*

STOLEN BASES

Game
10..... vs. Cincinnati, 3-25-1921

Game (both teams)
11.....vs. Elon, 3-24-1984

Season
144.....1987

Season, per game (most)
2.22.....1987 *(144 in 65 games)*

Season, per game (fewest)
0.17 .....1958 *(4 in 24 games)*

RUNNERS LEFT ON BASE

Game (9 inning)
18, twice..... vs. Virginia, 3-23-1983
.....vs. North Carolina, 5-14-1997

Game (extra innings)
20..... vs. Wake Forest (12 innings), 4-4-1981

Season (most)
587.....1985

BATTERS HIT BY PITCH

Season (most)
88.....2002

Season (fewest)
5.....1964

SACRIFICE HITS

Season (most)
55.....1993

Season (fewest)
4.....1977

SACRIFICE FLIES

Game
6 .....vs. Wake Forest, 4-14-1995

Season (most)
46.....2000

Season (fewest)
1.....1964

INDIVIDUAL BATTING RECORDS

GAMES PLAYED

Season
71, twice ..... *Darren Bragg, 1990*
..... *Andy Bruce, 1990*

Career
253 ..... Jason Varitek, 1991-94

AT-BATS

Game
8, four times ..... Bert Kizer vs. Earlham, 3-21-1975
..... Greg Woodward vs. Georgia State, 3-5-1981
..... Todd Moore vs. Wake Forest, 4-4-1981
..... Scott McIntyre vs. Washington, 5-30-1994

Season
297 ..... Jay Payton, 1994

Career
979 ..... Victor Menocal, 1999-2002

BATTING AVERAGE

Season (50-99 AB)
.465 ..... Bob Lusk, 1951

Season (100-199 AB)
.500 ..... Tom Angley, 1926

Season (200+ AB)
.434 ..... Jay Payton, 1994

Career (200+ AB)
.436 ..... Tom Angley, 1925-27

RUNS SCORED

Game
7 ..... Frank Turner vs. Earlham, 3-21-1975

Season
104 ..... Mark Teixeira, 2000

Career
261 ..... Jason Varitek, 1991-94

BASE HITS

Game
6, four times ..... K.G. White vs. Evansville, 3-6-1987
..... Jeremy Slayden vs. Duke, 5-24-2003
..... Chase Burnett vs. Presbyterian, 5-3-2009
..... Zane Evans at Clemson, 4-27-2013

Season
129 ..... Jay Payton, 1994

Career
351 ..... Jason Varitek, 1991-94

DOUBLES

Game
3, 16 times ..... *Last two times:*
..... Tony Plagman at Wake Forest, 4-17-2009
..... Chase Burnett vs. Presbyterian, 5-3-2009

Season
27 ..... Jay Payton, 1994

Career
82 ..... Jason Varitek, 1991-94

TRIPLES

Game
2, 20 times ..... *Last time:*
..... Connor Justus vs. Western Carolina, 3-5-2016

Season
12 ..... Jay Payton, 1993

Career
22 ..... Jay Payton, 1992-94

HOME RUNS

Game
3, 11 times ..... *Last time:*
..... Kel Johnson at Georgia Southern, 2-21-17

Season
25 ..... Anthony Maisano, 1990

Career
57 ..... Jason Varitek, 1991-94
..... *(Anthony Maisano, 69, 1989-90 (first 32 at Wake Forest))*

Home Runs in Consecutive Games
8 consecutive games ..... Andy Bruce (9 HRs)
(March 2-10, 1991) *Tied for NCAA record

GRAND SLAM HOME RUNS

Season
4, twice ..... Tyler Greene, 2005
vs. Wake Forest (3-11), Wake Forest (3-13), Maryland (4-3), Virginia Tech (5-15)
..... Brad Feltes, 2008
vs. Georgia State (3-25), Boston College (3-29), Georgia Southern (4-16), Maryland (4-20)

RUNS BATTED IN

Game
9, three times ..... Pete Geist vs. Ohio State, 3-21-1984
..... Andy Bruce vs. Georgia, 3-21-1994
..... Chase Burnett vs. Presbyterian, 5-3-2009

Season
102 ..... Jay Payton, 1994

Career
251 ..... Jason Varitek, 1994

TOTAL BASES

Game
18 ..... Chase Burnett vs. Presbyterian, 5-3-2009

Season
224 ..... Jay Payton, 1994

Career
610 ..... Jason Varitek, 1991-94

SLUGGING PERCENTAGE

Season
.930 ..... Tom Angley, 1926

Career
.763 ..... Tom Angley, 1925-27

STRIKEOUTS

Game
5, three times ..... Tucker Barr vs. Clemson, 5-10-1996
..... Danny Payne vs. Rutgers, 2-26-2005
..... Steven Blackwood vs. USF, 5-6-2006

Season
80 ..... J.J. Thomas, 1997

Career
203 ..... J.J. Thomas, 1995-97

TOUGHEST TO STRIKEOUT

Season (50-99 AB)
1/15.50 ..... Johnny Menger, 1957

Season (100-199 AB)
1/51.50 ..... Gary Newsom, 1980

Season (200+ AB)
1/19.14 ..... Carlton Fleming, 1991

Career (200+ AB)
1/17.72 ..... Carlton Fleming, 1990-92

WALKS

Game
5, three times ..... Gary Newsom vs. Wake Forest, 4-4-1981
..... David Ivester vs. Maryland, 4-14-1989
..... Tucker Barr vs. Kent, 3-22-1996

Season
76 ..... Jason Varitek, 1994

Career
221 ..... Darren Bragg, 1988-91

Season (Intentional Walks)
17 ..... Mark Teixeira, 2000

Career (Intentional Walks)
34 ..... Mark Teixeira, 1999-01

STOLEN BASES

Game: 5, twice ..... K.G. White vs. ETSU, 3-25-1987
..... Eric Patterson vs. Duke, 5-8-2004

Season
50 ..... Ty Griffin, 1986

Career
127 ..... Ty Griffin, 1986-88

Most in season without being caught
25 ..... Nomar Garciaparra, 1992

Most consecutive successful steals
35 ..... Nomar Garciaparra, 1992-94

SACRIFICE HITS

Season
14 ..... Ryan Ritter, 1993

Career
22 ..... Scott McIntyre, 1991-94

SACRIFICE FLIES

Season
11 ..... Jason Basil, 2000

Career
21 ..... Jason Basil, 1998-01
..... Matt Gonzalez, 2013-16

HIT BY PITCH

Season
21 ..... Derek Dietrich, 2010

Career
55 ..... Matthew Boggs, 1998-2002

CAREER BATTING LEADERS

BATTING AVERAGE

(Min. 200 at-bats)	H-AB	Avg.	Years
1. Tom Angley	127-291	.4364	1925-27
2. Doug Wycoff	108-255	.4235	1924-26
3. Mark Teixeira	216-528	.4091	1999-01
4. Charlie Blackmon	99-250	.3960	2007-08
5. Scott Jordan	294-762	.3858	1982-85
6. Jason Varitek	351-914	.3840	1991-94
7. Richard Lewis	259-688	.3765	1999-01
8. Nomar Garciaparra	250-672	.3720	1992-94
9. Cam Bonifay	171-462	.3701	1971-74
10. Mike Fowler	175-474	.3692	1986-87
11. Riccardo Ingram	177-482	.3672	1985-87
12. Mark Fischer	271-741	.3657	1995-97
13. Jay Payton	287-785	.3656	1992-94
14. Matt Wieters	253-704	.3594	2005-07
15. Chris Morgan	143-402	.3557	1983-84
16. Heath Honeycutt	195-549	.3552	1996-98
17. Randy Carroll	80-226	.3540	1965-66
18. Doug Ibele	132-374	.3529	1976-79
19. Bryan Prince	278-788	.3528	1998-01
20. Michael Wolff	161-457	.3523	1990-92

BASE HITS

1. Jason Varitek	351	1991-94
2. Victor Menocal	327	1999-02
3. Matt Gonzalez	302	2013-16
4. Scott Jordan	294	1982-85
5. Wade Bailey	290	2015-18
6. Jason Basil	289	1998-01
7. Jay Payton	287	1992-94
8. Steven Blackwood	283	2003-06
9. Tony Plagman	282	2007-10
10. Brandon Hensley	281	1992-95
11. Andy Bruce	278	1988-91
Bryan Prince	278	1998-01
13. K.G. White	273	1985-88
14. Mark Fischer	271	1995-97
15. Steve Newbern	267	1982-85
Scott Byers	267	1993-96
17. Carlton Fleming	264	1990-92
18. Matthew Boggs	260	1998-02
19. Richard Lewis	259	1999-01
20. Ty Griffin	255	1986-88
Luke Murton	255	2006-09

RUNS BATTED IN

1. Jason Varitek	251	1991-94
2. Andy Bruce	232	1988-91
3. Jason Basil	230	1998-01
4. Steven Blackwood	221	2003-06
5. Mark Fischer	220	1995-97
6. Tony Plagman	219	2007-10
7. Bryan Prince	216	1998-01
8. Luke Murton	201	2006-09
9. Matt Wieters	198	2005-07
10. Darren Bragg	194	1988-91
11. Jay Payton	193	1992-94
12. Brandon Hensley	184	1992-95
J.J. Thomas	184	1995-97
14. Derek Dietrich	181	2008-10
Scott Byers	181	1993-96
16. Matt Skole	179	2009-11
17. Scott Jordan	176	1982-85
18. Walt McConnell	172	1983-85
19. K.G. White	171	1985-88
Jeremy Slayden	171	2002-05

SLUGGING PERCENTAGE

(Min. 200 at-bats)	TB-AB	Pct.	Years
1. Tom Angley	222-291	.763	1925-27
2. Mark Teixeira	376-528	.712	1999-01
3. Doug Wycoff	177-255	.694	1924-26
4. Mike Fowler	321-474	.677	1986-87
5. Bobby Reeves	167-250	.668	1924-26
6. Jason Varitek	610-914	.667	1991-94
7. J.J. Thomas	442-675	.655	1995-97
8. Tommy Thompson	299-460	.650	1978-81
9. Mark Fischer	480-741	.648	1995-97
10. Anthony Maisano	276-432	.639	1989-90
11. Chase Burnette	250-392	.638	2008-10
12. Jay Payton	490-785	.624	1992-94
13. Riccardo Ingram	302-489	.618	1985-87
14. Pete Geist	350-568	.616	1983-85
15. Jeff Distasio	285-464	.614	1983-86
16. Scott Jordan	468-762	.614	1982-85
17. Andy Bruce	506-830	.610	1988-91
18. Matt Skole	415-681	.609	2009-11
19. Billy Parham	357-591	.604	1986-88
20. Nomar Garciaparra	405-672	.603	1992-94

RUNS SCORED

1. Jason Varitek	261	1991-94
2. Scott Jordan	253	1982-85
3. Steve Newbern	242	1982-85
4. Darren Bragg	232	1988-91
5. K.G. White	222	1985-88
6. Ty Griffin	220	1986-88
Steven Blackwood	220	2003-06
Victor Menocal	220	1999-02
9. Tony Plagman	213	2007-10
Eric Patterson	205	2002-04
11. Danny Payne	201	2005-07
12. Matthew Boggs	198	1998-02
13. Carlton Fleming	196	1990-92
Wade Bailey	196	2015-18
15. J.J. Thomas	194	1995-97
Jason Basil	194	1998-01
17. Andy Bruce	193	1988-91
18. Jeff Rowland	188	2008-10
19. Adam Leggett	186	1995-97
20. Jay Payton	185	1992-94
Mark Fischer	185	1995-97

HOME RUNS

1. Jason Varitek	57	1991-94
2. J.J. Thomas	56	1995-97
3. Tony Plagman	55	2007-10
4. Andy Bruce	52	1988-91
5. Luke Murton	47	2006-09
Matt Skole	47	2009-11
7. K.G. White	46	1985-88
8. Billy Parham	42	1986-88
Mark Fischer	42	1995-97
10. Daniel Palka	41	2011-13
Derek Dietrich	41	2008-10
Tommy Thompson	41	1978-81
13. Jason Basil	40	1998-01
Jeremy Slayden	40	2002-05
15. Anthony Maisano	37	1989-90
16. Scott Jordan	36	1982-85
Jeff Distasio	36	1983-86
Darren Bragg	36	1988-91
Jay Payton	36	1992-94
Mark Teixeira	36	1999-01

TOUGHEST TO STRIKEOUT

(Min. 300 at-bats)	AB-K	AB/K	Years
1. Carlton Fleming	762-43	17.72	1990-92
2. Greg Woodward	441-25	17.64	1981-83
3. Gary Newsom	428-28	15.29	1980-82
4. Frank Turner	466-31	15.03	1973-76
5. Jay Payton	785-59	13.31	1992-94
6. Chris Morgan	402-32	12.56	1983-84
7. Jim Giuliani	356-30	11.87	1974-76
8. Nomar Garciaparra	672-62	10.84	1992-94
9. Bert Kizer	502-47	10.68	1974-77
10. Scott Byers	796-76	10.47	1993-96
11. Wade Bailey	921-94	9.74	2015-18
12. Rick Lockwood	601-62	9.69	1980-83
13. Doug Ibele	374-39	9.59	1976-79
14. Keith Kerver	770-81	9.51	1984-87
15. David Boyd	344-37	9.30	1974-76
16. Mark Teixeira	528-58	9.10	1999-01
17. Mickey Langley	324-36	9.00	1975-78
18. Donnie Noggle	312-35	8.91	1965-67
19. Victor Menocal	979-111	8.82	1999-02
20. Clifton Remole	631-73	8.64	2002-04

CAREER BATTING LEADERS

DOUBLES

1.	Jason Varitek	82	1991-94
2.	Scott Byers	70	1993-96
3.	Jason Basil	66	1998-01
4.	Luke Murton	61	2006-09
5.	Steven Blackwood	60	2003-06
6.	Matt Gonzalez	59	2013-16
7.	Nomar Garciaparra	58	1992-94
8.	Tony Plagman	56	2007-10
9.	Andy Bruce	54	1988-91
	Brandon Hensley	54	1992-95
	Victor Menocal	54	1999-02
	Wes Hodges	54	2004-06
	Matt Wieters	54	2005-07
	Mott Hyde	54	2011-14
15.	Bryan Prince	53	1998-01
16.	Darren Bragg	52	1988-91
	Brad Stockton	52	1998-01
18.	Jay Payton	51	1992-94
19.	Daniel Palka	50	2011-13
	K.G. White	50	1985-88

TOTAL BASES

1.	Jason Varitek	610	1991-94
2.	Tony Plagman	513	2007-10
3.	Andy Bruce	506	1988-91
4.	Jay Payton	490	1992-94
5.	Jason Basil	481	1998-01
6.	Mark Fischer	480	1995-97
7.	K.G. White	475	1985-88
8.	Scott Jordan	468	1982-85
9.	Luke Murton	465	2006-09
10.	J.J. Thomas	442	1995-97
11.	Scott Byers	438	1993-96
12.	Matt Gonzalez	427	2013-16
13.	Brandon Hensley	422	1992-95
14.	Darren Bragg	420	1988-91
15	Victor Menocal	419	1999-02
16.	Matt Wieters	418	2005-07
17.	Matt Skole	415	2009-11
18.	Steven Blackwood	414	2003-06
19.	Derek Dietrich	412	2008-10
20.	Daniel Palka	411	2011-13

AT BATS

1.	Victor Menocal	979	1999-02
2.	Matt Gonzalez	949	2013-16
3.	Wade Bailey	921	2015-18
4.	Jason Varitek	914	1991-94
	Mott Hyde	914	2011-14
6.	Brandon Hensley	881	1992-95
7.	Steven Blackwood	868	2003-06
8.	Tony Plagman	858	2007-10
9.	Andy Bruce	830	1988-91
10.	Jason Basil	828	1998-01
11.	K.G. White	819	1985-88
12.	Luke Murton	814	2006-09
13.	Scott Byers	796	1993-96
14.	Kyle Wren	795	2011-13
15.	Bryan Prince	788	1998-01
16.	Jay Payton	785	1992-94
17.	Steve Newbern	782	1982-85
18.	Matthew Boggs	772	1998-02
	Eric Patterson	772	2002-04
20.	Keith Kerver	770	1984-87

TRIPLES

1.	Jay Payton	22	1992-94
2.	Kyle Wren	19	2011-13
	Mark Fischer	19	1995-97
4.	Steve Newbern	15	1982-85
5.	Brandon Thomas	14	2010-13
	Nomar Garciaparra	14	1992-94
7.	Cam Bonifay	13	1971-74
8.	Bobby Reeves	12	1924-26
	Duck McKee	12	1930-31
	Eric Patterson	12	2002-04
	Jeff Rowland	12	2008-10
12.	Randy Rhino	11	1971-74
	Michael Smith	11	1992-95
	Ryan Ritter	11	1993-95
15.	Randy Carroll	10	1965-66
	Pete Geist	10	1983-85
	Scott Jordan	10	1982-85
	Carl Sitler	10	1984-87
	Tom Green	10	1989-90
	Anthony Byrd	10	1990-92
	Michael Sorrow	10	1993-96

STOLEN BASES

1.	Ty Griffin	127	1986-88
2.	Eric Patterson	124	2002-04
3.	Scott Jordan	114	1982-85
4.	K.G. White	89	1985-88
5.	Steve Newbern	86	1982-85
6.	Carlton Fleming	68	1990-92
7.	Nomar Garciaparra	66	1992-94
	Tyler Greene	66	2003-05
9.	Danny Payne	64	2005-07
10.	Kyle Wren	60	2011-13
11.	Jeff Rowland	56	2008-10
	Anthony Byrd	56	1990-92
13.	Red Barron	54	1920-22
14.	Darren Bragg	51	1988-91
15.	Randy Rhino	46	1971-74
16.	Brandon Thomas	45	2010-13
17.	Michael Smith	44	1992-95
18.	Jay Payton	43	1992-94
19.	Matt Murton	42	2001-03
20.	Jamie Sims	41	1982-85
	Matthew Boggs	41	1998-02

GAMES PLAYED

1.	Jason Varitek	253	1991-94
2.	Mott Hyde	252	2011-14
3.	Victor Menocal	243	1999-02
4.	Darren Bragg	242	1988-91
	Brandon Hensley	242	1992-95
	Steven Blackwood	242	2003-06
7.	Matt Gonzalez	239	2013-16
8.	Tony Plagman	235	2007-10
9.	Jason Basil	230	1998-01
10.	Andy Bruce	228	1988-91
11.	Matthew Boggs	227	1998-02
12.	Luke Murton	225	2006-09
13.	K.G. White	224	1985-88
	Wade Bailey	224	2015-18
15.	Keith Kerver	221	1984-87
16.	Brad Stockton	220	1998-01
17.	Michael Sorrow	219	1993-96
18.	Scott Byers	217	1993-96
19.	Steve Newbern	210	1982-85
	Bryan Prince	210	1998-01

SEASON BATTING LEADERS

GEORGIA TECH'S TRIPLE CROWN WINNERS

The following Georgia Tech players led their teams in batting average, home runs and RBI in one season.

Year	Player	HR	RBI	AVG
1958	Earl Moore	4	15	.287
1959	Roger Kaiser	4	32	.373
1960	George Inman	7	24	.360
1968	Ted Tomasovich	5	38	.381
1975	Frank Turner	2	30	.376
1991	Andy Bruce	*22	*96	.345
1992	Jason Varitek	11	52	*.406
1993	Jason Varitek	*22	72	.404
1994	Jay Payton	20	*102	*.434
1997	Mark Fischer	*24	98	.354
1999	Mark Teixeira	13	65	.387
2016	Matt Gonzalez	11	54	.378

** Denotes is/was school record*

MOORE


KAISER

INMAN

TOMASOVICH


TURNER


BRUCE


VARITEK


PAYTON


FISCHER


TEIXEIRA


GONZALEZ

BATTING AVERAGE

(Min. 75 at-bats)		H-AB	Avg.	Year
1.	Tom Angley	50-100	.500	1925
2.	Bob Lusk	46-99	.465	1951
3.	Doug Ibele	52-112	.464	1979
4.	Doug Wycoff	43-98	.439	1926
5.	Jay Payton	129-297	.434	1994
6.	Mark Teixeira	103-241	.4274	2000
7.	Nomar Garciaparra	117-274	.4270	1994
8.	Riccardo Ingram	101-237	.4262	1987
9.	Jason Varitek	106-249	.4257	1994
10.	Bobby McCauley	35-84	.417	1954
11.	Scott Jordan	94-226	.416	1985
12.	Larry Elliott	59-143	.413	1971
13.	Tommy Thompson	52-127	.409	1979
14.	Scott Jordan	84-206	.408	1984
15.	Doug Wycoff	33-81	.407	1925
16.	Jason Varitek	86-212	.406	1992
17.	Cam Bonifay	55-136	.4044	1971
18.	Bobby Reeves	44-109	.4037	1926
19.	Jason Varitek	92-228	.4035	1993
20.	Mark Fischer	104-260	.400	1996

SLUGGING PERCENTAGE

(Min. 75 at-bats)		TB-AB	Pct.	Year
1.	Tom Angley	93-100	.930	1926
2.	Bobby Reeves	97-109	.890	1926
3.	Doug Wycoff	81-98	.827	1926
4.	Tom Angley	68-83	.819	1925
5.	Tommy Thompson	103-127	.811	1979
6.	Jason Varitek	182-228	.798	1993
7.	Nomar Garciaparra	213-274	.777	1994
8.	Mark Teixeira	186-241	.772	2000
9.	Riccardo Ingram	179-237	.755	1987
10.	Jay Payton	224-297	.754	1994
11.	Bobby McCauley	71-95	.747	1955
12.	Jason Varitek	182-249	.731	1994
13.	Mark Fischer	187-257	.728	1997
14.	Anthony Maisano	154-214	.720	1990
15.	Scott Jordan	147-206	.714	1984
	Luke Murton	147-206	.714	2009
17.	Andy Bruce	177-249	.711	1991
18.	Tony Plagman	169-239	.707	2010
19.	Ted Tomasovich	79-113	.699	1968
20.	J.J. Thomas	159-228	.697	1996

TOUGHEST TO STRIKEOUT

(Min. 75 at-bats)		AB-K	AB/K	Year
1.	Gary Newsom	103-2	51.50	1980
2.	Frank Turner	117-4	29.25	1975
	Frank Turner	117-4	29.25	1976
4.	Carlton Fleming	268-14	19.14	1991
5.	Greg Woodward	133-7	19.00	1982
6.	Doug Ibele	113-6	18.83	1977
7.	Greg Woodward	145-8	18.13	1981
8.	Carlton Fleming	249-14	17.79	1992
9.	Jim Giuliani	123-7	17.57	1976
10.	Nomar Garciaparra	274-16	17.13	1994
11.	Carlton Fleming	245-15	16.33	1990
12.	Greg Woodward	163-10	16.30	1983
13.	Ken Bonifay, Sr.	127-8	15.88	1967
14.	Johnny Menger	93-6	15.50	1957
	Jay Payton	248-16	15.50	1992
16.	Bert Kizer	123-8	15.38	1977
17.	Jamie Sims	198-13	15.23	1984
18.	Donnie Noggle	117-8	14.63	1967
19	Scott Byers	262-18	14.56	1996
20.	Cam Bonifay	86-6	14.33	1973

LONGEST HITTING STREAKS

(All streaks of 20 games or more)

30 games	Victor Menocal	2002
28 games	Carlton Fleming	1990
27 games	Jay Payton	1993
27 games	Richard Lewis	2000
24 games	Riccardo Ingram	1987
23 games	Scott Jordan	1984
23 games	Tyler Greene	2005
22 games	K.G. White	1987
22 games	Jay Payton	1994
22 games	Kel Johnson	2016
21 games	J.J. Thomas	1996
20 games	Ty Griffin	1987
20 games	Derik Goffena	2000
20 games	Kyle Wren	2013

CONSECUTIVE GAMES REACHING BASE

80 games	Danny Payne	2006-07
79 games	Scott Jordan	1984-85
65 games	Jason Varitek	1993-94
58 games	Mark Teixeira	2000-01
56 games	Richard Lewis	2000-01

SEASON BATTING LEADERS

BASE HITS

1.	Jay Payton	129	1994
2.	Nomar Garciaparra	117	1994
3.	Richard Lewis	109	2000
4.	Jason Varitek	106	1994
	Wes Hodges	106	2005
6.	Mark Fischer	104	1996
	Victor Menocal	104	2002
8.	Mark Teixeira	103	2000
9.	Victor Menocal	102	2001
10.	Riccardo Ingram	101	1987
11.	Keith Kerver	100	1986
	Richard Lewis	100	2001
	Tyler Greene	100	2005
14.	Mike Fowler	99	1987
	Bryan Prince	99	2000
	Charlie Blackmon	99	2008
17.	Kyle Wren	98	2013
	Ryan Ritter	98	1995
19.	Andy Bruce	97	1990
20.	Jason Basil	96	2000

HOME RUNS

1.	Anthony Maisano	25	1990
2.	Mark Fischer	24	1997
3.	Andy Bruce	22	1991
	Jason Varitek	22	1993
	J.J. Thomas	22	1997
6.	J.J. Thomas	21	1996
	Tony Plagman	21	2010
8.	Billy Parham	20	1988
	Luke Murton	20	2009
	Jay Payton	20	1994
	Ryan Ritter	20	1995
	Matt Skole	20	2010
13.	Jeff Distasio	19	1986
14.	Mike Fowler	18	1987
	Billy Parham	18	1987
	K.G. White	18	1988
	Mark Teixeira	18	2000
	Jeremy Slayden	18	2002
19.	Daniel Palka	17	2013
	Riccardo Ingram	17	1987
	Andy Bruce	17	1990
	Matt Skole	17	2009
	Jason Varitek	17	1994

TOTAL BASES

1.	Jay Payton	224	1994
2.	Nomar Garciaparra	213	1994
3.	Mark Fischer	187	1997
4.	Mark Teixeira	186	2000
5.	Jason Varitek	182	1993
	Jason Varitek	182	1994
7.	Mike Fowler	180	1987
8.	Riccardo Ingram	179	1987
	Mark Fischer	179	1996
10.	Andy Bruce	178	1990
	Ryan Ritter	178	1995
12.	Andy Bruce	177	1991
13.	Jason Basil	170	2000
14.	Tony Plagman	169	2010
15.	Chase Burnette	167	2010
16.	Ty Griffin	164	1988
17.	Billy Parham	162	1988
18.	Jay Payton	161	1993
19.	Jeremy Slayden	160	2002
20.	J.J. Thomas	159	1996
	Heath Honeycutt	159	1998
	Matt Skole	159	2010

RUNS SCORED

1.	Mark Teixeira	104	2000
2.	Riccardo Ingram	93	1987
3.	Nomar Garciaparra	92	1994
4.	Jason Varitek	87	1994
5.	Darren Bragg	86	1991
6.	Mike Fowler	84	1987
7.	Ty Griffin	81	1988
8.	Richard Lewis	79	2000
9.	Jason Varitek	78	1993
	Jay Payton	78	1994
11.	Scott Jordan	77	1985
	Richard Lewis	77	2001
	Jeff Kindel	77	2006
14.	Ryan Ritter	76	1995
	Eric Patterson	76	2004
	Tyler Greene	76	2005
17.	Scott Jordan	75	1984
	Mark Fischer	75	1997
	Adam Leggett	75	1997
	Jeff Rowland	75	2010

DOUBLES

1.	Jay Payton	27	1994
2.	Nomar Garciaparra	26	1994
3.	Mike Fowler	25	1987
	Scott Byers	25	1995
	Jason Basil	25	2000
	Luke Murton	25	2008
7.	Jason Varitek	23	1994
	Mark Fischer	23	1996
	Jeff Kindel	23	2005
	Jacob Esch	23	2011
11.	Jim Giuliani	22	1976
	Jason Varitek	22	1992
	Brad Stockton	22	2000
	Steven Blackwood	22	2004
15.	Riccardo Ingram	21	1987
	Darren Bragg	21	1991
	Michael Wolff	21	1992
	Scott Prather	21	1998
	Jay Hood	21	1998
	Bryan Prince	21	2000
	Mark Teixeira	21	2000
	Matt Gonzalez	21	2014
	Tristin English	**21**	**2016**
	Wade Bailey	**21**	**2017**

STOLEN BASES

1.	Ty Griffin	50	1986
2.	Eric Patterson	48	2004
3.	Eric Patterson	41	2002
4.	Scott Jordan	40	1985
5.	Ty Griffin	39	1987
6.	Ty Griffin	38	1988
7.	Scott Jordan	36	1983
8.	Anthony Byrd	35	1991
9.	Eric Patterson	35	2003
10.	K.G. White	34	1987
11.	Nomar Garciaparra	33	1994
12.	Scott Jordan	31	1984
	Tyler Greene	31	2005
14.	Steve Newbern	30	1984
15.	Kyle Wren	28	2013
	K.G. White	28	1988
17.	Steve Newbern	26	1983
	K.G. White	26	1986
	Carlton Fleming	26	1991
20.	Nomar Garciaparra	25	1992
	Charlie Blackmon	25	2008

RUNS BATTED IN

1.	Jay Payton	102	1994
2.	Riccardo Ingram	99	1987
3.	Mark Fischer	98	1997
4.	Andy Bruce	96	1991
5.	Mike Fowler	87	1987
6.	Jason Varitek	86	1994
7.	Jason Basil	83	2000
8.	Jeff Distasio	82	1986
9.	Mark Teixeira	80	2000
10.	Andy Bruce	78	1990
	Tony Plagman	78	2010
12.	Bryan Prince	77	2000
13.	Chris Morgan	76	1984
14.	Billy Parham	73	1988
	Darren Bragg	73	1990
	Nomar Garciaparra	73	1994
	Tony Plagman	73	2009
	Jake Davies	73	2012
19.	Walt McConnell	72	1985
	Jason Varitek	72	1993
	Tyler Greene	72	2005

TRIPLES

1.	Jay Payton	12	1993
	Nomar Garciaparra	11	1994
3.	Steve Newbern	9	1985
4.	Bobby Reeves	8	1926
	Randy Carroll	8	1965
	Ty Griffin	8	1988
	Daniel Spingola	8	2014
8.	Duck McKee	7	1930
	Donnie Noggle	7	1967
	Anthony Byrd	7	1991
	Mark Fischer	7	1995
	Mark Fischer	7	1997
	Jeff Rowland	7	2010
	Kyle Wren	7	2011
15.	Ted Tomasovich	6	1968
	Tom Green	6	1989
	Michael Smith	6	1992
	Jay Payton	6	1992
	Richard Lewis	6	2001
	Kyle Wren	6	2012
	Kyle Wren	6	2013

AT BATS

1.	Jay Payton	297	1994
2.	Anthony Byrd	285	1991
3.	Victor Menocal	282	2002
4.	Victor Menocal	280	2000
5.	Nomar Garciaparra	274	1994
	Richard Lewis	274	2000
7.	Jeff Kindel	273	2006
8.	Keith Kerver	272	1986
9.	Brandon Hensley	270	1994
10.	Tyler Green	269	2005
11.	Carlton Fleming	268	1991
	Jay Hood	268	1996
	Victor Menocal	268	2001
14.	K.G. White	267	1986
	Andy Bruce	267	1990
	Adam Leggett	267	1997
	Wes Hodges	267	2005
18.	Richard Lewis	266	2001
19.	Billy Parham	264	1988
	Eric Patterson	264	2004

YEAR-BY-YEAR BATTING LEADERS

BATTING AVERAGE

1951	Bob Lusk	*.465
1952	Lewis Andrews	.321
1953	Bill Cohen	.400
1954	Bobby McCauley	.417
1955	Lane Akers	.354
1956	Lane Akers	.321
1957	Johnny Menger	.398
1958	Earl Moore	.287
1959	Roger Kaiser	.373
1960	George Inman	.360
1961	Charlie Thompson	.361
1962	John Gher	.319
1963	Mickey Carmack	.328
1964	Pete Caldwell	.286
1965	Randy Carroll	.376
1966	Randy Carroll	.330
1967	Donnie Noggle	.316
1968	Ted Tomasovich	.381
1969	Lloyd Harris; Brannon Bonifay	.333
1970	Danny Clark	.327
1971	Larry Elliott	.413
1972	Cam Bonifay	.370
1973	Randy Rhino	.366
1974	Jim Stevens	.377
1975	Frank Turner	.376
1976	Jim Giuliani	.366
1977	Bert Kizer	.366
1978	Tommy Thompson; Doug Ibele	.350
1979	Doug Ibele	.464
1980	Doug Blemker	.333
1981	Rick Lockwood	.362
1982	Rick Lockwood	.367
1983	Scott Jordan	.368
1984	**Scott Jordan**	**.408**
1985	Scott Jordan	.416
1986	Keith Kerver	.368
1987	**Riccardo Ingram**	**.426**
1988	Ty Griffin	.345
1989	Andy Bruce	.335
1990	Darren Bragg	.397
1991	Andy Bruce	.345
1992	Jason Varitek	.406
1993	**Jason Varitek**	**.404**
1994	**Jay Payton**	**.434**
1995	Ryan Ritter	.383
1996	**Mark Fischer**	**.400**
1997	Mark Fischer	.354
1998	Heath Honeycutt	.368
1999	Mark Teixeira	.387
2000	**Mark Teixeira**	**.427**
2001	Matt Murton	.385
2002	Victor Menocal	.369
2003	Mike Nickeas	.333
2004	Steven Blackwood	.359
2005	Wes Hodges	.397
2006	Danny Payne	.356
2007	Danny Payne	.370
2008	Charlie Blackmon	.396
2009	Luke Murton; Tony Plagman	.354
2010	Thomas Nichols	.376
2011	Matt Skole	.348
2012	Brandon Thomas	.360
2013	Zane Evans	.361
2014	Daniel Spingola	.319
2015	Ryan Peurifoy	.324
2016	Matt Gonzalez	.378
2017	Wade Bailey	.347
2018	**Joey Bart**	**.359**

RUNS BATTED IN

1951	Bob Lusk	32
1952	Chappell Rhino	16
1953	Clyde Young	13
1954	Larry Morris	25
1955	Bobby McCauley	33
1956	Lane Akers; Dick Gookin	18
1957	Earl Moore	30
1958	Earl Moore	15
1959	Roger Kaiser	32
1960	George Inman	24
1961	Billy Williamson	20
1962	John Gher	21
1963	Richard Conliff; Bob Sheridan	16
1964	Jimmy Adams	10
1965	W.J. Blane	23
1966	W.J. Blane	22
1967	Donnie Noggle	29
1968	Ted Tomasovich	38
1969	Lloyd Harris; Floyd Harris; Phil Cardwell	21
1970	Derrell Parker; Brannon Bonifay; David Glover	14
1971	Cam Bonifay	35
1972	Ray Giuliani	27
1973	Cam Bonifay	19
1974	H.F. Reagin	40
1975	Frank Turner	30
1976	Jim Giuliani	30
1977	Mickey Langley	41
1978	Gary Hardie	38
1979	Tommy Thompson	51
1980	Tommy Thompson; David Trapani	24
1981	Tommy Thompson	31
1982	Rick Lockwood	55
1983	**Rick Lockwood**	**67**
1984	Chris Morgan	76
1985	**Walt McConnell**	**72**
1986	**Jeff Distasio**	**82**
1987	**Riccardo Ingram**	**99**
1988	Billy Parham	73
1989	Anthony Maisano	59
1990	**Andy Bruce**	**78**
1991	**Andy Bruce**	**96**
1992	Jason Varitek	52
1993	Jason Varitek	72
1994	**Jay Payton**	***102**
1995	Tucker Barr	70
1996	J.J. Thomas	68
1997	Mark Fischer	98
1998	Heath Honeycutt	71
1999	Mark Teixeira	65
2000	**Jason Basil**	**83**
2001	Jason Basil; Richard Lewis	64
2002	Jeremy Slayden	66
2003	Matt Murton	56
2004	Steven Blackwood	66
2005	Tyler Greene	72
2006	Matt Wieters	71
2007	Matt Wieters	59
2008	Derek Dietrich	66
2009	Tony Plagman	73
2010	Tony Plagman	78
2011	Matt Skole	58
2012	**Jake Davies**	**73**
2013	Zane Evans; Daniel Palka	66
2014	Matt Gonzalez	37
2015	A.J. Murray	51
2016	Matt Gonzalez; Kel Johnson	54
2017	Joey Bart	43
2018	Tristin English	60

RUNS SCORED

1951	Bob Lusk	33
1952	Vaughn Dyer	22
1953	Jimmy Rogers; Chappell Rhino	13
1954	Bobby McCauley	26
1955	Lane Akers	33
1956	Johnny Menger	25
1957	Lane Akers	29
1958	Doug Veazey	19
1959	Doug Veazey	27
1960	George Inman	29
1961	Billy Williamson	20
1962	Doug Cook	19
1963	Mickey Carmack; Richard Conliff	14
1964	Jimmy Adams	16
1965	Randy Carroll	24
1966	Randy Carroll	21
1967	W.J. Blane	23
1968	Phil Caldwell; Floyd Harris; Ronnie King	27
1969	Bobby Gibson	31
1970	Dennis Davis	17
1971	Brannon Bonifay	36
1972	Larry Elliott	36
1973	Dick Steed	19
1974	Cam Bonifay	42
1975	Frank Turner	34
1976	Bert Kizer	30
1977	Bert Kizer	37
1978	Doug Ibele	38
1979	Doug Ibele	41
1980	Tommy Thompson	23
1981	Todd Moore	36
1982	Gary Newsom	49
1983	**Scott Jordan**	**68**
1984	**Scott Jordan**	**75**
1985	**Scott Jordan**	**77**
1986	Frank Bolick	72
1987	**Riccardo Ingram**	**93**
1988	Ty Griffin	81
1989	**Darren Bragg**	**74**
1990	Carlton Fleming	67
1991	**Darren Bragg**	**86**
1992	Carlton Fleming	67
1993	**Jason Varitek**	**78**
1994	Nomar Garciaparra	92
1995	Ryan Ritter	76
1996	J.J. Thomas	67
1997	Mark Fischer; Adam Leggett	75
1998	Heath Honeycutt	70
1999	Mark Teixeira	61
2000	**Mark Teixeira**	***103**
2001	Richard Lewis	77
2002	Jeremy Slayden	74
2003	Matt Murton	64
2004	Eric Patterson	76
2005	Tyler Greene	76
2006	Jeff Kindel	77
2007	Danny Payne	68
2008	Charlie Blackmon	68
2009	Jeff Rowland	66
2010	Jeff Rowland	75
2011	Kyle Wren	57
2012	Brandon Thomas	57
2013	Daniel Palka	55
2014	Daniel Spingola	45
2015	A.J. Murray	49
2016	Connor Justus	62
2017	Wade Bailey	63
2018	Joey Bart	55

BASE HITS

195l	Bob Lusk	46
1952	Vaughn Dyer	23
1953	Jimmy Rogers	23
1954	Bobby McCauley	35
1955	Lane Akers	35
1956	Lane Akers; Johnny Menger	26
1957	Lane Akers; Bobby Dover	38
1958	Earl Moore	25
1959	Roger Kaiser	41
1960	Bobby Dews	35
1961	Roger Kaiser	29
1962	John Gher	29
1963	Richard Conliff	26
1964	Jimmy Adams	24
1965	Randy Carroll	44
1966	Randy Carroll	36
1967	Donnie Noggle	37
1968	Ted Tomasovich	43
1969	Bobby Gibson	36
1970	Larry Elliott	26
1971	Larry Elliott	59
1972	Larry Elliott	42
1973	Randy Rhino	37
1974	Randy Brown	49
1975	Frank Turner	44
1976	Jim Giuliani; Bert Kizer	45
1977	Bert Kizer	45
1978	Tommy Thompson; Doug Ibele	41
1979	Tommy Thompson; Doug Ibele	52
1980	Gary Newsom	31
1981	Rick Lockwood	51
1982	Rick Lockwood	66
1983	Scott Jordan	74
1984	Scott Jordan	84
1985	Scott Jordan	94
1986	Keith Kerver	100
1987	Riccardo Ingram	101
1988	Ty Griffin	90
1989	Andy Bruce	86
1990	Andy Bruce	97
1991	Carlton Fleming	92
1992	Carlton Fleming	89
1993	Jason Varitek	92
1994	Jay Payton	*129
1995	Ryan Ritter	98
1996	Mark Fischer	104
1997	Mark Fischer/ Adam Leggett	91
1998	Heath Honeycutt	95
1999	Mark Teixeira	87
2000	Richard Lewis	109
2001	Victor Menocal	102
2002	Victor Menocal	104
2003	Matt Murton	74
2004	Steven Blackwood	92
2005	Wes Hodges	106
2006	Jeff Kindel; Matt Wieters	92
2007	Danny Payne	81
2008	Charlie Blackmon	99
2009	Tony Plagman	87
2010	Chase Burnette	85
2011	Kyle Wren	90
2012	Sam Dove	86
2013	Kyle Wren	98
2014	**Daniel Spingola**	**82**
2015	Matt Gonzalez	63
2016	Matt Gonzalez	93
2017	Wade Bailey	82
2018	Joey Bart	79

AT BATS

1951	Chappell Rhino	104
1952	Charlie Brannon	85
1953	Chappell Rhino	86
1954	Lane Akers	89
1955	Lane Akers	99
1956	Johnny Menger	98
1957	Bobby Dover	115
1958	Doug Veazey	90
1959	Jerry Meyer	116
1960	Bobby Dews	116
1961	Roger Kaiser	95
1962	Billy Williamson	93
1963	Billy Williamson	104
1964	Jimmy Adams	94
1965	Randy Carroll	117
1966	Randy Carroll	109
1967	Ken Bonifay; Roy Jarrett	127
1968	Floyd Harris	136
1969	Floyd Harris	118
1970	Larry Elliott	96
1971	Dick Steed	151
1972	Dick Steed	129
1973	Randy Brown	104
1974	Randy Brown	148
1975	Frank Turner	117
1976	Bert Kizer	139
1977	Steve Davison	135
1978	Steve Davison	118
1979	Steve Davison	132
1980	Gary Newsom	103
1981	Todd Moore	165
1982	Gary Newsom	185
1983	Scott Jordan; Rick Lockwood	201
1984	Pete Geist	225
1985	Carl Sitler	240
1986	Keith Kerver	272
1987	Mike Fowler	259
1988	Billy Parham	264
1989	Andy Bruce	257
1990	Andy Bruce	267
1991	Anthony Byrd	285
1992	Carlton Fleming	249
1993	Jay Payton	240
1994	Jay Payton	*297
1995	Ryan Ritter	256
1996	Jay Hood	268
1997	Adam Leggett	267
1998	Heath Honeycutt	258
1999	Mark Teixeira	225
2000	Victor Menocal	280
2001	Victor Menocal	268
2002	Victor Menocal	282
2003	Eric Patterson	248
2004	Eric Patterson	264
2005	Tyler Greene	269
2006	Jeff Kindel	273
2007	Danny Payne	219
2008	Charlie Blackmon	250
2009	Jeff Rowland	247
2010	Chase Burnette	250
2011	Kyle Wren	265
2012	Kyle Wren	258
2013	Kyle Wren	272
2014	Daniel Spingola	257
2015	Matt Gonzalez	221
2016	Wade Bailey	255
2017	Wade Bailey	236
2018	Wade Bailey	230

YEAR-BY-YEAR BATTING LEADERS

STOLEN BASES

1953 Bob Hudson; Larry Morris; Bobby McCauley 2
1954 Bobby McCauley 8
1955 Larry Morris. 9
1956 Johnny Menger; Toppy Vann 4
1957 Bobby Dover 9
1958 Four Players 1
1959 Jerry Meyer; Mike Thomas. 5
1960 Bobby Dews 8
1961 Billy Williamson; Roger Kaiser 4
1962 John Gher 9
1963 Bob Sheridan. 3
1964 Jimmy Adams 7
1965 Jimmy Adams 9
1966 Roy Jarrett; Ken Bonifay 4
1967 Glenn Rea 9
1968-72 (Not Available)
1973 Randy Rhino 19
1974 Randy Rhino 23
1975 Randy Rhino 12
1976 Steve Davison 5
1977 Steve Davison 7
1978 Steve Davison 7
1979 Steve Davison 6
1980 Larry Maurer 13
1981 Larry Maurer; Gary Newsom 11
1982 Gary Newsom 16
1983 Scott Jordan 36
1984 Scott Jordan 31
1985 Scott Jordan 40
1986 Ty Griffin *50
1987 Ty Griffin 39
1988 Ty Griffin 38
1989 Tom Green. 21
1990 Carlton Fleming 18
1991 Anthony Byrd 35
1992 Nomar Garciaparra. 25
1993 Michael Smith 24
1994 Nomar Garciaparra. 33
1995 Ryan Ritter. 6
1996 Adam Leggett 15
1997 Adam Leggett 18
1998 Heath Honeycutt 13
1999 Matthew Boggs 14
2000 Mark Teixeira 13
2001 Richard Lewis 11
2002 Eric Patterson 41
2003 Eric Patterson 35
2004 Eric Patterson 48
2005 Tyler Greene 31
2006 Danny Payne 20
2007 Danny Payne 20
2008 Charlie Blackmon. 25
2009 Jeff Rowland 21
2010 Jeff Rowland 13
2011 Brandon Thomas 19
2012 Brandon Thomas 16
2013 Kyle Wren 28
2014 Daniel Spingola 15
2015 Thomas Smith; Matt Gonzalez 10
2016 Matt Gonzalez 10
2017 Trevor Craport 8
2018 Wade Bailey. 9

DOUBLES

1951 Bob Lusk. 9
1952 Leon Hardeman 5
1953 Bill Cohen; Chappell Rhino. 3
1954 Larry Morris. 6
1955 Johnny Menger 7
1956 Dick Gookin 4
1957 Bobby Dover 7
1958 Jack Robertson; Bud Blemker 4
1959 Jerry Meyer 7
1960 Jerry Meyer 5
1961 Roger Kaiser 5
1962 John Gher; Ben Ferguson 5
1963 Mickey Carmack 4
1964 Pete Caldwell; Dick Emerson 3
1965 Randy Carroll. 7
1966 W.J. Blane 9
1967 Donnie Noggle 7
1968 Ted Tomasovich 9
1969 Lloyd Harris; Bobby Gibson; Floyd Harris 6
1970 Dennis Davis 4
1971 Larry Elliott 12
1972 Dick Steed. 11
1973 Jack Helinger. 9
1974 Bert Kizer 12
1975 Frank Turner; Jim Giuliani 9
1976 Jim Giuliani 22
1977 Bert Kizer 10
1978 Gary Hardie 9
1979 Mike Macon. 9
1980 Ray Cooney 8
1981 Todd Moore 10
1982 Rick Lockwood. 12
1983 Rick Lockwood 19
1984 Scott Jordan 17
1985 Pete Geist 19
1986 Mike Fowler. 18
1987 Mike Fowler 25
1988 Pat McGuire. 17
1989 Andy Bruce; Marty Durkin; Anthony Maisano 14
1990 Andy Bruce 20
1991 Darren Bragg 21
1992 Jason Varitek 22
1993 Jason Varitek 20
1994 Jay Payton. *27
1995 Scott Byers 25
1996 Mark Fischer 23
1997 Adam Leggett 17
1998 Scott Prather; Jay Hood 21
1999 Mark Teixeira; Jason Basil 18
2000 Jason Basil 25
2001 Victor Menocal. 18
2002 Victor Menocal. 20
2003 Jeremy Slayden 18
2004 Steven Blackwood 22
2005 Jeff Kindel 23
2006 Matt Wieters; Wes Hodges 20
2007 Danny Payne 20
2008 Luke Murton 25
2009 Tony Plagman 18
2010 Chase Burnette 19
2011 Jacob Esch 23
2012 Daniel Palka 19
2013 Mott Hyde 18
2014 Matt Gonzalez. 21
2015 A.J. Murray 16
2016 Tristin English 21
2017 Wade Bailey 21
2018 Tristin English 17

TRIPLES

1951 Dick Harvin 4
1952 Vaughn Dyer 4
1953 Jimmy Rogers; Chappell Rhino. 3
1954 Charlie Brannon. 3
1955 Bill Cohen; Bobby Dover; Johnny Menger 2
1956 Lane Akers 4
1957 Lane Akers; Ted Thomas. 3
1958 Joe Chambers 1
1959 Roger Kaiser; Mike Thomas. 4
1960 Bob Sheridan. 5
1961 Billy Williamson 4
1962 John Gher 5
1963 Jimmy Adams; Richard Conliff; Bob Sheridan. 2
1964 Jimmy Adams 3
1965 Randy Carroll. 8
1966 Pete Caldwell. 3
1967 Donnie Noggle 7
1968 Ted Tomasovich 6
1969 Lloyd Harris 4
1970 Derrell Parker 3
1971 Brannon Bonifay. 5
1972 Ray Giuliani 5
1973 Randy Rhino; Cam Bonifay 4
1974 Randy Brown 4
1975 Randy Rhino 4
1976 Glen Mize 2
1977 Mickey Langley; Steve Davison 3
1978 Doug Ibele 4
1979 Rich Robbins 3
1980 Ray Cooney 4
1981 Rick Lockwood; Todd Moore 3
1982 Gary Newsom 4
1983 Scott Jordan 5
1984 Pete Geist/Carl Sitler 4
1985 Steve Newbern 9
1986 Frank Bolick. 4
1987 Riccardo Ingram; Carl Sitler; K.G. White 3
1988 Ty Griffin 8
1989 Tom Green. 6
1990 Andy Bruce 5
1991 Anthony Byrd 7
1992 Michael Smith; Jay Payton. 6
1993 Jay Payton. *12
1994 Nomar Garciaparra . . . 11
1995 Mark Fischer 7
1996 Mark Fischer 5
1997 Mark Fischer 7
1998 Derik Goffena. 3
1999 Eric McQueen 1
2000 Mark Teixeira; Brad Stockton 4
2001 Richard Lewis 6
2002 Tyler Parker 4
2003 Jeremy Slayden; Eric Patterson 4
2004 Eric Patterson 5
2005 Tyler Greene 3
2006 Danny Payne; Whit Robbins; Jeff Kindel; Michael Fisher 1
2007 Danny Payne; Luke Murton 3
2008 Charlie Blackmon. 3
2009 Derek Dietrich; Jeff Rowland 4
2010 Jeff Rowland 7
2011 Kyle Wren 7
2012 Kyle Wren 6
2013 Kyle Wren 6
2014 Daniel Spingola. 8
2015 Keenan Innis; Brandon Gold. 2
2016 Connor Justus 3
2017 Wade Bailey. 3
2018 Chase Murray 3

***JAY PAYTON** led the Jackets in triples in both 1992 & 1993.*

HOME RUNS

1951 Dick Harvin 4
1952 Vaughn Dyer; Charlie Brannon. 2
1953 Bobby McCauley 2
1954 Larry Morris. 5
1955 Bobby McCauley 11
1956 Lane Akers; Bobby Dover 3
1957 Earl Moore. 5
1958 Earl Moore. 4
1959 Roger Kaiser; George Inman 4
1960 George Inman 7
1961 Billy Williamson 2
1962 Mickey Carmack 4
1963 Ron Scharf; Richard Conliff. 3
1964 Jimmy Adams 5
1965 Randy Carroll. 4
1966 Ken Bonifay 4
1967 Ronnie King. 5
1968 Ted Tomasovich; Ronnie King; Phil Cardwell 5
1969 Jim Hargrave 5
1970 Derrell Parker 2
1971 Brannon Bonifay. 3
1972 Ray Giuliani; Dick Steed. 3
1973 Jack Helinger. 5
1974 Jim Stevens. 7
1975 Four players. 2
1976 Donnie Keener. 6
1977 Bert Kizer 8
1978 Tommy Thompson 10
1979 Tommy Thompson 14
1980 Gary Newsom 8
1981 Tommy Thompson 11
1982 Gary Newsom 11
1983 Rick Lockwood. 12
1984 Pete Geist 16
1985 Jeff Distasio. 13
1986 Jeff Distasio. 19
1987 Mike Fowler; Billy Parham 18
1988 Billy Parham 20
1989 Anthony Maisano 12
1990 Anthony Maisano *25
1991 Andy Bruce 22
1992 Jason Varitek. 11
1993 Jason Varitek 22
1994 Jay Payton. 20
1995 Ryan Ritter. 20
1996 J.J. Thomas. 21
1997 Mark Fischer 24
1998 Eric McQueen 15
1999 Mark Teixeira 13
2000 Mark Teixeira 18
2001 Jason Basil; Jason Perry 14
2002 Jeremy Slayden 18
2003 Micah Owings 15
2004 Micah Owings 15
2005 Jeremy Slayden 13
2006 Matt Wieters 15
2007 Matt Wieters 10
2008 Tony Plagman 16
2009 Luke Murton 20
2010 Tony Plagman 21
2011 Daniel Palka 12
2012 Jake Davies. 14
2013 Daniel Palka 17
2014 Mott Hyde; A.J. Murray 4
2015 A.J. Murray 15
2016 Matt Gonzalez; Kel Johnson. 11
2017 Joey Bart. 13
2018 Joey Bart. 16

*Denotes Tech Record;
Boldface led ACC

RECORDS

TEAM PITCHING RECORDS

INNING PITCHED

Season
619.1 innings 1986

COMPLETE GAMES

Season (most)
18 1991

Season (fewest):
0, five times 2006, 2009, 2014, 2015, 2016

SHUTOUTS

Season (most)
8, three times 1906, 1971, 1997

Most Consecutive
3 1971
3-7 vs. Georgia State, 6-0
3-7 vs. Georgia State, 6-0
3-10 vs. Georgia, 7-0

Most Consecutive Shutout Innings
27 1972
Milligan, 3-28-1972, through Hillsdale, 4-3-1972

Most Consecutive Games Without a Shutout
112 1978-1981
Stetson, 4-1-1978 through Georgia, 5-7-1981

SAVES

Season (most)
18, twice 2006, 2014

Season (fewest)
3, three times 1974, 1975, 1981

EARNED RUN AVERAGE

Season (lowest)
2.60 1973

Season (highest)
8.44 1953

RELIEF APPEARANCES

Season (most)
197 2016

Season (fewest)
21 1967

RUNS ALLOWED

Inning
18 ..... vs. LSU (7th inning), 5-26-1996

Game
29 ..... vs. LSU, 5-26-1996

Season (most)
422 1995

Season (fewest)
85 1970

EARNED RUNS ALLOWED

Inning
18 ..... vs. LSU (7th inning), 5-26-1996

Game
29 ..... vs. LSU, 5-26-1996

Season (most)
350 1995

Season (fewest)
70 1973

HITS ALLOWED

Inning
13 ..... vs. LSU (7th inning), 5-26-1996

Game
25 ..... vs. Clemson, 4-17-1983

Season (most)
660 2006

Season (fewest)
183 1970

HITS PER 9 INNINGS

Season (highest)
11.58 1980
304/236.1 innings

Season (lowest)
7.36 1971
258/315.2 innings

STRIKEOUTS

Game (10 inn.)
20 ..... vs. Vanderbilt, 4-23-2010

Game (9 inn.)
19, twice ..... vs. Earlham, 3-21-1975
..... vs. Augusta, 4-23-1989

Season (most)
618 1998

Season (fewest)
87 1954

STRIKEOUTS PER 9 INNINGS

Season (highest)
10.00 1998
618/556 innings

Season (lowest)
3.30 1978
95/259.1 innings

HOME RUNS ALLOWED

Game:
7 ..... vs. North Carolina, 4-3-1994

Season (most)
70, twice 1983, 1998

Season (fewest)
4 1970

WALKS

Game
15 ..... vs. Armstrong State, 2-26-1986

Season (most)
416 1986

Season (fewest)
82 1964

WALKS PER 9 INNINGS

Season (highest)
8.03 1961
176/197.1 innings

Season (lowest)
2.54 2002
171/606.2 innings

STRIKEOUT-TO-WALK RATIO

Season (best)
2.90-1 2002
496 strikeouts/171 walks

Season (worst)
0.62-1 1961
109 strikeouts/176 walks

WILD PITCHES

Season (most)
81 1991

HIT BATSMEN

Season (most)
72 2002

INDIVIDUAL PITCHING RECORDS

RELIEF APPEARANCES

Season
45.....Jim Poole, 1988

Career
119, twice.....Jim Poole, 1985-88
.....Chris Myers, 1991-94

INNINGS PITCHED

Game
14.....Henry Collier vs. Georgia, 5-21-1910

Season
143.0.....Brad Rigby, 1994

Career
472.0.....Doug Creek, 1988-91

STRIKEOUTS

Inning
4, three times..... Ed LaFitte (1st) vs. Georgia, 5-19-1906
.....Brad Rigby (7th) vs. Ga. Southern, 5-8-1994
.....Kyle Bakker (1st) vs. Coastal Carolina, 2-22-2002

Game (9 inn.)
19..... Jerry Bass vs. Earlham, 3-21-1975

Game (10 inn.)
19.....Ed LaFitte vs. Mercer, 4-13-1907

Game (11 inn.)
20..... Doc Wilson vs. Vanderbilt, 4-23-1910

EARNED RUN AVERAGE

Season (min. 50 IP)
1.07.....Mike Sorrow, 1971

Career (min. 100 IP)
1.97..... Mike Schisler, 1970-73

EARNED RUNS ALLOWED

Season (fewest - min. 50 IP)
7, twice.....Jerry Owen, 1967
.....Mike Schisler, 1970

Career (fewest - min. 100 IP)
33.....Joe Chambers, 1960-61

RUNS ALLOWED

Season (fewest - min. 50 IP)
8, twice.....Mike Schisler, 1970
.....Sam Clay, 2014

Career (fewest - min. 100 IP)
48.....Larry Livingston, 1970-73

HITS ALLOWED

Season (fewest - min. 50 IP)
27.....Butch Crook, 1966

Career (fewest - min. 100 IP)
54..... Ted Tomasovich, 1966-68

WALKS ALLOWED

Season (fewest - min. 50 IP)
10.....Mike Schisler, 1970

Career (fewest - min. 100 IP)
20.....Joe Chambers, 1960-62

HIT BATSMEN

Game (most)
5..... Eddie Burns vs. USF, 5-6-07

Season (most)
23..... Eddie Burns, 2008

Career (most)
38.....Eddie Burns, 2005-08

WILD PITCHES

Game (most)
4, three times.....John Davis vs. Clemson, 4-13-1988
..... Marc Pisciotta vs. Duke, 4-14-1990
.....Cole Pitts vs. Indiana State, 2-28-2015

Season (most)
21.....Brad Rigby, 1994

Career (most)
55.....Doug Creek, 1988-91

NO HITTERS

NO-HITTERS BY TECH PITCHERS

Pitcher	*Opponent*	*Date*	*Score*	*IP*	*H*	*R*	*ER*	*BB*	*SO*	*Comment*
Jimmy Robinson	Jacksonville	3-23-1965	W, 8-1	9	0	1	1	1	9	Walk, HBP, WP aided in Jacksonville run
Jerry Bass	Earlham	3-21-1975	W, 41-0	9	0	0	0	3	19	Single-game K mark, NCAA record for win margin
Stu Rogers	Ball State	3-1-1983	W, 12-0	7	0	0	0	3	8	Capped three-game sweep
Roger Roddy	E. Tenn. St.	3-24-1987	W, 15-0	7	0	0	0	0	8	Three Tech errors, game called by rain

NO-HITTERS BY OPPOSING PITCHERS

Spencer Love	Vanderbilt	4-25-1907	L, 0-6	9	0	0	0	2	10	None of the 4 GT runners advanced past first base
Tom Philpot	Georgia	5-10-1919	L, 0-8	9	0	0	0	1	6	Only three base runners (HBP, walk, error)
Don Woeltjen	Georgia	5-3-1963	L, 0-5	9	0	0	0	0	11	Only perfect game ever pitched against Tech
Nelson Gibson/Charles Watson	Clemson	5-6-1967	L, 0-3	9	0	0	0	–	–	Tigers committed three errors

CAREER PITCHING LEADERS

WINNING PERCENTAGE

(Min. 10 wins)	Record	Pct.	Years
1. Ed LaFitte	18-2	.900	1906-07
2. Scott Erwin	25-3	.893	1986-89
3. Mike Schisler	22-3	.880	1970-73
4. L.J. Yankosky	25-4	.862	1994-98
5. Al Gogolin	23-4	.852	1992-94
6. John Horn	11-2	.846	1983-85
7. Bud Moore	15-3	.833	1966-68
Philip Perry	10-2	.833	2000-04
Jared Hyatt	15-3	.833	2004-07
Andrew Robinson	10-2	.833	2007-10
11. Brad Rigby	35-8	.814	1992-94
12 Andrew Kown	13-3	.813	2002-04
13. Kyle Bakker	25-6	.806	2001-03
14. Deck McGuire	28-7	.800	2008-10
Mark Pope	24-6	.800	2009-11
16. Kris Wilson	25-7	.781	1995-97
17. Chris Goodman	17-5	.773	2002-03
18. Blake Wood	22-7	.759	2004-06
19. Craig Day	24-8	.750	1903-06
Micah Owings	18-6	.750	2003-04
Lee Hyde	18-6	.750	2004-06

STRIKEOUTS PER 9 INNINGS

(Min. 100 innings)	K/IP	K/9	Years
1. Jim Poole	263/188.0	12.59	1985-88
2. Ed LaFitte	242/189.1	11.50	1906-07
3. Scott Prather	197/162.1	10.92	1996-98
4. Brad Rigby	397/339.1	10.53	1992-94
5. Jed Bradley	254/234.0	10.43	2009-11
6. Jason Neighborgall	115/101.0	10.25	2003-05
7. Bud Blemker	257/233.2	9.90	1957-59
8. Brad Rulon	160/146.2	9.82	2005-08
9. Chuck Crowder	377/346.2	9.79	1997-99
10. Cory Vance	328/302.2	9.75	1998-00
11. Brett Binkley	190/176.0	9.72	1991-93
12. Deck McGuire	306/291.0	9.46	2008-10
13. Jared Hyatt	150/144.0	9.37	2004-07
Marc Pisciotta	275/264.0	9.37	1989-91
15. Connor Thomas	**111/107.1**	**9.31**	**2017-Pres.**
16. Buck Farmer	387/380.1	9.16	2010-13
17. Mike Sorrow	248/247.1	9.02	1969-72
18. Matthew Gorst	103/104.0	8.91	2014-16
19. Keith Fleming	266/269.2	8.88	1983-86
20. Rich Thieme	114/116.0	8.84	1995-97

APPEARANCES

1. Chris Myers	125	1991-94
2. Jim Poole	120	1985-88
3. Brad Rulon	117	2005-08
4. Jeff Watchko	115	2000-03
5. Keith Fleming	111	1983-86
6. Jase Wrigley	103	1995-98
7. Andrew Robinson	98	2007-10
Brian Burks	93	2001-04
9. Dusty Isaacs	89	2011-14
Zac Ryan	89	2014-17
11. Brett Binkley	82	1991-93
Jared Hyatt	82	2004-07
13. Jared Datoc	77	2015-18
14. Aaron Walker	76	2001-04
15. Joe Wise	74	1987-90
Doug Creek	74	1988-91
Cole Pitts	74	2012-16
18. George Shirilla	73	1981-85
19. Chuck Crowder	73	1996-99
20. John Davis	72	1987-90
Mike Hostetler	72	1989-91

EARNED RUN AVERAGE

(Min. 100 innings)	ER/IP	ERA	Years
1. Mike Schisler	54/246.2	1.97	1970-73
2. Gary Steele	41/163.1	2.26	1968-70
3. Bud Blemker	60/233.2	2.31	1957-59
4. Mike Sorrow	66/247.1	2.40	1969-72
5. Bud Moore	48/172.1	2.51	1966-68
6. Brett Binkley	55/176.0	2.81	1991-93
7. Brandon Gold	60/191.0	2.83	2014-16
8. Bill Pridgen	43/136.1	2.84	1971-72
9. Jeff Payne	41/124.0	2.98	1965-67
10. Jim Robinson	62/186.1	2.99	1964-66
11. Mark Pope	73/219.1	3.00	2009-11
12. Brad Rigby	114/339.1	3.02	1992-94
13. Phil Hudson	60/175.0	3.09	1967-70
14. Al Gogolin	89/258.0	3.10	1992-94
15. Buck Farmer	132/380.1	3.12	2010-13
16. Jim Poole	68/188.0	3.26	1985-88
17. Deck McGuire	106/291	3.28	2008-10
18. Ed Chambless	60/163.1	3.31	1958-60
19. Matthew Gorst	39/104.0	3.38	2014-16
20. Jerry Owen	68/180.1	3.39	1967-70

WALKS PER 9 INNINGS

(Min. 100 innings)	BB/IP	BB/9	Years
1. Connor Thomas	**19/107.1**	**1.59**	**2017-Pres.**
2. Chris Goodman	36/168.1	1.92	2002-03
3. Mark Pope	53/219.1	2.17	2009-11
4. Kyle Bakker	69/273.0	2.27	2001-03
5. Brian Burks	75/289.1	2.33	2001-04
6. Kris Wilson	89/328.2	2.43	1995-97
7. Bill Pridgen	37/136.1	2.44	1971-72
8. Eddie Burns	44/153.1	2.58	2005-08
9. Brandon Gold	56/191.0	2.64	2014-16
10. Chris Myers	73/246.1	2.67	1991-94
11. Andrew Kown	50/166.0	2.71	2002-04
12. Jim Robinson	57/186.2	2.75	1964-66
13. Mike Schisler	76/246.2	2.77	1970-73
14. Jed Bradley	73/234.0	2.81	2009-11
15. Blake Wood	79/252.0	2.82	2004-06
16. Micah Owings	64/201.1	2.86	2003-04
17. Buck Farmer	121/380.1	2.87	2010-13
18. David Duncan	87/272.1	2.88	2006-08
19. Jeff Payne	40/124.0	2.90	1965-67
20. Mike Hostetler	96/282.2	3.06	1989-91

VICTORIES

1. Doug Creek	41	1988-91
2. Brad Rigby	35	1992-94
3. Buck Farmer	33	2010-13
Chuck Crowder	33	1996-99
5. Kevin Brown	28	1984-86
David Elder	28	1995-97
Cory Vance	28	1998-00
Deck McGuire	28	2008-10
9. Brian Burks	27	2001-04
10. Roger Kinard	26	1984-87
11. Marc Pisciotta	25	1989-91
Scott Erwin	25	1986-89
Kris Wilson	25	1995-97
L.J. Yankosky	25	1994-98
Kyle Bakker	25	2001-03
16. Craig Day	24	1903-06
Mark Pope	24	2009-11
18. Todd Shiver	23	1984-87
Al Gogolin	23	1992-94
Brian Burks	23	2002-04

CAREER PITCHING LEADERS

INNINGS PITCHED

1.	Doug Creek	472.0	1988-91
2.	Buck Farmer	380.1	2010-13
3.	Chuck Crowder	346.2	1996-99
4.	Brad Rigby	339.2	1992-94
5.	Kevin Brown	329.0	1984-86
6.	Kris Wilson	328.2	1995-97
7.	Roger Kinard	323.0	1984-87
8.	Jerry Bass	310.0	1974-77
9.	Cory Vance	302.2	1998-00
10.	Stu Rogers	299.1	1981-84
11.	David Elder	292.0	1995-97
12.	Deck McGuire	291.0	2008-10
13.	Brent Colson	290.2	1990-92
14.	Brian Burks	289.1	2001-04
15.	John Davis	283.1	1987-90
16.	Mike Hostetler	282.2	1989-91
17.	Todd Shiver	276.2	1984-87
18.	Kyle Bakker	273.0	2001-03
19.	David Duncan	272.1	2006-08
20.	Keith Fleming	269.2	1983-86

STRIKEOUTS

1.	Doug Creek	458	1988-91
2.	Brad Rigby	397	1992-94
3.	Buck Farmer	387	2010-13
4.	Chuck Crowder	377	1996-99
5.	Cory Vance	328	1998-00
6.	Deck McGuire	306	2008-10
7.	Jerry Bass	294	1974-77
8.	David Elder	283	1995-97
9.	Marc Pisciotta	275	1989-91
10.	Kyle Bakker	274	2001-03
11.	Roger Kinard	272	1984-87
12.	Kris Wilson	270	1995-97
13.	Keith Fleming	266	1983-86
14.	Jim Poole	263	1985-88
15.	Sam Drake	256	1987-89
	Brent Colson	256	1990-92
17.	John Davis	254	1987-90
	Jed Bradley	254	2009-11
19.	Kevin Brown	249	1984-86
20.	Mike Sorrow	248	1969-72

COMPLETE GAMES

1.	Craig Day	20	1903-06
	Bud Blemker	20	1957-79
3.	Jerry Bass	17	1974-77
	Mike Sorrow	17	1969-71
5.	Ed LaFitte	16	1906-07
	Doug Creek	16	1988-91
7.	Kevin Brown	15	1984-86
8.	Mike Schisler	12	1970-73
	Mike Hostetler	12	1989-91
10.	Ed Chambless	11	1958-60
	Solomon	11	1903
	DeWitt Poole	11	1904
13.	Stu Rogers	10	1981-84
	Phil Hudson	10	1967-70
	Bob Patton	10	1954-57
16.	Danny McGregor	9	1954-57
17.	Roger Kinard	8	1984-87
	Cory Vance	8	1998-00
19.	Scott Erwin	7	1986-89
	Al Gogolin	7	1992-94
	Chuck Crowder	7	1996-99



JIM POOLE'S *22 career saves stand as a school record.*

SAVES

1.	Jim Poole	22	1985-88
2.	Keith Fleming	21	1983-86
3.	Chris Myers	20	1991-94
4.	Jeff Watchko	19	2000-03
5.	Brett Binkley	18	1991-93
6.	Tucker Barr	17	1994-96
7.	Matt Wieters	16	2005-07
8.	Zac Ryan	14	2014-17
9.	Brian Burks	13	2001-04
	Matthew Gorst	13	2014-16
11.	Mike Hostetler	12	1989-91
	Luke Bard	12	2010-12
13.	Brad Rulon	11	2005-08
14.	Zane Evans	10	2011-13
	Andrew Robinson	10	2007-10
16.	Jase Wrigley	9	1995-98
	Chris Hicks	9	2006-08
	Mark Pope	9	2009-11
19.	Sam Clay	8	2013-14
20.	Andy Mitchell	7	1998-01
	Dusty Isaacs	7	2011-14

SHUTOUTS

1.	Mark Pope	4	2009-11
2.	Bill Pridgen	3	1971-72
	Jerry Bass	3	1974-77
	Stu Rogers	3	1980-84
	Chuck Crowder	3	1996-99
6.	Mike Schisler	2	1970-73
	Doug Creek	2	1988-91
	Al Gogolin	2	1992-94
	Kris Wilson	2	1995-97
	Kyle Bakker	2	2001-03

SEASON PITCHING LEADERS

WINNING PERCENTAGE

(Min. 5 wins)	Record	Pct.	Year
1. Scott Erwin	13-0	1.000	1988
2. Mike Schisler	9-0	1.000	1973
3. Bud Blemker	8-0	1.000	1957
Mike Schisler	8-0	1.000	1971
5. Lee Hyde	6-0	1.000	2006
6. John Horn	5-0	1.000	1984
Brad Rulon	5-0	1.000	2006
8. Brad Rigby	13-1	.929	1993
9. L.J. Yankosky	11-1	.917	1998
Jeff Watchko	11-1	.917	2002
11. Andrew Kown	10-1	.909	2004
Blake Wood	10-1	.909	2005
13. Zac Ryan	9-1	.900	2015
14. Bill Pridgen	8-1	.889	1971
Al Gogolin	8-1	.889	1993
Jared Hyatt	8-1	.889	2007
Deck McGuire	8-1	.889	2008
Mark Pope	8-1	.889	2010
19. Bud Moore	7-1	.875	1967
Jerry Bass	7-1	.875	1974
Matt Saier	7-1	.875	1995
Ben Parr	7-1	.875	2016

STRIKEOUTS PER 9 INNINGS

(Min. 50 innings)	K/IP	K/9	Year
1. Jim Poole	113/71.0	14.32	1988
2. Jason Neighborgall	72/53.0	12.22	2005
3. Brad Rigby	132/98.2	12.04	1993
4. Keith Fleming	91/70.1	11.64	1986
5. Brad Rigby	184/143.0	11.58	1994
6. Ed LaFitte	97/75.2	11.54	1907
7. Ed LaFitte	145/113.2	11.48	1906
8. Cory Vance	102/80.0	11.475	1998
9. Bud Blemker	121/95.0	11.46	1959
10. Jim Poole	90/71.0	11.41	1987
11. Scott Prather	98/77.2	11.36	1998
12. Buck Hall	83/67.0	11.15	1993
13. Doc Wilson	94/76.0	11.13	1910
14. Brett Binkley	69/58.0	10.71	1993
15. Deck McGuire	118/100.1	10.59	2009
16. Butch Crook	61/52.0	10.56	1966
17. Marc Pisciotta	74/63.2	10.46	1990
18. David Elder	123/106.1	10.41	1996
19. Sam Drake	82/72.1	10.20	1989
20. Kyle Schmidt	80/71.2	10.05	2002

APPEARANCES

1. Jim Poole	45	1988
2. Brett Binkley	39	1993
Chris Myers	39	1993
4. Jim Poole	38	1987
5. Brad Rulon	37	2006
6. Keith Fleming	36	1986
7. Brad Rulon	34	2008
8. Mike Hostetler	33	1989
Andrew Robinson	33	2008
10. Jared Datoc	32	2017
Zach Brewster	32	2009
Chris Myers	32	1992
13. Jim Poole	31	1986
Jeff Watchko	31	2001
Sam Clay	31	2014
16. Marc Pisciotta	30	1990
Jase Wrigley	30	1998
Jordan Crews	30	2005
Alex Cruz	30	2012
20. Shane McGill	29	1994
Jeff Watchko	29	2002
Jeff Watchko	29	2003
Brad Rulon	29	2007
Jared Hyatt	29	2007
Dusty Isaacs	29	2014

EARNED RUN AVERAGE

(Min. 36 innings)	ER/IP	ERA	Year
1. Matthew Gorst	3/49.0	0.55	2016
2. Mike Sorrow	10/84.0	1.07	1971
3. Sam Clay	8/57.0	1.26	2014
4. Mike Schisler	13/86.1	1.355	1973
5. Bud Blemker	11/72.2	1.362	1957
6. Jerry Priestley	8/42.0	1.71	1966
7. Mike Schisler	7/36.2	1.72	1970
8. Mark Pope	22/113.2	1.74	2011
9. Bud Moore	16/81.1	1.77	1967
10. Gary Steele	12/60.2	1.78	1969
11. Brett Binkley	18/90.0	1.80	1992
12. Mike Sorrow	12/59.0	1.831	1969
13. Alex Cruz	15/72.2	1.832	2012
14. Jeff Payne	14/68.2	1.835	1967
15. Chris Myers	17/80.2	1.90	1993
16. Dusty Isaacs	13/61.0	1.92	2014
17. Jim Poole	16/71.0	2.03	1988
18. Phil Hudson	22/94.0	2.106	1968
19. Jim Robinson	15/64.0	2.109	1966
20. Bill Pridgen	16/65.2	2.193	1971

WALKS PER 9 INNINGS

(Min. 50 innings)	BB/IP	BB/9	Year
1. Connor Thomas	**10/97.0**	**0.93**	**2018**
2. Mark Pope	13/78.2	1.49	2010
3. Kyle Bakker	24/134.2	1.60	2002
4. Chris Myers	15/80.2	1.67	1993
5. Chris Goodman	16/81.2	1.76	2002
6. Ryan Turner	15/75.2	1.78	2007
7. Jeff Watchko	19/89.2	1.91	2002
Mark Pope	24/113.2	1.91	2011
9. Jeff Payne	15/68.2	1.97	1967
10. Mike Schisler	19/86.1	1.98	1973
11. Blake Wood	24/106.1	2.03	2005
12. Brian Burks	13/57.1	2.04	2003
13. Bill Pridgen	15/65.2	2.06	1971
14. Chis Goodman	20/86.2	2.08	2003
15. Chris Myers	13/55.0	2.13	1992
16. Micah Owings	21/88.0	2.15	2003
17. Eddie Burns	17/70.1	2.18	2007
18. Brian Burks	23/94.1	2.194	2004
19. Kris Wilson	24/98.1	2.197	1996
20. Brian Burks	25/102.1	2.199	2002

VICTORIES

1. Brad Rigby	14	1994
2. Scott Erwin	13	1988
Marc Pisciotta	13	1991
Brad Rigby	13	1993
Cory Vance	13	2000
Kyle Bakker	13	2002
7. Ed LaFitte	12	1906
Roger Kinard	12	1987
Mike Hostetler	12	1990
Al Gogolin	12	1994
Kris Wilson	12	1997
Chuck Crowder	12	1998
13. Kevin Brown	11	1986
Craig Day	11	1905
Sam Drake	11	1987
Doug Creek	11	1990
Doug Creek	11	1991
Brent Colson	11	1992
Buck Farmer	11	2011
Deck McGuire	11	2009
Mark Pope	11	2011
L.J. Yankosky	11	1998
Jeff Watchko	11	2002
Blake Wood	11	2006

SEASON PITCHING LEADERS

INNINGS PITCHED

1.	Brad Rigby	143.0	1994
2.	Al Gogolin	139.1	1994
3.	Kevin Brown	137.0	1985
4.	Doug Creek	136.2	1991
5.	Kevin Brown	136.0	1986
6.	Kyle Bakker	134.2	2002
7.	Mike Hostetler	130.1	1990
8.	Roger Kinard	130.0	1987
9.	Doug Creek	126.0	1990
10.	Chuck Crowder	124.2	1998
11.	Marc Pisciotta	122.1	1991
12.	Jerry Bass	119.2	1977
13.	Cory Vance	119.0	2000
14.	Brent Colson	118.2	1992
15.	Kris Wilson	118.1	1997
16.	David Albert	117.2	1992
17.	Chuck Crowder	117.0	1999
18.	Doug Creek	115.1	1989
19.	Blake Wood	114.2	2006
20.	Scott Erwin	114.0	1988

STRIKEOUTS

1.	Brad Rigby	184	1994
2.	Ed LaFitte	145	1906
3.	Chuck Crowder	133	1998
4.	Brad Rigby	132	1993
5.	Chuck Crowder	130	1999
6.	Doug Creek	128	1991
7.	Doug Creek	126	1990
8.	Marc Pisciotta	124	1991
	Al Gogolin	124	1994
10.	David Elder	123	1996
	Cory Vance	123	2000
12.	Buck Farmer	122	2013
	Kevin Brown	122	1986
14.	Jerry Bass	121	1977
	Bud Blemker	121	1959
16.	Deck McGuire	118	2009
	Deck McGuire	118	2010
18.	Doug Creek	116	1989
19.	Kyle Bakker	115	2002
	Buck Farmer	115	2012

COMPLETE GAMES

1.	Craig Day	12	1905
2.	Solomon	11	1903
	DeWitt Poole	11	1904
	Ed LaFitte	11	1906
5.	Jerry Bass	10	1977
6.	Craig Day	9	1906
	Bud Blemker	9	1959
8.	Doc Wilson	8	1910
	Bud Moore	8	1967
	Kevin Brown	8	1985
11.	Craig Day	7	1904
	Henry Collier	7	1910
	Phil Hudson	7	1968
	Mike Schisler	7	1973
	Doug Creek	7	1990
16.	Scroup Enloe	6	1925
	Snead	6	1925
	Bud Blemker	6	1957
	Bill Pridgen	6	1972
	Mike Hostetler	6	1990
	Mike Hostetler	6	1991
	David Albert	6	1992

SAVES

1.	Brett Binkley	14	1993
2.	Tucker Barr	12	1995
	Matthew Gorst	12	2016
4.	Mike Hostetler	11	1989
5.	Jim Poole	10	1987
6.	Jim Poole	9	1988
	Chris Hicks	9	2008
8.	Keith Fleming	8	1986
	Chris Myers	8	1992
	Mark Pope	8	2009
	Brian Burks	8	2003
	Andrew Robinson	8	2010
	Luke Bard	8	2011
	Sam Clay	8	2014
15.	Keith Fleming	7	1984
	Chris Myers	7	1994
	Matt Wieters	7	2006
	Brad Rulon	7	2008
	Zane Evans	7	2012
	Dusty Isaacs	7	2014
	Zac Ryan	7	2015



***KEVIN BROWN** pitched Georgia Tech to ACC Championships in 1985, 1986 and 1987.*

RECORDS

YEAR-BY-YEAR PITCHING LEADERS

STRIKEOUTS

1953 Dave Redford 44
1954 Bob Patton 26
1955 Danny McGregor 35
1956 Bob Patton 32
1957 Bud Blemker 72
1958 Bud Blemker 66
1959 Bud Blemker 121
1960 Ed Chambless 73
1961 Harry Davis 32
1962 Don Shi 38
1963 Ron Scharf 37
1964 Jimmy Robinson 36
1965 Jimmy Robinson 49
1966 Butch Crook 61
1967 Jeff Payne 74
1968 Phil Hudson 80
1969 Mike Sorrow 55
1970 Mike Schisler 42
1971 Mike Sorrow 93
1972 Mike Sorrow 74
1973 Mike Schisler 69
1974 Jerry Bass 42
1975 Jerry Bass 66
1976 Rodney Hudlow 79
1977 Jerry Bass 121
1978 Bart Campbell 30
1979 Jim Thorsten 29
1980 Mike Gentry 26
1981 Richard O'Brien 48
1982 John Jett 57
1983 Stu Rogers 72
1984 Keith Fleming;
Stu Rogers 44
1985 Kevin Brown 95
1986 Kevin Brown 122
1987 Roger Kinard 111
1988 Jim Poole 113
1989 Doug Creek 116
1990 Doug Creek 126
1991 Doug Creek 128
1992 Brent Colson 105
1993 Brad Rigby 132
1994 Brad Rigby *184
1995 Kris Wilson 101
1996 David Elder 123
1997 Kris Wilson 103
1998 Chuck Crowder 133
1999 Chuck Crowder 130
2000 Cory Vance 123
2001 Steve Kelly 93
2002 Kyle Bakker 115
2003 Kyle Bakker 80
2004 Micah Owings 112
2005 Blake Wood 74
2006 Blake Wood 95
2007 David Duncan 86
2008 David Duncan 74
2009 Deck McGuire 118
2010 Deck McGuire 118
2011 Jed Bradley
Buck Farmer 106
2012 Buck Farmer 115
2013 Buck Farmer 122
2014 Sam Clay
Josh Heddinger 64
2015 Brandon Gold 71
2016 Brandon Gold 81
2017 Xzavion Curry 74
2018 Connor Thomas 106

STRIKEOUTS PER 9 INN.

1953 Dave Redford 6.71
1954 Dave Redford 4.44
1955 Danny McGregor 5.00
1956 Bob Patton 6.22
1957 Bud Blemker 8.92
1958 Bud Blemker 9.00
1959 Bud Blemker 11.46
1960 Ed Chambless 9.43
1961 John Hawkins 4.75
1962 Don Shi 8.42
1963 Don Shi 7.14
1964 Jimmy Robinson 5.04
1965 Larry Zimmer 8.26
1966 Butch Crook 10.56
1967 Jeff Payne 9.77
1968 Phil Hudson 7.66
1969 Mike Sorrow 8.39
1970 Mike Schisler 10.31
1971 Mike Sorrow 9.96
1972 Mike Sorrow 8.46
1973 Greg Baldwin 7.27
1974 Jerry Bass 6.83
1975 Jerry Bass 8.57
1976 Jerry Bass 8.91
1977 Jerry Bass 9.10
1978 Bart Campbell 6.98
1979 Steve Davison 7.46
1980 Eric Perry 5.32
1981 Stu Rogers 6.79
1982 Alan Walker 7.88
1983 Keith Fleming 8.87
1984 Keith Fleming 8.88
1985 John Stewart 11.57
1986 Jim Poole 11.77
1987 Jim Poole 11.41
1988 Jim Poole *14.32
1989 Sam Drake 10.20
1990 Marc Pisciotta 10.46
1991 Marc Pisciotta 9.12
1992 Brett Binkley 8.90
1993 Brad Rigby 12.04
1994 Brad Rigby 11.58
1995 Tucker Barr 13.02
1996 Scott Prather 11.37
1997 Rich Thieme 9.87
1998 Cory Vance 11.47
1999 Chuck Crowder 10.00
2000 Cory Vance 9.30
2001 Kyle Bakker 9.73
2002 Kyle Schmidt 10.05
2003 Brian Burks 7.85
2004 Micah Owings 8.89
2005 Jason Neighborgall 12.2
2006 Matt Wieters 9.95
2007 Danny Payne 11.15
2008 Brad Rulon 10.90
2009 Deck McGuire 10.59
2010 Jed Bradley 9.78
2011 Jed Bradley 9.74
2012 Buck Farmer 9.75
2013 Buck Farmer 9.71
2014 Sam Clay 10.10
2015 Zac Ryan 7.55
2016 Matthew Gorst 10.10
2017 Zac Ryan 8.22
2018 Connor Thomas 10.6

WALKS PER 9 INN.

1953 Chappell Rhino 2.70
1954 Bob Patton 2.70
1955 Danny McGregor 3.29
1956 Bob Patton 3.11
1957 Bob Patton 2.84
1958 Bud Blemker 4.23
1959 Ed Chambless 4.06
1960 Joe Chambers 2.25
1961 Harry Davis 8.66
1962 Frank Hall 3.58
1963 Ivan Entrekin 3.49
1964 Jimmy Robinson 2.80
1965 Jimmy Robinson 2.79
1966 Jimmy Robinson 2.67
1967 Jeff Payne 1.97
1968 Gary Steele 3.21
1969 Mike Sorrow 2.90
1970 Mike Schisler 2.45
1971 Bill Pridgen 2.06
1972 Bill Pridgen 2.10
1973 Mike Schisler 1.98
1974 James Beavers 3.89
1975 Jerry Bass 3.63
1976 Jerry Bass 3.97
1977 Jerry Bass 3.76
1978 David Middour 2.89
1979 Jim Thorsten 3.96
1980 Mike Gentry 3.84
1981 Eric Perry 3.15
1982 Stu Rogers 2.63
1983 Stu Rogers 3.77
1984 Stu Rogers 3.34
1985 Kevin Brown 2.96
1986 Keith Fleming 3.46
1987 Jim Poole 4.06
1988 John Davis 2.77
1989 Mike Hostetler 3.83
1990 Mike Hostetler 2.55
1991 Mike Hostetler 3.32
1992 Chris Myers 2.13
1993 Chris Myers 1.67
1994 Tucker Barr 2.37
1995 Tucker Barr 0.48
1996 Kris Wilson 2.20
1997 Kris Wilson 2.28
1998 L.J. Yankosky 3.41
1999 Simon Young 3.02
2000 Cory Vance 2.72
2001 Kyle Bakker 1.79
2002 Kyle Bakker 1.60
2003 Brian Burks 2.04
2004 Brian Burks 2.19
2005 Blake Wood 2.03
2006 David Duncan 3.13
2007 Ryan Turner 1.78
2008 Eddie Burns 2.64
2009 Brandon Cumpton 3.08
2010 Mark Pope 1.49
2011 Mark Pope 1.91
2012 Alex Cruz 2.82
2013 Buck Farmer 2.79
2014 Devin Stanton 2.59
2015 Jonathan King 2.45
2016 Brandon Gold 2.65
2017 Jake Lee 3.31
2018 Connor Thomas *0.93

WINS

1951 Herb Bradshaw;
Chappell Rhino 4
1952 Chappell Rhino 3
1953 Chappell Rhino 5
1954 Bob Patton 6
1955 Danny McGregor 5
1956 Burton Grant 4
1957 Bud Blemker 8
1958 Ed Chambless; . . . . . .
Jim Towery 2
1959 Bud Blemker 9
1960 Eddie Chambless 5
1961 Mike Tomasovich;
Harry Davis 2
1962 Mike Tomasovich 4
1963 Ron Scharf;
Jimmy Tumlin 3
1964 Ron Scharf 4
1965 Jimmy Robinson 6
1966 Jerry Priestley 4
1967 Bud Moore 7
1968 Phil Hudson 6
1969 David Vittur;
Phil Hudson;
Mike Sorrow 4
1970 Jerry Owen 5
1971 Bill Pridgen;
Mike Schisler 8
1972 Mike Sorrow 6
1973 Mike Schisler 9
1974 Jerry Bass 7
1975 Jerry Bass;
Gene Beal 3
1976 Rodney Hudlow 5
1977 Jerry Bass 10
1978 David Middour 6
1979 Jim Thorsten 5
1980 Mike Gentry 3
1981 Eric Perry 4
1982 Stu Rogers;
Richard O'Brien;
John Jett;
Alan Walker 5
1983 Stu Rogers 9
1984 Kevin Brown 7
1985 Kevin Brown;
Keith Fleming 10
1986 Kevin Brown 11
1987 Roger Kinard 12
1988 Scott Erwin 13
1989 Doug Creek 10
1990 Mike Hostetler 12
1991 Marc Pisciotta 13
1992 Brent Colson 11
1993 Brad Rigby 13
1994 Brad Rigby *14
1995 David Elder 10
1996 Chuck Crowder 10
1997 Kris Wilson 12
1998 Chuck Crowder 12
1999 Chuck Crowder 10
2000 Cory Vance 13
2001 Rhett Parrott 9
2002 Kyle Bakker 13
2003 Micah Owings;
Chris Goodman 9
2004 Andrew Kown 10
2005 Blake Wood 10
2006 Blake Wood 11
2007 Jared Hyatt 8
2008 Deck McGuire 8
2009 Deck McGuire 11
2010 Jed Bradley;
Brandon Cumpton;
Deck McGuire 9
2011 Mark Pope;
Buck Farmer 11
2012 Buck Farmer;
Alex Cruz 8
2013 Buck Farmer 9
2014 Dusty Isaacs 8
2015 Zac Ryan 9
2016 Brandon Gold 9
2017 Xzavion Curry;
Jared Datoc 6
2018 Xzavion Curry 8

YEAR-BY-YEAR PITCHING LEADERS / DEFENSIVE RECORDS

INNINGS PITCHED

1953	Dave Redford	59
1954	Bob Patton	73.1
1955	Danny McGregor	63
1956	Danny McGregor	51.1
1957	Bud Blemker	72.2
1958	Bud Blemker	66
1959	Bud Blemker	95
1960	Ed Chambless	69.2
1961	Harry Davis	62.1
1962	Frank Hall	78
1963	Ron Scharf	60
1964	Jimmy Robinson	64.1
1965	Jimmy Robinson	58
1966	Jimmy Robinson	64
1967	Bud Moore	81.1
1968	Phil Hudson	94
1969	Gary Steele	60.2
1970	Jerry Owen	56
1971	Mike Sorrow	84
1972	Mike Sorrow	78.2
1973	Mike Schisler	86.1
1974	James Beavers	71.2
1975	Jerry Bass	69.1
1976	Rodney Hudlow	91.1
1977	Jerry Bass	119.2
1978	David Middour	84
1979	Danny Suarez	62
1980	Mike Gentry	63.1
1981	Richard O'Brien	68.1
1982	John Jett	84.2
1983	**Stu Rogers**	**105**
1984	Stu Rogers	72.2
1985	**Kevin Brown**	**137**
1986	**Kevin Brown**	**136**
1987	**Roger Kinard**	**130**
1988	Scott Erwin	114
1989	Doug Creek	115.1
1990	**Mike Hostetler**	**130.1**
1991	Doug Creek	136.2
1992	Brent Colson	118.2
1993	Brad Rigby	98.2
1994	**Brad Rigby**	***143**
1995	Kris Wilson	112
1996	David Elder	106.1
1997	Kris Wilson	118.1
1998	Chuck Crowder	124.2
1999	Chuck Crowder	117
2000	Cory Vance	119
2001	Steve Kelly	112.2
2002	**Kyle Bakker**	**134.2**
2003	Kyle Bakker	93
2004	Micah Owings	113.1
2005	Blake Wood	106.1
2006	Blake Wood	114.2
2007	David Duncan	104
2008	David Duncan	96.1
2009	Deck McGuire	100.1
2010	Deck McGuire	112.2
2011	Mark Pope	113.2
2012	Buck Farmer	106.2
2013	Buck Farmer	113.1
2014	Josh Heddinger	82.1
2015	Jonathan King	92.0
2016	Brandon Gold	105.1
2017	Xzavion Curry	82.2
2018	Connor Thomas	97.0

EARNED RUN AVERAGE

1957	Bud Blemker	1.36
1958	Bud Blemker	3.41
1959	Bud Blemker	2.28
1960	Ed Chambless	2.84
1961	Mike Tomasovich	2.56
1962	Frank Hall	4.61
1963	Ron Scharf	3.90
1964	Ron Scharf	2.48
1965	Jimmy Robinson	2.33
1966	Jerry Priestley	1.71
1967	Bud Moore	1.78
1968	Phil Hudson	2.14
1969	David Vittur	1.53
1970	Mike Schisler	1.72
1971	Mike Sorrow	*1.07
1972	Mike Schisler	2.41
1973	Mike Schisler	1.36
1974	Jerry Bass	3.93
1975	Jerry Bass	3.65
1976	Jerry Bass	5.49
1977	Jerry Bass	2.78
1978	David Middour	4.29
1979	Steve Davison	4.63
1980	Eric Perry	5.53
1981	Richard O'Brien	3.29
1982	Stu Rogers	4.50
1983	Keith Fleming	3.91
1984	Mike Stanford	1.99
1985	John Stewart	2.95
1986	**Keith Fleming**	**2.30**
1987	Jim Poole	3.42
1988	Jim Poole	2.03
1989	Scott Erwin	3.39
1990	Mike Hostetler	2.76
1991	Mike Hostetler	3.93
1992	Brett Binkley	1.80
1993	Chris Myers	1.90
1994	L.J. Yankosky	2.68
1995	Tucker Barr	3.38
1996	Jase Wrigley	3.41
1997	**Kris Wilson**	**3.12**
1998	Chuck Crowder	3.03
1999	Chuck Crowder	3.62
2000	Cory Vance	3.40
2001	Kyle Bakker	2.78
2002	Kyle Bakker	3.14
2003	Jason Neighborgall	3.70
2004	Andrew Kown	3.46
2005	Blake Wood	3.13
2006	Lee Hyde	3.02
2007	Jared Hyatt	3.51
2008	Deck McGuire	3.46
2009	Deck McGuire	3.50
2010	Deck McGuire	2.96
2011	Mark Pope	1.74
2012	Alex Cruz	1.83
2013	Buck Farmer	2.78
2014	Sam Clay	1.26
2015	Brandon Gold	3.26
2016	Matthew Gorst	0.55
2017	Micah Carpenter	2.56
2018	Connor Thomas	3.34

*Denotes Tech Record;
Boldface led ACC

TEAM RECORDS

FIELDING PERCENTAGE

Season (highest)
.975 2015

Season (lowest)
.901 1953

TOTAL CHANCES

Season (most)
2,795 1986

DOUBLE PLAYS

Game
5 ..... vs. Coastal Carolina, 4-1-95

Game (both teams)
7, ... three times
vs. Georgia St., 4-10-1984
vs. Florida State, 4-7-2012
vs. NC State, 4-15-2016

Season (most)
80 2016

Season (fewest)
11 1958

ERRORS

Game (most)
12 ..... vs. Georgia, 4-21-1898

Game (both teams)
22 ..... vs. Georgia, 4-21-1898
Georgia Tech 12, Georgia 10

Season (most)
140 1988

Season (fewest)
37 1958

INDIVIDUAL RECORDS

ERRORS

Game (most)
6 ..... Smith vs. Georgia, 4-21-1898

Season (most)
31 ..... twice
Pete Geist, 1984
Tyler Greene, 2003

Career (most)
89 ..... Keith Kerver, 1984-87

PUTOUTS

Game (infield)
21 ..... Brandon Gold (1B) at Georgia Southern, 2-24-16

Game (outfield)
9 ..... twice
Scott Jordan vs. Wake Forest, 3-27-1985
Brandon Thomas vs. Georgia, 5-14-2013

Game (catcher)
18 ..... Bob Harrell vs. Earlham, 3-21-1975

Season (infield)
551 ..... Scott Byers, 1994

Season (outfield)
162 ..... Ryan Peurifoy, 2017

Season (catcher)
519 ..... Jason Varitek, 1994

ASSISTS

Game (infield)
11 ..... Keith Kerver vs. Florida State, 5-25-1985

Game (outfield)
2 ..... 18 times
Todd Moore (twice), Chuck Dunn (twice), Chris Morgan (twice), Johnny Ferguson (twice), Jeff Kindel (twice)
..... Last Time
Coleman Poje vs. Louisville, 4-13-2017

Game (catcher)
5 ..... twice
Greg Woodward vs. UNC, 4-4-1982
Jason Haniger vs. Rutgers, 2-29-2008

Season (infield)
230 ..... Keith Kerver, 1986

Season (outfield)
9 ..... three times
Matt Gonzalez (twice)
Jeff Kindel, 2006

Season (catcher)
72 ..... Jason Varitek, 1994

Career (infield)
682 ..... Keith Kerver, 1984-87

Career (outfield)
20 ..... Matt Gonzalez, 2013-16

Career (catcher)
256 ..... Jason Varitek, 1991-94

PICKOFFS

Game
4 ..... Doug Creek vs. Ga. Southern, 2-17-1990

Season (pitcher)
16 ..... Doug Creek, 1990

Season (catcher)
6 ..... Jason Varitek, 1993

Career
44 ..... Doug Creek, 1988-91

RUNNERS CAUGHT STEALING

Season
36 ..... Jason Varitek, 1991

Career
99 ..... Jason Varitek, 1991-94

YEAR-BY-YEAR BATTING STATS SINCE 1953

TOP FIVE TEAMS

BATTING AVERAGE

1. .347 2001
2. .342 2000
3. .341 1987
   .341 1984
5. .337 1994

RUNS

1. 662. 1987
2. 634. 1994
3. 604. 2000
4. 594. 2006
5. 593. 2005

RUNS PER GAME

1. 10.3 1984
2. 10.2 1987
3. 9.8 1983
4. 9.5 1994
   9.5 2001

DOUBLES

1. 164. 1994
2. 163. 1987
3. 156. 2006
4. 151. 2000
5. 149. 1992
   149. 2002
   149. 2004

TRIPLES

1. 31 1994
2. 29 1993
3. 28 1992
   28 1991
5. 26 2010

HOME RUNS

1. 122. 2010
2. 119. 1987
3. 111. 2009
4. 107. 1988
5. 103. 1998

STOLEN BASES

1. 144. 1987
2. 139. 1988
3. 130. 2002
4. 129. 1986
5. 114. 1991

SLUGGING PERCENTAGE

1. .575 2010
2. .572 1987
3. .551 1984
4. .543 1994
   .543 2009

FIELDING PERCENTAGE

1. .975 2015
2. .974 2014
3. .973 2013
4. .972 2004
   .972 2010

Year	G (W-L-T)	AB	R	RPG	H	Avg.	2B	3B	HR	RBI	SLG%	BB	SO	AB/SO	SB	FLD%
2018	58 (31-27)	2040	375	6.5	593	**.291**	103	10	67	338	.450	248	489	4.17	37	.969
2017	55 (27-28)	1963	354	6.4	562	.286	119	10	71	325	.466	215	468	4.19	31	.968
2016	63 (38-25)	**2262**	429	6.8	694	.307	139	8	65	388	.462	205	422	5.36	46	.970
2015	55 (32-23)	1874	325	5.9	506	.270	97	9	42	301	.399	213	390	4.81	46	.975
2014	64 (37-27)	2212	316	4.9	611	.276	110	**21**	21	292	.373	208	437	5.06	53	.974
2013	64 (37-27)	2244	414	6.5	**683**	.304	117	24	**58**	385	.455	257	**449**	5.00	77	.973
2012	64 (38-26)	**2245**	405	6.3	**661**	.294	127	17	**53**	379	.437	246	426	5.27	80	.961
2011	63 (42-21)	2231	406	6.4	677	.303	132	17	48	377	.442	263	456	4.89	67	.966
2010	62 (47-15)	2198	563	9.1	716	.326	129	26	122	519	.575	313	486	4.52	57	.972
2009	58 (38-19-1)	2090	501	8.6	658	.315	111	16	111	479	.543	276	412	5.07	52	.965
2008	62 (41-21)	2149	454	7.3	661	.308	133	13	92	416	.510	232	**490**	4.39	84	.969
2007	57 (32-25)	1998	394	6.9	585	.293	114	18	50	358	.443	299	425	4.70	65	.966
2006	68 (50-18)	2414	**594**	**8.7**	768	.318	**156**	4	**90**	**551**	**.498**	**361**	**471**	5.13	51	.964
2005	64 (45-19)	2354	**592**	**9.3**	**783**	**.333**	**151**	10	71	**550**	**.496**	363	465	5.06	78	.966
2004	65 (44-21)	2399	**571**	**8.8**	766	**.319**	**149**	13	71	**509**	.481	317	452	5.31	**106**	.972
2003	62 (44-18)	2186	466	7.5	647	.296	115	20	74	413	.468	279	480	4.60	107	.961
2002	68 (52-16)	2427	560	8.2	800	.330	149	18	66	503	.487	296	425	5.71	**130**	.962
2001	61 (41-20)	2237	**578**	**9.5**	**776**	**.347**	127	19	74	**525**	**.520**	286	322	6.95	68	.960
2000	66 (50-16)	2439	**604**	**9.1**	**833**	**.342**	151	17	79	**536**	.515	275	348	7.01	71	.963
1999	58 (38-20)	2029	436	7.5	635	.313	107	1	65	390	.463	284	367	5.53	83	.955
1998	63 (41-22)	2243	540	8.6	687	.306	147	16	103	482	.524	337	463	4.84	63	.959
1997	61 (46-15)	2238	568	9.3	718	.321	111	**24**	91	507	.514	319	498	4.49	103	.955
1996	64 (40-24)	2293	508	7.9	734	.320	143	15	**97**	458	**.522**	287	397	5.78	64	**.966**
1995	60 (38-22)	2162	**545**	**9.1**	710	**.328**	**131**	25	**82**	492	**.526**	317	427	5.06	36	.965
1994	67 (50-17)	2455	**634**	**9.5**	828	**.337**	**164**	31	93	577	.543	367	407	6.03	85	.968
1993	61 (47-14)	2098	**460**	**7.5**	647	.308	112	29	**71**	408	**.491**	278	338	6.21	87	.960
1992	64 (45-19)	2199	450	7.0	692	**.315**	**149**	28	50	398	.476	296	347	6.33	100	.956
1991	68 (42-26)	2354	549	8.1	734	.312	147	28	75	486	.494	364	372	6.33	**114**	.961
1990	71 (46-25)	2325	547	7.7	719	.309	118	18	95	492	.498	411	424	5.48	80	.959
1989	64 (38-26)	2137	**477**	**7.5**	642	**.300**	108	17	67	414	.461	357	450	4.75	70	.944
1988	69 (45-24)	2370	531	7.7	708	.299	125	**24**	107	468	.507	367	477	4.97	139	.947
1987	65 (51-14)	2351	**662**	**10.2**	801	**.341**	**163**	12	**119**	602	**.572**	358	416	5.65	144	.949
1986	68 (45-23)	2493	541	8.0	775	.311	121	16	90	480	.481	358	380	6.56	129	.954
1985	62 (42-19-1)	2221	**553**	**8.9**	733	.333	137	20	82	475	**.520**	283	300	7.40	108	.959
1984	55 (36-19)	2023	**567**	**10.3**	690	**.341**	**123**	20	87	515	.551	370	278	7.28	106	.940
1983	53 (38-15)	1864	518	9.8	617	**.331**	111	**20**	**70**	459	**.525**	353	221	8.43	113	.942
1982	49 (29-20)	1628	361	7.4	474	.291	65	12	53	314	.443	297	237	6.87	83	.949
1981	38 (14-24)	1348	277	7.3	392	.291	53	12	53	243	.466	222	189	7.13	35	.937
1980	27 (8-19)	911	161	6.0	242	.266	34	10	25	149	.407	163	124	4.59	27	.935
1979	31 (15-16)	1085	254	8.2	341	.314	53	11	54	229	.533	148	167	6.50	28	.944
1978	29 (14-15)	1027	225	7.8	295	.287	36	9	34	207	.439	148	159	6.46	30	.960
1977	30 (18-12)	1031	205	6.8	290	.286	51	14	24	184	.428	146	125	8.25	25	.952
1976	34 (12-22)	1134	181	5.3	301	.265	75	7	20	154	.397	148	130	8.72	14	.942
1975	29 (12-17)	971	204	7.0	262	.269	46	12	11	173	.376	153	154	6.31	38	.931
1974	37 (20-17)	1253	266	7.2	384	.306	78	14	26	229	.453	190	183	6.85	46	.951
1973	28 (20-6-2)	861	139	5.0	231	.268	41	10	15	119	.391	132	141	6.11	41	.951
1972	31 (21-10)	1015	188	6.1	293	.289	59	19	10	151	.414	159	143	7.10	29	.963
1971	37 (31-6)	1191	237	6.4	346	.291	57	21	11	196	.401	—	—	—	—	.954
1970	24 (17-7-1)	783	122	5.1	187	.239	21	15	3	110	.315	—	—	—	—	.965
1969	28 (16-12)	977	193	6.9	270	.276	34	21	13	158	.394	172	159	6.14	24	.955
1968	34 (21-13)	1136	237	7.0	329	.281	51	19	19	204	.418	205	156	7.28	25	.941
1967	32 (21-11)	1049	186	5.8	271	.258	31	17	15	163	.363	163	167	6.28	33	.968
1966	30 (14-16)	959	149	5.0	226	.236	34	15	13	131	.343	153	161	5.96	15	.953
1965	30 (20-8-2)	983	169	5.6	257	.261	41	17	21	143	.401	151	170	5.70	34	.944
1964	24 (9-15)	774	72	3.0	168	.217	14	8	11	59	.298	64	155	4.99	31	.946
1963	27 (9-18)	922	133	4.9	214	.232	21	11	14	116	.324	118	169	5.46	12	—
1962	24 (8-16)	817	125	5.2	203	.248	20	13	8	100	.334	—	—	—	24	—
1961	24 (6-16-2)	906	128	5.3	197	.244	21	11	9	110	.295	—	—	—	17	—
1960	25 (14-11)	874	180	7.2	233	.267	26	17	15	163	.387	—	—	—	23	—
1959	28 (17-9-2)	963	178	6.4	272	.275	32	17	18	164	.407	150	157	6.13	18	.922
1958	24 (7-17)	781	119	5.0	179	.229	23	1	15	101	.319	—	—	—	4	.925
1957	27 (18-8-1)	938	189	7.0	267	.285	37	20	18	152	.424	124	138	6.80	27	.950
1956	23 (11-12)	763	128	5.6	186	.244	21	11	12	105	.347	94	125	6.10	17	.958
1955	24 (15-9)	847	201	8.4	251	.296	34	11	20	173	.433	131	128	6.62	33	.944
1954	23 (9-13-1)	757	141	6.1	202	.267	22	12	10	116	.367	—	—	—	19	.933
1953	21 (8-13)	708	94	4.5	163	.230	19	9	5	82	.304	113	133	5.32	11	.901

Boldface indicates led ACC

RECORDS

YEAR-BY-YEAR PITCHING STATS SINCE 1953

Year	G	W-L-T	Pct.	IP	H	H/9	R	ER	ERA	BB	BB/9	SO	SO/9	CG	SHO
2018	58	31-27	.534	514.2	551	9.64	319	283	4.95	**179**	**3.13**	505	8.84	4	5
2017	55	27-28	.491	494.0	512	9.33	335	294	5.36	261	4.76	396	7.21	1	3
2016	63	38-25	.603	568.1	600	9.51	350	299	4.73	269	4.26	446	7.07	0	3
2015	55	32-23	.581	486.2	515	9.52	306	261	4.83	250	4.62	357	6.60	0	2
2014	64	37-27	.578	586.0	549	8.43	249	218	3.35	270	4.15	479	7.36	0	6
2013	64	37-27	.578	566.2	561	8.92	317	274	4.35	258	4.10	447	7.11	3	4
2012	64	38-26	.594	569.2	555	8.78	327	280	4.42	247	3.91	456	7.21	1	5
2011	63	42-21	.667	568.0	489	7.75	245	174	2.76	210	3.33	540	8.57	8	7
2010	62	47-15	.758	551.0	551	9.00	286	246	4.02	188	3.07	520	8.49	3	6
2009	58	38-19-1	.664	515.0	533	9.31	319	266	4.65	234	4.09	523	9.14	0	3
2008	62	41-21	.661	548.0	617	10.13	355	307	5.04	223	3.66	461	7.57	1	5
2007	57	32-25	.561	509.1	583	10.30	336	290	5.12	207	3.66	427	7.54	2	2
2006	68	50-18	.735	604.2	660	9.82	356	297	4.42	232	3.45	502	7.47	0	2
2005	64	45-19	.703	574.2	612	9.58	347	277	4.34	260	4.07	474	7.42	1	3
2004	65	44-21	.677	590.0	609	9.28	359	313	4.77	226	3.44	521	7.95	1	0
2003	62	44-18	.710	552.2	537	8.74	315	250	4.07	198	3.22	423	6.89	3	3
2002	68	52-16	.765	606.2	641	9.51	344	274	4.06	171	2.54	496	7.36	5	6
2001	61	41-20	.672	532.0	576	9.74	331	267	4.52	213	3.60	434	7.34	5	2
2000	66	50-16	.758	585.2	570	8.76	339	281	4.32	242	3.67	507	7.68	6	2
1999	58	38-20	.655	512.2	595	10.45	378	300	5.27	272	4.78	489	8.58	4	3
1998	63	41-22	.651	556.0	577	9.33	369	305	4.94	274	4.44	618	10.00	7	1
1997	61	46-15	.754	542.0	561	9.31	371	289	4.80	275	4.57	490	8.14	3	8
1996	64	40-24	.625	556.2	599	9.68	389	317	5.13	267	4.32	521	8.42	4	3
1995	60	38-22	.633	522.0	593	10.22	422	350	6.03	298	5.14	463	7.98	2	2
1994	67	50-17	.746	606.2	564	8.37	310	264	3.92	259	3.84	558	8.28	9	5
1993	61	47-14	.770	540.2	445	7.40	242	188	3.13	191	3.18	547	9.11	5	4
1992	64	45-19	.703	562.2	541	8.65	282	214	3.42	227	3.63	480	7.68	8	2
1991	68	42-26	.618	581.2	627	9.70	376	308	4.77	301	4.66	521	8.06	18	5
1990	71	46-25	.648	593.0	523	7.94	330	263	3.99	283	4.30	531	8.06	17	3
1989	64	38-26	.594	542.2	533	8.84	381	283	4.69	357	5.92	534	8.86	10	7
1988	69	45-24	.652	606.1	585	8.68	373	273	4.03	308	4.57	611	9.07	6	0
1987	65	51-14	.785	560.1	535	8.59	342	283	4.55	293	4.71	514	8.26	10	4
1986	68	45-23	.662	619.1	594	8.63	391	315	4.58	416	6.05	551	8.01	10	5
1985	62	42-19-1	.685	538.0	577	9.65	350	300	5.02	279	4.67	401	6.71	16	4
1984	55	36-19	.655	488.2	555	10.22	353	272	5.01	302	5.56	360	6.63	7	1
1983	53	38-15	.717	453.1	523	10.38	356	275	5.50	364	7.23	315	6.25	8	1
1982	49	29-20	.592	424.0	450	9.55	301	258	5.48	229	4.86	235	4.99	5	2
1981	38	14-24	.368	334.1	419	11.28	284	215	5.79	178	4.79	198	5.33	3	3
1980	27	8-19	.296	236.1	304	11.58	244	196	7.46	159	6.06	123	4.68	5	0
1979	31	15-16	.484	265.1	308	10.45	248	204	6.92	174	5.90	133	4.51	7	0
1978	29	14-15	.483	259.1	328	11.38	193	162	5.62	138	4.79	95	3.30	9	2
1977	30	18-12	.600	267.0	303	10.21	188	145	4.89	146	4.92	200	6.74	14	1
1976	34	12-22	.353	287.1	328	10.27	232	177	5.54	184	5.76	238	7.45	9	2
1975	29	12-17	.414	249.2	256	9.23	188	140	5.04	141	5.08	180	6.49	5	1
1974	37	20-17	.541	315.1	351	10.02	238	189	5.40	206	5.88	220	6.28	6	3
1973	28	20-6-2	.750	242.0	219	8.14	102	70	2.60	84	3.12	189	7.03	8	1
1972	31	21-10	.677	270.2	248	8.25	131	100	3.33	98	3.26	218	7.25	12	5
1971	37	31-6	.838	315.2	258	7.36	124	93	2.65	129	3.68	270	7.70	12	8
1970	24	17-7	.708	223.0	183	7.39	85	75	3.03	100	4.04	170	6.86	13	3
1969	28	16-12	.571	252.1	208	7.42	108	84	3.00	115	4.10	199	7.10	12	3
1968	34	21-13	.618	304.0	299	8.85	163	117	3.46	156	4.62	235	6.96	10	3
1967	32	21-11	.656	281.0	255	8.17	119	87	2.79	129	4.13	243	7.78	17	2
1966	30	14-16	.467	254.0	192	6.80	110	83	2.94	152	5.39	206	7.30	14	3
1965	30	20-8-2	.700	259.0	216	7.51	121	99	3.44	92	3.20	176	6.12	—	3
1964	24	9-15	.375	204.1	231	10.17	142	103	4.54	82	3.61	111	4.89	—	0
1963	27	9-18	.333	232.1	256	9.92	187	137	5.31	136	5.27	150	5.81	—	2
1962	24	8-16	.333	210.0	213	9.13	173	128	5.49	155	6.64	139	5.96	—	0
1961	24	6-16-2	.292	197.1	226	10.31	210	150	6.84	176	8.01	109	4.97	9	0
1960	25	14-11	.560	220.0	198	8.10	133	103	4.21	110	4.50	170	6.95	8	3
1959	28	17-9-2	.643	239.0	213	8.02	127	90	3.39	150	5.65	227	8.55	15	2
1958	24	7-17	.292	195.2	200	9.20	154	112	5.16	113	5.20	134	6.16	9	0
1957	27	18-8-1	.685	231.0	194	7.56	110	80	3.12	105	4.09	169	6.58	11	3
1956	23	11-12	.478	193.1	186	8.66	100	—	4.66	101	4.70	92	4.28	15	1
1955	24	15-9	.625	207.2	233	10.11	140	—	6.06	93	4.03	119	5.16	9	2
1954	23	9-13-1	.413	185.1	211	10.25	144	—	6.99	87	4.22	89	4.32	—	1
1953	21	8-13	.381	178.0	192	9.71	167	—	8.44	104	5.26	126	6.37	—	0

Boldface indicates led ACC

TOP FIVE TEAMS

EARNED RUN AVERAGE

1. 2.60 1973
2. 2.65 1971
3. 2.76 2011
4. 2.79 1967
5. 2.94 1966

STRIKEOUTS PER 9 INNINGS

1. 10.00 1998
2. 9.14 2009
3. 9.11 1993
4. 9.07 1988
5. 8.86 1989

HITS PER 9 INNINGS

1. 6.80 1966
2. 7.36 1971
3. 7.39 1970
4. 7.40 1993
5. 7.42 1969

WALKS PER 9 INNINGS

1. 2.54 2002
2. 3.07 2010
3. 3.12 1973
4. 3.13 2018
5. 3.18 1993

COMPLETE GAMES

1. 18. 1991
2. 17. 1967
   17. 1990
4. 16. 1985
5. 15. 1956
   15. 1959

SHUTOUTS

1. 8. 1971
   8. 1997
3. 7. 1989
   7. 2011
5. 6. 2002
   6. 2010
   6. 2014

INNINGS PITCHED

1. 619.1 1986
2. 606.2 1994
   606.2 2002
4. 606.1 1988
5. 604.2 2006

TEAM FACTS & FIGURES

ALL-TIME RECORDS

Overall
2,456-1,578-27 (.609)

Home
1,652-715-11 (.698)

At Russ Chandler Stadium
(1985-present)
916-285-1 (.763)

Away
618-717-10 (.463)

Neutral
191-163-6 (.540)

ACC *(1980-present)*
524-388-2 (.574)

SEC *(1933-64)*
183-236-2 (.437)

The listing of scores on the following pages is the most comprehensive possible with available sources of information.

The years prior to 1900 are incomplete, but the scores listed for those years have been documented.

Georgia Tech began playing its home games at Rose Bowl Field in 1930, and Russ Chandler Stadium opened on that same site in 1985.

Before that, the Yellow Jackets played their home games at Tech Park, Brisbine Park, Piedmont Park and Grant Field.

BEST RECORDS

Since 1900, 24 Tech teams have posted a winning percentage of .700 or better.

Year	Coach	Record	Pct.
1920	Joe Bean	16-2	.889
1906	John Heisman	23-3	.885
1923	Kid Clay	16-2-2	.850
1971	Jim Luck	31-6	.838
1926	Kid Clay	21-4-1	.827
1921	Kid Clay	18-4-1	.804
1987	Jim Morris	51-14	.785
1993	Jim Morris	47-14	.770
1905	John Heisman	13-4	.767
2002	Danny Hall	52-16	.765
2000	Danny Hall	50-16	.758
2010	Danny Hall	47-15	.758
1997	Danny Hall	46-15	.754
1973	Jim Luck	20-6-2	.750
1994	Danny Hall	50-17	.746
2006	Danny Hall	50-18	.735
1983	Jim Morris	38-15	.717
1928	Kid Clay	15-6	.714
2003	Danny Hall	44-18	.710
1970	Jim Luck	17-7-1	.700
1992	Jim Morris	45-19	.703
2005	Danny Hall	45-19	.703
1965	Jim Luck	20-8-2	.700
1916	John Heisman	14-6	.700

TECH IN FINAL POLLS

Year	CB	BA	USA
1965	8	—	—
1967	16	—	—
1971	10	—	—
1985	17	—	—
1986	17	18	—
1987	25	13	—
1988	29	23	—
1991	26	—	—
1992	24	22	19
1993	13	8	9
1994	2	2	2
1996	18	22	20
1997	10	17	11
1998	15	19	20
2000	10	6	10
2001	—	—	21
2002	5	8	5
2003	14	17	16
2004	11	10	12
2005	10	10	10
2006	8	7	7
2008	24	—	24
2009	18	20	18
2010	17	18	17
2011	19	20	20

TEAM TITLES

1920
Southern Intercollegiate Athletic

1921
Southern Intercollegiate Athletic

1923
Southern Conference

1926
Southern Conference

1957
Southeastern Conference

1959
Miami Sports Carnival

1985
Atlantic Coast Conference

1986
Atlantic Coast Conference
Rainbow Easter Tournament

1987
Atlantic Coast Conference
ACC Regular Season

1988
Atlantic Coast Conference

1993
Olive Garden Classic
Oscar Mayer Classic
ACC Regular Season

1994
NCAA Midwest II Regional

1997
ACC Regular Season

2000
Atlantic Coast Conference
ACC Regular Season
NCAA Atlanta Regional

2002
NCAA Atlanta Regional
NCAA Atlanta Super Regional

2003
Atlantic Coast Conference

2004
ACC Regular Season
NCAA Atlanta Regional

2005
Atlantic Coast Conference
ACC Regular Season
NCAA Atlanta Regional

2006
NCAA Atlanta Regional
NCAA Atlanta Super Regional

2011
ACC Regular Season
ACC Coastal Division

2012
Atlantic Coast Conference

2014
Atlantic Coast Conference

ALL-TIME NO. 1 NATIONAL RANKINGS

Georgia Tech has been ranked as the top team in the country 11 times in its history for a total of 30 weeks. In 1993, the Jackets were ranked No. 1 by Baseball America for four straight weeks and returned to the top spot in all three polls on May 17, Tech's first unanimous choice ever. The Jackets opened the 1994 season ranked No. 1 and proceeded to advance to the College World Series where they finished as the national runner-up. Tech returned to the top spot after winning the 2000 ACC Tournament. The Yellow Jackets opened the 2001 season as the nation's preseason No. 1 team and spent six weeks at the top of the poll, their longest stay ever. Georgia Tech opened the 2003 season as the nation's No. 1 team according to Baseball America, and returned to the top spot on Mar. 28, 2005, after opening the season 21-5 and 11-1 in the ACC.

Date	Record	Poll(s)	What Happened Next	Weeks at No. 1
Mar. 16, 1987	16-0	CB	Lost two to Jacksonville	1
Mar. 19, 1990	23-1	BA, CB	Lost to Hawaii, Wright State	1
Feb. 11, 1991	3-0	CB	Lost two of three at New Orleans	1
Mar. 1, 1993	11-1	BA	Won Oscar Mayer Classic (3 games)	4
May 17, 1993	45-10	USA, BA, CB	Lost twice in ACC Tournament	1
Preseason 1994	0-0	BA, USA	No. 1 by USA on 2/21; No. 2 by CB	4
May 22, 2000	47-14	BA, CB	Won NCAA Atlanta Regional	2
Preseason 2001	0-0	BA, CB	Went 2-1 in Rice Invitational	6
Preseason 2003	0-0	BA	Opened season 17-0	6
Mar. 28, 2005	21-5	CB, NCBWA	Went 2-2 vs. Western Carolina, Maryland	1
Feb. 27, 2006	10-0	USA, BA, CB	No. 1 by BA and CB on 3/6	3

OVERALL SERIES RECORDS

Opponent	Overall	Home	Away	Neutral	Streak	Last
Akron	3-0	3-0	0-0	0-0	W3	2013
Alabama	29-38-1	13-14-1	12-22	4-2	L2	2010
Alabama State	1-0	1-0	0-0	0-0	W1	2008
Albany	1-0	0-0	0-0	1-0	W1	2015
Alma	2-2	2-2	0-0	0-0	W1	1970
Anderson	3-1	3-1	0-0	0-0	L1	1980
Appalachian State	16-1	16-1	0-0	0-0	W15	1994
Arizona	0-2	0-0	0-0	0-2	L2	1989
Arizona State	0-1	0-0	0-0	0-1	L1	1998
Arkansas	2-1	0-0	0-0	2-1	W2	1998
Arkansas-Pine Bluff	1-0	1-0	0-0	0-0	W1	2018
Armstrong State	4-2	3-2	1-0	0-0	W3	2003
Army West Point	2-1-1	0-0	0-0	2-2-1	L1	1961
Atlanta Athletic Club	1-0	1-0	0-0	0-0	W1	1903
Atlanta Braves	0-12-1	0-0	0-12-1	0-0	L2	2007
Atlanta Colts	0-2	0-0	0-0	0-2	L2	1896
Atlanta Crackers	0-5-1	0-0	0-1	0-4-1	L1	1956
Atlanta Pretzels	0-1	0-0	0-1	0-0	L1	1902
Atlanta Spellers	0-1	0-0	0-1	0-0	L1	1898
Auburn	**109-122-5**	**64-50-2**	**42-65-2**	**3-7-1**	**W1**	**2018**
Augusta State	14-3	12-1	2-2	0-0	W8	1991
Austin Peay	2-1	1-1	0-0	1-0	W1	2011
Baldwin-Wallace	1-0	1-0	0-0	0-0	W1	1977
Ball State	4-0	4-0	0-0	0-0	W4	1985
Baptist	3-0	3-0	0-0	0-0	W3	1988
Belmont	2-1	2-1	0-0	0-0	L1	2017
Berry	4-3	3-2	1-1	0-0	L2	1970
Bethune-Cookman	1-0	0-0	0-0	1-0	W1	2016
Bingham-Mebane	2-2	2-1	0-1	0-0	L1	1917
Boston College	**18-12**	**10-3**	**7-8**	**1-1**	**W1**	**2016**
Bowling Green	4-3	4-2	0-0	0-0	W3	2014
Bradley	0-1	0-1	0-0	0-0	L1	2018
Buffalo	0-2	0-2	0-0	0-0	L2	1915
BYU	1-0	1-0	0-0	0-0	W1	2017
Cal State Fullerton	3-3	0-0	0-2	3-1	L2	2006
California	0-2	0-0	0-0	0-2	L2	1995
Camp Gordon	1-0	1-0	0-0	0-0	W1	1919
Campbell	4-0	4-0	0-0	0-0	W4	2003
Centenary	1-0	1-0	0-0	0-0	W1	1977
Central	4-0	4-0	0-0	0-0	W4	1908
Central Florida	1-2	0-0	0-0	1-2	L1	1996
Central Michigan	2-0	1-0	0-0	1-0	W2	1985
Charleston Southern	12-1	12-1	0-0	0-0	W7	2001
Charlotte	5-0	4-0	1-0	0-0	W5	2012
Chattanooga	3-2	2-1	1-1	0-0	W3	1974
Chicopee Mills	1-1	0-1	0-0	1-0	L1	1946
Cincinnati	8-0	7-0	0-0	1-0	W8	1998
The Citadel	2-0	2-0	0-0	0-0	W2	2013
Clemson	**109-114-3**	**74-44-2**	**24-51-1**	**11-19**	**L4**	**2018**
Cleveland Indians	0-1	0-1	0-0	0-9	L1	1906
Cleveland State	8-6	8-6	0-0	0-0	W2	1979
Coastal Carolina	18-7	16-5	0-1	2-1	W3	2016
College of Charleston	11-0	9-0	0-0	2-0	W11	2012
Columbus	4-0	4-0	0-0	0-0	W4	1988
Connecticut	7-3	5-2	0-0	2-1	L1	2018
Cornell	1-3	1-3	0-0	0-0	L1	1991
Covington Mills	2-0	1-0	1-0	0-0	W2	1946
Creighton	1-1	0-0	0-0	1-1	W1	1990
Cumberland	1-0	1-0	0-0	0-0	W1	1906
Dahlonega	2-0	2-0	0-0	0-0	W2	1909
Dartmouth	6-3	6-2	0-0	0-1	W3	2018
Davidson	12-2	11-2	1-0	0-0	W1	1995
DePauw	4-0	4-0	0-0	0-0	W4	1973
Detroit Tigers	0-2	0-2	0-0	0-0	L2	1922
Dortch's Bakery	1-0	1-0	0-0	0-0	W1	1946
Duke	**94-38**	**52-17**	**33-18**	**9-3**	**L1**	**2018**
Duquesne	3-0	3-0	0-0	0-0	W3	2007
Earlham	9-0	9-0	0-0	0-0	W9	1975

Opponent	Overall	Home	Away	Neutral	Streak	Last
East Carolina	0-1	0-1	0-0	0-0	L1	2003
East Tennessee State	24-1	23-1	0-0	1-0	W1	2013
Eastern Kentucky	9-0	8-0	0-0	1-0	W9	2002
Eastern Michigan	1-0	1-0	0-0	0-0	W1	1985
Elmhurst	2-1	2-1	0-0	0-0	L1	1981
Elon	4-0	4-0	0-0	0-0	W4	2009
Erskine	16-1	15-1	1-0	0-0	W14	1976
Evansville	5-2	5-2	0-0	0-0	W5	1997
Fairfield	1-1	1-1	0-0	0-0	L1	1979
Florida	33-60-1	21-23	12-37-1	0-0	L4	2016
Florida A&M	2-0	2-0	0-0	0-0	W2	1984
Florida Atlantic	4-1	4-1	0-0	0-0	L1	2005
Florida International	1-0	0-0	0-0	1-0	W1	2015
Florida Southern	3-4	0-0	3-4	0-0	L1	1966
Florida State	47-74	21-28	16-39	10-8	W2	2018
Fordham	1-1	1-1	0-0	0-0	W1	2015
Fort Benning	0-1	0-0	0-1	0-0	L1	1943
Fort McPherson	2-1	2-1	0-0	0-0	L1	1918
Furman	20-2	12-1	8-1	0-0	W6	2005
Gardner-Webb	2-0	2-0	0-0	0-0	W2	2002
George Mason	1-0	0-0	0-0	1-0	W1	1992
George Washington	5-1	4-0	0-0	1-1	W5	2003
Georgetown	2-4	1-1	1-3	0-0	L2	1922
Georgia	**161-210-2**	**90-72-1**	**55-116**	**16-22-1**	**L6**	**2018**
Georgia College	5-2	5-2	0-0	0-0	L2	1986
Georgia Southern	**102-31**	**56-16**	**45-15**	**1-0**	**W9**	**2018**
Georgia Southwestern	1-0	1-0	0-0	0-0	W1	1983
Georgia State	**66-11**	**37-5**	**29-6**	**0-0**	**L1**	**2018**
Goodyear (Cartersville)	1-0	1-0	0-0	0-0	W1	1932
Goodyear (Rockmart)	1-0	0-0	1-0	0-0	W1	1932
Greenville (Ill.)	2-0	2-0	0-0	0-0	W2	1979
Guilford	1-0	1-0	0-0	0-0	W1	1986
Harvard	1-1	1-1	0-0	0-0	W1	1974
Hawai'i	2-2	0-0	2-2	0-0	W1	1990
Hawai'i-Pacific	2-0	0-0	0-0	2-0	W2	1986
Henry Grady	1-0	1-0	0-0	0-0	W1	1901
Hillsdale	20-1	20-1	0-0	0-0	W3	1984
Hobart	0-1	0-1	0-0	0-0	L1	1902
Hope	13-0	13-0	0-0	0-0	W13	1984
Houston	0-1	0-0	0-0	0-1	L1	1990
Howard	6-0	6-0	0-0	0-0	W6	1999
Huntingdon	1-0	1-0	0-0	0-0	W1	1982
Illinois	4-2	3-1	0-0	1-1	W1	2013
Illinois-Chicago	**11-3**	**7-2**	**4-1**	**0-0**	**L1**	**2018**
Illinois State	3-0	3-0	0-0	0-0	W3	1983
Indiana	1-0	1-0	0-0	0-0	W1	1917
Indiana Central	2-1	2-1	0-0	0-0	W2	1970
Indiana Southeast	0-1	0-1	0-0	0-0	L1	1981
Indiana State	3-0	3-0	0-0	0-0	W3	2015
Iona	4-1	3-0	0-0	1-1	W4	2005
Jacksonville	7-8	3-6	3-2	1-0	W1	1999
Jacksonville State	7-1	6-1	0-0	1-0	W7	2014
Kennesaw State	**20-6**	**14-3**	**6-3**	**0-0**	**W3**	**2018**
Kent State	13-5	12-4	0-0	1-1	W1	2012
Kentucky	32-21	21-12	11-9	0-0	L2	1982
Lamar	1-0	0-0	0-0	1-0	W1	2001
Lewis	1-1	1-1	0-0	0-0	L1	1971
Liberty	4-1	4-1	0-0	0-0	W3	2000
Lipscomb	5-0	4-0	0-0	1-0	W5	2009
Louisiana-Lafayette	1-0	0-0	0-0	1-0	W1	1997
Louisiana-Monroe	2-0	0-0	0-0	2-0	W2	1964
Louisiana State	0-3	0-0	0-2	0-1	L3	1996
Louisville	**1-8**	**0-3**	**0-3**	**1-2**	**L6**	**2017**
Marietta	0-1	0-0	0-1	0-0	L1	1946
Marietta (Ohio)	1-0	1-0	0-0	0-0	W1	1975
Marist	1-0	1-0	0-0	0-0	W1	1909
Marshall	1-0	1-0	0-0	0-0	W1	2017
Maryland	73-26	43-6	25-19	5-1	W2	2014

OVERALL SERIES RECORDS

Opponent	Overall	Home	Away	Neutral	Streak	Last
Memphis	1-4	1-3	0-0	0-1	L3	1977
Mercer	**112-56**	**65-26**	**46-29**	**1-1**	**W1**	**2018**
Mercer-Atlanta	8-0	5-0	3-0	0-0	W8	1984
Merchants	1-0	1-0	0-0	0-0	W1	1900
Miami (Fla.)	**40-61-2**	**20-23**	**14-33-2**	**6-5**	**W3**	**2018**
Michigan	2-3	1-2	0-0	1-1	W1	2003
Michigan State	0-2-1	0-2-1	0-0	0-0	L2	1949
Middle Tennessee State	4-1	4-1	0-0	0-0	W2	1990
Milledgeville Cadets	1-0	0-0	1-0	0-0	W1	1897
Milligan	16-3-1	15-3-1	0-0	1-0	W1	1979
Minnesota	5-1	4-0	0-0	1-1	W5	2018
Mississippi	5-2	4-2	1-0	0-0	L2	1959
Mississippi State	3-11	1-4	1-4	1-3	L6	2011
Mississippi Valley State	1-0	1-0	0-0	0-0	W1	2006
Missouri State	3-0	3-0	0-0	0-0	W3	2010
Morehead State	1-1	1-1	0-0	0-0	W1	1989
Navy	2-0-1	0-0	1-0-1	1-0	W2	1986
Nebraska	1-0	0-0	0-0	1-0	W1	2001
New Orleans	19-7	9-3	8-3	2-1	W1	1996
New York Tech	3-0	3-0	0-0	0-0	W3	1991
Newberry	2-0	2-0	0-0	0-0	W2	1905
Newnan	1-0	1-0	0-0	0-0	W1	1901
North Carolina	**76-66**	**37-31**	**29-29**	**10-6**	**L5**	**2018**
NC State	74-58	37-16	24-30	13-12	L2	2018
North Florida	1-0	1-0	0-0	0-0	W1	2014
North Georgia	2-0	2-0	0-0	0-0	W2	1946
Northeastern	1-0	1-0	0-0	0-0	W1	2006
Northwestern	**2-3**	**2-3**	**0-0**	**0-0**	**L1**	**1985**
Northwood Institute	4-2	4-2	0-0	0-0	W2	1981
Notre Dame	**8-8**	**8-5**	**0-3**	**0-0**	**L3**	**2017**
Oakland	6-0	6-0	0-0	0-0	W6	2001
Oglethorpe	22-20-1	20-12	0-1	2-7-1	W1	1935
Ohio	3-1	3-1	0-0	0-0	W3	2015
Ohio Northern	2-0	2-0	0-0	0-0	W2	1983
Ohio State	15-7-1	12-3	1-1	2-3-1	L1	2013
Oklahoma	1-6	1-0	0-0	0-6	W1	2017
Oklahoma State	2-3	0-0	0-0	2-3	W1	1998
Old Dominion	5-3	5-3	0-0	0-0	W1	2014
Olivet	9-1	9-1	0-0	0-0	W2	1978
Parsons	1-0	1-0	0-0	0-0	W1	1967
Pennsylvania	0-2	0-1	0-1	0-0	L2	1924
Penn State	4-2	4-0	0-2	0-0	W2	1924
Pensacola NAS	2-2	2-0	0-2	0-0	L2	1942
Pepperdine	2-0	0-0	0-0	2-0	W2	1993
Philadelphia Athletics	0-4	0-2	0-0	0-2	L4	1920
Piedmont	2-0	2-0	0-0	0-0	W2	1987
Pittsburgh	**7-8**	**5-1**	**2-6**	**0-1**	**L3**	**2018**
Presbyterian	8-2	8-2	0-0	0-0	W6	2015
Purdue	4-0	4-0	0-0	0-0	W4	2016
Radford	3-1	3-1	0-0	0-0	W3	2018
Reading	0-3	0-3	0-0	0-0	L3	1931
Rice	0-1	0-0	0-1	0-0	L1	2001
Rider	1-1	0-1	0-0	1-0	W1	2003
Richmond	**--**	**FIRST**	**MEETING**	**--**		
Riverside Academy	1-0	1-0	0-0	0-0	W1	1909
Rollins	6-10	1-1	5-9	0-0	L2	1966
Rome	0-1	0-1	0-0	0-0	L1	1900
Rutgers	47-11	47-11	0-0	0-0	W16	2013
Sacramento State	2-0	0-0	0-0	2-0	W2	1986
St. Francis	1-0	1-0	0-0	0-0	W1	1979
St. John's	6-3	5-2	0-0	1-1	W2	2015
Saint Louis	2-0	0-0	0-0	2-0	W2	1978
Samford	5-0	5-0	0-0	0-0	W5	1992
San Diego	1-0	0-0	0-0	1-0	W1	1994
Santa Clara	2-0	0-0	0-0	2-0	W2	1986
Savannah State	5-0	5-0	0-0	0-0	W5	2016
Sewanee	22-4	15-4	7-0	0-0	W11	1917
Shorter	2-4	2-4	0-0	0-0	W2	1986

Opponent	Overall	Home	Away	Neutral	Streak	Last
Siena	2-0	2-0	0-0	0-0	W2	1994
Sienna Heights	1-0	1-0	0-0	0-0	W1	1982
Slippery Rock	1-0	1-0	0-0	0-0	W1	1977
South Alabama	5-2	5-2	0-0	0-0	W5	1987
South Carolina	16-34-1	11-17	3-14-1	2-3	W1	2005
Southern Mississippi	2-2	2-2	0-0	0-0	W1	2011
SE Missouri State	5-0	4-0	0-0	1-0	W5	2018
Southern	2-0	2-0	0-0	0-0	W2	1984
Southern California	0-4	0-2	0-0	0-2	L4	2004
Stetson	22-10-1	9-6	13-4-1	0-0	W1	2006
Stone Mountain Prep	0-1	0-1	0-0	0-0	L1	1909
Tennessee	45-33	29-17	15-16	1-0	W1	2006
Tennessee Tech	8-1	7-1	0-0	1-0	W6	2002
Tennessee Temple	7-1	7-1	0-0	0-0	W5	1985
Texas A&M	1-1	0-0	0-0	1-1	L1	1992
TCU	1-1	0-0	0-0	1-1	L1	1988
Texas Tech	2-1	2-0	0-0	0-1	W2	2004
Troy	0-2	0-2	0-0	0-0	L2	1978
Tulane	4-1	2-1	0-0	2-0	W4	1996
UAB	1-1	1-0	0-1	0-0	L1	1979
UCLA	**2-4**	**1-2**	**1-2**	**0-0**	**L2**	**1999**
UMBC	3-0	3-0	0-0	0-0	W3	2016
UNC Asheville	8-0	8-0	0-0	0-0	W8	1996
UNC Greensboro	4-1	4-1	0-0	0-0	W4	2014
UNC Wilmington	2-2	2-2	0-0	0-0	W2	1987
UNLV	1-1	0-0	1-1	0-0	W1	1995
USC Aiken	3-2	3-2	0-0	0-0	W1	1986
USF	11-2	6-2	5-0	0-0	W2	2014
USSR National Team	1-0	1-0	0-0	0-0	W1	1996
Utah	2-0	0-0	0-0	2-0	W2	1995
Valdosta State	1-4	0-0	1-4	0-0	L1	1967
Vanderbilt	59-36-1	39-15-1	20-21	0-0	L1	2013
VCU	5-1	2-1	0-0	3-0	W1	2016
Villanova	3-1	3-0	0-0	0-1	W3	2004
Virginia	**74-57-2**	**39-18-2**	**28-34**	**7-5**	**L1**	**2018**
Virginia Tech	**33-17**	**21-9**	**12-6**	**0-2**	**W1**	**2018**
Wake Forest	75-44-1	45-17	21-22-1	9-5	L1	2018
Waseda (Japan)	1-1	0-0	0-0	1-1	L1	1986
Washington	4-7	1-2	0-0	3-5	L4	2014
Washington & Lee	7-3	4-2	3-1	0-0	L1	1927
Washington Senators	0-1	0-0	0-0	0-1	L1	1911
West Georgia	11-9	10-6	1-2	0-1	W3	1988
West Liberty	1-0	1-0	0-0	0-0	W1	1969
West Virginia	**4-0**	**4-0**	**0-0**	**0-0**	**W4**	**1999**
West Virginia Wesleyan	1-1	1-1	0-0	0-0	L1	1916
Western Carolina	**22-16**	**21-15**	**0-1**	**1-0**	**W4**	**2016**
Western Kentucky	5-1	5-1	0-0	0-0	W4	1994
Western Michigan	4-0	4-0	0-0	0-0	W4	2017
Wichita State	1-3	0-1	1-2	0-0	W1	1994
William & Mary	3-0	3-0	0-0	0-0	W3	2005
William Jewell	7-1	7-1	0-0	0-0	W5	1979
Winder	0-1	0-0	0-1	0-0	L1	1896
Winthrop	18-1	16-1	2-0	0-0	W3	2012
Wofford	9-0	7-0	2-0	0-0	W9	2007
Wright State	1-1	0-0	0-0	1-1	W1	1990
Xavier	7-1	7-1	0-0	0-0	L1	2010
Yale	4-0-1	2-0	0-0	2-0-1	W3	1973
Youngstown State	5-1	5-1	0-0	0-0	L1	2017

2019 opponents in bold

SERIES HISTORY

Key

Game Type

* NCAA Regional or Playoff
$ College World Series
+ Conference tournament
# Exhibition
f – forfeit
All games 9 innings except where noted - ( )

Neutral Site Designations

1. Atlanta-Fulton County Stadium, Atlanta, Ga.
2. Ponce de Leon Park, Atlanta, Ga.
3. Griffin, Ga. (field unknown)
4. Spiller's Field, Atlanta, Ga.
5. Columbia, S.C. (field unknown)
6. Montgomery, Ala. (field unknown)
7. Rollins College, Winter Park, Fla.
8. Miami, Fla. (field unknown)
9. Sims Legion Park, Gastonia, N.C.
10. Seminole Field, Tallahassee, Fla.
11. Luther Williams Field, Macon, Ga.
12. Americus, Ga. (unknown field)
13. Nat Buring Field, Memphis, Tenn.
14. Boshamer Stadium, Chapel Hill, N.C.
15. Durham Athletic Park, Durham, N.C.
16. Smith-Wills Stadium, Jackson, Miss.
17. Dick Howser Stadium, Tallahassee, Fla.
18. Rainbow Stadium, Honolulu, Hawaii
19. Mark Light Stadium, Miami, Fla.
20. Municipal Stadium, West Palm Beach, Fla.
21. Municipal Stadium, Greenville, S.C.
22. Tiger Field, Douglas, Ga.
23. Barnson Field/Wilson Stadium, Las Vegas, Nev.
24. Douglasville, Ga. (field unknown)
25. Gainesville, Ga. (field unknown)
26. Hubert H. Humphrey Metrodome, Minneapolis, Minn.
27. McKethan Stadium-Perry Field, Gainesville, Fla.
28. Alex Box Stadium, Baton Rouge, La.
29. Louisiana Superdome, New Orleans, La.
30. Osceola County Stadium, Kissimmee, Fla.
31. Titan Field, Fullerton, Calif.
32. Eck Stadium-Tyler Field, Wichita, Kan.
33. Rosenblatt Stadium, Omaha, Neb.
34. Durham Bulls Athletic Park, Durham, N.C.
35. Lindsey Nelson Stadium, Knoxville, Tenn.
36. Griffith Stadium, Charlotte, N.C.
37. Al Lang Stadium, St. Petersburg, Fla.
38. Dudy Noble Field, Starkville, Miss.
39. Disney's Wide World of Sports, Lake Buena Vista, Fla.
40. Knight's Stadium, Fort Mill, S.C.
41. Reckling Park, Houston, Tex.
42. Frank Foley Field, Athens, Ga.
43. Coastal Federal Field, Myrtle Beach, S.C.
44. Salem Memorial Stadium, Salem, Va.
45. Turner Field, Atlanta, Ga.
46. Grayson Stadium, Savannah, Ga.
47. Ripken Stadium, Aberdeen, Md.
48. Baseball Grounds of Jacksonville, Jacksonville, Fla.
49. USA Baseball National Training Complex, Cary, N.C.
50. NewBridge Bank Park, Greensboro, N.C.
51. The Winthrop Ballpark, Rock Hill, S.C.
52. Hawkins Field, Nashville, Tenn.
53. Swayze Field, Oxford, Miss.
54. Springs Brooks Stadium, Conway, S.C.
55. SunTrust Park, Atlanta, Ga.
56. Louisville Slugger Field, Louisville, Ky.
57. Patterson Stadium, Louisville, Ky.

Akron
(3-0-0)
H: 3-0, A: 0-0, N: 0-0
2-15-2013 . . . .hW. 3-0
2-16-2013 . . . .hW. 10-3
2-17-2013 . . . .hW. 5-3

Alabama
(30-39-1)
H: 14-14-1, A: 12-23, N: 4-2
4-8-1904 . . . . .hW. 8-4
4-9-1904 . . . . .hW. 11-4
4-9-1904 . . . . .hW. 8-3
5-8-1908 . . . . .aL 1-5
5-9-1908 . . . . .aL (10) 0-1
5-10-1908 . . . .aL 3-10
4-2-1910 . . . . .aL 3-4
4-3-1910 . . . . .aW. 3-1
4-28-1911 . . . .aW. 4-3
4-29-1911 . . . . .aL 1-2
4-25-1913 . . . .aL 3-7
4-26-1913 . . . .aL 4-5
4-24-1914 . . . .aL 2-11
4-25-1914 . . . .aW. 12-8
4-25-1914 . . . .aW. 7-0
5-1-1914 . . . . .hW. 4-3
5-2-1914 . . . . .hW. 5-4
4-9-1915 . . . . .hL 1-2
4-10-1915 . . . .hW. 7-6
5-1-1919 . . . . .aL 1-11
5-1-1919 . . . . .aL 2-6
4-25-1923 . . . .aW. 6-3
4-26-1923 . . . .6W. 11-2
5-9-1924 . . . . .hL (10) 6-8
4-17-1925 . . . .aW. 9-2
4-18-1925 . . . .aL 10-17
4-14-1926 . . . .hW. 7-5
4-15-1926 . . . .hT (10) 8-8
4-16-1926 . . . .6W. 12-6
4-17-1926 . . . .6W. 12-10
4-20-1927 . . . .hW. 9-4
4-21-1927 . . . .hW. 7-6
4-22-1927 . . . .aL 5-8
4-23-1927 . . . .aW. 6-3
4-25-1928 . . . .aL 3-4
4-26-1928 . . . .aW. 5-3
4-28-1928 . . . .hL 1-7
4-24-1929 . . . .hL 4-7
4-25-1929 . . . .hL 3-9
4-26-1929 . . . .aL 3-6
4-27-1929 . . . .aW. 4-2
4-21-1930 . . . .hW. 7-6
4-22-1930 . . . .hL 2-7
4-25-1930 . . . .aL 2-16
4-26-1930 . . . .aL 3-15
4-14-1933 . . . .aL 2-6
4-25-1933 . . . .hW. 6-4
4-13-1934 . . . .aW. 9-5
4-14-1934 . . . .aL 2-11
4-20-1934 . . . .hL 3-4
4-21-1934 . . . .hL 1-8
4-2-1935 . . . . .aL 3-10
4-26-1937 . . . .hL 1-7
4-27-1937 . . . .hL 1-3
4-27-1938 . . . .aL 3-6
4-28-1938 . . . .aL 3-9
4-9-1943 . . . . .hL 1-10
5-14-1943 . . . .aW. 15-4
5-15-1943 . . . .aL 2-6
5-9-1957 . . . . .aW+. 5-4
5-10-1957 . . . .hL+ 10-11
5-13-1957 . . . .hW+ 10-1
5-25-1986 . . . .19W* 12-6
5-25-1991 . . . .17L*. 4-8
2-9-1996 . . . . .30L 2-7
6-05-2010 . . . .hW* 5-2
6-06-2010 . . . .hL*. 1-8
6-07-2010 . . . .hL*. 8-10
3-13-2018 . . . .aL 7-12
3-20-2018 . . . .hW. 6-4

Alabama State
(1-0)
H: 1-0, A: 0-0, N: 0-0
3-26-2008 . . . .hW. 17-4

Albany
(1-0)
H: 0-0, A: 0-0, N: 1-0
2-22-2015 . . . .54W. 9-8

Alma College
(2-2)
H: 2-2, A: 0-0, N: 0-0
3-20-1968 . . . .hW. 14-3
3-21-1968 . . . .hL 4-5
3-25-1970 . . . .hL 7-8
3-26-1970 . . . .hW. 10-1

Anderson College
(3-1)
H: 3-1, A: 0-0, N: 0-0
4-11-1968 . . . .hW. 16-4
4-12-1968 . . . .hW. 14-10
3-29-1975 . . . .hW. 11-5
4-2-1980 . . . . .hL 5-9

Appalachian State
(16-1)
H: 16-1, A: 0-0, N: 0-0
3-24-1978 . . . .hW. 19-13
3-9-1980 . . . . .hL 3-10
3-9-1983 . . . . .hW. 11-10
3-3-1984 . . . . .hW. 6-4
4-21-1987 . . . .hW. 9-1
3-7-1989 . . . . .hW. 15-3
3-8-1989 . . . . .hW. 16-8
3-6-1990 . . . . .hW. 6-5
3-7-1990 . . . . .hW. 9-1
3-5-1991 . . . . .hW. 10-0
3-6-1991 . . . . .hW. 20-9
2-25-1992 . . . .hW. 9-4
2-26-1992 . . . .hW. 8-3
3-30-1993 . . . .hW. 10-2
3-31-1993 . . . .hW. 7-2
3-8-1994 . . . . .hW. 22-4
3-9-1994 . . . . .hW. 22-4

Arizona
(0-2)
H: 0-0, A: 0-0, N: 0-2
3-31-1989 . . . .26L 1-3
4-2-1989 . . . . .26L 4-12

Arizona State
(0-1)
H: 0-0, A: 0-0, N: 0-1
5-25-1998 . . . .32L*. 1-3

Arkansas
(2-1)
H: 0-0, A: 0-0, N: 2-1
5-26-1985 . . . .17L*. 5-7
3-6-1993 . . . . .26W. 3-2
5-23-1998 . . . .32W* 2-0

Arkansas-Pine Bluff
(1-0)
H: 1-0, A: 0-0, N: 0-0
2-27-18 . . . . . .hW. 8-0

Armstrong State
(4-2)
H: 3-2, A: 1-0, N: 0-0
5-8-1981 . . . . .hW. 11-8
2-26-1986 . . . .hL 12-13
2-27-1986 . . . .hL (10) 6-7
4-14-1987 . . . .hW. 19-15
4-22-1988 . . . .hW. 8-6
2-23-2003 . . . .aW. 12-4

Army
(2-1-1)
H: 0-0, A: 0-0, N: 2-1-1
3-24-1960 . . . .8W. 13-0
3-25-1960 . . . .8W. 5-2
3-23-1961 . . . .8T 2-2
3-24-1961 . . . .8L (7) 6-7

Atlanta Athletic Club
(1-0)
H: 1-0, A: 0-0, N: 0-0
3-28-1903 . . . .hW#. 11-3

Atlanta Braves
(0-12-1)
H: 0-0, A: 0-0, N: 0-12-1
4-6-1977 . . . . .1L# 0-7
4-5-1978 . . . . .1L# 3-13
4-4-1979 . . . . .1L# 0-5
3-5-1987 . . . . .20L# 3-9
3-2-1989 . . . . .20L# 0-3
3-4-1993 . . . . .20L# 2-14
3-2-1995 . . . . .20L# 1-5
2-27-1997 . . . .20L# 2-7
3-4-1999 . . . . .39L# 5-15
3-1-2001 . . . . .39L# 4-18
2-27-2003 . . . .39T# (4) 3-3
3-2-2005 . . . . .39L# 0-12
2-28-2007 . . . .39L# 0-5

Atlanta Colts
(0-2)
H: 0-0, A: 0-0, N: 0-2
4-12-1895 . . . .nL# 4-16
4-15-1896 . . . .nL# 8-20

Atlanta Crackers
(0-5-1)
H: 0-0, A: 0-4-1, N: 0-1
4-21-1903 . . . .aL# 5-22
4-24-1903 . . . .aL# 1-16
3-23-1904 . . . .aL# 1-6
3-12-1927 . . . .aL# 2-6
3-25-1929 . . . .aT# 6-6
4-2-1956 . . . . .2L# 4-6

Atlanta Pretzels
(0-1)
H: 0-0, A: 0-1, N: 0-0
4-9-1902 . . . . .aL# 1-12

Atlanta Spellers
(0-1)
H: 0-0, A: 0-1, N: 0-0
4-8-1898 . . . . .aL# 2-5

Auburn
(109-122-5)
H: 64-50-2, A: 42-65-2, N: 3-7-1
4-10-1897 . . . .aL 4-6
4-16-1898 . . . .aW. 4-3
4-8-1899 . . . . .aW. 10-8
4-22-1899 . . . .hW. 6-4
5-5-1900 . . . . .aL 4-9
5-4-1901 . . . . .hW. 15-12
4-25-1903 . . . .hW. 8-7
4-23-1904 . . . .hW. 4-3
5-5-1905 . . . . .hL 0-1
5-6-1905 . . . . .hL 2-4
5-11-1906 . . . .hL (11) 1-2
5-12-1906 . . . .hW. 5-0
5-12-1906 . . . .hW (8) 4-0
5-10-1907 . . . .aL 2-3
5-11-1907 . . . .aW (12) 2-0
5-12-1907 . . . .aL (7) 1-4
5-1-1908 . . . . .hL 0-1
5-2-1908 . . . . .hW. 7-2
5-11-1908 . . . .aW. 6-0
5-12-1908 . . . .aL 3-8
4-29-1909 . . . .aL 0-6
4-30-1909 . . . .aW. 8-2
5-7-1909 . . . . .hL 0-2
5-8-1909 . . . . .hW. 6-5
4-15-1910 . . . .aL 1-16
5-6-1910 . . . . .hW. 3-1
4-17-1911 . . . .hW. 4-1
4-18-1911 . . . .hW. 9-4
5-2-1912 . . . . .hW. 3-2
5-3-1912 . . . . .hL 5-7
5-4-1912 . . . . .hW. 5-3
4-18-1913 . . . .aL 2-3
4-19-1913 . . . .aW. 11-4
4-19-1913 . . . .aL 3-4
3-27-1914 . . . .hL 4-9
3-28-1914 . . . .hW. 10-5
4-16-1915 . . . .aT 6-6
4-17-1915 . . . .aW. 12-2
4-18-1915 . . . .aW. 7-1
4-14-1916 . . . .hW. 6-4
4-15-1916 . . . .hL 9-10
4-16-1916 . . . .hL 0-3
4-14-1917 . . . .aL (10) 4-5
4-14-1917 . . . .aL 1-4
4-12-1918 . . . .aW. 8-4
4-13-1918 . . . .aL 4-10
4-20-1918 . . . .aW. 8-3
4-21-1918 . . . .aL (5) 0-6
4-11-1919 . . . .hW. 2-1
4-12-1919 . . . .hW. 4-2
4-16-1920 . . . .aW. 6-2
4-17-1920 . . . .aL 4-5
4-15-1921 . . . .hW. 8-3
4-19-1921 . . . .hW. 7-6
4-1-1922 . . . . .hL 6-7
4-15-1922 . . . .aL 5-8
4-16-1922 . . . .aW. 5-4
4-14-1923 . . . .hL 3-7
4-23-1923 . . . .aT (5) 2-2
4-24-1923 . . . .6T (6) 1-1
4-5-1924 . . . . .aW. 17-5
4-6-1924 . . . . .aW. 2-0
5-14-1924 . . . .hW. 7-6
5-15-1924 . . . .hW. 2-0
4-24-1925 . . . .hW. 25-2
4-25-1925 . . . .aW. 10-8
4-9-1926 . . . . .hW. 5-0
4-10-1926 . . . .hW. 13-7
4-8-1927 . . . . .6L 2-10
4-9-1927 . . . . .6L 5-7
4-17-1928 . . . .aL 4-15
4-18-1928 . . . .aW. 11-2
4-21-1928 . . . .hW. 7-5
4-3-1929 . . . . .aL 3-23
4-4-1929 . . . . .aL 10-16
4-19-1929 . . . .hW. 12-7
4-20-1929 . . . .hW. 8-3
4-16-1930 . . . .hL 4-7
4-17-1930 . . . .hW. 6-2
4-24-1931 . . . .hW. 11-7
4-25-1931 . . . .hL 8-13
5-11-1931 . . . .aL 5-11
5-12-1931 . . . .aL 0-13
4-15-1932 . . . .hT 6-6
4-16-1932 . . . .hL 10-12
4-16-1932 . . . .hW. 5-4
4-29-1932 . . . .aL (10) 7-8
4-7-1933 . . . . .hW. 4-3
4-8-1933 . . . . .hL 7-11
4-28-1933 . . . .aL (10) 3-4
4-29-1933 . . . .aL 5-9
4-6-1934 . . . . .hW. 10-4
4-7-1934 . . . . .hL 4-7
4-28-1934 . . . .aL 0-1
4-22-1935 . . . .aW. 6-3
4-23-1935 . . . .aW. 4-3
4-7-1937 . . . . .hL 2-3
5-1-1937 . . . . .aL 5-6
5-1-1937 . . . . .aW (7) 3-2
4-29-1938 . . . .aW. 9-6
4-30-1938 . . . .aL 2-9
5-11-1938 . . . .hW. 6-2
5-12-1938 . . . .hW. 5-4
4-14-1939 . . . .aL 2-5
4-15-1939 . . . .aL 4-11
5-1-1939 . . . . .hL 2-11
5-2-1939 . . . . .hW. 5-4
4-5-1940 . . . . .hW. 4-2
4-6-1940 . . . . .hL 1-7
4-20-1940 . . . .aL 0-2
4-16-1941 . . . .aW. 5-3
4-17-1941 . . . .aW. 7-4
4-28-1941 . . . .hL 6-9
4-29-1941 . . . .hL 3-7
4-10-1942 . . . .aL 1-7
4-11-1942 . . . .aL 4-8
4-20-1942 . . . .hW. 15-10
4-21-1942 . . . .hL 9-11
5-19-1947 . . . .aL 4-8
5-20-1947 . . . .aL 4-17
5-26-1947 . . . .hW. 12-2
5-27-1947 . . . .hL 5-14
4-16-1948 . . . .aL 4-17
4-17-1948 . . . .aW. 10-8
5-17-1948 . . . .hW. 13-8
5-18-1948 . . . .hW. 12-6
4-15-1949 . . . .hL 8-12
4-16-1949 . . . .hW. 5-3
4-25-1949 . . . .aW. 8-2
4-26-1949 . . . .aL 3-4
4-14-1950 . . . .aL 5-9
4-15-1950 . . . .aW. 9-8
5-5-1950 . . . . .hW. 8-4
5-6-1950 . . . . .hL 3-8
3-30-1951 . . . .hL 2-23
3-31-1951 . . . .hW. 11-9
4-28-1951 . . . .aL 1-6
3-31-1952 . . . .hT 4-4
4-1-1952 . . . . .hL 4-11
4-4-1952 . . . . .aW. 10-3
4-5-1952 . . . . .aW. 3-2
3-30-1953 . . . .hW. 6-5
3-31-1953 . . . .hL 7-14
4-13-1953 . . . .aL 4-11
4-14-1953 . . . .aW. 8-5
4-9-1954 . . . . .hL 2-5
4-10-1954 . . . .hW. 6-4
5-7-1954 . . . . .aW. 9-6
5-8-1954 . . . . .aL 9-21
4-1-1955 . . . . .aW. 5-3
4-2-1955 . . . . .aL 3-7
4-18-1955 . . . .hL 8-13
4-19-1955 . . . .hW. 12-7
4-27-1956 . . . .aL 0-1
4-28-1956 . . . .aL 3-9
4-28-1956 . . . .aW. 10-1
4-26-1957 . . . .hW. 2-1
4-27-1957 . . . .hL 2-3
4-27-1957 . . . .hW. 8-7
4-11-1958 . . . .aL 11-14
4-12-1958 . . . .aL 3-11
4-18-1958 . . . .hL (12) 2-3
4-19-1958 . . . .hL 0-15
4-10-1959 . . . .aW. 7-2
4-11-1959 . . . .aL 4-9
4-17-1959 . . . .hW. 5-1
4-1-1960 . . . . .hW. 3-2
4-2-1960 . . . . .hL 4-5
4-22-1960 . . . .aW. 7-6
4-23-1960 . . . .aW. 12-0
4-1-1961 . . . . .hL 6-7
4-1-1961 . . . . .hL (7) 10-12
4-21-1961 . . . .aL 13-24
4-22-1961 . . . .aL 5-9
3-23-1962 . . . .aL 1-9

SERIES HISTORY

3-24-1962 . . . .aL 2-3
3-30-1962 . . . .hL 6-8
3-29-1963 . . . .hL 3-11
3-30-1963 . . . .hL 3-5
4-9-1963 . . . .aL 0-4
4-10-1963 . . . .aL 4-6
4-10-1964 . . . .hL 4-10
4-11-1964 . . . .hL 6-8
5-8-1964 . . . .aL 1-5
5-9-1964 . . . .aL 2-10
4-9-1965 . . . .aL 3-12
4-10-1965 . . . .aL 0-4
5-7-1965 . . . .hW. 5-4
5-8-1965 . . . .hW. 13-5
4-23-1966 . . . .aL (7) 1-2
4-23-1966 . . . .aW (7) 8-2
5-17-1966 . . . .hL 0-1
5-18-1966 . . . .hW. 13-3
4-14-1967 . . . .hL (13) 2-4
4-15-1967 . . . .hL (12) 6-9
5-19-1967 . . . .aW. 12-8
5-20-1967 . . . .aL 6-8
5-15-1974 . . . .12L 7-11
5-21-1975 . . . .12L 5-6
5-18-1976 . . . .12L 4-6
5-17-1977 . . . .12L 6-7
5-16-1978 . . . .12W. 10-8
5-15-1979 . . . .12W. 7-6
5-12-1982 . . . .hW. 8-6
4-14-1983 . . . .hW. 16-7
5-4-1983 . . . .aL (10) 3-4
5-4-1984 . . . .hW. 8-5
4-4-1985 . . . .hW. 12-5
4-24-1985 . . . .aL 5-6
4-23-1986 . . . .hW. 6-4
4-28-1986 . . . .aL (10) 7-8
4-28-1987 . . . .hL 6-11
5-6-1987 . . . .aW. 9-5
3-8-1988 . . . .hL 3-14
2-28-1989 . . . .aL 7-9
4-18-1989 . . . .hW. 14-6
2-5-1993 . . . .30W. 5-4
1-29-1999 . . . .39L 12-17
3-6-2001 . . . .aL 0-4
4-17-2001 . . . .hW. 11-1
4-9-2002 . . . .aW. 9-5
4-16-2002 . . . .hW. 10-4
3-11-2003 . . . .aW. 4-2
3-18-2003 . . . .hL 5-7
3-2-2004 . . . .aL 2-6
3-30-2004 . . . .hW. 20-5
3-23-2005 . . . .hL (11) 6-7
4-5-2005 . . . .aW. 3-2
2-24-2015 . . . .aL 1-7
3-24-2015 . . . .hW. 4-1
3-8-2016 . . . .aW. 4-1
3-15-2016 . . . .hL 3-14
3-21-2017 . . . .hL 4-7
4-4-2017 . . . .aW. 11-8

Augusta State
(14-3)
H: 12-1, A: 2-2, N: 0-0
3-12-1982 . . . .hL (7) 1-3
3-12-1982 . . . .hW (8) 6-5
4-11-1985 . . . .hW. 15-4
4-10-1986 . . . .hW. 12-4
5-5-1986 . . . .aW. 13-0
4-7-1987 . . . .aL 4-7
5-3-1987 . . . .hW. 18-8
5-4-1987 . . . .hW. 14-7
4-27-1988 . . . .aL 6-7
4-30-1988 . . . .hW. 3-1
5-1-1988 . . . .hW. 13-3
4-23-1989 . . . .hW. 15-4
4-25-1989 . . . .hW. 18-0
4-23-1990 . . . .hW. 15-2
4-24-1990 . . . .hW. 4-2
4-3-1991 . . . .aW. 8-1
5-5-1991 . . . .hW (8) 6-1

Austin Peay
(2-1)
H: 1-1, A: 0-0, N: 1-0
5-24-1996 . . . .28W* 14-3
6-3-2011 . . . .hL*. 1-2
6-5-2011 . . . .hW* 12-2

Baldwin-Wallace
(1-0)
H: 1-0, A: 0-0, N: 0-0
3-24-1977 . . . .hW. 9-2

Ball State
(4-0)
H: 4-0, A: 0-0, N: 0-0
2-28-1983 . . . .hW. 8-4
3-1-1983 . . . .hW (7) 14-4
3-1-1983 . . . .hW (7) 12-0
2-26-1985 . . . .hW. 21-11

Baptist
(3-0)
H: 3-0, A: 0-0, N: 0-0
4-13-1977 . . . .hW. 17-16
4-14-1977 . . . .hW. 3-2
4-26-1988 . . . .hW. 15-1

Belmont
(2-1)
H: 2-1, A: 0-0, N: 0-0
3-3-2017 . . . .hW. 12-3
3-4-2017 . . . .hW. 10-2
3-5-2017 . . . .hL 5-11

Berry
(4-3)
H: 3-2, A: 1-1, N: 0-0
5-14-1965 . . . .hW. 7-1
5-19-1966 . . . .hW. 10-3
5-12-1967 . . . .aW. 3-1
5-17-1967 . . . .hL 3-5
4-25-1968 . . . .hW. 10-9
5-14-1969 . . . .aL 0-1
5-14-1970 . . . .hL 4-7

Bethune-Cookman
(1-0)
H: 0-0, A: 0-0, N: 1-0
6-4-2016 . . . .27W* 12-3

Bingham-Mebane
(2-2)
H: 2-1, A: 0-1, N: 0-0
5-3-1906 . . . .aL# 4-8
3-30-1917 . . . .hW. 4-3
3-31-1917 . . . .hW. 11-2
3-31-1917 . . . .hL (7) 3-4

Boston College
(18-12)
H: 10-3, A: 7-8, N: 1-1
4-28-2006 . . . .aW. 12-4
4-29-2006 . . . .aL 4-5
4-30-2006 . . . .al 1-5
3-16-2007 . . . .hW. 10-0
3-17-2007 . . . .hW. 5-2
3-18-2007 . . . .hL 2-9
3-29-2008 . . . .aW. 5-2
3-29-2008 . . . .aW. 13-2
3-30-2008 . . . .aW. 3-2
3-13-2009 . . . .hW. 5-4
5-21-2009 . . . .34L+ 3-7
5-20-2010 . . . .aW. 15-8
5-21-2010 . . . .aW. 7-5
5-22-2010 . . . .aL 3-6
4-22-2011 . . . .hW. 2-0
4-23-2011 . . . .hW. 8-1
4-24-2011 . . . .hW. 10-8
3-23-2012 . . . .aL 7-15
3-24-2012 . . . .aL 3-4
3-24-2012 . . . .aW. 2-1
3-15-2013 . . . .hW. 12-5
3-16-2013 . . . .hW. 11-3
3-17-2013 . . . .hW. 9-1
4-17-2015 . . . .aL 0-1
4-18-2015 . . . .aL 1-6
4-19-2015 . . . .aL 0-4
5-19-2016 . . . .hW. 6-3
5-21-2016 . . . .hL 3-8
5-21-2016 . . . .hL 6-7
5-24-2016 . . . .15W+ 6-0

Bowling Green
(4-3)
H: 4-3, A: 0-0, N: 0-0
3-28-1969 . . . .hL (11) 5-6
3-20-1971 . . . .hW. 7-2
3-24-1973 . . . .hL 1-2
3-23-1974 . . . .hL 2-3
2-28-2014 . . . .hW. 3-2
3-1-2014 . . . .hW. 8-3
3-2-2014 . . . .hW. 8-5

Bradley
(0-1)
H: 0-1, A: 0-0, N: 0-0
2-17-2018 . . . .hL 7-10

Buffalo
(0-2)
H: 0-2, A: 0-0, N: 0-0
3-18-1915 . . . .hL# 2-7
3-19-1915 . . . .hL# 0-8

BYU
(1-0)
H: 1-0, A: 0-0, N: 0-0
2-17-2017 . . . .hW. 5-3

Cal State Fullerton
(3-3)
H: 0-0, A: 0-2, N: 3-1
3-5-1993 . . . .26W (11) . . . 7-6
2-27-1994 . . . .aL 0-2
6-3-1994 . . . .33W$. 2-0
6-8-1994 . . . .33W$ (12) . . 3-2
2-28-2004 . . . .aL 1-7
6-18-2006 . . . .33L$ 5-7

California
(0-2)
H: 0-0, A: 0-0, N: 0-2
5-24-1992 . . . .27L*. 2-3
5-25-1995 . . . .35L*. 3-4

Camp Gordon
(1-0)
H: 1-0, A: 0-0, N: 0-0
3-22-1919 . . . .hW#. 11-4

Campbell
(4-0)
H: 4-0, A: 0-0, N: 0-0
3-2-1982 . . . .hW. 12-11
3-5-1990 . . . .hW. 8-6
3-4-2003 . . . .hW. 5-3
3-5-2003 . . . .hW. 3-1

Centenary
(1-0)
H: 1-0, A: 0-0, N: 0-0
4-5-1977 . . . .hW. 18-3

Central
(4-0)
H: 4-0, A: 0-0, N: 0-0
5-17-1901 . . . .hW (f) 9-0
5-18-1901 . . . .hW. 15-6
5-15-1908 . . . .hW. 14-2
5-16-1908 . . . .hW. 7-0

Central Florida
(1-2)
H: 0-0, A: 0-0, N: 1-2
5-25-1989 . . . .27L*. 4-6
2-6-1993 . . . .30W. 13-2
2-11-1996 . . . .30L 7-8

Central Michigan
(2-0)
H: 1-0, A: 0-0, N: 1-0
3-7-1985 . . . .hW. 11-6
5-23-1985 . . . .17W* 7-6

Charleston Southern
(12-1)
H: 12-1, A: 0-0, N: 0-0
2-10-1995 . . . .hW (7) 14-1
2-11-1995 . . . .hW (7) 8-4
2-11-1995 . . . .hW (7) 6-1
3-25-1997 . . . .hW (11) . . 12-11
3-26-1997 . . . .hW. 16-6
2-11-1998 . . . .hL 4-10
3-2-1999 . . . .hW. 22-4
3-3-1999 . . . .hW. 20-13
3-28-2000 . . . .hW. 6-3
3-29-2000 . . . .hW. 12-5
5-4-2001 . . . .hW. 9-4
5-5-2001 . . . .hW. 9-3
5-6-2001 . . . .hW. 10-5

Charlotte
(5-0)
Formerly: UNC-Charlotte
H: 4-0, A: 1-0, N: 0-0
4-12-1982 . . . .aW. 12-9
3-3-1998 . . . .hW. 12-4
5-5-2012 . . . .hW. 9-0
5-6-2012 . . . .hW. 6-3
5-6-2012 . . . .hW (11) 6-5

Chattanooga
(3-2)
Formerly: UT-Chattanooga
H: 2-1, A: 1-1, N: 0-0
4-6-1968 . . . .hL 4-5
4-12-1969 . . . .aL 5-8
4-19-1969 . . . .hW. 9-0
3-28-1973 . . . .aW. 4-1
4-15-1974 . . . .hW. 9-0

Chicopee Mills
(1-1)
H: 0-1, A: 0-0, N: 1-0
8-25-1946 . . . .25W. 10-9
8-29-1946 . . . .hL 1-6

Cincinnati
(8-0)
H: 7-0, A: 0-0, N: 1-0
3-25-1921 . . . .hW. 18-0
3-26-1921 . . . .hW. 17-5
4-17-1935 . . . .hW. 1-0
5-12-1978 . . . .10W+ 6-5
3-17-1984 . . . .hW. 16-2
2-20-1998 . . . .hW. 17-1
2-21-1998 . . . .hW. 19-2
2-22-1998 . . . .hW. 9-6

The Citadel
(2-0)
H: 2-0, A: 0-0, N: 0-0
4-12-2000 . . . .hW. 13-3
3-26-2013 . . . .hW. 5-4

Clemson
(109-114-3)
H: 74-44-2, A: 24-51-1, N: 11-19
4-12-1902 . . . .hW. 12-4
4-11-1903 . . . .hL 1-5
4-22-1904 . . . .hL 1-6
5-14-1904 . . . .aL 1-11
4-22-1905 . . . .hW. 5-4
4-22-1905 . . . .hL 3-5
3-24-1906 . . . .hW. 3-1
4-30-1906 . . . .aW. 6-0
4-5-1907 . . . .hW. 4-2
4-6-1907 . . . .hT (11) 2-2
4-3-1908 . . . .hW. 4-3
4-4-1908 . . . .hW (11) 5-4
5-13-1910 . . . .hW. 5-0
5-14-1910 . . . .hW (7) 4-0
5-15-1910 . . . .hW (7) 11-3
4-12-1912 . . . .hL 4-6
4-13-1912 . . . .hW. 4-2
3-28-1913 . . . .hW. 3-0
3-29-1913 . . . .hW. 3-1
4-25-1917 . . . .5W. 3-2
4-26-1917 . . . .5W. 5-1
4-5-1919 . . . .hW. 5-0
4-6-1919 . . . .hW. 9-3
4-23-1920 . . . .hW. 2-1
4-24-1920 . . . .hW (10) 5-4
4-1-1921 . . . .hW. 7-0
4-2-1921 . . . .hW. 10-1
3-24-1922 . . . .hW. 9-4
3-25-1922 . . . .hW. 6-2
3-20-1925 . . . .hW. 4-0
3-21-1925 . . . .hW. 6-0
3-19-1926 . . . .hW. 5-2
3-20-1926 . . . .hL (10) 5-6
3-18-1927 . . . .hW. 11-5
3-19-1927 . . . .hW. 10-1
3-23-1928 . . . .hW. 14-4
3-24-1928 . . . .hW. 7-5
4-12-1929 . . . .hW. 5-2
4-13-1929 . . . .hL 4-7
3-28-1930 . . . .hW. 10-9
3-29-1930 . . . .hW. 4-1
4-5-1935 . . . .aL 0-4
4-26-1935 . . . .hL 2-10
4-27-1935 . . . .hW. 6-0
4-27-1935 . . . .hW. 2-1
4-24-1943 . . . .hL 4-5
5-7-1943 . . . .aW. 14-6
5-8-1943 . . . .aL 10-11
4-15-1955 . . . .hW. 6-4
4-16-1955 . . . .aL 4-8
4-18-1956 . . . .aW. 21-6
4-25-1956 . . . .hW. 2-1
5-6-1957 . . . .hL 0-5
5-7-1957 . . . .aL (10) 6-7
4-8-1958 . . . .hW. 8-1
6-4-1959 . . . .9L*. 6-9
3-31-1960 . . . .aL 0-10
5-2-1961 . . . .hL 5-15
4-21-1962 . . . .hL 6-9
4-21-1962 . . . .hL (7) 4-18
3-27-1963 . . . .hL 4-6
4-3-1963 . . . .aW. 10-8
4-14-1964 . . . .aL 4-22
5-14-1964 . . . .hW. 4-3
4-3-1965 . . . .aL 2-4
4-3-1965 . . . .aT 6-6
5-11-1965 . . . .hT 4-4
4-18-1966 . . . .aL 9-14
5-20-1966 . . . .hW. 4-1
4-4-1967 . . . .aL 1-10
5-6-1967 . . . .hL 0-4
4-15-1968 . . . .aL 3-6
5-4-1968 . . . .hW. 7-0
4-14-1969 . . . .aW. 4-3
4-7-1970 . . . .aL 6-17
5-7-1970 . . . .hW. 7-1
4-13-1971 . . . .hW. 8-4
4-21-1971 . . . .aW. 4-1
4-9-1972 . . . .aL 0-1
4-3-1974 . . . .hW. 11-7
4-9-1974 . . . .aL 3-12
4-17-1974 . . . .aL 8-10
4-8-1975 . . . .hL 3-10
4-22-1975 . . . .hL 3-18
4-5-1976 . . . .hL 3-12
4-12-1976 . . . .hL 10-12
4-8-1977 . . . .hL 7-8
4-7-1978 . . . .hL 9-13
4-13-1978 . . . .aW. 2-1
4-11-1979 . . . .hL 6-14
4-18-1979 . . . .aL 2-20
4-3-1980 . . . .aL 1-18
4-9-1980 . . . .hW. 12-10
4-2-1981 . . . .aL 4-6
4-7-1981 . . . .hL 5-10
4-22-1981 . . . .14L+ 6-7
4-1-1982 . . . .aL 4-17
4-7-1982 . . . .hL 2-10
4-22-1982 . . . .14L+ 2-16
4-7-1983 . . . .hW. 7-6
4-17-1983 . . . .aL 6-19
3-27-1984 . . . .aL 1-5
4-11-1984 . . . .hL 2-7
4-3-1985 . . . .aL 2-4
4-10-1985 . . . .hW. 9-8
4-19-1985 . . . .hW+ 12-9
4-20-1985 . . . .hW+ 7-5
4-22-1986 . . . .hL 3-6
5-7-1986 . . . .aW. 7-0
5-15-1986 . . . .15W+ 16-5
4-8-1987 . . . .hW. 4-2
4-15-1987 . . . .aW. 7-6
4-22-1987 . . . .hW. 12-2
5-16-1987 . . . .21W+ 7-1
4-6-1988 . . . .aL 3-7
4-13-1988 . . . .hL 2-4
4-21-1988 . . . .aL 4-7
4-12-1989 . . . .hL 5-7
4-19-1989 . . . .aL 5-16
4-26-1989 . . . .hW. 11-4
5-14-1989 . . . .21L+ 3-9
4-27-1990 . . . .hL 12-14
4-28-1990 . . . .aW. 8-3
4-29-1990 . . . .hL 10-17
4-26-1991 . . . .aL (10) 8-9
4-27-1991 . . . .hL 0-8
4-28-1991 . . . .aW. 11-6
5-13-1991 . . . .21L+ 5-6
5-14-1991 . . . .21L+ 8-24
4-24-1992 . . . .hW. 6-2
4-25-1992 . . . .hW (10) 7-6
4-26-1992 . . . .hL 4-5
5-12-1992 . . . .21L+ 4-5
4-23-1993 . . . .aW. 11-0
4-24-1993 . . . .aW. 10-5
4-25-1993 . . . .aW. 6-0
5-17-1993 . . . .21L+ 8-9
5-13-1994 . . . .hL (10) 8-9
5-14-1994 . . . .hW. 20-4
5-15-1994 . . . .hL 4-7
5-20-1994 . . . .21L+ 6-9
4-28-1995 . . . .aL 5-8
4-29-1995 . . . .aL 1-6
4-30-1995 . . . .aL 5-6
5-10-1996 . . . .hL (10) 8-9
5-11-1996 . . . .hW. 4-0
5-12-1996 . . . .hL 2-9
5-16-1996 . . . .14L+ 1-6
4-25-1997 . . . .aL 4-7
4-26-1997 . . . .aW. 19-4
5-15-1997 . . . .37L+ 4-7
5-3-1998 . . . .hW. 7-6
5-4-1998 . . . .hW. 9-7
5-5-1998 . . . .hW. 14-5
5-14-1998 . . . .34W+ 10-6
4-23-1999 . . . .aL 4-24
4-24-1999 . . . .aL 8-13
4-25-1999 . . . .aL 5-6
4-28-2000 . . . .hW. 7-4
4-29-2000 . . . .hW. 9-7
4-30-2000 . . . .hL 12-13
5-19-2000 . . . .40W+ 9-8
5-20-2000 . . . .40W+ 8-4
4-20-2001 . . . .aL 0-3
4-21-2001 . . . .aL 1-5
4-22-2001 . . . .aW. 5-3
5-4-2002 . . . .hL 9-12
5-5-2002 . . . .hW. 15-6
5-6-2002 . . . .hW. 11-0
5-22-2002 . . . .37L+ 0-10
6-16-2002 . . . .33L$ 7-9
4-25-2003 . . . .aL (10) 7-9
4-26-2003 . . . .aL 5-10
4-27-2003 . . . .aL 3-11
5-14-2004 . . . .hW. 8-3
5-15-2004 . . . .hW. 11-3
5-16-2004 . . . .hW. 8-4
5-27-2004 . . . .44W+(13) . 11-7
4-29-2005 . . . .aW. 18-14
4-30-2005 . . . .aL 5-6
5-1-2005 . . . .aW. 6-4
4-14-2006 . . . .hL 6-7
4-15-2006 . . . .hW. 12-3
4-16-2006 . . . .hW. 22-4
5-25-2006 . . . .48L+ 2-3
5-27-2006 . . . .48W+ (10) . . 8-7
5-27-2006 . . . .48L+ 11-16
6-16-2006 . . . .33L$ 4-8
4-27-2007 . . . .aL (11) 2-3
4-28-2007 . . . .aL 3-10
4-29-2007 . . . .aW. 6-3
5-9-2008 . . . .hW. 5-1
5-10-2008 . . . .hW. 7-1
5-11-2008 . . . .hL 6-16
5-24-2008 . . . .48L+ 4-10
4-24-2009 . . . .aW. 5-4
4-25-2009 . . . .aL 5-8
4-26-2009 . . . .aL 3-6
4-16-2010 . . . .hW(10) 8-6
4-17-2010 . . . .hW. 4-3
4-18-2010 . . . .hW. 11-3
5-29-2010 . . . .50L+ 3-9
4-29-2011 . . . .aL 2-4
4-30-2011 . . . .aW. 5-1
5-1-2011 . . . .aL 1-3
5-25-2011 . . . .34L+ 0-9
4-27-2012 . . . .hW (13) 6-5
4-28-2012 . . . .hL 7-13
4-29-2012 . . . .hL 8-11
5-26-2012 . . . .50W+ 5-1
4-26-2013 . . . .aL 3-11
4-26-2013 . . . .aL (11) 3-4
4-27-2013 . . . .aW. 14-9
5-23-2014 . . . .50W+ 3-0
4-24-2015 . . . .hW. 4-2
4-25-2015 . . . .hL 3-11
4-26-2015 . . . .hW (10) 5-4
4-22-2016 . . . .aL (10) 7-8
4-23-2016 . . . .aW. 16-1
4-24-2016 . . . .aW. 7-5
3-31-2017 . . . .hL 6-11
4-1-2017 . . . .hW. 5-1
4-2-2017 . . . .hL 6-13
3-9-2018 . . . .aL 2-3
3-10-2018 . . . .aL 3-7
3-10-2018 . . . .aL 2-13

Cleveland Indians
(0-1)
H: 0-1, A: 0-0, N: 0-0
3-29-1906 . . . .hL# 4-16

Cleveland State
(8-6)
H: 8-6, A: 0-0, N: 0-0
3-26-1971 . . . .hL 3-11
3-27-1971 . . . .hW. 8-0
3-23-1973 . . . .hW. 13-6
3-22-1974 . . . .hL 3-7
3-23-1975 . . . .hW. 6-4
3-25-1975 . . . .hL 1-10
3-22-1976 . . . .hL 6-11
3-24-1976 . . . .hW. 10-7
3-23-1977 . . . .hL 1-7
3-23-1977 . . . .hW. 7-5
3-20-1978 . . . .hW. 10-7
3-22-1978 . . . .hL 5-13
3-19-1979 . . . .hW. 4-3
3-22-1979 . . . .hW. 7-4

Coastal Carolina
(18-7)
H: 16-5, A: 0-1, N: 2-1
4-9-1978 . . . .hL (10) 8-9
2-10-1990 . . . .hW (7) 8-6
2-10-1990 . . . .hW (7) 10-2
2-11-1990 . . . .hW. 12-5
5-24-1991 . . . .17W* 11-7
2-12-1993 . . . .hW. 12-1
2-13-1993 . . . .hW. 8-4
2-14-1993 . . . .hW. 4-1
3-31-1995 . . . .hW. 12-0
4-1-1995 . . . .hW. 10-5
4-2-1995 . . . .hW. 7-6
5-25-2001 . . . .42L*. 3-5
2-22-2002 . . . .43W. 2-1
5-31-2002 . . . .hW* 6-0
5-10-2005 . . . .hL 6-7
5-2-2008 . . . .hW. 10-6
5-3-2008 . . . .hL 9-10
5-4-2008 . . . .hW. 11-4
5-3-2013 . . . .hW. 4-2
5-3-2013 . . . .hL 4-7
5-5-2013 . . . .hL 8-12
2-21-2015 . . . .aL 5-7
4-29-2016 . . . .hW. 9-1
4-30-2016 . . . .hw 9-8
5-1-2016 . . . .hw (7). 4-2

RECORDS

SERIES HISTORY

College of Charleston
(11-0)
H: 9-0, A: 0-0, N: 2-0
3-15-1991 ....hW..... 16-2
2-7-1992 ....hW..... 9-2
2-8-1992 ....hW..... 14-8
2-9-1992 ....hW..... 7-5
2-26-1993 ....hW..... 10-2
2-27-1993 ....hW..... 11-2
2-28-1993 ....hW..... 19-1
6-9-2006 ....hW*..... 5-0
6-10-2006 ....hW*..... 12-3
6-1-2012 ....27W*..... 8-4
6-3-2012 ....27W*..... 3-0

Columbus
(4-0)
H: 4-0, A: 0-0, N: 0-0
3-30-1982 ....hW..... 3-2
4-13-1983 ....hW..... 6-3
5-6-1986 ....hW..... 4-2
4-17-1988 ....hW..... 12-7

Connecticut
(7-3)
H: 5-2, A: 0-0, N: 2-1
5-27-1994 ....32W*..... 7-0
3-9-1996 ....hW..... 7-0
3-9-1996 ....hW..... 8-2
3-10-1996 ....hW..... 11-8
3-10-2000 ....hW..... 12-0
3-11-2000 ....hL..... 5-11
3-12-2000 ....hW..... 17-7
6-3-2016 ....27L*..... 6-7
6-5-2016 ....27W*..... 7-5
2-18-18 ....hL (10)..... 7-9

Cornell
(1-3)
H: 1-3, A: 0-0, N: 0-0
4-12-1901 ....hL..... 5-13
4-2-1902 ....hL..... 5-25
3-23-1991 ....hW (7)..... 10-5
3-23-1991 ....hL (7)..... 7-9

Covington Mills
(2-0)
H: 1-0, A: 1-0, N: 0-0
8-2-1946 ....hW..... 4-0
8-24-1946 ....aW..... 11-9

Creighton
(1-1)
H: 0-0, A: 0-0, N: 1-1
3-27-1990 ....18L (8)..... 4-5
3-31-1990 ....18W (10)..... 3-2

Cumberland
(1-0)
H: 1-0, A: 0-0, N: 0-0
5-24-1906 ....hW..... 11-0

Dahlonega
(2-0)
H: 2-0, A: 0-0, N: 0-0
5-4-1907 ....hW#..... 9-1
5-1-1909 ....hW..... 2-1

Dartmouth
(3-3)
H: 3-2, A: 0-0, N: 0-1
4-6-1923 ....hW (11)..... 1-0
4-7-1923 ....hW (10)..... 3-2
3-28-1924 ....hL..... 3-7
3-29-1924 ....4L (7)..... 7-11
4-3-1925 ....hW..... 7-5
4-4-1925 ....hL..... 0-1

Davidson
(12-2)
H: 11-2, A: 1-0, N: 0-0
4-5-1918 ....hL..... 1-7
4-6-1918 ....hW..... 6-1
4-30-1920 ....hW..... 6-2
5-1-1920 ....hW..... 5-0
3-29-1967 ....hW..... 14-1
3-30-1967 ....hW..... 9-0
3-2-1983 ....hW..... 10-3
3-18-1989 ....hW (7)..... 1-0
3-18-1989 ....hW (5)..... 17-0
4-30-1989 ....aW..... 12-5
3-31-1992 ....hW..... 4-3
4-6-1993 ....hW..... 6-4
4-13-1994 ....hL..... 4-6
4-4-1995 ....hW..... 7-6

DePauw
(4-0)
H: 4-0, A: 0-0, N: 0-0
3-24-1968 ....hW..... 10-3
3-29-1969 ....hW..... 15-1
3-22-1971 ....hW..... 9-2
3-22-1973 ....hW..... 13-4

Detroit Tigers
(0-2)
H: 0-2, A: 0-0, N: 0-0
3-16-1922 ....hL#..... 2-4
3-17-1922 ....hL#..... 4-7

Dortch's Bakery
(1-0)
H: 1-0, A: 0-0, N: 0-0
7-31-1946 ....hW..... 12-4

Duke
(94-38)
Formerly: Trinity College
H: 52-17, A: 33-18, N: 9-3
5-4-1903 ....hW..... 10-0
4-10-1905 ....hW (12)..... 3-2
4-6-1906 ....hL..... 0-10
4-7-1906 ....hW..... 5-1
4-10-1908 ....hL..... 0-2
4-11-1908 ....hL..... 0-5
4-16-1909 ....hW..... 3-1
4-17-1909 ....hW..... 3-2
4-21-1911 ....hL..... 2-3
4-22-1911 ....hW..... 4-1
5-5-1916 ....hW..... 14-3
5-6-1916 ....hW..... 5-0
3-23-1972 ....hW..... 21-10
3-24-1972 ....hW..... 20-1
4-11-1980 ....aL..... 2-11
4-12-1980 ....aL..... 3-4
3-9-1981 ....hL..... 1-2
3-10-1981 ....hL..... 2-3
4-10-1982 ....aL (7)..... 1-6
4-10-1982 ....aW (7)..... 5-3
3-10-1983 ....hW..... 15-8
3-11-1983 ....hL..... 4-25
4-20-1984 ....15W+ (10)..... 8-4
3-8-1985 ....hW..... 10-5
3-9-1985 ....hL..... 3-5
3-4-1986 ....aW..... 3-2
3-5-1986 ....aW..... 4-3
4-10-1987 ....aW..... 6-3
4-11-1987 ....aL..... 2-7
4-17-1987 ....hW..... 8-1
5-13-1987 ....21W+..... 3-1
4-10-1988 ....aL..... 15-16
4-16-1988 ....hW (7)..... 7-2
4-16-1988 ....hW (7)..... 5-3
4-9-1989 ....hW..... 5-0
4-29-1989 ....aW (7)..... 6-1
4-13-1990 ....hW..... 12-3
4-14-1990 ....hW..... 6-3
4-15-1990 ....hW..... 10-2
4-12-1991 ....aL..... 2-4
4-13-1991 ....aW..... 8-3
4-14-1991 ....aL..... 6-7
5-11-1991 ....21W+..... 9-7
4-10-1992 ....hL..... 5-11
4-11-1992 ....hW..... 14-2
4-12-1992 ....hW..... 6-4
5-11-1992 ....21W+..... 7-3
4-9-1993 ....aW..... 20-2
4-10-1993 ....aW..... 6-2
4-11-1993 ....aW..... 7-6
4-8-1994 ....hW..... 7-5
4-9-1994 ....hW..... 9-2
4-10-1994 ....hW..... 17-10
4-7-1995 ....aW..... 9-3
4-8-1995 ....aW..... 10-2
4-9-1995 ....34W..... 10-5
3-29-1996 ....hL..... 5-6
3-31-1996 ....hW (7)..... 15-7
3-31-1996 ....hW (7)..... 13-5
5-1-1997 ....aW..... 13-7
5-2-1997 ....aW..... 11-4
5-3-1997 ....aW..... 8-3
5-16-1997 ....37L+..... 3-5
3-27-1998 ....hW..... 9-8
3-28-1998 ....hW..... 6-5
3-29-1998 ....hW..... 12-4
5-13-1998 ....34L+..... 0-4
4-9-1999 ....aL..... 6-7
4-10-1999 ....aW..... 10-7
4-11-1999 ....aW..... 6-2
3-24-2000 ....hW..... 14-1
3-25-2000 ....hL..... 3-4
3-26-2000 ....hL..... 3-4
5-17-2000 ....40W+..... 9-3
4-6-2001 ....aW..... 9-2
4-7-2001 ....aL..... 7-8
4-8-2001 ....aW..... 13-3
5-16-2001 ....40W+..... 16-2
4-5-2002 ....hW..... 4-2
4-6-2002 ....hW (10)..... 8-7
4-7-2002 ....hW..... 15-7
5-23-2002 ....37W+..... 6-1
4-12-2003 ....aW..... 9-1
4-12-2003 ....aW..... 11-1
4-13-2003 ....aW..... 13-6
5-24-2003 ....44W+..... 23-4
5-7-2004 ....hW (10)..... 9-8
5-8-2004 ....hW..... 9-8
5-9-2004 ....hW..... 14-3
3-4-2005 ....aW..... 11-3
3-5-2005 ....aW..... 11-5
3-6-2005 ....aW..... 19-3
5-12-2006 ....hW (10)..... 7-6
5-13-2006 ....hW..... 11-8
5-14-2006 ....hW..... 18-6
3-23-2007 ....aW..... 3-2
3-24-2007 ....aL..... 0-3
3-25-2007 ....aW..... 5-1
3-21-2008 ....hW..... 5-4
3-22-2008 ....hW..... 4-2
3-23-2008 ....hL..... 3-10
5-14-2009 ....aW..... 10-3
5-15-2009 ....aL..... 4-6
5-16-2009 ....aL..... 3-5
4-2-2010 ....hW..... 13-3
4-3-2010 ....hW..... 21-5
4-4-2010 ....hW..... 9-4
4-1-2011 ....aW..... 9-2
4-2-2011 ....aL..... 3-4
4-3-2011 ....aW..... 11-5
3-31-2012 ....hW..... 1-0
3-31-2012 ....hW..... 8-0
4-1-2012 ....hL..... 3-4
4-5 2013 ....aL..... 0-2
4-6-2013 ....aW..... 2-1
4-7-2013 ....aL..... 0-3
4-4-2014 ....hW..... 7-4
4-5-2014 ....hW..... 5-1
4-6-2014 ....hW..... 1-0
5-22-2014 ....50L+..... 0-6
3-13-2015 ....aW..... 5-2
3-14-2015 ....aL..... 3-6
3-15-2015 ....aW..... 4-0
4-1-2016 ....hW..... 3-2
4-2-2016 ....hL (10)..... 13-14
4-3-2016 ....hL..... 4-10
5-12-2017 ....aL..... 5-7
5-13-2017 ....aL..... 5-12
5-14-2017 ....aW..... 5-3
5-17-2018 ....hW..... 9-6
5-18-2018 ....hW..... 20-7
5-19-2018 ....hL..... 5-12

Duquesne
(3-0)
H: 3-0, A: 0-0, N: 0-0
2-23-2007 ....hW..... 11-2
2-24-2007 ....hW..... 10-7
2-25-2007 ....hW..... 15-6

Earlham
(9-0)
H: 9-0, A: 0-0, N: 0-0
3-23-1968 ....hW..... 4-3
3-21-1971 ....hW..... 11-8
3-22-1971 ....hW..... 4-3
3-23-1971 ....hW..... 3-1
3-20-1972 ....hW..... 18-1
3-21-1972 ....hW..... 7-2
3-22-1974 ....hW..... 8-0
3-20-1975 ....hW..... 22-7
3-21-1975 ....hW..... 41-0

East Carolina
(0-1)
H: 0-1, A: 0-0, N: 0-0
5-31-2003 ....hL*..... 3-10

East Tennessee State
(24-1)
H: 23-1, A: 0-0, N: 1-0
3-18-1967 ....hW..... 5-4
3-18-1968 ....hW..... 7-6
3-19-1968 ....hW..... 7-5
4-18-1970 ....hW..... 7-2
2-27-1985 ....hW (7)..... 12-1
2-27-1985 ....hW (7)..... 3-2
3-23-1987 ....hW..... 20-1
3-24-1987 ....hW..... 15-0
3-25-1987 ....hW..... 19-8
3-9-1988 ....hW..... 8-2
3-10-1988 ....hW..... 12-4
3-12-1990 ....hW..... 9-1
3-13-1990 ....hW..... 12-1
2-8-1991 ....hW..... 8-0
2-9-1991 ....hW..... 7-1
2-10-1991 ....hW..... 11-10
5-10-2000 ....hW..... 10-6
5-7-2001 ....hW..... 9-4
3-5-2002 ....hW (10)..... 6-5
2-21-2006 ....hW..... 7-3
2-21-2006 ....hW..... 5-2
4-1-2008 ....hW..... 13-6
4-2-2008 ....hW..... 5-4
5-17-2011 ....hL..... 6-8
6-1-2013 ....52W*..... 5-1

Eastern Kentucky
(9-0)
H: 8-0, A: 0-0, N: 1-0
5-25-1985 ....17W*..... 14-13
2-23-1990 ....hW..... 6-2
2-24-1990 ....hW (7)..... 3-2
2-24-1990 ....hW (7)..... 7-1
2-25-1990 ....hW..... 10-0
3-21-2000 ....hW..... 3-2
3-22-2000 ....hW..... 5-4
3-19-2002 ....hW..... 6-5
3-20-2002 ....hW..... 13-9

Eastern Michigan
(1-0)
H: 1-0, A: 0-0, N: 0-0
3-10-1985 ....hW..... 9-7

Elmhurst
(2-1)
H: 2-1, A: 0-0, N: 0-0
4-11-1977 ....hW..... 8-7
3-29-1978 ....hW..... 14-1
3-31-1981 ....hL..... 6-7

Elon
(4-0)
H: 4-0, A: 0-0, N: 0-0
3-24-1984 ....hW..... 11-8
2-23-2001 ....hW..... 18-7
2-24-2001 ....hW..... 9-5
5-31-2009 ....hW*..... 8-4

Erskine
(16-1)
H: 15-1, A: 1-0, N: 0-0
3-26-1920 ....hW..... 4-2
3-27-1920 ....hW..... 18-0
5-5-1967 ....hL..... 1-4
5-10-1967 ....aW..... 5-2
4-16-1968 ....hW..... 5-4
4-10-1970 ....hW..... 3-2
4-11-1970 ....hW..... 4-3
4-2-1971 ....hW..... 8-7
4-3-1971 ....hW..... 2-0
4-1-1972 ....hW (7)..... 2-0
4-1-1972 ....hW (7)..... 4-0
4-6-1973 ....hW..... 4-2
4-5-1974 ....hW..... 12-4
4-6-1974 ....hW..... 15-10
3-31-1975 ....hW..... 3-1
4-1-1975 ....hW..... 11-2
3-26-1976 ....hW..... 11-9

Evansville
(5-2)
H: 5-2, A: 0-0, N: 0-0
3-2-1979 ....hL..... 1-7
3-4-1984 ....hL..... 5-14
3-3-1985 ....hW..... 12-4
3-6-1987 ....hW..... 21-5
3-7-1987 ....hW..... 10-6
2-22-1997 ....hW..... 9-1
2-23-1997 ....hW..... 21-10

Fairfield
(1-1)
H: 1-1, A: 0-0, N: 0-0
3-30-1978 ....hW..... 17-0
3-18-1979 ....hL..... 3-7

Florida
(33-60-1)
H: 21-23, A: 12-37-1, N: 0-0
4-1-1904 ....hW..... 10-1
4-2-1904 ....hW..... 13-0
4-15-1920 ....hW..... 8-0
4-26-1920 ....aW..... 9-3
4-27-1920 ....aW (12)..... 6-3
4-20-1923 ....hW..... 2-0
4-21-1923 ....hW..... 13-0
4-5-1929 ....aL (7)..... 3-4
4-6-1929 ....aW..... 3-1
4-3-1930 ....hW..... 2-1
4-4-1930 ....hL..... 1-3
4-13-1931 ....aL..... 6-8
4-14-1931 ....aL..... 8-9
4-22-1931 ....hW..... 8-4
4-23-1931 ....hL..... 3-4
4-26-1932 ....hL..... 4-6
4-26-1932 ....hL (7)..... 1-7
4-9-1934 ....hW..... 3-2
4-10-1934 ....hL (7)..... 6-18
4-16-1937 ....aL..... 10-11
4-17-1937 ....aL..... 4-5
4-13-1938 ....hL..... 4-7
4-14-1938 ....hL..... 1-11
4-7-1939 ....aL (7)..... 2-14
4-8-1939 ....aL..... 3-5
4-12-1940 ....aT (6)..... 1-1
4-13-1940 ....aL..... 1-7
5-6-1940 ....hW..... 9-8
5-7-1940 ....hL..... 5-8
4-23-1941 ....hL..... 3-5
4-24-1941 ....hW..... 4-1
3-23-1949 ....aL..... 1-6
3-24-1949 ....aL..... 1-11
4-29-1949 ....hL..... 3-6
4-30-1949 ....hW..... 11-1
3-21-1951 ....aL..... 7-10
3-22-1951 ....aW..... 10-8
4-18-1951 ....aL..... 5-15
4-25-1951 ....aL..... 6-7
3-21-1952 ....aL..... 3-9
3-22-1952 ....aL..... 2-13
4-25-1952 ....aW..... 6-3
4-26-1952 ....aL..... 5-13
3-27-1953 ....aL..... 4-15
3-28-1953 ....aL..... 2-13
4-24-1953 ....hW..... 5-4
4-25-1953 ....hL..... 2-11
3-26-1954 ....aL..... 5-16
3-27-1954 ....aW..... 15-4
4-19-1954 ....hL..... 5-15
4-20-1954 ....hW..... 6-3
3-25-1955 ....aL..... 3-11
3-26-1955 ....aW..... 11-7
4-11-1955 ....hL..... 7-11
4-12-1955 ....hW..... 7-6
3-23-1956 ....aL..... 3-5
3-24-1956 ....aL..... 2-3
3-24-1956 ....aL..... 6-7
3-22-1957 ....aW..... 12-1
3-23-1957 ....aW..... 10-1
3-23-1957 ....aW..... 8-2
4-4-1958 ....hL..... 4-6
4-5-1958 ....hL..... 0-3
5-2-1958 ....aL (10)..... 3-4
5-3-1958 ....aL..... 1-3
4-3-1959 ....aL..... 1-10
4-4-1959 ....aW..... 12-4
5-1-1959 ....hW..... 2-1
5-2-1959 ....hW..... 17-8
4-15-1960 ....hL..... 3-11
4-16-1960 ....hL..... 8-14
5-6-1960 ....aW..... 5-2
5-7-1960 ....aL..... 4-5
4-14-1961 ....aL..... 3-5
4-15-1961 ....aL..... 0-11
5-5-1961 ....hW..... 2-1
5-6-1961 ....hL..... 1-12
4-13-1962 ....hL..... 1-12
4-14-1962 ....hL..... 5-9
5-4-1962 ....aL..... 4-15
5-5-1962 ....aL..... 2-7
3-22-1963 ....aL..... 5-12
3-23-1963 ....aL..... 2-14
4-19-1963 ....hL..... 8-11
4-20-1963 ....hW..... 7-2
3-27-1964 ....aL..... 1-2
4-17-1964 ....hL..... 3-17
4-18-1964 ....hW..... 4-2
4-28-1965 ....hW..... 12-5
4-29-1965 ....hW..... 4-3
5-3-1982 ....hL..... 3-4
6-2-2012 ....aL*..... 2-6
6-3-2012 ....aL*..... 3-15
6-5-2016 ....aL*..... 1-10

Florida A&M
(2-0)
H: 2-0, A: 0-0, N: 0-0
5-14-1981 ....hW..... 13-0
4-5-1984 ....hW..... 19-5

Florida Atlantic
(4-1)
H: 4-1, A: 0-0, N: 0-0
6-7-2002 ....hW*..... 14-3
6-8-2002 ....hW*..... 11-5
5-6-2005 ....hW (10)..... 5-4
5-7-2005 ....hW..... 12-3
5-8-2005 ....hL..... 0-2

Florida International
(1-0)
H: 0-0, A: 0-0, N: 1-0
2-21-2015 ....54W..... 16-9

Florida Southern
(3-4)
H: 0-0, A: 3-4, N: 0-0
3-23-1951 ....aW..... 11-10
3-24-1951 ....aW..... 20-2
3-19-1958 ....aL..... 1-8
3-20-1958 ....aL..... 3-9
3-18-1963 ....aL..... 5-7
3-25-1966 ....aW..... 6-1
3-26-1966 ....aL..... 3-4

Florida State
(47-75)
H: 21-28, A: 16-39, N: 10-8
6-6-1959 ....9L*..... 9-16
3-19-1962 ....aL..... 4-10
3-20-1962 ....aL..... 8-9
3-21-1962 ....aL (10)..... 6-7
5-16-1963 ....hL (7)..... 5-10
5-16-1963 ....hW (7)..... 5-4
3-23-1964 ....aL..... 0-5
3-24-1964 ....aL..... 2-3
4-21-1964 ....hL..... 1-14
5-2-1969 ....aL..... 1-2
5-3-1969 ....aW..... 8-5
4-29-1972 ....aL..... 2-4
4-30-1972 ....aL..... 3-8
4-28-1973 ....hW..... 1-0
4-29-1973 ....hW..... 3-2
4-12-1975 ....aL..... 0-11
4-13-1975 ....aL..... 3-9
5-2-1976 ....hL..... 6-18
5-2-1976 ....hW..... 4-3
5-11-1978 ....aL+ (10)..... 3-4
5-13-1978 ....aL+..... 4-8
4-28-1979 ....hL..... 2-5
4-29-1979 ....hL..... 4-11
2-18-1984 ....aL..... 6-12
2-19-1984 ....aW..... 15-2
4-28-1985 ....hL..... 0-19
4-29-1985 ....hL..... 3-13
5-24-1985 ....aL*..... 1-9
5-25-1985 ....aW*..... 8-3
2-22-1986 ....aL..... 4-6
2-23-1986 ....aL..... 4-9
3-31-1987 ....hL..... 5-7
4-1-1987 ....hL..... 8-10
4-23-1988 ....aL..... 2-15
4-24-1988 ....aW..... 10-2
2-6-1989 ....aL..... 1-14
4-3-1992 ....aL..... 6-9
4-4-1992 ....aL..... 2-3
4-5-1992 ....aW..... 10-3
4-2-1993 ....hW..... 10-3
4-3-1993 ....hL..... 3-17
4-4-1993 ....hL..... 1-5
5-18-1993 ....21L+..... 2-5
4-29-1994 ....aL..... 4-6
4-30-1994 ....aW..... 6-2
5-1-1994 ....aW..... 7-5
6-5-1994 ....33W$ (10)..... 12-4
5-5-1995 ....hW..... 5-4
5-6-1995 ....hW..... 11-9
5-7-1995 ....hL..... 9-14
4-26-1996 ....aL..... 4-16
4-27-1996 ....aL..... 3-6
4-28-1996 ....aW..... 4-1
4-18-1997 ....hL (12)..... 9-10
4-19-1997 ....hL..... 6-11
4-20-1997 ....hW (10)..... 12-11
4-17-1998 ....aL..... 2-3
4-18-1998 ....aL..... 3-8
4-19-1998 ....aL..... 5-10
4-30-1999 ....hW..... 3-2
5-1-1999 ....hL..... 4-18
5-2-1999 ....hL..... 2-4
5-20-1999 ....34L+..... 3-7
4-21-2000 ....aL..... 0-6
4-22-2000 ....aW..... 5-0
4-23-2000 ....aL..... 5-7
5-20-2000 ....40W+..... 10-3
4-27-2001 ....hW..... 9-8
4-28-2001 ....hL..... 2-6
4-29-2001 ....hW..... 12-2
5-17-2001 ....40W+ (10)..... 6-5
4-19-2002 ....aL..... 3-4
4-20-2002 ....aL..... 9-14
4-21-2002 ....aL..... 1-13
5-25-2002 ....37L+..... 4-7
5-2-2003 ....hL..... 1-7
5-3-2003 ....hW (10)..... 5-4
5-4-2003 ....hL..... 7-12
5-25-2003 ....44W+..... 10-7
4-23-2004 ....aW..... 11-4

SERIES HISTORY

4-24-2004 . . . .aW. 12-2
4-25-2004 . . . .aW. 7-6
5-28-2004 . . . .44W+ 13-4
5-29-2004 . . . .44L+. 7-8
5-30-2004 . . . .44L+. 5-17
4-15-2005 . . . .hW. 6-4
4-16-2005 . . . .hW. 9-8
4-17-2005 . . . .hW. 9-4
5-26-2005 . . . .48W+ 5-4
5-27-2005 . . . .48W+(7) . . 18-2
4-21-2006 . . . .aW. 15-8
4-23-2006 . . . .aW. 10-4
4-23-2006 . . . .aW. 8-7
5-17-2007 . . . .hL 2-17
5-18-2007 . . . .hL 2-10
5-19-2007 . . . .hL 11-17
3-14-2008 . . . .aL 7-8
3-15-2008 . . . .aL 2-11
3-16-2008 . . . .aL 8-17
5-8-2009 . . . .hW. 12-3
5-9-2009 . . . .hL 6-8
5-10-2009 . . . .hW. 6-5
5-23-2009 . . . .15W+ 9-2
5-28-2011 . . . .34L+. 2-4
4-6-2012 . . . .hL (10). 1-2
4-7-2012 . . . .hL 7-12
4-8-2012 . . . .hL 4-8
5-23-2012 . . . .50W+ 5-4
3-22-2013 . . . .aW. 10-0
3-22-2013 . . . .aL 3-11
3-24-2013 . . . .aL 6-8
5-22-2013 . . . .34W+ 4-3
4-11-2014 . . . .hW. 5-3
4-12-2014 . . . .hW. 12-4
4-13-2014 . . . .hL 4-5
3-11-2016 . . . .aL 2-8
3-12-2016 . . . .aL 9-14
3-13-2016 . . . .aL 3-8
5-26-2016 . . . .15L+. 1-6
4-6-2018 . . . .hL 2-10
4-7-2018 . . . .hW. 2-1
4-8-2018 . . . .hW. 16-3

Fordham
(1-1)
H: 1-1, A: 0-0, N: 0-0
2-14-2015 . . . .hL 4-9
2-14-2015 . . . .hW. 7-5

Fort Benning
(0-1)
H: 0-0, A: 0-1, N: 0-0
4-7-1943 . . . .aL 3-10

Fort McPherson
(2-1)
H: 2-1, A: 0-0, N: 0-0
4-30-1904 . . . .hW#. 11-4
3-18-1909 . . . .hW#. 14-4
3-23-1918 . . . .hL# 2-3

Furman
(20-2)
H: 12-1, A: 8-1, N: 0-0
4-20-1906 . . . .hW. 1-0
4-21-1906 . . . .hW. 4-3
5-1-1906 . . . .aW. 7-4
4-26-1919 . . . .aW. 4-3
4-27-1919 . . . .aW. 4-2
5-14-1920 . . . .aW. 12-1
5-15-1920 . . . .aW. 4-0
3-27-1925 . . . .hW. 12-2
3-28-1925 . . . .hW. 12-3
4-3-1964 . . . .hW. 6-3
4-4-1964 . . . .hW. 4-3
5-1-1965 . . . .aW. 2-0
4-9-1966 . . . .hW. 6-0
4-12-1967 . . . .hL 3-7
4-27-1967 . . . .aW. 6-1
5-1-1968 . . . .aL 2-3
5-9-1968 . . . .hW. 6-5
3-22-1969 . . . .hW. 12-7
4-24-1969 . . . .aW. 8-3
4-16-1970 . . . .hW. 9-3
2-17-1987 . . . .hW. 10-4
6-3-2005 . . . .hW* (10). . . . 5-4

Gardner-Webb
(2-0)
H: 2-0, A: 0-0, N: 0-0
3-23-2002 . . . .hW. 9-3
3-24-2002 . . . .hW. 6-2

George Mason
(1-0)
H: 0-0, A: 0-0, N: 1-0
5-21-1992 . . . .27W* 5-4

George Washington
(5-1)
H: 4-0, A: 0-0, N: 1-1
6-11-1948 . . . .36L* (11) . . . 2-3
6-5-1959 . . . .9W* 7-2
3-19-1983 . . . .hW. 11-4
2-28-2003 . . . .hW. 13-4
3-1-2003 . . . .hW. 4-2
3-2-2003 . . . .hW. 9-2

Georgetown
(2-4)
H: 1-1, A: 1-3, N: 0-0
3-26-1915 . . . .hW. 6-2
3-27-1915 . . . .hL 2-9
4-25-1921 . . . .aL 1-8
4-26-1921 . . . .aW. 3-2
4-24-1922 . . . .aL 7-8
4-25-1922 . . . .aL 3-5

Georgia
(161-210-2)
H: 90-72-1, A: 55-116, N: 16-22-1
4-21-1898 . . . .aL 4-18
4-15-1899 . . . .aL 1-25
5-12-1900 . . . .hW. 7-0
4-20-1901 . . . .hW. 13-1
4-26-1902 . . . .hL 10-11
5-10-1902 . . . .hW. 8-7
5-13-1902 . . . .aL 7-9
4-27-1903 . . . .hL (10) 3-5
5-12-1903 . . . .aW. 10-5
4-26-1904 . . . .hW. 10-4
5-4-1904 . . . .aL (12) 1-2
5-11-1904 . . . .aL 4-7
4-8-1905 . . . .hW. 11-3
4-27-1905 . . . .hW. 2-1
5-10-1905 . . . .aW. 11-2
5-27-1905 . . . .hW. 4-3
4-4-1906 . . . .aL 3-4
4-18-1906 . . . .aW. 5-4
5-18-1906 . . . .hW. 9-1
5-19-1906 . . . .hW. 3-2
4-3-1907 . . . .aW. 3-1
5-17-1907 . . . .hW. 4-1
5-18-1907 . . . .hW (f) 9-0
4-20-1909 . . . .aW. 3-1
4-21-1909 . . . .aL 0-4
5-20-1909 . . . .2W. 4-3
5-21-1909 . . . .aW. 3-0
5-22-1909 . . . .2L 1-2
5-10-1910 . . . .aW. 1-0
5-11-1910 . . . .aL 6-7
5-20-1910 . . . .2L (6). 0-2
5-21-1910 . . . .2T (14). 0-0
5-4-1911 . . . .aW. 6-0
5-5-1911 . . . .aL (10) 2-3
5-12-1911 . . . .hW. 2-1
5-13-1911 . . . .hL 2-6
5-16-1912 . . . .aL 4-6
5-17-1912 . . . .aL 4-6
5-18-1912 . . . .aL 2-4
5-9-1913 . . . .aW. 4-3
5-10-1913 . . . .aW. 5-4
5-11-1913 . . . .hL 1-4
5-12-1913 . . . .hW. 4-2
5-8-1914 . . . .aL 4-5
5-9-1914 . . . .aL 4-5
5-15-1914 . . . .hL 2-9
5-16-1914 . . . .hW. 6-2
5-8-1915 . . . .hT (13). 1-1
5-14-1915 . . . .aL 4-7
5-15-1915 . . . .aL 2-5
5-12-1916 . . . .aL 6-8
5-13-1916 . . . .aW. 9-7
5-19-1916 . . . .hL 2-4
5-20-1916 . . . .hW. 5-1
5-11-1917 . . . .hL 0-1
5-12-1917 . . . .hL 1-2
5-10-1918 . . . .aL 0-2
5-11-1918 . . . .aW. 4-3
5-17-1918 . . . .hL 2-4
5-18-1918 . . . .hW (11) 5-4
5-9-1919 . . . .hL 1-2
5-10-1919 . . . .hL 0-8
5-16-1919 . . . .aL 5-7
5-17-1919 . . . .aL 2-5
5-8-1925 . . . .aL 0-4
5-9-1925 . . . .aL 3-7
5-15-1925 . . . .hW. 10-9
5-16-1925 . . . .hL 4-6
5-7-1926 . . . .aL 1-2
5-8-1926 . . . .aL 3-5
5-14-1926 . . . .2W. 7-6
5-15-1926 . . . .2W. 4-3
4-29-1927 . . . .4L 9-10
4-30-1927 . . . .4L (8). 1-8
5-13-1927 . . . .aW. 10-5
5-14-1927 . . . .aL 8-10
5-18-1928 . . . .aL 5-9
5-25-1928 . . . .4L 2-3
5-26-1928 . . . .4W. 7-5
5-3-1929 . . . .4L 2-8
5-4-1929 . . . .4L 1-12
5-17-1929 . . . .aW. 9-5
5-18-1929 . . . .aL 1-3
5-9-1930 . . . .aL 6-7
5-10-1930 . . . .aL 3-4
5-16-1930 . . . .hL 3-7
5-1-1931 . . . .aL 6-7
5-2-1931 . . . .aW. 5-3
5-15-1931 . . . .hL 0-17
5-16-1931 . . . .hW. 11-4
5-6-1932 . . . .hL 3-8
5-7-1932 . . . .hL 2-9
5-13-1932 . . . .aL 0-5
5-14-1932 . . . .aL 9-10
5-5-1933 . . . .aL 1-4
5-6-1933 . . . .aL 2-10
5-12-1933 . . . .hL 3-13
5-13-1933 . . . .hW. 9-3
5-4-1934 . . . .hW. 9-7
5-5-1934 . . . .hL 3-4
5-11-1934 . . . .aW (10) 9-8
5-12-1934 . . . .aL 3-4
5-3-1935 . . . .hW. 9-8
5-4-1935 . . . .aL 2-8
5-11-1935 . . . .hL 1-4
5-7-1937 . . . .hW (12) 5-4
5-8-1937 . . . .aL 8-13
5-14-1937 . . . .aW. 16-11
5-15-1937 . . . .hW (10) 6-5
5-13-1938 . . . .aL 8-10
5-14-1938 . . . .hL 4-6
5-20-1938 . . . .hW. 9-4
5-21-1938 . . . .aL 5-6
5-12-1939 . . . .hW. 9-3
5-19-1939 . . . .aL 0-3
5-20-1939 . . . .hL 2-11
5-3-1940 . . . .aL 2-5
5-4-1940 . . . .hL 3-4
5-10-1940 . . . .hL 3-4
5-11-1940 . . . .aL 3-11
5-2-1941 . . . .hL 7-9
5-3-1941 . . . .aL 5-20
5-9-1941 . . . .aL 2-5
5-10-1941 . . . .hL 7-9
4-29-1942 . . . .aL 5-19
5-1-1942 . . . .hL 1-5
5-2-1942 . . . .aL 0-13
5-5-1942 . . . .hW. 7-4
8-6-1946 . . . .hW. 2-1
8-9-1946 . . . .aW. 14-6
8-14-1946 . . . .aW. 22-7
8-16-1946 . . . .hW. 9-3
5-16-1947 . . . .aW. 6-4
5-17-1947 . . . .hL 2-11
5-30-1947 . . . .hW. 8-7
5-31-1947 . . . .aW. 18-5
5-14-1948 . . . .hL 9-11
5-15-1948 . . . .hW. 14-10
5-21-1948 . . . .aL 11-13
5-22-1948 . . . .aL 3-8
5-13-1949 . . . .aL 6-7
5-14-1949 . . . .hW. 9-8
5-20-1949 . . . .hW. 8-7
5-21-1949 . . . .aL 7-8
5-13-1950 . . . .hW. 5-4
5-17-1950 . . . .aW. 5-3
5-18-1950 . . . .aL 3-7
5-4-1951 . . . .aL 6-7
5-5-1951 . . . .aL 4-6
5-11-1951 . . . .hW. 4-0
5-12-1951 . . . .hW. 8-7
5-2-1952 . . . .hW. 6-5
5-3-1952 . . . .hL 7-15
5-9-1952 . . . .hL 6-9
5-10-1952 . . . .hL 1-5
4-17-1953 . . . .aL 2-12
4-18-1953 . . . .aL 3-11
5-8-1953 . . . .hW. 4-3
5-9-1953 . . . .hL 2-4
4-30-1954 . . . .hL 1-3
5-1-1954 . . . .hL 3-7
5-14-1954 . . . .aL 0-5
5-15-1954 . . . .aL 0-3
4-22-1955 . . . .aL 1-15
4-23-1955 . . . .aW. 5-2
5-6-1955 . . . .hL 5-6
5-7-1955 . . . .hW. 18-4
4-13-1956 . . . .aL 3-6
4-14-1956 . . . .aL 3-7
5-4-1956 . . . .hL 3-5
5-5-1956 . . . .hW. 7-1
4-12-1957 . . . .hW. 10-0
4-13-1957 . . . .hL (12) 3-4
5-3-1957 . . . .aW. 3-0
5-4-1957 . . . .aL 0-8
4-23-1958 . . . .aL 4-7
5-7-1958 . . . .aL 4-7
5-9-1958 . . . .hL 5-7
5-10-1958 . . . .hW. 12-11
4-15-1959 . . . .aW. 4-3
5-6-1959 . . . .aL 3-4
5-8-1959 . . . .hW. 6-2
5-9-1959 . . . .hW. 12-7
4-29-1960 . . . .hW. 9-0
5-13-1960 . . . .aL 4-9
5-14-1960 . . . .aL 8-11
4-7-1961 . . . .aL 6-14
4-8-1961 . . . .aW. 6-5
4-19-1961 . . . .hL (7) 5-12
4-19-1961 . . . .hW (7) 6-2
3-27-1962 . . . .aL 0-11
4-18-1962 . . . .aL 6-7
4-24-1962 . . . .aL 1-2
5-1-1962 . . . .hW. 8-7
4-13-1963 . . . .hL 6-15
4-16-1963 . . . .aL 2-4
5-3-1963 . . . .hL 0-5
5-4-1963 . . . .aL 8-12
4-2-1964 . . . .aL 1-2
5-5-1964 . . . .hL 0-4
4-1-1965 . . . .aL 1-10
4-6-1965 . . . .hL 4-12
4-20-1965 . . . .hW. 3-1
5-4-1965 . . . .aL 5-10
4-6-1966 . . . .hL 3-4
4-13-1966 . . . .aW. 11-2
5-4-1966 . . . .hL 2-4
4-5-1967 . . . .hW. 8-2
4-18-1967 . . . .aW. 4-3
4-25-1967 . . . .hW. 13-6
5-2-1967 . . . .aL 1-2
4-23-1968 . . . .aW. 6-2
5-2-1968 . . . .hL 11-14
5-8-1968 . . . .aL 4-5
5-13-1968 . . . .11W. 1-0
4-28-1969 . . . .aL 1-3
5-12-1969 . . . .11W. 9-2
5-13-1969 . . . .hW. 1-0
4-14-1970 . . . .aW. 11-6
4-21-1970 . . . .hW. 4-3
4-28-1970 . . . .aL 1-3
5-4-1970 . . . .11L (11). 2-7
4-27-1971 . . . .hW. 9-7
5-4-1971 . . . .aW. 9-1
5-10-1971 . . . .hW. 7-0
5-17-1971 . . . .11W. 3-1
4-19-1972 . . . .aL 1-3
4-25-1972 . . . .hW. 6-5
5-7-1972 . . . .11W (10) 2-1
5-1-1973 . . . .aW. 2-1
5-14-1973 . . . .11W (12) 3-2
4-23-1974 . . . .aL 11-16
4-30-1974 . . . .hW. 10-9
5-12-1974 . . . .11L 3-5
4-23-1975 . . . .hL 1-5
5-6-1975 . . . .aL 3-4
5-12-1975 . . . .11W. 9-8
4-20-1976 . . . .hL 7-20
5-5-1976 . . . .aL 1-4
5-10-1976 . . . .11L 5-6
4-20-1977 . . . .aW. 8-3
5-10-1977 . . . .hL 1-12
4-19-1978 . . . .aL 8-17
5-18-1978 . . . .11L 2-3
4-6-1979 . . . .hL 4-13
4-17-1979 . . . .hW. 9-6
5-1-1979 . . . .11W. 9-6
3-27-1980 . . . .aL 4-6
4-29-1980 . . . .hL 5-12
3-12-1981 . . . .aL 6-16
5-7-1981 . . . .hW. 3-2
3-9-1982 . . . .aW. 9-7
4-28-1982 . . . .hL 7-9
4-30-1983 . . . .aL 10-11
5-1-1983 . . . .hL 3-15
5-1-1984 . . . .hL (10). 14-16
5-2-1984 . . . .aL 13-14
5-8-1984 . . . .hL (11). 8-9
5-9-1984 . . . .aL 8-10
3-12-1985 . . . .aW. 9-3
3-13-1985 . . . .hL 4-5
5-1-1985 . . . .aL 3-16
5-7-1985 . . . .hL 4-5
4-16-1986 . . . .hL 3-13
4-30-1986 . . . .aL 2-4
4-29-1987 . . . .aL 4-9
5-5-1987 . . . .hW. 11-3
5-22-1987 . . . .hL*. 1-5
4-19-1988 . . . .hW. 10-1
5-3-1988 . . . .aW. 4-3
4-11-1989 . . . .aL 5-8
5-2-1989 . . . .hW. 6-2
4-11-1990 . . . .aL 8-9
4-26-1990 . . . .hW. 8-2
5-1-1990 . . . .aL 6-8
5-2-1990 . . . .hW. 12-5
4-16-1991 . . . .hW. 9-3
4-17-1991 . . . .aL 4-8
4-30-1991 . . . .aL 2-3
5-1-1991 . . . .hW. 16-1
4-8-1992 . . . .hW. 15-1
4-28-1992 . . . .aW. 5-4
5-5-1992 . . . .aL 2-7
5-6-1992 . . . .hW. 11-3
4-7-1993 . . . .hW. 3-1
4-13-1993 . . . .aW. 4-1
5-4-1993 . . . .hL 1-4
5-5-1993 . . . .aW. 12-1
4-20-1994 . . . .aW. 8-0
4-26-1994 . . . .hW. 13-2
5-10-1994 . . . .hW. 14-1
3-18-1995 . . . .aW. 7-5
3-19-1995 . . . .aL 7-12
4-18-1995 . . . .hL 3-10
4-26-1995 . . . .hW. 20-7
2-24-1996 . . . .hW (10) 6-5
2-25-1996 . . . .aL 2-5
4-23-1996 . . . .hW. 4-3
4-30-1996 . . . .aW. 10-3
3-1-1997 . . . .aW. 9-0
3-2-1997 . . . .hL 1-4
4-15-1997 . . . .hW. 6-3
4-29-1997 . . . .aL 4-5
4-7-1998 . . . .hW. 8-2
4-8-1998 . . . .aW. 3-2
4-14-1998 . . . .aL 5-13
4-28-1998 . . . .hW. 21-4
3-10-1999 . . . .hW. 3-0
4-13-1999 . . . .aL 1-5
4-27-1999 . . . .hW. 8-1
5-12-1999 . . . .aW. 11-10
2-29-2000 . . . .aL 1-10
3-1-2000 . . . .hL 5-13
3-14-2000 . . . .aW (11) 8-5
4-25-2000 . . . .hW. 7-3
2-21-2001 . . . .aW. 10-8
3-21-2001 . . . .hL 9-15
4-25-2001 . . . .aL 4-5
5-26-2001 . . . .aL*. 5-13
3-26-2002 . . . .aL 1-7
3-27-2002 . . . .hW. 9-1
4-24-2002 . . . .aW. 6-1
5-14-2002 . . . .hW (10) . . 12-11
6-1-2002 . . . .hW* 3-0
6-2-2002 . . . .hW* 8-7
4-23-2003 . . . .hL 4-8
5-13-2003 . . . .45L 3-10
3-24-2004 . . . .aW. 4-3
4-14-2004 . . . .hL 5-6
5-11-2004 . . . .45W. 12-5
6-11-2004 . . . .hL*. 5-7
6-12-2004 . . . .hL*. 3-5
4-20-2005 . . . .hW. 12-2
4-27-2005 . . . .45L 8-11
4-12-2006 . . . .hW. 8-2
4-26-2006 . . . .aL 6-12
5-11-2006 . . . .45L (11). . . . 4-5
4-18-2007 . . . .hW. 8-2
4-24-2007 . . . .45L 7-10
5-9-2007 . . . .aL 4-9
4-9-2008 . . . .hW. 9-4
5-7-2008 . . . .aW. 11-1
5-13-2008 . . . .45L 2-3
6-1-2008 . . . .aL*. 0-8
6-2-2008 . . . .aL*. 6-18
4-14-2009 . . . .aW. 11-6
5-12-2009 . . . .45L 5-7
3-16-2010 . . . .hW. 6-5
4-14-2010 . . . .aW. 25-6
4-27-2010 . . . .45W. 6-4
3-22-2011 . . . .aW. 15-6
4-12-2011 . . . .hW 5-3
4-26-2011 . . . .45L 4-6
3-20-2012 . . . .aL 1-7
4-24-2012 . . . .45W. 4-3
5-9-2012 . . . .hW. 8-6
4-9-2013 . . . .aW. 7-5
4-23-2013 . . . .45L 0-17
5-14-2013 . . . .hL (11) . . . 13-14
3-4-2014 . . . .aL 0-1
4-15-2014 . . . .hW. 4-1
5-13-2014 . . . .45W. 2-0
3-31-2015 . . . .aW. 13-6
5-12-2015 . . . .45L 0-6
4-12-2016 . . . .hL 1-3
4-26-2016 . . . .aL 5-13
5-17-2016 . . . .45W (10) . . . 6-3
4-11-2017 . . . .aL 1-5
4-25-2017 . . . .hL 5-7
5-9-2017 . . . .55L 7-8
4-3-2018 . . . .aL 0-4
4-25-2018 . . . .hL 3-8
5-8-2018 . . . .55L 1-3

Georgia College
(5-2)
H: 5-2, A: 0-0, N: 0-0
4-30-1980 . . . .hW. 4-1
4-29-1981 . . . .hW. 6-2
4-27-1982 . . . .hW. 9-3
4-28-1983 . . . .hW. 10-8
2-26-1984 . . . .hW. 12-8
4-15-1985 . . . .hL 9-11
5-1-1986 . . . .hL 5-16

Georgia Southern
(102-31)
Formerly: Georgia Teachers College
H: 56-16, A: 45-15, N: 1-0
5-6-1947 . . . .hW. 8-7
5-19-1972 . . . .hW. 4-2
5-20-1972 . . . .hW. 3-2
5-16-1973 . . . .hL 5-6
5-16-1973 . . . .hL 2-13
4-7-1974 . . . .aL 5-10
4-30-1975 . . . .hL 6-9
5-9-1982 . . . .hW. 2-0
5-9-1982 . . . .hL 3-8
2-20-1984 . . . .aW. 15-7
2-21-1984 . . . .aW. 18-6
5-11-1985 . . . .hW. 15-6
5-12-1985 . . . .hW. 3-1
2-24-1986 . . . .aL 1-5
2-25-1986 . . . .aL 8-11
5-10-1986 . . . .hL 2-4
5-11-1986 . . . .hW. 7-1
2-23-1987 . . . .aW. 10-3
2-24-1987 . . . .aW (10) 2-1
5-9-1987 . . . .hW. 11-9
5-10-1987 . . . .hW. 14-6
2-13-1988 . . . .aL 2-3
2-14-1988 . . . .22W. 11-3
4-4-1988 . . . .hW. 15-7
4-5-1988 . . . .hW. 4-2
2-25-1989 . . . .aW. 5-0
2-26-1989 . . . .aW. 13-9
4-5-1989 . . . .hW (7) . . . 12-10
4-5-1989 . . . .hW (7) 5-3
2-17-1990 . . . .aW. 8-3
5-7-1990 . . . .hW. 15-5
5-8-1990 . . . .hW. 6-3
2-23-1991 . . . .aW. 6-4
2-24-1991 . . . .aL 8-13
5-7-1991 . . . .hL 2-6
5-8-1991 . . . .hW. 7-1
2-16-1992 . . . .aW (7) 4-2
2-16-1992 . . . .aW (7) 6-0
3-3-1992 . . . .hW. 11-6
3-4-1992 . . . .hW. 9-8
2-20-1993 . . . .aW. 6-2
2-21-1993 . . . .aL 3-7
5-11-1993 . . . .hW. 9-2
5-12-1993 . . . .hW. 10-5
2-19-1994 . . . .aW. 6-3
2-20-1994 . . . .aW. 15-2
5-6-1994 . . . .hW. 9-6
5-7-1994 . . . .hW. 8-6
5-8-1994 . . . .hW. 15-6
2-19-1995 . . . .aL 3-7
2-19-1995 . . . .aL 3-10
5-9-1995 . . . .hW. 7-5
5-10-1995 . . . .hL 12-13
2-13-1996 . . . .aL (10) 3-4
2-14-1996 . . . .aL 4-8
5-7-1996 . . . .hL 5-6
5-8-1996 . . . .hW. 7-4
2-8-1997 . . . .aW. 10-0
2-9-1997 . . . .aW. 8-5
5-6-1997 . . . .hW. 10-0
5-7-1997 . . . .hL 5-16
2-14-1998 . . . .aW. 4-2
2-15-1998 . . . .aW. 8-6
3-24-1998 . . . .hW. 19-6
3-25-1998 . . . .hL 7-11
2-13-1999 . . . .aW. 6-4
2-14-1999 . . . .aW. 11-4
5-8-1999 . . . .hW. 9-8
5-9-1999 . . . .hW. 3-1
2-12-2000 . . . .aW. 15-3
2-13-2000 . . . .aW. 7-6
4-18-2000 . . . .hW. 17-5
4-19-2000 . . . .hW. 22-8
5-26-2000 . . . .hW* 11-9
2-17-2001 . . . .aW. 23-3
2-18-2001 . . . .aW. 10-2
4-10-2001 . . . .hW. 5-4
4-11-2001 . . . .hW. 12-6
2-9-2002 . . . .aW. 10-2
2-10-2002 . . . .aW. 7-4
4-2-2002 . . . .hW (10) 4-3
4-3-2002 . . . .hW. 9-3
2-15-2003 . . . .aW. 8-1
2-15-2003 . . . .aW. 8-3

RECORDS

SERIES HISTORY

4-15-2003 ....hW..... 8-5
4-16-2003 ....hL..... 7-8
2-15-2004 ....aW..... 15-6
2-15-2004 ....aW (10) 5-4
3-27-2004 ....hL..... 7-8
3-18-2004 ....hW..... 13-2
2-12-2005 ....aW..... 10-6
2-13-2005 ....aW..... 13-6
3-1-2005 ....hW..... 9-1
3-9-2005 ....hW..... 17-6
2-11-2006 ....aW..... 13-9
2-12-2006 ....aW..... 15-7
4-4-2006 ....hL..... 7-19
4-5-2006 ....hW..... 7-4
2-10-2007 ....aL..... 4-11
2-11-2007 ....aL..... 6-9
3-27-2007 ....hW..... 10-2
3-28-2007 ....hW..... 6-2
2-26-2008 ....hW..... 11-2
2-27-2008 ....hW (10) 1-0
4-16-2008 ....aW..... 14-8
2-24-2009 ....aL..... 5-6
2-25-2009 ....aW..... 5-3
4-7-2009 ....hW..... 8-4
4-8-2009 ....hL..... 3-23
2-23-2010 ....aW..... 10-0
2-24-2010 ....aW..... 8-5
4-20-2010 ....hW..... 6-2
4-21-2010 ....hW..... 18-4
2-22-2011 ....aL..... 5-6
2-23-2011 ....aW..... 7-4
3-15-2011 ....hW..... 4-3
3-16-2011 ....hW..... 12-3
2-22-2012 ....aW..... 11-9
3-27-2012 ....hL..... 3-5
3-28-2012 ....hW..... 10-5
2-26-2013 ....aW..... 11-4
2-27-2013 ....aW..... 14-8
3-19-2013 ....hL..... 4-5
2-19-2014 ....aL..... 3-4
4-8-2014 ....hW..... 13-2
2-17-2015 ....aW..... 7-4
3-10-2015 ....hW..... 22-6
2-24-2016 ....aW (16) 6-5
3-30-2016 ....hW..... 6-1
2-21-2017 ....aW..... 10-3
5-16-2017 ....hW..... 12-3
2-20-2018 ....aW..... 7-1
3-27-2018 ....hW..... 3-1

Georgia Southwestern
(1-0)
H: 1-0, A: 0-0, N: 0-0
5-2-1983 ....hW..... 7-6

Georgia State
(66-11)
H: 37-5, A: 29-6, N: 0-0
5-7-1971 ....hW..... 6-0
5-7-1971 ....hW..... 6-0
5-11-1971 ....aW..... 8-2
5-8-1972 ....aW..... 13-0
4-27-1972 ....hW..... 9-2
4-20-1979 ....hL..... 9-10
5-12-1979 ....aL..... 2-3
3-25-1980 ....aL..... 12-16
5-4-1980 ....hW (10) 7-6
3-5-1981 ....aW..... 35-9
5-15-1981 ....hW..... 5-2
5-1-1982 ....hW..... 4-3
5-16-1982 ....aW..... 20-4
4-5-1983 ....aW..... 10-3
4-16-1983 ....hW..... 8-6
5-8-1983 ....hW..... 16-6
5-11-1983 ....aW..... 14-4
4-10-1984 ....aW..... 7-5
4-27-1984 ....hW..... 31-6
4-29-1984 ....hW..... 12-3
5-7-1984 ....aW..... 17-7
5-10-1985 ....hW..... 5-1
4-17-1986 ....aW..... 7-2
4-24-1986 ....hW..... 15-4
4-16-1992 ....hW..... 13-1
4-20-1993 ....hW..... 15-4
4-21-1993 ....aL (10) 4-5
4-27-1993 ....hW..... 10-4
4-5-1994 ....hW..... 4-3
4-12-1994 ....hW..... 28-3
5-11-1994 ....aW..... 23-9
3-28-1995 ....hW..... 18-7
4-25-1995 ....aW..... 11-2
4-2-1996 ....hW..... 23-4
4-9-1996 ....aW..... 4-2
4-1-1997 ....aW..... 5-4
4-23-1997 ....hW..... 16-5
4-1-1998 ....hW..... 9-5
4-29-1998 ....aW..... 6-4
2-27-1999 ....aW..... 14-8
2-28-1999 ....hW..... 9-3
2-15-2000 ....aL..... 3-4
2-16-2000 ....hW..... 14-4
3-13-2001 ....aW..... 11-3
4-4-2001 ....hW..... 23-4
3-3-2002 ....hW..... 12-5
3-13-2002 ....aW..... 11-7
4-8-2003 ....hW..... 11-3
5-6-2003 ....hW..... 11-3
4-6-2004 ....aW..... 25-3
5-18-2004 ....hW..... 13-3
2-11-2005 ....hL..... 2-5
2-23-2005 ....aW..... 11-6
2-15-2006 ....hW..... 11-9
4-19-2006 ....aW..... 13-2
2-21-2007 ....aL..... 5-9
3-21-2007 ....aW..... 3-0
3-12-2008 ....aW..... 10-6
3-25-2008 ....hW..... 12-1
3-24-2009 ....hL..... 1-10
4-15-2009 ....aW..... 18-2
5-29-2009 ....hW*..... 9-3
3-30-2010 ....aW..... 14-3
5-18-2010 ....hW..... 9-3
3-2-2011 ....hL..... 3-6
3-7-2012 ....aL..... 4-5
4-17-2012 ....hW..... 8-4
2-19-2013 ....hW..... 16-5
3-19-2014 ....aW..... 9-4
4-2-2014 ....hW..... 7-3
4-1-2015 ....aW..... 6-3
3-1-2016 ....hW..... 11-6
4-20-2016 ....aW..... 11-5
2-28-2017 ....hW..... 12-5
4-19-2017 ....aW..... 7-0
3-7-2018 ....aW..... 12-6
4-11-2018 ....hL..... 2-5

Goodyear [Cartersville]
(1-0)
H: 1-0, A: 0-0, N: 0-0
4-1-1932 ....hW..... 3-0

Goodyear [Rockmart]
(1-0)
H: 0-0, A: 1-0, N: 0-0
4-2-1932 ....aW..... 16-11

Greenville [Ill.]
(2-0)
H: 2-0, A: 0-0, N: 0-0
4-2-1977 ....hW..... 8-6
3-24-1979 ....hW..... 16-5

Guilford
(1-0)
H: 1-0, A: 0-0, N: 0-0
3-12-1986 ....hW..... 12-0

Harvard
(1-1)
H: 1-1, A: 0-0, N: 0-0
4-20-1922 ....hL..... 3-4
3-31-1974 ....hW..... 7-5

Hawai'i
(2-2)
H: 0-0, A: 2-2, N: 0-0
3-22-1986 ....aL..... 2-6
3-27-1986 ....aW..... 9-2
3-24-1990 ....aL..... 5-6
3-29-1990 ....aW..... 9-2

Hawai'i-Pacific
(2-0)
H: 0-0, A: 0-0, N: 2-0
3-24-1986 ....18W (10) ... 4-3
3-28-1986 ....18W..... 5-1

Henry Grady
(1-0)
H: 1-0, A: 0-0, N: 0-0
5-25-1901 ....hW#..... 8-7

Hillsdale
(20-1)
H: 20-1, A: 0-0, N: 0-0
3-29-1968 ....hW..... 23-3
3-30-1968 ....hW..... 9-1
4-1-1968 ....hW..... 6-1
3-24-1969 ....hW..... 18-2
3-25-1969 ....hW..... 11-0
4-5-1971 ....hW..... 5-0
4-3-1972 ....hW..... 9-3
4-4-1972 ....hW..... 6-5
3-24-1973 ....hW..... 12-5
3-23-1974 ....hW..... 7-1
3-30-1974 ....hW..... 10-4
3-29-1975 ....hW..... 12-2
3-27-1976 ....hW..... 13-4
4-5-1975 ....hW..... 10-7
4-3-1976 ....hW..... 2-1
4-2-1978 ....hW (7) 5-2
4-3-1978 ....hW (7) 16-1
3-30-1979 ....hL..... 4-5
3-31-1979 ....hW (7) 24-3
3-23-1984 ....hW (7) 14-0
3-23-1984 ....hW (7) 9-1

Hobart
(0-1)
H: 0-1, A: 0-0, N: 0-0
3-31-1902 ....hL#..... 4-8

Hope College
(13-0)
H: 13-0, A: 0-0, N: 0-0
4-8-1971 ....hW..... 7-3
3-27-1976 ....hW..... 4-3
3-25-1977 ....hW..... 9-6
3-25-1978 ....hW..... 24-6
3-31-1979 ....hW..... 12-11
4-1-1980 ....hW (10) 8-7
3-24-1981 ....hW..... 11-2
3-25-1981 ....hW..... 6-4
3-23-1982 ....hW..... 12-0
3-24-1982 ....hW..... 12-4
3-29-1983 ....hW..... 12-6
3-30-1983 ....hW..... 11-4
3-29-1984 ....hW..... 16-1

Houston
(0-1)
H: 0-0, A: 0-0, N: 0-1
5-24-1990 ....28L*..... 2-4

Howard
(6-0)
H: 6-0, A: 0-0, N: 0-0
3-28-1982 ....hW..... 15-3
3-28-1983 ....hW..... 7-3
3-25-1985 ....hW (7) 17-1
3-25-1985 ....hW (7) 16-4
3-26-1987 ....hW (5) 11-0
3-24-1999 ....hW..... 14-6

Huntingdon
(1-0)
H: 1-0, A: 0-0, N: 0-0
3-4-1982 ....hW..... 17-9

Illinois
(4-2)
H: 3-1, A: 0-0, N: 1-1
4-9-1914 ....hW..... 3-2
4-10-1914 ....hW..... 5-2
4-18-1930 ....hL (5)..... 3-4
4-19-1930 ....hW..... 9-8
5-31-2013 ....52L+..... 4-6
6-2-2013 ....52W+..... 6-3

Illinois-Chicago
(11-3)
H: 7-2, A: 4-1, N: 0-0
2-16-2007 ....hW..... 11-2
2-17-2007 ....hL..... 4-11
2-18-2007 ....hW..... 6-3
5-07-2010 ....hW..... 8-4
5-08-2010 ....hW..... 11-5
5-09-2010 ....hW..... 5-2
5-7-2011 ....aW..... 9-2
5-8-2011 ....aW..... 10-2
5-9-2011 ....aW..... 5-1
4-28-2017 ....aW..... 3-0
4-28-2017 ....aL..... 0-1
3-2-2018 ....hW..... 5-0
3-3-2018 ....hW..... 3-2
3-4-2018 ....hL..... 5-12

Illinois State
(3-0)
H: 3-0, A: 0-0, N: 0-0
3-4-1983 ....hW..... 14-8
3-6-1983 ....hW (7) 5-2
3-6-1983 ....hW (7) 9-8

Indiana
(1-0)
H: 1-0, A: 0-0, N: 0-0
4-2-1917 ....hW..... 9-1

Indiana Central
(2-1)
H: 2-1, A: 0-0, N: 0-0
4-13-1968 ....hL..... 2-3
3-27-1970 ....hW..... 6-2
3-28-1970 ....hW..... 2-0

Indiana Southeast
(0-1)
H: 0-1, A: 0-0, N: 0-0
3-11-1981 ....hL..... 9-12

Indiana State
(3-0)
H: 3-0, A: 0-0, N: 0-0
2-27-2015 ....hW..... 1-0
2-28-2015 ....hW..... 15-2
3-1-2015 ....hW..... 7-1

Iona
(4-1)
H: 3-0, A: 0-0, N: 1-1
3-26-1990 ....18L (8)..... 1-4
3-28-1990 ....18W (8) ... 15-1
2-18-2005 ....hW..... 9-3
2-19-2005 ....hW..... 9-3
2-19-2005 ....hW..... 16-5

Jacksonville
(7-8)
H: 3-6, A: 3-2, N: 1-0
3-22-1965 ....aW..... 5-3
3-23-1965 ....aW..... 8-1
4-26-1968 ....hW..... 8-1
4-27-1968 ....hL..... 0-1
4-25-1969 ....hL..... 2-3
4-26-1969 ....hL..... 0-3
4-23-1971 ....hW..... 4-3
4-24-1971 ....hW..... 8-2
5-14-1971 ....aL..... 8-12
5-15-1971 ....aL..... 1-7
4-21-1972 ....hL..... 2-6
2-22-1987 ....aW..... 10-1
3-21-1987 ....hL..... 5-10
3-22-1987 ....hL..... 10-12
1-31-1999 ....39W..... 14-1

Jacksonville State
(7-1)
H: 6-1, A: 0-0, N: 1-0
3-8-1979 ....hL (8)..... 9-17
5-2-1981 ....hW..... 9-5
3-5-1996 ....hW..... 14-7
2-26-1997 ....hW..... 15-12
3-11-1998 ....hW..... 14-4
2-22-2000 ....hW..... 10-2
6-4-2004 ....hW*..... 16-3
6-1-2014 ....53W*..... 4-2

Kennesaw State
(20-6)
H: 14-3, A: 6-3, N: 0-0
4-20-1987 ....hW..... 19-5
5-7-1989 ....hL..... 2-12
2-17-2006 ....hW..... 3-2
2-18-2006 ....hW..... 7-0
2-19-2006 ....hW..... 5-1
2-13-2007 ....hW (10) ... 11-8
3-14-2007 ....aL..... 4-6
3-5-2008 ....hW..... 5-3
3-18-2008 ....aW..... 10-0
3-11-2009 ....hW..... 5-4
3-17-2009 ....aW..... 11-0
3-18-2009 ....hW..... 11-3
3-31-2010 ....aL..... 4-7
4-06-2010 ....hW..... 8-2
3-8-2011 ....hW..... 7-4
4-5-2011 ....aL..... 6-7
2-29-2012 ....aW..... 11-5
4-3-2012 ....hW..... 7-3
4-3-2013 ....hW..... 9-1
2-25-2014 ....hL (12)..... 3-5
3-18-2014 ....aW..... 8-7
3-17-2015 ....aW (11) 7-6
4-21-2015 ....hL..... 6-11
3-22-2016 ....aW..... 13-2
4-6-2016 ....hW..... 4-2
4-18-2018 ....hW..... 17-7

Kent State
(13-5)
H: 12-4, A: 0-0, N: 1-1
3-22-1984 ....hW..... 8-7
3-22-1996 ....hW..... 14-12
3-23-1996 ....hL..... 7-9
3-24-1996 ....hW..... 17-16
3-19-1999 ....hW..... 5-2
3-20-1999 ....hL..... 6-11
3-21-1999 ....hW..... 13-12
3-16-2001 ....hW..... 8-5
3-17-2001 ....hW..... 10-3
3-18-2001 ....hW..... 7-4
3-14-2003 ....hW..... 5-4
3-15-2003 ....hW..... 4-1
3-16-2003 ....hL..... 3-5
2-18-2011 ....hW..... 6-3
2-19-2011 ....hW..... 8-1
2-20-2011 ....hL..... 1-6
2-17-2012 ....51L..... 0-5
2-18-2012 ....51W..... 6-2

Kentucky
(32-21)
H: 21-12, A: 11-9, N: 0-0
5-11-1923 ....hW..... 9-5
5-12-1923 ....hW..... 10-2
4-30-1925 ....aW..... 4-3
4-11-1927 ....hW..... 3-2
4-12-1927 ....hW..... 7-5
4-11-1941 ....aW..... 12-5
4-12-1941 ....aW..... —
4-6-1942 ....hW..... 10-7
4-7-1942 ....hW..... 6-5
4-30-1948 ....hL..... 5-8
5-1-1948 ....hW..... 18-6
5-8-1948 ....aL..... 4-5
5-8-1948 ....aW..... 12-8
4-8-1949 ....hL..... 7-14
4-9-1949 ....hL..... 8-9
5-6-1949 ....aW..... 18-13
5-7-1949 ....aL..... 1-9
4-5-1950 ....hL..... 6-10
4-6-1950 ....hL..... 9-14
4-28-1950 ....aL..... 2-7
4-14-1951 ....aL..... 3-4
4-14-1951 ....aW..... 5-4
5-14-1951 ....hW..... 16-11
5-15-1951 ....hL..... 8-9
4-18-1952 ....hW..... 25-11
4-19-1952 ....hW..... 6-5
5-1-1953 ....aL..... 3-14
5-2-1953 ....aW..... 14-3
4-16-1954 ....hW..... 9-0
4-17-1954 ....hL..... 3-4
4-8-1955 ....hW..... 17-0
4-9-1955 ....hW..... 21-3
4-29-1955 ....aW..... 13-3
4-30-1955 ....aW..... 10-2
4-5-1957 ....hW..... 6-5
4-6-1957 ....hW..... 13-4
4-6-1957 ....hW..... 9-7
4-25-1958 ....aW..... 3-2
4-26-1958 ....aL..... 5-7
4-24-1959 ....hL..... 1-4
4-25-1959 ....hW..... 5-4
4-25-1959 ....hW..... 15-1
4-8-1960 ....hL..... 10-11
4-9-1960 ....hW..... 4-3
4-28-1961 ....aL (10) ... 15-16
4-29-1961 ....aL (7)..... 0-15
4-7-1962 ....hL (7)..... 3-4
4-7-1962 ....hW (8) 6-4
4-24-1963 ....aL..... 10-13
4-25-1963 ....aW..... 5-3
4-25-1974 ....hW..... 13-12
4-3-1981 ....hL..... 9-16
4-2-1982 ....hL..... 4-10

Lamar
(1-0)
H: 0-0, A: 0-0, N: 1-0
2-9-2001 ....41W..... 11-9

Lewis University
(1-1)
H: 1-1, A: 0-0, N: 0-0
4-15-1971 ....hW..... 8-2
4-16-1971 ....hL..... 5-9

Liberty
(4-1)
H: 4-1, A: 0-0, N: 0-0
2-24-1984 ....hW..... 12-5
2-25-1984 ....hL..... 3-4
3-6-1989 ....hW..... 7-5
5-27-1993 ....hW*..... 4-1
3-15-2000 ....hW..... 6-1

Lipscomb
(5-0)
H: 4-0, A: 0-0, N: 1-0
4-29-1967 ....hW..... 9-2
5-31-2008 ....42W*..... 6-3
2-20-2009 ....hW..... 9-0
2-21-2009 ....hW..... 13-3
2-22-2009 ....hW..... 5-3

Louisiana-Lafayette
(1-0)
Formerly: Southwestern La.
H: 0-0, A: 0-0, N: 1-0
5-23-1997 ....38W*..... 8-0

Louisiana-Monroe
(2-0)
Formerly: Northeast Louisiana
H: 0-0, A: 0-0, N: 2-0
3-25-1964 ....10W..... 7-4
3-26-1964 ....10W..... 3-2

Louisiana State
(0-3)
H: 0-0, A: 0-2, N: 0-1
5-25-1990 ....aL*..... 5-11
2-21-1992 ....29L..... 2-3
5-26-1996 ....aL*..... 13-29

Louisville
(1-8)
H: 0-3, A: 0-3, N: 1-2
5-15-1976 ....13L+..... 3-6
5-14-1977 ....13L+..... 3-15
5-30-2008 ....42W*..... 8-5
3-27-2015 ....aL..... 1-4
3-28-2015 ....aL..... 3-8
3-29-2015 ....aL..... 1-4
4-13-2017 ....hL..... 0-3
4-14-2017 ....hL..... 1-10
4-15-2017 ....hL..... 4-5

Marietta
(0-1)
H: 0-0, A: 0-1, N: 0-0
8-27-1946 ....aL..... 2-3

Marietta [Ohio]
(1-0)
H: 1-0, A: 0-0, N: 0-0
3-9-1975 ....hW..... 14-7

Marist College
(1-0)
H: 1-0, A: 0-0, N: 0-0
3-23-1909 ....hW#..... 5-0

Maryland
(73-26)
H: 43-6, A: 25-19, N: 5-1
4-28-1921 ....aL..... 6-3
4-27-1922 ....aW..... 8-3
4-5-1923 ....hW..... 4-3
4-15-1925 ....hW..... 21-4
4-7-1928 ....hW..... 8-2
5-28-1971 ....9W*..... 9-4
3-10-1974 ....hL..... 5-7
4-17-1980 ....hL..... 9-11
4-18-1980 ....hL..... 5-9
4-25-1980 ....aL+..... 2-9
4-18-1981 ....aL..... 4-12
4-19-1981 ....aL..... 1-4
4-18-1982 ....hW (7) 3-2
4-18-1982 ....hW (7) 5-4
3-24-1983 ....aL..... 2-5
3-25-1983 ....aL..... 5-8
3-18-1984 ....hW..... 9-2
3-19-1984 ....hL..... 11-16
4-18-1984 ....15L+..... 0-4
3-28-1985 ....aW..... 29-2
3-29-1985 ....aL..... 6-8
4-20-1985 ....hW+..... 8-2
3-31-1986 ....hW..... 11-4
4-1-1986 ....hW..... 26-0
5-14-1986 ....15W+..... 7-5
3-27-1987 ....aW..... 10-2
5-1-1987 ....hW..... 20-14
5-2-1987 ....hW..... 7-3
3-12-1988 ....hW..... 9-3
3-25-1988 ....aL..... 2-8
3-21-1989 ....hW (8) 6-5
3-22-1989 ....hW..... 19-7
4-14-1989 ....aW..... 14-3
3-30-1991 ....hW (7) 11-5
3-30-1991 ....hW (7) 8-2
3-31-1991 ....hW..... 3-2
3-24-1992 ....aW..... 13-6
3-25-1992 ....aL..... 5-6
3-12-1993 ....hL (7)..... 8-10
5-15-1993 ....21W+..... 6-0
3-22-1994 ....aW..... 12-4
3-23-1994 ....aL..... 5-6
3-24-1994 ....aW..... 12-4
3-20-1995 ....hW..... 25-17
3-21-1995 ....hW..... 18-6
3-22-1995 ....hW..... 10-7
5-3-1996 ....aW..... 13-2
5-4-1996 ....aW..... 7-1
5-5-1996 ....aW (10) 8-6
3-28-1997 ....hW..... 7-0
3-29-1997 ....hW..... 13-11
3-30-1997 ....hW..... 11-1
5-9-1998 ....aW..... 3-2
5-9-1998 ....aL (7)..... 1-4
5-10-1998 ....aW..... 12-3
3-26-1999 ....hW..... 11-3

SERIES HISTORY

3-27-1999 . . . .hW. 5-1
3-28-1999 . . . .hW. 13-0
4-7-2000 . . . . .aW. 7-3
4-8-2000 . . . . .aW. 8-5
4-9-2000 . . . . .aW. 10-3
4-23-2001 . . . .hW. 15-1
4-24-2001 . . . .hW. 8-1
4-25-2001 . . . .hW. 11-9
4-12-2002 . . . .aW. 9-6
4-13-2002 . . . .aL 8-9
4-14-2002 . . . .aW (7) 12-1
3-21-2003 . . . .hW. 13-7
3-22-2003 . . . .hW. 12-4
3-23-2003 . . . .hW. 20-6
5-21-2004 . . . .47aW. 10-2
5-22-2004 . . . .47aW. 15-1
5-23-2004 . . . .47aW. 18-6
5-26-2004 . . . .44W+ 4-3
4-1-2005 . . . .hW. 13-8
4-2-2005 . . . .hL 1-2
4-3-2005 . . . .hW. 24-4
3-31-2006 . . . .aW. 15-4
4-1-2006 . . . .aL 3-6
4-2-2006 . . . .aL 5-8
3-30-2007 . . . .hW. 5-4
3-31-2007 . . . .hW. 16-6
4-1-2007 . . . .hW. 4-2
4-18-2008 . . . .aL 5-7
4-19-2008 . . . .aL 13-14
4-20-2008 . . . .aW (5) 9-6
3-6-2009 . . . .hW. 5-1
3-7-2009 . . . .hW. 24-3
3-8-2009 . . . .hW. 10-7
3-19-2010 . . . .aL 2-5
3-20-2010 . . . .aW. 24-4
3-21-2010 . . . .aW. 10-3
3-11-2011 . . . .hW. 1-0
3-12-2011 . . . .hW. 9-3
3-13-2011 . . . .hW. 6-2
4-18-2014 . . . .aL 2-7
4-19-2014 . . . .aL 1-4
4-20-2014 . . . .aW (12) . . . 13-6
5-25-2014 . . . .50W+ 9-4

Marshall
(1-0)
H: 1-0, A: 0-0, N: 0-0
2-18-2017 . . . .hW. 11-3

Memphis
(1-4)
Formerly: Memphis State
H: 1-3, A: 0-0, N: 0-1
5-6-1966 . . . . .hL 2-7
5-7-1966 . . . . .hW. 2-0
4-14-1972 . . . .hL 2-3
4-15-1972 . . . .hL 3-22
5-13-1977 . . . .13L+. 2-9

Mercer
(112-56)
H: 65-26, A: 46-29, N: 1-1
4-17-1897 . . . .aL 6-9
5-7-1898 . . . . .aL 8-10
5-6-1899 . . . . .aL 2-14
4-7-1900 . . . . .aL 1-10
4-26-1901 . . . .hW. 3-0
4-27-1901 . . . .hL 3-7
6-7-1901 . . . . .hL 10-15
6-8-1901 . . . . .hW. 6-5
4-5-1902 . . . .hW. 8-1
5-3-1902 . . . . .hL 1-10
4-4-1903 . . . . .aL 4-6
4-18-1903 . . . .hW. 10-3
5-15-1903 . . . .aW. 9-3
3-26-1904 . . . .hW. 10-4
5-6-1904 . . . . .aW. 4-1
5-7-1904 . . . . .aL (10). 2-3
4-29-1905 . . . .hW#. 9-2
5-12-1905 . . . .aW. 5-3
5-13-1905 . . . .aW. 2-0
5-20-1905 . . . .hW. 10-4
3-30-1906 . . . .aW. 14-1
3-31-1906 . . . .aW. 3-0
4-27-1906 . . . .hW. 4-3
4-28-1906 . . . .hW. 2-0
3-30-1907 . . . .hW. 4-0
4-13-1907 . . . .aW (11) 1-0
3-27-1908 . . . .aL 0-2
3-28-1908 . . . .aL 2-3
4-9-1909 . . . . .hL 0-4
4-10-1909 . . . .hW. 7-3
5-3-1909 . . . . .aL 2-7
5-4-1909 . . . . .aL 2-3
4-8-1910 . . . . .hW. 7-4
4-9-1910 . . . . .hW. 10-0
4-29-1910 . . . .aW. 3-1
4-30-1910 . . . .aW. 2-0
4-7-1911 . . . . .hL 6-8
4-14-1911 . . . .3L 2-5
4-15-1911 . . . .3W. 7-2
4-5-1912 . . . . .hL 2-3
4-6-1912 . . . . .hW. 4-1
5-10-1912 . . . .aW. 4-1
5-11-1912 . . . .aL 3-5
4-4-1913 . . . . .hL 2-3
4-5-1913 . . . . .hW. 4-1
4-11-1913 . . . .aL 2-4
4-13-1914 . . . .hL 0-8
4-14-1914 . . . .hW. 5-1
4-30-1915 . . . .hL 1-3
5-1-1915 . . . . .hL 3-7
4-8-1916 . . . . .aW. 6-0
4-6-1917 . . . . .hL 0-2
4-7-1917 . . . . .hL 1-3
4-28-1917 . . . .hW. 4-2
5-9-1917 . . . . .aW. 5-3
3-29-1918 . . . .hL 0-8
3-30-1918 . . . .hW. 5-2
5-3-1918 . . . . .hL 3-4
5-4-1918 . . . . .aW. 10-0
3-28-1919 . . . .aL 1-10
3-29-1919 . . . .aL (11). 4-5
4-18-1919 . . . .hW (11) 3-2
4-19-1919 . . . .hW. 8-1
4-2-1920 . . . . .aW. 3-0
4-7-1922 . . . . .hW. 10-3
4-8-1922 . . . . .hW. 1-0
4-27-1923 . . . .aW. 9-3
4-28-1923 . . . .aW. 9-2
4-13-1928 . . . .hL 3-7
4-10-1931 . . . .aL 7-9
4-11-1931 . . . .aW. 13-1
4-20-1931 . . . .hW. 7-3
4-21-1931 . . . .hW. 10-7
4-2-1954 . . . . .hW. 14-4
4-3-1954 . . . . .aW. 9-5
3-30-1955 . . . .hW. 5-4
4-6-1955 . . . . .aL 10-11
3-30-1956 . . . .hW. 10-2
5-1-1956 . . . . .aL 4-6
5-3-1960 . . . . .hW. 12-2
5-10-1960 . . . .aL 7-9
5-8-1962 . . . . .hW. 12-2
5-12-1962 . . . .aW. 2-1
5-14-1963 . . . .hW. 5-0
5-12-1964 . . . .hW. 9-7
5-12-1965 . . . .hW. 11-5
5-15-1965 . . . .aW. 6-2
5-2-1966 . . . . .aW (12) 3-0
5-11-1966 . . . .hW. 7-5
5-9-1967 . . . . .hW. 4-0
5-15-1967 . . . .aW. 9-2
5-7-1968 . . . . .aW. 12-3
5-12-1970 . . . .aW. 3-0
5-15-1970 . . . .hL 5-9
5-5-1972 . . . . .hW. 4-0
5-11-1972 . . . .aW. 5-0
5-2-1973 . . . . .hW. 4-3
5-4-1973 . . . . .aW. 7-6
5-6-1974 . . . . .hW. 7-4
3-27-1975 . . . .aL 0-1
3-12-1976 . . . .hL 1-5
4-23-1976 . . . .aL 6-8
4-29-1977 . . . .aL 3-11
5-9-1977 . . . . .hW. 9-1
4-24-1978 . . . .hL 5-8
5-6-1978 . . . . .aW (11) 5-4
5-4-1979 . . . . .hW. 8-6
3-2-1981 . . . . .hL 5-7
4-2-1985 . . . . .hW. 17-5
4-9-1985 . . . . .aW. 13-5
4-29-1986 . . . .hW. 16-9
5-2-1986 . . . . .aW. 5-2
3-11-1987 . . . .aW. 12-7
5-11-1987 . . . .hW. 11-4
5-9-1988 . . . . .hL (7). 7-11
5-9-1988 . . . . .hW (7) 2-1
5-6-1989 . . . . .hW. 6-3
5-10-1989 . . . .aL 8-14
2-13-1990 . . . .aL 3-7
4-16-1990 . . . .hW. 18-1
4-9-1991 . . . . .aW. 11-7
4-10-1991 . . . .hW. 9-6
4-15-1992 . . . .aL 2-4
4-22-1992 . . . .hW. 11-5
3-9-1993 . . . . .aW. 8-4
3-24-1993 . . . .hW. 8-5
4-14-1993 . . . .hW. 7-6
5-4-1994 . . . . .aL (10). 5-6
4-12-1995 . . . .hW. 9-2
5-2-1995 . . . . .aL 5-17
2-27-1996 . . . .hW. 7-2
4-10-1996 . . . .aW. 11-8
2-18-1997 . . . .aW. 12-8
3-5-1997 . . . . .hW. 7-6
2-24-1998 . . . .hL 9-13
4-22-1998 . . . .aW. 10-6
4-20-1999 . . . .hW. 7-2
5-11-1999 . . . .aW. 15-12
4-11-2000 . . . .aW (7) 19-6
5-9-2000 . . . . .hW. 16-7
3-27-2001 . . . .hW. 10-4
5-8-2001 . . . . .aW (7) 15-2
4-23-2002 . . . .hW. 12-1
5-8-2002 . . . . .aW. 20-7
2-19-2003 . . . .aW. 9-1
3-25-2003 . . . .hW. 9-1
3-19-2008 . . . .hW. 7-6
4-22-2008 . . . .aW. 16-9
3-10-2009 . . . .hW. 17-3
3-23-2010 . . . .aW. 15-8
3-24-2010 . . . .hW. 19-4
6-04-2010 . . . .hW*. 10-0
3-29-2011 . . . .hL 2-4
4-19-2011 . . . .aL 3-6
4-10-2012 . . . .hW. 6-4
5-15-2012 . . . .aL 3-4
3-5-2013 . . . . .hW. 16-9
4-2-2013 . . . . .aL 1-10
3-25-2014 . . . .hL 1-4
4-23-2014 . . . .hL (10). 3-4
4-7-2015 . . . . .hW. 4-3
5-6-2015 . . . . .aW. 9-7
4-5-2016 . . . . .aW. 6-5
4-19-2016 . . . .hL 8-9
3-28-2017 . . . .aW. 11-3
4-18-2017 . . . .hW. 8-5
3-21-2018 . . . .hL 2-6
4-10-2018 . . . .aL 16-8

Mercer-Atlanta
(8-0)
H: 5-0, A: 3-0, N: 0-0
4-30-1982 . . . .hW. 6-5
5-5-1982 . . . . .aW. 10-2
4-26-1983 . . . .aW. 19-6
4-27-1983 . . . .aW. 16-0
5-5-1983 . . . . .hW. 21-3
5-6-1983 . . . . .hW. 17-7
3-29-1984 . . . .hW. 12-1
4-28-1984 . . . .hW. 23-3

Merchants
(1-0)
H: 1-0, A: 0-0, N: 0-0
6-2-1900 . . . . .hW. 12-8

Miami [Fla.]
(40-61-2)
H: 20-23, A: 14-33-2, N: 6-5
3-21-1958 . . . .aL 6-7
3-22-1958 . . . .aL 4-7
3-23-1959 . . . .aL 3-4
3-25-1959 . . . .aT 2-2
3-26-1959 . . . .aW. 15-3
3-27-1959 . . . .aW. 4-0
3-24-1960 . . . .aL 1-5
3-26-1960 . . . .aL 3-4
3-23-1961 . . . .aL 3-10
3-25-1961 . . . .aT 5-5
4-12-1965 . . . .hL 1-5
4-13-1965 . . . .hL 1-2
5-14-1966 . . . .hL (7). 1-4
5-14-1966 . . . .hW (7) 5-3
4-21-1967 . . . .hW. 6-2
4-22-1967 . . . .hW (7) 2-1
4-22-1967 . . . .hW (7) 4-2
5-27-1971 . . . .9L*. 3-4
5-29-1971 . . . .9W*. 5-3
4-16-1978 . . . .hL 3-18
5-14-1982 . . . .hL 7-10
5-15-1982 . . . .hL 3-13
2-21-1983 . . . .aW. 4-1
2-22-1983 . . . .aL 7-10
2-23-1983 . . . .aL 4-10
5-25-1986 . . . .aL* (10) 6-7
5-26-1986 . . . .aL*. 9-15
5-28-1988 . . . .aL*. 2-4
5-26-1989 . . . .27W+ 9-7
5-17-1991 . . . .hW. 9-5
5-18-1991 . . . .hL 7-10
5-19-1991 . . . .hL 1-7
5-15-1992 . . . .aL (13). 5-6
5-16-1992 . . . .aL 2-6
5-17-1992 . . . .aL 3-4
4-4-1997 . . . . .aL 1-10
4-5-1997 . . . . .aL 4-9
4-6-1997 . . . . .aL 0-12
4-24-1998 . . . .hW. 22-7
4-25-1998 . . . .hL 5-8
4-26-1998 . . . .hL 8-9
5-6-2000 . . . . .aW. 10-2
5-7-2000 . . . . .aL 2-3
5-8-2000 . . . . .aL 5-7
5-10-2002 . . . .hW. 7-6
5-11-2002 . . . .hL 2-10
5-12-2002 . . . .hW (8) 16-8
3-28-2003 . . . .aL 6-7
3-29-2003 . . . .aL 8-13
3-30-2003 . . . .aL (8) 16-17
4-2-2004 . . . . .hW. 17-4
4-3-2004 . . . . .hL 7-9
4-4-2004 . . . . .hL 13-16
3-25-2005 . . . .aL 1-20
3-26-2005 . . . .aW. 17-7
3-27-2005 . . . .aW. 11-10
5-18-2006 . . . .hL 7-8
5-19-2006 . . . .hW. 14-5
5-20-2006 . . . .hW. 12-7
5-24-2006 . . . .48W+ 2-1
5-26-2006 . . . .48W+ 7-4
4-6-2007 . . . . .aW. 9-2
4-7-2007 . . . . .aL (11). 2-5
4-8-2007 . . . . .aL 7-8
4-12-2008 . . . .hL 5-10
4-12-2008 . . . .hL 5-15
4-13-2008 . . . .hL 3-9
5-22-2008 . . . .48L+. 12-15
3-27-2009 . . . .aW. 13-9
3-28-2009 . . . .aW. 6-4
3-29-2009 . . . .aL 2-6
5-20-2009 . . . .15L+. 6-8
5-14-2010 . . . .hW. 14-3
5-15-2010 . . . .hL 2-9
5-16-2010 . . . .hW. 6-3
3-25-2011 . . . .aW. 8-3
3-26-2011 . . . .aW. 12-3
3-27-2011 . . . .aW. 3-1
5-15-2012 . . . .hL 4-5
5-16-2012 . . . .hL 6-8
5-17-2012 . . . .hW. 2-1
5-27-2012 . . . .50W+ 8-5
5-16-2013 . . . .aL 3-8
5-17-2013 . . . .aL 7-11
5-18-2013 . . . .aW. 10-1
3-14-2014 . . . .hL 8-10
3-15-2014 . . . .hW. 13-7
3-15-2014 . . . .hW (10) 3-2
5-21-2014 . . . .50W+ 6-3
5-14-2015 . . . .aL 0-3
5-15-2015 . . . .aL 1-22
5-16-2015 . . . .aL 4-17
5-7-2016 . . . . .hW. 12-1
5-8-2016 . . . . .hL 2-12
5-9-2016 . . . . .hL 6-17
5-25-2016 . . . .15L+. 0-4
3-10-2017 . . . .aL 8-10
3-11-2017 . . . .aW (11) 7-5
3-12-2017 . . . .aL 7-17
5-23-2017 . . . .56L+ (13) . . 5-6
3-30-2018 . . . .hW. 6-1
3-31-2018 . . . .hW. 13-4
4-1-2018 . . . . .hW. 4-1

Michigan
(2-3)
H: 1-2, A: 0-0, N: 1-1
4-9-1912 . . . . .2L (7). 4-5
3-10-1995 . . . .hW. 15-8
3-11-1995 . . . .hL 6-8
3-12-1995 . . . .hL 5-27
2-23-2003 . . . .46W. 7-6

Michigan State
(0-2-1)
H: 0-2-1, A: 0-0, N: 0-0
3-31-1932 . . . .hT 4-4
3-25-1949 . . . .hL 5-9
3-26-1949 . . . .hL 2-7

Middle Tennessee State
(4-1)
H: 4-1, A: 0-0, N: 0-0
5-8-1970 . . . . .hW. 4-1
3-26-1972 . . . .hW. 5-2
5-18-1990 . . . .hL 4-5
5-19-1990 . . . .hW (7) 5-0
5-20-1990 . . . .hW (8) 5-4

Milledgeville Cadets
(1-0)
H: 0-0, A: 1-0, N: 0-0
5-15-1897 . . . .aW. 8-3

Milligan
(16-3-1)
H: 15-3-1, A: 0-0, N: 1-0
3-26-1965 . . . .7W. 15-2
4-1-1966 . . . . .hW. 11-2
4-2-1966 . . . . .hW. 19-1
3-31-1967 . . . .hW. 10-2
4-1-1967 . . . . .hW. 14-7
3-25-1968 . . . .hW. 2-1
3-26-1968 . . . .hW. 7-6
3-26-1969 . . . .hL 6-10
3-27-1969 . . . .hW (13) . . . 10-9
3-30-1970 . . . .hW. 8-4
3-31-1970 . . . .hT 0-0
3-29-1971 . . . .hW. 3-0
3-30-1971 . . . .hW. 2-1
3-27-1972 . . . .hW. 8-6
3-28-1972 . . . .hW. 7-6
3-30-73 . . . . .hW. 3-1
4-5-1975 . . . . .hL 4-9
3-23-1976 . . . .hW. 5-1
3-20-1977 . . . .hL 3-6
3-26-1979 . . . .hW (7) 24-8

Minnesota
(5-1)
H: 4-0, A: 0-0, N: 1-1
3-31-1989 . . . .26L 4-14
3-7-1993 . . . . .26W. 11-3
2-11-1994 . . . .hW. 3-1
2-12-1994 . . . .hW. 10-5
2-13-1994 . . . .hW. 8-2
2-16-2018 . . . .hW. 3-2

Mississippi
(5-2)
H: 4-2, A: 1-0, N: 0-0
4-3-1914 . . . . .hW. 6-4
4-4-1914 . . . . .hW. 6-0
4-21-1916 . . . .hW. 9-0
4-22-1916 . . . .hW. 4-3
5-18-1959 . . . .aW+. 4-3
5-19-1959 . . . .hL+. 5-8
5-20-1959 . . . .hL+. 7-11

Mississippi State
(3-11)
Formerly: Mississippi A&M
H: 1-4, A: 1-4, N: 1-3
4-27-1914 . . . .aL 1-9
4-14-1915 . . . .hW. 8-6
4-15-1915 . . . .hL (10) 5-7
5-2-1919 . . . . .aW. 6-2
5-3-1919 . . . . .aL 1-2
4-1-1927 . . . . .hL 3-10
4-2-1927 . . . . .hL 5-7
5-29-1971 . . . .9W*. 20-8
5-30-1971 . . . .9L*. 2-5
5-18-1985 . . . .16L# 5-7
5-19-1985 . . . .16L# 7-15
5-19-1985 . . . .aL# 2-3
5-25-1997 . . . .aL*. 2-10
6-5-2011 . . . . .hL*. 3-7

Mississippi Valley State
(1-0)
H: 1-0, A: 0-0, N: 0-0
3-15-2006 . . . .hW. 13-4

Missouri State
(3-0)
H: 3-0, A: 0-0, N: 0-0
2-19-2010 . . . .hW. 4-0
2-20-2010 . . . .hW. 20-3
2-21-2010 . . . .hW. 13-0

Morehead State
(1-1)
H: 1-1, A: 0-0, N: 0-0
4-9-1964 . . . . .hL 1-7
5-4-1989 . . . . .hW. 9-2

Navy
(2-0-1)
H: 0-0, A: 1-0-1, N: 1-0
4-27-1921 . . . .aT (11) 2-2
4-26-1922 . . . .aW. 13-1
5-23-1986 . . . .19W* (14). . . 9-8

Nebraska
(1-0)
H: 0-0, A: 0-0, N: 1-0
2-11-2001 . . . .41W. 15-8

New Orleans
(19-7)
H: 9-3, A: 8-3, N: 2-1
2-22-1985 . . . .aW. 6-5
2-23-1985 . . . .aW. 7-5
4-4-1986 . . . . .hL 5-15
4-5-1986 . . . . .hW. 7-0
4-6-1986 . . . . .hW. 10-7
2-28-1987 . . . .aW (7) 6-5
2-28-1987 . . . .aW (7) 17-5
3-1-1987 . . . . .aW. 14-11
3-29-1988 . . . . .hL 1-4
3-30-1988 . . . .hL (10) . . . 14-15
3-31-1988 . . . .hW. 13-6
2-17-1989 . . . .aW. 10-9
2-18-1989 . . . .aL 2-7
2-19-1989 . . . .aW (12) 7-6
3-15-1990 . . . .hW. 12-2
3-17-1990 . . . .hW (7) 7-6
3-17-1990 . . . .hW (7) 10-3
2-15-1991 . . . .aL 5-6
2-16-1991 . . . .aL 2-12
2-17-1991 . . . .aW. 13-3
2-22-1992 . . . .29W. 5-4
3-6-1992 . . . . .hW. 7-5
3-7-1992 . . . . .hW. 12-8
3-8-1992 . . . . .hW. 4-0
5-23-1996 . . . .28L*. 3-13
5-25-1996 . . . .28W*. 12-7

New York Tech
(3-0)
H: 3-0, A: 0-0, N: 0-0
3-2-1991 . . . . .hW (7) 7-6
3-2-1991 . . . . .hW (7) 17-3
3-3-1991 . . . . .hW. 11-2

Newberry
(2-0)
H: 2-0, A: 0-0, N: 0-0
4-14-1905 . . . .hW. 4-3
4-15-1905 . . . .hW. 6-2

Newnan
(1-0)
H: 1-0, A: 0-0, N: 0-0
5-22-1901 . . . .hW. 3-2

North Carolina
(76-66)
H: 37-31, A: 29-29, N: 10-6
5-10-1901 . . . .hL 6-9
5-5-1923 . . . . .hW. 9-3
6-9-1923 . . . . .hL# 1-4
4-26-1926 . . . .aW. 10-5
4-27-1926 . . . .aW. 11-3
5-4-1927 . . . . .hW. 9-8
5-5-1927 . . . . .hW (8) 12-4
6-10-1948 . . . .36L*. 0-15
4-12-1963 . . . .hL 3-6
4-16-1965 . . . .hW. 3-0
4-17-1965 . . . .hW. 6-5
4-11-1966 . . . .hL 0-3
4-19-1968 . . . .hW. 4-3
4-20-1968 . . . .hL 3-10
4-8-1969 . . . . .hL 6-10
3-28-1971 . . . .hW. 3-2
3-19-1972 . . . .hL 2-7
3-29-1980 . . . .aL 4-5
4-8-1980 . . . . .hL 6-20
3-27-1981 . . . .aL 5-10
4-10-1981 . . . .hL 3-5
3-26-1982 . . . .aL 7-8
4-4-1982 . . . . .hL 11-13
4-1-1983 . . . . .aL 2-4
4-10-1983 . . . .hW. 5-4
3-31-1984 . . . .hL 4-9
4-7-1984 . . . . .aL (10). 2-6
4-21-1984 . . . .15L+. 4-9
4-6-1985 . . . . .hL 3-5
4-14-1985 . . . .aL 3-4
4-12-1986 . . . .aL 6-8
4-20-1986 . . . .hW. 12-3
5-17-1986 . . . .15W+ 9-7
4-4-1987 . . . . .hW (7) 3-1
4-4-1987 . . . . .hW (7) 16-4
4-24-1987 . . . .aW. 7-5
4-3-1988 . . . . .hW. 6-2
5-6-1988 . . . . .aW. 7-4
5-7-1988 . . . . .aW. 10-6
5-13-1988 . . . .21L+. 3-5
5-15-1988 . . . .21W+ 6-2
3-24-1989 . . . .aL 1-6
4-21-1989 . . . .hL 9-12
4-22-1989 . . . .hW. 2-1
4-20-1990 . . . .hW. 10-6
4-21-1990 . . . .hW. 11-5
4-22-1990 . . . .hL (11). . . 11-12
5-13-1990 . . . .21L+. 4-9
4-20-1991 . . . .aL (7). 4-6
4-20-1991 . . . .aW (7) 2-0
4-21-1991 . . . .aL 0-4
4-17-1992 . . . .hW. 8-1
4-18-1992 . . . .hW. 15-4
4-19-1992 . . . .hW. 6-3
5-9-1992 . . . . .21W+ 5-4
4-16-1993 . . . .aW. 4-3
4-17-1993 . . . .aL 1-7
4-18-1993 . . . .aW. 6-2
4-1-1994 . . . . .hW. 7-4
4-2-1994 . . . . .hW (10) 7-6
4-3-1994 . . . . .hL 8-11
5-18-1994 . . . .21W+ 7-4
3-24-1995 . . . .aL 9-11
3-25-1995 . . . .aL 5-7

RECORDS

SERIES HISTORY

3-26-1995 . . . .aW. 7-5
5-19-1995 . . . .21L+. 9-12
4-19-1996 . . . .hL 6-12
4-20-1996 . . . .hL 7-8
4-21-1996 . . . .hL 11-12
5-16-1996 . . . .34W+ 13-9
3-8-1997 . . . .aW. 11-8
3-9-1997 . . . .aW. 10-7
3-10-1997 . . . .aW. 9-8
5-14-1997 . . . .37W+ 7-6
3-13-1998 . . . .hL 10-11
3-14-1998 . . . .hW. 11-4
3-15-1998 . . . .hL 1-9
5-15-1999 . . . .aL (7) 0-5
5-15-1999 . . . .aW (7) 3-2
5-16-1999 . . . .aW. 3-2
5-19-1999 . . . .34W+ 15-4
3-17-2000 . . . .hW. 5-4
3-18-2000 . . . .hW. 16-3
3-19-2000 . . . .hW. 8-7
5-11-2001 . . . .aL 5-10
5-12-2001 . . . .aW. 19-5
5-13-2001 . . . .aL 10-11
5-17-2002 . . . .hW. 7-4
5-18-2002 . . . .hW. 12-9
5-19-2002 . . . .hL 1-6
5-24-2002 . . . .37W+ 10-8
4-4-2003 . . . .aW. 10-6
4-5-2003 . . . .aL 3-7
4-6-2003 . . . .aW. 12-5
5-25-2003 . . . .44W+ 10-6
4-9-2004 . . . .hL 7-9
4-10-2004 . . . .hW. 8-4
4-11-2004 . . . .hW. 13-8
5-19-2005 . . . .aL 4-5
5-20-2005 . . . .aL 6-7
5-21-2005 . . . .aW. 8-1
3-24-2006 . . . .hL 0-2
3-25-2006 . . . .hW. 11-1
3-26-2006 . . . .hW. 3-2
5-11-2007 . . . .aL 3-10
5-12-2007 . . . .aW. 9-5
5-13-2007 . . . .aL 11-14
5-23-2007 . . . .48W+ 8-4
4-4-2008 . . . .49aL 1-8
4-6-2008 . . . .49aL 4-10
4-6-2008 . . . .49aW. 4-1
4-3-2009 . . . .hL 2-4
4-4-2009 . . . .hW (11) . . . 10-6
4-5-2009 . . . .hL 10-13
3-26-2010 . . . .aW. 2-1
3-27-2010 . . . .aW. 13-5
3-28-2010 . . . .aW. 11-8
5-13-2011 . . . .hL 2-3
5-14-2011 . . . .hW. 9-8
5-15-2011 . . . .hW. 3-0
4-20-2012 . . . .aW. 11-4
4-21-2012 . . . .aL 6-12
4-21-2012 . . . .aW. 4-2
5-10-2013 . . . .hW. 5-4
5-11-2013 . . . .hL 1-3
5-12-2013 . . . .hW (11) 9-8
3-21-2014 . . . .aL (11) 2-3
3-22-2014 . . . .aW (13) 6-5
3-22-2014 . . . .aW. 9-1
3-20-2015 . . . .hL 3-5
3-21-2015 . . . .hW. 6-5
3-21-2015 . . . .hL 1-5
5-24-2016 . . . .aW. 3-2
5-25-2016 . . . .aL 0-8
5-26-2016 . . . .aW. 6-0
5-17-2017 . . . .hL 5-6
5-18-2017 . . . .hW (12) 4-2
5-19-2017 . . . .hL 4-7
4-20-2018 . . . .aL 3-9
4-21-2018 . . . .aL (10) 8-9
4-22-2018 . . . .aL 3-10
5-25-2018 . . . .56L+. 0-9

NC State
(74-58)
H: 37-16, A: 24-30, N: 13-12
4-22-1921 . . . .aW. 7-2
4-23-1921 . . . .aW. 6-0
5-6-1921 . . . .hW. 10-0
5-7-1921 . . . .hL 1-4
4-25-1924 . . . .aL 4-5
4-26-1924 . . . .aL 4-5
4-28-1926 . . . .aW. 10-2
4-29-1926 . . . .aW. 7-5
5-6-1927 . . . .hW. 8-7
5-7-1927 . . . .4W. 8-4
4-5-1980 . . . .hW. 7-5
4-5-1980 . . . .hW (8) 8-7
3-26-1981 . . . .aL 2-10
4-12-1981 . . . .hL 5-12
4-24-1981 . . . .14L+. 6-9
3-25-1982 . . . .aL 7-13
4-3-1982 . . . .hW. 7-6
4-21-1982 . . . .14W+ 5-1
4-9-1983 . . . .hW (7) 14-8
4-9-1983 . . . .hL (7) 5-8
4-20-1983 . . . .14L+. 7-10
4-1-1984 . . . .hW. 18-11
4-8-1984 . . . .aL 2-5
4-21-1984 . . . .15W+ 5-3
4-7-1985 . . . .hW. 4-3
4-13-1985 . . . .aL 5-8
4-17-1985 . . . .hW+ 23-11
4-13-1986 . . . .aL (10) 2-3
4-19-1986 . . . .hW. 7-6
5-16-1986 . . . .15W+ 7-3
5-17-1986 . . . .15W+ 9-6
4-5-1987 . . . .hW. 10-8
4-26-1987 . . . .aL (7) 3-10
4-26-1987 . . . .aW (7) 6-1
5-14-1987 . . . .21L+. 4-5
5-17-1987 . . . .21W+ 6-0
4-1-1988 . . . .hL 2-12
4-2-1988 . . . .hW. 11-5
5-8-1988 . . . .aL 7-11
5-12-1988 . . . .21W+ 8-5
3-25-1989 . . . .aW. 10-4
3-26-1989 . . . .aL 3-4
5-5-1989 . . . .hL 8-10
4-6-1990 . . . .aL 7-10
4-7-1990 . . . .aL 7-9
4-8-1990 . . . .aL 10-11
5-14-1990 . . . .21L+. 6-10
4-5-1991 . . . .hW. 12-5
4-6-1991 . . . .hW. 15-13
4-7-1991 . . . .hL 8-11
5-14-1991 . . . .21W+ 4-3
3-28-1992 . . . .aL 6-10
3-29-1992 . . . .aL 3-9
3-30-1992 . . . .aL 1-4
5-10-1992 . . . .21L+. 4-7
5-7-1993 . . . .hW. 19-5
5-8-1993 . . . .hW. 10-6
5-9-1993 . . . .hL 11-13
4-15-1994 . . . .aL (10) 7-8
4-16-1994 . . . .aW. 11-7
4-17-1994 . . . .aW. 7-4
5-21-1994 . . . .21L+. 3-11
5-12-1995 . . . .hW. 6-4
5-13-1995 . . . .hW. 14-7
5-14-1995 . . . .hW. 8-6
5-17-1995 . . . .21L+ (12) . . 5-9
4-5-1996 . . . .aL 6-10
4-7-1996 . . . .aW (7) 3-2
4-7-1996 . . . .aW (7) 9-0
5-17-1996 . . . .34W+ 6-1
5-9-1997 . . . .hW. 14-13
5-10-1997 . . . .hW. 19-5
5-11-1997 . . . .hW. 7-6
4-3-1998 . . . .aL 4-6
4-4-1998 . . . .aW. 17-13
4-5-1998 . . . .aL 5-8
3-12-1999 . . . .hW. 9-4
3-13-1999 . . . .hW. 7-6
3-14-1999 . . . .hL 7-12
5-21-1999 . . . .34L+. 6-9
3-31-2000 . . . .aW. 13-1
4-1-2000 . . . .aW. 11-6
4-2-2000 . . . .aW. 4-3
3-9-2001 . . . .hL 7-9
3-10-2001 . . . .hW. 5-1
3-11-2001 . . . .hL 8-16
5-19-2001 . . . .40L+. 4-6
3-29-2002 . . . .aW. 6-4
3-30-2002 . . . .aW. 20-12
3-30-2002 . . . .aW. 3-0
5-15-2003 . . . .hW. 8-3
5-16-2003 . . . .hW. 9-6
5-17-2003 . . . .hL 2-7
5-23-2003 . . . .44L+. 0-6
5-25-2003 . . . .44W+ (10) . . 6-5
5-2-2004 . . . .aW. 6-1
5-2-2004 . . . .aW. 7-3
3-18-2005 . . . .hW. 9-5
3-19-2005 . . . .hW. 5-0
3-20-2005 . . . .hW. 11-10
3-17-2006 . . . .aL 1-8
3-18-2006 . . . .aL 11-12
3-19-2006 . . . .aW. 17-11
4-20-2007 . . . .hW. 2-1
4-21-2007 . . . .hW. 4-3
4-22-2007 . . . .hW. 7-3
5-26-2007 . . . .48L+. 7-8
5-21-2008 . . . .48W+ 10-9
4-30-2010 . . . .aL. 5-6
5-01-2010 . . . .aL 2-4
5-02-2010 . . . .aW. 5-3
5-29-2010 . . . .50W+ (7) . . 17-5
3-18-2011 . . . .hW. 9-2
3-19-2011 . . . .hW. 12-0
3-20-2011 . . . .hW. 11-4
5-26-2011 . . . .34W+(15) . . 6-5
3-9-2012 . . . .aW. 14-6
3-10-2012 . . . .aL 5-8
3-11-2012 . . . .aL 3-8
4-19-2013 . . . .hL 4-13
4-20-2013 . . . .hL 2-6
4-21-2013 . . . .hL 7-8
4-25-2014 . . . .aW. 1-0
4-26-2014 . . . .aL 0-1
4-27-2014 . . . .aL 1-7
4-15-2016 . . . .hL 3-8
4-16-2016 . . . .hL 6-15
4-17-2016 . . . .hW. 16-7
5-27-2016 . . . .15L+ (12) . . 5-7
3-23-2018 . . . .aW. 13-4
3-23-2018 . . . .aL 2-5
3-25-2018 . . . .aL 6-9

North Florida
(1-0)
H: 1-0, A: 0-0, N: 0-0
5-6-2014 . . . .hW. 9-6

North Georgia
(2-0)
H: 2-0, A: 0-0, N: 0-0
8-13-1946 . . . .hW. 8-2
8-21-1946 . . . .hW. 14-4

Northeastern
(1-0)
H: 1-0, A: 0-0, N: 0-0
3-7-2006 . . . .hW. 2-1

Northwestern
(2-3)
H: 2-3, A: 0-0, N: 0-0
3-23-1970 . . . .hL 0-5
3-24-1970 . . . .hW. 1-0
3-23-1985 . . . .hL (7) 0-1
3-23-1985 . . . .hW (7) 6-0
3-24-1985 . . . .hL 4-5

Northwood Institute
(4-2)
H: 4-2, A: 0-0, N: 0-0
4-2-1976 . . . .hW. 12-3
4-1-1977 . . . .hW. 7-1
3-25-1978 . . . .hL 4-8
3-23-1979 . . . .hL 3-9
3-23-1980 . . . .hW. 12-3
4-5-1981 . . . .hW. 12-10

Notre Dame
(8-8)
H: 8-5, A: 0-3, N: 0-0
4-13-1924 . . . .hL 3-4
4-11-1925 . . . .hW. 6-1
4-2-1926 . . . .hW. 7-0
4-3-1926 . . . .hW. 12-4
4-23-1930 . . . .hL 1-3
4-24-1930 . . . .hL 3-5
4-15-1966 . . . .hL 6-8
4-16-1966 . . . .hW. 9-2
2-17-1996 . . . .hW. 12-4
2-18-1996 . . . .hW. 9-4
3-6-2015 . . . .hL (10) 2-3
3-7-2015 . . . .hW. 11-7
3-8-2015 . . . .hW. 4-1
4-7-2017 . . . .aL 3-4
4-8-2017 . . . .aL 3-4
4-9-2017 . . . .aL 6-9

Oakland
(6-0)
H: 6-0, A: 0-0, N: 0-0
2-19-2000 . . . .hW. 9-1
2-20-2000 . . . .hW. 9-5
2-21-2000 . . . .hW. 22-3
2-27-2001 . . . .hW (7) 16-0
2-27-2001 . . . .hW (7) 19-4
2-28-2001 . . . .hW (7) 18-0

Oglethorpe
(22-20-1)
H: 20-12, A: 0-1, N: 2-7-1
3-28-1917 . . . .hW. 6-3
3-22-1918 . . . .hW. 3-1
4-24-1918 . . . .hW. 5-1
4-10-1920 . . . .hL 1-5
4-8-1921 . . . .hL 3-6
4-9-1921 . . . .hW. 9-3
5-18-1921 . . . .hW. 5-0
5-18-1922 . . . .hW. 10-3
5-19-1922 . . . .hL 3-6
5-20-1922 . . . .hW. 13-6
5-18-1923 . . . .hW. 4-2
5-19-1923 . . . .hW. 3-0
5-16-1924 . . . .hL 0-1
5-17-1924 . . . .hL 1-5
4-22-1925 . . . .hW. 8-7
4-23-1925 . . . .hL 1-4
4-21-1926 . . . .hW. 8-4
4-22-1926 . . . .hW. 7-3
4-15-1927 . . . .hW. 4-3
4-16-1927 . . . .hW. 6-1
3-29-1928 . . . .hW. 12-11
3-30-1928 . . . .hW. 5-4
3-29-1929 . . . .4T 5-5
3-30-1929 . . . .4L 4-5
4-7-1930 . . . .hL (8) 4-5
4-8-1930 . . . .hL 3-5
4-9-1930 . . . .hL 3-14
4-17-1931 . . . .hW (8) 8-7
4-18-1931 . . . .hL 4-6
5-8-1931 . . . .aL 5-8
4-8-1932 . . . .hL 0-8
4-9-1932 . . . .hW. 5-3
4-22-1932 . . . .2L 2-7
4-23-1932 . . . .2L 1-17
4-21-1933 . . . .hW. 6-4
4-22-1933 . . . .hL 0-8
5-1-1933 . . . .2L (15) 3-4
5-1-1933 . . . .2L 4-5
4-23-1934 . . . .hW. 3-2
5-7-1934 . . . .2W. 7-4
5-8-1934 . . . .2L 2-4
4-18-1935 . . . .2L 2-5
4-19-1935 . . . .2W. 6-1

Ohio
(3-1)
H: 3-1, A: 0-0, N: 0-0
3-22-1972 . . . .hL 1-13
3-25-1994 . . . .hW. 6-4
3-26-1994 . . . .hW. 12-5
3-3-2015 . . . .hW (12) 7-6

Ohio Northern
(2-0)
H: 2-0, A: 0-0, N: 0-0
3-8-1982 . . . .hW. 8-4
3-5-1983 . . . .hW. 8-5

Ohio State
(15-7-1)
H: 12-3, A: 1-1, N: 2-3-1
3-21-1924 . . . .hL 2-4
3-22-1924 . . . .hW. 6-3
3-26-1926 . . . .hW (7) 10-1
3-27-1926 . . . .hW. 11-4
3-25-1927 . . . .hW. 14-1
3-26-1927 . . . .hW 9-3
3-25-1954 . . . .7L 10-11
3-23-1955 . . . .7W. 9-3
3-21-1956 . . . .7L 5-6
3-20-1957 . . . .7T 5-5
3-19-1963 . . . .7W. 9-8
3-20-1963 . . . .7L 0-5
3-21-1984 . . . .hW (7) 18-4
3-21-1984 . . . .hW. 14-5
3-21-1988 . . . .hW. 16-5
3-22-1988 . . . .hW. 7-5
3-23-1988 . . . .hW. 10-4
5-28-1993 . . . .hL*. 4-7
2-24-2012 . . . .hW. 12-4
2-25-2012 . . . .hL 3-7
2-26-2012 . . . .hW. 13-4
5-7-2013 . . . .aW. 9-2
5-8-2013 . . . .aL 2-3

Oklahoma
(1-6)
H: 1-0, A: 0-0, N: 0-6
2-25-1988 . . . .23L 4-6
2-27-1988 . . . .23L 2-3
2-25-1994 . . . .31L 6-8
6-11-1994 . . . .33L$ 5-13
1-30-1999 . . . .39L 0-12
2-29-2004 . . . .31L 2-6
3-14-2017 . . . .hW. 2-0

Oklahoma State
(2-3)
H: 0-0, A: 0-0, N: 2-3
4-1-1989 . . . .26L 4-5
3-25-1990 . . . .18W (8) 8-2
3-30-1990 . . . .18L (6) 4-7
5-21-1998 . . . .32L*. 4-13
5-24-1998 . . . .32W* 6-5

Old Dominion
(5-3)
H: 5-3, A: 0-0, N: 0-0
4-19-1973 . . . .hW. 8-2
4-10-1974 . . . .hW. 6-1
3-26-1975 . . . .hL 4-5
3-11-1976 . . . .hL 3-5
3-9-1977 . . . .hW. 10-0
3-8-1984 . . . .hW. 14-8
3-10-1986 . . . .hL 10-11
2-14-2014 . . . .hW. 6-5

Olivet
(9-1)
H: 9-1, A: 0-0, N: 0-0
4-2-1969 . . . .hW. 17-1
4-4-1970 . . . .hW. 5-2
4-10-1971 . . . .hW. 12-6
3-9-1974 . . . .hW. 10-2
3-9-1974 . . . .hW. 1-0
3-22-1975 . . . .hW. 11-1
3-22-1975 . . . .hW. 10-1
3-8-1976 . . . .hL 4-10
3-8-1976 . . . .hW. 7-0
3-27-1978 . . . .hW. 13-0

Parsons
(1-0)
H: 1-0, A: 0-0, N: 0-0
4-8-1967 . . . .hW. 8-2

Penn
(0-2)
H: 0-1, A: 0-1, N: 0-0
3-31-1923 . . . .hL (11) 2-3
5-1-1924 . . . .aL 4-8

Penn State
(4-2)
H: 4-0, A: 0-2, N: 0-0
3-28-1923 . . . .hW. 7-3
3-29-1923 . . . .hW. 14-2
4-19-1924 . . . .hW (11) 2-1
4-20-1924 . . . .hW. 5-0
5-2-1924 . . . .aL 1-4
5-3-1924 . . . .aL 0-6

Pensacola NAS
(2-2)
H: 2-0, A: 0-2, N: 0-0
5-5-1939 . . . .hW. 8-4
5-6-1939 . . . .hW. 7-6
5-8-1942 . . . .aL 2-5
5-9-1942 . . . .aL (10) 6-7

Pepperdine
(2-0)
H: 0-0, A: 0-0, N: 2-0
2-6-1993 . . . .30W. 5-4
2-7-1993 . . . .30W. 3-2

Philadelphia Athletics
(0-4)
H: 0-2, A: 0-0, N: 0-2
3-5-1910 . . . .2L# 2-5
3-9-1910 . . . .hL# 3-5
3-12-1910 . . . .2L# 0-12
4-7-1920 . . . .hL# 1-5

Piedmont
(2-0)
H: 2-0, A: 0-0, N: 0-0
3-9-1987 . . . .hW. 19-4
3-10-1987 . . . .hW. 18-2

Pittsburgh
(7-8)
H: 5-1, A: 2-6, N: 0-1
3-28-2014 . . . .aL (13) 3-4
3-29-2014 . . . .aL 0-5
3-30-2014 . . . .aL 2-4
5-8-2015 . . . .hW. 9-1
5-9-2015 . . . .hL 6-8
5-10-2015 . . . .hW. 10-3
4-8-2016 . . . .aW. 6-3
4-10-2016 . . . .aL 6-13
5-6-2017 . . . .hW. 8-7
5-7-2017 . . . .hW. 4-3
5-8-2017 . . . .hW. 5-2
4-13-2018 . . . .aW. 7-3
4-14-2018 . . . .aL (14) 3-4
4-15-2018 . . . .aL 5-6
5-22-2018 . . . .56L+. 1-2

Presbyterian
(8-2)
H: 8-2, A: 0-0, N: 0-0
5-9-1939 . . . .hW. 10-4
3-29-1940 . . . .hL 3-4
4-3-1942 . . . .hW. 9-6
4-4-1942 . . . .hL 4-14
5-1-2009 . . . .hW. 16-2
5-2-2009 . . . .hW (10) 9-8
5-3-2009 . . . .hW. 23-3
5-2-2015 . . . .hW. 5-1
5-2-2015 . . . .hW. 11-9
5-3-2015 . . . .hW. 10-2

Purdue
(4-0)
H: 4-0, A: 0-0, N: 0-0
4-7-1977 . . . .hW. 11-7
3-16-2004 . . . .hW. 14-4
3-17-2004 . . . .hW. 18-16
2-19-2016 . . . .hW. 5-2

Radford
(0-1)
H: 0-1, A: 0-0, N: 0-0
2-15-2014 . . . .hL 1-3
5-4-2018 . . . .hW. 6-5
5-5-2018 . . . .hW (10) . . . 11-8
5-6-2018 . . . .hW. 4-0

Reading
(0-3)
H: 0-3, A: 0-0, N: 0-0
3-23-1931 . . . .hL# 1-9
3-24-1931 . . . .hL# 6-7
3-25-1931 . . . .hL# 4-6

Rice
(0-1)
H: 0-0, A: 0-1, N: 0-0
2-10-2001 . . . .aL 4-5

Rider
(1-1)
H: 0-1, A: 0-0, N: 1-0
5-21-1987 . . . .hL*. 5-8
2-21-2003 . . . .46W. 8-1

Riverside Academy
(1-0)
H: 1-0, A: 0-0, N: 0-0
3-20-1909 . . . .hW#. 4-2

Rollins
(6-10)
H: 1-1, A: 5-9, N: 0-0
3-21-1949 . . . .aW. 13-9
3-22-1949 . . . .aL 8-10
3-25-1953 . . . .aL 2-9
3-26-1953 . . . .aL 4-10
3-24-1954 . . . .aL 5-6
3-25-1954 . . . .aL 5-6
3-23-1955 . . . .aL 4-6
3-22-1956 . . . .aW. 7-6
5-9-1956 . . . .hW. 7-4
5-10-1956 . . . .hL 0-7
3-21-1957 . . . .aL 3-5
3-21-1963 . . . .aW. 5-0
3-24-1965 . . . .aW. 6-4
3-25-1965 . . . .aW. 10-5
3-23-1966 . . . .aL 1-14
3-24-1966 . . . .aL 0-2

Rome
(0-1)
H: 0-1, A: 0-0, N: 0-0
5-26-1900 . . . .hL (10) 4-5

Rutgers
(47-11)
H: 47-11, A: 0-0, N: 0-0
3-4-1988 . . . .hL 7-10
3-5-1988 . . . .hW. 12-4
3-6-1988 . . . .hL 7-9
3-3-1989 . . . .hL 3-9
3-4-1989 . . . .hW (6) 14-4
3-5-1989 . . . .hW. 4-3
3-3-1990 . . . .hW (7) 3-1
3-3-1990 . . . .hW (7) 2-1
3-4-1990 . . . .hW. 12-2
3-8-1991 . . . .hL 7-13
3-9-1991 . . . .hW. 13-1
3-10-1991 . . . .hW. 11-5
2-28-1992 . . . .hW. 11-1
2-29-1992 . . . .hW. 15-3
3-1-1992 . . . .hW. 8-1
3-5-1994 . . . .hL (8) 1-2
3-5-1994 . . . .hW (7) 17-7
3-6-1994 . . . .hW. 13-2
3-1-1996 . . . .hW. 9-1
3-2-1996 . . . .hW. 6-3
3-3-1996 . . . .hL 4-5
3-5-1999 . . . .hW. 12-3
3-6-1999 . . . .hW. 19-5
3-7-1999 . . . .hW. 6-2
3-2-2001 . . . .hW (10) 2-1
3-3-2001 . . . .hL 9-10

SERIES HISTORY

3-4-2001 . . . . .hW. 13-1
3-7-2003 . . . . .hW. 11-6
3-8-2003 . . . . .hW (10) 6-5
3-9-2003 . . . . .hW. 7-5
3-5-2004 . . . . .hW. 6-5
3-6-2004 . . . . .hL 5-7
3-7-2004 . . . . .hW. 13-6
2-25-2005 . . . .hW. 11-6
2-26-2005 . . . .hL (13). . . . 9-10
3-3-2006 . . . . .hW. 25-8
3-4-2006 . . . . .hW. 12-2
3-5-2006 . . . . .hW. 11-4
3-2-2007 . . . . .hW. 18-12
3-3-2007 . . . . .hW. 10-8
3-4-2007 . . . . .hL 5-9
2-29-2008 . . . .hL 6-10
3-1-2008 . . . . .hW. 4-3
3-2-2008 . . . . .hW. 6-0
2-28-2009 . . . .hW. 6-4
2-28-2009 . . . .hW. 13-4
3-5-2010 . . . . .hW. 5-0
3-6-2010 . . . . .hW. 19-5
3-7-2010 . . . . .hW. 9-4
3-4-2011 . . . . .hW. 10-0
3-4-2011 . . . . .hW. 9-5
3-6-2011 . . . . .hW. 14-3
3-2-2012 . . . . .hW. 16-2
3-3-2012 . . . . .hW. 9-4
3-4-2012 . . . . .hW. 6-3
3-1-2013 . . . . .hW. 13-1
3-2-2013 . . . . .hW. 11-2
3-3-2013 . . . . .hW. 12-0

Sacramento State
(2-0)
H: 0-0, A: 0-0, N: 2-0
3-23-1986 . . . .18W (12) . . . 4-3
3-26-1986 . . . .18W. 8-1

St. Francis
(1-0)
H: 1-0, A: 0-0, N: 0-0
3-7-1979 . . . . .hW. 12-3

St. John's
(6-3)
H: 5-2, A: 0-0, N: 1-1
5-23-1991 . . . .17L*. 4-5
5-25-1991 . . . .17W*. 5-4
2-25-2011 . . . .hW. 13-0
2-26-2011 . . . .hW. 5-0
2-27-2011 . . . .hL 3-13
2-23-2013 . . . .hW. 3-2
2-23-2013 . . . .hL 7-9
2-24-2013 . . . .hW. 10-1
2-13-2015 . . . .hW. 17-3

Saint Louis
(2-0)
H: 0-0, A: 0-0, N: 2-0
5-13-1977 . . . .13W+ 3-2
5-12-1978 . . . .10W+ 8-5

Samford
(5-0)
H: 5-0, A: 0-0, N: 0-0
2-13-1987 . . . .hW. 12-1
2-14-1987 . . . .hW. 19-0
3-1-1988 . . . . .hW. 16-1
3-2-1988 . . . . .hW. 13-2
4-29-1992 . . . .hW. 8-3

San Diego
(1-0)
H: 0-0, A: 0-0, N: 1-0
2-26-1994 . . . .31W (11) . . . 5-4

Santa Clara
(2-0)
H: 0-0, A: 0-0, N: 2-0
3-25-1986 . . . .18W. 19-11
3-27-1986 . . . .18W. 6-1

Savannah State
(5-0)
H: 5-0, A: 0-0, N: 0-0
2-18-2004 . . . .hW. 13-4
5-10-2011 . . . .hW. 11-3
4-16-2013 . . . .hW. 14-1
4-9-2014 . . . . .hW. 12-1
5-10-2016 . . . .hW. 21-3

Sewanee
(22-4)
H: 15-4, A: 7-0, N: 0-0
6-9-1900 . . . . .hL 0-1
5-29-1903 . . . .hW. 9-0
5-30-1903 . . . .hW. 13-0
5-23-1904 . . . .aW. 3-0
5-24-1904 . . . .aW. 6-2
5-25-1904 . . . .aW. 12-0
6-1-1905 . . . . .hW. 8-0
6-2-1905 . . . . .hL 4-9
6-3-1905 . . . . .hW. 4-2
4-19-1907 . . . .hL 3-6
4-20-1907 . . . .hW. 5-3
4-21-1907 . . . .hW (8) 7-4
4-24-1908 . . . .hW. 7-0
4-25-1908 . . . .hW (11) 2-1
4-25-1908 . . . .hL (7). 2-3
5-14-1909 . . . .hW. 7-1
5-15-1909 . . . .hW (7) 7-0
5-15-1909 . . . .hW (7) 4-0
4-24-1912 . . . .aW. 4-3
4-25-1912 . . . .aW. 7-1
5-2-1913 . . . . .hW. 13-0
5-3-1913 . . . . .hW. 5-1
4-26-1916 . . . .aW. 3-1
4-27-1916 . . . .aW. 3-2
4-20-1917 . . . .hW. 5-0
4-21-1917 . . . .hW. 4-1

Shorter
(2-4)
H: 2-4, A: 0-0, N: 0-0
5-9-1975 . . . . .hL 3-10
3-21-1978 . . . .hL 3-12
3-4-1980 . . . . .hL 3-17
4-30-1981 . . . .hL 1-15
4-13-1984 . . . .hW. 15-13
4-27-1986 . . . .hW. 10-1

Siena
(2-0)
H: 2-0, A: 0-0, N: 0-0
3-19-1994 . . . .hW. 26-1
3-20-1994 . . . .hW. 11-1

Sienna Heights
(1-0)
H: 1-0, A: 0-0, N: 0-0
3-29-1982 . . . .hW. 16-4

Slippery Rock
(1-0)
H: 1-0, A: 0-0, N: 0-0
3-5-1977 . . . . .hW. 7-1

South Alabama
(5-2)
H: 5-2, A: 0-0, N: 0-0
5-5-1984 . . . . .hL 4-12
5-6-1984 . . . . .hL 6-16
5-3-1985 . . . . .hW. 9-6
5-4-1985 . . . . .hW. 9-1
5-3-1986 . . . . .hW. 4-3
5-4-1986 . . . . .hW. 7-4
5-7-1987 . . . . .hW. 11-5

South Carolina
(16-34-1)
H: 11-17, A: 3-14-1, N: 2-3
5-11-1928 . . . .hW. 4-0
5-12-1928 . . . .hW. 3-2
5-2-1929 . . . . .hL 3-17
4-11-1930 . . . .aW. 2-1
4-12-1930 . . . .aL 4-5
4-2-1931 . . . . .hL 1-11
4-3-1931 . . . . .hL 3-4
4-22-1938 . . . .hW. 7-2
4-23-1938 . . . .hL 2-3
4-21-1939 . . . .aL 7-9
4-22-1939 . . . .aW. 12-4
5-12-1972 . . . .hW. 5-4
5-11-1973 . . . .aT (5) 2-2
5-12-1973 . . . .aL 3-11
5-13-1973 . . . .aL 0-2
4-13-1974 . . . .aL 2-4
4-13-1974 . . . .aL 1-4
5-11-1974 . . . .hL 3-6
5-11-1974 . . . .hL 1-12
5-20-1975 . . . .hL 0-6
5-20-1975 . . . .hL 1-20
4-27-1976 . . . .aL 3-6
4-27-1976 . . . .aL 0-8
5-6-1977 . . . . .hL (12) 2-8
5-7-1977 . . . . .hL 8-9
4-27-1978 . . . .aL (7) 3-6
4-27-1978 . . . .aL (7) 3-9
3-28-1979 . . . .hL 4-21
3-1-1982 . . . . .hL 8-9
3-12-1983 . . . .hW. 11-3
3-26-1984 . . . .aW. 10-3
3-2-1985 . . . . .hW. 5-2
3-1-1986 . . . . .hL 4-14
3-2-1986 . . . . .hL (10) . . . 14-15
5-27-1988 . . . .19W*. 7-6
5-29-1988 . . . .19L*. 0-5
3-27-1989 . . . .aL 3-5
5-8-1989 . . . . .hW. 8-7
4-17-1990 . . . .aL 0-1
4-18-1990 . . . .aL 5-10
5-10-1990 . . . .hL (7) 4-7
5-10-1990 . . . .hW (7) 11-1
4-2-1991 . . . . .aL 3-4
4-23-1991 . . . .hL 4-7
5-29-1993 . . . .hW*. 12-0
2-23-2002 . . . .43L 3-8
6-14-2002 . . . .33W$. 11-0
6-18-2002 . . . .33L$ 5-9
6-4-2005 . . . . .hW*. 10-2
6-5-2005 . . . . .hL*. 3-8
6-6-2005 . . . . .hW*. 5-0

Southern Mississippi
(2-2)
H: 2-2, A: 0-0, N: 0-0
5-30-2009 . . . .hL*. 7-10
5-31-2009 . . . .hW*. 10-3
6-1-2009 . . . . .hL*. 8-12
6-4-2011 . . . . .hW*. 6-2

Southeast Missouri State
(5-0)
H: 4-0, A: 0-0, N: 1-0
4-10-1998 . . . .hW. 13-2
4-11-1998 . . . .hW. 14-4
4-11-1998 . . . .hW. 6-5
5-22-1998 . . . .32W*. 14-5
5-15-2018 . . . .hW. 8-5

Southern
(2-0)
H: 2-0, A: 0-0, N: 0-0
3-1-1984 . . . . .hW. 13-3
3-2-1984 . . . . .hW. 9-3

Southern California
(0-4)
H: 0-2, A: 0-0, N: 0-2
3-3-2000 . . . . .31L 2-9
6-2-2000 . . . . .hL*. 2-7
6-3-2000 . . . . .hL*. 3-6
2-27-2004 . . . .31L 2-9

Stetson
(22-10-1)
H: 9-6, A: 13-4-1, N: 0-0
4-9-1917 . . . . .hW. 4-0
4-10-1917 . . . .hW (10) 4-3
3-19-1951 . . . .aW. 18-7
3-23-1953 . . . .aL 3-6
3-24-1953 . . . .aW. 7-3
3-22-1954 . . . .aW. 14-6
3-23-1954 . . . .aT 4-4
3-21-1955 . . . .aW. 10-0
3-22-1955 . . . .aW. 7-4
3-19-1956 . . . .aW. 16-8
3-20-1956 . . . .aW. 1-0
3-18-1957 . . . .aW. 9-2
3-19-1957 . . . .aW. 9-3
3-17-1958 . . . .aL 3-5
3-18-1958 . . . .aW. 14-4
3-21-1960 . . . .aW. 12-3
3-22-1960 . . . .aW. 9-8
3-20-1961 . . . .aL 1-4
3-21-1961 . . . .aL 2-10
3-27-1965 . . . .aW. 11-1
5-5-1969 . . . . .hL (10). 4-5
5-6-1969 . . . . .hL 2-6
4-9-1973 . . . . .hW. 10-3
4-10-1973 . . . .hW. 4-2
4-19-1974 . . . .hL 3-7
4-20-1974 . . . .hW. 18-5
4-1-1978 . . . . .hL 4-5
3-4-1997 . . . . .hW (10) 9-5
3-4-1998 . . . . .hL 0-8
5-27-2000 . . . .hW*. 24-1
5-28-2000 . . . .hW*. 16-11
5-30-2003 . . . .hL*. 4-5
6-3-2006 . . . . .hW*. 7-5

Stone Mountain Prep
(0-1)
H: 0-1, A: 0-0, N: 0-0
3-27-1909 . . . .hL# 0-3

TCU
(1-1)
H: 0-0, A: 0-0, N: 1-1
2-26-1988 . . . .23W. 8-4
2-28-1988 . . . .23L 4-6

Tennessee
(45-33)
H: 29-17, A: 15-16, N: 1-0
4-17-1902 . . . .aL 4-14
4-18-1902 . . . .aW. 14-12
4-19-1902 . . . .aL 4-13
5-15-1902 . . . .hW. 7-2
5-16-1902 . . . .hL 0-4
5-17-1902 . . . .hL 2-4
4-30-1903 . . . .aL (7) 1-12
5-1-1903 . . . . .aW. 4-2
5-2-1903 . . . . .aL 5-6
5-22-1903 . . . .hW. 9-8
5-23-1903 . . . .hL 5-14
5-4-1906 . . . . .aW. 3-2
4-17-1908 . . . .aW. 10-8
4-18-1908 . . . .aL (7) 2-3
4-19-1908 . . . .aL (7) 2-6
4-3-1915 . . . . .hL 4-5
5-20-1921 . . . .hW. 4-1
5-21-1921 . . . .hW. 4-3
4-21-1922 . . . .aL (5) 4-7
4-22-1922 . . . .aW. 8-4
5-5-1922 . . . . .hW. 4-1
5-6-1922 . . . . .hW. 9-5
5-2-1928 . . . . .hW. 1-0
5-3-1928 . . . . .hW. 5-4
4-8-1940 . . . . .hL 5-9
4-9-1940 . . . . .hW. 8-0
4-4-1941 . . . . .hW. 9-4
4-5-1941 . . . . .hW. 16-6
4-14-1948 . . . .hW. 9-1
4-15-1948 . . . .hW. 9-7
4-23-1948 . . . .aW. 14-8
4-24-1948 . . . .aL 4-8
4-13-1949 . . . .hW. 9-4
4-14-1949 . . . .hW. 19-16
4-20-1949 . . . .aW. 5-3
4-21-1949 . . . .aL 8-9
4-12-1950 . . . .hW. 6-3
4-13-1950 . . . .hL 5-17
4-26-1950 . . . .aL 3-4
4-27-1950 . . . .aL 8-17
4-4-1951 . . . . .hL 11-15
4-5-1951 . . . . .hL 11-12
4-13-1951 . . . .aL 1-2
4-11-1952 . . . .aL 6-7
4-12-1952 . . . .aL 4-5
4-16-1952 . . . .hL 1-12
4-17-1952 . . . .hW. 9-5
4-6-1953 . . . . .hW. 5-2
4-7-1953 . . . . .hL 0-3
4-29-1953 . . . .aW. 4-2
4-20-1956 . . . .hW. 9-4
4-21-1956 . . . .hL 1-3
4-21-1956 . . . .hW. 5-4
4-19-1957 . . . .aW. 14-0
4-20-1957 . . . .aW. 7-2
4-20-1957 . . . .aW. 12-7
3-28-1958 . . . .hW (11) 5-4
3-29-1958 . . . .hW. 7-2
3-29-1958 . . . .hW. 11-5
4-11-1960 . . . .hW. 17-6
4-12-1960 . . . .hW. 6-1
4-26-1961 . . . .aW. 12-7
4-27-1961 . . . .aW. 8-1
4-4-1962 . . . . .hW. 9-4
4-5-1962 . . . . .hW. 5-4
4-26-1963 . . . .aW. 4-2
4-27-1963 . . . .aW. 7-6
4-29-1964 . . . .hW. 4-3
4-30-1964 . . . .hL 3-4
4-3-1968 . . . . .hL 9-20
4-4-1968 . . . . .hL 4-5
5-17-1968 . . . .aL 1-6
3-24-1971 . . . .hW. 6-3
3-22-1982 . . . .hL 3-9
5-26-1995 . . . .aL*. 4-6
6-10-2005 . . . .hL*. 2-3
6-11-2005 . . . .hL*. 3-13
2-24-2006 . . . .43W. 8-5

Tennessee Tech
(8-1)
H: 7-1, A: 0-0, N: 1-0
5-5-1985 . . . . .hW (7) 10-0
5-5-1985 . . . . .hW (7) 8-0
5-3-1989 . . . . .hL (11). 6-7
4-30-1990 . . . .hW. 18-3
3-16-1991 . . . .hW. 15-6
5-22-1997 . . . .38W*. 5-0
2-15-2002 . . . .hW. 12-3
2-16-2002 . . . .hW. 21-0
2-17-2002 . . . .hW. 17-3

Tennessee Temple
(7-1)
H: 7-1, A: 0-0, N: 0-0
5-4-1977 . . . . .hW. 11-7
4-21-1979 . . . .hW. 13-12
5-2-1980 . . . . .hL 5-9
5-5-1981 . . . . .hW. 19-10
5-8-1982 . . . . .hW. 13-2
4-12-1983 . . . .hW. 12-3
4-12-1984 . . . .hW. 24-5
3-1-1985 . . . . .hW. 20-0

Texas A&M
(1-1)
H: 0-0, A: 0-0, N: 1-1
5-22-1992 . . . .27W*. (10). . . 3-2
5-23-1992 . . . .27L*. 5-7

Texas Tech
(2-1)
H: 2-0, A: 0-0, N: 0-1
2-10-1996 . . . .30L 4-8
6-5-2004 . . . . .hW*. 9-3
6-6-2004 . . . . .hW*. 5-3

Troy
(0-2)
Formerly: Troy State
H: 0-2, A: 0-0, N: 0-0
4-3-1976 . . . . .hL 5-10
4-15-1978 . . . .hL (11) 4-5

Tulane
(4-1)
H: 2-1, A: 0-0, N: 2-0
4-4-1969 . . . . .hL 4-6
4-13-1973 . . . .hW. 7-1
4-14-1973 . . . .hW. 3-2
2-23-1992 . . . .29W. 10-2
5-25-1996 . . . .28W*. 7-4

UAB
(1-1)
H: 1-0, A: 0-1, N: 0-0
4-7-1979 . . . . .hW. 15-2
5-5-1979 . . . . .aL 2-3

UCLA
(2-4)
H: 1-2, A: 1-2, N: 0-0
2-6-1998 . . . . .hW. 16-7
2-7-1998 . . . . .hL 9-10
2-8-1998 . . . . .hL 11-13
2-5-1999 . . . . .aW. 13-8
2-6-1999 . . . . .aL 3-12
2-7-1999 . . . . .aL 1-6

UMBC
(3-0)
H: 3-0, A: 0-0, N: 0-0
2-26-2016 . . . .hW. 4-1
2-27-2016 . . . .hW. 9-2
2-28-2016 . . . .hW. 6-1

UNC Asheville
(8-0)
H: 8-0, A: 0-0, N: 0-0
4-28-1988 . . . .hW. 8-1
2-21-1989 . . . .hW. 11-8
2-28-1990 . . . .hW. 9-0
2-25-1991 . . . .hW (7) 9-2
2-25-1991 . . . .hW (7) 9-0
2-18-1992 . . . .hW. 2-1
4-16-1996 . . . .hW (7) 7-6
4-16-1996 . . . .hW (7) 18-7

UNC Greensboro
(4-1)
H: 4-1, A: 0-0, N: 0-0
2-26-2000 . . . .hL 6-10
2-27-2000 . . . .hW. 8-7
2-21-2014 . . . .hW. 7-3
2-22-2014 . . . .hW. 7-0
2-23-2014 . . . .hW. 12-3

UNC Wilmington
(2-2)
H: 2-2, A: 0-0, N: 0-0
4-16-1976 . . . .hL 2-10
4-17-1976 . . . .hL 3-6
3-11-1982 . . . .hW. 17-2
3-3-1987 . . . . .hW. 13-6

UNLV
(1-1)
H: 0-0, A: 1-1, N: 0-0
2-25-1988 . . . .aL 8-13
2-24-1995 . . . .aW. 14-11

USC Aiken
(3-2)
H: 3-2, A: 0-0, N: 0-0
4-24-1976 . . . .hL 1-3
4-16-1977 . . . .hW. 6-5
4-26-1985 . . . .hW. 8-7
4-27-1985 . . . .hL 10-11
4-25-1986 . . . .hW. 8-7

USF
(11-2)
H: 6-2, A: 5-0, N: 0-0
2-20-1988 . . . .aW. 8-2
2-21-1988 . . . .aW. 16-8
3-11-1989 . . . .hL 2-7
3-11-1989 . . . .hW. 11-3
5-5-2006 . . . . .hW. 9-3
5-6-2006 . . . . .hW. 7-2
5-6-2006 . . . . .hW. 4-3
5-5-2007 . . . . .aW. 11-3
5-6-2007 . . . . .aW. 12-2
5-7-2007 . . . . .aW. 15-7
5-15-2014 . . . .hL 0-8
5-16-2014 . . . .hW. 3-0
5-17-2014 . . . .hW. 12-5

USSR National Team
(1-0)
H: 1-0, A: 0-0, N: 0-0
4-20-1989 . . . .hW# (7) . . . 13-1

Utah
(2-0)
H: 0-0, A: 0-0, N: 2-0
2-23-1995 . . . .23W. 10-2
2-26-1995 . . . .23W. 20-5

Valdosta State
(1-4)
H: 0-0, A: 1-4, N: 0-0
3-21-1966 . . . .aL 1-6
3-22-1966 . . . .aL (7) 2-4
3-22-1966 . . . .aL (7) 2-4
3-24-1967 . . . .aW. 9-2
3-25-1967 . . . .aL 4-9

Vanderbilt
(59-36-1)
H: 39-15-1, A: 20-21, N: 0-0
4-5-1901 . . . . .hL 5-6
4-6-1901 . . . . .hW. 8-0
5-9-1903 . . . . .hL 2-7
5-9-1903 . . . . .hL 2-4
5-19-1904 . . . .aL 1-3
5-20-1904 . . . .aW. 3-1
5-21-1904 . . . .aL 2-5
4-12-1906 . . . .hW. 5-1
4-13-1906 . . . .hW. 5-4
4-14-1906 . . . .hW. 2-1
4-25-1907 . . . .aL 0-6
4-26-1907 . . . .aL 5-6
4-27-1907 . . . .aW. 3-2
4-2-1909 . . . . .hT (10). 2-2
4-3-1909 . . . . .hL 1-6
4-3-1909 . . . . .hW. 5-3
4-22-1910 . . . .hL 3-4
4-23-1910 . . . .hW (10) 3-2
4-19-1912 . . . .hW. 6-2
4-26-1912 . . . .aL 0-2
4-27-1912 . . . .aL 1-2
4-17-1914 . . . .hL 3-11
4-18-1914 . . . .hW. 18-6
4-21-1915 . . . .aW. 7-2
4-24-1915 . . . .hW (11) 4-3
4-28-1916 . . . .aL 3-4
4-29-1916 . . . .aW. 5-2
5-1-1916 . . . . .hW. 6-1
5-2-1916 . . . . .hW. 4-2
4-27-1918 . . . .hW. 4-1
5-7-1920 . . . . .hW. 5-4
5-8-1920 . . . . .hW. 4-2
5-1-1925 . . . . .aL 1-2
5-2-1925 . . . . .aW. 9-5
4-23-1926 . . . .hW. 13-3
4-24-1926 . . . .hW. 10-6
4-25-1927 . . . .aL 2-7
4-26-1927 . . . .aW. 10-3
5-4-1928 . . . . .hW. 9-4
5-5-1928 . . . . .hW. 10-8
5-10-1929 . . . .aL 0-3
5-11-1929 . . . .aL 1-6
5-2-1930 . . . . .hW. 10-5
5-3-1930 . . . . .hL (8) 1-6
4-16-1934 . . . .aW. 9-7
4-17-1934 . . . .aW. 5-3
5-18-1934 . . . .hW. 3-2
5-19-1934 . . . .hL 5-6
4-15-1938 . . . .hW. 7-2

RECORDS

SERIES HISTORY

4-16-1938 . . . .hW. 4-0
5-6-1938 . . . .aL 3-8
4-17-1939 . . . .aL 3-12
4-18-1939 . . . .aW. 7-3
4-28-1939 . . . .hL 4-10
4-26-1940 . . . .hW. 6-0
4-27-1940 . . . .hW. 7-5
4-9-1941 . . . .aW. 8-7
4-10-1941 . . . .aW. 11-4
4-25-1941 . . . .hW. 7-5
4-26-1941 . . . .hL 4-7
4-17-1942 . . . .hW. 8-1
4-18-1942 . . . .hW. 6-4
4-24-1942 . . . .aW. 10-7
4-25-1942 . . . .aL 7-10
4-16-1943 . . . .aL (6) 1-2
4-17-1943 . . . .aL (11) 2-3
4-30-1943 . . . .hW. 8-0
5-1-1943 . . . .hL 2-8
5-9-1947 . . . .aL 8-10
5-10-1947 . . . .aW. 6-5
5-23-1947 . . . .hW. 8-5
5-24-1947 . . . .hL 5-10
4-2-1948 . . . .hW. 8-6
4-3-1948 . . . .hW. 8-6
3-31-1950 . . . .hL 3-5
4-1-1950 . . . .hW. 13-9
4-21-1950 . . . .aW. 23-2
4-22-1950 . . . .aL 3-11
4-20-1951 . . . .hW. 14-11
4-21-1951 . . . .hW. 22-8
4-21-1952 . . . .hW. 14-4
4-22-1952 . . . .hL 8-12
4-23-1954 . . . .aL 1-2
4-24-1954 . . . .aW. 8-4
3-31-1959 . . . .hW. 11-3
4-25-1960 . . . .aW. 14-4
3-27-1961 . . . .hW. 8-5
4-27-1962 . . . .aW. 12-1
4-28-1962 . . . .aW. 11-9
4-5-1963 . . . .hL 8-9
4-24-1964 . . . .aL 0-1
4-25-1964 . . . .aW. 2-1
6-3-2006 . . . .hW* 7-3
6-4-2006 . . . .hW* 8-4
6-2-2013 . . . .aW* 5-0
6-3-2013 . . . .aL* 1-7

VCU
(5-1)
H: 2-1, A: 0-0, N: 3-0
3-11-1980 . . . .hW. 7-3
5-25-1988 . . . .19W* 9-6
2-24-2002 . . . .43W. 8-2
2-25-2006 . . . .43W. 8-2
2-16-2014 . . . .hL 3-5
2-21-2016 . . . .hW. 9-1

Villanova
(3-1)
H: 3-0, A: 0-0, N: 0-1
5-27-1989 . . . .27L+ (10) 16-18
2-20-2004 . . . .hW. 5-1
2-21-2004 . . . .hW. 19-1
2-22-2004 . . . .hW. 4-1

Virginia
(74-57-2)
H: 39-18-2, A: 28-34, N: 7-5
4-28-1924 . . . .aL 4-8
4-29-1924 . . . .aW. 3-1
5-6-1924 . . . .hL (11) 4-7
5-7-1924 . . . .hW. 2-1
4-30-1926 . . . .aL 6-7
5-1-1926 . . . .aW. 7-6
4-2-1973 . . . .hL 4-6
4-3-1973 . . . .hT 11-11
3-4-1974 . . . .hL 6-14
3-5-1974 . . . .hW. 4-2
3-6-1974 . . . .hW. 8-3
3-7-1976 . . . .hL 7-9
3-7-1976 . . . .hW. 3-2
4-19-1980 . . . .hL 4-5
4-20-1980 . . . .hL 8-10
4-16-1981 . . . .aL 1-11
4-17-1981 . . . .aL 8-10
4-23-1981 . . . .14W+ 5-2
4-16-1982 . . . .hW (7) 5-4
4-16-1982 . . . .hW (7) 12-2
3-22-1983 . . . .aW. 19-8
3-23-1983 . . . .aL 2-15
4-21-1983 . . . .14L+. 1-8
3-9-1984 . . . .hW. 7-2
3-10-1984 . . . .hL 1-13
3-30-1985 . . . .aW. 8-4
3-31-1985 . . . .aL 4-9
3-8-1986 . . . .hW. 9-7
3-9-1986 . . . .hW. 18-4
3-12-1987 . . . .hW. 18-2
3-28-1987 . . . .aL 2-3
3-29-1987 . . . .aL 3-19
3-19-1988 . . . .hW (10) . . 11-10
3-20-1988 . . . .hL 9-12
3-27-1988 . . . .aW. 13-2
5-14-1988 . . . .21W+ 5-4
3-10-1989 . . . .hW. 18-0
4-16-1989 . . . .aW (7) 3-2
4-16-1989 . . . .aW (7) 6-2
5-13-1989 . . . .21W+ 3-0
3-9-1990 . . . .hW. 17-6
3-10-1990 . . . .hW. 9-4
3-11-1990 . . . .hW. 13-6
3-25-1991 . . . .aL 5-6
3-26-1991 . . . .aW. 11-1
3-27-1991 . . . .aW. 13-0
5-13-1991 . . . .21W+ 9-3
3-13-1992 . . . .hW (7) 4-3
3-13-1992 . . . .hW (7) 10-4
3-14-1992 . . . .hW (10) 5-4
3-26-1993 . . . .aW (10) 6-3
3-28-1993 . . . .aL (7) 2-3
3-28-1993 . . . .aW (7) 7-5
3-11-1994 . . . .hW. 4-1
3-12-1994 . . . .hW. 6-2
3-13-1994 . . . .hW. 7-6
4-21-1995 . . . .aL 1-2
4-22-1995 . . . .aW. 18-13
4-23-1995 . . . .aL 1-4
5-18-1995 . . . .21W+ 3-2
3-16-1996 . . . .hW. 7-6
3-16-1996 . . . .hW. 5-4
3-17-1996 . . . .hW. 13-5
5-18-1996 . . . .34L+. 4-8
4-11-1997 . . . .aW. 8-2
4-13-1997 . . . .aW (7) 4-2
4-13-1997 . . . .aL (7) 8-10
3-6-1998 . . . .hW. 5-3
3-7-1998 . . . .hW. 27-4
4-2-1999 . . . .aL (14) 6-7
4-3-1999 . . . .aW. 7-6
4-4-1999 . . . .aL 5-6
4-14-2000 . . . .hW. 8-4
4-15-2000 . . . .hW. 5-1
4-16-2000 . . . .hW. 12-6
3-30-2001 . . . .aL 1-3
3-31-2001 . . . .aW. 10-3
4-1-2001 . . . .aW. 13-9
4-26-2002 . . . .hL 1-5
4-27-2002 . . . .hW (12) 3-2
4-28-2002 . . . .hW. 9-3
5-9-2003 . . . .aW. 7-0
5-10-2003 . . . .aW. 5-2
5-11-2003 . . . .aW. 1-0
3-12-2004 . . . .hL 3-4
3-13-2004 . . . .hL 1-2
3-14-2004 . . . .hL (10) 5-8
4-22-2005 . . . .aL 2-4
4-23-2005 . . . .aL 2-9
4-24-2005 . . . .aL 1-2
5-28-2005 . . . .48W+ 4-3
3-10-2006 . . . .hW. 8-2
3-11-2006 . . . .hW. 7-6
3-12-2006 . . . .hL 3-6
4-13-2007 . . . .aW (11) 2-1
4-14-2007 . . . .aL 6-7
5-24-2007 . . . .47L+. 1-4
5-15-2008 . . . .aL 2-4
5-16-2008 . . . .aW. 14-8
5-17-2008 . . . .aW. 9-7
4-11-2009 . . . .hW. 7-6
4-11-2009 . . . .hL 10-11
4-12-2009 . . . .hT 4-4
4-9-2010 . . . . .aL. 4-7
4-10-2010 . . . .aW. 9-7
4-11-2010 . . . .aL 1-9
4-8-2011 . . . .aL 2-6
4-9-2011 . . . .aL 9-12
4-10-2011 . . . .aW. 10-8
5-11-2012 . . . .aL 5-6
5-12-2012 . . . .aL 2-4
5-13-2012 . . . .aW (13) 5-4
5-25-2012 . . . .50W (7) . . . 17-6
4-12-2013 . . . .hW. 2-1
4-13-2013 . . . .hL 2-7
4-14-2013 . . . .hW (6) 3-2
5-23-2013 . . . .35L+. 2-8
5-9-2014 . . . .aL 3-4
5-10-2014 . . . .aL (11) 3-4
5-11-2014 . . . .aL 1-3
4-10-2015 . . . .hL 4-14
4-11-2015 . . . .hW. 11-4
4-12-2015 . . . .hW. 4-3
5-19-2015 . . . .34L+. 0-11
5-13-2016 . . . .aL 3-6
5-14-2016 . . . .aL 4-9
5-15-2016 . . . .aW. 5-4
5-18-2017 . . . .hW. 14-7
5-19-2017 . . . .hL 3-16
5-20-2017 . . . .hL 9-10
5-11-2018 . . . .aL 6-8
5-12-2018 . . . .aW. 5-1
5-14-2018 . . . .aL 4-8

Virginia Tech
(33-17)
H: 21-9, A: 12-6, N: 0-2
5-3-1980 . . . .hL (10) . . . 11-12
5-12-1981 . . . .hL 3-4
5-10-1983 . . . .hW. 18-8
3-14-1997 . . . .hW. 7-3
3-15-1997 . . . .hW. 9-8
3-16-1997 . . . .hW. 20-13
5-13-2005 . . . .hW. 10-0
5-14-2005 . . . .hW. 27-2
5-15-2005 . . . .hW. 11-1
4-7-2006 . . . .aL 6-8
4-9-2006 . . . .aW. 17-11
4-9-2006 . . . .aW. 5-3
3-9-2007 . . . .hL 3-5
3-10-2007 . . . .hW. 19-4
3-11-2007 . . . .hL 4-5
3-7-2008 . . . .hW. 14-1
3-8-2008 . . . .hW. 6-4
3-9-2008 . . . .hW. 2-1
3-20-2009 . . . .aW. 10-9
3-21-2009 . . . .aL 5-9
3-22-2009 . . . .aW. 18-8
4-23-2010 . . . .hL. 1-3
4-24-2010 . . . .hL 3-10
4-25-2010 . . . .hW. 14-12
5-27-2010 . . . .50L+. 2-6
5-19-2011 . . . .aW. 11-4
5-20-2011 . . . .aL 5-7
5-21-2011 . . . .aW. 5-3
3-16-2012 . . . .hW. 12-3
3-17-2012 . . . .hL 9-12
3-18-2012 . . . .hW. 9-1
3-8-2013 . . . .aW. 11-1
3-9-2013 . . . .aW. 14-9
3-10-2013 . . . .aL 2-6
5-24-2013 . . . .34L+. 2-3
5-2-2014 . . . .hW (11) 7-6
5-3-2014 . . . .hW. 3-1
5-4-2014 . . . .hL 6-7
4-3-2015 . . . .aW. 11-5
4-4-2015 . . . .aL 8-9
4-5-2015 . . . .aW. 7-6
3-18-2016 . . . .hW. 14-4
3-19-2016 . . . .hW. 8-3
3-20-2016 . . . .hW. 16-8
4-21-2017 . . . .aW. 13-3
4-21-2017 . . . .aL 4-8
4-21-2017 . . . .aW. 6-4
3-16-2018 . . . .hW. 16-9
3-17-2018 . . . .hL 8-10
3-18-2018 . . . .hW. 10-6

Wake Forest
(75-44-1)
H: 45-17, A: 21-22-1, N: 9-5
4-9-1898 . . . .hL 2-12
4-6-1899 . . . .hL 2-9
4-25-1900 . . . .hW. 3-0
5-1-1901 . . . .hW. 23-12
4-23-1903 . . . .hL 5-9
4-28-1913 . . . .hL 2-7
3-29-1957 . . . .hW. 6-4
3-30-1957 . . . .hL 7-8
3-31-1971 . . . .hW. 11-0
4-5-1972 . . . .hL 6-7
4-6-1972 . . . .hW. 8-5
3-15-1980 . . . .hL 4-9
3-28-1981 . . . .aL 6-7
4-4-1981 . . . .hW. 21-20
3-13-1982 . . . .hL 3-4
4-11-1982 . . . .aL 7-12
4-23-1982 . . . .14L+. 6-8
3-27-1983 . . . .hW. 8-5
4-2-1983 . . . .aL 6-10
3-25-1984 . . . .aW. 11-4
4-15-1984 . . . .hW. 6-4
4-19-1984 . . . .15W+ (12) . . 4-3
3-16-1985 . . . .hW. 6-4
3-27-1985 . . . .aT 9-9
4-18-1985 . . . .hW+ 15-11
3-15-1986 . . . .hW. 8-2
4-14-1986 . . . .aL 2-14
4-12-1987 . . . .aW. 13-9
4-18-1987 . . . .hW (11) 9-8
4-19-1987 . . . .hW. 19-5
5-15-1987 . . . .21W+ 5-3
4-8-1988 . . . .aW (11) 8-6
4-9-1988 . . . .aW. 8-5
4-15-1988 . . . .hW. 9-2
5-11-1988 . . . .21W+ 4-3
4-7-1989 . . . .hW (7) 4-3
4-7-1989 . . . .hW (7) 12-3
5-15-1989 . . . .21L*. 3-5
5-4-1990 . . . .aL 5-11
5-5-1990 . . . .aL (7) 3-8
5-6-1990 . . . .aL (8) 2-3
5-12-1990 . . . .21W+ 3-1
5-2-1991 . . . .hW. 15-6
5-3-1991 . . . .hW. 18-12
5-1-1992 . . . .aL 6-7
5-2-1992 . . . .aW. 13-5
5-3-1992 . . . .aW (10) 9-8
4-29-1993 . . . .hW. 13-8
4-30-1993 . . . .hW. 8-4
5-1-1993 . . . .hW. 10-8
4-22-1994 . . . .aL 1-2
4-23-1994 . . . .aW. 7-5
4-24-1994 . . . .aL 2-14
5-19-1994 . . . .21W+ 6-0
4-14-1995 . . . .hW. 12-10
4-15-1995 . . . .hW. 13-11
4-16-1995 . . . .hW. 9-2
4-12-1996 . . . .aL 2-4
4-13-1996 . . . .aW. 13-2
4-14-1996 . . . .aL 1-7
3-21-1997 . . . .hW. 14-3
3-22-1997 . . . .hW. 10-7
3-23-1997 . . . .hW. 8-7
3-22-1998 . . . .aW. 5-1
3-23-1998 . . . .aW. 9-5
3-23-1998 . . . .aL 0-7
5-15-1998 . . . .34L+. 1-2
4-16-1999 . . . .hL 1-22
4-17-1999 . . . .hL 3-12
4-18-1999 . . . .hW. 8-6
5-12-2000 . . . .aW. 10-8
5-13-2000 . . . .aW. 20-10
5-14-2000 . . . .aL 5-9
5-18-2000 . . . .40W+ 6-3
4-13-2001 . . . .hW. 18-11
4-14-2001 . . . .hL 10-14
4-15-2001 . . . .hL 4-14
5-18-2001 . . . .40L+. 3-4
3-15-2002 . . . .aL 9-10
3-16-2002 . . . .aL 5-11
4-18-2003 . . . .hW. 2-0
4-19-2003 . . . .hW. 10-4
4-20-2003 . . . .hW. 5-3
5-22-2003 . . . .44W+ 9-8
3-19-2004 . . . .aW (10) 9-8
3-20-2004 . . . .aL 4-8
3-21-2004 . . . .aW. 9-2
3-11-2005 . . . .hW. 15-5
3-12-2005 . . . .hW. 16-14
3-13-2005 . . . .hW. 16-5
5-25-2005 . . . .47W+ 9-8
4-25-2008 . . . .hW. 12-1
4-26-2008 . . . .hW. 14-6
4-27-2008 . . . .hL 5-7
4-17-2009 . . . .aW. 13-2
4-18-2009 . . . .aW. 8-1
4-19-2009 . . . .aW. 6-0
3-12-2010 . . . .hW. 9-1
3-13-2010 . . . .hW. 15-8
3-14-2010 . . . .hW. 6-5
4-15-2011 . . . .aW. 5-1
4-16-2011 . . . .aL 4-6
4-17-2011 . . . .aW(12) 6-5
4-13-2012 . . . .aL 2-4
4-14-2012 . . . .aW. 8-7
4-15-2012 . . . .aL 3-11
3-29-2013 . . . .hW. 5-1
3-30-2013 . . . .hW. 8-1
3-30-2013 . . . .hL 6-8
3-7-2014 . . . .hL 2-9
3-8-2014 . . . .hL 8-12
3-9-2014 . . . .hW. 5-1
5-20-2014 . . . .50W+ 5-3
4-24-2017 . . . .aW (11) 7-6
4-25-2017 . . . .aL 8-17
4-26-2017 . . . .aL 4-8
5-25-2017 . . . .57L+. 4-5
4-27-2018 . . . .hW. 7-0
4-28-2018 . . . .hW. 5-1
4-29-2018 . . . .hL 3-6

Waseda [Japan]
(1-1)
H: 0-0, A: 0-0, N: 1-1
3-23-1986 . . . .18W#. 9-1
3-28-1986 . . . .18L# 3-8

Washington
(4-7)
H: 1-2, A: 0-0, N: 3-5
5-29-1994 . . . .32W* 6-2
5-30-1994 . . . .32L* (14) . . 9-12
5-30-1994 . . . .32W* 18-7
2-24-1995 . . . .23W. 19-8
2-25-1995 . . . .23L 10-15
5-24-1997 . . . .38L*. 4-8
4-16-2004 . . . .hW. 8-4
4-17-2004 . . . .hL 3-7
4-18-2004 . . . .hL 2-16
5-31-2014 . . . .53L*. 0-8
6-1-2014 . . . .53L*. 2-4

Washington & Lee
(7-3)
H: 4-2, A: 3-1, N: 0-0
4-29-1921 . . . .aW. 2-0
4-30-1921 . . . .aW (12) 6-3
5-13-1921 . . . .hW. 4-1
5-14-1921 . . . .hW. 8-4
4-28-1922 . . . .aL 5-6
4-29-1922 . . . .aW (10) 4-3
5-12-1922 . . . .hL 2-3
5-13-1922 . . . .hW. 3-0
3-28-1927 . . . .hW. 6-3
3-29-1927 . . . .hL 0-2

Washington Senators
(0-1)
H: 0-0, A: 0-0, N: 0-1
3-11-1911 . . . .2L# 1-7

West Georgia
(11-9)
H: 10-6, A: 1-2, N: 0-1
5-10-1966 . . . .hL 2-4
5-13-1967 . . . .hL (7) 0-5
5-13-1967 . . . .hW (7) 5-3
3-11-1974 . . . .hW. 15-9
5-2-1974 . . . .hL 12-13
3-28-1975 . . . .aL 2-3
4-8-1976 . . . .hL 2-15
5-13-1976 . . . .24L 5-9
4-18-1977 . . . .hL 2-6
4-26-1977 . . . .aW. 11-2
4-22-1978 . . . .hW. 8-2
4-23-1979 . . . .hW. 13-9
4-24-1979 . . . .aL 6-7
5-9-1981 . . . .hW. 17-0
5-10-1982 . . . .hW. 8-3
5-9-1983 . . . .hW. 16-6
5-11-1984 . . . .hL 7-9
4-8-1985 . . . .hW. 17-5
4-3-1986 . . . .hW. 11-2
4-12-1988 . . . .hW. 3-1

West Liberty
(1-0)
H: 1-0, A: 0-0, N: 0-0
4-3-1969 . . . .hW. 7-5

West Virginia
(4-0)
H: 4-0, A: 0-0, N: 0-0
3-3-1995 . . . .hW (6) 11-1
3-4-1995 . . . .hW. 8-2
2-20-1999 . . . .hW. 8-2
2-21-1999 . . . .hW. 7-6

West Virginia Wesleyan
(1-1)
H: 1-1, A: 0-0, N: 0-0
4-1-1916 . . . .hW. 7-6
4-2-1916 . . . .hL 2-3

Western Carolina
(22-16)
H: 21-15, A: 0-1, N: 1-0
4-21-1973 . . . .hW (10) 5-3
4-27-1974 . . . .hL 5-10
4-28-1974 . . . .hW. 10-6
4-26-1975 . . . .hL 5-7
4-10-1976 . . . .hW. 14-10
4-11-1976 . . . .hW. 9-0
4-30-1977 . . . .hL 5-14
3-3-1979 . . . .hL (5) 1-3
3-7-1981 . . . .hL 4-5
3-8-1981 . . . .hL 2-8
2-25-1983 . . . .hW. 14-5
2-26-1983 . . . .hW. 16-9
4-8-1986 . . . .hL 3-4
4-9-1986 . . . .hW. 13-11
5-24-1986 . . . .19W* (11). . . 8-7
3-12-1991 . . . .hL 5-10
3-13-1991 . . . .hL 5-7
3-10-1992 . . . .hW. 11-10
3-22-1993 . . . .hW. 4-1
3-23-1993 . . . .hL 3-4
3-7-1995 . . . .hW. 6-0
3-9-1995 . . . .hL 7-13
3-11-1997 . . . .hL 7-13
3-12-1997 . . . .hW. 14-0
3-23-1999 . . . .hW. 2-0
4-10-2002 . . . .hW. 2-1
3-9-2004 . . . .hW. 4-3
3-10-2004 . . . .hL 5-9
3-29-2005 . . . .hL 5-8
3-28-2006 . . . .hW. 19-5
2-27-2007 . . . .hL 7-10
3-4-2008 . . . .hW. 4-1
4-21-2009 . . . .hW. 16-7
4-22-2009 . . . .aL 9-10
3-11-2014 . . . .hW. 7-5
3-4-2016 . . . .hW. 5-4
3-5-2016 . . . .hW. 14-3
3-6-2016 . . . .hW. 4-3

Western Kentucky
(5-1)
H: 5-1, A: 0-0, N: 0-0
3-6-1982 . . . .hW. 8-5
3-7-1982 . . . .hL 3-6
3-7-1986 . . . .hW. 10-8
2-15-1997 . . . .hW. 5-0
2-15-1997 . . . .hW (7) 14-2
2-16-1997 . . . .hW. 22-10

Western Michigan
(4-0)
H: 4-0, A: 0-0, N: 0-0
3-24-1974 . . . .hW. 5-3
3-6-1985 . . . .hW. 15-7
2-20-2016 . . . .hW. 13-0
2-19-2017 . . . .hW. 8-3

Wichita State
(1-3)
H: 0-1, A: 1-2, N: 0-0
3-19-1989 . . . .aL 2-13
3-20-1989 . . . .aL 2-7
5-29-1993 . . . .hL* (10) 4-5
5-28-1994 . . . .aW* 13-1

William & Mary
(3-0)
H: 3-0, A: 0-0, N: 0-0
3-31-1969 . . . .hW. 19-5
3-11-1988 . . . .hW. 15-4
3-8-2005 . . . .hW. 17-9

William Jewell
(7-1)
H: 7-1, A: 0-0, N: 0-0
3-30-1965 . . . .hW. 8-5
3-31-1965 . . . .hW. 1-0
4-1-1968 . . . .hL 6-8
4-7-1969 . . . .hW. 8-1
4-9-1969 . . . .hW. 2-1
4-1-1970 . . . .hW. 3-1
4-2-1970 . . . .hW. 10-8
3-20-1979 . . . .hW. 19-9

Winder
(0-1)
H: 0-0, A: 0-1, N: 0-0
4-25-1896 . . . .aL 4-5

Winthrop
(18-1)
H: 16-1, A: 2-0, N: 0-0
3-22-1992 . . . .hW. 6-5
3-29-1994 . . . .hW. 12-2
3-30-1994 . . . .hW. 17-8
3-19-1996 . . . .hW. 10-7
3-20-1996 . . . .hW. 14-1
4-8-1997 . . . .hW. 7-5
4-9-1997 . . . .hW. 15-2
3-31-1998 . . . .hW. 17-12
4-6-1999 . . . .hW. 2-1
3-8-2002 . . . .hW. 6-4
3-9-2002 . . . .hW. 7-5
3-10-2002 . . . .hW. 8-1
4-2-2003 . . . .hW. 7-5
4-20-2004 . . . .hW (13) 7-6
4-8-2005 . . . .hW. 6-1
4-9-2005 . . . .hL 9-12
4-10-2005 . . . .hW. 20-3
2-17-2012 . . . .aW. 5-0
2-18-2012 . . . .aW. 5-3

Wofford
(9-0)
H: 7-0, A: 2-0, N: 0-0
4-15-1904 . . . .hW. 8-0
4-16-1904 . . . .hW. 23-7
5-2-1906 . . . .aW. 3-1
5-26-1906 . . . .hW. 7-1
5-26-1906 . . . .hW. 7-1
5-12-1920 . . . .aW. 4-2
2-19-2002 . . . .hW. 12-1
5-16-2006 . . . .hW. 16-2
4-3-2007 . . . .hW. 11-8

Wright State
(1-1)
H: 0-0, A: 0-0, N: 1-1
3-25-1990 . . . .18L (8) 1-6
3-30-1990 . . . .18W (10) . . . 4-3

Xavier
(7-1)
H: 7-1, A: 0-0, N: 0-0
4-19-1965 . . . .hW. 6-3
3-6-1986 . . . .hW. 7-6
2-27-1998 . . . .hW. 8-2
2-28-1998 . . . .hW (10) 6-5
3-1-1998 . . . .hW. 6-2
2-26-2010 . . . .hW. 5-4
2-27-2010 . . . .hW. 15-0
2-28-2010 . . . .hL 6-7

Yale
(4-0-1)
H: 2-0, A: 0-0, N: 2-0-1
3-24-1959 . . . .8W. 4-0
3-25-1959 . . . .8T 4-4
3-27-1959 . . . .8W. 8-5
3-26-1973 . . . .hW. 2-1
3-27-1973 . . . .hW. 3-2

Youngstown State
(5-1)
H: 5-1, A: 0-0, N: 0-0
2-22-2008 . . . .hW. 14-0
2-23-2008 . . . .hW. 1-0
2-24-2008 . . . .hW. 5-1
2-24-2017 . . . .hW. 15-6
2-25-2017 . . . .hW. 14-6
2-26-2017 . . . .hL 3-12

YEAR-BY-YEAR RESULTS

Neutral Site Designations & Records

1.	Atlanta-Fulton County Stadium, Atlanta, Ga.	0-3
2.	Ponce de Leon Park, Atlanta, Ga.	4-13-1
3.	Griffin, Ga. (field unknown)	1-1
4.	Spiller's Field, Atlanta, Ga.	1-7-1
5.	Columbia, S.C. (field unknown)	2-0
6.	Montgomery, Ala. (field unknown)	3-2-1
7.	Rollins College, Winter Park, Fla.	3-3-1
8.	Miami, Fla. (field unknown)	4-1-2
9.	Sims Legion Park, Gastonia, N.C.	4-4
10.	Seminole Field, Tallahassee, Fla.	4-0
11.	Luther Williams Field, Macon, Ga.	7-4
12.	Americus, Ga. (field unknown)	2-4
13.	Nat Buring Field, Memphis, Tenn.	1-2
14.	Boshamer Stadium, Chapel Hill, N.C.	2-7
15.	Durham Athletic Park, Durham, N.C.	10-7
16.	Smith-Wills Stadium, Jackson, Miss.	0-2
17.	Dick Howser Stadium, Tallahassee, Fla.	4-3
18.	Rainbow Stadium, Honolulu, Hawaii	11-5
19.	Mark Light Stadium, Miami, Fla.	5-1
20.	Municipal Stadium, West Palm Beach, Fla.	0-5
21.	Municipal Stadium, Greenville, S.C.	19-16
22.	Tiger Field, Douglas, Ga.	1-0
23.	Barnson Field/Wilson Stadium, Las Vegas, Nev.	5-4
24.	Douglasville, Ga. (field unknown)	0-1
25.	Gainesville, Ga. (field unknown)	1-0
26.	Hubert H. Humphrey Metrodome, Minneapolis, Minn.	3-4
27.	McKethan Stadium-Perry Field, Gainesville, Fla.	7-6
28.	Alex Box Stadium, Baton Rouge, La.	3-2
29.	Louisiana Superdome, New Orleans, La.	2-1
30.	Osceola County Stadium, Kissimmee, Fla.	4-3
31.	Titan Field, Fullerton, Calif.	1-4
32.	Eck Stadium-Tyler Field, Wichita, Kan.	6-3
33.	Rosenblatt Stadium, Omaha, Neb.	4-5
34.	Durham Bulls Athletic Park, Durham, N.C.	7-10
35.	Lindsey Nelson Stadium, Knoxville, Tenn.	0-1
36.	Griffith Stadium, Charlotte, N.C.	0-2
37.	Al Lang Stadium, St. Petersburg, Fla.	3-4
38.	Dudy Noble Field, Starkville, Miss.	2-1
39.	Disney's Wide World of Sports, Lake Buena Vista, Fla.	1-5-1
40.	Knight's Stadium, Fort Mill, S.C.	7-2
41.	Reckling Park, Houston, Tex.	2-0
42.	Frank Foley Field, Athens, Ga.	2-1
43.	Coastal Federal Field, Myrtle Beach, S.C.	4-1
44.	Salem Memorial Stadium, Salem, Va.	8-3
45.	Turner Field, Atlanta, Ga.	5-9
46.	Grayson Stadium, Savannah, Ga.	2-0
47.	Ripken Stadium, Aberdeen, Md.	3-0
48.	Baseball Grounds of Jacksonville, Jacksonville, Fla.	9-6
49.	USA Baseball National Training Complex, Cary, NC	1-2
50.	NewBridge Bank Park, Greensboro, N.C.	9-3
51.	Winthrop Baseball Park, Rock Hill, S.C.	1-1
52.	Hawkins Field, Nashville, Tenn.	3-2
53.	Swayze Field, Oxford, Miss.	1-2
54.	Springs Brooks Stadium, Conway, S.C.	2-1
55.	SunTrust Park, Atlanta, Ga.	0-1
56.	Louisville Slugger Field, Louisville, Ky.	0-1
57.	Patterson Stadium, Louisville, Ky.	0-1

COACH UNKNOWN
5 seasons

1895 (0-0)
Home: 0-0; Away: 0-0; Neutral: 0-0

A. 12	nL	4-16	Atlanta Colts [exh]	0-0

1896 (0-1)
Home: 0-0; Away: 0-1; Neutral: 0-0

A. 15	nL	8-20	Atlanta Colts [exh]	0-0
A. 25	aL	4-5	Winder	0-1

1897 (1-2)
Home: 0-0; Away: 1-2; Neutral: 0-0

A. 10	aL	4-6	Auburn	0-1
A. 17	aL	6-9	Mercer	0-2
M. 15	aW	8-3	Milledgeville Cadets	1-2

1898 (1-3)
Home: 0-1; Away: 1-2; Neutral: 0-0

A. 8	aL	2-5	Atlanta Spellers [exh]	0-0
A. 9	hL	2-12	Wake Forest	0-1
A. 16	aW	4-3	Auburn	1-1
A. 21	aL	4-18	Georgia	1-2
M. 7	aL	8-10	Mercer	1-3

1899 (2-3)
Home: 1-1; Away: 1-2; Neutral: 0-0

A. 6	hL	2-9	Wake Forest	0-1
A. 8	aW	10-8	Auburn	1-1
A. 15	aL	1-25	Georgia	1-2
A. 22	hW	6-4	Auburn	2-2
M. 6	aL	2-14	Mercer	2-3

COACH TODD
2 seasons; 12-9 (.571)

1900 (3-4)
Home: 3-2; Away: 0-2; Neutral: 0-0

A. 7	aL	1-10	Mercer	0-1
A. 25	hW	3-0	Wake Forest	1-1
M. 5	aL	4-9	Auburn	1-2
M. 12	hW	7-0	Georgia	2-2
M. 26	hL	4-5	Rome (10)	2-3
J. 2	hW	12-8	Merchants	3-3
J. 9	hL	0-1	Sewanee	3-4

1901 (9-5)
Home: 9-5; Away: 0-0; Neutral: 0-0

A. 5	hL	5-6	Vanderbilt	0-1
A. 6	hW	8-0	Vanderbilt	1-1
A. 12	hL	5-13	Cornell	1-2
A. 20	hW	13-1	Georgia	2-2
A. 26	hW	3-0	Mercer	3-2
A. 27	hL	3-7	Mercer	3-3
M. 1	hW	23-12	Wake Forest	4-3
M. 4	hW	15-12	Auburn	5-3
M. 10	hL	6-9	North Carolina	5-4
M. 17	hW	9-0	Central [forfeit]	6-4
M. 18	hW	15-6	Central	7-4
M. 22	hW	3-2	Newnan	8-4
M. 25	hW	8-7	Henry Grady [exh]	8-4
J. 7	hL	10-15	Mercer	8-5
J. 8	hW	6-5	Mercer	9-5

Home games at Brisbine Park

COACH SAMMY STRANG
1 season; 5-8 (.385)

1902 (5-8)
Home: 4-5; Away: 1-3; Neutral: 0-0

M. 31	hL	4-8	Hobart [exh]	0-0
A. 2	hL	5-25	Cornell	0-1
A. 5	hW	8-1	Mercer	1-1
A. 9	aL	1-12	Atlanta Pretzels [exh]	1-1
A. 12	hW	12-4	Clemson	2-1
A. 17	aL	4-14	Tennessee	2-2
A. 18	aW	14-12	Tennessee	3-2
A. 19	aL	4-13	Tennessee	3-3
A. 26	hL	10-11	Georgia	3-4
M. 3	hL	1-10	Mercer	3-5
M. 10	hW	8-7	Georgia	4-5
M. 13	aL	7-9	Georgia	4-6
M. 15	hW	7-2	Tennessee	5-6
M. 16	hL	0-4	Tennessee	5-7
M. 17	hL	2-4	Tennessee	5-8

Home games at Brisbine Park

COACH IRVING
1 season; 9-9 (.500)

1903 (9-9)
Home: 6-6; Away: 3-3; Neutral: 0-0

M. 28	hW	11-3	Atl. Athletic Club [exh]	0-0
A. 4	aL	4-6	Mercer	0-1
A. 11	hL	1-5	Clemson	0-2
A. 18	hW	10-3	Mercer	1-2
A. 21	aL	5-22	Atlanta Crackers [exh]	1-2
A. 23	hL	5-9	Wake Forest	1-3
A. 24	aL	1-16	Atlanta Crackers [exh]	1-3
A. 25	hW	8-7	Auburn	2-3
A. 27	hL	3-5	Georgia (10)	2-4
A. 30	aL	1-12	Tennessee (7)	2-5
M. 1	aW	4-2	Tennessee	3-5
M. 2	aL	5-6	Tennessee	3-6
M. 4	hW	10-0	Trinity [Duke]	4-6
M. 9	hL	2-7	Vanderbilt	4-7
M. 9	hL	2-4	Vanderbilt	4-8
M. 12	aW	10-5	Georgia	5-8
M. 15	aW	9-3	Mercer	6-8
M. 22	hW	9-8	Tennessee	7-8
M. 23	hL	5-14	Tennessee	7-9
M. 29	hW	9-0	Sewanee	8-9
M. 30	hW	13-0	Sewanee	9-9

Home games at Brisbine Park

COACH JOHN HEISMAN
14 seasons; 163-97-5 (.625)

1904 (15-7)
Home: 10-1; Away: 5-6; Neutral: 0-0

M. 23	aL	1-6	Atlanta Crackers [exh]	0-0
M. 26	hW	10-4	Mercer	1-0
A. 1	hW	10-1	Florida	2-0
A. 2	hW	13-0	Florida	3-0
A. 8	hW	8-4	Alabama	4-0
A. 9	hW	11-4	Alabama	5-0
A. 9	hW	8-3	Alabama	6-0
A. 15	hW	8-0	Wofford	7-0
A. 16	hW	23-7	Wofford	8-0
A. 22	hL	1-6	Clemson	8-1
A. 23	hW	4-3	Auburn	9-1
A. 26	hW	10-4	Georgia	10-1
A. 30	hW	11-4	Fort McPherson [exh]	10-1
M. 4	aL	1-2	Georgia (12)	10-2
M. 6	aW	4-1	Mercer	11-2
M. 7	aL	2-3	Mercer (10)	11-3
M. 11	aL	4-7	Georgia	11-4
M. 14	aL	1-11	Clemson	11-5
M. 19	aL	1-3	Vanderbilt	11-6
M. 20	aW	3-1	Vanderbilt	12-6
M. 21	aL	2-5	Vanderbilt	12-7
M. 23	aW	3-0	Sewanee	13-7
M. 24	aW	6-2	Sewanee	14-7
M. 25	aW	12-0	Sewanee	15-7

Home games at Brisbine and Piedmont Parks

1905 (13-4)
Home: 10-4; Away: 3-0; Neutral: 0-0

A. 8	hW	11-3	Georgia	1-0
A. 10	hW	3-2	Trinity [Duke] (12)	2-0
A. 14	hW	4-3	Newberry	3-0
A. 15	hW	6-2	Newberry	4-0
A. 22	hW	5-4	Clemson	5-0
A. 22	hL	3-5	Clemson	5-1
A. 27	hW	2-1	Georgia	6-1
A. 29	hW	9-2	Mercer [exh]	6-1
M. 5	hL	0-1	Auburn	6-2
M. 6	hL	2-4	Auburn	6-3
M. 10	aW	11-2	Georgia	7-3
M. 12	aW	5-3	Mercer	8-3
M. 13	aW	2-0	Mercer	9-3
M. 20	hW	10-4	Mercer	10-3
M. 27	hW	4-3	Georgia	11-3
J. 1	hW	8-0	Sewanee	12-3
J. 2	hL	4-9	Sewanee	12-4
J. 3	hW	4-2	Sewanee	13-4

1906 (23-3)
Home: 16-2; Away: 7-1; Neutral: 0-0

M. 24	hW	3-1	Clemson	1-0
M. 29	hL	4-16	Cleveland Indians [exh]	1-0
M. 30	aW	14-1	Mercer	2-0
M. 31	aW	3-0	Mercer	3-0
A. 4	aL	3-4	Georgia	3-1
A. 6	hL	0-10	Trinity [Duke]	3-2

YEAR-BY-YEAR RESULTS

A. 7	hW	5-1	Trinity [Duke]	4-2
A. 12	hW	5-1	Vanderbilt	5-2
A. 13	hW	5-4	Vanderbilt	6-2
A. 14	hW	2-1	Vanderbilt	7-2
A. 18	aW	5-4	Georgia	8-2
A. 20	hW	1-0	Furman	9-2
A. 21	hW	4-3	Furman	10-2
A. 27	hW	4-3	Mercer	11-2
A. 28	hW	2-0	Mercer	12-2
A. 30	aW	6-0	Clemson	13-2
M. 1	aW	7-4	Furman	14-2
M. 2	aW	3-1	Wofford	15-2
M. 3	aL	4-8	Bingham [exh]	15-2
M. 4	aW	3-2	Tennessee	16-2
M. 11	hL	1-2	Auburn (11)	16-3
M. 12	hW	5-0	Auburn	17-3
M. 12	hW	4-0	Auburn (8)	18-3
M. 18	hW	9-1	Georgia	19-3
M. 19	hW	3-2	Georgia	20-3
M. 24	hW	11-0	Cumberland	21-3
M. 26	hW	7-1	Wofford	22-3
M. 26	hW	7-0	Wofford	23-3

1907 (10-5-1)

Home: 6-1-1; Away: 4-4; Neutral: 0-0

M. 30	hW	4-0	Mercer	1-0
A. 3	aW	3-1	Georgia	2-0
A. 5	hW	4-2	Clemson	3-0
A. 6	hT	2-2	Clemson (11)	3-0-1
A. 13	aW	1-0	Mercer (11)	4-0-1
A. 19	hL	3-6	Sewanee	4-1-1
A. 20	hW	5-3	Sewanee	5-1-1
A. 21	hW	7-4	Sewanee (8)	6-1-1
A. 25	aL	0-6	Vanderbilt	6-2-1
A. 26	aL	5-6	Vanderbilt	6-3-1
A. 27	aW	3-2	Vanderbilt	7-3-1
M. 4	hW	9-1	Dahlonega [exh]	7-3-1
M. 10	aL	2-3	Auburn	7-4-1
M. 11	aW	2-0	Auburn (12)	8-4-1
M. 12	aL	1-4	Auburn (7)	8-5-1
M. 17	hW	4-1	Georgia	9-5-1
M. 18	hW	9-0	Georgia [forfeit]	10-5-1

1908 (9-12)

Home: 7-4; Away: 2-8; Neutral: 0-0

M. 27	aL	0-2	Mercer	0-1
M. 28	aL	2-3	Mercer	0-2
A. 3	hW	4-3	Clemson	1-2
A. 4	hW	5-4	Clemson (11)	2-2
A. 10	hL	0-2	Trinity [Duke]	2-3
A. 11	hL	0-5	Trinity [Duke]	2-4
A. 17	aW	10-8	Tennessee	3-4
A. 18	aL	2-3	Tennessee (7)	3-5
A. 19	aL	2-6	Tennessee (7)	3-6
A. 24	hW	7-0	Sewanee	4-6
A. 25	hW	2-1	Sewanee (11)	5-6
A. 25	hL	2-3	Sewanee (7)	5-7
M. 1	hL	0-1	Auburn	5-8
M. 2	hW	7-2	Auburn	6-8
M. 8	aL	1-5	Alabama	6-9
M. 9	aL	0-1	Alabama (10)	6-10
M. 10	aL	3-10	Alabama	6-11
M. 11	aW	6-0	Auburn	7-11
M. 12	aL	3-8	Auburn	7-12
M. 15	hW	14-2	Central [Ky.]	8-12
M. 16	hW	7-0	Central [Ky.]	9-12

1909 (13-8-1)

Home: 9-3-1; Away: 3-4; Neutral: 1-1

M. 18	hW	14-4	Fort McPherson [exh]	0-0
M. 20	hW	4-2	Riverside Acad. [exh]	0-0
M. 23	hW	5-0	Marist College [exh]	0-0
M. 27	hL	0-3	Stone Mtn. Prep [exh]	0-0
A. 2	hT	2-2	Vanderbilt (10)	0-0-1
A. 3	hL	1-6	Vanderbilt	0-1-1
A. 3	hW	5-3	Vanderbilt	1-1-1
A. 9	hL	0-4	Mercer	1-2-1
A. 10	hW	7-3	Mercer	2-2-1
A. 16	hW	3-1	Trinity [Duke]	3-2-1
A. 17	hW	3-2	Trinity [Duke]	4-2-1
A. 20	aW	3-1	Georgia	5-2-1
A. 21	aL	0-4	Georgia	5-3-1
A. 29	aL	0-6	Auburn	5-4-1
A. 30	aW	8-2	Auburn	6-4-1
M. 1	hW	2-1	Dahlonega	7-4-1
M. 3	aL	2-7	Mercer	7-5-1
M. 4	aL	2-3	Mercer	7-6-1
M. 7	hL	0-2	Auburn	7-7-1
M. 8	hW	6-5	Auburn	8-7-1
M. 14	hW	7-1	Sewanee	9-7-1
M. 15	hW	7-0	Sewanee (7)	10-7-1
M. 15	hW	4-0	Sewanee (7)	11-7-1
M. 20	2W	4-3	Georgia	12-7-1
M. 21	aW	3-0	Georgia	13-7-1
M. 22	2L	1-2	Georgia	13-8-1

1910 (11-5-1)

Home: 7-1; Away: 4-3; Neutral: 0-1-1

M. 5	2L	2-5	Philadelphia A's [exh]	0-0
M. 9	hL	3-5	Philadelphia A's [exh]	0-0
M. 12	2L	0-12	Philadelphia A's [exh]	0-0
A. 2	aL	3-4	Alabama	0-1
A. 3	aW	3-1	Alabama	1-1
A. 8	hW	7-4	Mercer	2-1
A. 9	hW	10-0	Mercer	3-1
A. 15	aL	1-16	Auburn	3-2
A. 22	hL	3-4	Vanderbilt	3-3
A. 23	hW	3-2	Vanderbilt (10)	4-3
A. 29	aW	3-1	Mercer	5-3
A. 30	aW	2-0	Mercer	6-3
M. 6	hW	3-1	Auburn	7-3
M. 10	aW	1-0	Georgia	8-3
M. 11	aL	6-7	Georgia	8-4
M. 13	hW	5-0	Clemson	9-4
M. 14	hW	4-0	Clemson (7)	10-4
M. 15	hW	11-3	Clemson (7)	11-4
M. 20	2L	0-2	Georgia (6)	11-4-1
M. 21	2T	0-0	Georgia (14)	11-5-1

1911 (7-6)

Home: 4-3; Away: 2-2; Neutral: 1-1

M. 11	2L	1-7	Washington Senators [exh]	0-0
A. 7	hL	6-8	Mercer	0-1
A. 14	3L	2-5	Mercer	0-2
A. 15	3W	7-2	Mercer	1-2
A. 17	hW	4-1	Auburn	2-2
A. 18	hW	9-4	Auburn	3-2
A. 21	hL	2-3	Trinity [Duke]	3-3
A. 22	hW	4-1	Trinity [Duke]	4-3
A. 28	aW	4-3	Alabama	5-3
A. 29	aL	1-2	Alabama	5-4
M. 4	aW	6-0	Georgia	6-4
M. 5	aL	2-3	Georgia (10)	6-5
M. 12	hW	2-1	Georgia	7-5
M. 13	hL	2-6	Georgia	7-6

1912 (8-10)

Home: 5-3; Away: 3-6; Neutral: 0-1

A. 5	hL	2-3	Mercer	0-1
A. 6	hW	4-1	Mercer	1-1
A. 9	2L	4-5	Michigan (7)	1-2
A. 12	hL	4-6	Clemson	1-3
A. 13	hW	4-2	Clemson	2-3
A. 19	hW	6-2	Vanderbilt	3-3
A. 24	aW	4-3	Sewanee	4-3
A. 25	aW	7-1	Sewanee	5-3
A. 26	aL	0-2	Vanderbilt	5-4
A. 27	aL	1-2	Vanderbilt	5-5
M. 2	hW	3-2	Auburn	6-5
M. 3	hL	5-7	Auburn	6-6
M. 4	hW	5-3	Auburn	7-6
M. 10	aW	4-1	Mercer	8-6
M. 11	aL	3-5	Mercer	8-7
M. 16	aL	4-6	Georgia	8-8
M. 17	aL	4-6	Georgia	8-9
M. 18	aL	2-4	Georgia	8-10

1913 (9-8)

Home: 6-3; Away: 3-5; Neutral: 0-0

M. 28	hW	3-0	Clemson	1-0
M. 29	hW	3-1	Clemson	2-0
A. 4	hL	2-3	Mercer	2-1
A. 5	hW	4-1	Mercer	3-1
A. 11	aL	2-4	Mercer	3-2
A. 18	aL	2-3	Auburn	3-3
A. 19	aW	11-4	Auburn	4-3
A. 19	aL	3-4	Auburn	4-4
A. 25	aL	3-7	Alabama	4-5
A. 26	aL	4-5	Alabama	4-6
A. 28	hL	2-7	Wake Forest	4-7
M. 2	hW	13-0	Sewanee	5-7
M. 3	hW	5-1	Sewanee	6-7
M. 9	aW	4-3	Georgia	7-7
M. 10	aW	5-4	Georgia	8-7
M. 11	hL	1-4	Georgia	8-8
M. 12	hW	4-2	Georgia	9-8

1914 (12-8)

Home: 10-4; Away: 2-4; Neutral: 0-0

M. 27	hL	4-9	Auburn	0-1
M. 28	hW	10-5	Auburn	1-1
A. 3	hW	6-4	Mississippi	2-1
A. 4	hW	6-0	Mississippi	3-1
A. 9	hW	3-2	Illinois	4-1
A. 10	hW	5-2	Illinois	5-1
A. 13	hL	0-8	Mercer	5-2
A. 14	hW	5-1	Mercer	6-2
A. 17	hL	3-11	Vanderbilt	6-3
A. 18	hW	18-6	Vanderbilt	7-3
A. 24	aL	2-11	Alabama	7-4
A. 25	aW	12-8	Alabama	8-4
A. 25	aW	7-0	Alabama	9-4
A. 27	aL	1-9	Mississippi State	9-5
M. 1	hW	4-3	Alabama	10-5
M. 2	hW	5-4	Alabama	11-5
M. 8	aL	4-5	Georgia	11-6
M. 9	aL	4-5	Georgia	11-7
M. 15	hL	2-9	Georgia	11-8
M. 16	hW	6-2	Georgia	12-8

1915 (7-8-2)

Home: 4-6-1; Away: 3-2-1; Neutral: 0-0

M. 18	hL	2-7	Buffalo [exh]	0-0
M. 19	hL	0-8	Buffalo [exh]	0-0
M. 26	hW	6-2	Georgetown	1-0
M. 27	hL	2-9	Georgetown	1-1
A. 3	hL	4-5	Tennessee	1-2
A. 9	hL	1-2	Alabama	1-3
A. 10	hW	7-6	Alabama	2-3
A. 14	hW	8-6	Mississippi St.	3-3
A. 15	hL	5-7	Mississippi St. (10)	3-4
A. 16	aT	6-6	Auburn	3-4-1
A. 17	aW	12-2	Auburn	4-4-1
A. 18	aW	7-1	Auburn	5-4-1
A. 21	aW	7-2	Vanderbilt	6-4-1
A. 24	hW	4-3	Vanderbilt (11)	7-4-1
A. 30	hL	1-3	Mercer	7-5-1
M. 1	hL	3-7	Mercer	7-6-1
M. 8	hT	1-1	Georgia (13)	7-6-2
M. 14	aL	4-7	Georgia	7-7-2
M. 15	aL	2-5	Georgia	7-8-2

1916 (14-6)

Home: 9-4; Away: 5-2; Neutral: 0-0

A. 1	hW	7-6	W.Va. Wesleyan	1-0
A. 2	hL	2-3	W.Va. Wesleyan	1-1
A. 8	aW	6-0	Mercer	2-1
A. 14	hW	6-4	Auburn	3-1
A. 15	hL	9-10	Auburn	3-2
A. 16	hL	0-3	Auburn	3-3
A. 21	hW	9-0	Mississippi	4-3
A. 22	hW	4-3	Mississippi	5-3
A. 26	aW	3-1	Sewanee	6-3
A. 27	aW	3-2	Sewanee	7-3
A. 28	aL	3-4	Vanderbilt	7-4
A. 29	aW	5-2	Vanderbilt	8-4
M. 1	hW	6-1	Vanderbilt	9-4
M. 2	hW	4-2	Vanderbilt	10-4
M. 5	hW	14-3	Trinity [Duke]	11-4
M. 6	hW	5-0	Trinity [Duke]	12-4
M. 12	aL	6-8	Georgia	12-5
M. 13	aW	9-7	Georgia	13-5
M. 19	hL	2-4	Georgia	13-6
M. 20	hW	5-1	Georgia	14-6

Home games at Grant Field

1917 (12-7)

Home: 9-5; Away: 1-2; Neutral: 2-0

M. 28	hW	6-3	Oglethorpe	1-0
M. 30	hW	4-3	Bingham-Mebane	2-0
M. 31	hW	11-2	Bingham-Mebane (7)	3-0
M. 31	hL	3-4	Bingham-Mebane	3-1
A. 2	hW	9-1	Indiana	4-1
A. 6	hL	0-2	Mercer	4-2
A. 7	hL	1-3	Mercer	4-3
A. 9	hW	4-0	Stetson	5-3
A. 10	hW	4-3	Stetson (10)	6-3
A. 14	aL	4-5	Auburn (10)	6-4
A. 14	aL	1-4	Auburn	6-5
A. 20	hW	5-0	Sewanee	7-5
A. 21	hW	4-1	Sewanee	8-5
A. 25	5W	3-2	Clemson	9-5
A. 26	5W	5-1	Clemson	10-5
A. 28	hW	4-2	Mercer	11-5
M. 9	aW	5-3	Mercer	12-5
M. 11	hL	0-1	Georgia	12-6
M. 12	hL	1-2	Georgia	12-7

Home games at Grant Field

COACH JOE BEAN
3 seasons; 35-18 (.660)

1918 (10-7)

Home: 6-4; Away: 4-3; Neutral: 0-0

M. 22	hW	3-1	Oglethorpe	1-0
M. 23	hL	2-3	Fort McPherson [exh]	1-0
M. 29	hL	0-8	Mercer	1-1
M. 30	hW	5-2	Mercer	2-1
A. 5	hL	1-7	Davidson	2-2
A. 6	hW	6-1	Davidson	3-2
A. 12	aW	8-4	Auburn	4-2
A. 13	aL	4-10	Auburn	4-3
A. 20	aW	8-3	Auburn	5-3
A. 21	aL	0-6	Auburn (5)	5-4
A. 24	hW	5-1	Oglethorpe	6-4
A. 27	hW	4-1	Vanderbilt	7-4
M. 3	hL	3-4	Mercer	7-5
M. 4	aW	10-0	Mercer	8-5
M. 10	aL	0-2	Georgia	8-6
M. 11	aW	4-3	Georgia	9-6
M. 17	hL	2-4	Georgia	9-7
M. 18	hW	5-4	Georgia (11)	10-7

Home games at Grant Field

1919 (9-9)

Home: 6-2; Away: 3-7; Neutral: 0-0

M. 22	hW	11-4	Camp Gordon [exh]	0-0
M. 28	aL	1-10	Mercer	0-1
M. 29	aL	4-5	Mercer (11)	0-2
A. 5	hW	5-0	Clemson	1-2
A. 6	hW	9-3	Clemson	2-2
A. 11	hW	2-1	Auburn	3-2
A. 12	hW	4-2	Auburn	4-2
A. 18	hW	3-2	Mercer (11)	5-2
A. 19	hW	8-1	Mercer	6-2
A. 26	aW	4-3	Furman	7-2
A. 27	aW	4-2	Furman	8-2
M. 1	aL	1-11	Alabama	8-3
M. 1	aL	2-6	Alabama	8-4
M. 2	aW	6-2	Mississippi State	9-4
M. 3	aL	1-2	Mississippi State	9-5
M. 9	hL	1-2	Georgia	9-6
M. 10	hL	0-8	Georgia	9-7
M. 16	aL	5-7	Georgia	9-8
M. 17	aL	2-5	Georgia	9-9

Home games at Grant Field

1920 (16-2)

Home: 9-1; Away: 7-1; Neutral: 0-0

M. 26	hW	4-2	Erskine	1-0
M. 27	hW	18-0	Erskine	2-0
A. 2	aW	3-0	Mercer	3-0
A. 7	hL	1-5	Philadelphia A's [exh]	3-0
A. 10	hL	1-5	Oglethorpe	3-1
A. 15	hW	8-0	Florida	4-1
A. 16	aW	6-2	Auburn	5-1
A. 17	aL	4-5	Auburn	5-2
A. 23	hW	2-1	Clemson	6-2
A. 24	hW	5-4	Clemson (10)	7-2
A. 26	aW	9-3	Florida	8-2
A. 27	aW	6-3	Florida (12)	9-2
A. 30	hW	6-2	Davidson	10-2
M. 1	hW	5-0	Davidson	11-2
M. 7	hW	5-4	Vanderbilt	12-2
M. 8	hW	4-2	Vanderbilt	13-2
M. 12	aW	4-2	Wofford	14-2
M. 14	aW	12-1	Furman	15-2
M. 15	aW	4-0	Furman	16-2

Home games at Grant Field

YEAR-BY-YEAR RESULTS

COACH KID CLAY
11 seasons; 147-99-5 (.596)

1921 (18-4-1)
Home: 13-2; Away: 5-2-1; Neutral: 0-0

M. 25	hW	18-0	Cincinnati	1-0
M. 26	hW	17-5	Cincinnati	2-0
A. 1	hW	7-0	Clemson	3-0
A. 2	hW	10-1	Clemson	4-0
A. 8	hL	3-6	Oglethorpe	4-1
A. 9	hW	9-3	Oglethorpe	5-1
A. 15	hW	8-3	Auburn	6-1
A. 19	hW	7-6	Auburn	7-1
A. 22	aW	7-2	N.C. State	8-1
A. 23	aW	6-0	N.C. State	9-1
A. 25	aL	1-8	Georgetown	9-2
A. 26	aW	3-2	Georgetown	10-2
A. 27	aT	2-2	Navy (11)	10-2-1
A. 28	aL	6-3	Maryland	10-3-1
A. 29	aW	2-0	Washington & Lee	11-3-1
A. 30	aW	6-3	Wash. & Lee (12)	12-3-1
M. 6	hW	10-0	N.C. State	13-3-1
M. 7	hL	1-4	N.C. State	13-4-1
M. 13	hW	4-1	Washington & Lee	14-4-1
M. 14	hW	8-4	Washington & Lee	15-4-1
M. 18	hW	5-0	Oglethorpe	16-4-1
M. 20	hW	4-1	Tennessee	17-4-1
M. 21	hW	4-3	Tennessee	18-4-1

Home games at Grant Field

1922 (14-9)
Home: 9-4; Away: 5-5; Neutral: 0-0

M. 16	hL	2-4	Detroit Tigers [exh]	0-0
M. 17	hL	4-7	Detroit Tigers [exh]	0-0
M. 24	hW	9-4	Clemson	1-0
M. 25	hW	6-2	Clemson	2-0
A. 1	hL	6-7	Auburn	2-1
A. 7	hW	10-3	Mercer	3-1
A. 8	hW	1-0	Mercer	4-1
A. 15	aL	5-8	Auburn	4-2
A. 16	aW	5-4	Auburn	5-2
A. 20	hL	3-4	Harvard	5-3
A. 21	aL	4-7	Tennessee (5)	5-4
A. 22	aW	8-4	Tennessee	6-4
A. 24	aL	7-8	Georgetown	6-5
A. 25	aL	3-5	Georgetown	6-6
A. 26	aW	13-1	Navy	7-6
A. 27	aW	8-3	Maryland	8-6
A. 28	aL	5-6	Washington & Lee	8-7
A. 29	aW	4-3	Wash. & Lee (10)	9-7
M. 5	hW	4-1	Tennessee	10-7
M. 6	hW	9-5	Tennessee	11-7
M. 12	hL	2-3	Washington & Lee	11-8
M. 13	hW	3-0	Washington & Lee	12-8
M. 18	hW	10-3	Oglethorpe	13-8
M. 19	hL	3-6	Oglethorpe	13-9
M. 20	hW	13-6	Oglethorpe	14-9

Home games at Grant Field

1923 (16-2-2)
Home: 12-2; Away: 3-0-1; Neutral: 1-0-1

M. 28	hW	7-3	Penn State	1-0
M. 29	hW	14-2	Penn State	2-0
M. 31	hL	2-3	Pennsylvania (11)	2-1
A. 5	hW	4-3	Maryland	3-1
A. 6	hW	1-0	Dartmouth (11)	4-1
A. 7	hW	3-2	Dartmouth (10)	5-1
A. 14	hL	3-7	Auburn	5-2
A. 20	hW	2-0	Florida	6-2
A. 21	hW	13-0	Florida	7-2
A. 23	aT	2-2	Auburn (5)	7-2-1
A. 24	6T	1-1	Auburn (6)	7-2-2
A. 25	aW	6-3	Alabama	8-2-2
A. 26	6W	11-2	Alabama	9-2-2
A. 27	aW	9-3	Mercer	10-2-2
A. 28	aW	9-2	Mercer	11-2-2
M. 5	hW	9-3	North Carolina	12-2-2
M. 11	hW	9-5	Kentucky	13-2-2
M. 12	hW	10-2	Kentucky	14-2-2
M. 18	hW	4-2	Oglethorpe	15-2-2
M. 19	hW	3-0	Oglethorpe	16-2-2
J. 9	hL	1-4	North Carolina [exh]	16-2-2

Home games at Grant Field

1924 (9-14)
Home: 6-7; Away: 3-6; Neutral: 0-1

M. 21	hL	2-4	Ohio State	0-1
M. 22	hW	6-3	Ohio State	1-1
M. 28	hL	3-7	Dartmouth	1-2
M. 29	4L	7-11	Dartmouth (7)	1-3
A. 5	aW	17-5	Auburn	2-3
A. 6	aW	2-0	Auburn	3-3
A. 13	hL	3-4	Notre Dame	3-4
A. 19	hW	2-1	Penn State (11)	4-4
A. 20	hW	5-0	Penn State	5-4
A. 25	aL	4-5	N.C. State	5-5
A. 26	aL	4-5	N.C. State	5-6
A. 28	aL	4-8	Virginia	5-7
A. 29	aW	3-1	Virginia	6-7
M. 1	aL	4-8	Pennsylvania	6-8
M. 2	aL	1-4	Penn State	6-9
M. 3	aL	0-6	Penn State	6-10
M. 6	hL	4-7	Virginia (11)	6-11
M. 7	hW	2-1	Virginia	7-11
M. 9	hL	6-8	Alabama (10)	7-12
M. 14	hW	7-6	Auburn	8-12
M. 15	hW	2-0	Auburn	9-12
M. 16	hL	0-1	Oglethorpe	9-13
M. 17	hL	1-5	Oglethorpe	9-14

Home games at Grant Field

1925 (14-7)
Home: 10-3; Away: 4-4; Neutral: 0-0

M. 20	hW	4-0	Clemson	1-0
M. 21	hW	6-0	Clemson	2-0
M. 27	hW	12-2	Furman	3-0
M. 28	hW	12-3	Furman	4-0
A. 3	hW	7-5	Dartmouth	5-0
A. 4	hL	0-1	Dartmouth	5-1
A. 11	hW	6-1	Notre Dame	6-1
A. 15	hW	21-4	Maryland	7-1
A. 17	aW	9-2	Alabama	8-1
A. 18	aL	10-17	Alabama	8-2
A. 22	hW	8-7	Oglethorpe	9-2
A. 23	hL	1-4	Oglethorpe	9-3
A. 24	hW	25-2	Auburn	10-3
A. 25	aW	10-8	Auburn	11-3
A. 30	aW	4-3	Kentucky	12-3
M. 1	aL	1-2	Vanderbilt	12-4
M. 2	aW	9-5	Vanderbilt	13-4
M. 8	aL	0-4	Georgia	13-5
M. 9	aL	3-7	Georgia	13-6
M. 15	hW	10-9	Georgia	14-6
M. 16	hL	4-6	Georgia	14-7

Home games at Grant Field
Tech lost exhibition to Atlanta Crackers

1926 (21-4-1)
Home: 12-1-1; Away: 5-3; Neutral: 4-0

M. 19	hW	5-2	Clemson	1-0
M. 20	hL	5-6	Clemson (10)	1-1
M. 26	hW	10-1	Ohio State (7)	2-1
M. 27	hW	11-4	Ohio State	3-1
A. 2	hW	7-0	Notre Dame	4-1
A. 3	hW	12-4	Notre Dame	5-1
A. 9	hW	5-0	Auburn	6-1
A. 10	hW	13-7	Auburn	7-1
A. 14	hW	7-5	Alabama	8-1
A. 15	hT	8-8	Alabama (10)	8-1-1
A. 16	6W	12-6	Alabama	9-1-1
A. 17	6W	12-10	Alabama	10-1-1
A. 21	hW	8-4	Oglethorpe	11-1-1
A. 22	hW	7-3	Oglethorpe	12-1-1
A. 23	hW	13-3	Vanderbilt	13-1-1
A. 24	hW	10-6	Vanderbilt	14-1-1
A. 26	aW	10-5	North Carolina	15-1-1
A. 27	aW	11-3	North Carolina	16-1-1
A. 28	aW	10-2	N.C. State	17-1-1
A. 29	aW	7-5	N.C. State	18-1-1
A. 30	aL	6-7	Virginia	18-2-1
M. 1	aW	7-6	Virginia	19-2-1
M. 7	aL	1-2	Georgia	19-3-1
M. 8	aL	3-5	Georgia	19-4-1
M. 14	2W	7-6	Georgia	20-4-1
M. 15	2W	4-3	Georgia	21-4-1

Home games at Grant Field

1927 (18-10)
Home: 14-3; Away: 3-3; Neutral: 1-4

M. 12	aL	2-6	Atlanta Crackers [exh]	0-0
M. 18	hW	11-5	Clemson	1-0
M. 19	hW	10-1	Clemson	2-0
M. 25	hW	14-1	Ohio State	3-0
M. 26	hW	9-3	Ohio State	4-0
M. 28	hW	6-3	Washington & Lee	5-0
M. 29	hL	0-2	Washington & Lee	5-1
A. 1	hL	3-10	Mississippi A&M	5-2
A. 2	hL	5-7	Mississippi A&M	5-3
A. 8	6L	2-10	Auburn	5-4
A. 9	6L	5-7	Auburn	5-5
A. 11	hW	3-2	Kentucky	6-5
A. 12	hW	7-5	Kentucky	7-5
A. 15	hW	4-3	Oglethorpe	8-5
A. 16	hW	6-1	Oglethorpe	9-5
A. 20	hW	9-4	Alabama	10-5
A. 21	hW	7-6	Alabama	11-5
A. 22	aL	5-8	Alabama	11-6
A. 23	aW	6-3	Alabama	12-6
A. 25	aL	2-7	Vanderbilt	12-7
A. 26	aW	10-3	Vanderbilt	13-7
A. 29	4L	9-10	Georgia	13-8
A. 30	4L	1-8	Georgia (8)	13-9
M. 4	hW	9-8	North Carolina	14-9
M. 5	hW	12-4	North Carolina (8)	15-9
M. 6	hW	8-7	N.C. State	16-9
M. 7	4W	8-4	N.C. State	17-9
M. 13	aW	10-5	Georgia	18-9
M. 14	aL	8-10	Georgia	18-10

Home games at Grant Field

1928 (15-6)
Home: 12-2; Away: 2-3; Neutral: 1-1

M. 23	hW	14-4	Clemson	1-0
M. 24	hW	7-5	Clemson	2-0
M. 29	hW	12-11	Oglethorpe	3-0
M. 30	hW	5-4	Oglethorpe	4-0
A. 7	hW	8-2	Maryland	5-0
A. 13	hL	3-7	Mercer	5-1
A. 17	aL	4-15	Auburn	5-2
A. 18	aW	11-2	Auburn	6-2
A. 21	hW	7-5	Auburn	7-2
A. 25	aL	3-4	Alabama	7-3
A. 26	aW	5-3	Alabama	8-3
A. 28	hL	1-7	Alabama	8-4
M. 2	hW	1-0	Tennessee	9-4
M. 3	hW	5-4	Tennessee	10-4
M. 4	hW	9-4	Vanderbilt	11-4
M. 5	hW	10-8	Vanderbilt	12-4
M. 11	hW	4-0	South Carolina	13-4
M. 12	hW	3-2	South Carolina	14-4
M. 18	aL	5-9	Georgia	14-5
M. 25	4L	2-3	Georgia	14-6
M. 26	4W	7-5	Georgia	15-6

Home games at Grant Field

1929 (6-14-1)
Home: 3-4; Away: 3-7; Neutral: 0-3-1

M. 25	aT	6-6	Atlanta Crackers [exh]	0-0
M. 29	4T	5-5	Oglethorpe	0-0-1
M. 30	4L	4-5	Oglethorpe	0-1-1
A. 3	aL	3-23	Auburn	0-2-1
A. 4	aL	10-16	Auburn	0-3-1
A. 5	aL	3-4	Florida (7)	0-4-1
A. 6	aW	3-1	Florida	1-4-1
A. 12	hW	5-2	Clemson	2-4-1
A. 13	hL	4-7	Clemson	2-5-1
A. 19	hW	12-7	Auburn	3-5-1
A. 20	hW	8-3	Auburn	4-5-1
A. 24	hL	4-7	Alabama	4-6-1
A. 25	hL	3-9	Alabama	4-7-1
A. 26	aL	3-6	Alabama	4-8-1
A. 27	aW	4-2	Alabama	5-8-1
M. 2	hL	3-17	South Carolina	5-9-1
M. 3	4L	2-8	Georgia	5-10-1
M. 4	4L	1-12	Georgia	5-11-1
M. 10	aL	0-3	Vanderbilt	5-12-1
M. 11	aL	1-6	Vanderbilt	5-13-1
M. 17	aW	9-5	Georgia	6-13-1
M. 18	aL	1-3	Georgia	6-14-1

Home games at Grant Field

1930 (8-16)
Home: 7-11; Away: 1-5; Neutral: 0-0

M. 28	hW	10-9	Clemson	1-0
M. 29	hW	4-1	Clemson	2-0
A. 3	hW	2-1	Florida	3-0
A. 4	hL	1-3	Florida	3-1
A. 7	hL	4-5	Oglethorpe (8)	3-2
A. 8	hL	3-5	Oglethorpe	3-3
A. 9	hL	3-14	Oglethorpe	3-4
A. 11	aW	2-1	South Carolina	4-4
A. 12	aL	4-5	South Carolina	4-5
A. 16	hL	4-7	Auburn	4-6
A. 17	hW	6-2	Auburn	5-6
A. 18	hL	3-4	Illinois (5)	5-7
A. 19	hW	9-8	Illinois	6-7
A. 21	hW	7-6	Alabama	7-7
A. 22	hL	2-7	Alabama	7-8
A. 23	hL	1-3	Notre Dame	7-9
A. 24	hL	3-5	Notre Dame	7-10
A. 25	aL	2-16	Alabama	7-11
A. 26	aL	3-15	Alabama	7-12
M. 2	hW	10-5	Vanderbilt	8-12
M. 3	hL	1-6	Vanderbilt (8)	8-13
M. 9	aL	6-7	Georgia	8-14
M. 10	aL	3-4	Georgia	8-15
M. 16	hL	3-7	Georgia	8-16

1931 (8-13)
Home: 6-6; Away: 2-7; Neutral: 0-0

M. 23	hL	1-9	Reading [exh]	0-0
M. 24	hL	6-7	Reading [exh]	0-0
M. 25	hL	4-6	Reading [exh]	0-0
A. 2	hL	1-11	South Carolina	0-1
A. 3	hL	3-4	South Carolina	0-2
A. 10	aL	7-9	Mercer	0-3
A. 11	aW	13-1	Mercer	1-3
A. 13	aL	6-8	Florida	1-4
A. 14	aL	8-9	Florida	1-5
A. 17	hW	8-7	Oglethorpe (8)	2-5
A. 18	hL	4-6	Oglethorpe	2-6
A. 20	hW	7-3	Mercer	3-6
A. 21	hW	10-7	Mercer	4-6
A. 22	hW	8-4	Florida	5-6
A. 23	hL	3-4	Florida	5-7
A. 24	hW	11-7	Auburn	6-7
A. 25	hL	8-13	Auburn	6-8
M. 1	aL	6-7	Georgia	6-9
M. 2	aW	5-3	Georgia	7-9
M. 8	aL	5-8	Oglethorpe	7-10
M. 11	aL	5-11	Auburn	7-11
M. 12	aL	0-13	Auburn	7-12
M. 15	hL	0-17	Georgia	7-13
M. 16	hW	11-4	Georgia	8-13

COACH BOBBY DODD
7 seasons; 43-64-2 (.404)

1932 (4-11-2)
Home: 3-6-2; Away: 1-3; Neutral: 0-2

M. 31	hT	4-4	Michigan State	0-0-1
A. 1	hW	3-0	Goodyear [Cartersville]	1-0-1
A. 2	aW	16-11	Goodyear [Rockmart]	2-0-1
A. 8	hL	0-8	Oglethorpe	2-1-1
A. 9	hW	5-3	Oglethorpe	3-1-1
A. 15	hT	6-6	Auburn	3-1-2
A. 16	hL	10-12	Auburn	3-2-2
A. 16	hW	5-4	Auburn	4-2-2
A. 22	2L	2-7	Oglethorpe	4-3-2
A. 23	2L	1-17	Oglethorpe	4-4-2
A. 26	hL	4-6	Florida	4-5-2
A. 26	hL	1-7	Florida (7)	4-6-2
A. 29	aL	7-8	Auburn (10)	4-7-2
M. 6	hL	3-8	Georgia	4-8-2
M. 7	hL	2-9	Georgia	4-9-2
M. 13	aL	0-5	Georgia	4-10-2
M. 14	aL	9-10	Georgia	4-11-2

Tech lost two exhibitions to Atlanta Crackers

1933 (4-10, 3-7 SEC)
Home: 4-3; Away: 0-5; Neutral: 0-2

A. 7	hW	4-3	Auburn	1-0
A. 8	hL	7-11	Auburn	1-1
A. 14	aL	2-6	Alabama	1-2
A. 21	hW	6-4	Oglethorpe	2-2
A. 22	hL	0-8	Oglethorpe	2-3
A. 25	hW	6-4	Alabama	3-3
A. 28	aL	3-4	Auburn (10)	3-4
A. 29	aL	5-9	Auburn	3-5
M. 1	2L	3-4	Oglethorpe (15)	3-6
M. 1	2L	4-5	Oglethorpe	3-7
M. 5	aL	1-4	Georgia	3-8
M. 6	aL	2-10	Georgia	3-9
M. 12	hL	3-13	Georgia	3-10
M. 13	hW	9-3	Georgia	4-10

1934 (10-10, 8-9 SEC)
Home: 5-6; Away: 4-3; Neutral: 1-1

A. 6	hW	10-4	Auburn	1-0
A. 7	hL	4-7	Auburn	1-1
A. 9	hW	3-2	Florida	2-1
A. 10	hL	6-18	Florida (7)	2-2
A. 13	aW	9-5	Alabama	3-2
A. 14	aL	2-11	Alabama	3-3
A. 16	aW	9-7	Vanderbilt	4-3
A. 17	aW	5-3	Vanderbilt	5-3
A. 20	hL	3-4	Alabama	5-4
A. 21	hL	1-8	Alabama	5-5
A. 23	hW	3-2	Oglethorpe	6-5
A. 28	aL	0-1	Auburn	6-6
M. 4	hW	9-7	Georgia	7-6
M. 5	hL	3-4	Georgia	7-7
M. 7	2W	7-4	Oglethorpe	8-7
M. 8	2L	2-4	Oglethorpe	8-8
M. 11	aW	9-8	Georgia (10)	9-8

RECORDS

YEAR-BY-YEAR RESULTS

M. 12	aL	3-4	Georgia	9-9
M. 18	hW	3-2	Vanderbilt	10-9
M. 19	hL	5-6	Vanderbilt	10-10

1935 (7-6, 3-3 SEC)

Home: 4-2; Away: 2-3; Neutral: 1-1

A. 2	aL	3-10	Alabama	0-1
A. 5	aL	0-4	Clemson	0-2
A. 17	hW	1-0	Cincinnati	1-2
A. 18	2L	2-5	Oglethorpe	1-3
A. 19	2W	6-1	Oglethorpe	2-3
A. 22	aW	6-3	Auburn	3-3
A. 23	aW	4-3	Auburn	4-3
A. 26	hL	2-10	Clemson	4-4
A. 27	hW	6-0	Clemson	5-4
A. 27	hW	2-1	Clemson	6-4
M. 3	hW	9-8	Georgia	7-4
M. 4	aL	2-8	Georgia	7-5
M. 11	hL	1-4	Georgia	7-6

1936 (no team)

1937 (4-7, 4-7 SEC)

Home: 2-3; Away: 2-4; Neutral: 0-0

A. 7	hL	2-3	Auburn	0-1
A. 16	aL	10-11	Florida	0-2
A. 17	aL	4-5	Florida	0-3
A. 26	hL	1-7	Alabama	0-4
A. 27	hL	1-3	Alabama	0-5
M. 1	aL	5-6	Auburn	0-6
M. 1	aW	3-2	Auburn (7)	1-6
M. 7	hW	5-4	Georgia (12)	2-6
M. 8	aL	8-13	Georgia	2-7
M. 14	aW	16-11	Georgia	3-7
M. 15	hW	6-5	Georgia (10)	4-7

1938 (7-10, 5-8 SEC)

Home: 6-4; Away: 1-6; Neutral: 0-0

A. 13	hL	4-7	Florida	0-1
A. 14	hL	1-11	Florida	0-2
A. 15	hW	7-2	Vanderbilt	1-2
A. 16	hW	4-0	Vanderbilt	2-2
A. 22	hW	7-2	South Carolina	3-2
A. 23	hL	2-3	South Carolina	3-3
A. 27	aL	3-6	Alabama	3-4
A. 28	aL	3-9	Alabama	3-5
A. 29	aW	9-6	Auburn	4-5
A. 30	aL	2-9	Auburn	4-6
M. 6	aL	3-8	Vanderbilt	4-7
M. 11	hW	6-2	Auburn	5-7
M. 12	hW	5-4	Auburn	6-7
M. 13	aL	8-10	Georgia	6-8
M. 14	hL	4-6	Georgia	6-9
M. 20	hW	9-4	Georgia	7-9
M. 21	aL	5-6	Georgia	7-10

1939 (7-10, 3-9 SEC)

Home: 5-3; Away: 2-7; Neutral: 0-0

A. 7	aL	2-14	Florida (7)	0-1
A. 8	aL	3-5	Florida	0-2
A. 14	aL	2-5	Auburn	0-3
A. 15	aL	4-11	Auburn	0-4
A. 17	aL	3-12	Vanderbilt	0-5
A. 18	aW	7-3	Vanderbilt	1-5
A. 21	aL	7-9	South Carolina	1-6
A. 22	aW	12-4	South Carolina	2-6
A. 28	hL	4-10	Vanderbilt	2-7
M. 1	hL	2-11	Auburn	2-8
M. 2	hW	5-4	Auburn	3-8
M. 5	hW	8-4	Pensacola NAS	4-8
M. 6	hW	7-6	Pensacola NAS	5-8
M. 9	hW	10-4	Presbyterian	6-8
M. 12	hW	9-3	Georgia	7-8
M. 19	aL	0-3	Georgia	7-9
M. 20	hL	2-11	Georgia	7-10

COACH ROY MUNDORFF
4 seasons; 26-36-1 (.421)

1940 (5-10-1, 5-9-1 SEC)

Home: 5-6; Away: 0-4-1; Neutral: 0-0

M. 29	hL	3-4	Presbyterian	0-1
A. 5	hW	4-2	Auburn	1-1
A. 6	hL	1-7	Auburn	1-2
A. 8	hL	5-9	Tennessee	1-3
A. 9	hW	8-0	Tennessee	2-3
A. 12	aT	1-1	Florida (6)	2-3-1
A. 13	aL	1-7	Florida	2-4-1
A. 20	aL	0-2	Auburn	2-5-1
A. 26	hW	6-0	Vanderbilt	3-5-1
A. 27	hW	7-5	Vanderbilt	4-5-1
M. 3	aL	2-5	Georgia	4-6-1
M. 4	hL	3-4	Georgia	4-7-1
M. 6	hW	9-8	Florida	5-7-1
M. 7	hL	5-8	Florida	5-8-1
M. 10	hL	3-4	Georgia	5-9-1
M. 11	aL	3-11	Georgia	5-10-1

1941 (10-8, 10-8 SEC)

Home: 4-6; Away: 6-2; Neutral: 0-0

A. 4	hW	9-4	Tennessee	1-0
A. 5	hW	16-6	Tennessee	2-0
A. 9	aW	8-7	Vanderbilt	3-0
A. 10	aW	11-4	Vanderbilt	4-0
A. 11	aW	12-5	Kentucky	5-0
A. 12	aW	—	Kentucky	6-0
A. 16	aW	5-3	Auburn	7-0
A. 17	aW	7-4	Auburn	8-0
A. 23	hL	3-5	Florida	8-1
A. 24	hW	4-1	Florida	9-1
A. 25	hW	7-5	Vanderbilt	10-1
A. 26	hL	4-7	Vanderbilt	10-2
A. 28	hL	6-9	Auburn	10-3
A. 29	hL	3-7	Auburn	10-4
M. 2	hL	7-9	Georgia	10-5
M. 3	aL	5-20	Georgia	10-6
M. 9	aL	2-5	Georgia	10-7
M. 10	hL	7-9	Georgia	10-8

1942 (8-10, 7-7 SEC)

Home: 7-3; Away: 1-7; Neutral: 0-0

A. 3	hW	9-6	Presbyterian	1-0
A. 4	hL	4-14	Presbyterian	1-1
A. 6	hW	10-7	Kentucky	2-1
A. 7	hW	6-5	Kentucky	3-1
A. 10	aL	1-7	Auburn	3-2
A. 11	aL	4-8	Auburn	3-3
A. 17	hW	8-1	Vanderbilt	4-3
A. 18	hW	6-4	Vanderbilt	5-3
A. 20	hW	15-10	Auburn	6-3
A. 21	hL	9-11	Auburn	6-4
A. 24	aW	10-7	Vanderbilt	7-4
A. 25	aL	7-10	Vanderbilt	7-5
A. 29	aL	5-19	Georgia	7-6
M. 1	hL	1-5	Georgia	7-7
M. 2	aL	0-13	Georgia	7-8
M. 5	hW	7-4	Georgia	8-8
M. 8	aL	2-5	Pensacola NAS	8-9
M. 9	aL	6-7	Pensacola NAS (10)	8-10

1943 (3-8, 2-5 SEC)

Home: 1-3; Away: 2-5; Neutral: 0-0

A. 7	aL	3-10	Fort Benning	0-1
A. 9	hL	1-10	Alabama	0-2
A. 16	aL	1-2	Vanderbilt (6)	0-3
A. 17	aL	2-3	Vanderbilt (11)	0-4
A. 24	hL	4-5	Clemson	0-5
A. 30	hW	8-0	Vanderbilt	1-5
M. 1	hL	2-8	Vanderbilt	1-6
M. 7	aW	14-6	Clemson	2-6
M. 8	aL	10-11	Clemson	2-7
M. 14	aW	15-4	Alabama	3-7
M. 15	aL	2-6	Alabama	3-8

1944 & 1945 (no teams)

COACH JOE PITTARD
16 seasons; 169-173-7 (.494)

1946 (10-2, 0-0 SEC)

Home: 6-1; Away: 3-1; Neutral: 1-0

J. 31	hW	12-4	Dortch's Bakery	1-0
A. 2	hW	4-0	Covington Mills	2-0
A. 6	hW	2-1	Georgia	3-0
A. 9	aW	14-6	Georgia	4-0
A. 13	hW	8-2	North Georgia College	5-0
A. 14	aW	22-7	Georgia	6-0
A. 16	hW	9-3	Georgia	7-0
A. 21	hW	14-4	North Georgia College	8-0
A. 24	aW	11-9	Covington Mills	9-0
A. 25	25W	10-9	Chicopee Mills	10-0
A. 27	aL	2-3	Marietta	10-1
A. 29	hL	1-6	Chicopee Mills	10-2

Season played in July and August

1947 (7-6, 6-6 SEC)

Home: 4-3; Away: 3-3; Neutral: 0-0

M. 6	hW	8-7	Georgia Teachers Coll.	1-0
M. 9	aL	8-10	Vanderbilt	1-1
M. 10	aW	6-5	Vanderbilt	2-1
M. 16	aW	6-4	Georgia	3-1
M. 17	hL	2-11	Georgia	3-2
M. 19	aL	4-8	Auburn	3-3
M. 20	aL	4-17	Auburn	3-4
M. 23	hW	8-5	Vanderbilt	4-4
M. 24	hL	5-10	Vanderbilt	4-5
M. 26	hW	12-2	Auburn	5-5
M. 27	hL	5-14	Auburn	5-6
M. 30	hW	8-7	Georgia	6-6
M. 31	aW	18-5	Georgia	7-6

Season played in May

1948 (11-9, 11-7 SEC)

Home: 8-2; Away: 3-5; Neutral: 0-2

A. 2	hW	8-6	Vanderbilt	1-0
A. 3	hW	8-6	Vanderbilt	2-0
A. 14	hW	9-1	Tennessee	3-0
A. 15	hW	9-7	Tennessee	4-0
A. 16	aL	4-17	Auburn	4-1
A. 17	aW	10-8	Auburn	5-1
A. 23	aW	14-8	Tennessee	6-1
A. 24	aL	4-8	Tennessee	6-2
A. 30	hL	5-8	Kentucky	6-3
M. 1	hW	18-6	Kentucky	7-3
M. 8	aL	4-5	Kentucky	7-4
M. 8	aW	12-8	Kentucky	8-4
M. 14	hL	9-11	Georgia	8-5
M. 15	hW	14-10	Georgia	9-5
M. 17	hW	13-8	Auburn	10-5
M. 18	hW	12-6	Auburn	11-5
M. 21	aL	11-13	Georgia	11-6
M. 22	aL	3-8	Georgia	11-7
J. 10	36L	0-15	North Carolina*	11-8
J. 11	36L	2-3	Geo. Washington (11)*	11-9

**Southern Championship (NCAA play-in)*

1949 (10-14, 9-11 SEC)

Home: 6-6; Away: 4-8; Neutral: 0-0

M. 21	aW	13-9	Rollins	1-0
M. 22	aL	8-10	Rollins	1-1
M. 23	aL	1-6	Florida	1-2
M. 24	aL	1-11	Florida	1-3
M. 25	hL	5-9	Michigan State	1-4
M. 26	hL	2-7	Michigan State	1-5
A. 8	hL	7-14	Kentucky	1-6
A. 9	hL	8-9	Kentucky	1-7
A. 13	hW	9-4	Tennessee	2-7
A. 14	hW	19-16	Tennessee	3-7
A. 15	hL	8-12	Auburn	3-8
A. 16	hW	5-3	Auburn	4-8
A. 20	aW	5-3	Tennessee	5-8
A. 21	aL	8-9	Tennessee	5-9
A. 25	aW	8-2	Auburn	6-9
A. 26	aL	3-4	Auburn	6-10
A. 29	hL	3-6	Florida	6-11
A. 30	hW	11-1	Florida	7-11
M. 6	aW	18-13	Kentucky	8-11
M. 7	aL	1-9	Kentucky	8-12
M. 13	aL	6-7	Georgia	8-13
M. 14	hW	9-8	Georgia	9-13
M. 20	hW	8-7	Georgia	10-13
M. 21	aL	7-8	Georgia	10-14

1950 (7-11, 7-11 SEC)

Home: 4-5; Away: 3-6; Neutral: 0-0

M. 31	hL	3-5	Vanderbilt	0-1
A. 1	hW	13-9	Vanderbilt	1-1
A. 5	hL	6-10	Kentucky	1-2
A. 6	hL	9-14	Kentucky	1-3
A. 12	hW	6-3	Tennessee	2-3
A. 13	hL	5-17	Tennessee	2-4
A. 14	aL	5-9	Auburn	2-5
A. 15	aW	9-8	Auburn	3-5
A. 21	aW	23-2	Vanderbilt	4-5
A. 22	aL	3-11	Vanderbilt	4-6
A. 26	aL	3-4	Tennessee	4-7
A. 27	aL	8-17	Tennessee	4-8
A. 28	aL	2-7	Kentucky	4-9
M. 5	hW	8-4	Auburn	5-9
M. 6	hL	3-8	Auburn	5-10
M. 13	hW	5-4	Georgia	6-10
M. 17	aW	5-3	Georgia	7-10
M. 18	aL	3-7	Georgia	7-11

1951 (11-12, 8-12 SEC)

Home: 6-4; Away: 5-8; Neutral: 0-0

M. 19	aW	18-7	Stetson	1-0
M. 21	aL	7-10	Florida	1-1
M. 22	aW	10-8	Florida	2-1
M. 23	aW	11-10	Florida Southern	3-1
M. 24	aW	20-2	Florida Southern	4-1
M. 30	hL	2-23	Auburn	4-2
M. 31	hW	11-9	Auburn	5-2
A. 4	hL	11-15	Tennessee	5-3
A. 5	hL	11-12	Tennessee	5-4
A. 13	aL	1-2	Tennessee	5-5
A. 14	aL	3-4	Kentucky	5-6
A. 14	aW	5-4	Kentucky	6-6
A. 18	aL	5-15	Florida	6-7
A. 20	hW	14-11	Vanderbilt	7-7
A. 21	hW	22-8	Vanderbilt	8-7
A. 25	aL	6-7	Florida	8-8
A. 28	aL	1-6	Auburn	8-9
M. 4	aL	6-7	Georgia	8-10
M. 5	aL	4-6	Georgia	8-11
M. 11	hW	4-0	Georgia	9-11
M. 12	hW	8-7	Georgia	10-11
M. 14	hW	16-11	Kentucky	11-11
M. 15	hL	8-9	Kentucky	11-12

1952 (8-11-1, 8-11-1 SEC)

Home: 5-6-1; Away: 3-5; Neutral: 0-0

M. 21	aL	3-9	Florida	0-1
M. 22	aL	2-13	Florida	0-2
M. 31	hT	4-4	Auburn	0-2-1
A. 1	hL	4-11	Auburn	0-3-1
A. 4	aW	10-3	Auburn	1-3-1
A. 5	aW	3-2	Auburn	2-3-1
A. 11	aL	6-7	Tennessee	2-4-1
A. 12	aL	4-5	Tennessee	2-5-1
A. 16	hL	1-12	Tennessee	2-6-1
A. 17	hW	9-5	Tennessee	3-6-1
A. 18	hW	25-11	Kentucky	4-6-1
A. 19	hW	6-5	Kentucky	5-6-1
A. 21	hW	14-4	Vanderbilt	6-6-1
A. 22	hL	8-12	Vanderbilt	6-7-1
A. 25	aW	6-3	Florida	7-7-1
A. 26	aL	5-13	Florida	7-8-1
M. 2	hW	6-5	Georgia	8-8-1
M. 3	hL	7-15	Georgia	8-9-1
M. 9	hL	6-9	Georgia	8-10-1
M. 10	hL	1-5	Georgia	8-11-1

1953 (8-13, 7-10 SEC)

Home: 4-4; Away: 4-9; Neutral: 0-0

M. 23	aL	3-6	Stetson	0-1
M. 24	aW	7-3	Stetson	1-1
M. 25	aL	2-9	Rollins	1-2
M. 26	aL	4-10	Rollins	1-3
M. 27	aL	4-15	Florida	1-4
M. 28	aL	2-13	Florida	1-5
M. 30	hW	6-5	Auburn	2-5
M. 31	hL	7-14	Auburn	2-6
A. 6	hW	5-2	Tennessee	3-6
A. 7	hL	0-3	Tennessee	3-7
A. 13	aL	4-11	Auburn	3-8
A. 14	aW	8-5	Auburn	4-8
A. 17	aL	2-12	Georgia	4-9
A. 18	aL	3-11	Georgia	4-10
A. 24	hW	5-4	Florida	5-10
A. 25	hL	2-11	Florida	5-11
A. 29	aW	4-2	Tennessee	6-11
M. 1	aL	3-14	Kentucky	6-12
M. 2	aW	14-3	Kentucky	7-12
M. 8	hW	4-3	Georgia	8-12
M. 9	hL	2-4	Georgia	8-13

1954 (9-13-1, 6-10 SEC)

Home: 4-5; Away: 5-7-1; Neutral: 0-1

M. 22	aW	14-6	Stetson	1-0
M. 23	aT	4-4	Stetson	1-0-1
M. 24	aL	5-6	Rollins	1-1-1
M. 25	7L	10-11	Ohio State	1-2-1
M. 25	aL	5-6	Rollins	1-3-1
M. 26	aL	5-16	Florida	1-4-1
M. 27	aW	15-4	Florida	2-4-1
A. 2	hW	14-4	Mercer	3-4-1
A. 3	aW	9-5	Mercer	4-4-1
A. 9	hL	2-5	Auburn	4-5-1
A. 10	hW	6-4	Auburn	5-5-1
A. 16	hW	9-0	Kentucky	6-5-1
A. 17	hL	3-4	Kentucky	6-6-1
A. 19	hL	5-15	Florida	6-7-1
A. 20	hW	6-3	Florida	7-7-1
A. 23	aL	1-2	Vanderbilt	7-8-1
A. 24	aW	8-4	Vanderbilt	8-8-1

YEAR-BY-YEAR RESULTS

A. 30	hL	1-3	Georgia	8-9-1
M. 1	hL	3-7	Georgia	8-10-1
M. 7	aW	9-6	Auburn	9-10-1
M. 8	aL	9-21	Auburn	9-11-1
M. 14	aL	0-5	Georgia	9-12-1
M. 15	aL	0-3	Georgia	9-13-1

1955 (15-9, 10-6 SEC)

Home: 7-3; Away: 7-6; Neutral: 1-0

M. 21	aW	10-0	Stetson	1-0
M. 22	aW	7-4	Stetson	2-0
M. 23	7W	9-3	Ohio State	3-0
M. 23	aL	4-6	Rollins	3-1
M. 25	aL	3-11	Florida	3-2
M. 26	aW	11-7	Florida	4-2
M. 30	hW	5-4	Mercer	5-2
A. 1	aW	5-3	Auburn	6-2
A. 2	aL	3-7	Auburn	6-3
A. 6	aL	10-11	Mercer	6-4
A. 8	hW	17-0	Kentucky	7-4
A. 9	hW	21-3	Kentucky	8-4
A. 11	hL	7-11	Florida	8-5
A. 12	hW	7-6	Florida	9-5
A. 15	hW	6-4	Clemson	10-5
A. 16	aL	4-8	Clemson	10-6
A. 18	hL	8-13	Auburn	10-7
A. 19	hW	12-7	Auburn	11-7
A. 22	aL	1-15	Georgia	11-8
A. 23	aW	5-2	Georgia	12-8
A. 29	aW	13-3	Kentucky	13-8
A. 30	aW	10-2	Kentucky	14-8
M. 6	hL	5-6	Georgia	14-9
M. 7	hW	18-4	Georgia	15-9

1956 (11-12, 4-9 SEC)

Home: 6-3; Away: 5-8; Neutral: 0-1

M. 19	aW	16-8	Stetson	1-0
M. 20	aW	1-0	Stetson	2-0
M. 21	7L	5-6	Ohio State	2-1
M. 22	aW	7-6	Rollins	3-1
M. 23	aL	3-5	Florida	3-2
M. 24	aL	2-3	Florida	3-3
M. 24	aL	6-7	Florida	3-4
M. 30	hW	10-2	Mercer	4-4
A. 2	2L	4-6	Atlanta Crackers [exh]	4-4
A. 13	aL	3-6	Georgia	4-5
A. 14	aL	3-7	Georgia	4-6
A. 18	aW	21-6	Clemson	5-6
A. 20	hW	9-4	Tennessee	6-6
A. 21	hL	1-3	Tennessee	6-7
A. 21	hW	5-4	Tennessee	7-7
A. 25	hW	2-1	Clemson	8-7
A. 27	aL	0-1	Auburn	8-8
A. 28	aL	3-9	Auburn	8-9
A. 28	aW	10-1	Auburn	9-9
M. 1	aL	4-6	Mercer	9-10
M. 4	hL	3-5	Georgia	9-11
M. 5	hW	7-1	Georgia	10-11
M. 9	hW	7-4	Rollins	11-11
M. 10	hL	0-7	Rollins	11-12

1957 (18-8-1, 13-3 SEC)

Home: 8-5; Away: 10-3; Neutral: 0-0-1

M. 18	aW	9-2	Stetson	1-0
M. 19	aW	9-3	Stetson	2-0
M. 20	7T	5-5	Ohio State	2-0-1
M. 21	aL	3-5	Rollins	2-1-1
M. 22	aW	12-1	Florida	3-1-1
M. 23	aW	10-1	Florida	4-1-1
M. 23	aW	8-2	Florida	5-1-1
M. 29	hW	6-4	Wake Forest	6-1-1
M. 30	hL	7-8	Wake Forest	6-2-1
A. 5	hW	6-5	Kentucky	7-2-1
A. 6	hW	13-4	Kentucky	8-2-1
A. 6	hW	9-7	Kentucky	9-2-1
A. 12	hW	10-0	Georgia	10-2-1
A. 13	hL	3-4	Georgia (12)	10-3-1
A. 19	aW	14-0	Tennessee	11-3-1
A. 20	aW	7-2	Tennessee	12-3-1
A. 20	aW	12-7	Tennessee	13-3-1
A. 26	hW	2-1	Auburn	14-3-1
A. 27	hL	2-3	Auburn	14-4-1
A. 27	hW	8-7	Auburn	15-4-1
M. 3	aW	3-0	Georgia	16-4-1
M. 4	aL	0-8	Georgia	16-5-1
M. 6	hL	0-5	Clemson	16-6-1
M. 7	aL	6-7	Clemson (10)	16-7-1
M. 9	aW+	5-4	Alabama	17-7-1
M. 10	hL+	10-11	Alabama	17-8-1
M. 13	hW+	10-1	Alabama	18-8-1

+SEC Playoff
Tech lost exhibition to Atlanta Crackers

1958 (7-17, 5-12 SEC)

Home: 5-5; Away: 2-12; Neutral: 0-0

M. 17	aL	3-5	Stetson	0-1
M. 18	aW	14-4	Stetson	1-1
M. 19	aL	1-8	Florida Southern	1-2
M. 20	aL	3-9	Florida Southern	1-3
M. 21	aL	6-7	Miami	1-4
M. 22	aL	4-7	Miami	1-5
M. 28	hW	5-4	Tennessee (11)	2-5
M. 29	hW	7-2	Tennessee	3-5
M. 29	hW	11-5	Tennessee	4-5
A. 4	hL	4-6	Florida	4-6
A. 5	hL	0-3	Florida	4-7
A. 8	hW	8-1	Clemson	5-7
A. 11	aL	11-14	Auburn	5-8
A. 12	aL	3-11	Auburn	5-9
A. 18	hL	2-3	Auburn (12)	5-10
A. 19	hL	0-15	Auburn	5-11
A. 23	aL	4-7	Georgia	5-12
A. 25	aW	3-2	Kentucky	6-12
A. 26	aL	5-7	Kentucky	6-13
M. 2	aL	3-4	Florida (10)	6-14
M. 3	aL	1-3	Florida	6-15
M. 7	aL	4-7	Georgia	6-16
M. 9	hL	5-7	Georgia	6-17
M. 10	hW	12-11	Georgia	7-17

1959 (17-9-2, 11-4 SEC)

Home: 8-3; Away: 6-4-1; Neutral: 3-2-1

M. 23	aL#	3-4	Miami	0-1
M. 24	8W#	4-0	Yale	1-1
M. 25	aT#	2-2	Miami	1-1-1
M. 25	8T#	4-4	Yale	1-1-2
M. 26	aW#	15-3	Miami	2-1-2
M. 27	aW#	8-5	Yale	3-1-2
M. 27	8W#	4-0	Miami	4-1-2
M. 31	hW	11-3	Vanderbilt	5-1-2
A. 3	aL	1-10	Florida	5-2-2
A. 4	aW	12-4	Florida	6-2-2
A. 10	aW	7-2	Auburn	7-2-2
A. 11	aL	4-9	Auburn	7-3-2
A. 15	aW	4-3	Georgia	8-3-2
A. 17	hW	5-1	Auburn	9-3-2
A. 24	hL	1-4	Kentucky	9-4-2
A. 25	hW	5-4	Kentucky	10-4-2
A. 25	hW	15-1	Kentucky	11-4-2
M. 1	hW	2-1	Florida	12-4-2
M. 2	hW	17-8	Florida	13-4-2
M. 6	aL	3-4	Georgia	13-5-2
M. 8	hW	6-2	Georgia	14-5-2
M. 9	hW	12-7	Georgia	15-5-2
M. 18	aW+	4-3	Mississippi	16-5-2
M. 19	hL+	5-8	Mississippi	16-6-2
M. 20	hL+	7-11	Mississippi	16-7-2
J. 4	9L*	6-9	Clemson	16-8-2
J. 5	9W*	7-2	Geo. Washington	17-8-2
J. 6	9L*	9-16	Florida State	17-9-2

#Miami Sports Carnival
+SEC Playoff
**NCAA District 3 Playoffs*

1960 (14-11, 9-7 SEC)

Home: 6-4; Away: 6-7; Neutral: 2-0

M. 21	aW	12-3	Stetson	1-0
M. 22	aW	9-8	Stetson	2-0
M. 24	8W	13-0	Army	3-0
M. 24	aL	1-5	Miami	3-1
M. 25	8W	5-2	Army	4-1
M. 26	aL	3-4	Miami	4-2
M. 31	aL	0-10	Clemson	4-3
A. 1	hW	3-2	Auburn	5-3
A. 2	hL	4-5	Auburn	5-4
A. 8	hL	10-11	Kentucky	5-5
A. 9	hW	4-3	Kentucky	6-5
A. 11	hW	17-6	Tennessee	7-5
A. 12	hW	6-1	Tennessee	8-5
A. 15	hL	3-11	Florida	8-6
A. 16	hL	8-14	Florida	8-7
A. 22	aW	7-6	Auburn	9-7
A. 23	aW	12-0	Auburn	10-7
A. 25	aW	14-4	Vanderbilt	11-7
A. 29	hW	9-0	Georgia	12-7
M. 3	hW	12-2	Mercer	13-7
M. 6	aW	5-2	Florida	14-7
M. 7	aL	4-5	Florida	14-8
M. 10	aL	7-9	Mercer	14-9
M. 13	aL	4-9	Georgia	14-10
M. 14	aL	8-11	Georgia	14-11

1961 (6-16-2, 6-11 SEC)

Home: 3-5; Away: 3-10-1; Neutral: 0-1-1

M. 20	aL	1-4	Stetson	0-1
M. 21	aL	2-10	Stetson	0-2
M. 23	8T	2-2	Army	0-2-1
M. 23	aL	3-10	Miami	0-3-1
M. 24	8L	6-7	Army (7)	0-4-1
M. 25	aT	5-5	Miami	0-4-2
M. 27	hW	8-5	Vanderbilt	1-4-2
A. 1	hL	6-7	Auburn	1-5-2
A. 1	hL	10-12	Auburn (7)	1-6-2
A. 7	aL	6-14	Georgia	1-7-2
A. 8	aW	6-5	Georgia	2-7-2
A. 14	aL	3-5	Florida	2-8-2
A. 15	aL	0-11	Florida	2-9-2
A. 19	hL	5-12	Georgia (7)	2-10-2
A. 19	hW	6-2	Georgia (7)	3-10-2
A. 21	aL	13-24	Auburn	3-11-2
A. 22	aL	5-9	Auburn	3-12-2
A. 26	aW	12-7	Tennessee	4-12-2
A. 27	aW	8-1	Tennessee	5-12-2
A. 28	aL	15-16	Kentucky (10)	5-13-2
A. 29	aL	0-15	Kentucky (7)	5-14-2
M. 2	hL	5-15	Clemson	5-15-2
M. 5	hW	2-1	Florida	6-15-2
M. 6	hL	1-12	Florida	6-16-2

COACH JIM LUCK
20 seasons; 320-280-5 (.533)

1962 (8-16, 6-11 SEC)

Home: 5-6; Away: 3-10; Neutral: 0-0

M. 19	aL	4-10	Florida State	0-1
M. 20	aL	8-9	Florida State	0-2
M. 21	aL	6-7	Florida State (10)	0-3
M. 23	aL	1-9	Auburn	0-4
M. 24	aL	2-3	Auburn	0-5
M. 27	aL	0-11	Georgia	0-6
M. 30	hL	6-8	Auburn	0-7
A. 4	hW	9-4	Tennessee	1-7
A. 5	hW	5-4	Tennessee	2-7
A. 7	hL	3-4	Kentucky (8)	2-8
A. 7	hW	6-4	Kentucky (7)	3-8
A. 13	hL	1-12	Florida	3-9
A. 14	hL	5-9	Florida	3-10
A. 18	aL	6-7	Georgia	3-11
A. 21	hL	6-9	Clemson	3-12
A. 21	hL	4-18	Clemson (7)	3-13
A. 24	aL	1-2	Georgia	3-14
A. 27	aW	12-1	Vanderbilt	4-14
A. 28	aW	11-9	Vanderbilt	5-14
M. 1	hW	8-7	Georgia	6-14
M. 4	aL	4-15	Florida	6-15
M. 5	aL	2-7	Florida	6-16
M. 8	hW	12-2	Mercer	6-17
M. 12	aW	2-1	Mercer	6-18

1963 (9-18, 4-13 SEC)

Home: 3-9; Away: 5-8; Neutral: 1-1

M. 18	aL	5-7	Florida Southern	0-1
M. 19	7W	9-8	Ohio State	1-1
M. 20	7L	0-5	Ohio State	1-2
M. 21	aW	5-0	Rollins	2-2
M. 22	aL	5-12	Florida	2-3
M. 23	aL	2-14	Florida	2-4
M. 27	hL	4-6	Clemson	2-5
M. 29	hL	3-11	Auburn	2-6
M. 30	hL	3-5	Auburn	2-7
A. 3	aW	10-8	Clemson	3-7
A. 5	hL	8-9	Vanderbilt	3-8
A. 9	aL	0-4	Auburn	3-9
A. 10	aL	4-6	Auburn	3-10
A. 12	hL	3-6	North Carolina	3-11
A. 13	hL	6-15	Georgia	3-12
A. 16	aL	2-4	Georgia	3-13
A. 19	hL	8-11	Florida	3-14
A. 20	hW	7-2	Florida	4-14
A. 24	aL	10-13	Kentucky	4-15
A. 25	aW	5-3	Kentucky	5-15
A. 26	aW	4-2	Tennessee	6-15
A. 27	aW	7-6	Tennessee	7-15
M. 3	hL	0-5	Georgia	7-16
M. 4	aL	8-12	Georgia	7-17
M. 14	hW	5-0	Mercer	8-17
M. 16	hL	5-10	Florida State (7)	8-18
M. 16	hW	5-4	Florida State (7)	9-18

1964 (9-15, 3-10 SEC)

Home: 6-7; Away: 1-8; Neutral: 2-0

M. 23	aL#	0-5	Florida State	0-1
M. 24	aL#	2-3	Florida State	0-2
M. 25	10W#	7-4	N.E. Louisiana State	1-2
M. 26	10W#	3-2	N.E. Louisiana State	2-2
M. 27	aL	1-2	Florida	2-3
A. 2	aL	1-2	Georgia	2-4
A. 3	hW	6-3	Furman	3-4
A. 4	hW	4-3	Furman	4-4
A. 9	hL	1-7	Morehead State	4-5
A. 10	hL	4-10	Auburn	4-6
A. 11	hL	6-8	Auburn	4-7
A. 14	aL	4-22	Clemson	4-8
A. 17	hL	3-17	Florida	4-9
A. 18	hW	4-2	Florida	5-9
A. 21	hL	1-14	Florida State	5-10
A. 24	aL	0-1	Vanderbilt	5-11
A. 25	aW	2-1	Vanderbilt	6-11
A. 29	hW	4-3	Tennessee	7-11
A. 30	hL	3-4	Tennessee	7-12
M. 5	hL	0-4	Georgia	7-13
M. 8	aL	1-5	Auburn	7-14
M. 9	aL	2-10	Auburn	7-15
M. 12	hW	9-7	Mercer	8-15
M. 14	hW	4-3	Clemson	9-15

#Florida State Invitational

1965 (20-8-2)

Home: 12-3-1; Away: 7-5-1; Neutral: 1-0

M. 22	aW	5-3	Jacksonville	1-0
M. 23	aW	8-1	Jacksonville	2-0
M. 24	aW	6-4	Rollins	3-0
M. 25	aW	10-5	Rollins	4-0
M. 26	7W	15-2	Milligan	5-0
M. 27	aW	11-1	Stetson	6-0
M. 30	hW	8-5	William Jewell	7-0
M. 31	hW	1-0	William Jewell	8-0
A. 1	aL	1-10	Georgia	8-1
A. 3	aL	2-4	Clemson	8-2
A. 3	aT	6-6	Clemson	8-2-1
A. 6	hL	4-12	Georgia	8-3-1
A. 9	aL	3-12	Auburn	8-4-1
A. 10	aL	0-4	Auburn	8-5-1
A. 12	hL	1-5	Miami	8-6-1
A. 13	hL	1-2	Miami	8-7-1
A. 16	hW	3-0	North Carolina	9-7-1
A. 17	hW	6-5	North Carolina	10-7-1
A. 19	hW	6-3	Xavier	11-7-1
A. 20	hW	3-1	Georgia	12-7-1
A. 28	hW	12-5	Florida	13-7-1
A. 29	hW	4-3	Florida	14-7-1
M. 1	aW	2-0	Furman	15-7-1
M. 4	aL	5-10	Georgia	15-8-1
M. 7	hW	5-4	Auburn	16-8-1
M. 8	hW	13-5	Auburn	17-8-1
M. 11	hT	4-4	Clemson	17-8-2
M. 12	hW	11-5	Mercer	18-8-2
M. 14	hW	7-1	Berry	19-8-2
M. 15	aW	6-2	Mercer	20-8-2

1966 (14-16)

Home: 10-8; Away: 4-8; Neutral: 0-0

M. 21	aL	1-6	Valdosta State	0-1
M. 22	aL	2-4	Valdosta State (7)	0-2
M. 22	aL	2-4	Valdosta State (7)	0-3
M. 23	aL	1-14	Rollins	0-4
M. 24	aL	0-2	Rollins	0-5
M. 25	aW	6-1	Florida Southern	1-5
M. 26	aL	3-4	Florida Southern	1-6
A. 1	hW	11-2	Milligan	2-6
A. 2	hW	19-1	Milligan	3-6
A. 6	hL	3-4	Georgia	3-7
A. 9	hW	6-0	Furman	4-7
A. 11	hL	0-3	North Carolina	4-8
A. 13	aW	11-2	Georgia	5-8
A. 15	hL	6-8	Notre Dame	5-9
A. 16	hW	9-2	Notre Dame	6-9
A. 18	aL	9-14	Clemson	6-10
A. 23	aL	1-2	Auburn (7)	6-11
A. 23	aW	8-2	Auburn (7)	7-11
M. 2	aW	3-0	Mercer (12)	8-11
M. 4	hL	2-4	Georgia	8-12
M. 6	hL	2-7	Memphis State	8-13
M. 7	hW	2-0	Memphis State	9-13
M. 10	hL	2-4	West Georgia	9-14
M. 11	hW	7-5	Mercer	10-14
M. 14	hL	1-4	Miami (7)	10-15
M. 14	hW	5-3	Miami (7)	11-15
M. 17	hL	0-1	Auburn	11-16
M. 18	hW	13-3	Auburn	12-16
M. 19	hW	10-3	Berry	13-16

RECORDS

YEAR-BY-YEAR RESULTS

M. 20	hW	4-1	Clemson	14-16

1967 (21-11)

Home: 14-7; Away: 7-4; Neutral: 0-0

M. 18	hW	5-4	East Tennessee St	1-0
M. 24	aW	9-2	Valdosta State	2-0
M. 25	aL	4-9	Valdosta State	2-1
M. 29	hW	14-1	Davidson	3-1
M. 30	hW	9-0	Davidson	4-1
M. 31	hW	10-2	Milligan	5-1
A. 1	hW	14-7	Milligan	6-1
A. 4	aL	1-10	Clemson	6-2
A. 5	hW	8-2	Georgia	7-2
A. 8	hW	8-2	Parsons	8-2
A. 12	hL	3-7	Furman	8-3
A. 14	hL	2-4	Auburn (13)	8-4
A. 15	hL	6-9	Auburn (12)	8-5
A. 18	aW	4-3	Georgia	9-5
A. 21	hW	6-2	Miami	10-5
A. 22	hW	2-1	Miami (7)	11-5
A. 22	hW	4-2	Miami (7)	12-5
A. 25	hW	13-6	Georgia	13-5
A. 27	aW	6-1	Furman	14-5
A. 29	hW	9-2	David Lipscomb	15-5
M. 2	aL	1-2	Georgia	15-6
M. 5	hL	1-4	Erskine	15-7
M. 6	hL	0-4	Clemson	15-8
M. 9	hW	4-0	Mercer	16-8
M. 10	aW	5-2	Erskine	17-8
M. 12	aW	3-1	Berry	18-8
M. 13	hW	5-3	West Georgia (7)	19-8
M. 13	hL	0-5	West Georgia (7)	19-9
M. 15	aW	9-2	Mercer	20-9
M. 17	hL	3-5	Berry	20-10
M. 19	aW	12-8	Auburn	21-10
M. 20	aL	6-8	Auburn	21-11

1968 (21-13)

Home: 18-9; Away: 2-4; Neutral: 1-0

M. 18	hW	7-6	East Tenn. State	1-0
M. 19	hW	7-5	East Tenn. State	2-0
M. 20	hW	14-3	Alma College	3-0
M. 21	hL	4-5	Alma College	3-1
M. 23	hW	4-3	Earlham	4-1
M. 24	hW	10-3	DePauw	5-1
M. 25	hW	2-1	Milligan	6-1
M. 26	hW	7-6	Milligan	7-1
M. 29	hW	23-3	Hillsdale	8-1
M. 30	hW	9-1	Hillsdale	9-1
A. 1	hW	6-1	Hillsdale	10-1
A. 1	hL	6-8	William Jewell	10-2
A. 3	hL	9-20	Tennessee	10-3
A. 4	hL	4-5	Tennessee	10-4
A. 6	hL	4-5	UT-Chattanooga	10-5
A. 11	hW	16-4	Anderson College	11-5
A. 12	hW	14-10	Anderson College	12-5
A. 13	hL	2-3	Indiana Central	12-6
A. 15	aL	3-6	Clemson	12-7
A. 16	hW	5-4	Erskine	13-7
A. 19	hW	4-3	North Carolina	14-7
A. 20	hL	3-10	North Carolina	14-8
A. 23	aW	6-2	Georgia	15-8
A. 25	hW	10-9	Berry	16-8
A. 26	hW	8-0	Jacksonville	17-8
A. 27	hL	0-1	Jacksonville	17-9
M. 1	aL	2-3	Furman	17-10
M. 2	hL	11-14	Georgia	17-11
M. 4	hW	7-0	Clemson	18-11
M. 7	aW	12-3	Mercer	19-11
M. 8	aL	4-5	Georgia	19-12
M. 9	hW	6-5	Furman	20-12
M. 13	11W	1-0	Georgia	21-12
M. 17	aL	1-6	Tennessee	21-13

1969 (16-12)

Home: 12-8; Away: 3-4; Neutral: 1-0

M. 22	hW	12-7	Furman	1-0
M. 24	hW	18-2	Hillsdale	2-0
M. 25	hW	11-0	Hillsdale	3-0
M. 26	hL	6-10	Milligan	3-1
M. 27	hW	10-9	Milligan (13)	4-1
M. 28	hL	5-6	Bowling Green (11)	4-2
M. 29	hW	15-1	DePauw	5-2
M. 31	hW	19-5	William & Mary	6-2
A. 2	hW	17-1	Olivett	7-2
A. 3	hW	7-5	West Liberty	8-2
A. 4	hL	4-6	Tulane	8-3
A. 7	hW	8-1	William Jewell	9-3
A. 8	hL	6-10	North Carolina	9-4
A. 9	hW	2-1	William Jewell	10-4
A. 12	aL	5-8	UT-Chattanooga	10-5
A. 14	aW	4-3	Clemson	11-5
A. 19	hW	9-0	UT-Chattanooga	12-5
A. 24	aW	8-3	Furman	13-5
A. 25	hL	2-3	Jacksonville	13-6
A. 26	hL	0-3	Jacksonville	13-7
A. 28	aL	1-3	Georgia	13-8
M. 2	aL	1-2	Florida State	13-9
M. 3	aW	8-5	Florida State	14-9
M. 5	hL	4-5	Stetson (10)	14-10
M. 6	hL	2-6	Stetson	14-11
M. 12	11W	9-2	Georgia	15-11
M. 13	hW	1-0	Georgia	16-11
M. 14	aL	0-1	Berry	16-12

1970 (17-7-1)

Home: 15-4-1; Away: 2-2; Neutral: 0-1

M. 23	hL	0-5	Northwestern	0-1
M. 24	hW	1-0	Northwestern	1-1
M. 25	hL	7-8	Alma College	1-2
M. 26	hW	10-1	Alma College	2-2
M. 27	hW	6-2	Indiana Central	3-2
M. 28	hW	2-0	Indiana Central	4-2
M. 30	hW	8-4	Milligan	5-2
M. 31	hT	0-0	Milligan	5-2-1
A. 1	hW	3-1	William Jewell	6-2-1
A. 2	hW	10-8	William Jewell	7-2-1
A. 4	hW	5-2	Olivet	8-2-1
A. 7	aL	6-17	Clemson	8-3-1
A. 10	hW	3-2	Erskine	9-3-1
A. 11	hW	4-3	Erskine	10-3-1
A. 14	aW	11-6	Georgia	11-3-1
A. 16	hW	9-3	Furman	12-3-1
A. 18	hW	7-2	East Tenn. State	13-3-1
A. 21	hW	4-3	Georgia	14-3-1
A. 28	aL	1-3	Georgia	14-4-1
M. 4	11L	2-7	Georgia (11)	14-5-1
M. 7	hW	7-1	Clemson	15-5-1
M. 8	hW	4-1	Middle Tenn. St.	16-5-1
M. 12	aW	3-0	Mercer	17-5-1
M. 14	hL	4-7	Berry	17-6-1
M. 15	hL	5-9	Mercer	17-7-1

1971 (31-6)

Home: 24-2; Away: 3-2; Neutral: 4-2

M. 20	hW	7-2	Bowling Green	1-0
M. 21	hW	11-8	Earlham	2-0
M. 22	hW	9-2	DePauw	3-0
M. 22	hW	4-3	Earlham	4-0
M. 23	hW	3-1	Earlham	5-0
M. 24	hW	6-3	Tennessee	6-0
M. 26	hL	3-11	Cleveland State	6-1
M. 27	hW	8-0	Cleveland State	7-1
M. 28	hW	3-2	North Carolina	8-1
M. 29	hW	3-0	Milligan	9-1
M. 30	hW	2-1	Milligan	10-1
M. 31	hW	11-0	Wake Forest	11-1
A. 2	hW	8-7	Erskine	12-1
A. 3	hW	2-0	Erskine	13-1
A. 5	hW	5-0	Hillsdale	14-1
A. 8	hW	7-3	Hope College	15-1
A. 10	hW	12-6	Olivett	16-1
A. 13	hW	8-4	Clemson	17-1
A. 15	hW	8-2	Lewis University	18-1
A. 16	hL	5-9	Lewis University	18-2
A. 21	aW	4-1	Clemson	19-2
A. 23	hW	4-3	Jacksonville	20-2
A. 24	hW	8-2	Jacksonville	21-2
A. 27	hW	9-7	Georgia	22-2
M. 4	aW	9-1	Georgia	23-2
M. 7	hW	6-0	Georgia State	24-2
M. 7	hW	6-0	Georgia State	25-2
M. 10	hW	7-0	Georgia	26-2
M. 11	aW	8-2	Georgia State	27-2
M. 14	aL	8-12	Jacksonville	27-3
M. 15	aL	1-7	Jacksonville	27-4
M. 17	11W	3-1	Georgia	28-4
M. 27	9L*	3-4	Miami	28-5
M. 28	9W*	9-4	Maryland	29-5
M. 29	9W*	5-3	Miami	30-5
M. 29	9W*	20-8	Mississippi State	31-5
M. 30	9L*	2-5	Mississippi State	31-6

**NCAA District 3 Playoffs*

1972 (21-10)

Home: 18-6; Away: 2-4; Neutral: 1-0

M. 19	hL	2-7	North Carolina	0-1
M. 20	hW	18-1	Earlham	1-1
M. 21	hW	7-2	Earlham	2-1
M. 22	hL	1-13	Ohio University	2-2
M. 23	hW	21-10	Duke	3-2
M. 24	hW	20-1	Duke	4-2
M. 26	hW	5-2	Middle Tenn. State	5-2
M. 27	hW	8-6	Milligan	6-2
M. 28	hW	7-6	Milligan	7-2
A. 1	hW	2-0	Erskine (7)	8-2
A. 1	hW	4-0	Erskine (7)	9-2
A. 3	hW	9-3	Hillsdale	10-2
A. 4	hW	6-5	Hillsdale	11-2
A. 5	hL	6-7	Wake Forest	11-3
A. 6	hW	8-5	Wake Forest	12-3
A. 9	aL	0-1	Clemson	12-4
A. 14	hL	2-3	Memphis State	12-5
A. 15	hL	3-22	Memphis State	12-6
A. 19	aL	1-3	Georgia	12-7
A. 21	hL	2-6	Jacksonville	12-8
A. 25	hW	6-5	Georgia	13-8
A. 27	hW	9-2	Georgia State	14-8
A. 29	aL	2-4	Florida State	14-9
A. 30	aL	3-8	Florida State	14-10
M. 5	hW	4-0	Mercer	15-10
M. 7	11W	2-1	Georgia (10)	16-10
M. 8	aW	13-0	Georgia State	17-10
M. 11	aW	5-0	Mercer	18-10
M. 12	hW	5-4	South Carolina	19-10
M. 19	hW	4-2	Georgia Southern	20-10
M. 20	hW	3-2	Georgia Southern	21-10

1973 (20-6-2)

Home: 16-4-1; Away: 3-2-1; Neutral: 1-0

M. 22	hW	13-4	DePauw	1-0
M. 23	hW	13-6	Cleveland State	2-0
M. 24	hW	12-5	Hillsdale	3-0
M. 24	hL	1-2	Bowling Green	3-1
M. 26	hW	2-1	Yale	4-1
M. 27	hW	3-2	Yale	5-1
M. 28	aW	4-1	UT-Chattanooga	6-1
M. 30	hW	3-1	Milligan	7-1
A. 2	hL	4-6	Virginia	7-2
A. 3	hT	11-11	Virginia	7-2-1
A. 6	hW	4-2	Erskine	8-2-1
A. 9	hW	10-3	Stetson	9-2-1
A. 10	hW	4-2	Stetson	10-2-1
A. 13	hW	7-1	Tulane	11-2-1
A. 14	hW	3-2	Tulane	12-2-1
A. 19	hW	8-2	Old Dominion	13-2-1
A. 21	hW	5-3	W. Carolina (10)	14-2-1
A. 28	hW	1-0	Florida State	15-2-1
A. 29	hW	3-2	Florida State	16-2-1
M. 1	aW	2-1	Georgia	17-2-1
M. 2	hW	4-3	Mercer	18-2-1
M. 4	aW	7-6	Mercer	19-2-1
M. 11	aT	2-2	South Carolina (5)	19-2-2
M. 12	aL	3-11	South Carolina	19-3-2
M. 13	aL	0-2	South Carolina	19-4-2
M. 14	11W	3-2	Georgia (12)	20-4-2
M. 16	hL	5-6	Georgia Southern	20-5-2
M. 16	hL	2-13	Georgia Southern	20-6-2

1974 (20-17)

Home: 20-9; Away: 0-6; Neutral: 0-2

M. 4	hL	6-14	Virginia	0-1
M. 5	hW	4-2	Virginia	1-1
M. 6	hW	8-3	Virginia	2-1
M. 9	hW	10-2	Olivet	3-1
M. 9	hW	1-0	Olivet	4-1
M. 10	hL	5-7	Maryland	4-2
M. 11	hW	15-9	West Georgia	5-2
M. 22	hW	8-0	Earlham	6-2
M. 22	hL	3-7	Cleveland State	6-3
M. 23	hW	7-1	Hillsdale	7-3
M. 23	hL	2-3	Bowling Green	7-4
M. 24	hW	5-3	Western Michigan	8-4
M. 30	hW	10-4	Hillsdale	9-4
M. 31	hW	7-5	Harvard	10-4
A. 3	hW	11-7	Clemson	11-4
A. 5	hW	12-4	Erskine	12-4
A. 6	hW	15-10	Erskine	13-4
A. 7	aL	5-10	Georgia Southern	13-5
A. 9	aL	3-12	Clemson	13-6
A. 10	hW	6-1	Old Dominion	14-6
A. 13	aL	2-4	South Carolina	14-7
A. 13	aL	1-4	South Carolina	14-8
A. 15	hW	9-0	UT-Chattanooga	15-8
A. 17	aL	8-10	Clemson	15-9
A. 19	hL	3-7	Stetson	15-10
A. 20	hW	18-5	Stetson	16-10
A. 23	aL	11-16	Georgia	16-11
A. 25	hW	13-12	Kentucky	17-11
A. 27	hL	5-10	Western Carolina	17-12
A. 28	hW	10-6	Western Carolina	18-12
A. 30	hW	10-9	Georgia	19-12
M. 2	hL	12-13	West Georgia	19-13
M. 6	hW	7-4	Mercer	20-13
M. 11	hL	3-6	South Carolina	20-14
M. 11	hL	1-12	South Carolina	20-15
M. 12	11L	3-5	Georgia	20-16
M. 15	12L	7-11	Auburn	20-17

1975 (12-17)

Home: 11-11; Away: 0-5; Neutral: 1-1

M. 9	hW	14-7	Marietta [Ohio]	1-0
M. 20	hW	22-7	Earlham	2-0
M. 21	hW	41-0	Earlham	3-0
M. 22	hW	11-1	Olivet	4-0
M. 22	hW	10-1	Olivet	5-0
M. 23	hW	6-4	Cleveland State	6-0
M. 25	hL	1-10	Cleveland State	6-1
M. 26	hL	4-5	Old Dominion	6-2
M. 27	aL	0-1	Mercer	6-3
M. 28	aL	2-3	West Georgia	6-4
M. 29	hW	12-2	Hillsdale	7-4
M. 29	hW	11-5	Anderson College	8-4
M. 31	hW	3-1	Erskine	9-4
A. 1	hW	11-2	Erskine	10-4
A. 5	hW	10-7	Hillsdale	11-4
A. 5	hL	4-9	Milligan	11-5
A. 8	hL	3-10	Clemson	11-6
A. 12	aL	0-11	Florida State	11-7
A. 13	aL	3-9	Florida State	11-8
A. 22	hL	3-18	Clemson	11-9
A. 23	hL	1-5	Georgia	11-10
A. 26	hL	5-7	Western Carolina	11-11
A. 30	hL	6-9	Georgia Southern	11-12
M. 6	aL	3-4	Georgia	11-13
M. 9	hL	3-10	Shorter College	11-14
M. 12	11W	9-8	Georgia	12-14
M. 20	hL	0-6	South Carolina	12-15
M. 20	hL	1-20	South Carolina	12-16
M. 21	12L	5-6	Auburn	12-17

1976 (12-22)

Home: 12-14; Away: 0-4; Neutral: 0-4

M. 7	hL	7-9	Virginia	0-1
M. 7	hW	3-2	Virginia	1-1
M. 8	hL	4-10	Olivet	1-2
M. 8	hW	7-0	Olivet	2-2
M. 11	hL	3-5	Old Dominion	2-3
M. 12	hL	1-5	Mercer	2-4
M. 22	hL	6-11	Cleveland State	2-5
M. 23	hW	5-1	Milligan	3-5
M. 24	hW	10-7	Cleveland State	4-5
M. 26	hW	11-9	Erskine	5-5
M. 27	hW	13-4	Hillsdale	6-5
M. 27	hW	4-3	Hope College	7-5
A. 2	hW	12-3	Northwood Institute	8-5
A. 3	hW	2-1	Hillsdale	9-5
A. 3	hL	5-10	Troy State	9-6
A. 5	hL	3-12	Clemson	9-7
A. 8	hL	2-15	West Georgia	9-8
A. 10	hW	14-10	Western Carolina	10-8
A. 11	hW	9-0	Western Carolina	11-8
A. 12	hL	10-12	Clemson	11-9
A. 16	hL	2-10	UNC-Wilmington	11-10
A. 17	hL	3-6	UNC-Wilmington	11-11
A. 20	hL	7-20	Georgia	11-12
A. 23	aL	6-8	Mercer	11-13
A. 24	hL	1-3	USC-Aiken	11-14
A. 27	aL	3-6	South Carolina	11-15
A. 27	aL	0-8	South Carolina	11-16
M. 2	hL	6-18	Florida State	11-17
M. 2	hW	4-3	Florida State	12-17
M. 5	aL	1-4	Georgia	12-18
M. 10	11L	5-6	Georgia	12-19
M. 13	24L	5-9	West Georgia	12-20
M. 15	13L+	3-6	Louisville	12-21
M. 18	12L	4-6	Auburn	12-22

+Metro Tournament

1977 (18-12)

Home: 15-8; Away: 2-1; Neutral: 1-3

M. 5	hW	7-1	Slippery Rock	1-0
M. 9	hW	10-0	Old Dominion	2-0
M. 20	hL	3-6	Milligan	2-1
M. 23	hL	1-7	Cleveland State	2-2
M. 23	hW	7-5	Cleveland State	3-2
M. 24	hW	9-2	Baldwin-Wallace	4-2
M. 25	hW	9-6	Hope College	5-2
A. 1	hW	7-1	Northwood Institute	6-2
A. 2	hW	8-6	Greenville [Ill.]	7-2
A. 5	hW	18-3	Centenary	8-2
A. 6	1L	0-7	Atlanta Braves [exh]	8-2
A. 7	hW	11-7	Indiana-Purdue	9-2
A. 8	hL	7-8	Clemson	9-3
A. 11	hW	8-7	Elmhurst	10-3
A. 13	hW	17-16	Baptist	11-3
A. 14	hW	3-2	Baptist	12-3
A. 16	hW	6-5	USC-Aiken	13-3

YEAR-BY-YEAR RESULTS

A. 18	hL	2-6	West Georgia	13-4
A. 20	aW	8-3	Georgia	14-4
A. 26	aW	11-2	West Georgia	15-4
A. 29	aL	3-11	Mercer	15-5
A. 30	hL	5-14	Western Carolina	15-6
M. 4	hW	11-7	Tennessee Temple	16-6
M. 6	hL	2-8	South Carolina (12)	16-7
M. 7	hL	8-9	South Carolina	16-8
M. 9	hW	9-1	Mercer	17-8
M. 10	hL	1-12	Georgia	17-9
M. 13	13W+	3-2	St. Louis	18-9
M. 13	13L+	2-9	Memphis State	18-10
M. 14	13L+	3-15	Louisville	18-11
M. 17	12L	6-7	Auburn	18-12

+Metro Tournament

1978 (14-15)

Home: 9-9; Away: 2-5; Neutral: 3-1

M. 20	hW	10-7	Cleveland State	1-0
M. 21	hL	3-12	Shorter	1-1
M. 22	hL	5-13	Cleveland State	1-2
M. 24	hW	19-13	Appalachian State	2-2
M. 25	hW	24-6	Hope College	3-2
M. 25	hL	4-8	Northwood Institute	3-3
M. 27	hW	13-0	Olivet	4-3
M. 29	hW	14-1	Elmhurst	5-3
M. 30	hW	17-0	Fairfield	6-3
A. 1	hL	4-5	Stetson	6-4
A. 2	hW	5-2	Hillsdale (7)	7-4
A. 3	hW	16-1	Hillsdale (7)	8-4
A. 5	1L	3-13	Atlanta Braves [exh]	8-4
A. 7	hL	9-13	Clemson	8-5
A. 9	hL	8-9	Coastal Carolina (10)	8-6
A. 13	aW	2-1	Clemson	9-6
A. 15	hL	4-5	Troy State (11)	9-7
A. 16	hL	3-18	Miami	9-8
A. 19	aL	8-17	Georgia	9-9
A. 22	hW	8-2	West Georgia	10-9
A. 24	hL	5-8	Mercer	10-10
A. 27	aL	3-6	South Carolina (7)	10-11
A. 27	aL	3-9	South Carolina (7)	10-12
M. 6	aW	5-4	Mercer (11)	11-12
M. 11	aL+	3-4	Florida State (10)	11-13
M. 12	10W+	8-5	St. Louis	12-13
M. 12	10W+	6-5	Cincinnati	13-13
M. 13	aL+	4-8	Florida State	13-14
M. 16	12W	10-8	Auburn	14-14
M. 18	11L	2-3	Georgia	14-15

+Metro Tournament

1979 (15-16)

Home: 13-12; Away: 0-4; Neutral: 2-0

M. 2	hL	1-7	Evansville	0-1
M. 3	hL	1-3	Western Carolina (5)	0-2
M. 7	hW	12-3	St. Francis	1-2
M. 8	hL	9-17	Jacksonville State (8)	1-3
M. 18	hL	3-7	Fairfield	1-4
M. 19	hW	4-3	Cleveland State	2-4
M. 20	hW	19-9	William Jewell	3-4
M. 22	hW	7-4	Cleveland State	4-4
M. 23	hL	3-9	Northwood Institute	4-5
M. 24	hW	16-5	Greenville	5-5
M. 26	hW	24-8	Milligan(7)	6-5
M. 28	hL	4-21	South Carolina	6-6
M. 30	hL	4-5	Hillsdale	6-7
M. 31	hW	24-3	Hillsdale (7)	7-7
M. 31	hW	12-11	Hope College	8-7
A. 4	1L	0-5	Atlanta Braves [exh]	8-7
A. 6	hL	4-13	Georgia	8-8
A. 7	hW	15-2	Ala.-Birmingham	9-8
A. 11	hL	6-14	Clemson	9-9
A. 17	hW	9-6	Georgia	10-9
A. 18	aL	2-20	Clemson	10-10
A. 20	hL	9-10	Georgia State	10-11
A. 21	hW	13-12	Tennessee Temple	11-11
A. 23	hW	13-9	West Georgia	12-11
A. 24	aL	6-7	West Georgia	12-12
A. 28	hL	2-5	Florida State	12-13
A. 29	hL	4-11	Florida State	12-14
M. 1	11W	9-6	Georgia	13-14
M. 4	hW	8-6	Mercer	14-14
M. 5	aL	2-3	Ala.-Birmingham	14-15
M. 12	aL	2-3	Georgia State	14-16
M. 15	12W	7-6	Auburn	15-16

1980 (8-19, 3-10 ACC)

Home: 8-12; Away: 0-7; Neutral: 0-0

M. 4	hL	3-17	Shorter	0-1
M. 9	hL	3-10	Appalachian State	0-2
M. 11	hW	7-3	Va. Commonwealth	1-2
M. 15	hL	4-9	Wake Forest	1-3
M. 23	hW	12-3	Northwood Institute	2-3
M. 25	aL	12-16	Georgia State	2-4
M. 27	aL	4-6	Georgia	2-5
M. 29	aL	4-5	North Carolina	2-6
A. 1	hW	8-7	Hope College (10)	3-6
A. 2	hL	5-9	Anderson College	3-7
A. 3	aL	1-18	Clemson	3-8
A. 5	hW	7-5	N.C. State	4-8
A. 5	hW	8-7	N.C. State (8)	5-8
A. 8	hL	6-20	North Carolina	5-9
A. 9	hW	12-10	Clemson	6-9
A. 11	aL	2-11	Duke	6-10
A. 12	aL	3-4	Duke	6-11
A. 17	hL	9-11	Maryland	6-12
A. 18	hL	5-9	Maryland	6-13
A. 19	hL	4-5	Virginia	6-14
A. 20	hL	8-10	Virginia	6-15
A. 25	aL+	2-9	Maryland	6-16
A. 29	hL	5-12	Georgia	6-17
A. 30	hW	4-1	Georgia College	7-17
M. 2	hL	5-9	Tennessee Temple	7-18
M. 3	hL	11-12	Virginia Tech (10)	7-19
M. 4	hW	7-6	Georgia State (10)	8-19

+ACC Tournament

1981 (14-24, 1-13 ACC)

Home: 12-13; Away: 1-9; Neutral: 1-2

M. 2	hL	5-7	Mercer	0-1
M. 5	aW	35-9	Georgia State	1-1
M. 7	hL	4-5	Western Carolina	1-2
M. 8	hL	2-8	Western Carolina	1-3
M. 9	hL	1-2	Duke	1-4
M. 10	hL	2-3	Duke	1-5
M. 11	hL	9-12	Indiana Southeast	1-6
M. 12	aL	6-16	Georgia	1-7
M. 24	hW	11-2	Hope College	2-7
M. 25	hW	6-4	Hope College	3-7
M. 26	aL	2-10	N.C. State	3-8
M. 27	aL	5-10	North Carolina	3-9
M. 28	aL	6-7	Wake Forest	3-10
M. 31	hL	6-7	Elmhurst	3-11
A. 2	aL	4-6	Clemson	3-12
A. 3	hL	9-16	Kentucky	3-13
A. 4	hW	21-20	Wake Forest	4-13
A. 5	hW	12-10	Northwood Institute	5-13
A. 7	hL	5-10	Clemson	5-14
A. 10	hL	3-5	North Carolina	5-15
A. 12	hL	5-12	N.C. State	5-16
A. 16	aL	1-11	Virginia	5-17
A. 17	aL	8-10	Virginia	5-18
A. 18	aL	4-12	Maryland	5-19
A. 19	aL	1-4	Maryland	5-20
A. 22	14L+	6-7	Clemson	5-21
A. 23	14W+	5-2	Virginia	6-21
A. 24	14L+	6-9	N.C. State	6-22
A. 29	hW	6-2	Georgia College	7-22
A. 30	hL	1-15	Shorter	7-23
M. 2	hW	9-5	Jacksonville State	8-23
M. 5	hW	19-10	Tennessee Temple	9-23
M. 7	hW	3-2	Georgia	10-23
M. 8	hW	11-8	Armstrong State	11-23
M. 9	hW	17-0	West Georgia	12-23
M. 12	hL	3-4	Virginia Tech	12-24
M. 14	hW	13-0	Florida A&M	13-24
M. 15	hW	5-2	Georgia State	14-24

+ACC Tournament

COACH JIM MORRIS
12 seasons; 504-244-1 (.674)

1982 (29-20, 6-8 ACC)

Home: 23-13; Away: 5-5; Neutral: 1-2

M. 1	hL	8-9	South Carolina	0-1
M. 2	hW	12-11	Campbell	1-1
M. 4	hW	17-9	Huntingdon	2-1
M. 6	hW	8-5	Western Kentucky	3-1
M. 7	hL	3-6	Western Kentucky	3-2
M. 8	hW	8-4	Ohio Northern	4-2
M. 9	aW	9-7	Georgia	5-2
M. 11	hW	17-2	UNC-Wilmington	6-2
M. 12	hL	1-3	Augusta (8)	6-3
M. 12	hW	6-5	Augusta (7)	7-3
M. 13	hL	3-4	Wake Forest	7-4
M. 22	hL	3-9	Tennessee	7-5
M. 23	hW	12-0	Hope College	8-5
M. 24	hW	12-4	Hope College	9-5
M. 25	aL	7-13	N.C. State	9-6
M. 26	aL	7-8	North Carolina	9-7
M. 28	hW	15-3	Howard	10-7
M. 29	hW	16-4	Sienna Heights	11-7
M. 30	hW	3-2	Columbus	12-7
A. 1	aL	4-17	Clemson	12-8
A. 2	hL	4-10	Kentucky	12-9
A. 3	hW	7-6	N.C. State	13-9
A. 4	hL	11-13	North Carolina	13-10
A. 7	hL	2-10	Clemson	13-11
A. 10	aL	1-6	Duke (7)	13-12
A. 10	aW	5-3	Duke (7)	14-12
A. 11	aL	7-12	Wake Forest	14-13
A. 12	aW	12-9	UNC Charlotte	15-13
A. 16	hW	5-4	Virginia (7)	16-13
A. 16	hW	12-2	Virginia (7)	17-13
A. 18	hW	3-2	Maryland (7)	18-13
A. 18	hW	5-4	Maryland (7)	19-13
A. 21	14W+	5-1	N.C. State	20-13
A. 22	14L+	2-16	Clemson	20-14
A. 23	14L+	6-8	Wake Forest	20-15
A. 27	hW	9-3	Georgia College	21-15
A. 28	hL	7-9	Georgia (10)	21-16
A. 30	hW	6-5	Mercer-Atlanta	22-16
M. 1	hW	4-3	Georgia State	23-16
M. 3	hL	3-4	Florida	23-17
M. 5	aW	10-2	Mercer-Atlanta	24-17
M. 8	hW	13-2	Tennessee Temple	25-17
M. 9	hW	2-0	Georgia Southern	26-17
M. 9	hL	3-8	Georgia Southern	26-18
M.10	hW	8-3	West Georgia	27-18
M. 12	hW	8-6	Auburn	28-18
M. 14	hL	7-10	Miami	28-19
M. 15	hL	3-13	Miami	28-20
M. 16	aW	20-4	Georgia State	29-20

+ACC Tournament

1983 (38-15, 6-8 ACC)

Home: 32-3; Away: 6-10; Neutral: 0-2

F. 21	aW	4-1	Miami	1-0
F. 22	aL	7-10	Miami	1-1
F. 23	aL	4-10	Miami	1-2
F. 25	hW	14-5	Western Carolina	2-2
F. 26	hW	16-9	Western Carolina	3-2
F. 28	hW	8-4	Ball State	4-2
M. 1	hW	14-4	Ball State (7)	5-2
M. 1	hW	12-0	Ball State (7)	6-2
M. 2	hW	10-3	Davidson	7-2
M. 4	hW	14-8	Illinois State	8-2
M. 5	hW	8-5	Ohio Northern	9-2
M. 6	hW	5-2	Illinois State (7)	10-2
M. 6	hW	9-8	Illinois State (7)	11-2
M. 9	hW	11-10	AppalachianState	12-2
M. 10	hW	15-8	Duke	13-2
M. 11	hL	4-25	Duke	13-3
M. 12	hW	11-3	South Carolina	14-3
M. 19	hW	11-4	Geo. Washington	15-3
M. 22	aW	19-8	Virginia	16-3
M. 23	aL	2-15	Virginia	16-4
M. 24	aL	2-5	Maryland	16-5
M. 25	aL	5-8	Maryland	16-6
M. 27	hW	8-5	Wake Forest	17-6
M. 28	hW	7-3	Howard	18-6
M. 29	hW	12-6	Hope College	19-6
M. 30	hW	11-4	Hope College	20-6
A. 1	aL	2-4	North Carolina	20-7
A. 2	aL	6-10	Wake Forest	20-8
A. 5	aW	10-3	Georgia State	21-8
A. 7	hW	7-6	Clemson	22-8
A. 9	hW	14-8	N.C. State (7)	23-8
A. 9	hL	5-8	N.C. State (7)	23-9
A. 10	hW	5-4	North Carolina	24-9
A. 12	hW	12-3	Tennessee Temple	25-9
A. 13	hW	6-3	Columbus	26-9
A. 14	hW	16-7	Auburn	27-9
A. 16	hW	8-6	Georgia State	28-9
A. 17	aL	6-19	Clemson	28-10
A. 20	14L+	7-10	N.C. State	28-11
A. 21	14L+	1-8	Virginia	28-12
A. 26	aW	19-6	Mercer-Atlanta	29-12
A. 27	aW	16-0	Mercer-Atlanta	30-12
A. 28	hW	10-8	Georgia College	31-12
A. 30	aL	10-11	Georgia	31-13
M. 1	hL	3-15	Georgia	31-14
M. 2	hW	7-6	Ga. Southwestern	32-14
M. 4	aL	3-4	Auburn (10)	32-15
M. 5	hW	21-3	Mercer-Atlanta	33-15
M. 6	hW	17-7	Mercer-Atlanta	34-15
M. 8	hW	16-6	Georgia State	35-15
M. 9	hW	16-6	West Georgia	36-15
M. 10	hW	18-8	Virginia Tech	37-15
M.11	aW	14-4	Georgia State	38-15

+ACC Tournament

1984 (36-19, 5-7 ACC)

Home: 26-11; Away: 7-6; Neutral: 3-2

F. 18	aL	6-12	Florida State	0-1
F. 19	aW	15-2	Florida State	1-1
F. 20	aW	15-7	Georgia Southern	2-1
F. 21	aW	18-6	Georgia Southern	3-1
F. 24	hW	12-5	Liberty Baptist	4-1
F. 25	hL	3-4	Liberty Baptist	4-2
F. 26	hW	12-8	Georgia College	5-2
M. 1	hW	13-3	Southern Univ.	6-2
M. 2	hW	9-3	Southern Univ.	7-2
M. 3	hW	6-4	Appalachian State	8-2
M. 4	hL	5-14	Evansville	8-3
M. 8	hW	14-8	Old Dominion	9-3
M. 9	hW	7-2	Virginia	10-3
M. 10	hL	1-13	Virginia	10-4
M. 17	hW	16-2	Cincinnati	11-4
M. 18	hW	9-2	Maryland	12-4
M. 19	hL	11-16	Maryland	12-5
M. 21	hW	18-4	Ohio State (7)	13-5
M. 21	hW	14-5	Ohio State	14-5
M. 22	hW	8-7	Kent State	15-5
M. 23	hW	14-0	Hillsdale (7)	16-5
M. 23	hW	9-1	Hillsdale (7)	17-5
M. 24	hW	11-8	Elon	18-5
M. 25	aW	11-4	Wake Forest	19-5
M. 26	aW	10-3	South Carolina	20-5
M. 27	aL	1-5	Clemson	20-6
M. 29	hW	16-1	Hope College	21-6
M. 29	hW	12-1	Mercer-Atlanta	22-6
M. 31	hL	4-9	North Carolina	22-7
A. 1	hW	18-11	N.C. State	23-7
A. 5	hW	19-5	Florida A&M	24-7
A. 7	aL	2-6	North Carolina (10)	24-8
A. 8	aL	2-5	N.C. State	24-9
A. 10	aW	7-5	Georgia State	25-9
A. 11	hL	2-7	Clemson	25-10
A. 12	hW	24-5	Tennessee Temple	26-10
A. 13	hW	15-13	Shorter	27-10
A. 15	hW	6-4	Wake Forest	28-10
A. 18	15L+	0-4	Maryland	28-11
A. 19	15W+	4-3	Wake Forest (12)	29-11
A. 20	15W+	8-4	Duke (10)	30-11
A. 21	15W+	5-3	N.C. State	31-11
A. 21	15L+	4-9	North Carolina	31-12
A. 27	hW	31-6	Georgia State	32-12
A. 28	hW	23-3	Mercer-Atlanta	33-12
A. 29	hW	12-3	Georgia State	34-12
M. 1	hL	14-16	Georgia (10)	34-13
M. 2	aL	13-14	Georgia	34-14
M. 4	hW	8-5	Auburn	35-14
M. 5	hL	4-12	South Alabama	35-15
M. 6	hL	6-16	South Alabama	35-16
M. 7	aW	17-7	Georgia State	36-16
M. 8	hL	8-9	Georgia (11)	36-17
M. 9	aL	8-10	Georgia	36-18
M. 11	hL	7-9	West Georgia	36-19

+ACC Tournament

1985 (42-19-1, 6-7-1 ACC)

Home: 33-10; Away: 7-8-1; Neutral: 2-1

F. 22	aW	6-5	New Orleans	1-0
F. 23	aW	7-5	New Orleans	2-0
F. 26	hW	21-11	Ball State	3-0
F. 27	hW	12-1	East Tenn. St. (7)	4-0
F. 27	hW	3-2	East Tenn. St. (7)	5-0
M. 1	hW	20-0	Tennessee Temple	6-0
M. 2	hW	5-2	South Carolina	7-0
M. 3	hW	12-4	Evansville	8-0
M. 6	hW	15-7	Western Michigan	9-0
M. 7	hW	11-6	Central Michigan	10-0
M. 8	hW	10-5	Duke	11-0
M. 9	hL	3-5	Duke	11-1
M. 10	hW	9-7	Eastern Michigan	12-1
M. 12	aW	9-3	Georgia	13-1
M. 13	hL	4-5	Georgia	13-2
M. 16	hW	6-4	Wake Forest	14-2
M. 23	hL	0-1	Northwestern (7)	14-3
M. 23	hW	6-0	Northwestern (7)	15-3
M. 24	hL	4-5	Northwestern	15-4
M. 25	hW	17-1	Howard (7)	16-4
M. 25	hW	16-4	Howard (7)	17-4
M. 27	aT	9-9	Wake Forest	17-4-1
M. 28	aW	29-2	Maryland	18-4-1
M. 29	aL	6-8	Maryland	18-5-1
M. 30	aW	8-4	Virginia	19-5-1
M. 31	aL	4-9	Virginia	19-6-1
A. 2	hW	17-5	Mercer	20-6-1
A. 3	aL	2-4	Clemson	20-7-1
A. 4	hW	12-5	Auburn	21-7-1
A. 6	hL	3-5	North Carolina	21-8-1
A. 7	hW	4-3	N.C. State	22-8-1

RECORDS

YEAR-BY-YEAR RESULTS

A. 8	hW	17-5	West Georgia	23-8-1
A. 9	aW	13-5	Mercer	24-8-1
A. 10	hW	9-8	Clemson	25-8-1
A. 11	hW	15-4	Augusta	26-8-1
A. 13	aL	5-8	N.C. State	26-9-1
A. 14	aL	3-4	North Carolina	26-10-1
A. 15	hL	9-11	Georgia College	26-11-1
A. 17	hW+	23-11	N.C. State	27-11-1
A. 18	hW+	15-11	Wake Forest	28-11-1
A. 19	hW+	12-9	Clemson	29-11-1
A. 20	hW+	8-2	Maryland	30-11-1
A. 20	hW+	7-5	Clemson	31-11-1
A. 24	aL	5-6	Auburn	31-12-1
A. 26	hW	8-7	USC-Aiken	32-12-1
A. 27	hL	10-11	USC-Aiken	32-13-1
A. 28	hL	0-19	Florida State	32-14-1
A. 29	hL	3-13	Florida State	32-15-1
M. 1	aL	3-16	Georgia	32-16-1
M. 3	hW	9-6	South Alabama	33-16-1
M. 4	hW	9-1	South Alabama	34-16-1
M. 5	hW	10-0	Tenn. Tech (7)	35-16-1
M. 5	hW	8-0	Tenn. Tech (7)	36-16-1
M. 7	hL	4-5	Georgia	36-17-1
M. 10	hW	5-1	Georgia State	37-17-1
M. 11	hW	15-6	Ga. Southern	38-17-1
M. 12	hW	3-1	Ga. Southern	39-17-1
M. 18	16L	5-7	Miss.State (exh)	39-17-1
M. 19	16L	7-15	Miss.State (exh)	39-17-1
M. 19	aL	2-3	Miss.State (exh)	39-17-1
M. 23	17W*	7-6	Central Michigan	40-17-1
M. 24	aL*	1-9	Florida State	40-18-1
M. 25	17W*	14-13	Eastern Kentucky	41-18-1
M. 25	aW*	8-3	Florida State	42-18-1
M. 26	17L*	5-7	Arkansas	42-19-1

Russ Chandler Stadium opened
+ACC Tournament (Champions)
**NCAA South II Regional*

1986 (45-23, 10-4 ACC)

Home: 24-11; Away: 7-12; Neutral: 14-0

F. 22	aL	4-6	Florida State	0-1
F. 23	aL	4-9	Florida State	0-2
F. 24	aL	1-5	Georgia Southern	0-3
F. 25	aL	8-11	Georgia Southern	0-4
F. 26	hL	12-13	Armstrong State	0-5
F. 27	hL	6-7	Armstrong State (10)	0-6
M. 1	hL	4-14	South Carolina	0-7
M. 2	hL	14-15	South Carolina (10)	0-8
M. 4	aW	3-2	Duke	1-8
M. 5	aW	4-3	Duke	2-8
M. 6	hW	7-6	Xavier	3-8
M. 7	hW	10-8	Western Kentucky	4-8
M. 8	hW	9-7	Virginia	5-8
M. 9	hW	18-4	Virginia	6-8
M. 10	hL	10-11	Old Dominion	6-9
M. 12	hW	12-0	Guilford	7-9
M. 15	hW	8-2	Wake Forest	8-9
M. 22	aL#	2-6	Hawaii	8-10
M. 23	18W#	9-1	Waseda (exh)	8-10
M. 23	18W#	4-3	Sacramento St. (12)	9-10
M. 24	18W#	4-3	Hawaii-Pacific (10)	10-10
M. 25	18W#	19-11	Santa Clara	11-10
M. 26	18W#	8-1	Sacramento State	12-10
M. 27	18W#	6-1	Santa Clara	13-10
M. 27	aW#	9-2	Hawaii	14-10
M. 28	18W#	5-1	Hawaii-Pacific	15-10
M. 28	18L#	3-8	Waseda (exh)	15-10
M. 31	hW	11-4	Maryland	16-10
A. 1	hW	26-0	Maryland	17-10
A. 3	hW	11-2	West Georgia	18-10
A. 4	hL	5-15	New Orleans	18-11
A. 5	hW	7-0	New Orleans	19-11
A. 6	hW	10-7	New Orleans	20-11
A. 8	hL	3-4	Western Carolina	20-12
A. 9	hW	13-11	Western Carolina	21-12
A. 10	hW	12-4	Augusta	22-12
A. 12	aL	6-8	North Carolina	22-13
A. 13	aL	2-3	N.C. State (10)	22-14
A. 14	aL	2-14	Wake Forest	22-15
A. 16	hL	3-13	Georgia	22-16
A. 17	aW	7-2	Georgia State	23-16
A. 19	hW	7-6	N.C. State	24-16
A. 20	hW	12-3	North Carolina	25-16
A. 22	hL	3-6	Clemson	25-17
A. 23	hW	6-4	Auburn	26-17
A. 24	hW	15-4	Georgia State	27-17
A. 25	hW	8-7	USC-Aiken	28-17
A. 27	hW	10-1	Shorter	29-17
A. 28	aL	7-8	Auburn (10)	29-18
A. 29	hW	16-9	Mercer	30-18
A. 30	aL	2-4	Georgia	30-19
M. 1	hL	5-16	Georgia College	30-20
M. 2	aW	5-2	Mercer	31-20
M. 3	hW	4-3	South Alabama	32-20
M. 4	hW	7-4	South Alabama	33-20
M. 5	aW	13-0	Augusta	34-20
M. 6	hW	4-2	Columbus	35-20
M. 7	aW	7-0	Clemson	36-20
M. 10	hL	2-4	Georgia Southern	36-21
M. 11	hW	7-1	Georgia Southern	37-21
M. 14	15W+	7-5	Maryland	38-21
M. 15	15W+	16-5	Clemson	39-21
M. 16	15W+	7-3	N.C. State	40-21
M. 17	15W+	9-7	North Carolina	41-21
M. 17	15W+	9-6	N.C. State	42-21
M. 23	19W*	9-8	Navy (14)	43-21
M. 24	19W*	8-7	W. Carolina (11)	44-21
M. 25	aL*	6-7	Miami (10)	44-22
M. 25	19W*	12-6	Alabama	45-22
M. 26	aL*	9-15	Miami	45-23

#Rainbow Easter Tournament (Champions)
+ACC Tournament (Champions)
**NCAA Atlantic Regional*

1987 (51-14, 17-4 ACC)

Home: 33-7; Away: 14-6; Neutral: 4-1

F. 13	hW	12-1	Samford	1-0
F. 14	hW	19-0	Samford	2-0
F. 17	hW	10-4	Furman	3-0
F. 22	aW	10-1	Jacksonville	4-0
F. 23	aW	10-3	Georgia Southern	5-0
F. 24	aW	2-1	Ga. Southern (10)	6-0
F. 28	aW	6-5	New Orleans (7)	7-0
F. 28	aW	17-5	New Orleans (7)	8-0
M. 1	aW	14-11	New Orleans	9-0
M. 3	hW	13-6	UNC-Wilmington	10-0
M. 5	20L	3-9	Atlanta Braves (exh)	10-0
M. 6	hW	21-5	Evansville	11-0
M. 7	hW	10-6	Evansville	12-0
M. 9	hW	19-4	Piedmont	13-0
M. 10	hW	18-2	Piedmont	14-0
M. 11	aW	12-7	Mercer	15-0
M. 12	hW	18-2	Virginia	16-0
M. 21	hL	5-10	Jacksonville	16-1
M. 22	hL	10-12	Jacksonville	16-2
M. 23	hW	20-1	East Tennessee St.	17-2
M. 24	hW	15-0	East Tennessee St.	18-2
M. 25	hW	19-8	East Tennessee St.	19-2
M. 26	hW	11-0	Howard (5)	20-2
M. 27	aW	10-2	Maryland	21-2
M. 28	aL	2-3	Virginia	21-3
M. 29	aL	3-19	Virginia	21-4
M. 31	hL	5-7	Florida State	21-5
A. 1	hL	8-10	Florida State	21-6
A. 4	hW	3-1	North Carolina (7)	22-6
A. 4	hW	16-4	North Carolina (7)	23-6
A. 5	hW	10-8	N.C. State	24-6
A. 7	aL	4-7	Augusta	24-7
A. 8	hW	4-2	Clemson	25-7
A. 10	aW	6-3	Duke	26-7
A. 11	aL	2-7	Duke	26-8
A. 12	aW	13-9	Wake Forest	27-8
A. 14	hW	19-15	Armstrong State	28-8
A. 15	aW	7-6	Clemson	29-8
A. 17	hW	8-1	Duke	30-8
A. 18	hW	9-8	Wake Forest (11)	31-8
A. 19	hW	19-5	Wake Forest	32-8
A. 20	hW	19-5	Kennesaw State	33-8
A. 21	hW	9-1	Appalachian State	34-8
A. 22	hW	12-2	Clemson	35-8
A. 24	aW	7-5	North Carolina	36-8
A. 26	aL	3-10	N.C. State (7)	36-9
A. 26	aW	6-1	N.C. State (7)	37-9
A. 28	hL	6-11	Auburn	37-10
A. 29	aL	4-9	Georgia	37-11
M. 1	hW	20-14	Maryland	38-11
M. 2	hW	7-3	Maryland	39-11
M. 3	hW	18-8	Augusta	40-11
M. 4	hW	14-7	Augusta	41-11
M. 5	hW	11-3	Georgia	42-11
M. 6	aW	9-5	Auburn	43-11
M. 7	hW	11-5	South Alabama	44-11
M. 9	hW	11-9	Georgia Southern	45-11
M. 10	hW	14-6	Georgia Southern	46-11
M. 11	hW	11-4	Mercer	47-11
M. 13	21W+	3-1	Duke	48-11
M. 14	21L+	4-5	N.C. State	48-12
M. 15	21W+	5-3	Wake Forest	49-12
M. 16	21W+	7-1	Clemson	50-12
M. 17	21W+	6-0	N.C. State	51-12
M. 21	hL*	5-8	Rider	51-13
M. 22	hL*	1-5	Georgia	51-14

+ACC Tournament (Champions)
**NCAA Northeast Regional*
Tech Won ACC Regular Season

1988 (45-24, 12-8 ACC)

Home: 28-9; Away: 9-10; Neutral: 8-5

F. 13	aL	2-3	Georgia Southern	0-1
F. 14	22W	11-3	Georgia Southern	1-1
F. 20	aW	8-2	South Florida	2-1
F. 21	aW	16-8	South Florida	3-1
F. 25	23L#	4-6	Oklahoma	3-2
F. 25	aL#	8-13	Nevada-Las Vegas	3-3
F. 26	23W#	8-4	Texas Christian	4-3
F. 27	23L#	2-3	Oklahoma	4-4
F. 28	23L#	4-6	Texas Christian	4-5
M. 1	hW	16-1	Samford	5-5
M. 2	hW	13-2	Samford	6-5
M. 4	hL	7-10	Rutgers	6-6
M. 5	hW	12-4	Rutgers	7-6
M. 6	hL	7-9	Rutgers	7-7
M. 8	hL	3-14	Auburn	7-8
M. 9	hW	8-2	East Tenn. State	8-8
M. 10	hW	12-4	East Tenn. State	9-8
M. 11	hW	15-4	William & Mary	10-8
M. 12	hW	9-3	Maryland	11-8
M. 19	hW	11-10	Virginia (10)	12-8
M. 20	hL	9-12	Virginia	12-9
M. 21	hW	16-5	Ohio State	13-9
M. 22	hW	7-5	Ohio State	14-9
M. 23	hW	10-4	Ohio State	15-9
M. 25	aL	2-8	Maryland	15-10
M. 27	aW	13-2	Virginia	16-10
M. 29	hL	1-4	New Orleans	16-11
M. 30	hL	14-15	New Orleans (10)	16-12
M. 31	hW	13-6	New Orleans	17-12
A. 1	hL	2-12	N.C. State	17-13
A. 2	hW	11-5	N.C. State	18-13
A. 3	hW	6-2	North Carolina	19-13
A. 4	hW	15-7	Georgia Southern	20-13
A. 5	hW	4-2	Georgia Southern	21-13
A. 6	aL	3-7	Clemson	21-14
A. 8	aW	8-6	Wake Forest (11)	22-14
A. 9	aW	8-5	Wake Forest	23-14
A. 10	aL	15-16	Duke	23-15
A. 12	hW	3-1	West Georgia	24-15
A. 13	hL	2-4	Clemson	24-16
A. 15	hW	9-2	Wake Forest	25-16
A. 16	hW	7-2	Duke (7)	26-16
A. 16	hW	5-3	Duke (7)	27-16
A. 17	hW	12-7	Columbus	28-16
A. 19	hW	10-1	Georgia	29-16
A. 21	aL	4-7	Clemson	29-17
A. 22	hW	8-6	Armstrong State	30-17
A. 23	aL	2-15	Florida State	30-18
A. 24	aW	10-2	Florida State	31-18
A. 26	hW	15-1	Baptist	32-18
A. 27	aL	6-7	Augusta	32-19
A. 28	hW	8-1	UNC-Asheville	33-19
A. 30	hW	3-1	Augusta	34-19
M. 1	hW	13-3	Augusta	35-19
M. 3	aW	4-3	Georgia	36-19
M. 6	aW	7-4	North Carolina	37-19
M. 7	aW	10-6	North Carolina	38-19
M. 8	aL	7-11	N.C. State	38-20
M. 9	hL	7-11	Mercer (7)	38-21
M. 9	hW	2-1	Mercer (7)	39-21
M. 11	21W+	4-3	Wake Forest	40-21
M. 12	21W+	8-5	N.C. State	41-21
M. 13	21L+	3-5	North Carolina	41-22
M. 14	21W+	5-4	Virginia	42-22
M. 15	21W+	6-2	North Carolina	43-22
M. 25	19W*	9-6	Va. Commonwealth	44-22
M. 27	19W*	7-6	South Carolina	45-22
M. 28	aL*	2-4	Miami	45-23
M. 29	19L*	0-5	South Carolina	45-24

#UNLV Desert Classic
+ACC Tournament (Champions)
**NCAA Atlantic Regional*

1989 (38-26, 13-6 ACC)

Home: 26-7; Away: 10-11; Neutral: 2-8

F.6	aL	1-14	Florida State	0-1
F.17	aW	10-9	New Orleans	1-1
F.18	aL	2-7	New Orleans	1-2
F.19	aW	7-6	New Orleans (12)	2-2
F. 21	hW	11-8	UNC-Asheville	3-2
F. 25	aW	5-0	Georgia Southern	4-2
F. 26	aW	13-9	Georgia Southern	5-2
F. 28	aL	7-9	Auburn	5-3
M. 2	20L	0-3	Atlanta Braves (exh)	5-3
M. 3	hL	3-9	Rutgers	5-4
M. 4	hW	14-4	Rutgers (6)	6-4
M. 5	hW	4-3	Rutgers	7-4
M. 6	hW	7-5	Liberty	8-4
M. 7	hW	15-3	Appalachian State	9-4
M. 8	hW	16-8	Appalachian State	10-4
M. 10	hW	18-0	Virginia	11-4
M. 11	hL	2-7	South Florida	11-5
M. 11	hW	11-3	South Florida	12-5
M. 18	hW	1-0	Davidson (7)	13-5
M. 18	hW	17-0	Davidson (5)	14-5
M. 19	aL	2-13	Wichita State	14-6
M. 20	aL	2-7	Wichita State	14-7
M. 21	hW	6-5	Maryland (8)	15-7
M. 22	hW	19-7	Maryland	16-7
M. 24	aL	1-6	North Carolina	16-8
M. 25	aW	10-4	N.C. State	17-8
M. 26	aL	3-4	N.C. State	17-9
M. 27	aL	3-5	South Carolina	17-10
M. 31	26L#	1-3	Arizona	17-11
M. 31	26L#	4-14	Minnesota	17-12
A. 1	26L#	4-5	Oklahoma State	17-13
A. 2	26L#	4-12	Arizona (7)	17-14
A. 5	hW	12-10	Ga. Southern (7)	18-14
A. 5	hW	5-3	Ga. Southern (7)	19-14
A. 7	hW	4-3	Wake Forest (7)	20-14
A. 7	hW	12-3	Wake Forest (7)	21-14
A. 9	hW	5-0	Duke	22-14
A. 11	aL	5-8	Georgia	22-15
A. 12	hL	5-7	Clemson	22-16
A. 14	aW	14-3	Maryland	23-16
A. 16	aW	3-2	Virginia (7)	24-16
A. 16	aW	6-2	Virginia (7)	25-16
A. 18	hW	14-6	Auburn	26-16
A. 19	aL	5-16	Clemson	26-17
A. 20	hW	13-1	U.S.S.R. (exh/7)	26-17
A. 21	hL	9-12	North Carolina	26-18
A. 22	hW	2-1	North Carolina	27-18
A. 23	hW	15-4	Augusta	28-18
A. 25	hW	18-0	Augusta	29-18
A. 26	hW	11-4	Clemson	30-18
A. 29	aW	6-1	Duke (7)	31-18
A. 30	aW	12-5	Davidson	32-18
M. 2	hW	6-2	Georgia	33-18
M. 3	hL	6-7	Tenn. Tech (11)	33-19
M. 4	hW	9-2	Morehead State	34-19
M. 5	hL	8-10	N.C. State	34-20
M. 6	hW	6-3	Mercer	35-20
M. 7	hL	2-12	Kennesaw State	35-21
M. 8	hW	8-7	South Carolina	36-21
M. 10	aL	8-14	Mercer	36-22
M. 13	21W+	3-0	Virginia	37-22
M. 14	21L+	3-9	Clemson	37-23
M. 15	21L+	3-5	Wake Forest	37-24
M. 25	27L*	4-6	Central Florida	37-25
M. 26	27W*	9-7	Miami	38-25
M. 27	27L*	16-18	Villanova (10)	38-26

#Pillsbury Classic
+ACC Tournament
**NCAA East Regional*

1990 (46-25, 9-9 ACC)

Home: 38-5; Away: 3-13; Neutral: 5-7

F. 10	hW	8-6	Coastal Carolina (7)	1-0
F. 10	hW	10-2	Coastal Carolina (7)	2-0
F. 11	hW	12-5	Coastal Carolina	3-0
F. 13	aL	3-7	Mercer	3-1
F. 17	aW	8-3	Georgia Southern	4-1
F. 23	hW	6-2	Eastern Kentucky	5-1
F. 24	hW	3-2	Eastern Kentucky (7)	6-1
F. 24	hW	7-1	Eastern Kentucky (7)	7-1
F. 25	hW	10-0	Eastern Kentucky	8-1
F. 28	hW	9-0	UNC Asheville	9-1
M. 3	hW	3-1	Rutgers (7)	10-1
M. 3	hW	2-1	Rutgers (7)	11-1
M. 4	hW	12-2	Rutgers	12-1
M. 5	hW	8-6	Campbell	13-1
M. 6	hW	6-5	Appalachian State	14-1
M. 7	hW	9-1	Appalachian State	15-1
M. 9	hW	17-6	Virginia	16-1
M. 10	hW	9-4	Virginia	17-1
M. 11	hW	13-6	Virginia	18-1
M. 12	hW	9-1	East Tenn. State	19-1
M. 13	hW	12-1	East Tenn. State	20-1
M. 15	hW	12-2	New Orleans	21-1
M. 17	hW	7-6	New Orleans (7)	22-1
M. 17	hW	10-3	New Orleans (7)	23-1
M. 24	aL#	5-6	Hawaii	23-2
M. 25	18L#	1-6	Wright State (8)	23-3
M. 25	18W#	8-2	Oklahoma State (8)	24-3
M. 26	18L#	1-4	Iona (8)	24-4
M. 27	18L#	4-5	Creighton (8)	24-5
M. 28	18W#	15-1	Iona (8)	25-5
M. 29	aW#	9-2	Hawaii	26-5
M. 30	18W#	4-3	Wright State (10)	27-5
M. 30	18L#	4-7	Oklahoma State (6)	27-6

YEAR-BY-YEAR RESULTS

M. 31	18W#	3-2	Creighton (10)	28-6
A. 6	aL	7-10	N.C. State	28-7
A. 7	aL	7-9	N.C. State	28-8
A. 8	aL	10-11	N.C. State	28-9
A. 11	aL	8-9	Georgia	28-10
A. 13	hW	12-3	Duke [TV]	29-10
A. 14	hW	6-3	Duke	30-10
A. 15	hW	10-2	Duke	31-10
A. 16	hW	18-1	Mercer	32-10
A. 17	aL	0-1	South Carolina	32-11
A. 18	aL	5-10	South Carolina	32-12
A. 20	hW	10-6	North Carolina [TV]	33-12
A. 21	hW	11-5	North Carolina	34-12
A. 22	hL	11-12	North Carolina (11)	34-13
A. 23	hW	15-2	Augusta	35-13
A. 24	hW	4-2	Augusta	36-13
A. 26	hW	8-2	Georgia	37-13
A. 27	hL	12-14	Clemson	37-14
A. 28	aW	8-3	Clemson	38-14
A. 29	hL	10-17	Clemson	38-15
A. 30	hW	18-3	Tennessee Tech	39-15
M. 1	aL	6-8	Georgia	39-16
M. 2	hW	12-5	Georgia	40-16
M. 4	aL	5-11	Wake Forest	40-17
M. 5	aL	3-8	Wake Forest (7)	40-18
M. 6	aL	2-3	Wake Forest (8)	40-19
M. 7	hW	15-5	Georgia Southern	41-19
M. 8	hW	6-3	Georgia Southern	42-19
M. 10	hL	4-7	South Carolina (7)	42-20
M. 10	hW	11-1	South Carolina (7)	43-20
M. 12	21W+	3-1	Wake Forest	44-20
M. 13	21L+	4-9	North Carolina	44-21
M. 14	21L+	6-10	N.C. State	44-22
M. 18	hL	4-5	Mid. Tenn. State	44-23
M. 19	hW	5-0	Mid. Tenn. St. (7)	45-23
M. 20	hW	5-4	Mid. Tenn. St. (8)	46-23
M. 24	28L*	2-4	Houston	46-24
M. 25	aL*	5-11	Louisiana State	46-25

#Rainbow Spring Tournament
+ACC Tournament
**NCAA South I Regional*

1991 (42-26, 12-8 ACC)

Home: 28-10; Away: 9-12; Neutral: 5-4

F. 8	hW	8-0	East Tenn. State	1-0
F. 9	hW	7-1	East Tenn. State	2-0
F. 10	hW	11-10	East Tenn. State	3-0
F. 15	aL	5-6	New Orleans	3-1
F. 16	aL	2-12	New Orleans	3-2
F. 17	aW	13-3	New Orleans	4-2
F. 23	aW	6-4	Georgia Southern	5-2
F. 24	aL	8-13	Georgia Southern	5-3
F. 25	hW	9-2	UNC Asheville (7)	6-3
F. 25	hW	9-0	UNC Asheville (7)	7-3
M. 2	hW	7-6	New York Tech (7)	8-3
M. 2	hW	17-3	New York Tech (7)	9-3
M. 3	hW	11-2	New York Tech	10-3
M. 5	hW	10-0	Appalachian State	11-3
M. 6	hW	20-9	Appalachian State	12-3
M. 8	hL	7-13	Rutgers	12-4
M. 9	hW	13-1	Rutgers	13-4
M. 10	hW	11-5	Rutgers	14-4
M. 12	hL	5-10	Western Carolina	14-5
M. 13	hL	5-7	Western Carolina	14-6
M. 15	hW	16-2	Coll. of Charleston	15-6
M. 16	hW	15-6	Tennessee Tech	16-6
M. 23	hW	10-5	Cornell (7)	17-6
M. 23	hL	7-9	Cornell (7)	17-7
M. 25	aL	5-6	Virginia	17-8
M. 26	aW	11-1	Virginia	18-8
M. 27	aW	13-0	Virginia	19-8
M. 30	hW	11-5	Maryland (7)	20-8
M. 30	hW	8-2	Maryland (7)	21-8
M. 31	hW	3-2	Maryland	22-8
A. 2	aL	3-4	South Carolina	22-9
A. 3	aW	8-1	Augusta	23-9
A. 5	hW	12-5	N.C. State	24-9
A. 6	hW	15-13	N.C. State	25-9
A. 7	hL	8-11	N.C. State	25-10
A. 9	aW	11-7	Mercer	26-10
A. 10	hW	9-6	Mercer	27-10
A. 12	aL	2-4	Duke	27-11
A. 13	aW	8-3	Duke	28-11
A. 14	aL	6-7	Duke	28-12
A. 16	hW	9-3	Georgia	29-12
A. 17	aL	4-8	Georgia	29-13
A. 20	aL	4-6	North Carolina (7)	29-14
A. 20	aW	2-0	North Carolina (7)	30-14
A. 21	aL	0-4	North Carolina	30-15
A. 23	hL	4-7	South Carolina	30-16
A. 26	aL	8-9	Clemson (10)	30-17
A. 27	hL	0-8	Clemson	30-18
A. 28	aW	11-6	Clemson	31-18
A. 30	aL	2-3	Georgia	31-19
M. 1	hW	16-1	Georgia	32-19
M. 2	hW	15-6	Wake Forest	33-19
M. 3	hW	18-12	Wake Forest	34-19
M. 5	hW	6-1	Augusta (8)	35-19
M. 7	hL	2-6	Georgia Southern	35-20
M. 8	hW	7-1	Georgia Southern	36-20
M. 11	21W+	9-7	Duke	37-20
M. 13	21W+	9-3	Virginia	38-20
M. 13	21L+	5-6	Clemson	38-21
M. 14	21W+	4-3	N.C. State	39-21
M. 14	21L+	8-24	Clemson	39-22
M. 17	hW	9-5	Miami [TV]	40-22
M. 18	hL	7-10	Miami [TV]	40-23
M. 19	hL	1-7	Miami [TV]	40-24
M. 23	17L*	4-5	St. John's	40-25
M. 24	17W*	11-7	Coastal Carolina	41-25
M. 25	17W*	5-4	St. John's	42-25
M. 25	17L*	4-8	Alabama	42-26

+ACC Tournament
**NCAA Atlantic Regional*

1992 (45-19, 14-9 ACC)

Home: 32-2; Away: 7-12; Neutral: 6-5

F. 7	hW	9-2	Coll. of Charleston	1-0
F. 8	hW	14-8	Coll. of Charleston	2-0
F. 9	hW	7-5	Coll. of Charleston	3-0
F. 16	aW	4-2	Georgia Southern (7)	4-0
F. 16	aW	6-0	Georgia Southern (7)	5-0
F. 18	hW	2-1	UNC-Asheville	6-0
F. 21	29L#	2-3	Louisiana State	6-1
F. 22	29W#	5-4	New Orleans	7-1
F. 23	29W#	10-2	Tulane	8-1
F. 25	hW	9-4	Appalachian State	9-1
F. 26	hW	8-3	Appalachian State	10-1
F. 28	hW	11-1	Rutgers	11-1
F. 29	hW	15-3	Rutgers	12-1
M. 1	hW	8-1	Rutgers	13-1
M. 3	hW	11-6	Georgia Southern	14-1
M. 4	hW	9-8	Georgia Southern	15-1
M. 6	hW	7-5	New Orleans	16-1
M. 7	hW	12-8	New Orleans	17-1
M. 8	hW	4-0	New Orleans	18-1
M. 10	hW	11-10	Western Carolina	19-1
M. 13	hW	4-3	Virginia (7)	20-1
M. 13	hW	10-4	Virginia (7)	21-1
M. 14	hW	5-4	Virginia (10)	22-1
M. 22	hW	6-5	Winthrop	23-1
M. 24	aW	13-6	Maryland	24-1
M. 25	aL	5-6	Maryland	24-2
M. 28	aL	6-10	N.C. State	24-3
M. 29	aL	3-9	N.C. State	24-4
M. 30	aL	1-4	N.C. State	24-5
M. 31	hW	4-3	Davidson	25-5
A. 3	aL	6-9	Florida State [TV]	25-6
A. 4	aL	2-3	Florida State	25-7
A. 5	aW	10-3	Florida State [TV]	26-7
A. 8	hW	15-1	Georgia	27-7
A. 10	hL	5-11	Duke	27-8
A. 11	hW	14-2	Duke	28-8
A. 12	hW	6-4	Duke	29-8
A. 15	aL	2-4	Mercer	29-9
A. 16	hW	13-1	Georgia State	30-9
A. 17	hW	8-1	North Carolina [TV]	31-9
A. 18	hW	15-4	North Carolina	32-9
A. 19	hW	6-3	North Carolina [TV]	33-9
A. 22	hW	11-5	Mercer	34-9
A. 24	hW	6-2	Clemson [TV]	35-9
A. 25	hW	7-6	Clemson (10)	36-9
A. 26	hL	4-5	Clemson [TV]	36-10
A. 28	aW	5-4	Georgia	37-10
A. 29	hW	8-3	Samford	38-10
M. 1	aL	6-7	Wake Forest	38-11
M. 2	aW	13-5	Wake Forest	39-11
M. 3	aW	9-8	Wake Forest (10)	40-11
M. 5	aL	2-7	Georgia	40-12
M. 6	hW	11-3	Georgia	41-12
M. 9	21W+	5-4	North Carolina	42-12
M. 10	21L+	4-7	N.C. State	42-13
M. 11	21W+	7-3	Duke	43-13
M. 12	21L+	4-5	Clemson	43-14
M. 15	aL	5-6	Miami (13)	43-15
M. 16	aL	2-6	Miami [TV]	43-16
M. 17	aL	3-4	Miami [TV]	43-17
M. 21	27W*	5-4	George Mason	44-17
M. 22	27W*	3-2	Texas A&M (10)	45-17
M. 23	27L*	5-7	Texas A&M	45-18
M. 24	27L*	2-3	California	45-19

#Busch Challenge
+ACC Tournament
**NCAA East Regional*

1993 (47-14, 16-6 ACC)

Home: 25-8; Away: 14-4; Neutral: 8-2

F. 5	30W!	5-4	Auburn	1-0
F. 6	30W!	13-2	Central Florida	2-0
F. 6	30W!	5-4	Pepperdine	3-0
F. 7	30W!	3-2	Pepperdine	4-0
F. 12	hW	12-1	Coastal Carolina	5-0
F. 13	hW	8-4	Coastal Carolina	6-0
F. 14	hW	4-1	Coastal Carolina	7-0
F. 20	aW	6-2	Georgia Southern	8-0
F. 21	aL	3-7	Georgia Southern	8-1
F. 26	hW	10-2	Coll. of Charleston	9-1
F. 27	hW	11-2	Coll. of Charleston	10-1
F. 28	hW	19-1	Coll. of Charleston	11-1
M. 4	20L	2-14	Atlanta Braves [exh]	11-1
M. 5	26W#	7-6	Cal State-Fullerton(11)	12-1
M. 6	26W#	3-2	Arkansas	13-1
M. 7	26W#	11-3	Minnesota	14-1
M. 9	aW	8-4	Mercer	15-1
M. 12	hL	8-10	Maryland (7)	15-2
M. 22	hW	4-1	Western Carolina	16-2
M. 23	hL	3-4	Western Carolina	16-3
M. 24	hW	8-5	Mercer	17-3
M. 26	aW	6-3	Virginia (10)	18-3
M. 28	aL	2-3	Virginia (7)	18-4
M. 28	aW	7-5	Virginia (7)	19-4
M. 30	hW	10-2	Appalachian State	20-4
M. 31	hW	7-2	Appalachian State	21-4
A. 2	hW	10-3	Florida State [TV]	22-4
A. 3	hL	3-17	Florida State [TV]	22-5
A. 4	hL	1-5	Florida State [TV]	22-6
A. 6	hW	6-4	Davidson	23-6
A. 7	hW	3-1	Georgia [TV]	24-6
A. 9	aW	20-2	Duke	25-6
A. 10	aW	6-2	Duke	26-6
A. 11	aW	7-6	Duke	27-6
A. 13	aW	4-1	Georgia	28-6
A. 14	hW	7-6	Mercer	29-6
A. 16	aW	4-3	North Carolina	30-6
A. 17	aL	1-7	North Carolina	30-7
A. 18	aW	6-2	North Carolina	31-7
A. 20	hW	15-4	Georgia State	32-7
A. 21	aL	4-5	Georgia State (10)	32-8
A. 23	aW	11-0	Clemson	33-8
A. 24	aW	10-5	Clemson	34-8
A. 25	aW	6-0	Clemson	35-8
A. 27	hW	10-4	Georgia State	36-8
A. 29	hW	13-8	Wake Forest	37-8
A. 30	hW	8-4	Wake Forest	38-8
M. 1	hW	10-8	Wake Forest [TV]	39-8
M. 4	hL	1-4	Georgia [TV]	39-9
M. 5	aW	12-1	Georgia	40-9
M. 7	hW	19-5	N.C. State	41-9
M. 8	hW	10-6	N.C. State	42-9
M. 9	hL	11-13	N.C. State [TV]	42-10
M. 11	hW	9-2	Georgia Southern	43-10
M. 12	hW	10-5	Georgia Southern	44-10
M. 15	21W+	6-0	Maryland	45-10
M. 17	21L+	8-9	Clemson	45-11
M. 18	21L+	2-5	Florida State	45-12
M. 27	hW*	4-1	Liberty	46-12
M. 28	hL*	4-7	Ohio State	46-13
M. 29	hW*	12-0	South Carolina	47-13
M. 29	hL*	4-5	Wichita State (10)	47-14

!Olive Garden Classic (Champions)
#Oscar Mayer Classic (Champions)
+ACC Tournament
**NCAA Atlantic Regional*

COACH DANNY HALL
25 seasons; 1,019-532-1 (.657)

1994 (50-17, 16-8 ACC)

Home: 29-5; Away: 12-7; Neutral: 9-5

F. 11	hW	3-1	Minnesota	1-0
F. 12	hW	10-5	Minnesota	2-0
F. 13	hW	8-2	Minnesota	3-0
F. 19	aW	6-3	Georgia Southern	4-0
F. 20	aW	15-2	Georgia Southern	5-0
F. 25	31L#	6-8	Oklahoma	5-1
F. 26	31W#	5-4	San Diego (11)	6-1
F. 27	aL#	0-2	Cal State Fullerton	6-2
M. 5	hL	1-2	Rutgers (8)	6-3
M. 5	hW	17-7	Rutgers (7)	7-3
M. 6	hW	13-2	Rutgers	8-3
M. 8	hW	22-4	Appalachian State	9-3
M. 9	hW	22-4	Appalachian State	10-3
M. 11	hW	4-1	Virginia	11-3
M. 12	hW	6-2	Virginia	12-3
M. 13	hW	7-6	Virginia	13-3
M. 19	hW	26-1	Siena	14-3
M. 20	hW	11-1	Siena	15-3
M. 22	aW	12-4	Maryland	16-3
M. 23	aL	5-6	Maryland	16-4
M. 24	aW	12-4	Maryland	17-4
M. 25	hW	6-4	Ohio	18-4
M. 26	hW	12-5	Ohio	19-4
M. 29	hW	12-2	Winthrop	20-4
M. 30	hW	17-8	Winthrop	21-4
A. 1	hW	7-4	North Carolina	22-4
A. 2	hW	7-6	N. Carolina (10) [TV]	23-4
A. 3	hL	8-11	North Carolina	23-5
A. 5	hW	4-3	Georgia State	24-5
A. 8	hW	7-5	Duke	25-5
A. 9	hW	9-2	Duke	26-5
A. 10	hW	17-10	Duke	27-5
A. 12	hW	28-3	Georgia State	28-5
A. 13	hL	4-6	Davidson	28-6
A. 15	aL	7-8	N.C. State (10)	28-7
A. 16	aW	11-7	N.C. State	29-7
A. 17	aW	7-4	N.C. State	30-7
A. 20	aW	8-0	Georgia	31-7
A. 22	aL	1-2	Wake Forest	31-8
A. 23	aW	7-5	Wake Forest	32-8
A. 24	aL	2-14	Wake Forest	32-9
A. 26	hW	13-2	Georgia [TV]	33-9
A. 29	aL	4-6	Florida State	33-10
A. 30	aW	6-2	Florida State	34-10
M. 1	aW	7-5	Florida State [TV]	35-10
M. 4	aL	5-6	Mercer (10)	35-11
M. 6	hW	9-6	Ga. Southern [TV]	36-11
M. 7	hW	8-6	Georgia Southern	37-11
M. 8	hW	15-6	Georgia Southern	38-11
M. 10	hW	14-1	Georgia [TV]	39-11
M. 11	aW	23-9	Georgia State	40-11
M. 13	hL	8-9	Clemson (10) [TV]	40-12
M. 14	hW	20-4	Clemson	41-12
M. 15	hL	4-7	Clemson [TV]	41-13
M. 18	21W+	7-4	North Carolina	42-13
M. 19	21W+	6-0	Wake Forest	43-13
M. 20	21L+	6-9	Clemson	43-14
M. 21	21L+	3-11	N.C. State	43-15
M. 27	32W*	7-0	Connecticut	44-15
M. 28	aW*	13-1	Wichita State	45-15
M. 29	32W*	6-2	Washington	46-15
M. 30	32L*	9-12	Washington (14)	46-16
M. 30	32W*	18-7	Washington	47-16
J. 3	33W$	2-0	Cal St. Fullerton [TV]	48-16
J. 5	33W$	12-4	Florida St. (10) [TV]	49-16
J. 8	33W$	3-2	Cal St. Fullerton(12)[TV]	50-16
J. 11	33L$	5-13	Oklahoma [TV]	50-17

#Anaheim Hilton Classic
+ACC Tournament
**NCAA Midwest II Regional (Champions)*
$College World Series

1995 (38-22, 16-8 ACC)

Home: 26-6; Away: 7-12; Neutral: 5-4

F. 10	hW	14-1	Charleston So. (7)	1-0
F. 11	hW	8-4	Charleston So. (7)	2-0
F. 11	hW	6-1	Charleston So. (7)	3-0
F. 19	aL	3-7	Georgia Southern	3-1
F. 19	aL	3-10	Georgia Southern	3-2
F. 23	23W#	10-2	Utah	4-2
F. 24	23W#	19-8	Washington	5-2
F. 24	aW#	14-11	Nevada-Las Vegas	6-2
F. 25	23L#	10-15	Washington	6-3
F. 26	23W#	20-5	Utah	7-3
M. 2	20L	1-5	Atlanta Braves [exh]	7-3
M. 3	hW	11-1	West Virginia (6)	8-3
M. 4	hW	8-2	West Virginia	9-3
M. 7	hW	6-0	W. Carolina [TV]	10-3
M. 9	hL	7-13	W. Carolina	10-4
M. 10	hW	15-8	Michigan	11-4
M. 11	hL	6-8	Michigan	11-5
M. 12	hL	5-27	Michigan	11-6
M. 18	aW	7-5	Georgia	12-6
M. 19	aL	7-12	Georgia	12-7
M. 20	hW	25-17	Maryland	13-7
M. 21	hW	18-6	Maryland	14-7
M. 22	hW	10-7	Maryland	15-7
M. 24	aL	9-11	North Carolina	15-8
M. 25	aL	5-7	North Carolina	15-9
M. 26	aW	7-5	North Carolina	16-9
M. 28	hW	18-7	Georgia State	17-9
M. 31	hW	12-0	Coastal Carolina	18-9
A. 1	hW	10-5	Coastal Carolina	19-9
A. 2	hW	7-6	Coastal Carolina	20-9
A. 4	hW	7-6	Davidson	21-9
A. 7	aW	9-3	Duke	22-9
A. 8	aW	10-2	Duke	23-9

RECORDS

YEAR-BY-YEAR RESULTS

A. 9	34W	10-5	Duke	24-9
A. 12	hW	9-2	Mercer	25-9
A. 14	hW	12-10	Wake Forest	26-9
A. 15	hW	13-11	Wake Forest	27-9
A. 16	hW	9-2	Wake Forest [TV]	28-9
A. 18	hL	3-10	Georgia [TV]	28-10
A. 21	aL	1-2	Virginia	28-11
A. 22	aW	18-13	Virginia	29-11
A. 23	aL	1-4	Virginia	29-12
A. 25	aW	11-2	Georgia State	30-12
A. 26	hW	20-7	Georgia	31-12
A. 28	aL	5-8	Clemson	31-13
A. 29	aL	1-6	Clemson	31-14
A. 30	aL	5-6	Clemson [TV]	31-15
M. 2	aL	5-17	Mercer	31-16
M. 5	hW	5-4	Florida State	32-16
M. 6	hW	11-9	Florida State	33-16
M. 7	hL	9-14	Florida State [TV]	33-17
M. 9	hW	7-5	Ga. Southern [TV]	34-17
M. 10	hL	12-13	Ga. Southern	34-18
M. 12	hW	6-4	N.C. State [TV]	35-18
M. 13	hW	14-7	N.C. State	36-18
M. 14	hW	8-6	N.C. State [TV]	37-18
M. 17	21L+	5-9	N.C. State (12)	37-19
M. 18	21W+	3-2	Virginia	38-19
M. 19	21L+	9-12	North Carolina	38-20
M. 25	35L*	3-4	California	38-21
M. 26	aL*	4-6	Tennessee	38-22

#Coors/UNLV Desert Classic
+ACC Tournament
**NCAA Mideast Regional*

1996 (40-24, 13-11 ACC)

Home: 25-9; Away: 10-9; Neutral: 5-6

F. 9	30L#	2-7	Alabama	0-1
F. 10	30L#	4-8	Texas Tech	0-2
F. 11	30L#	7-8	Central Florida	0-3
F. 13	aL	3-4	Ga. Southern (10)	0-4
F. 14	aL	4-8	Georgia Southern	0-5
F. 17	hW	12-4	Notre Dame	1-5
F. 18	hW	9-4	Notre Dame	2-5
F. 24	hW	6-5	Georgia (10)	3-5
F. 25	aL	2-5	Georgia	3-6
F. 27	hW	7-2	Mercer	4-6
M. 1	hW	9-1	Rutgers	5-6
M. 2	hW	6-3	Rutgers	6-6
M. 3	hL	4-5	Rutgers	6-7
M. 5	hW	14-7	Jacksonville State	7-7
M. 9	hW	7-0	Connecticut	8-7
M. 9	hW	8-2	Connecticut	9-7
M. 10	hW	11-8	Connecticut	10-7
M. 16	hW	7-6	Virginia	11-7
M. 16	hW	5-4	Virginia	12-7
M. 17	hW	13-5	Virginia	13-7
M. 19	hW	10-7	Winthrop	14-7
M. 20	hW	14-1	Winthrop	15-7
M. 22	hW	14-12	Kent	16-7
M. 23	hL	7-9	Kent	16-8
M. 24	hW	17-16	Kent	17-8
M. 29	hL	5-6	Duke [TV]	17-9
M. 31	hW	15-7	Duke (7)	18-9
M. 31	hW	13-5	Duke (7)	19-9
A. 2	hW	23-4	Georgia State	20-9
A. 5	aL	6-10	N.C. State	20-10
A. 7	aW	3-2	N.C. State (7)	21-10
A. 7	aW	9-0	N.C. State (7)	22-10
A. 9	aW	4-2	Georgia State	23-10
A. 10	aW	11-8	Mercer	24-10
A. 12	aL	2-4	Wake Forest	24-11
A. 13	aW	13-2	Wake Forest	25-11
A. 14	aL	1-7	Wake Forest	25-12
A. 16	hW	7-6	UNC Asheville (7)	26-12
A. 16	hW	18-7	UNC Asheville (7)	27-12
A. 19	hL	6-12	North Carolina [TV]	27-13
A. 20	hL	7-8	North Carolina	27-14
A. 21	hL	11-12	North Carolina	27-15
A. 23	hW	4-3	Georgia [TV]	28-15
A. 26	aL	4-16	Florida State [TV]	28-16
A. 27	aL	3-6	Florida State	28-17
A. 28	aW	4-1	Florida State	29-17
A. 30	aW	10-3	Georgia	30-17
M. 3	aW	13-2	Maryland	31-17
M. 4	aW	7-1	Maryland	32-17
M. 5	aW	8-6	Maryland (10)	33-17
M. 7	hL	5-6	Georgia Southern	33-18
M. 8	hW	7-4	Georgia Southern	34-18
M. 10	hL	8-9	Clemson (10) [TV]	34-19
M. 11	hW	4-0	Clemson	35-19
M. 12	hL	2-9	Clemson [TV]	35-20
M. 16	34W+	13-9	North Carolina	36-20
M. 16	14L+	1-6	Clemson	36-21
M. 17	34W+	6-1	N.C. State	37-21
M. 18	34L+	4-8	Virginia	37-22
M. 23	28L*	3-13	New Orleans	37-23
M. 24	28W*	14-3	Austin Peay	38-23
M. 25	28W*	7-4	Tulane	39-23
M. 25	28W*	12-7	New Orleans	40-23
M. 26	aL*	13-29	Louisiana State	40-24

#Olive Garden Classic
+ACC Tournament
**NCAA South II Regional*

1997 (46-15, 19-4 ACC)

Home: 29-5; Away: 14-7; Neutral: 3-3

F. 8	aW	10-0	Georgia Southern	1-0
F. 9	aW	8-5	Georgia Southern	2-0
F. 15	hW	5-0	Western Kentucky	3-0
F. 15	hW	14-2	Western Kentucky (7)	4-0
F. 16	hW	22-10	Western Kentucky	5-0
F. 18	aW	12-8	Mercer	6-0
F. 22	hW	9-1	Evansville	7-0
F. 23	hW	21-10	Evansville	8-0
F. 26	hW	15-12	Jacksonville State	9-0
F. 27	20L	2-7	Atlanta Braves (exh)	9-0
M. 1	aW	9-0	Georgia	10-0
M. 2	hL	1-4	Georgia	10-1
M. 4	hW	9-5	Stetson (10)	11-1
M. 5	hW	7-6	Mercer	12-1
M. 8	aW	11-8	North Carolina	13-1
M. 9	aW	10-7	North Carolina	14-1
M. 10	aW	9-8	North Carolina	15-1
M. 11	hL	7-13	W. Carolina [TV]	15-2
M. 12	hW	14-0	W. Carolina	16-2
M. 14	hW	7-3	Virginia Tech	17-2
M. 15	hW	9-8	Virginia Tech	18-2
M. 16	hW	20-13	Virginia Tech	19-2
M. 21	hW	14-3	Wake Forest	20-2
M. 22	hW	10-7	Wake Forest	21-2
M. 23	hW	8-7	Wake Forest	22-2
M. 25	hW	12-11	Charleston So. (11)	23-2
M. 26	hW	16-6	Charleston So.	24-2
M. 28	hW	7-0	Maryland	25-2
M. 29	hW	13-11	Maryland	26-2
M. 30	hW	11-1	Maryland	27-2
A. 1	aW	5-4	Georgia State	28-2
A. 4	aL	1-10	Miami [TV]	28-3
A. 5	aL	4-9	Miami [TV]	28-4
A. 6	aL	0-12	Miami	28-5
A. 8	hW	7-5	Winthrop	29-5
A. 9	hW	15-2	Winthrop	30-5
A. 11	aW	8-2	Virginia	31-5
A. 13	aW	4-2	Virginia (7)	32-5
A. 13	aL	8-10	Virginia (7)	32-6
A. 15	hW	6-3	Georgia [TV]	33-6
A. 18	hL	9-10	Florida St. (12) [TV]	33-7
A. 19	hL	6-11	Florida State	33-8
A. 20	hW	12-11	Florida St. (10) [TV]	34-8
A. 23	hW	16-5	Georgia State	35-8
A. 25	aL	4-7	Clemson	35-9
A. 26	aW	19-4	Clemson	36-9
A. 29	aL	4-5	Georgia	36-10
M. 1	aW	13-7	Duke	37-10
M. 2	aW	11-4	Duke	38-10
M. 3	aW	8-3	Duke	39-10
M. 6	hW	10-0	Ga. Southern [TV]	40-10
M. 7	hL	5-16	Ga. Southern	40-11
M. 9	hW	14-13	N.C. State [TV]	41-11
M. 10	hW	19-5	N.C. State	42-11
M. 11	hW	7-6	N.C. State [TV]	43-11
M. 14	37W+	7-6	North Carolina	44-11
M. 15	37L+	4-7	Clemson	44-12
M. 16	37L+	3-5	Duke	44-13
M. 22	38W*	5-0	Tennessee Tech	45-13
M. 23	38W*	8-0	SW Louisiana [La.-Laf.]	46-13
M. 24	38L*	4-8	Washington	46-14
M. 25	aL*	2-10	Mississippi State	46-15

+ACC Tournament
**NCAA Mideast Regional*
Tech Won ACC Regular Season

1998 (41-22, 14-9 ACC)

Home: 27-10; Away: 10-8; Neutral: 4-4

F. 6	hW	16-7	UCLA	1-0
F. 7	hL	9-10	UCLA	1-1
F. 8	hL	11-13	UCLA	1-2
F. 11	hL	4-10	Charleston Southern	1-3
F. 14	aW	4-2	Georgia Southern	2-3
F. 15	aW	8-6	Georgia Southern	3-3
F. 20	hW	17-1	Cincinnati	4-3
F. 21	hW	19-2	Cincinnati	5-3
F. 22	hW	9-6	Cincinnati	6-3
F. 24	hL	9-13	Mercer	6-4
F. 27	hW	8-2	Xavier	7-4
F. 28	hW	6-5	Xavier (10)	8-4
M. 1	hW	6-2	Xavier	9-4
M. 3	hW	12-4	UNC Charlotte	10-4
M. 4	hL	0-8	Stetson	10-5
M. 6	hW	5-3	Virginia	11-5
M. 7	hW	27-4	Virginia	12-5
M. 11	hW	14-4	Jacksonville State	13-5
M. 13	hL	10-11	North Carolina	13-6
M. 14	hW	11-4	North Carolina	14-6
M. 15	hL	1-9	North Carolina	14-7
M. 22	aW	5-1	Wake Forest [TV]	15-7
M. 23	aW	9-5	Wake Forest	16-7
M. 23	aL	0-7	Wake Forest	16-8
M. 24	hW	19-6	Georgia Southern	17-8
M. 25	hL	7-11	Georgia Southern	17-9
M. 27	hW	9-8	Duke	18-9
M. 28	hW	6-5	Duke	19-9
M. 29	hW	12-4	Duke [TV]	20-9
M. 31	hW	17-12	Winthrop	21-9
A. 1	hW	9-5	Georgia State	22-9
A. 3	aL	4-6	N.C. State	22-10
A. 4	aW	17-13	N.C. State	23-10
A. 5	aL	5-8	N.C. State [TV]	23-11
A. 7	hW	8-2	Georgia [TV]	24-11
A. 8	aW	3-2	Georgia	25-11
A. 10	hW	13-2	S.E. Missouri St.	26-11
A. 11	hW	14-4	S.E. Missouri St.	27-11
A. 11	hW	6-5	S.E. Missouri St.	28-11
A. 14	aL	5-13	Georgia	28-12
A. 17	aL	2-3	Florida State	28-13
A. 18	aL	3-8	Florida State [TV]	28-14
A. 19	aL	5-10	Florida State [TV]	28-15
A. 22	aW	10-6	Mercer	29-15
A. 24	hW	22-7	Miami	30-15
A. 25	hL	5-8	Miami	30-16
A. 26	hL	8-9	Miami	30-17
A. 28	hW	21-4	Georgia	31-17
A. 29	aW	6-4	Georgia State	32-17
M. 3	hW	7-6	Clemson	33-17
M. 4	hW	9-7	Clemson [TV]	34-17
M. 5	hW	14-5	Clemson [TV]	35-17
M. 9	aW	3-2	Maryland	36-17
M. 9	aL	1-4	Maryland (7)	36-18
M. 10	aW	12-3	Maryland	37-18
M. 13	34L+	0-4	Duke	37-19
M. 14	34W+	10-6	Clemson	38-19
M. 15	34L+	1-2	Wake Forest	38-20
M. 21	32L*	4-13	Oklahoma State	38-21
M. 22	32W*	14-5	S.E. Missouri St.	39-21
M. 23	32W*	2-0	Arkansas	40-21
M. 24	32W*	6-5	Oklahoma State	41-21
M. 25	32L*	1-3	Arizona State	41-22

+ACC Tournament
**NCAA Midwest Regional*

1999 (38-20, 12-12 ACC)

Home: 25-6; Away: 11-10; Neutral: 2-4

J. 29	39L	12-17	Auburn# [TV]	0-1
J. 30	39L	0-12	Oklahoma#	0-2
J. 31	39W	14-1	Jacksonville#	1-2
F. 5	aW	13-8	UCLA	2-2
F. 6	aL	3-12	UCLA	2-3
F. 7	aL	1-6	UCLA	2-4
F. 13	aW	6-4	Georgia Southern	3-4
F. 14	aW	11-4	Georgia Southern	4-4
F. 20	hW	8-2	West Virginia	5-4
F. 21	hW	7-6	West Virginia	6-4
F. 27	aW	14-8	Georgia State	7-4
F. 28	hW	9-3	Georgia State	8-4
M. 2	hW	22-4	Charleston So.	9-4
M. 3	hW	20-13	Charleston So.	10-4
M. 4	39L	5-15	Atlanta Braves (exh)	10-4
M. 5	hW	12-3	Rutgers	11-4
M. 6	hW	19-5	Rutgers	12-4
M. 7	hW	6-2	Rutgers	13-4
M. 10	hW	3-0	Georgia	14-4
M. 12	hW	9-4	N.C. State	15-4
M. 13	hW	7-6	N.C. State	16-4
M. 14	hL	7-12	N.C. State	16-5
M. 19	hW	5-2	Kent	17-5
M. 20	hL	6-11	Kent	17-6
M. 21	hW	13-12	Kent	18-6
M. 23	hW	2-0	Western Carolina	19-6
M. 24	hW	14-6	Howard	20-6
M. 26	hW	11-3	Maryland	21-6
M. 27	hW	5-1	Maryland	22-6
M. 28	hW	13-0	Maryland	23-6
A. 2	aL	6-7	Virginia (14)	23-7
A. 3	aW	7-6	Virginia	24-7
A. 4	aL	5-6	Virginia	24-8
A. 6	hW	2-1	Winthrop	25-8
A. 9	aL	6-7	Duke	25-9
A. 10	aW	10-7	Duke	26-9
A. 11	aW	6-2	Duke	27-9
A. 13	aL	1-5	Georgia	27-10
A. 16	hL	1-22	Wake Forest [TV]	27-11
A. 17	hL	3-12	Wake Forest	27-12
A. 18	hW	8-6	Wake Forest [TV]	28-12
A. 20	hW	7-2	Mercer	29-12
A. 23	aL	4-24	Clemson	29-13
A. 24	aL	8-13	Clemson	29-14
A. 25	aL	5-6	Clemson	29-15
A. 27	hW	8-1	Georgia [TV]	30-15
A. 30	hW	3-2	Florida State	31-15
M. 1	hL	4-18	Florida State	31-16
M. 2	hL	2-4	Florida State [TV]	31-17
M. 8	hW	9-8	Ga. Southern [TV]	32-17
M. 9	hW	3-1	Ga. Southern	33-17
M. 11	aW	15-12	Mercer	34-17
M. 12	aW	11-10	Georgia	35-17
M. 15	aL	0-5	North Carolina (7)	35-18
M. 15	aW	3-2	North Carolina (7)	36-18
M. 16	aW	3-2	North Carolina	37-18
M. 19	34W+	15-4	North Carolina	38-18
M. 20	34L+	3-7	Florida State	38-19
M. 21	34L+	6-9	N.C. State	38-20

#ACC Disney Baseball Blast
+ACC Tournament

2000 (50-16, 18-6 ACC)

Home: 31-8; Away: 14-7; Neutral: 5-1

F. 12	aW	15-3	Georgia Southern	1-0
F. 13	aW	7-6	Georgia Southern	2-0
F. 15	aL	3-4	Georgia State	2-1
F. 16	hW	14-4	Georgia State	3-1
F. 19	hW	9-1	Oakland	4-1
F. 20	hW	9-5	Oakland	5-1
F. 21	hW	22-3	Oakland	6-1
F. 22	hW	10-2	Jacksonville State	7-1
F. 26	hL	6-10	UNC Greensboro	7-2
F. 27	hW	8-7	UNC Greensboro	8-2
F. 29	aL	1-10	Georgia [TV]	8-3
M. 1	hL	5-13	Georgia [TV]	8-4
M. 3	31L#	2-9	Southern California	8-5
M. 10	hW	12-0	Connecticut	9-5
M. 11	hL	5-11	Connecticut	9-6
M. 12	hW	17-7	Connecticut	10-6
M. 14	aW	8-5	Georgia (11) [TV]	11-6
M. 15	hW	6-1	Liberty	12-6
M. 17	hW	5-4	North Carolina	13-6
M. 18	hW	16-3	North Carolina	14-6
M. 19	hW	8-7	North Carolina [TV]	15-6
M. 21	hW	3-2	Eastern Kentucky	16-6
M. 22	hW	5-4	Eastern Kentucky	17-6
M. 24	hW	14-1	Duke	18-6
M. 25	hL	3-4	Duke [TV]	18-7
M. 26	hL	3-4	Duke	18-8
M. 28	hW	6-3	Charleston So.	19-8
M. 29	hW	12-5	Charleston So.	20-8
M. 31	aW	13-1	NC State	21-8
A. 1	aW	11-6	NC State	22-8
A. 2	aW	4-3	NC State	23-8
A. 7	aW	7-3	Maryland	24-8
A. 8	aW	8-5	Maryland	25-8
A. 9	aW	10-3	Maryland	26-8
A. 11	aW	19-6	Mercer (7)	27-8
A. 12	hW	13-3	The Citadel	28-8
A. 14	hW	8-4	Virginia	29-8
A. 15	hW	5-1	Virginia	30-8
A. 16	hW	12-6	Virginia	31-8
A. 18	hW	17-5	Georgia Southern	32-8
A. 19	hW	22-8	Georgia Southern	33-8
A. 21	aL	0-6	Florida State	33-9
A. 22	aW	5-0	Florida State [TV]	34-9
A. 23	aL	5-7	Florida State [TV]	34-10
A. 25	hW	7-3	Georgia [TV]	35-10
A. 28	hW	7-4	Clemson	36-10
A. 29	hW	9-7	Clemson [TV]	37-10
A. 30	hL	12-13	Clemson [TV]	37-11
M. 6	aW	10-2	Miami [TV]	38-11
M. 7	aL	2-3	Miami [TV]	38-12
M. 8	aL	5-7	Miami [TV]	38-13
M. 9	hW	16-7	Mercer	39-13
M. 10	hW	10-6	East Tenn. State	40-13
M. 12	aW	10-8	Wake Forest	41-13
M. 13	aW	20-10	Wake Forest	42-13
M. 14	aL	5-9	Wake Forest	42-14
M. 17	40W+	9-3	Duke	43-14
M. 18	40W+	6-3	Wake Forest	44-14
M. 19	40W+	9-8	Clemson	45-14
M. 20	40W+	10-3	Florida State	46-14
M. 20	40W+	8-4	Clemson [TV]	47-14
M. 26	hW*	11-9	Georgia Southern	48-14
M. 27	hW*	24-1	Stetson	49-14
M. 28	hW*	16-11	Stetson	50-14

YEAR-BY-YEAR RESULTS

J. 2	hL^	2-7	So. California	50-15
J. 3	hL^	3-6	So. California	50-16

#Kia Baseball Bash, Fullerton, Calif.
+ACC Tournament (Champions)
**NCAA Atlanta Regional (Champions)*
^NCAA Atlanta Super Regional
Tech Won ACC Regular Season

2001 (41-20, 13-11 ACC)

Home: 26-7; Away: 11-10; Neutral: 4-3

F. 9	41W#	11-9	Lamar	1-0
F. 10	aL#	4-5	Rice	1-1
F. 11	41W#	15-8	Nebraska	2-1
F. 17	aW	23-3	Georgia Southern	3-1
F. 18	aW	10-2	Georgia Southern	4-1
F. 21	aW	10-8	Georgia	5-1
F. 23	hW	18-7	Elon	6-1
F. 24	hW	9-5	Elon	7-1
F. 27	hW	16-0	Oakland (7)	8-1
F. 27	hW	19-4	Oakland (7)	9-1
F. 28	hW	18-0	Oakland (7)	10-1
M. 1	39L	4-18	Atlanta Braves (exh)	10-1
M. 2	hW	2-1	Rutgers (10)	11-1
M. 3	hL	9-10	Rutgers	11-2
M. 4	hW	13-1	Rutgers	12-2
M. 6	aL	0-4	Auburn	12-3
M. 9	hL	7-9	NC State	12-4
M. 10	hW	5-1	NC State	13-4
M. 11	hL	8-16	NC State	13-5
M. 13	aW	11-3	Georgia State	14-5
M. 16	hW	8-5	Kent State	15-5
M. 17	hW	10-3	Kent State	16-5
M. 18	hW	7-4	Kent State	17-5
M. 21	hL	9-15	Georgia	17-6
M. 23	hW	15-1	Maryland	18-6
M. 24	hW	8-1	Maryland	19-6
M. 25	hW	11-9	Maryland	20-6
M. 27	hW	10-4	Mercer	21-6
M. 30	aL	1-3	Virginia	21-7
M. 31	aW	10-3	Virginia	22-7
A. 1	aW	13-9	Virginia	23-7
A. 4	hW	23-4	Georgia State	24-7
A. 6	aW	9-2	Duke	25-7
A. 7	aL	7-8	Duke	25-8
A. 8	aW	13-3	Duke	26-8
A. 10	hW	5-4	Ga. Southern [TV]	27-8
A. 11	hW	12-6	Ga. Southern	28-8
A. 13	hW	18-11	Wake Forest [TV]	29-8
A. 14	hL	10-14	Wake Forest [TV]	29-9
A. 15	hL	4-14	Wake Forest [TV]	29-10
A. 17	hW	11-1	Auburn	30-10
A. 20	aL	0-3	Clemson	30-11
A. 21	aL	1-5	Clemson [TV]	30-12
A. 22	aW	5-3	Clemson	31-12
A. 25	aL	4-5	Georgia [TV]	31-13
A. 27	hW	9-8	Florida State [TV]	32-13
A. 28	hL	2-6	Florida State [TV]	32-14
A. 29	hW	12-2	Florida State	33-14
M. 4	hW	9-4	Charleston So.	34-14
M. 5	hW	9-3	Charleston So.	35-14
M. 6	hW	10-5	Charleston So.	36-14
M. 7	hW	9-4	East Tenn. State	37-14
M. 8	aW	15-2	Mercer (7)	38-14
M. 11	aL	5-10	North Carolina	38-15
M. 12	aW	19-5	North Carolina	39-15
M. 13	aL	10-11	North Carolina	39-16
M. 16	40W+	16-2	Duke	40-16
M. 17	40W+	6-5	Florida State (10)	41-16
M. 18	40L+	3-4	Wake Forest	41-17
M. 19	40L+	4-6	NC State	41-18
M. 25	42L*	3-5	Coastal Carolina	41-19
M. 26	aL*	5-13	Georgia	41-20

#Crowne Plaza/Rice Invit., Houston, Tex.
+ACC Tournament
**NCAA Athens Regional*

2002 (52-16, 14-9 ACC)

Home: 36-4; Away: 11-7; Neutral: 5-5

F. 9	aW	10-2	Georgia Southern	1-0
F. 10	aW	7-4	Georgia Southern	2-0
F. 15	hW	12-3	Tennessee Tech	3-0
F. 16	hW	21-0	Tennessee Tech	4-0
F. 17	hW	17-3	Tennessee Tech	5-0
F. 19	hW	12-1	Wofford	6-0
F. 22	43W#	2-1	Coastal Carolina	7-0
F. 23	43L#	3-8	South Carolina [TV]	7-1
F. 24	43W#	8-2	Va. Commonwealth	8-1
M. 3	hW	12-5	Georgia State	9-1
M. 5	hW	6-5	East Tenn.State (10)	10-1
M. 8	hW	6-4	Winthrop	11-1
M. 9	hW	7-5	Winthrop	12-1
M. 10	hW	8-1	Winthrop	13-1
M. 13	aW	11-7	Georgia State	14-1
M. 15	aL	9-10	Wake Forest	14-2
M. 16	aL	5-11	Wake Forest	14-3
M. 19	hW	6-5	Eastern Kentucky	15-3
M. 20	hW	13-9	Eastern Kentucky	16-3
M. 23	hW	9-3	Gardner-Webb	17-3
M. 24	hW	6-2	Gardner-Webb	18-3
M. 26	aL	1-7	Georgia	18-4
M. 27	hW	9-1	Georgia	19-4
M. 29	aW	6-4	NC State	20-4
M. 30	aW	20-12	NC State	21-4
M. 30	aW	3-0	NC State	22-4
A. 2	hW	4-3	Ga. Southern (10)	23-4
A. 3	hW	9-3	Ga. Southern	24-4
A. 5	hW	4-2	Duke	25-4
A. 6	hW	8-7	Duke (10)	26-4
A. 7	hW	15-7	Duke	27-4
A. 9	aW	9-5	Auburn	28-4
A. 10	hW	2-1	Western Carolina	29-4
A. 12	aW	9-6	Maryland	30-4
A. 13	aL	8-9	Maryland	30-5
A. 14	aW	12-1	Maryland (7)	31-5
A. 16	hW	10-4	Auburn	32-5
A. 19	aL	3-4	Florida State [TV]	32-6
A. 20	aL	9-14	Florida State [TV]	32-7
A. 21	aL	1-13	Florida State	32-8
A. 23	hW	12-1	Mercer	33-8
A. 24	aW	6-1	Georgia	34-8
A. 26	hL	1-5	Virginia	34-9
A. 27	hW	3-2	Virginia (12)	35-9
A. 28	hW	9-3	Virginia	36-9
M. 4	hL	9-12	Clemson	36-10
M. 5	hW	15-6	Clemson [TV]	37-10
M. 6	hW	11-0	Clemson	38-10
M. 8	aW	20-7	Mercer	39-10
M. 10	hW	7-6	Miami [TV]	40-10
M. 11	hL	2-10	Miami [TV]	40-11
M. 12	hW	16-8	Miami (8)	41-11
M. 14	hW	12-11	Georgia (10) [TV]	42-11
M. 17	hW	7-4	North Carolina	43-11
M. 18	hW	12-9	North Carolina [TV]	44-11
M. 19	hL	1-6	North Carolina	44-12
M. 22	37L+	0-10	Clemson	44-13
M. 23	37W+	6-1	Duke	45-13
M. 24	37W+	10-8	North Carolina	46-13
M. 25	37L+	4-7	Florida State	46-14
M. 31	hW*	6-0	Coastal Carolina	47-14
J. 1	hW*	3-0	Georgia	48-14
J. 2	hW*	8-7	Georgia	49-14
J. 7	hW^	14-3	Florida Atlantic	50-14
J. 8	hW^	11-5	Florida Atlantic	51-14
J. 14	33W$	11-0	South Carolina [TV]	52-14
J. 16	33L$	7-9	Clemson [TV]	52-15
J. 18	33L$	5-9	South Carolina [TV]	52-16

#Baseball at the Beach., Myrtle Beach, S.C.
+ACC Tournament
**NCAA Atlanta Regional (Champions)*
^NCAA Atlanta Super Regional (Champions)
$College World Series

2003 (44-18, 17-7 ACC)

Home: 24-9; Away: 13-7; Neutral: 7-2

F. 15	aW	8-1	Georgia Southern	1-0
F. 15	aW	8-3	Georgia Southern	2-0
F. 19	aW	9-1	Mercer	3-0
F. 21	46W#	8-1	Rider	4-0
F. 23	46W#	7-6	Michigan	5-0
F. 23	aW#	12-4	Armstrong Atlantic	6-0
F. 27	39T	3-3	Atlanta Braves (exh/4)	6-0
F. 28	hW	13-4	George Washington	7-0
M. 1	hW	4-2	George Washington	8-0
M. 2	hW	9-2	George Washington	9-0
M. 4	hW	5-3	Campbell	10-0
M. 5	hW	3-1	Campbell	11-0
M. 7	hW	11-6	Rutgers	12-0
M. 8	hW	6-5	Rutgers (10)	13-0
M. 9	hW	7-5	Rutgers	14-0
M. 11	aW	4-2	Auburn	15-0
M. 14	hW	5-4	Kent State	16-0
M. 15	hW	4-1	Kent State	17-0
M. 16	hL	3-5	Kent State	17-1
M. 18	hL	5-7	Auburn [TV]	17-2
M. 21	hW	13-7	Maryland	18-2
M. 22	hW	12-4	Maryland	19-2
M. 23	hW	20-6	Maryland	20-2
M. 25	hW	9-1	Mercer [TV]	21-2
M. 28	aL	6-7	Miami [TV]	21-3
M. 29	aL	8-13	Miami [TV]	21-4
M. 30	aL	16-17	Miami (8) [TV]	21-5
A. 2	hW	7-5	Winthrop	22-5
A. 4	aW	10-6	North Carolina	23-5
A. 5	aL	3-7	North Carolina [TV]	23-6
A. 6	aW	12-5	North Carolina	24-6
A. 8	hW	11-3	Georgia State [TV]	25-6
A. 12	aW	9-1	Duke	26-6
A. 12	aW	11-1	Duke	27-6
A. 13	aW	13-6	Duke	28-6
A. 15	hW	8-5	Ga. Southern [TV]	29-6
A. 16	hL	7-8	Ga. Southern	29-7
A. 18	hW	2-0	Wake Forest [TV]	30-7
A. 19	hW	10-4	Wake Forest	31-7
A. 20	hW	5-3	Wake Forest	32-7
A. 23	hL	4-8	Georgia [TV]	32-8
A. 25	aL	7-9	Clemson [TV]	32-9
A. 26	aL	5-10	Clemson	32-10
A. 27	aL	3-11	Clemson	32-11
M. 2	hL	1-7	Florida State [TV]	32-12
M. 3	hW	5-4	Florida St.(10)[TV]	33-12
M. 4	hL	7-12	Florida State	33-13
M. 6	hW	11-3	Georgia State [TV]	34-13
M. 9	aW	7-0	Virginia	35-13
M. 10	aW	5-2	Virginia	36-13
M. 11	aW	1-0	Virginia	37-13
M. 13	45L%	3-10	Georgia [TV]	37-14
M. 15	hW	8-3	NC State	38-14
M. 16	hW	9-6	NC State	39-14
M. 17	hL	2-7	NC State	39-15
M. 22	44W+	9-8	Wake Forest	40-15
M. 23	44L+	0-6	NC State	40-16
M. 24	44W+	23-4	Duke	41-16
M. 25	44W+	10-6	North Carolina	42-16
M. 25	44W+	10-7	Florida State [TV]	43-16
M. 25	44W+	6-5	NC State (10) [TV]	44-16
M. 30	hL*	4-5	Stetson	44-17
M. 31	hL*	3-10	East Carolina	44-18

#Memorial Health Diamond Classic, Savannah, Ga.
%Children's Healthcare of Atlanta Classic, Atlanta, Ga.
+ACC Tournament (Champions)
**NCAA Atlanta Regional*

2004 (44-21, 18-5 ACC)

Home: 26-14; Away: 14-3; Neutral: 4-4

F. 15	aW	15-6	Georgia Southern	1-0
F. 15	aW	5-4	Ga. Southern(10)	2-0
F. 18	hW	13-4	Savannah State	3-0
F. 20	hW	5-1	Villanova	4-0
F. 21	hW	19-1	Villanova	5-0
F. 22	hW	4-1	Villanova	6-0
F. 27	31L#	2-9	Southern California	6-1
F. 28	aL#	1-7	Cal State-Fullerton	6-2
F. 29	31L#	2-6	Oklahoma	6-3
M. 2	aL	2-6	Auburn	6-4
M. 5	hW	6-5	Rutgers	7-4
M. 6	hL	5-7	Rutgers	7-5
M. 7	hW	13-6	Rutgers	8-5
M. 9	hW	4-3	Western Carolina	9-5
M. 10	hL	5-9	Western Carolina	9-6
M. 12	hL	3-4	Virginia	9-7
M. 13	hL	1-2	Virginia	9-8
M. 14	hL	5-8	Virginia (10)	9-9
M. 16	hW	14-4	Purdue	10-9
M. 17	hW	18-16	Purdue	11-9
M. 19	aW	9-8	Wake Forest (10)	12-9
M. 20	aL	4-8	Wake Forest	12-10
M. 21	aW	9-2	Wake Forest	13-10
M. 24	aW	4-3	Georgia [TV]	14-10
M. 27	hL	7-8	Georgia Southern	14-11
M. 28	hW	13-2	Georgia Southern	15-11
M. 30	hW	20-5	Auburn [TV]	16-11
A. 2	hW	17-4	Miami	17-11
A. 3	hL	7-9	Miami	17-12
A. 4	hL	13-16	Miami	17-13
A. 6	aW	25-3	Georgia State	18-13
A. 9	hL	7-9	North Carolina [TV]	18-14
A. 10	hW	8-4	North Carolina [TV]	19-14
A. 11	hW	13-8	North Carolina	20-14
A. 14	hL	5-6	Georgia	20-15
A. 16	hW	8-4	Washington	21-15
A. 17	hL	3-7	Washington	21-16
A. 18	hL	2-16	Washington	21-17
A. 20	hW	7-6	Winthrop (13)	22-17
A. 23	aW	11-4	Florida State [TV]	23-17
A. 24	aW	12-2	Florida State [TV]	24-17
A. 25	aW	7-6	Florida State	25-17
M. 2	aW	6-1	NC State	26-17
M. 2	aW	7-3	NC State	27-17
M. 7	hW	9-8	Duke (10)	28-17
M. 8	hW	9-8	Duke	29-17
M. 9	hW	14-3	Duke	30-17
M. 11	45W%	12-5	Georgia [TV]	31-17
M. 14	hW	8-3	Clemson [TV]	32-17
M. 15	hW	11-3	Clemson [TV]	33-17
M. 16	hW	8-4	Clemson	34-17
M. 18	hW	13-3	Georgia State [TV]	35-17
M. 21	47aW	10-2	Maryland	36-17
M. 22	47aW	15-1	Maryland	37-17
M. 23	47aW	18-6	Maryland	38-17
M. 26	44W+	4-3	Maryland	39-17
M. 27	44W+	11-7	Clemson (13)	40-17
M. 28	44W+	13-4	Florida State	41-17
M. 29	44L+	7-8	Florida State [TV]	41-18
M. 30	44L+	5-17	Florida State [TV]	41-19
J. 4	hW*	16-3	Jacksonville St.	42-19
J. 5	hW*	9-3	Texas Tech	43-19
J. 6	hW*	5-3	Texas Tech	44-19
J. 11	hL^	5-7	Georgia [TV]	44-20
J. 12	hL^	3-5	Georgia [TV]	44-21

#Kia Baseball Bash, Fullerton, Calif.
%Children's Healthcare of Atlanta Classic, Atlanta, Ga.
47-Considered Maryland home game
+ACC Tournament
**NCAA Atlanta Regional (Champions)*
^NCAA Atlanta Super Regional
Tech Won ACC Regular Season

2005 (45-19, 22-8 ACC)

Home: 29-11; Away: 12-7; Neutral: 4-1

F. 11	hL	2-5	Georgia State	0-1
F. 12	aW	10-6	Georgia Southern	1-1
F. 13	aW	13-6	Ga. Southern (TV)	2-1
F. 18	hW	9-3	Iona	3-1
F. 19	hW	9-3	Iona	4-1
F. 19	hW	16-5	Iona	5-1
F. 23	aW	11-6	Georgia State	6-1
F. 25	hW	11-6	Rutgers	7-1
F. 26	hL	9-10	Rutgers (13)	7-2
M. 1	hW	9-1	Georgia Southern	8-2
M. 2	39L	0-12	Atlanta Braves (exh)	8-2
M. 4	aW	11-3	Duke	9-2
M. 5	aW	11-5	Duke	10-2
M. 6	aW	19-3	Duke	11-2
M. 8	hW	17-9	William & Mary	12-2
M. 9	hW	17-6	Georgia Southern	13-2
M. 11	hW	15-5	Wake Forest	14-2
M. 12	hW	16-14	Wake Forest	15-2
M. 13	hW	16-5	Wake Forest	16-2
M. 18	hW	9-5	NC State	17-2
M. 19	hW	5-0	NC State	18-2
M. 20	hW	11-10	NC State	19-2
M. 23	hL	6-7	Auburn (11)	19-3
M. 25	aL	1-20	Miami [TV]	19-4
M. 26	aW	17-7	Miami [TV]	20-4
M. 27	aW	11-10	Miami [TV]	21-4
M. 29	hL	5-8	Western Carolina	21-5
A. 1	hW	13-8	Maryland	22-5
A. 2	hL	1-2	Maryland	22-6
A. 3	hW	24-4	Maryland	23-6
A. 5	aW	3-2	Auburn	24-6
A. 8	hW	6-1	Winthrop	25-6
A. 9	hL	9-12	Winthrop	25-7
A. 10	hW	20-3	Winthrop	26-7
A. 15	hW	6-4	Florida State [TV]	27-7
A. 16	hW	9-8	Florida State [TV]	28-7
A. 17	hW	9-4	Florida State [TV]	29-7
A. 20	hW	12-2	Georgia	30-7
A. 22	aL	2-4	Virginia	30-8
A. 23	aL	2-9	Virginia	30-9
A. 24	aL	1-2	Virginia	30-10
A. 27	45L%	8-11	Georgia [TV]	30-11
A. 29	aW	18-14	Clemson [TV]	31-11
A. 30	aL	5-6	Clemson [TV]	31-12
M. 1	aW	6-4	Clemson [TV]	32-12
M. 6	hW	5-4	Florida Atlantic (10)	33-12
M. 7	hW	12-3	Florida Atlantic	34-12
M. 8	hL	0-2	Florida Atlantic	34-13
M. 10	hL	6-7	Coastal Carolina	34-14
M. 13	hW	10-0	Virginia Tech [TV]	35-14
M. 14	hW	27-2	Virginia Tech	36-14
M. 15	hW	11-1	Virginia Tech	37-14
M. 19	aL	4-5	North Carolina [TV]	37-15
M. 20	aL	6-7	North Carolina [TV]	37-16
M. 21	aW	8-1	North Carolina [TV]	38-16
M. 25	48W+	9-8	Wake Forest	39-16
M. 26	48W+	5-4	Florida State	40-16
M. 27	48W+	18-2	Florida State [TV] (7)	41-16
M. 28	48W+	4-3	Virginia	42-16
J. 3	hW*	5-4	Furman [TV] (10)	43-16
J. 4	hW*	10-2	South Carolina [TV]	44-16
J. 5	hL*	3-8	South Carolina [TV]	44-17
J. 6	hW*	5-0	South Carolina [TV]	45-17
J. 10	hL^	2-3	Tennessee [TV]	45-18
J. 11	hL^	3-13	Tennessee [TV]	45-19

%Children's Healthcare of Atlanta Classic, Atlanta, Ga.
+ACC Tournament (Champions)

YEAR-BY-YEAR RESULTS

**NCAA Atlanta Regional (Champions)*
^NCAA Atlanta Super Regional
Tech Won ACC Reguar Season

2006 (50-18, 19-11 ACC)

Home: 34-5; Away: 11-8; Neutral: 5-5

F. 11	aW	13-9	Georgia Southern	1-0
F. 12	aW	15-7	Georgia Southern[TV]	2-0
F. 15	hW	11-9	Georgia State	3-0
F. 17	hW	3-2	Kennesaw State	4-0
F. 18	hW	7-0	Kennesaw State	5-0
F. 19	hW	5-1	Kennesaw State	6-0
F. 21	hW	7-3	E. Tennessee State	7-0
F. 21	hW	5-2	E. Tennessee State	8-0
F. 24	43W#	8-5	Tennessee	9-0
F. 25	43W#	8-2	Va. Commonwealth (6)	10-0
M. 3	hW	25-8	Rutgers	11-0
M. 4	hW	12-2	Rutgers	12-0
M. 5	hW	11-4	Rutgers	13-0
M. 7	hW	2-1	Northeastern	14-0
M. 10	hW	8-2	Virginia	15-0
M. 11	hW	7-6	Virginia	16-0
M. 12	hL	3-6	Virginia	16-1
M. 15	hW	13-4	Miss. Valley St.	17-1
M. 17	aL	1-8	NC State	17-2
M. 18	aL	11-12	NC State (10)	17-3
M. 19	aW	17-11	NC State	18-3
M. 24	hL	0-2	North Carolina	18-4
M. 25	hW	11-1	North Carolina [TV]	19-4
M. 26	hW	3-2	North Carolina	20-4
M. 28	hW	19-5	Western Carolina	21-4
M. 31	aW	15-4	Maryland	22-4
A. 1	aL	3-6	Maryland	22-5
A. 2	aL	5-8	Maryland	22-6
A. 4	hL	7-19	Georgia Southern	22-7
A. 5	hW	7-4	Georgia Southern	23-7
A. 7	aL	6-8	Virginia Tech	23-8
A. 9	aW	17-11	Virginia Tech	24-8
A. 9	aW	5-3	Virginia Tech	25-8
A. 12	hW	8-2	Georgia	26-8
A. 14	hL	6-7	Clemson	26-9
A. 15	hW	12-3	Clemson [TV]	27-9
A. 16	hW	22-4	Clemson [TV]	28-9
A. 19	aW	13-2	Georgia State	29-9
A. 21	aW	15-8	Florida State [TV]	30-9
A. 23	aW	10-4	Florida State	31-9
A. 23	aW	8-7	Florida State	32-9
A. 26	aL	6-12	Georgia [TV]	32-10
A. 28	aW	12-4	Boston College	33-10
A. 29	aL	4-5	Boston College	33-11
A. 30	aL	1-5	Boston College	33-12
M. 5	hW	9-3	South Florida	34-12
M. 6	hW	7-2	South Florida	35-12
M. 6	hW	4-3	South Florida	36-12
M. 11	45L%	4-5	Georgia [TV] (11)	36-13
M. 12	hW	7-6	Duke (10)	37-13
M. 13	hW	11-8	Duke	38-13
M. 14	hW	18-6	Duke	39-13
M. 16	hW	16-2	Wofford	40-13
M. 18	hL	7-8	Miami [TV]	40-14
M. 19	hW	14-5	Miami [TV]	41-14
M. 20	hW	12-7	Miami [TV]	42-14
M. 24	48W+	2-1	Miami	43-14
M. 25	48L+	2-3	Clemson	43-15
M. 26	48W+	7-4	Miami	44-15
M. 27	48W+	8-7	Clemson [TV] (10)	45-15
M. 27	48L+	11-16	Clemson	45-16
J. 3	hW*	7-5	Stetson [TV]	46-16
J. 3	hW*	7-3	Vanderbilt [TV]	47-16
J. 4	hW*	8-4	Vanderbilt [TV]	48-16
J. 9	hW^	5-0	Coll. of Charleston[TV]	49-16
J. 10	hW^	12-3	Coll. of Charleston[TV]	50-16
J. 16	33L$	4-8	Clemson [TV]	50-17
J. 18	33L$	5-7	Cal St. Fullerton[TV]	50-18

#Baseball at the Beach., Myrtle Beach, S.C.
%Children's Healthcare of Atlanta Classic, Atlanta, Ga.
+ACC Tournament
**NCAA Atlanta Regional (Champions)*
^NCAA Atlanta Super Regional (Champions)
$College World Series

2007 (32-25, 15-14 ACC)

Home: 21-10; Away: 10-12; Neutral: 1-3

F. 10	aL	4-11	Georgia Southern	0-1
F. 11	aL	6-9	Georgia Southern [TV]	0-2
F. 13	hW	11-8	Kennesaw State (10)	1-2
F. 16	hW	11-2	Illinois-Chicago	2-2
F. 17	hL	4-11	Illinois-Chicago	2-3
F. 18	hW	6-3	Illinois-Chicago	3-3
F. 21	hL	5-9	Georgia State	3-4
F. 23	hW	11-2	Duquesne	4-4
F. 24	hW	10-7	Duquesne	5-4
F. 25	hW	15-6	Duquesne	6-4
F. 27	hL	7-10	Western Carolina	6-5
F. 28	39L	0-5	Atlanta Braves (exh)	6-5
M. 2	hW	18-12	Rutgers	7-5
M. 3	hW	10-8	Rutgers	8-5
M. 4	hL	5-9	Rutgers	8-6
M. 9	hL	3-5	Virginia Tech	8-7
M. 10	hW	19-4	Virginia Tech	9-7
M. 11	hL	4-5	Virginia Tech	9-8
M. 14	aL	4-6	Kennesaw State	9-9
M. 16	hW	10-0	Boston College	10-9
M. 17	hW	5-2	Boston College	11-9
M. 18	hL	2-9	Boston College	11-10
M. 21	aW	3-0	Georgia State	12-10
M. 23	aW	3-2	Duke	13-10
M. 24	aL	0-3	Duke	13-11
M. 25	aW	5-1	Duke	14-11
M. 27	hW	10-2	Georgia Southern	15-11
M. 28	hW	6-2	Ga. Southern [TV]	16-11
M. 30	hW	5-4	Maryland	17-11
M. 31	hW	16-6	Maryland	18-11
A. 1	hW	4-2	Maryland	19-11
A. 3	hW	11-8	Wofford	20-11
A. 6	aW	9-2	Miami [TV] (11)	21-11
A. 7	aL	2-5	Miami [TV]	21-12
A. 8	aL	7-8	Miami [TV]	21-13
A. 13	aW	2-1	Virginia (11)	22-13
A. 14	aL	6-7	Virginia	22-14
A. 18	hW	8-2	Georgia [TV]	23-14
A. 20	hW	2-1	NC State	24-14
A. 21	hW	4-3	NC State	25-14
A. 22	hW	7-3	NC State	26-14
A. 24	45L%	7-10	Georgia [TV]	26-15
A. 27	aL	2-3	Clemson (11)	26-16
A. 28	aL	3-10	Clemson	26-17
A. 29	aW	6-3	Clemson	27-17
M. 5	aW	11-3	USF	28-17
M. 6	aW	12-2	USF [TV]	29-17
M. 7	aW	15-7	USF	30-17
M. 9	aL	4-9	Georgia [TV]	30-18
M. 11	aL	3-10	North Carolina	30-19
M. 12	aW	9-5	North Carolina	31-19
M. 13	aL	11-14	North Carolina	31-20
M. 17	hL	2-17	Florida State [TV]	31-21
M. 18	hL	2-10	Florida State [TV]	31-22
M. 19	hL	11-17	Florida State [TV]	31-23
M. 23	48W+	8-4	North Carolina [TV]	32-23
M. 24	48L+	1-4	Virginia [TV]	32-24
M. 26	48L+	7-8	NC State [TV]	32-25

%Children's Healthcare of Atlanta Classic, Atlanta, Ga.
+ACC Tournament

2008 (41-21, 16-14 ACC)

Home: 26-8; Away: 12-10; Neutral: 3-3

F. 22	hW	14-0	Youngstown State	1-0
F. 23	hW	1-0	Youngstown State	2-0
F. 24	hW	5-1	Youngstown State	3-0
F. 26	hW	11-2	Georgia Southern	4-0
F. 27	hW	1-0	Georgia Southern (10)	5-0
F. 29	hL	6-10	Rutgers (11)	5-1
M. 1	hW	4-3	Rutgers	6-1
M. 2	hW	6-0	Rutgers	7-1
M. 4	hW	4-1	Western Carolina	8-1
M. 5	hW	5-3	Kennesaw State	9-1
M. 7	hW	14-1	Virginia Tech	10-1
M. 8	hW	6-4	Virginia Tech	11-1
M. 9	hW	2-1	Virginia Tech	12-1
M. 12	aW	10-6	Georgia State	13-1
M. 14	aL	7-8	Florida State	13-2
M. 15	aL	2-11	Florida State	13-3
M. 16	aL	8-17	Florida State	13-4
M. 18	aW	10-0	Kennesaw State	14-4
M. 19	hW	7-6	Mercer	15-4
M. 21	hW	5-4	Duke	16-4
M. 22	hW	4-2	Duke	17-4
M. 23	hL	3-10	Duke	17-5
M. 25	hW	12-1	Georgia State	18-5
M. 26	hW	17-4	Alabama State	19-5
M. 29	aW	5-2	Boston College	20-5
M. 29	aW	13-2	Boston College	21-5
M. 30	aW	3-2	Boston College	22-5
A. 1	hW	13-6	East Tennessee St.	23-5
A. 2	hW	5-4	East Tennessee St.	24-5
A. 4	49aL	1-8	North Carolina	24-6
A. 6	49aL	4-10	North Carolina	24-7
A. 6	49aW	4-1	North Carolina	25-7
A. 9	hW	9-4	Georgia [TV]	26-7
A. 12	hL	5-10	Miami	26-8
A. 12	hL	5-15	Miami [TV]	26-9
A. 13	hL	3-9	Miami [TV]	26-10
A. 16	aW	14-8	Georgia Southern [TV]	27-10
A. 18	aL	5-7	Maryland	27-11
A. 19	aL	13-14	Maryland	27-12
A. 20	aW	9-6	Maryland (5) [TV]	28-12
A. 22	aW	16-9	Mercer	29-12
A. 25	hW	12-1	Wake Forest [TV]	30-12
A. 26	hW	14-6	Wake Forest [TV]	31-12
A. 27	hL	5-7	Wake Forest	31-13
M. 2	hW	10-6	Coastal Carolina [TV]	32-13
M. 3	hL	9-10	Coastal Carolina [TV]	32-14
M. 4	hW	11-4	Coastal Carolina	33-14
M. 7	aW	11-1	Georgia	34-14
M. 9	hW	5-1	Clemson	35-14
M. 10	hW	7-1	Clemson [TV]	36-14
M. 11	hL	6-16	Clemson	36-15
M. 13	45L%	2-3	Georgia [TV]	36-16
M. 15	aL	2-4	Virginia	36-17
M. 16	aW	14-8	Virginia	37-17
M. 17	aW	9-7	Virginia	38-17
M. 21	48W+	10-9	NC State	39-17
M. 22	48L+	12-15	Miami [TV]	39-17
M. 24	48L+	4-10	Clemson [TV]	39-19
M. 30	42W*	8-5	Louisville [TV]	40-19
M. 31	42W*	6-3	Lipscomb [TV]	41-19
J. 1	aL*	0-8	Georgia [TV]	41-20
J. 2	aL*	6-18	Georgia [TV]	41-21

%Children's Healthcare of Atlanta Classic, Atlanta, Ga.
49-Considered North Carolina home game
+ACC Tournament
**NCAA Athens Regional*

2009 (38-19-1, 17-10-1 ACC)

Home: 24-8-1; Away: 13-8; Neutral: 1-3

F. 20	hW	9-0	Lipscomb	1-0
F. 21	hW	13-3	Lipscomb	2-0
F. 22	hW	5-3	Lipscomb	3-0
F. 24	aL	5-6	Georgia Southern	3-1
F. 25	aW	5-3	Georgia Southern	4-1
F. 28	hW	6-4	Rutgers	5-1
F. 28	hW	13-4	Rutgers	6-1
M. 6	hW	5-1	Maryland	7-1
M. 7	hW	24-3	Maryland	8-1
M. 8	hW	10-7	Maryland	9-1
M. 10	hW	17-3	Mercer	10-1
M. 11	hW	5-4	Kennesaw State	11-1
M. 13	hW	5-4	Boston College	12-1
M. 17	aW	11-0	Kennesaw State	13-1
M. 18	hW	11-3	Kennesaw State	14-1
M. 20	aW	10-9	Virginia Tech	15-1
M. 21	aL	5-9	Virginia Tech	15-2
M. 22	aW	18-8	Virginia Tech	16-2
M. 24	hL	1-10	Georgia State [TV]	16-3
M. 27	aW	13-9	Miami {TV}	17-3
M. 28	aW	6-4	Miami {TV}	18-3
M. 29	aL	2-6	Miami {TV}	18-4
A. 3	hL	2-4	North Carolina	18-5
A. 4	hW	10-6	North Carolina (11)	19-5
A. 5	hL	10-13	North Carolina	19-6
A. 7	hW	8-4	Georgia Southern	20-6
A. 8	hL	3-23	Georgia Southern	20-7
A. 11	hW	7-6	Virginia	21-7
A. 11	hL	10-11	Virginia	21-8
A. 12	hT	4-4	Virginia	21-8-1
A. 14	aW	11-6	Georgia	22-8-1
A. 15	aW	18-2	Georgia State	23-8-1
A. 17	aW	13-2	Wake Forest	24-8-1
A. 18	aW	8-1	Wake Forest	25-8-1
A. 19	aW	6-0	Wake Forest	26-8-1
A. 21	hW	16-7	Western Carolina	27-8-1
A. 22	aL	9-10	Western Carolina	27-9-1
A. 24	aW	5-4	Clemson	28-9-1
A. 25	aL	5-8	Clemson	28-10-1
A. 26	aL	3-6	Clemson	28-11-1
M. 1	hW	16-2	Presbyterian	29-11-1
M. 2	hW	9-8	Presbyterian (10)	30-11-1
M. 3	hW	23-3	Presbyterian	31-11-1
M. 8	hW	12-3	Florida State {TV}	32-11-1
M. 9	hL	6-8	Florida State {TV}	32-12-1
M. 10	hW	6-5	Florida State {TV}	33-12-1
M. 12	45L%	5-7	Georgia {TV}	33-13-1
M. 14	aW	10-3	Duke	34-13-1
M. 15	aL	4-6	Duke	34-14-1
M. 16	aL	3-5	Duke	34-15-1
M. 20	34L+	6-8	Miami {TV}	34-16-1
M. 21	34L+	3-7	Boston Col. {TV}	34-17-1
M. 23	34W+	9-2	Florida State {TV}	35-17-1
M. 29	hW*	9-3	Georgia State	36-17-1
M. 30	hL*	7-10	Southern Miss	36-18-1
M. 31	hW*	8-4	Elon	37-18-1
M. 31	hW*	10-3	Southern Miss	38-18-1
J. 1	hL*	8-12	Southern Miss	38-19-1

%Children's Healthcare of Atlanta Classic, Atlanta, Ga.
+ACC Tournament
**NCAA Atlanta Regional*

2010 (47-15, 21-9 ACC)

Home: 31-6; Away: 14-7; Neutral: 2-2

F. 19	hW	4-0	Missouri State	1-0
F. 20	hW	20-3	Missouri State	2-0
F. 21	hW	13-0	Missouri State	3-0
F. 23	aW	10-0	Georgia Southern	4-0
F. 24	aW	8-5	Georgia Southern	5-0
F. 26	hW	5-4	Xavier	6-0
F. 27	hW	15-0	Xavier	7-0
F.28	hL	7-6	Xavier	7-1
M. 5	hW	5-0	Rutgers	8-1
M. 6	hW	19-5	Rutgers	9-1
M. 7	hW	9-4	Rutgers	10-1
M. 12	hW	9-1	Wake Forest	11-1
M. 13	hW	15-8	Wake Forest	12-1
M. 14	hW	6-5	Wake Forest	13-1
M. 16	hW	6-5	Georgia [TV]	14-1
M. 19	aL	5-2	Maryland	14-2
M. 20	aW	24-4	Maryland	15-2
M. 21	aW	10-3	Maryland	16-2
M. 23	aW	15-8	Mercer	17-2
M. 24	hW	19-4	Mercer	18-2
M. 26	aW	2-1	North Carolina	19-2
M. 27	aW	13-5	North Carolina	20-2
M. 28	aW	11-8	North Carolina	21-2
M. 30	aW	14-3	Georgia State	22-2
M. 31	aL	7-4	Kennesaw State	22-3
A. 2	hW	13-3	Duke	23-3
A. 3	hW	21-5	Duke	24-3
A. 4	hW	9-4	Duke	25-3
A. 6	hW	8-2	Kennesaw State	26-3
A. 9	aL	7-4	Virginia	26-4
A. 10	aW	9-7	Virginia	27-4
A. 11	aL	9-1	Virginia	27-5
A. 14	aW	25-6	Georgia [TV]	28-5
A. 16	hW	8-6	Clemson (10)	29-5
A. 17	hW	4-3	Clemson [TV]	30-5
A. 18	hW	11-3	Clemson	31-5
A. 20	hW	6-2	Georgia Southern	32-5
A. 21	hW	18-4	Georgia Southern	33-5
A. 23	hL	3-1	Virginia Tech	33-6
A. 24	hL	10-3	Virginia Tech	33-7
A. 25	hW	14-12	Virginia Tech	34-7
A. 27	W%	6-4	Georgia [TV]	35-7
A. 30	aL	6-5	NC State	35-8
M. 1	aL	4-2	NC State [TV]	35-9
M. 2	aW	5-3	NC State	36-9
M. 7	hW	8-4	Illinois-Chicago	37-9
M. 8	hW	11-5	Illinois-Chicago	38-9
M. 9	hW	5-2	Illinois-Chicago	39-9
M. 14	hW	14-3	Miami [TV]	40-9
M. 15	hL	9-2	Miami [TV]	40-10
M. 16	hW	6-3	Miami [TV]	41-10
M. 18	hW	9-3	Georgia State	42-10
M. 20	aW	15-8	Boston College	43-10
M. 21	aW	7-5	Boston College	44-10
M. 22	aL	6-3	Boston College	44-11
M. 27	50L+	6-2	Virginia Tech [TV]	44-12
M. 29	50W+	17-5	NC State (7) [TV]	45-12
M. 29	50L+	9-3	Clemson [TV]	45-13
J. 4	hW*	10-0	Mercer [TV]	46-13
J. 5	hW*	5-2	Alabama [TV]	47-13
J. 6	hL*	8-1	Alabama [TV]	47-14
J. 7	hL*	10-8	Alabama [TV]	47-15

%Children's Healthcare of Atlanta Classic, Atlanta, Ga.
+ACC Tournament
**NCAA Atlanta Regional*

2011 (42-21, 22-8 ACC)

Home: 26-10; Away: 15-8; Neutral: 1-3

F. 18	hW	6-3	Kent State	1-0
F. 19	hW	8-1	Kent State	2-0
F. 20	hL	1-6	Kent State	2-1
F. 22	aL	5-6	Georgia Southern	2-2
F. 23	aW	7-4	Georgia Southern	3-2
F. 25	hW	13-0	St. John's	4-2
F. 26	hW	5-0	St. John's	5-2
F. 27	hL	3-13	St. John's	5-3
M. 2	hL	3-6	Georgia State	5-4
M. 4	hW	10-0	Rutgers	6-4
M. 4	hW	9-5	Rutgers	7-4
M. 6	hW	14-3	Rutgers	8-4
M. 8	hW	7-4	Kennesaw State	9-4
M. 11	hW	1-0	Maryland	10-4
M. 12	hW	9-3	Maryland	11-4
M. 13	hW	6-2	Maryland	12-4
M. 15	hW	4-3	Georgia Southern	13-4
M. 16	hW	12-3	Georgia Southern	14-4
M. 18	hW	9-2	NC State	15-4
M. 19	hW	12-0	NC State	16-4
M. 20	hW	11-4	NC State	17-4

RECORDS

YEAR-BY-YEAR RESULTS

M. 22	aW	15-6	Georgia {TV}	18-4
M. 25	aW	8-3	Miami {TV}	19-4
M. 26	aW	12-3	Miami (10) {TV}	20-4
M. 27	aW	3-1	Miami {TV}	21-4
M. 29	hL	2-4	Mercer	21-5
A. 1	aW	9-2	Duke	22-5
A. 2	aL	3-4	Duke	22-6
A. 3	aW	11-5	Duke	23-6
A. 5	aL	6-7	Kennesaw State	23-7
A. 8	hL	2-6	Virginia	23-8
A. 9	hL	9-12	Virginia	23-9
A. 10	hW	10-8	Virginia	24-9
A. 12	hW	5-3	Georgia {TV}	25-9
A. 15	aW	5-1	Wake Forest	26-9
A. 16	aL	4-6	Wake Forest	26-10
A. 17	aW	6-5	Wake Forest (12)	27-10
A. 19	aL	3-6	at Mercer	27-11
A. 22	hW	2-0	Boston College	28-11
A. 23	hW	8-1	Boston College	29-11
A. 24	hW	10-8	Boston College	30-11
A. 26	45L%	4-6	Georgia {TV}	30-12
A. 29	aL	2-4	Clemson	30-13
A. 30	aW	5-1	Clemson {TV}	31-13
M. 1	aL	1-3	Clemson	31-14
M. 7	aW	9-2	Illinois-Chicago	32-14
M. 8	aW	10-2	Illinois-Chicago	33-14
M. 9	aW	5-1	Illinois-Chicago	34-14
M. 10	hW	11-3	Savannah State	35-14
M. 13	hL	2-3	North Carolina	35-15
M. 14	hW	9-8	North Carolina	36-15
M. 15	hW	3-0	North Carolina	37-15
M. 17	hL	6-8	East Tennessee St.	37-16
M. 19	aW	11-4	Virginia Tech	38-16
M. 20	aL	5-7	Virginia Tech	38-17
M. 21	aW	5-3	Virginia Tech	39-17
M 25	34L+	0-9	Clemson {TV}	39-18
M. 26	34W+	6-5	NC State (15) {TV}	40-18
M. 28	34L+	2-4	Florida State {TV}	40-19
J. 3	hL*	1-2	Austin Peay	40-20
J. 4	hW*	6-2	Southern Miss	41-20
J. 5	hW*	12-2	Austin Peay	42-20
J. 5	hL*	3-7	Mississippi State	42-21

%Children's Healthcare of Atlanta Classic, Atlanta, Ga.
+ ACC Tournament
** NCAA Atlanta Regional*

2012 (38-26, 12-18 ACC)

Home: 20-11; Away: 10-14; Neutral: 8-1

F. 17	51L#	0-5	Kent State	0-1
F. 17	aW#	5-0	Winthrop	1-1
F. 18	51W#	6-2	Kent State	2-1
F. 18	aW#	5-3	Winthrop	3-1
F. 22	aW	11-9	Georgia Southern	4-1
F. 24	hW	12-4	Ohio State	5-1
F. 25	hL	3-7	Ohio State	5-2
F. 26	hW	13-4	Ohio State	6-2
F. 29	hW	11-5	Kennesaw State	7-2
M. 2	hW	16-2	Rutgers	8-2
M. 3	hW	9-4	Rutgers	9-2
M. 4	hW	6-3	Rutgers	10-2
M. 7	aL	4-5	Georgia State	10-3
M. 9	aW	14-6	NC State	11-3
M. 10	aL	5-8	NC State {TV}	11-4
M. 11	aL	3-8	NC State {TV}	11-5
M. 13	hW	15-4	Wagner	12-5
M. 16	hW	12-3	Virginia Tech {TV}	13-5
M. 17	hL	9-12	Virginia Tech {TV}	13-6
M. 18	hW	9-1	Virginia Tech {TV}	14-6
M. 20	aL	1-7	Georgia {TV}	14-7
M. 23	aL	7-15	Boston College	14-8
M. 24	aL	3-4	Boston College	14-9
M. 24	aW	2-1	Boston College	15-9
M. 27	hL	3-5	Georgia Southern	15-10
M. 28	hW	10-5	Georgia Southern	16-10
M. 31	hW	1-0	Duke {TV}	17-10
M. 31	hW	8-0	Duke	18-10
A. 1	hL	3-4	Duke	18-11
A. 3	aW	7-3	Kennesaw State	19-11
A. 6	hL	1-2	Florida State (10) {TV}	19-12
A. 7	hL	7-12	Florida State {TV}	19-13
A. 8	hL	4-8	Florida State {TV}	19-14
A. 10	hW	6-4	Mercer	20-14
A. 13	aL	2-4	Wake Forest {TV}	20-15
A. 14	aW	8-7	Wake Forest	21-15
A. 15	aL	3-11	Wake Forest {TV}	21-16
A. 17	hW	8-4	Georgia State	22-16
A. 20	aW	11-4	North Carolina {TV}	23-16
A. 21	aL	6-12	North Carolina {TV}	23-17
A. 21	aW	4-2	North Carolina	24-17
A. 24	45W%	4-3	Georgia {TV}	25-17
A. 27	hW	6-5	Clemson (13) {TV}	26-17
A. 28	hL	7-13	Clemson {TV}	26-18
A. 29	hL	8-11	Clemson {TV}	26-19
M. 5	hW	9-0	Charlotte	27-19
M. 6	hW	6-3	Charlotte	28-19
M. 6	hW	6-5	Charlotte (11)	29-19
M. 9	hW	8-6	Georgia {TV}	30-19
M. 11	aL	5-6	Virginia	30-20
M. 12	aL	2-4	Virginia {TV}	30-21
M. 13	aW	5-4	Virginia (13)	31-21
M. 15	aL	3-4	Mercer	31-22
M. 15	hL	4-5	Miami {TV}	31-23
M. 16	hL	6-8	Miami {TV}	31-24
M. 17	hW	2-1	Miami {TV}	32-24
M. 23	50W+	5-4	Florida State {TV}	33-24
M. 25	50W+	17-6	Virginia (7) {TV}	34-24
M. 26	50W+	5-1	Clemson {TV}	35-24
M. 27	50W+	8-5	Miami {TV}	6-24
J. 1	27W*	8-4	Coll. of Charleston {TV}	37-24
J. 2	aL*	2-6	Florida {TV}	37-25
J. 3	27W*	3-0	Coll. of Charleston {TV}	38-25
J. 3	aL*	3-15	Florida {TV}	38-26

%Children's Healthcare of Atlanta Classic, Atlanta, Ga.
 # Coca-Cola Winthrop Classic, Rock Hill, S.C.
+ ACC Tournament (Champions)
* NCAA Gainesville Regional

2013 (37-27, 15-15 ACC)

Home: 23-11; Away: 10-12; Neutral: 3-4

F. 15	hW	3-0	Akron	1-0
F. 16	hW	10-3	Akron	2-0
F. 17	hW	5-3	Akron	3-0
F. 19	hW	16-5	Georgia State	4-0
F. 23	hW	3-2	St. John's {TV}	5-0
F. 23	hL	7-9	St. John's	5-1
F. 24	hW	10-1	St. John's	6-1
F. 26	aW	11-4	Georgia Southern	7-1
F. 27	aW	14-8	Georgia Southern	8-1
M. 1	hW	13-1	Rutgers {TV}	9-1
M. 2	hW	11-2	Rutgers	10-1
M. 3	hW	12-0	Rutgers	11-1
M. 5	hW	16-9	Mercer	12-1
M. 8	aW	11-1	Virginia Tech	13-1
M. 9	aW	14-9	Virginia Tech	14-1
M. 10	aL	2-6	Virginia Tech	14-2
M. 15	hW	12-5	Boston College	15-2
M. 16	hW	11-3	Boston College	16-2
M. 17	hW	9-1	Boston College	17-2
M. 19	hL	4-5	Georgia Southern {TV}	17-3
M. 22	aW	10-0	Florida State {TV}	18-3
M. 22	aL	3-11	Florida State {TV}	18-4
M. 24	aL	6-8	Florida State {TV}	18-5
M. 26	hW	5-4	The Citadel	19-5
M. 29	hW	5-1	Wake Forest {TV}	20-5
M. 30	hW	8-1	Wake Forest {TV}	21-5
M. 30	hL	6-8	Wake Forest {TV}	21-6
A. 2	aL	1-10	Mercer	21-7
A. 3	hW	9-1	Kennesaw State	22-7
A. 5	aL	0-2	Duke	22-8
A. 6	aW	2-1	Duke	23-8
A. 7	aL	0-3	Duke	23-9
A. 9	aW	7-5	Georgia {TV}	24-9
A. 12	hW	2-1	Virginia {TV}	25-9
A. 13	hL	2-7	Virginia {TV}	25-10
A. 14	hW	3-2	Virginia (6) {TV}	26-10
A. 16	hW	14-1	Savannah State	27-10
A. 19	hL	4-13	NC State {TV}	27-11
A. 20	hL	2-6	NC State {TV}	27-12
A. 21	hL	7-8	NC State {TV}	27-13
A. 23	45L%	0-17	Georgia {TV}	27-14
A. 26	aL	3-11	Clemson	27-15
A. 26	aL	3-4	Clemson (11) {TV}	27-16
A. 27	aW	14-9	Clemson	28-16
M. 3	hW	4-2	Coastal Carolina {TV}	29-16
M. 3	hL	4-7	Coastal Carolina {TV}	29-17
M. 5	hL	8-12	Coastal Carolina {TV}	29-18
M. 7	aW	9-2	Ohio State {TV}	30-18
M. 8	aL	2-3	Ohio State	30-19
M. 10	hW	5-4	North Carolina {TV}	31-19
M. 11	hL	1-3	North Carolina {TV}	31-20
M. 12	hW	9-8	North Carolina (11) {TV}	32-20
M. 14	hL	13-14	Georgia (11) {TV}	32-21
M. 16	aL	3-8	Miami {TV}	32-22
M. 17	aL	7-11	Miami {TV}	32-23
M. 18	aW	10-1	Miami {TV}	33-23
M. 22	34W+	4-3	Florida State {TV}	34-23
M. 23	34L+	2-8	Virginia {TV}	34-24
M. 24	34L+	2-3	Virginia Tech {TV}	34-25
M. 31	52L*	4-6	Illinois {TV}	34-26
J. 1	52W*	5-1	East. Tenn. St. {TV}	35-26
J. 2	52W*	6-3	Illinois {TV}	36-26
J. 2	aW*	5-0	Vanderbilt {TV}	37-26
J. 3	aL*	1-7	Vanderbilt {TV}	37-27

%Children's Healthcare of Atlanta Classic, Atlanta, Ga.
+ ACC Tournament
** NCAA Nashville Regional*

2014 (37-27, 14-16 ACC)

Home: 25-11; Away: 6-13; Neutral: 6-3

F. 14	hW#	6-5	Old Dominion	1-0
F. 15	hL#	1-3	Radford	1-1
F. 16	hL#	3-5	VCU	1-2
F. 19	aL	3-4	Georgia Southern	1-3
F. 21	hW	7-3	UNC Greensboro	2-3
F. 22	hW	7-0	UNC Greensboro	3-3
F. 23	hW	12-3	UNC Greensboro	4-3
F. 25	hL (12)	3-5	Kennesaw State	4-4
F. 28	hW	3-2	Bowling Green	5-4
M. 1	hW	8-3	Bowling Green	6-4
M. 2	hW	8-5	Bowling Green	7-4
M. 4	aL	0-1	Georgia [TV]	7-5
M. 7	hL	2-9	Wake Forest [TV]	7-6
M. 8	hL	8-12	Wake Forest	7-7
M. 9	hW	5-1	Wake Forest	8-7
M. 11	hW	7-5	Western Carolina	9-7
M. 14	hL	8-10	Miami [TV]	9-8
M. 15	hW	13-7	Miami	10-8
M. 15	hW	3-2	Miami [TV] (11)	11-8
M. 18	aW	8-7	Kennesaw State	12-8
M. 19	aW	9-4	Georgia State	13-8
M. 21	aL	2-3	North Carolina [TV] (11)	13-9
M. 22	aW	6-5	North Carolina [TV] (13)	14-9
M. 22	aW	9-1	North Carolina [TV]	15-9
M. 25	hL	1-4	Mercer	15-10
M. 28	aL	3-4	Pittsburgh (13)	15-11
M. 29	aL	0-5	Pittsburgh	15-12
M. 30	aL	2-4	Pittsburgh	15-13
A. 2	hW	7-3	Georgia State	16-13
A. 4	hW	7-4	Duke [TV]	17-13
A. 5	hW	5-1	Duke [TV]	18-13
A. 6	hW	1-0	Duke [TV]	19-13
A. 8	hW	13-2	Georgia Southern	20-13
A. 9	hW	12-1	Savannah State	21-13
A. 11	hW	5-3	Florida State [TV]	22-13
A. 12	hW	12-4	Florida State [TV]	23-13
A. 13	hL	4-5	Florida State [TV]	23-14
A. 15	hW	4-1	Georgia [TV]	24-14
A. 18	aL	2-7	Maryland	24-15
A. 19	aL	1-4	Maryland	24-16
A. 20	aW	13-6	Maryland (12)	25-16
A. 23	hL	3-4	Mercer (10)	25-17
A. 25	aW	1-0	NC State [TV]	26-17
A. 26	aL	0-1	NC State [TV]	26-18
A. 27	aL	1-7	NC State [TV]	26-19
M. 2	hW	7-6	Virginia Tech [TV] (11)	27-19
M. 3	hW	3-1	Virginia Tech [TV]	28-19
M. 4	hL	6-7	Virginia Tech [TV]	28-20
M. 6	hW	9-6	North Florida [TV]	29-20
M. 9	aL	3-4	Virginia	29-21
M. 10	aL	3-4	Virginia (11)	29-22
M. 11	aL	1-3	Virginia	29-23
M. 13	45W%	2-0	Georgia [TV]	30-23
M. 15	hL	0-8	South Florida [TV]	30-24
M. 16	hW	3-0	South Florida [TV]	31-24
M. 17	hW	12-5	South Florida [TV]	32-24
M. 20	50W+	5-3	Wake Forest [TV]	33-24
M. 21	50W+	6-3	Miami [TV]	34-24
M. 22	50L+	0-6	Duke [TV]	34-25
M. 23	50W+	3-0	Clemson [TV]	35-25
M. 25	50W+	9-4	Maryland [TV]	36-25
M. 31	53L*	0-8	Washington [TV]	36-26
J. 1	53W*	4-2	Jacksonville State [TV]	37-26
J. 1	53L*	2-4	Washington [TV]	37-27

#Battle in Midtown, Atlanta, Ga.
%Children's Healthcare of Atlanta Classic, Atlanta, Ga.
+ ACC Tournament (Champions)
** NCAA Oxford Regional*

2015 (32-23, 13-17 ACC)

Home: 21-8; Away: 9-13; Neutral: 2-2

F. 13	hW	17-3	St. John's	1-0
F. 14	hL	4-9	Fordham	1-1
F. 14	hW	7-5	Fordham	2-1
F. 17	aW	7-4	Georgia Southern [TV]	3-1
F. 21	54W#	16-9	FIU	4-1
F. 21	aL#	5-7	Coastal Carolina	4-2
F. 22	54W#	9-8	Albany	5-2
F. 24	aL	1-7	Auburn [TV]	5-3
F. 27	hW	1-0	Indiana State	6-3
F. 28	hW	15-2	Indiana State	7-3
M. 1	hW	7-1	Indiana State	8-3
M. 3	hW	7-6	Ohio (12)	9-3
M. 6	hL	2-3	Notre Dame (10) [TV]	9-4
M. 7	hW	11-7	Notre Dame [TV]	10-4
M. 8	hW	4-1	Notre Dame [TV]	11-4
M. 10	hW	22-6	Georgia Southern [TV]	12-4
M. 13	aW	5-2	Duke [TV]	13-4
M. 14	aL	3-6	Duke [TV]	13-5
M. 15	aW	4-0	Duke [TV]	14-5
M. 17	aW	7-6	Kennesaw State (11)	15-5
M. 20	hL	3-5	North Carolina [TV]	15-6
M. 21	hW	6-5	North Carolina [TV]	16-6
M. 21	hL	1-5	North Carolina [TV]	16-7
M. 24	hW	4-1	Auburn [TV]	17-7
M. 27	aL	1-4	Louisville [TV]	17-8
M. 28	aL	3-8	Louisville [TV]	17-9
M. 29	aL	1-4	Louisville [TV]	17-10
M. 31	aW	13-6	Georgia [TV]	18-10
A. 1	aW	6-3	Georgia State	19-10
A. 3	aW	11-5	Virginia Tech	20-10
A. 4	aL	8-9	Virginia Tech	20-11
A. 5	aW	7-6	Virginia Tech	21-11
A. 7	hW	4-3	Mercer	22-11
A. 10	hL	4-14	Virginia [TV]	22-12
A. 11	hW	11-4	Virginia [TV]	23-12
A. 12	hW	4-3	Virginia [TV]	24-12
A. 17	aL	0-1	Boston College	24-13
A. 18	aL	1-6	Boston College	24-14
A. 19	aL	0-4	Boston College	24-15
A. 21	hL	6-11	Kennesaw State	24-16
A. 24	hW	4-2	Clemson [TV]	25-16
A. 25	hL	3-11	Clemson [TV]	25-17
A. 26	hW	5-4	Clemson (10) [TV]	26-17
M. 2	hW	5-1	Presbyterian	27-17
M. 2	hW	11-9	Presbyterian	28-17
M. 3	hW	10-2	Presbyterian	29-17
M. 6	aW	9-7	Mercer	30-17
M. 8	hW	9-1	Pittsburgh	31-17
M. 9	hL	6-8	Pittsburgh [TV]	31-18
M. 10	hW	10-3	Pittsburgh	32-18
M. 12	45L%	0-6	Georgia [TV]	32-19
M. 14	aL	0-3	Miami [TV]	32-20
M. 15	aL	1-22	Miami [TV]	32-21
M. 16	aL	4-17	Miami [TV]	32-22
M. 19	34L+	0-11	Virginia [TV]	32-23

 # Caravalle Resort's Baseball at the Beach
%Children's Healthcare of Atlanta Classic, Atlanta, Ga.
+ ACC Tournament

2016 (38-25, 13-16 ACC)

Home: 23-11; Away: 11-10; Neutral: 4-4

F. 19	hW#	5-2	Purdue	1-0
F. 20	hW#	13-0	Western Michigan	2-0
F. 21	hW#	9-1	VCU	3-0
F. 24	aW	6-5	Georgia Southern [TV](16)	4-0
F. 26	hW	4-1	UMBC	5-0
F. 27	hW	9-2	UMBC	6-0
F. 28	hW	6-1	UMBC	7-0
M. 1	hW	11-6	Georgia State	8-0
M. 4	hW	5-4	Western Carolina	9-0
M. 5	hW	14-3	Western Carolina	10-0
M. 6	hW	4-3	Western Carolina	11-0
M. 8	aW	4-1	Auburn [TV]	12-0
M. 11	aL	2-8	Florida State [TV]	12-1
M. 12	aL	9-14	Florida State [TV]	12-2
M. 13	aL	3-8	Florida State [TV]	12-3
M. 15	hL	3-14	Auburn [TV]	12-4
M. 18	hW	14-4	Virginia Tech	13-4
M. 19	hW	8-3	Virginia Tech	14-4
M. 20	hW	16-8	Virginia Tech	15-4
M. 22	aW	13-2	Kennesaw State [TV]	16-4
M. 24	aW	3-2	North Carolina	17-4
M. 25	aL	0-8	North Carolina [TV]	17-5
M. 26	aW	6-0	North Carolina [TV]	18-5
M. 30	hW	6-1	Georgia Southern	19-5
A. 1	hW	3-2	Duke	20-5
A. 2	hL	13-14	Duke (10)	20-6
A. 3	hL	4-10	Duke	20-7
A. 5	aW	6-5	Mercer	21-7
A. 6	hW	4-2	Kennesaw State	22-7
A. 8	aW	6-3	Pittsburgh [TV]	23-7
A. 10	aL	6-13	Pittsburgh [TV]	23-8
A. 12	hL	1-3	Georgia [TV]	23-9
A. 15	hL	3-8	NC State [TV]	23-10
A. 16	hL	6-15	NC State [TV]	23-11
A. 17	hW	16-7	NC State [TV]	24-11
A. 19	hL	8-9	Mercer	24-12
A. 20	aW	11-5	Georgia State	25-12
A. 22	aL	7-8	Clemson (10)	25-13
A. 23	aW	16-1	Clemson	26-13
A. 24	aW	7-5	Clemson	27-13
A. 26	aL	5-13	Georgia [TV]	27-14
A. 29	hW	9-1	Coastal Carolina [TV]	28-14
A. 30	hW	9-8	Coastal Carolina [TV]	29-14
M. 1	hW	4-2	Coastal Carolina [TV] (7)	30-14
M. 7	hW	12-1	Miami	31-14
M. 8	hL	2-12	Miami	31-15
M. 9	hL	6-17	Miami [TV]	31-16

RECORDS

YEAR-BY-YEAR RESULTS/COACHING RECORDS

M. 10	hW	21-3	Savannah State	32-16
M. 13	aL	3-6	Virginia	32-17
M. 14	aL	4-9	Virginia	32-18
M. 15	aW	5-4	Virginia	33-18
M. 17	45W%	6-3	Georgia [TV] (10)	34-18
M. 19	hW	6-3	Boston College [TV]	35-18
M. 21	hL	3-8	Boston College [TV]	35-19
M. 21	hL	6-7	Boston College [TV]	35-20
M. 24	15W+	6-0	Boston College [TV]	36-20
M. 25	15L+	0-4	Miami [TV]	36-21
M. 26	15L+	1-6	Florida State [TV]	36-22
M. 27	15L+	0-5	NC State [TV] (12)	36-23
J. 3	27L*	6-7	Connecticut [TV]	36-24
J. 4	27W*	12-3	Bethune-Cookman [TV]	37-24
J. 5	27W*	7-5	Connecticut [TV]	38-24
J. 5	aL*	1-10	Florida [TV]	38-25

 # Battle in Midtown, Atlanta, Ga.
%Children's Healthcare of Atlanta Classic, Atlanta, Ga.
+ ACC Tournament
** NCAA Gainesville Regional*

2017 (27-28, 11-19 ACC)

Home: 17-13; Away: 10-12; Neutral: 0-3

F. 17	hW#	5-3	BYU [ACC]	1-0
F. 18	hW#	11-3	Marshall [ACC]	2-0
F. 19	hW#	8-3	Western Michigan [ACC]	3-0
F. 21	aW	10-3	Georgia Southern [ESPN3]	4-0
F. 24	hW	15-6	Youngstown State [ACC]	5-0
F. 25	hW	14-6	Youngstown State [ACC]	6-0
F. 26	hL	3-12	Youngstown State [ACC]	6-1
F. 28	hW	12-5	Georgia State [ACC]	7-1
M. 3	hW	12-3	Belmont [ACC]	8-1
M. 4	hW	10-2	Belmont [ACC]	9-1
M. 5	hL	5-11	Belmont [ACC]	9-2
M. 10	aL	8-10	Miami [ACC]	9-3
M. 11	aW	7-5	Miami [ACC] (11)	10-3
M. 12	aL	7-17	Miami [ACC]	10-4
M. 14	hW	2-0	Oklahoma [ACC]	11-4
M. 17	hL	5-6	North Carolina [ACC]	11-5
M. 18	hW	4-2	North Carolina [ACC] (12)	12-5
M. 19	hL	4-7	North Carolina [ACC]	12-6
M. 21	hL	4-7	Auburn [ACC]	12-7
M. 24	aW	7-6	Wake Forest [ACC] (11)	13-7
M. 25	aL	8-17	Wake Forest [ACC]	13-8
M. 26	aL	4-8	Wake Forest [ACC]	13-9
M. 28	aW	11-3	Mercer [ASN]	14-9
M. 31	hL	6-11	Clemson [ACC]	14-10
A. 1	hW	5-1	Clemson [ACC]	15-10
A. 2	hL	6-13	Clemson [ACC]	15-11
A. 4	aW	11-8	Auburn [SEC]	16-11
A. 7	aL	3-4	Notre Dame [ACC]	16-12
A. 8	aL	3-4	Notre Dame [ACC]	16-13
A. 9	aL	6-9	Notre Dame [ACC]	16-14
A. 11	aL	1-5	Georgia [SEC]	16-15
A. 13	hL	0-3	Louisville [ACC]	16-16
A. 14	hL	1-10	Louisville [ACC]	16-17
A. 15	hL	4-5	Louisville [ACC]	16-18
A. 18	hW	8-5	Mercer [ACC]	17-18
A. 19	aW	7-0	Georgia State	18-18
A. 21	aW	13-3	Virginia Tech	19-18
A. 21	aL	4-8	Virginia Tech	19-19
A. 22	aW	6-4	Virginia Tech	20-19
A. 25	hL	5-7	Georgia [ACC]	20-20
A. 28	aW	3-0	UIC [ESPN3]	21-20
A. 28	aL	0-1	UIC [ESPN3]	21-21
M. 6	hW	8-7	Pittsburgh [ACC]	22-21
M. 7	hW	4-3	Pittsburgh [RSN]	23-21
M. 8	hW	5-2	Pittsburgh [ESPNU]	24-21
M. 9	55L%	7-8	Georgia	24-22
M. 12	aL	5-7	Duke [ACC]	24-23
M. 13	aL	5-12	Duke [ACC]	24-24
M. 14	aW	5-3	Duke [ACC]	25-24
M. 16	hW	12-3	Georgia Southern [ACC]	26-24
M. 18	hW	14-7	Virginia [ACC]	27-24
M. 19	hL	3-16	Virginia [ACC]	27-25
M. 20	hL	9-10	Virginia [ACC]	27-26
M. 23	56L+	5-6	Miami [RSN] (13)	27-27
M. 25	57L+	4-5	Wake Forest [ACC]	27-28

 # Atlanta Challenge, Atlanta, Ga.
%Children's Healthcare of Atlanta Classic, Atlanta, Ga. (SunTrust Park)
+ ACC Tournament

[ACC] - ACC Network
[ASN] - American Sports Network
[ESPN3] - ESPN3
[ESPNU] - ESPNU
[RSN] - Regional Sports Network
[SEC] - SEC Network

2018 (31-21, 14-16 ACC)

Home: 25-10; Away: 6-14; Neutral: 0-3

F. 16	hW#	3-2	Minnesota [ACC]	1-0
F. 17	hL#	7-10	Bradley [ACC]	1-1
F. 18	hL#	7-9	UConn (10) [ACC]	1-2
F. 20	aW	7-1	Ga. Southern [ESPN3]	2-2
F. 23	hW	10-0	Dartmouth [ACC]	3-2
F. 24	hW	12-9	Dartmouth [ACC]	4-2
F. 24	hW	11-5	Dartmouth [ACC]	5-2
F. 27	hW	8-0	Arkansas-Pine Bluff [ACC]	6-2
M. 2	hW	5-0	UIC [ACC]	7-2
M. 4	hW	3-2	UIC [ACC]	8-2
M. 7	hL	5-12	UIC [ACC]	8-3
M. 9	aL	2-3	#6 Clemson* [ACC]	9-4
M. 10	aL	3-7	#6 Clemson* [ACC]	9-5
M. 10	aL	2-13	#6 Clemson* [ACC]	9-6
M. 13	aL	7-12	#13 Auburn [SEC]	9-7
M. 16	hW	16-9	Virginia Tech* [ACC]	10-7
M. 17	hL	8-10	Virginia Tech* [ACC]	10-8
M. 18	hW	10-6	Virginia Tech* [ACC]	11-8
M. 20	hW	6-4	#6 Auburn [ACC]	12-8
M. 21	hL	2-6	Mercer [ACC]	12-9
M. 23	aW	13-4	#6 NC State* [ACC]	13-9
M. 23	aL	2-5	#6 NC State* [ACC]	13-10
M. 25	aL	6-9	#6 NC State* [ACC]	13-11
M. 27	hW	3-1	Ga. Southern [ACC]	14-11
M. 30	hW	6-1	Miami* [ACC]	15-11
M. 31	hW	13-4	Miami* [ACC]	16-11
A. 1	hW	4-1	Miami* [ACC]	17-11
A. 3	aL	0-4	#17 Georgia [SEC]	17-12
A. 6	hL	2-10	#6 Florida State* [ACC]	17-13
A. 7	hW	2-1	#6 Florida State* [ACC]	18-13
A. 8	hW	16-3	#6 Florida State* [ACC]	19-13
A. 10	aW	16-8	Mercer [ESPN3]	20-13
A. 11	hL	2-5	Georgia State [ACC]	20-14
A. 13	aW	7-3	Pittsburgh* [ACC]	21-14
A. 14	aL	3-4	Pittsburgh* (14) [ACC]	21-15
A. 15	aL	5-6	Pittsburgh* [ACC]	21-16
A. 18	hW	17-7	Kennesaw State [ACC]	22-16
A. 20	aL	3-9	#8 North Carolina* [ACC]	22-17
A. 21	aL	8-9	#8 North Carolina* [ACC]	22-18
A. 22	aL	3-10	#8 North Carolina* [ACC]	22-19
A. 25	hL	3-8	#20 Georgia [ACC]	22-20
A. 27	hW	7-0	Wake Forest* [ACC]	23-20
A. 28	hW	5-1	Wake Forest* [ACC]	24-20
A. 29	hL	3-6	Wake Forest* [ACC]	24-21
M. 4	hW	6-5	Radford [ACC]	25-21
M. 5	hW	11-8	Radford (10) [ACC]	26-21
M. 6	hW	4-0	Radford [ACC]	27-21
M. 8	nL%	1-3	#15 Georgia	27-22
M. 11	aL	6-8	Virginia* [ACC]	27-23
M. 12	aW	5-1	Virginia* [ACC]	28-23
M. 14	aL	4-8	Virginia* [ESPNU]	28-24
M. 15	hW	8-5	SEMO [ACC]	29-24
M. 17	hW	9-6	#10 Duke* [ACC]	30-24
M. 18	hW	20-7	#10 Duke* [ACC]	31-24
M. 19	hL	5-12	#10 Duke* [ACC]	31-25
M. 22	nL+	1-2	Pittsburgh* [RSN	31-26
M. 25	nL+	0-9	#5 North Carolina* [RSN]	31-27

 # Atlanta Challenge, Atlanta, Ga.
%Children's Healthcare of Atlanta Classic, Atlanta, Ga. (SunTrust Park)
+ ACC Tournament

[ACC] - ACC Network
[ESPN3] - ESPN3
[ESPNU] - ESPNU
[RSN] - Regional Sports Network
[SEC] - SEC Network

COACHING RECORDS

WINS

Coach ..... Record

1. Danny Hall (1994-present) 1,19-532-1
2. Jim Morris (1982-1993) 504-244-1
3. Jim Luck (1962-1981) 320-280-5
4. Joe Pittard (1946-1961) 169-173-7
5. John Heisman (1904-1917) 163-97-5
6. Kid Clay (1921-1931) 147-99-5
7. Bobby Dodd (1932-1939) 43-64-2
8. Joe Bean (1918-1920) 35-18
9. Roy Mundorff (1940-1943) 26-36-1
10. Coach Todd (1900-1901) 12-9
11. Coach Irving (1903) 9-9
12. Sammy Strang (1902) 5-8

* (1895-1899) 4-9

WINNING PERCENTAGE

Coach ..... Record (Winning %)

1. Jim Morris (1982-93) ..... 504-244-1 (.674)
2. Danny Hall (1994-present). 1,019-532-1 (.657)
3. Joe Bean (1918-20) ..... 35-18 (.660)
4. John Heisman (1904-17) ..... 163-97-5 (.625)
5. Kid Clay (1921-31) ..... 147-99-5 (.596)
6. Coach Todd (1900-01) ..... 12-9 (.571)
7. Jim Luck (1962-81) ..... 320-280-5 (.533)
8. Coach Irving (1903) ..... 9-9 (.500)
9. Joe Pittard (1946-61) ..... 169-173-7 (.494)
10. Roy Mundorff (1940-43) ..... 26-36-1 (.421)
11. Bobby Dodd (1932-39) ..... 43-64-2 (.404)
12. Sammy Strang (1902) ..... 5-8 (.385)

* (1895-1899) ..... 4-9 (.308)

TENURE

Coach ..... Seasons

1. Danny Hall (1994-present) 25
2. Jim Luck (1962-1981) 20
3. Joe Pittard (1946-1961) 16
4. John Heisman (1904-1917) 14
5. Jim Morris (1982-1993) 12
6. Kid Clay (1921-1931) 11
7. Bobby Dodd (1932-1939) 7
8. Roy Mundorff (1940-1943) 4
9. Joe Bean (1918-1920) 3
10. Coach Todd (1900-1901) 2
11. Coach Irving (1903) 1
12. Sammy Strang (1902) 1

* (Unknown coach/coaches ..... 1895-1899)

** coach/coaches unknown*

COACHING RECORDS

UNKNOWN

1895....0-0
1896....0-1
1897....1-2
1898....1-3
1899....2-3
5 seasons....4-9

COACH TODD

1900....3-4
1901....9-5
2 seasons....12-9

SAMMY STRANG

1902....5-8
1 season....5-8

COACH IRVING

1903....9-9
1 season....9-9

JOHN HEISMAN

1904....15-7
1905....13-4
1906....23-3
1907....10-5-1
1908....9-12
1909....13-8-1
1910....11-5-1
1911....7-6
1912....8-10
1913....9-8
1914....12-8
1915....7-8-2
1916....14-6
1917....12-7
14 seasons....163-97-5

JOE BEAN

1918....10-7
1919....9-9
1920....16-2
3 seasons....35-18

KID CLAY

1921....18-4-1
1922....14-9
1923....16-2-2
1924....9-14
1925....14-7
1926....21-4-1
1927....18-10
1928....15-6
1929....6-14-1
1930....8-16
1931....8-13
11 seasons....147-99-5

BOBBY DODD

1932....4-11-2
1933....4-10 (3-7 SEC)
1934....10-10 (8-9 SEC)
1935....7-6 (3-3 SEC)
1936....No Team
1937....4-7 (4-7 SEC)
1938....7-10 (5-8 SEC)
1939....7-10 (3-9 SEC)
7 seasons....43-64-2 (26-43 SEC)

ROY MUNDORFF

1940....5-10-1 (5-9-1 SEC)
1941....10-8 (10-8 SEC)
1942....8-10 (7-7 SEC)
1943....3-8 (2-5 SEC)
4 seasons....26-36-1 (24-21 SEC)

1944....No Team
1945....No Team

JOE PITTARD

1946....10-2
1947....7-6 (6-6 SEC)
1948....11-9 (11-7 SEC)
1949....10-14 (9-11 SEC)
1950....7-11 (7-11 SEC)
1951....11-12 (8-12 SEC)
1952....8-11-1 (8-11-1 SEC)
1953....8-13 (7-10 SEC)
1954....9-13-1 (6-10 SEC)
1955....15-9 (10-6 SEC)
1956....11-12 (4-9 SEC)
1957....18-8-1 (13-3 SEC)
1958....7-17 (5-12 SEC)
1959....17-19-2 (11-4 SEC)
1960....14-11 (9-7 SEC)
1961....6-16-2 (6-11 SEC)
16 seasons....169-173-7 (120-130-1 SEC)

JIM LUCK

1962....8-16 (6-11 SEC)
1963....9-18 (4-13 SEC)
1964....9-15 (3-10 SEC)
1965....20-8-2
1966....14-16
1967....21-11
1968....21-13
1969....16-12
1970....17-7-1
1971....31-6
1972....21-10
1973....20-6-2
1974....20-17
1975....12-17
1976....12-22
1977....18-12
1978....14-15
1979....15-16
1980....8-19 (3-10 ACC)
1981....14-24 (1-13 ACC)
20 seasons....320-280-5 (13-34 SEC)
....(4-23 ACC)

JIM MORRIS

1982....29-20 (6-8 ACC)
1983....38-15 (6-8 ACC)
1984....36-19 (5-7 ACC)
1985....42-19-1 (6-7-1 ACC)
1986....45-23 (10-4 ACC)
1987....51-14 (17-4 ACC)
1988....45-24 (12-8 ACC)
1989....38-26 (13-6 ACC)
1990....46-25 (9-9 ACC)
1991....42-26 (12-8 ACC)
1992....45-19 (14-9 ACC)
1993....47-14 (16-6 ACC)
12 seasons....504-244-1 (126-84-1 ACC)

DANNY HALL

1994....50-17 (16-8 ACC)
1995....38-22 (16-8 ACC)
1996....40-24 (13-11 ACC)
1997....46-15 (19-4 ACC)
1998....41-22 (14-9 ACC)
1999....38-20 (12-12 ACC)
2000....50-16 (18-6 ACC)
2001....41-20 (13-11 ACC)
2002....52-16 (14-9 ACC)
2003....44-18 (17-7 ACC)
2004....44-21 (18-5 ACC)
2005....45-19 (22-8 ACC)
2006....50-18 (19-11 ACC)
2007....32-25 (15-14 ACC)
2008....41-21 (16-14 ACC)
2009....38-19-1 (17-10-1 ACC)
2010....47-15 (21-9 ACC)
2011....42-21 (22-8 ACC)
2012....38-26 (12-18 ACC)
2013....37-27 (15-15 ACC)
2014....37-27 (14-16 ACC)
2015....32-23 (13-17 ACC)
2016....38-25 (13-16 ACC)
2017....27-28 (11-19 ACC)
2018....31-27 (14-16 ACC)
25 seasons....1,019-532-1 (394-281-1 ACC)

#1 Xzavion Curry
RHP/SS • R/R • 5-10 • 183
Junior

#2 Carter Hall
OF/INF • R/R • 6-0 • 181
Redshirt Junior

#3 Billy Zinnershine
SS • L/R • 5-11 • 170
Freshman

#4 Cole Neuber
RHP/OF • R/R • 6-2 • 189
Sophomore

#5 Colin Hall
OF • L/R • 5-11 • 178
Sophomore

#6 Michael Guldberg
INF/OF • R/R • 6-0 • 168
Sophomore

#7 Luke Waddell
INF • L/R • 5-9 • 171
Sophomore

#8 Jonathan Hughes
RHP • R/R • 6-2 • 190
Redshirt Junior

#9 Charlie Benson
INF • S/R • 5-11 • 175
Freshman

#10 Chase Murray
OF • L/R • 6-0 • 189
Junior

#11 Tristin English
RHP/1B • R/R • 6-3 • 214
Redshirt Junior

#14 Austin Wilhite
INF • R/R • 5-9 • 171
Junior

#15 Hugh Chapman
RHP • R/R • 6-3 • 213
Sophomore

#16 Kyle McCann
C/1B • L/R • 6-2 • 217
Junior

#18 Cameron Turley
C/RHP • R/R • 6-4 • 201
Sophomore

#19 Cort Roedig
RHP • R/R • 6-2 • 180
Freshman

#20 Jamie Taylor
C/RHP • R/R • 6-1 • 197
Sophomore

#21 Brant Hurter
LHP • L/L • 6-6 • 228
Sophomore

#22 Baron Radcliff
OF • L/R • 6-4 • 228
Sophomore

#23 Oscar Serratos
INF/RHP • R/R • 6-3 • 183
Sophomore

#24 Jake Lee
RHP • R/R • 5-11 • 175
Senior

#25 Ryan Miller
OF/INF • R/R • 6-2 • 195
Freshman

#26 Paxton Rigby
OF/1B • L/R • 6-3 • 203
Junior

#27 Luke Bartnicki
LHP • L/L • 6-3 • 210
Freshman

#28 Walker Barlow
LHP • L/L • 6-2 • 200
Freshman

#31 Nick Wilhite
OF/LHP • L/L • 5-9 • 150
Junior

#32 Joseph Mannelly
LHP • L/L • 6-3 • 212
Sophomore

#34 Will Shirah
LHP/OF • S/L • 6-2 • 195
Redshirt Freshman

#35 Jackson Webb
INF • S/R • 6-0 • 175
Redshirt Junior

#37 Keyton Gibson
LHP • L/L • 6-2 • 207
Senior

#38 Robert Winborne
RHP • R/R • 6-2 • 192
Senior

#39 Jake Brace
RHP • R/R • 5-11 • 182
Sophomore

#40 Micah Carpenter
RHP • R/R • 5-11 • 192
Senior

#41 Amos Willingham
RHP • R/R • 6-4 • 220
Junior

#42 Connor Thomas
LHP • L/L • 5-11 • 175
Junior

#43 Jack Friedman
RHP • R/R • 6-1 • 210
Freshman

#17 Danny Hall
Head Coach

#36 Jason Howell
Assistant Coach
Pitching

#13 James Ramsey
Assistant Coach
Hitting

#30 Dan Jaffe
Volunteer Assistant
Coach

GEORGIA TECH®

2019 BASEBALL SCHEDULE

FEBRUARY

15	**UIC**	**Russ Chandler Stadium**
16	**RICHMOND**	**Russ Chandler Stadium**
17	**WEST VIRGINIA**	**Russ Chandler Stadium**
19	at Georgia Southern	Statesboro, Ga.
22	**UCLA**	**Russ Chandler Stadium**
23	**UCLA**	**Russ Chandler Stadium**
24	**UCLA**	**Russ Chandler Stadium**
26	**GEORGIA STATE**	**Russ Chandler Stadium**
27	at Georgia State	Atlanta, Ga.

MARCH

1	**NORTHWESTERN**	**Russ Chandler Stadium**
2	**NORTHWESTERN**	**Russ Chandler Stadium**
3	**NORTHWESTERN**	**Russ Chandler Stadium**
5	at Kennesaw State	Kennesaw, Ga.
6	**KENNESAW STATE**	**Russ Chandler Stadium**
8	at Miami (Fla.) *	Miami, Fla.
9	at Miami (Fla.) *	Miami, Fla.
10	at Miami (Fla.) *	Miami, Fla.
12	**GEORGIA SOUTHERN**	**Russ Chandler Stadium**
15	**VIRGINIA ***	**Russ Chandler Stadium**
16	**VIRGINIA ***	**Russ Chandler Stadium**
17	**VIRGINIA ***	**Russ Chandler Stadium**
19	at Mercer	Macon, Ga.
22	at Louisville *	Louisville, Ky.
23	at Louisville *	Louisville, Ky.
24	at Louisville *	Louisville, Ky.
26	**GEORGIA**	**Russ Chandler Stadium**
29	**NOTRE DAME ***	**Russ Chandler Stadium**
30	**NOTRE DAME ***	**Russ Chandler Stadium**
31	**NOTRE DAME ***	**Russ Chandler Stadium**

APRIL

2	at Auburn	Auburn, Ala.
5	**NORTH CAROLINA ***	**Russ Chandler Stadium**
6	**NORTH CAROLINA ***	**Russ Chandler Stadium**
7	**NORTH CAROLINA ***	**Russ Chandler Stadium**
9	at Georgia	Athens, Ga.
12	at Boston College *	Brighton, Mass.
13	at Boston College *	Brighton, Mass.
14	at Boston College *	Brighton, Mass.
16	**AUBURN**	**Russ Chandler Stadium**
18	at Virginia Tech *	Blacksburg, Va
19	at Virginia Tech *	Blacksburg, Va.
20	at Virginia Tech *	Blacksburg, Va.
23	vs. GEORGIA	SunTrust Park (Atlanta, Ga.)
26	**CLEMSON ***	**Russ Chandler Stadium**
27	**CLEMSON ***	**Russ Chandler Stadium**
28	**CLEMSON ***	**Russ Chandler Stadium**

MAY

3	**WESTERN CAROLINA**	**Russ Chandler Stadium**
4	**WESTERN CAROLINA**	**Russ Chandler Stadium**
5	**WESTERN CAROLINA**	**Russ Chandler Stadium**
10	at Duke *	Durham, N.C.
11	at Duke *	Durham, N.C.
12	at Duke *	Durham, N.C.
14	**MERCER**	**Russ Chandler Stadium**
16	**PITTSBURGH ***	**Russ Chandler Stadium**
17	**PITTSBURGH ***	**Russ Chandler Stadium**
18	**PITTSBURGH ***	**Russ Chandler Stadium**
21-26	ACC Baseball Championship	Durham, N.C.

All game times are Eastern Standard Time
(All game dates are subject to change)
Bold = Home Games
* Conference Game