

# GEORGIA TECH®

124<sup>TH</sup> SEASON • 31 NCAA REGIONAL APPEARANCES • 3 COLLEGE WORLD SERIES APPEARANCES • 9 ACC CHAMPIONSHIPS

2019 Official Game Notes | RamblinWreck.com | Contact: Andrew Clausen • aclausen@athletics.gatech.edu • (678) 764-0867

## GEORGIA TECH BY THE NUMBERS

Overall Record	2-1
ACC Record	0-0
at Russ Chandler Stadium	2-1
Road Games	0-0
Neutral Site Games	0-0
Streak	W1
Last 10 Games (incl. '18)	5-5

## 2019 SCHEDULE / RESULTS

DATE	OPPONENT	TV	TIME/RESULT
Feb. 15	UIC	ACCNE	W, 6-3
Feb. 16	RICHMOND	ACCNE	L, 7-1
Feb. 16	WEST VIRGINIA	ACCNE	W, 5-4 (11)
Feb. 19	at Georgia Southern	ESPN+	PPD
Feb. 22	UCLA	ACCNE	4 p.m.
Feb. 23	UCLA	ACCNE	2 p.m.
Feb. 24	UCLA	ACCNE	1 p.m.
Feb. 26	GEORGIA STATE	ACCNE	4 p.m.
Feb. 27	at Georgia State	ESPN3	4 p.m.
Mar. 1	NORTHWESTERN	ACCNE	4 p.m.
Mar. 2	NORTHWESTERN	ACCNE	2 p.m.
Mar. 3	NORTHWESTERN	ACCNE	1 p.m.
Mar. 5	at Kennesaw State	ESPN3	5 p.m.
Mar. 6	KENNESAW STATE	ACCNE	5 p.m.
Mar. 8	at Miami (Fla.) *	ACCNE	7 p.m.
Mar. 9	at Miami (Fla.) *	ACCNE	7 p.m.
Mar. 10	at Miami (Fla.) *	ACCNE	1 p.m.
Mar. 12	GEORGIA SOUTHERN	ACCNE	6 p.m.
Mar. 15	VIRGINIA *	ACCNE	6 p.m.
Mar. 16	VIRGINIA *	ACCNE	2 p.m.
Mar. 17	VIRGINIA *	ACCNE	1 p.m.
Mar. 19	at Mercer	ACCNE	6 p.m.
Mar. 22	at Louisville *	ACCNE	6 p.m.
Mar. 23	at Louisville *	ACCNE	1 p.m.
Mar. 24	at Louisville *	ACCNE	1 p.m.
Mar. 26	GEORGIA	ACCNE	7 p.m.
Mar. 29	NOTRE DAME *	ACCNE	6 p.m.
Mar. 30	NOTRE DAME *	ACCNE	4 p.m.
Mar. 31	NOTRE DAME *	ACCNE	1 p.m.
Apr. 2	at Auburn		7 p.m.
Apr. 5	NORTH CAROLINA *	ACCNE	6 p.m.
Apr. 6	NORTH CAROLINA *	ACCNE	4 p.m.
Apr. 7	NORTH CAROLINA *	ACCNE	1 p.m.
Apr. 9	at Georgia	SECN	7 p.m.
Apr. 12	at Boston College *	ACCNE	6 p.m.
Apr. 13	at Boston College *	ACCNE	2 p.m.
Apr. 14	at Boston College *	ACCNE	1 p.m.
Apr. 16	AUBURN	ACCNE	6 p.m.
Apr. 18	at Virginia Tech *	ACCNE	6 p.m.
Apr. 19	at Virginia Tech *	ACCNE	6 p.m.
Apr. 20	at Virginia Tech *	ACCNE	1 p.m.
Apr. 23	vs. Georgia (SunTrust Park)		7 p.m.
Apr. 26	CLEMSON *	ACCNE	7 p.m.
Apr. 27	CLEMSON *	ACCNE	4 p.m.
Apr. 28	CLEMSON *	ACCNE	1 p.m.
May 3	WESTERN CAROLINA	ACCNE	6 p.m.
May 4	WESTERN CAROLINA	ACCNE	4 p.m.
May 5	WESTERN CAROLINA	ACCNE	1 p.m.
May 10	at Duke *	ACCNE	6 p.m.
May 11	at Duke *	ACCNE	4 p.m.
May 12	at Duke *	ACCNE	1 p.m.
May 14	MERCER	ACCNE	6 p.m.
May 16	PITTSBURGH *	ACCNE	7 p.m.
May 17	PITTSBURGH *	ACCNE	6 p.m.
May 18	PITTSBURGH *	ACCNE	1 p.m.
May 21-26	2019 ACC Championships (Durham, N.C.)		TBA

## GAMES 4-6: FEBRUARY 22-24 vs. UCLA | ATLANTA, GA



### UCLA BRUINS

Record	.....4-0
Ranking	.....3 (CB/NCBWA/BA) / 4 (D1)
Last Season	.....38-21
Head Coach	.....John Savage
Career Record	.....579-433-2 (18th season)
Record at UCLA	.....491-349-1 (15th season)



### GEORGIA TECH YELLOW JACKETS

Record	.....2-1
Ranking	.....19 (CB)/RV (NCBWA)
Last Season	.....31-27
Head Coach	.....Danny Hall
Career Record	.....1,229-650-1 (32nd season)
Record at GT	.....1,021-533-1 (26th season)

### MATCHUP AT A GLANCE

UCLA	OFFENSE	GT	UCLA	PITCHING/DEFENSE	GT
.270	Batting Avg.	.238	0.00	ERA	3.41
.434	Slugging Pct.	.410	36.0	Innings Pitched	29.0
.424	On-Base Pct.	.351	0	Complete Games	.0
7	Doubles	4	1	Saves	1
5	Triples	1	7.25	K/BB Ratio	4.33
1	Home Runs	4	.110	Opponent's Avg.	.221
27	Walks	15	3	Errors	7
6-of-7	Stolen Bases-Attempts	2-of-2	2	Double Plays	1

All-time Series: UCLA leads 4-2 | Last 10 Meetings: UCLA 4-2  
In Los Angeles, Calif.: UCLA leads 2-1 | In Atlanta, Ga.: UCLA leads 2-1 | Neutral: N/A

### PROBABLE PITCHERS

**FRI:** GT RHP Xzavion Curry (Jr., 1-0, 3.60 ERA) vs. UCLA RHP Zach Pettway (So., 0-0, 0.00 ERA)  
**SAT:** GT LHP Connor Thomas (Jr., 0-0, 0.00 ERA) vs. UCLA RHP Jack Ralston (R-Jr., 1-0, 0.00 ERA)  
**SUN:** GT LHP Brant Hurter (So., 0-0, 0.00 ERA) vs. UCLA RHP Jesse Bergin (Fr., 1-0, 0.00 ERA)

### GAME COVERAGE

Date	TV/Stream	Play-by-Play	Analyst	Radio	PxP/Analyst
Feb. 22	ACC Network Extra	Wiley Ballard	Nick Scherer	WREK 91.1 FM	Brandt Plomaritis/Reid Ferrin
Feb. 23	ACC Network Extra	Wiley Ballard	Nick Scherer	WREK 91.1 FM	Brandt Plomaritis/Reid Ferrin
Feb. 24	ACC Network Extra	Wiley Ballard	Nick Scherer	WREK 91.1 FM	Brandt Plomaritis

Live Stats - buzz.gt/BSB-Stats19

Twitter - @GTBaseball | #TogetherWeSwarm

### TOP STORYLINES

- After its midweek matchup was washed out, No. 19 Georgia Tech baseball returns home to host 3rd-ranked UCLA in a top-20 battle on The Flats.
- Georgia Tech and UCLA are renewing a matchup that is on a 20-year hiatus and began in 1998. The Bruins and Yellow Jackets played three-game series in back-to-back seasons, beginning in Atlanta. UCLA leads the series 4-2.
- The Yellow Jackets are coming off of a heart-stopping Opening Weekend that ended with them defeating West Virginia on a walk-off single by **Nick Wilhite** in the 11th inning.
- Finishing 2-1 on the weekend, Tech won both ways offensively, hitting three homers in one inning to down UIC and manufacturing runs to defeat WVU in extras.
- **Kyle McCann**, **Chase Murray** and **Oscar Serratos** all finished with home runs, with McCann blasting two, while **Michael Guldborg** hit .500 for the weekend as the designated hitter.
- Catcher McCann's homers led the ACC through week one as nobody had more than his two.
- The Yellow Jackets' 1-2 punch in the starting lineup of **Xzavion Curry** and **Connor Thomas** will be back on display after combining for 12.0 innings and 19 strikeouts while allowing just 10 hits, two earned runs and two walks last weekend.
- Only one pitcher in the ACC struck out more than Thomas' 10 and no pitcher in the ACC had more than eight strikeouts without a walk other than Curry.
- Preseason expectations have been at an all-time high as the Yellow Jackets have built themselves into one of the oldest teams in the country, returning seven of nine starters and losing zero starting pitchers from a season ago.
- Georgia Tech enters the weekend ranked as high as No. 19 nationally. *Collegiate Baseball* had ranked the Jackets at 17th overall in the preseason, while receiving votes in the NCBWA national poll.

**2019 QUICK FACTS****GENERAL INFORMATION**

<b>School</b>	Georgia Institute of Technology (Georgia Tech)
<b>Location</b>	Atlanta, Ga. 30332
<b>Enrollment</b>	25,000
<b>Founded</b>	1885
<b>Nickname</b>	Yellow Jackets, Ramblin' Wreck
<b>Mascot</b>	"Buzz" the Yellow Jacket
<b>Official Colors</b>	Tech Gold and White
<b>Conference</b>	Atlantic Coast Conference (ACC)
<b>President</b>	Dr. G.P. "Bud" Peterson
<b>Faculty Athletic Representative</b>	Charles L. Isbell, Jr.
<b>Director of Athletics</b>	Todd Stansbury
<b>Website</b>	www.RamblinWreck.com

**BASEBALL STAFF** (up to date records)

<b>Head Coach</b>	Danny Hall
<b>Alma Mater, Year</b>	Miami-Ohio, 1977
<b>Overall Record</b>	1,229-650-1 (.654), 32nd year
<b>Record at GT</b>	1,021-533-1 (.657), 26th year
<b>Office Phone</b>	(404) 894-5471
<b>Assistant Coach / Recruiting</b>	Jason Howell (7th year)
<b>Alma Mater, Year</b>	North Carolina, 2002
<b>Assistant Coach</b>	James Ramsey (1st year)
<b>Alma Mater, Year</b>	Florida State, 2012
<b>Volunteer Coach</b>	Dan Jaffe (1st year)
<b>Alma Mater, Year</b>	Pacific, 2014
<b>Director of Baseball Operations</b>	Nick Scherer
<b>Director of Player Personnel</b>	Rick Hubbard
<b>Strength and Conditioning</b>	Steve Tamborra
<b>Athletic Trainer</b>	Paul Wolkoff
<b>Equipment Manager</b>	David McDaniel

**HISTORICAL INFORMATION** (up to date records)

<b>Record Since 1895</b>	2,458-1,579-27 (.609)
<b>Record at Russ Chandler Stadium</b> (1985-present)	915-285-1 (.762)
<b>ACC Regular Season Record</b> (1980-present)	521-385-2 (.575)
<b>ACC Regular Season Championships</b>	7 1987, 1993, 1997, 2000, 2004, 2005, 2011
<b>ACC Tournament Appearances</b>	38
<b>ACC Tournament Record</b>	78-61 (.561)
<b>ACC Tournament Championships</b>	9 1985, 1986, 1987, 1988, 2000, 2003, 2005, 2012, 2014
<b>NCAA Tournament Appearances</b>	31 1959, 1971, 1985, 1986, 1987, 1988, 1989, 1990, 1991, 1992, 1993, 1994, 1995, 1996, 1997, 1998, 2000, 2001, 2002, 2003, 2004, 2005, 2006, 2008, 2009, 2010, 2011, 2012, 2013, 2014, 2016
<b>NCAA Tournament Record</b>	71-63 (.530)
<b>NCAA Super Regional Appearances</b>	5 2000, 2002, 2004, 2005, 2006
<b>College World Series Appearances</b>	3 1994 (2nd), 2002 (T-5th), 2006 (T-7th)
<b>College World Series Record</b>	4-5 (.444)

**STADIUM INFORMATION**

<b>Name</b>	Russ Chandler Stadium
<b>Year Opened</b>	1985
<b>Year Renovated</b>	2001
<b>Capacity</b>	4,157
<b>Dimensions</b>	329-382-390-350-334
<b>Fence Height</b>	10 feet
<b>Press Box Number</b>	(404) 894-3167
<b>Address</b>	Fowler Street & Fifth Street, Atlanta, Ga. 30332

**2019 TEAM INFORMATION**

<b>Lettermen (R/L)</b>	22/11
<b>Starting Position Players (R/L)</b>	7/3
<b>Starting Pitchers (R/L)</b>	4/1
<b>Newcomers</b>	13

**2018 YEAR IN REVIEW**

<b>Overall Record</b>	27-28
<b>ACC Record</b>	11-19
<b>ACC Finish</b>	5th, Coastal
<b>ACC Tournament</b>	0-2
<b>Final Ranking</b>	None

• **Tristin English** will look to carry forward his momentum from being a Cape Cod All-Star last summer. The redshirt-junior is a two-time 2019 preseason all-American entering this weekend, as he's expected to be one of the country's top two-way players.

• The Yellow Jackets will have to contend with the loss of Joey Bart and Wade Bailey to the MLB Draft, but **Kyle McCann** and **Luke Waddell** have looked primed and ready to take over at catcher and second base, respectively.

**STRENGTH-OF-SCHEDULE**

• Head coach **Danny Hall** has talked frequently about how the 2019 slate for Georgia Tech is the hardest its ever scheduled.

• The Yellow Jackets welcome five top-25 teams to Russ Chandler Stadium this spring, including No. 3 UCLA, No. 6 North Carolina, No. 9 Georgia (*D1Baseball*), No. 17 Clemson and No. 22 Auburn (NCBWA).

• Tech also has to go on the road to play Louisville, who ranks as high as No. 4 in the country.

**NEW FACES ON STAFF**

• Georgia Tech baseball fans will notice new faces coaching the base-runners at first and third this season.

• The Yellow Jackets added two new coaches to its staff this offseason in **James Ramsey** and **Dan Jaffe**.

• Ramsey, a former first-round MLB Draft pick, All-American and ACC Player of the Year at Florida State, will handle coaching duties for the outfield and hitters.

• Jaffe, the new volunteer assistant coach who worked extensively with the country's top catchers in Cape Cod, will work with Tech's catching corps.

**PITCHING DEPTH**

• Not losing a single starter from its bullpen this offseason, Georgia Tech returns one of the top bullpens in the nation this season with **Xzavion Curry**, **Connor Thomas** and **Brant Hurter** -- all three projected high draft picks this summer.

• In addition to **Tristin English**, the Jackets have also added the top left-handed hurler in the state of Georgia in **Luke Bartnicki** this offseason. Bartnicki was selected in the MLB Draft after high school, but opted to remain committed to Georgia Tech.

• Bartnicki entered the West Virginia game last week with runners on second and third and two outs in the top of the 11th and struck the batter out to end the inning and give Tech the ability to walk it off in the bottom half.

• Tech has also added JUCO transfer junior **Amos Willingham**. Willingham adds instant experience in a tall 6-4 frame after spending two years at Sneed St. Community College.

**ROAD STRUGGLES**

• Georgia Tech will have to bounce back from a 2018 season that had them struggle on the road.

• The Yellow Jackets finished 6-17 last season away from Russ Chandler Stadium, including 0-3 in neutral-site games.

• In true road games last season, Tech hit just .255, reaching base 34.8 percent. They averaged 9.2 hits/game, 1.1 homers and struck out 9.5 times compared to .323 hitting and .405 on-base percentage, and 11.3 hits/gm, 1.3 homers and only 7.6 strikeouts.

**HOME SWEET HOME**

• On the flip side, the Yellow Jackets also enjoy a distinct home-field advantage, finishing last season 25-10 overall and 11-4 in the ACC at Russ Chandler Stadium.

• Tech recorded 45 home runs at home in 2018 and outscored its opponents 237-160 overall.

• En route to leading the ACC through the regular season last year in hitting, Tech's offense hit .323 at home last year, while the pitching staff held its foes to a .258 average and struck out 322 batters compared to just 101 walks over 317.0 innings of work at home.

**LAST TIME OUT**

• Georgia Tech is coming off a 2-1 opening weekend before its midweek matchup at Georgia Southern was postponed due to weather.

• The Yellow jackets used three home runs (by **Kyle McCann**, **Chase Murray** and **Oscar Serratos**) in the third inning to dispatch Illinois-Chicago, 6-3, before falling to Richmond in the first of two on Saturday.

• The nightcap between Tech and West Virginia ended up having fireworks as the two faced another Power 5 program for the first time in each other's schedule.

• Tech used a 7.0-inning, zero-earned-run, 10-strikeout outing from junior LHP **Connor Thomas** to shut them out with a 4-0 lead before costly errors made it a new ballgame at 4-all.

• Relief pitchers **Tristin English**, **Keyton Gibson** and freshman **Luke Bartnicki** all carried the Jackets into extras, keeping the Mountaineers off the board, including a two-out, runners at second and third jam by Bartnicki.

• In the bottom of the 11th, center-fielder **Nick Wilhite** in a lefty-left matchup sent one through the opposite gap to bring home **Colin Hall** and bring on the victory and celebration.

**NOTING UCLA**

• The UCLA Bruins enter the weekend a perfect 4-0 with a perfect 0.00 ERA after allowing just three unearned runs through its first week.

• UCLA has outscored its opponents 28-3 to start the new season, having only one close game.

• The Bruins' Friday night contest saw a pitching duel unfold and St. John's take a 2-0 lead. Through a bunt, walk and catcher's interference call, UCLA worked its way back into the lead, ultimately taking the victory.

• Prior to Friday night's game, there was a 30 minute rain delay.

• At the plate, the Bruins have been led by Jake Pries, who enters the weekend batting .500 after a 5-for-10 opening week. In addition to five RBI, Pries also smashed one double, two triples and crossed the plate four times himself.

• Behind him is Jeremy Ydens (.385), Ryan Kreidler (.357) and Garrett Mitchell (.357) as four players currently hit north of .300.

• The real story to UCLA through week one is surviving with a 0.00 ERA.

• The Bruins are expected to start the same trio of Zach Pettway, Jack Ralston and Jesse Bergin, who all pitched shutouts last weekend.

• Pettway had two runs plated on his watched, but they were unearned as errors paved the way for the scores.

• All three of their probably starters fanned seven hitters or more last weekend with the top being nine by Pettway and Bergin.

• Georgia Tech and UCLA are renewing a matcup that started 21 years ago.

• In a home-and-home matchup that started on The Flats in 1998, the two teams squared off for a back and forth series to start.

• UCLA leads the series 4-2, with Georgia Tech having only won Friday night games thus far in the season.

## GEORGIA TECH-UCLA SERIES RESULTS

DATE	H/A	W/L/T	SCORE GT RESULT
2-6-1998	H	W	16-7
2-7-1998	H	L	9-10
2-8-1998	H	L	11-13
2-5-1999	A	W	13-8
2-6-1999	A	L	3-12
2-7-1999	A	L	1-6

## OFFENSE

• Georgia Tech baseball hit below .300 as a team to start the season but saw glimpses of what may be while still managing to find ways to win.

• Shining early was the designated hitter for most of the weekend, **Michael Guldberg**. He batted .500 for the weekend, going 3-for-6 overall with an RBI. He, **Tristin English** and **Nick Wilhite** were the lone Tech starters to not strike out last weekend.

• **Austin Wilhite** had a hit in all three of Tech's games this weekend, batting .400 with an RBI and a wild triple to deep right field that he stretched.

• The firepower moment of the weekend came in the first game against Illinois-Chicago when **Kyle McCann** launched a solo shot before **Tristin English** walked and **Chase Murray** and **Oscar Serratos** blasted back-to-back homers.

• Tech is coming of another stellar offensive season in which it led the Atlantic Coast Conference in hitting (.296) and hits (585) for the regular season.

• En route to leading the ACC, the Yellow Jackets touted the top-3 best hitters in the ACC in Joey Bart (.359), Wade Bailey (.339) and Murray (.343).

• Tech will have to replace Bart and Bailey after losing them to the MLB Draft, but return three other .300 hitters from a season ago.

• In addition to Murray, **Oscar Serratos** (.311) and **Kyle McCann** (.300) both hit above the mark last season.

## TRISTIN ENGLISH

• Also returning is two-time 2019 preseason all-American **Tristin English**, who started the season batting .273 from first base, getting a monster double, three runs and an RBI.

• Failing to strike out even once, English finished the weekend with a .467 on-base percentage.

• English is expected to be a big bat in the lineup after leading the team with 60 RBI in 2018 and also hitting .279 for 63 hits and 13 doubles, went on to be a Cape Cod All-Star this past summer.

• His 60 runs driven in ranked tied for sixth in the ACC, thanks largely to logging two RBI or more in 16 games last season.

• English's best last season was six RBIs in the win over Virginia Tech on March 16.

• Last year, English was named a mid-season first-team all-American by *Perfect Game*/Rawlings and a mid-season all-American by D1Baseball.

• During the annual intrasquad White vs. Gold scrimmage, English showed his return to power as well, hitting three home runs on consecutive at-bats and not one of them was even close.

• While in the Cape Cod league, he batted .300 overall, driving home 19 RBI and blasting five home runs. On the mound, English tossed nearly 70 combined innings – his first summer pitching action since undergoing successful Tommy John surgery in January 2017.

## JACKETS IN THE POLLS

WEEK	BA	CB	USA	NCBWA	D1	PG
Preseason	-	17	-	31	-	-
Feb. 18	-	19	-	RV	-	-
Feb. 25						
Mar. 4						
Mar. 11						
Mar. 18						
Mar. 25						
Apr. 1						
Apr. 8						
Apr. 15						
Apr. 22						
Apr. 29						
May 6						
May 13						
May 20						
May 27						
June 2						
June 10						

BA = Baseball America, CB = Collegiate Baseball, USA = USA Today,

NCBWA = NCBWA, D1 = D1Baseball.com, PG = Perfect Game

N/A = poll not out before release of notes

rv = receiving votes

## 2019 ACC STANDINGS

COASTAL DIVISION	ACC	OVERALL
Virginia Tech	0-0	4-0
Duke	0-0	4-0
North Carolina	0-0	4-0
Miami	0-0	4-0
<b>GEORGIA TECH</b>	<b>0-0</b>	<b>2-1</b>
Virginia	0-0	1-3
Pitt	0-0	1-3
ATLANTIC DIVISION	ACC	OVERALL
NC State	0-0	4-0
Florida State	0-0	4-0
Boston College	0-0	3-0
Clemson	0-0	3-1
Louisville	0-0	2-2
Wake Forest	0-0	2-2
Notre Dame	0-0	0-3

## OFFENSE

• Georgia Tech baseball hit below .300 as a team to start the season but saw glimpses of what may be while still managing to find ways to win.

• Shining early was the designated hitter for most of the weekend, **Michael Guldberg**. He batted .500 for the weekend, going 3-for-6 overall with an RBI. He, **Tristin English** and **Nick Wilhite** were the lone Tech starters to not strike out last weekend.

• Austin Wilhite had a hit in all three of Tech's games this weekend, batting .400 with an RBI and a wild triple to deep right field that he stretched.

• The firepower moment of the weekend came in the first game against Illinois-Chicago when **Kyle McCann** launched a solo shot before **Tristin English** walked and **Chase Murray** and **Oscar Serratos** blasted back-to-back homers.

• Tech is coming of another stellar offensive season in which it led the Atlantic Coast Conference in hitting (.296) and hits (585) for the regular season.

• En route to leading the ACC, the Yellow Jackets touted the top-3 best hitters in the ACC in Joey Bart (.359), Wade Bailey (.339) and **Chase Murray** (.343).

• Tech will have to replace Bart and Bailey after losing them to the MLB Draft, but return three other .300 hitters from a season ago.

• In addition to Murray, **Oscar Serratos** (.311) and **Kyle McCann** (.300) both hit above the mark last season.

**TRISTIN ENGLISH**

• Also returning is two-time 2019 preseason all-American **Tristin English**, who started the season batting .273 from first base, getting a monster double, three runs and an RBI.

• Failing to strike out even once, English finished the weekend with a .467 on-base percentage.

• English is expected to be a big bat in the lineup after leading the team with 60 RBI in 2018 and also hitting .279 for 63 hits and 13 doubles, went on to be a Cape Cod All-Star this past summer.

• His 60 runs driven in ranked tied for sixth in the ACC, thanks largely to logging two RBI or more in 16 games last season.

• English's best was last season was six RBIs in the win over Virginia Tech on March 16.

• Last year, English was named a mid-season first-team all-American by *Perfect Game*/Rawlings and a mid-season all-American by D1Baseball.

• During the annual intrasquad White vs. Gold scrimmage, English showed his return to power as well, hitting three home runs on consecutive at-bats and not one of them was even close.

• While in the Cape Cod league, he batted .300 overall, driving home 19 RBI and blasting five home runs. On the mound, English tossed nearly 70 combined innings – his first summer pitching action since undergoing successful Tommy John surgery in January 2017.

**KYLE MCCANN**

• While the loss of Joey Bart from the order and behind the dish may have some worried, GT skipper Danny Hall has been adamant in his confidence in catcher **Kyle McCann** on both fronts.

• McCann stepped up to the challenge, catching two of three games for the Jackets in the opening weekend -- DH'd the first of a doubleheader on Saturday for rest.

• In those two games, McCann finished tied for first in the ACC with two home runs, finishing with a .308 average and a .769 slugging.

• McCann, a year ago, was second in home runs only to Bart, as the sophomore, finishing with 15 to Bart's 16 as he tied for eighth in the ACC. The power hitter's .600 slugging percentage ranked him fifth in the conference, while his 45 RBI was good for second on the team.

• McCann also hit three grand slams last season, which tied for the most among NCAA DI players in the 2018 regular season.

• In Tech's 16-8 win at Mercer on April 10, McCann hit a grand slam in the top of the fifth to erase a four-run deficit.

• Two games later at Pitt on April 13, he hit another grand slam in the top of the ninth to lead Tech to a 7-3 road win.

• In the home win over Kennesaw State on April 18, McCann hit a grand slam to right center field in the second inning.

• McCann's three career grand slams are the most among active Jackets, as Tristin English currently has one for his career.

• He fell just shy of the school-record four grand slams in a single season, as two players, Tyler Green (2005) and Brad Feltes (2008), remained on top the annals.

• McCann is just 34 RBI shy of 100 for his career in just two years at the plate.

• Based on weighted runs created+, McCann ranks third among returning catchers in Division I with 164, behind only Oregon State's Adley Rutschman (196) and Jacksonville State's Nic Gaddis (166).  
- *Weighted Runs Created (wRC) attempts to quantify a player's total offensive value and measure it by runs. + then compares it with league average after considering park effects.*

• McCann is also working toward 100 hits for his career, sitting 15 shy at 85.

**CHASE MURRAY**

• Junior **Chase Murray** exploded last year after finally being healthy.

• He started 2019 by blasting a two-run RBI tank to right center against UIC, the second home run of the inning and the first of back-to-back.

• The standout outfielder finished 2018 ranked second on the team and fifth in the ACC in hitting with a .343 average.

• He also finished ranked tied for sixth in the league for sacrifice flies, having an unheralded skill for driving home runs in key situations.

• His six sac flies last season gave him 11 for his career, bringing him into the top 10 for most in program history since 1998.

**MOST SACRIFICE FLIES, SINCE 1998**

SF's	Player (Years)
1. 21	Matt Gonzalez (2013-16)
21	Jason Basil (1998-2001)
2. 17	Tony Plagman (2007-10)
17	Mott Hyde (2011-14)
4. 15	Luke Murton (2006-09)
15	Matt Skole (2009-11)
6. 13	Matt Wieters (2005-07)
13	Steven Blackwood (2003-06)
8. 12	Whit Robbins (2004-06)
12	Jeremy Slayden (2002-05)
10. 11	<b>Chase Murray (2017-Present)</b>

• Murray also knocked home 39 RBI and finished with 72 hits last season to rank third on the team in both.

• Murray accomplished all this despite missing four games in April 2018 with an upper-body injury.

• Murray is also looking to hit 100 career RBI this season, currently sitting at 65.

**INFELDERS**

• Georgia Tech baseball will get the remaining hitting from the infielders in third baseman **Oscar Serratos**, second-baseman **Luke Waddell** and shortstop **Austin Wilhite**.

• Serratos struggled some at the plate in the opening weekend, but hit one of the three home runs in the third inning against Illinois-Chicago to show his power.

• Serratos survived his first season of collegiate baseball on The Flats admirably, putting together large chunks of quality at-bats at the plate last season.

• On the year overall, Serratos finished .311 -- fourth on the team -- with 37 hits, 14 RBI and eight extra-base hits, despite having only 119 at-bats.

• Playing third was also an adjustment for the young Serratos, who had spent large amounts of his career at shortstop. After a year and an offseason at the position, however, the sophomore looks primed and ready to take over the position full time.

• Where Serratos especially shined last season was in ACC play. Once he found his footing, the frosh third baseman turned into an offensive juggernaut at the plate, leading the team in hitting at a hefty .367 clip.

• In 60 at-bats during conference play, Serratos turned in 22 hits, five extra-base hits and eight RBI to reach a .433 on-base percentage. He also stole four bases during the 22-game stretch.

• His final slugging percentage for 2018 ACC play was .500.

• One of Georgia Tech's biggest losses was veteran senior Wade Bailey who ranked among the top of several hitting categories in program history, while also being a stalwart second baseman. That void will now be filled by Waddell.



## OFFENSE

• Waddell has settled fully into second base this offseason and performed extremely well in the fall scrimmages against South Carolina and Chatt Valley Community College.

• To start the regular season, however, Waddell's bat has been cold as he's gone 1-for-13 from the plate.

• Last year, Waddell was sixth on the team in hitting at .283, getting 34 hits in just 120 at-bats.

• Waddell has teamed up to form the Yellow Jackets' middle infielders with Austin Wilhite.

• A. Wilhite hit extremely well to start the year, bating .400 with an RBI and a monster triple to deep right field to set up a run.

• A. Wilhite hit .249 last season to be a reliable bat in the lineup for most of the season. One of just six Jackets to reach double-digit doubles on the season, A. Wilhite also tallied 30 RBI on the year.

• Defensively, A. Wilhite let the team with 151 assists, fielding at a .951 clip. He finished second on the team -- to Bailey -- with 29 double plays turned in 2018.

## PITCHING

• Georgia Tech began putting the pitching pieces in place last season when its 1-2 punch of **Xzavion Curry** and **Connor Thomas** led the staff toward the top of the charts.

• Georgia Tech pitching led the ACC in walks per nine innings (3.13) and ranked 24th nationally.

• Georgia Tech pitching also led the ACC in strikeout-to-walk ratio (2.82) to rank 12th in the country.

• Tech also ranked third in the ACC in shutouts, turning in five clean sheets on the year.

• Thomas (106 strikeouts) and Curry (101 K's) became the first Yellow Jacket tandem to strike out 100 batters each in the same season since 2011 when Jed Bradley and Buck Farmer fanned 106 apiece.

• It's only the third time under head coach Danny Hall that a duo has accomplished the feat. No duo has done it together back-to-back years.

### TWO PLAYERS WITH 100 STRIKEOUTS, SAME SEASON -- PROGRAM HISTORY

K's	Player	Years
1. 106	Connor Thomas	2018
101	Xzavion Curry	2018
2. 106	Jed Bradley	2011
106	Buck Farmer	2011
3. 184	Brad Rigby	1994
124	Al Gogolin	1994

• The pair separately will also look to become the first Georgia Tech pitchers to punch out 100 batters in back-to-back seasons since Farmer accomplished the feat in 2012 (115) and 2013 (122).

• The pair started off 2019 on track, finishing second and third in the conference with 10 strikeouts (Thomas) and nine strikeouts (Curry) during Opening Weekend.

• The Yellow Jackets accomplished much of their pitching success despite being the youngest staff among Power 5 conference.

• Tech started a freshmen or sophomore in 45 of its 58 games thus far this season in Curry (15), Thomas (15), **Brant Hurter** (11), **Hugh Chapman** (3) and **Will Shirah** (1). The other 13 starts have come by **Tristin English** (9), **Jake Lee** (2), **Jonathan Hughes** (1) and **Keyton Gibson** (1).

### MOST PITCHING STARTS BY UNDERCLASSMEN IN 2018, BY PERCENTAGE -- POWER 5 CONFERENCES

Percentage	Team	Conference
1. 92%	Georgia Tech	ACC
92%	Northwestern	Big Ten
3. 86%	Baylor	Big 12
4. 76%	Michigan	Big Ten

\* research courtesy of College Baseball Analytics

• Last season, Georgia Tech posted five shutouts this season with wins over Dartmouth (10-0), Arkansas-Pine Bluff (8-0, UIC (5-0), Wake Forest (7-0) and Radford (4-0).

• The five shutout victories were the most for GT in a season since the Jackets tallied six in 2014.

• The Yellow Jackets posted back-to-back shutout wins over Arkansas-Pine Bluff (Feb. 27) and UIC (Mar. 2) for the first time since shutting out Duke in two-straight games back on March 31, 2012.

• Both Thomas (No. 1) and Curry (No. 10) ranked among *D1Baseball's* most draft eligible pitchers to start 2019.

### XZAVION CURRY

• Opening Day has become Zay Day over the last two years, as Curry has taken the mound for the Jackets on this occasion in both 2017 and 2018. Curry was victorious in both, taking a 5-3 win over BYU in 2017 and then earning a 3-2 win vs. Minnesota this year.

• Curry is the first Yellow Jacket in the modern era (1973-present) to win three-straight Opening Days starts and only the second Tech pitcher to start three-straight Opening Days since 1973 - Chris Wilson (1995-97).

• Curry's third-straight Opening Day victory last Friday consisted of 5.0 innings, five hits, two runs and nine strikeouts to the tune of a 3.60 ERA.

• As a starter last year, the then-sophomore finished with a team-high eight wins to the tune of a 8-4 record, finishing tied for third in the ACC.

• Curry posted a 4.18 ERA over 92.2 innings of work last season, allowing just 43 earned runs, while striking out 101 and walking just 23.

• He also pitched a complete game on April 27 to join teammate **Connor Thomas** in becoming the first Jackets to record back-to-back complete games since 2011 when Matt Lorenzo and Steve Kelly threw two-straight CG's on Feb. 28 and March 2.

• Then-sophomore Curry was 8-4 last season, which was a team-high in wins.

• Curry posted a 4.18 ERA over 92.2 innings pitched this season, and has allowed just 43 earned runs on 79 hits while striking out 101 batters and walking just 23.

• Curry was also among the ACC's best in striking out batters looking, ranking tied for fifth in the league with 32 hitters left looking.

• With his 32 looking strikeouts last season and one in 2019, Curry now has 63 for his career to move into tied for fifth in program history since 2002.

### MOST STRIKEOUTS LOOKING, CAREER -- SINCE 2002

CG's	Player	Years
1. 113	Deck McGuire	2008-10
2. 85	Buck Farmer	2010-13
74	Jed Bradley	2009-11
4. 66	Brandon Cumpton	2008-10
5. 64	Cole Pitts	2012-16
64	Xzavion Curry	2017-Present
7. 62	Dusty Isaacs	2011-14
8. 60	Brian Burks	2002-04
9. 59	Brad Rulon	2005-08
10. 58	Mark Pope	2009-11

• Curry's best game carving up a lineup last season was his March 30 contest versus Miami where he struck out a career-high 12 batters.

• Curry's 12 Ks were the most strikeouts at the time by a Georgia Tech pitcher since Buck Farmer fanned 14 batters in the Opening Day win over Akron on Feb. 15, 2013.

## PITCHING

• With his 12 punch outs, Curry became just the third pitcher since 2000 to strike out 12 batters or more in an ACC game, joining Jason Neighborgall (12 at Duke on March 4, 2005) and Cory Vance (14 vs. No. 2 UNC on March 17, 2000).

• After a 288-game streak without a pitcher recording double-digit strikeouts for Tech, the Yellow Jackets had a pitcher post 10 strikeouts or more four times over a seven game stretch this year (Curry - 11 at NC State (3/23), Hurter - 10 vs. Georgia Southern (3/27), Curry - 12 vs. Miami (3/30) and Thomas - 10 vs. Miami (3/3) and seven overall.

• He then followed that performance up with his complete-game shutout victory against Wake Forest on April 27.

• Curry's complete-game shutout was the first by a Tech starting pitcher since Josh Hedding went the distance for a two-hit shutout of the nation's No. 2 overall seed Vanderbilt, 5-0, in the 2013 Nashville Regional.

• Curry was only the ninth Tech pitcher since 2002 to record a shutout. Only Kyle Bakker (2) and Mark Pope (4) have had multiple shutouts in the last 17 years.

## CONNOR THOMAS

• The second-half of the Yellow Jackets' "Shake and Bake" starter combo was sophomore Connor Thomas who, now as a junior, seems to have not missed a beat.

• In his Saturday evening start versus 2018 Big 12 semifinalist West Virginia, Thomas went 7.0 innings -- tied for the longest in the ACC last weekend -- and fanned 10 hitters, allowing no earned runs, two walks and just five hits.

• Despite being robbed of a decision victory by untimely errors, Thomas would finish Opening Weekend with the best ACC line for any pitcher versus a Power 5 opponent.

• Last season, Thomas led Georgia Tech with a 3.34 ERA and an impressive 106 strikeouts. He allowed just 36 earned runs in 97.0 innings of work, holding opponents to a .241 average.

• By far the most impressive stat in Thomas' sophomore campaign was his strikeout-to-walk ratio that ranked among the best in the nation.

• Fanning 106 hitters and walking just 10, Thomas finished with a 10.6 ratio.

• Ranking third in the country last season, Thomas is one of only two pitchers in all of Division I with a double-digit ratio to return from 2018.

TOP STRIKEOUT-TO-WALK RATIOS  
RETURNERS FROM 2018 -- DIVISION I

K/BB	Player (Innings Pitched)	Program
1. 16.8	Tim Brennan (88 IP)	St. Joseph's
2. 10.6	Connor Thomas (97 IP)	Georgia Tech
3. 6.8	Jordan Silverman (61 IP)	Rider
4. 6.2	David Leal (87 IP)	Louisiana Tech
6.2	Zach Greene (57 IP)	South Alabama
6. 5.8	Samuel Strickland (81 IP)	Samford
7. 5.6	Ken Waldichuk (92 IP)	St. Mary's (Calif.)

• With Thomas' ability to hammer the zone and force hitters to either take the strike or swing, he's currently on pace to break the Georgia Tech record for fewest walks allowed per nine innings.

• For his two-year career, Thomas currently sports a 1.59 walks/9 inning mark.

## FEWEST WALKS ALLOWED/9 INNINGS

## (MIN. 100 IP) -- GT HISTORY

Walks/9 inn.	Player (Innings Pitched)	Years
1. 1.59	Connor Thomas (107.1 IP)	2017-Present
2. 1.92	Chris Goodman (168.1 IP)	2002-03
3. 2.17	Mark Pope (219.1 IP)	2009-11
4. 2.27	Kyle Bakker (273.0 IP)	2001-03
5. 2.33	Brian Burks (289.1 IP)	2001-04
6. 2.43	Kris Wilson (328.2 IP)	1995-97
7. 2.44	Bill Pridgen (136.1 IP)	1971-72
8. 2.58	Eddie Burns (153.1 IP)	2005-08
9. 2.64	Brandon Gold (191.0 IP)	2014-16
10. 2.71	Chris Myers (146.1 IP)	1991-94

• Thomas threw 106 strikeouts last season to give him 111 for his career and put him on pace to crack the 200-K threshold this season.

• Thomas' team-high 106 K's ranked him tied for fifth in the ACC.

• Thomas and teammate Xzavion Curry (101 K's) became the first Yellow Jacket tandem to strike out 100 batters each in the same season since 2011 when Jed Bradley and Buck Farmer fanned 106 apiece.

• It's only the third time under head coach Danny Hall that a duo has accomplished the feat. No duo has done it together back-to-back years.

• The pair separately will also look to become the first Georgia Tech pitchers to punch out 100 batters in back-to-back seasons since Farmer accomplished the feat in 2012 (115) and 2013 (122).

• For his career, Thomas has worked to another impressive ratio in his strikeouts per nine innings.

• Thomas is only the ninth pitcher in the Danny Hall era to post a strikeout/9 inning ratio on the program history's top-15.

• Thomas' currently sits 15th all-time at a 9.31 ratio.

## MOST STRIKEOUTS/9 INNINGS

## (MIN. 100 IP) -- GT HISTORY

K's/9 inn.	Player (Innings Pitched)	Years
1. 12.59	Jim Poole (188.0 IP)	1985-88
2. 11.50	Ed LaFitte (189.1 IP)	1906-07
3. 10.92	Scott Prather (162.1 IP)	1996-98
4. 10.53	Brad Rigby (339.1 IP)	1992-94
5. 10.43	Jed Bradley (234.0 IP)	2009-11
6. 10.25	Jason Neighborgall (101.0 IP)	2003-05
7. 9.90	Bud Blemker (233.2 IP)	1957-59
8. 9.82	Brad Rulon (146.2 IP)	2005-08
9. 9.79	Chuck Crowder (346.2 IP)	1997-99
10. 9.75	Cory Vance (302.2 IP)	1998-00
11. 9.72	Brett Binkley (176.0 IP)	1991-93
12. 9.55	Connor Thomas (114.1 IP)	2017-Present
13. 9.46	Deck McGuire (291.0 IP)	2008-10
14. 9.37	Jared Hyatt (144.0 IP)	2004-07
9.37	Marc Pisciotta (264.0 IP)	1989-91

*Italics denotes players in the Danny Hall era (1994-present)*

• Thomas also proved to be able to go the distance on numerous occasions, leading the ACC with three complete games in 2018.

• In one season, Thomas claimed the Georgia Tech annals for most complete game. Since 1994, only five Jacket pitchers have more complete games.

## MOST COMPLETE GAMES -- SINCE 1994

CG's	Player	Years
1. 8	Cory Vance	1998-00
2. 7	Chuck Crowder	1996-99
3. 6	Mark Pope	2009-11
4. 5	Buck Farmer	2010-13
5. 4	Kyle Bakker	2002-03
6. 3	Connor Thomas	2017-Present
7. 2	Deck McGuire	2008-10
8. 1	13 Players Tied	

• Thomas' best game fanning hitters was April 28 when he struck out 17 batters against Wake Forest.

• The 17 strikeouts were the most by a Tech pitcher in a single game since current Detroit Tigers' pitcher and former Jacket Buck Farmer struck out 14 batters versus Akron on Feb. 15, 2013.

• His 17 strikeouts were only two shy of the school record of 19 punch outs set by Jerry Bass versus Earlham in 1975.

• The 17 strikeouts were the most by a pitcher in a single game in the ACC this season.

• After a 288-game streak without a pitcher recording double-digit strikeouts for Tech, the Yellow Jackets had a pitcher post 10 strikeouts or more four times over a seven game stretch this year (Curry - 11 at NC State (3/23), Hurter - 10 vs. Georgia Southern (3/27), Curry - 12 vs. Miami (3/30) and Thomas - 10 vs. Miami (3/3) and seven overall.

## STARTERS

• Who will take over the other starting spots is still to-be-determined as the Yellow Jackets have one of the strongest bullpens in the country.

• **Brant Hurter** was a reliable midweek starter for Georgia Tech last season, finishing 5-4 overall in 14 appearances and working to a 6.04 ERA. In 53.2 innings of work, Hurter struck out 56 batters while only allowing 36 earned runs.

• **Tristin English** returned to the mound after recovering from Tommy John Surgery his freshman year. He proved to be a dependable relief pitcher, throwing 57 innings

• English followed up his sophomore campaign with an uber-successful summer in the Cape, earning all-star honors after tossing nearly 70 combined innings.

• English made two appearances during Opening Weekend on the mound for Tech. His first was entering the ninth with a three-run lead over UIC on Friday. It took him nine pitches to end the game and earn the save.

• He also appeared against West Virginia in the eighth inning going 2.0 and allowing one home run, but keeping the game alive, striking out four.

• English will spend a majority of time at first base to keep his bat in the lineup and replace teammate Kyle McCann, who moved to catch, but may see time as a relief pitcher or starter throughout the season.

• Two big additions to the Tech pitching staff is **Amos Willingham**, **Luke Bartnicki** and **Cort Roedig**.

• Willingham is a JUCO transfer who enters as a junior in eligibility. A tall strike thrower with day-one experience could mean a versatile starter on weekdays.

## PITCHING

- Willingham's first appearance was a tough-luck outing that saw five runs scored in 3.1 innings.
- Roedig, a power righty who is projected to be the Saturday starter Opening Weekend, was ranked the No. 17 RHP in the state of Georgia by Perfect Game. He sports a fastball well over 90 already and a good breaking ball as well. His fall and early spring has earned him an opportunity.
- After being a bona fide strike-thrower in the fall and spring, Tech gave Roedig the start against Richmond on Saturday.
- The freshman went just 1.1 innings, walking three and allowing a run. Coach Hall noted afterward that the moment simply got to him, making his first-career start in front of a big crowd.
- Bartnicki, who enters his freshman campaign after being ranked as the top-rated lefty out of the state of Georgia by *Perfect Game*. One of the most elite lefties in the country that won a regional championships, he's run it up to 94-95 in the preseason.
- Bartnicki's first collegiate appearance couldn't have been more dramatic, coming into the game in extra innings versus West Virginia in a 1-0 count with runners at second and third and two outs.
- A lefty-lefty matchup, Bartnicki didn't need many pitches to strike out the hitter, end the inning and give Tech one more at-bat in the bottom of the 11th -- where it would walk the game off.

## RELIEVERS

- One of Georgia Tech's keys this season will be the development of their bullpen. With no shortage of bodies, where everyone ultimately fits into the rotation comes conference action and postseason is still to-be-determined.
- The Jackets will be without their top reliever in **Andy Archer** for the 2019 season, after he underwent successful UCL repair with an internal brace. His recovery is expected to take 6-8 months and he should return to the team in the fall.
- In his stead, alongside those starters who don't find a day in the rotation, **Jonathan Hughes** and **Keyton Gibson** will be looked upon for stretches.
- Hughes finished last year with 13 appearances, a 5.94 ERA and a save while Gibson had the same ERA with 12 appearances.
- Senior **Jake Lee** will again make his mark in short-inning stretches. He finished last season with a 9.68 ERA on 17.2 innings of work.

## WHAT'S IN A QUALITY START?

- A starting pitcher records a quality start when he pitches at least six innings and allows three earned runs or fewer.
- Tech is 1-0 through Week 1 with a quality start -- **Connor Thomas** vs. West Virginia.
- Georgia Tech was 15-5 last season when its starter makes a quality start.

- Tech has won 34 consecutive home quality starts. The last loss Tech endured after a quality start at home came back on March 20, 2015.

- Thomas' quality start at Georgia Southern in 2018 was the first quality start on the road for GT since April 8, 2016 (excluding Curry's neutral site quality start vs. Wake Forest at the 2017 ACC Tournament).

- Thomas has also made eight quality starts - at Georgia Southern (Feb. 20), at Clemson (March 10) vs. Florida State (April 7), at Pitt (April 14), at North Carolina (April 21), vs. Wake Forest (April 28), against Radford (May 5) and at Virginia (May 12).

- **Xzavion Curry** had seven quality starts this season - vs. Dartmouth (Feb. 23), vs. UIC (March 2), at NC State (March 23), vs. Miami (March 30), at Pitt (April 13), vs. Wake Forest (April 27) and against Radford (May 4).

- **Brant Hurter** made three quality starts - vs. Georgia Southern (March 27), at Georgia (April 3) and versus Radford (May 6).

- **Tristin English** also made two quality starts - vs. Miami (April 4) and vs. Florida State (April 8).

## MISCELLANEOUS

**200 K's**

• Georgia Tech Friday night starter **Xzavion Curry** looks climbs toward his milestone of 200 strikeouts in his second year being starter, currently at 175 for his career.

• Saturday starter **Connor Thomas** threw 106 strikeouts last season to give him 111 for his career and put him on pace to crack the 200-K threshold this season.

**THE STRIKEOUT KINGS**

• **Connor Thomas** (106 strikeouts) and **Xzavion Curry** (101 K's) became the first Yellow Jacket tandem to strike out 100 batters each in the same season since 2011 when Jed Bradley and Buck Farmer fanned 106 apeace.

• It's only the third time under head coach Danny Hall that a duo has accomplished the feat. No duo has done it together back-to-back years.

• The pair separately will also look to become the first Georgia Tech pitchers to punch out 100 batters in back-to-back seasons since Farmer accomplished the feat in 2012 (115) and 2013 (122).

**100!**

• Senior relief pitcher **Jake Lee** is working toward his 100th strikeout of his career, currently sitting at 84.

• Junior catcher **Kyle McCann** is just 31 RBI shy of 100 for his career in just two-plus years at the plate.

• Junior outfielder **Chase Murray** is also looking to hit 100 career RBI this season, currently sitting at 65.

• McCann is also working toward 100 hits for his career, sitting 15 shy at 85.

**ATOP THE CONFERENCE**

• Georgia Tech baseball ranks among the most prolific winners in ACC history.

**MOST ACC TOURNAMENT TITLES, SINCE 2000**

	<b>Titles</b>	<b>Years</b>
<b>Georgia Tech</b>	<b>5</b>	<b>2000, 2003, 2005, 2012, 2014</b>
Florida State	5	2002, 2004, 2010, 2015, 2017
Clemson	2	2006, 2016
Virginia	2	2009, 2011
North Carolina	2	2007, 2013

**MOST ACC REGULAR-SEASON, DIVISIONAL TITLES SINCE 2000**

	<b>Titles</b>	<b>Regular-Season Years (Divisional)</b>
Florida State	11	2001, 2002, 2003 (2007, 2008, 2009, 2010*, 2011, 2012, 2013, 2014)
North Carolina	6	(2006, 2007, 2009, 2012, 2013, 2017)
<b>Georgia Tech</b>	<b>4</b>	<b>2000, 2004, 2005 (2011)</b>
Miami	4	(2008, 2014, 2015, 2016)

\*co-champion

**2019 ACC PRESEASON POLL****OVERALL CHAMPION**

Louisville

**ATLANTIC DIVISION****POINTS**

1. Louisville (7)	90
2. Florida State (6)	86
3. Clemson (1)	71
4. NC State	53
5. Wake Forest	49
6. Notre Dame	24
7. Boston College	19

(first-place votes)

**COASTAL DIVISION****POINTS**

1. North Carolina (13)	97
2. Virginia (1)	64
3. Duke	64
4. Miami	61
<b>5. Georgia Tech</b>	<b>59</b>
6. Pitt	24
7. Virginia Tech	23

(first-place votes)

**2019 HONORS****TRISTIN ENGLISH**

First-Team *Perfect Game*/Rawlings Preseason All-American

Second-Team *D1Baseball* Preseason All-America

2019 Golden Spikes Award preseason watch list

*Perfect Game* Preseason All-ACC

**CHASE MURRAY**

*Perfect Game* Preseason All-ACC

**CONNOR THOMAS**

*Perfect Game* Preseason All-ACC



## 2019 RECORD BREAKDOWN

	ACC	Overall
Overall	-	2-1
Home	-	2-1
Road	-	-
Neutral	-	-
Day Games	-	1-1
Night Games (6 p.m. or later)	-	1-0
Yellow Jackets Score First	-	2-0
Opponent Scores First	-	0-1
Yellow Jackets Score in 1st inning	-	1-0
Walk-off Victories	-	1-0

As a Ranked Team (All Polls)	-	-
vs. Ranked Team (All Polls)	-	-
TV/ESPN3/ACC Network Extra Game	-	2-1

vs. LHP (starter)	-	-
vs. RHP (starter)	-	2-1
Yellow Jacket Starter 6+ IP	-	-
Yellow Jacket Starter 7+ IP	-	1-0
Yellow Jacket Starter 8+ IP	-	-

Hitting A Home Run	-	2-0
Not Hitting A Home Run	-	0-1

Out Hit Opponent	-	2-0
Get Out Hit By Opponent	-	0-1
Equal Number of Hits	-	-

February	-	2-1
March	-	-
April	-	-
May	-	-
June	-	-

Monday	-	-
Tuesday	-	-
Wednesday	-	-
Thursday	-	-
Friday	-	1-0
Saturday	-	1-1
Sunday	-	-

One-Run Games	-	1-0
Two-Run Games	-	-
Three-Run Games	-	1-0
Four+ Run Games	-	0-1

Leading After 6	-	2-0
Trailing After 6	-	0-1
Tied After 6	-	-
Leading After 7	-	2-0
Trailing After 7	-	-
Tied After 7	-	-
Leading After 8	-	1-0
Trailing After 8	-	-
Tied After 8	-	1-0

Shutouts	-	-
Extra Innings	-	1-0

Score 0-5 Runs	-	1-0
Score 6+ Runs	-	1-0
Allow 0-5 Runs	-	0-1
Allow 6+ Runs	-	0-1

Commit 0 Errors	-	-
Commit 1 Error	-	1-1
Commit 2+ Errors	-	1-0

## HALL OF FAME COACH

- **Danny Hall** is in his 26th season at Georgia Tech and his 32nd overall as a head coach in 2019. He is the winningest baseball coach in Tech history with 1,019 wins.
- Hall, who won his 1,200th career game on February 24 versus Dartmouth and his 1,000th win at Georgia Tech on March 20, versus nationally ranked Auburn, stands seventh among active Division I coaches in career victories entering the 2018 season.
- In his 40 years of college baseball – both as an assistant and head coach – Hall has been part of over 1,600 victories and seven trips to the College World Series.
- Hall has led Tech to the NCAA Tournament on 20 occasions and guided the Yellow Jackets to the NCAA College World Series in 1994, 2002 and 2006 -- the program's only three berths.



### WINNINGEST ACTIVE DIVISION I BASEBALL COACHES ENTERING 2019 SEASON

1. Mike Martin, Florida State . . . . . 1,987
2. Mike Fox, North Carolina . . . . . 1,429
3. Paul Mainieri, LSU . . . . . 1,415
4. John Anderson, Minnesota . . . . . 1,288
5. Keith Guttin, Missouri St. . . . . 1,259
6. **DANNY HALL, Georgia Tech. . . 1,227**
7. Gary Gilmore, Coastal Carolina . . 1,180
8. Tony Robichaux, La.-Lafayette. . . 1,149
9. Mike Sansing, Kennesaw St. . . . . 1,092
10. Elliott Avent, NC State . . . . . 1,057
11. Brian Shoop, UAB. . . . . 1,027
12. Bill Brown, George Mason. . . . . 1,026
13. Dave Van Horn, Arkansas . . . . . 1,014
14. Rich Hill, San Diego . . . . . 1,002

## HALL BY THE NUMBERS

1,229	career wins as a head coach
1,021	wins at Georgia Tech
134	total draft picks coached at Tech
114	all-ACC honors
94	all-American selections by 35 GT players
52	Tech's school record for wins set in 2002
23	freshman all-Americans
20	NCAA Regional appearances at Tech
13	Academic all-America honors by GT players
13	top-two ACC offensive finishes
7	Yellow Jackets drafted in the first round
6	NCAA Super Regional appearances at Tech
5	ACC tournament titles (2000, 2003, 2005, 2012, 2014)
5	ACC regular season titles (1997, 2000, 2004, 2005, 2011)
3	College World Series appearances (only three in Tech history)

## HALL'S COACHING TREE

### HEAD COACHES

Scott Stricklin - Georgia Tech Assistant 2002-04  
Kent State player 1991-93

Josh Holliday - Georgia Tech Assistant 2005-07

Greg Beals - Kent State player 1989-91

Bobby Moranda - Georgia Tech Assistant 2002-07

Mike Trapasso - Georgia Tech Assistant 1995-01

Eddie Uschold - Kent State Assistant

### ASSISTANT COACHES

Wally Crancer - Georgia Tech player 2006-07





GAME HIGHS

TEAM BATTING		
At bats:	40	vs West Virginia (Feb 16, 2019)
Runs scored:	6	vs Illinois-Chicago (Feb 15, 2019)
Hits:	10	vs Illinois-Chicago (Feb 15, 2019)
	10	vs West Virginia (Feb 16, 2019)
RBIs:	6	vs Illinois-Chicago (Feb 15, 2019)
Doubles:	2	vs West Virginia (Feb 16, 2019)
Triples:	1	vs Richmond (Feb 16, 2019)
Home runs:	3	vs Illinois-Chicago (Feb 15, 2019)
Total bases:	20	vs Illinois-Chicago (Feb 15, 2019)
Walks:	7	vs Richmond (Feb 16, 2019)
Strikeouts:	5	vs Illinois-Chicago (Feb 15, 2019)
	5	vs Richmond (Feb 16, 2019)
	5	vs West Virginia (Feb 16, 2019)
Sac flies:	1	vs Illinois-Chicago (Feb 15, 2019)
Stolen bases:	1	vs Illinois-Chicago (Feb 15, 2019)
	1	vs Richmond (Feb 16, 2019)
Hit by pitch:	2	vs Illinois-Chicago (Feb 15, 2019)
Runners LOB:	12	vs Richmond (Feb 16, 2019)
Hit into DP:	1	vs West Virginia (Feb 16, 2019)

TEAM FIELDING		
Putouts:	33	vs West Virginia (Feb 16, 2019)
Assists:	13	vs Richmond (Feb 16, 2019)
Errors:	5	vs West Virginia (Feb 16, 2019)
Passed balls:	1	vs Richmond (Feb 16, 2019)
DPs turned:	1	vs Illinois-Chicago (Feb 15, 2019)

TEAM PITCHING		
Innings pitched:	11.0	vs West Virginia (Feb 16, 2019)
Runs allowed:	7	vs Richmond (Feb 16, 2019)
Earned runs:	7	vs Richmond (Feb 16, 2019)
Walks allowed:	6	vs Richmond (Feb 16, 2019)
Strikeouts:	18	vs West Virginia (Feb 16, 2019)
Hits allowed:	13	vs Richmond (Feb 16, 2019)
Doubles allowed:	2	vs West Virginia (Feb 16, 2019)
Homers allowed:	2	vs Richmond (Feb 16, 2019)
Wild pitches:	2	vs Richmond (Feb 16, 2019)
Hit batters:	1	vs Illinois-Chicago (Feb 15, 2019)

INDIVIDUAL BATTING		
At bats:	5	(8 games)
Runs scored:	2	Chase Murray vs Illinois-Chicago (Feb 15, 2019)
	2	Colin Hall vs West Virginia (Feb 16, 2019)
	2	Tristin English vs West Virginia (Feb 16, 2019)
Hits:	3	Kyle McCann vs West Virginia (Feb 16, 2019)
RBIs:	2	Chase Murray vs Illinois-Chicago (Feb 15, 2019)
	2	Kyle McCann vs West Virginia (Feb 16, 2019)
Doubles:	2	Colin Hall vs West Virginia (Feb 16, 2019)
Triples:	1	Austin Wilhite vs Richmond (Feb 16, 2019)
Home runs:	1	(4 games)
Total bases:	6	Kyle McCann vs West Virginia (Feb 16, 2019)
Walks:	2	Kyle McCann vs Illinois-Chicago (Feb 15, 2019)
	2	Austin Wilhite vs Richmond (Feb 16, 2019)
Strikeouts:	2	Colin Hall vs Illinois-Chicago (Feb 15, 2019)
Sac flies:	1	Austin Wilhite vs Illinois-Chicago (Feb 15, 2019)
Stolen bases:	1	Luke Waddell vs Illinois-Chicago (Feb 15, 2019)
	1	Austin Wilhite vs Richmond (Feb 16, 2019)
Hit by pitch:	1	(4 games)
Runners LOB:	4	(4 games)

INDIVIDUAL FIELDING		
Putouts:	17	Kyle McCann vs West Virginia (Feb 16, 2019)
Assists:	6	Oscar Serratos vs West Virginia (Feb 16, 2019)
Errors:	4	Oscar Serratos vs West Virginia (Feb 16, 2019)
Passed balls:	1	Jamie Taylor vs Richmond (Feb 16, 2019)

INDIVIDUAL PITCHING		
Innings pitched:	7.0	Connor Thomas vs West Virginia (Feb 16, 2019)
Runs allowed:	5	Amos Willingham vs Richmond (Feb 16, 2019)
Earned runs:	5	Amos Willingham vs Richmond (Feb 16, 2019)
Walks allowed:	3	Roedig, C vs Richmond (Feb 16, 2019)
Strikeouts:	10	Connor Thomas vs West Virginia (Feb 16, 2019)
Hits allowed:	7	Amos Willingham vs Richmond (Feb 16, 2019)
Doubles allowed:	2	Connor Thomas vs West Virginia (Feb 16, 2019)
Homers allowed:	2	Amos Willingham vs Richmond (Feb 16, 2019)
Wild pitches:	2	Amos Willingham vs Richmond (Feb 16, 2019)
Hit batters:	1	Jonathan Hughes vs Illinois-Chicago (Feb 15, 2019)

SERIES BY SERIES STATS

HITTING	W-L	Avg.	R	H	2B	3B	HR	RBI	BB	K	SB
ATL Challenge	2-1	.238	12	25	4	1	4	10	15	15	2

PITCHING	W-L	ERA	IP	H	R	ER	BB	K	Opp.	Avg.
ATL Challenge	2-1	3.41	29.0	25	14	11	9	39	.221	

MONTH-BY-MONTH

UNDER COACH DANNY HALL (1994-present)						
Year	Jan./Feb.	Mar.	Apr.	May/June	Final	
1994	6-2	15-2	13-6	16-7	50-17	
1995	7-3	11-6	13-6	7-7	38-22	
1996	4-6	15-3	11-8	10-7	40-24	
1997	9-0	18-2	9-8	10-5	46-15	
1998	8-4	13-5	11-8	9-5	41-22	
1999	8-4	15-2	8-9	7-5	38-20	
2000	8-3	13-5	16-3	13-5	50-16	
2001	10-1	12-6	11-7	8-6	41-20	
2002	8-1	14-3	14-5	16-7	52-16	
2003	7-0	14-5	11-6	12-7	44-18	
2004	6-3	10-8	9-6	19-4	44-21	
2005	7-2	14-3	10-7	14-7	45-19	
2006	10-0	12-4	11-8	17-6	50-18	
2007	6-5	12-6	9-6	5-8	32-25	
2008	5-1	17-4	9-8	10-8	41-21	
2009	6-1	12-3	10-7-1	10-8	38-19-1	
2010	7-1	15-2	13-5	12-7	47-15	
2011	5-3	16-2	10-8	11-8	42-21	
2012	7-2	11-8	8-9	12-7	38-26	
2013	8-1	13-5	7-10	9-11	37-27	
2014	5-4	10-9	11-6	11-8	37-27	
2015	7-3	11-7	8-7	6-6	32-23	
2016	7-0	12-5	10-9	9-11	38-25	
2017	7-1	7-9	7-11	6-7	27-28	
2018	6-2	10-9	8-10	7-6	31-27	
2019	2-1					
TOTALS	176-54		257-183-1		1019-532-1	
		322-123		266-173		

GAME-WINNING PLAYS

Game-winning plays are ones that give Tech the lead or break a tie en route to win

Game	Play	Inn.	Final
Illinois-Chicago	Kyle McCann home run	3	6-3
Nick Wilhite	Bases-loaded single#	11	5-4
	# – walk-off win		

GAME WINNING RBI LEADERS	2019*	CAREER
Tristin English	-	8
Kyle McCann	1	6
Colin Hall	-	5
Austin Wilhite	-	5
Chase Murray	-	4
Nick Wilhite	1	4
Michael Guldborg	-	1
Baron Radcliff	-	1

Five game winning runs were scored on an error and/or a passed ball/wild pitch

GAME WINNING RUNS LEADERS	2019	CAREER
Tristin English	-	10
Kyle McCann	1	5
Oscar Serratos	-	4
Austin Wilhite	-	4
Carter Hall	-	4
Colin Hall	-	3
Chase Murray	-	3
Michael Guldborg	-	1
Luke Waddell	-	1
Nick Wilhite	1	1

**2019 #FUTUREJACKETS**

Jackson Finley, RHP	Pacific Palisades, Calif.
Jadyn Jackson, INF	Sugar Hill, Ga.
Andrew Compton, INF	Berkeley Heights, N.J.
Harrison Thiel, INF	Parrish, Fla.
Jacob Gooch, C	Cartersville, Ga.
Tres Gonzalez, OF	Sandy Springs, Ga.
Zachary Maxwell, RHP	Acworth, Ga.
Brody Westbrook, RHP	Cumming, Ga.
Dalton Smith, LHP	Valdosta, Fla.
Jake Holland, C	Clermont, Fla.
Evan Boyle, LHP	McDonough, Ga.
Jackson Arnold, RHP	Auburn, Ala.

**2019 MLB #PROJACKETS**

Charlie Blackmon, OF	Rockies
Buck Farmer, RHP	Tigers
Deck McGuire, RHP	Blue Jays
Daniel Palka, OF	White Sox



Blackmon



Dietrich



Farmer



Palka

**YELLOW JACKETS BIG INNINGS***\* FOUR OR MORE RUNS*

DATE	OPPONENT	INN.	BATTERS	R	H	E	GT RESULT
2/15	UIC	3rd	7	4	4	0	W, 6-3

RECORD WITH A BIG INNING: 1-0

**OPPONENT BIG INNINGS***\* FOUR OR MORE RUNS*

DATE	OPPONENT	INN.	BATTERS	R	H	E	GT RESULT
2/16	Richmond	5th	7	4	3	0	L, 7-1

RECORD WHEN ALLOWING A BIG INNING: 0-1

**GAMES STARTED** (POSITION PLAYERS)

Player	2019	CAREER	CURRENT STREAK
Xzavion Curry	-	1	-
Tristin English	3	115	14
Michael Guldborg	-	10	-
Carter Hall	-	23	-
Colin Hall	3	54	21
Kyle McCann	2	89	42
Chase Murray	3	102	27
Baron Radcliff	-	16	-
Oscar Serratos	3	34	16
Luke Waddell	3	34	3
Austin Wilhite	3	114	110
Nick Wilhite	3	48	8

**STREAKS** (POSITION PLAYERS)

PLAYER	HITTING		ON-BASE	
	CURRENT	LONGEST	CURRENT	LONGEST
Xzavion Curry	-	2	-	2
Tristin English	2	9	3	9
Michael Guldborg	4	4*	8	8*
Carter Hall	-	4	-	11
Colin Hall	10	10*	22	22*
Kyle McCann	7	7*	8	16
Chase Murray	-	10	-	17
Cole Neuber	-	1	1	2
Baron Radcliff	-	4	-	4
Paxton Rigby	-	1	-	2
Oscar Serratos	-	8	-	9
Jamie Taylor	-	2	1	2
Cameron Turley	-	1	1	1
Luke Waddell	-	5	5	6
Austin Wilhite	3	7	3	11
Nick Wilhite	1	2	3	5

\* Longest is career long

**PINCH HITTING BREAKDOWN**

PLAYER	AVG.	AB-H-RBI	2B-3B-HR	BB-HBP-SO
Michael Guldborg	.000	0-0-0	0-0-0	1-0-0
Cole Neuber	.000	0-0-0	0-0-0	1-0-0
Baron Radcliff	.000	1-0-0	0-0-0	0-0-1

**CAREER HOME RUNS**

\* – Leadoff ITP – Inside-the-Park GS – Grand Slam

TRISTIN ENGLISH	Opponent	On Base	Inning	Outs	Count	Score	Final
1. April 17, 2016	NC State	0 . . .	5	2	2-1	4-5	W, 14-7
2. April 23, 2016	at Clemson	. . 2 .	1	1	0-0	1-0	W, 16-1
3. April 23, 2016	at Clemson	0 . . .	5	1	1-1	11-1	W, 16-1
4. May 24, 2016	vs. Boston College	. 1 . .	9	1	1-1	4-0	W, 6-0
5. June 4, 2016	vs. Bethune-Cookman	. . 2 .	9	0	1-1	8-3	W, 12-3
6. Feb. 17, 2018	Bradley	. 1 . .	3	0	0-0	3-3	L, 7-10
7. Feb. 24, 2018	Dartmouth (2)	0 . . .	5	1	0-1	4-5	W, 11-5
8. Mar. 7, 2018	at Georgia State	. 1 . .	1	2	2-2	0-0	W, 12-6
9. Mar. 16, 2018	Virginia Tech	. . . 3 GS	7	2	1-2	11-7	W, 16-9
10. Mar. 30, 2018	Miami	. 1 . .	1	2	0-1	0-0	W, 6-1
11. May 18, 2018	Duke	. . 2 .	6	1	1-0	17-5	W, 20-7

MICHAEL GULDBERG	Opponent	On Base	Inning	Outs	Count	Score	Final
1. Feb. 23, 2018	Dartmouth	. . 2 .	8	1	3-1	7-0	W, 10-0
2. Mar. 20, 2018	Auburn	. . 2 .	4	1	0-0	3-0	W, 6-4

CARTER HALL	Opponent	On Base	Inning	Outs	Count	Score	Final
1. April 23, 2016	at Clemson	. 1 . .	8	1	2-1	14-1	W, 16-1
2. Mar. 21, 2017	Auburn	. 1 . .	7	1	0-1	2-7	L, 4-7
3. Mar. 2, 2018	UIC	. . 2 .	4	1	2-2	2-0	W, 5-0
4. Mar. 7, 2018	at Georgia State	. 1 . .	5	0	0-0	7-2	W, 12-6

COLIN HALL	Opponent	On Base	Inning	Outs	Count	Score	Final
1. April 28, 2018	Wake Forest	* 0 . . .	3	0	0-1	1-0	W, 5-1
2. May 18, 2018	Duke	. . 2 .	3	2	1-0	2-3	W, 20-7

KYLE MCCANN	Opponent	On Base	Inning	Outs	Count	Score	Final
1. Feb. 24, 2017	Youngstown State	* 0 . . .	8	0	3-1	14-6	W, 15-6
2. Feb. 25, 2017	Youngstown State	. 1 . .	6	1	1-2	10-6	W, 14-6
3. Mar. 19, 2017	North Carolina	. 1 . .	3	1	0-0	1-0	L, 4-7
4. April 4, 2017	at Auburn	. 1 . .	5	0	1-2	7-8	W, 11-8
5. April 21, 2017	at Virginia Tech (1)	* 0 . . .	7	0	2-2	2-1	W, 13-3
6. April 21, 2017	at Virginia Tech (2)	0 . . .	2	1	1-1	2-0	L, 4-8
7. April 25, 2017	Georgia	* 0 . . .	5	0	1-0	1-4	L, 5-7
8. May 14, 2017	at Duke	* 0 . . .	7	0	0-1	1-1	W, 5-3
9. May 19, 2017	Virginia	* 0 . . .	2	0	3-1	0-9	L, 3-16
10. Feb. 24, 2018	Dartmouth (2)	0 . . .	3	2	2-2	2-4	W, 11-5
11. Feb. 24, 2018	Dartmouth (2)	0 . . .	5	1	1-0	5-5	W, 11-5
12. Feb. 24, 2018	Dartmouth (2)	. 1 . .	6	2	3-1	8-5	W, 11-5
13. Feb. 27, 2018	Arkansas-Pine Bluff	. 1 . .	7	0	3-1	4-0	W, 8-0
14. Mar. 10, 2018	at Clemson (2)	. 1 . .	4	2	2-2	0-9	L, 2-13
15. Mar. 18, 2018	Virginia Tech	. 1 . .	2	0	0-0	5-1	W, 10-6
16. Mar. 24, 2018	at NC State	0 . . .	9	2	0-2	5-9	L, 6-9
17. April 10, 2018	at Mercer	. . . 3 GS	5	0	0-0	0-4	W, 16-8
18. April 10, 2018	at Mercer	0 . . .	7	1	2-2	9-5	W, 16-8
19. April 13, 2018	at Pittsburgh	. . . 3 GS	9	1	3-1	3-3	W, 7-3
20. April 18, 2018	Kennesaw State	. . . 3 GS	2	2	1-2	2-3	W, 17-7
21. April 18, 2018	Kennesaw State	. . 2 .	5	2	0-1	10-4	W, 17-7
22. April 21, 2018	at North Carolina	* 0 . . .	7	0	2-1	5-2	L, 8-9
23. April 28, 2018	Wake Forest	. 1 . .	7	1	2-1	3-1	W, 5-1
24. May 18, 2018	Duke	* 0 . . .	5	0	1-2	5-4	W, 20-7
25. Feb. 15, 2019	Illinois-Chicago	0 . . .	3	1	2-2	0-0	W, 6-3
26. Feb. 16, 2019	West Virginia	. 1 . .	1	2	2-0	0-0	W, 5-4 (11)



**CAREER HOME RUNS**

\* – Leadoff ITP – Inside-the-Park GS – Grand Slam

CHASE MURRAY	Opponent	On Base	Inning	Outs	Count	Score	Final
1. Feb. 24, 2017	Youngstown State	. . 2 .	2	2	1-1	8-0	W, 15-6
2. Mar. 12, 2017	at Miami	. 1 . .	8	0	0-0	4-13	L, 7-17
3. Feb. 24, 2018	Dartmouth (1)	0 . . .	1	1	1-0	0-0	W, 12-9
4. Feb. 24, 2018	Dartmouth (1)	. . 2 .	2	2	0-0	3-2	W, 12-9
5. April 13, 2018	at Pittsburgh	* 0 . . .	8	0	0-0	1-3	W, 7-3
6. April 21, 2018	at North Carolina	. 1 . .	4	0	2-0	0-2	L, 8-9
7. April 28, 2018	Wake Forest	* 0 . . .	2	0	0-0	0-0	W, 5-1
8. May 5, 2018	Radford	0 . . .	8	1	0-2	7-8	W, 11-8
9. Feb. 15, 2019	Illinois-Chicago	. 1 . .	3	1	0-1	1-0	W, 6-3

BARON RADCLIFF	Opponent	On Base	Inning	Outs	Count	Score	Final
1. Mar. 4, 2018	UIC	0 . . .	9	2	2-2	4-12	L, 5-12
2. Mar. 31, 2018	Miami	. . 2 .	8	2	0-2	8-4	W, 13-4
3. April 18, 2018	Kennesaw State	. 1 . .	8	0	0-1	15-7	W, 17-7
4. May 5, 2018	Radford	. . 2 .	10	2	1-1	8-8	W, 11-8

OSCAR SERRATOS	Opponent	On Base	Inning	Outs	Count	Score	Final
1. Mar. 21, 2018	Mercer	* 0 . . .	3	0	3-2	0-3	L, 2-6
2. April 8, 2018	Florida State	0 . . .	6	2	3-2	9-1	W, 16-3
3. May 5, 2018	Radford	0 . . .	3	2	0-1	3-2	W, 11-8
4. Feb. 15, 2019	Illinois-Chicago	0 . . .	3	1	1-0	3-0	W, 6-3

LUKE WADDELL	Opponent	On Base	Inning	Outs	Count	Score	Final
1. Mar. 16, 2018	Virginia Tech	0 . . .	4	1	1-0	4-3	W, 16-9

AUSTIN WILHITE	Opponent	On Base	Inning	Outs	Count	Score	Final
1. Mar. 21, 2017	Auburn	0 . . .	5	1	1-0	0-5	L, 4-7
2. Feb. 24, 2018	Dartmouth (1)	0 . . .	2	0	1-1	2-2	W, 12-9
3. April 8, 2018	Florida State	0 . . . ITP	6	2	1-0	10-1	W, 16-3
4. April 10, 2018	at Mercer	* 0 . . .	8	0	0-1	10-7	W, 16-8
5. April 14, 2018	at Pittsburgh	0 . . .	4	2	1-0	1-0	L, 3-4
6. April 15, 2018	at Pittsburgh	. 1 . .	4	2	2-1	2-2	L, 5-6
7. May 11, 2018	at Virginia	0 . . .	5	1	1-2	0-1	L, 6-8

**MULTIPLE HIT GAMES**

	2019 SEASON					CAREER				
	2	3	4	5+	Total	2	3	4	5+	Total
Curry	-	-	-	-	-	1	-	-	-	1
English	1	-	-	-	1	32	7	3	-	42
Guldborg	1	-	-	-	1	3	-	-	-	3
Carter Hall	-	-	-	-	-	5	-	-	-	5
Colin Hall	1	-	-	-	1	14	2	-	-	16
McCann	-	1	-	-	1	8	8	1	-	17
Murray	1	-	-	-	1	28	6	2	-	36
Radcliff	-	-	-	-	-	1	1	-	-	2
Serratos	1	-	-	-	1	6	2	1	-	9
Waddell	-	-	-	-	-	9	-	-	-	9
A. Wilhite	1	-	-	-	1	24	10	2	-	36
N. Wilhite	-	-	-	-	-	2	1	-	-	3

**MULTIPLE RBI GAMES**

	2019 SEASON					CAREER				
	2	3	4	5+	Total	2	3	4	5+	Total
Curry	-	-	-	-	-	1	-	-	-	1
English	-	-	-	-	-	16	6	4	2	28
Guldborg	-	-	-	-	-	-	2	-	-	2
Carter Hall	-	-	-	-	-	2	2	-	-	4
Colin Hall	-	-	-	-	-	4	1	-	-	5
McCann	1	-	-	-	1	9	3	2	2	16
Murray	1	-	-	-	1	11	5	1	-	17
Radcliff	-	-	-	-	-	-	3	-	-	3
Serratos	-	-	-	-	-	4	-	-	-	4
Waddell	-	-	-	-	-	2	-	-	-	2
A. Wilhite	-	-	-	-	-	10	3	1	1	15
N. Wilhite	-	-	-	-	-	4	-	-	-	4

**CAREER WALK-OFF HITS**

Player (Date)	Play	Inn. Final
Murray vs. Pittsburgh (5/6/17)	Sacrifice fly	B9 8-7
A. Wilhite vs. Radford (5/4/18)	Ground-rule double	B9 6-5
Radcliff vs. Radford (5/5/18)	Three-run home run	B10 11-8
N. Wilhite vs. WVU (2/16/19)	Bases-loaded single	B11 5-4

# STARTERS

## STARTING PITCHER RECORDS

PITCHER	2019 STARTS	2019	CAREER
Micah Carpenter	-	-	0-0
Hugh Chapman	-	-	0-1
Xzavion Curry	1	1-0	14-8
Tristin English	-	-	2-4
Keyton Gibson	-	-	5-6
Jonathan Hughes	-	-	4-3
Brant Hurter	-	-	5-4
Jake Lee	-	-	4-5
Cort Roedig	1	0-1	0-1
Will Shirah	-	-	0-1
Connor Thomas	1	0-0	7-4

\* CAREER RECORD IS RECORD AS A STARTER (NOT OVERALL)

## STARTING PITCHER STATS

PITCHER	STARTS	IP	W-L	ERA
Connor Thomas	1	7.0	0-0	0.00
Xzavion Curry	1	5.0	1-0	3.60
Cort Roedig	1	1.1	0-1	6.75

\* STATS AS A STARTER IN 2019 (NOT OVERALL)

## STARTING PITCHERS GAME-BY-GAME

PITCHER	DATE	OPPONENT	DEC.	IP	H	R	ER	BB	SO	NP	SCORE	FINAL
											W/LEFT	SCORE
Xzavion Curry	2/15	UIC	W	5.0	5	1	1	0	9		5-2	6-3
Cort Roedig	2/16	Richmond	L	1.1	1	2	2	3	1		0-0	1-7
Connor Thomas	2/16	West Virginia	ND	7.0	5	3	0	2	10		4-3	5-4

# BULLPEN GAME-BY-GAME

OPPONENT	DATE	W-L-S	PITCHERS	INN.	IP	H	R-ER	BB-SO
UIC	2/15	S	Hurter, Hughes, English (S)	6th	4.0	1	1-1	1-5
Richmond	2/16		Willingham, Carpenter, Shirah	2nd	7.2	12	6-6	3-6
West Virginia	2/16	W	English, Gibson, Bartnicki (W)	8th	4.0	1	1-1	0-8

**OUT OF THE BULLPEN \***

PITCHER	W-L-S	APP	ERA	IP	H	R	ER	BB	K	B/AVG.
Keyton Gibson	0-0-0	1	0.00	1.2	0	0	0	0	3	.000
Will Shirah	0-0-0	1	0.00	1.1	2	0	0	0	1	.333
Brant Hurter	0-0-0	1	0.00	1.0	0	0	0	1	3	.000
Luke Bartnicki	1-0-0	1	0.00	0.1	0	0	0	0	1	.000
Micah Carpenter	0-0-0	1	3.00	3.0	3	1	1	2	4	.250
Tristin English	0-0-1	2	3.00	3.0	1	1	1	0	5	.100
Jonathan Hughes	0-0-0	1	4.50	2.0	1	1	1	0	1	.200
Amos Willingham	0-0-0	1	13.50	3.1	7	5	5	1	1	.438

\* DOES NOT INCLUDE STARTS

**BULLPEN****SAVE OPPORTUNITIES**

PITCHER	2019	CAREER
Micah Carpenter	-	0/1
Tristin English	2/3	2/3
Jonathan Hughes	-	1/2
Jake Lee	-	2/2
Connor Thomas	-	1/2

**INHERITED RUNNERS**

PITCHER	2019	CAREER
Luke Bartnicki	2/0	2/0
Jake Brace	-	3/1
Micah Carpenter	-	37/19
Hugh Chapman	-	4/2
Tristin English	-	7/2
Keyton Gibson	-	17/10
Jonathan Hughes	1/0	2/1
Brant Hurter	1/0	3/0
Jake Lee	-	36/19
Joseph Mannelly	-	5/1
Oscar Serratos	-	5/0
Will Shirah	2/0	2/0
Connor Thomas	-	3/2
Cameron Turley	-	0/0
Nick Wilhite	-	1/0
Amos Willingham	3/1	3/1
Robert Winborne	-	50/25





## GAME-BY-GAME RESULTS

### PITCHER OF RECORD

DATE	OPPONENT	W-L	SCORE	ATT.	GT PITCHER	OPP. PITCHER	RECORD	NOTES
2/15	UIC	W	6-3	1,017	Xzavion Curry	Jacob Key	1-0	Curry throws 5.0 scoreless, 9 K's; Three homers in third inning; English save
2/16	Richmond	L	7-1	1,240	Cort Roedig	Jacob Lamb	1-1	Held to just five hits to UR's 13; Finished 1-11 with runners on; went 0-8 with RISP
2/16	West Virginia	W	5-4 (11)	1,163	Luke Bartnicki	Beau Lowery	2-1	Thomas fans 10 in 7.0 for no decision; Bartnicki first app.; N. Wilhite walks off in 11th

[ ] game in doubleheader

() extra inning game

\* ACC games

# Children's Healthcare of Atlanta Spring Classic (SunTrust Park)

## 2019 OVERALL SEASON STATISTICS

RECORD: 2-1 HOME: 2-1 AWAY: 0-0 NEUTRAL: 0-0 ACC: 0-0

Player	avg	gp-gs	ab	r	h	2b	3b	hr	rbi	tb	slg%	bb	hp	so	gdp	ob%	sf	sh	sb-att	po	a	e	fld%
Michael Guldborg	.500	3-2	6	0	3	0	0	0	1	3	.500	2	0	0	0	.625	0	0	0-0	0	0	0	.000
Austin Wilhite	.400	3-3	10	1	4	0	1	0	1	6	.600	2	0	2	0	.462	1	0	1-1	4	3	1	.875
Kyle McCann	.308	3-3	13	2	4	0	0	2	3	10	.769	2	0	1	0	.400	0	0	0-0	31	3	1	.971
Tristin English	.273	3-3	11	3	3	1	0	0	1	4	.364	1	3	0	0	.467	0	0	0-0	18	3	0	1.000
Colin Hall	.250	3-3	12	2	3	2	0	0	0	5	.417	1	0	3	0	.308	0	0	0-0	2	0	0	1.000
Chase Murray	.214	3-3	14	2	3	0	0	1	2	6	.429	1	0	3	0	.267	0	0	0-0	5	0	0	1.000
Nick Wilhite	.182	3-3	11	0	2	0	0	0	1	2	.182	1	0	0	0	.250	0	0	0-0	9	0	0	1.000
Oscar Serratos	.167	3-3	12	1	2	0	0	1	1	5	.417	1	0	2	1	.231	0	0	0-0	2	9	4	.733
Luke Waddell	.077	3-3	13	1	1	1	0	0	0	2	.154	1	1	2	0	.200	0	0	1-1	4	6	0	1.000
-----																							
Baron Radcliff	.000	1-0	1	0	0	0	0	0	0	0	.000	0	0	1	0	.000	0	0	0-0	1	0	0	1.000
Cameron Turley	.000	1-1	1	0	0	0	0	0	0	0	.000	1	0	1	0	.500	0	0	0-0	3	1	0	1.000
Jackson Webb	.000	2-0	1	0	0	0	0	0	0	0	.000	0	0	0	0	.000	0	0	0-0	1	0	0	1.000
Cole Neuber	.000	1-0	0	0	0	0	0	0	0	0	.000	1	0	0	0	1.000	0	0	0-0	0	0	0	.000
Jamie Taylor	.000	1-0	0	0	0	0	0	0	0	0	.000	1	0	0	0	1.000	0	0	0-0	4	0	0	1.000
Totals	.238	3	105	12	25	4	1	4	10	43	.410	15	4	15	1	.352	1	0	2-2	87	29	7	.943
Opponents	.221	3	113	14	25	3	0	4	12	40	.354	9	1	39	1	.282	1	0	1-2	82	29	2	.982

LOB - Team (31), Opp (23). DPs turned - Team (1), Opp (1). IBB - Team (3), McCann, K 1, Hall, Co 1, Neuber, C 1. Picked off - Wilhite, N 1.

### (All games Sorted by Earned run avg)

Player	era	w-l	app	gs	cg	sho	sv	ip	h	r	er	bb	so	2b	3b	hr	b/avg	wp	hp	bk	sfa	sha
Connor Thomas	0.00	0-0	1	1	0	0/0	0	7.0	5	3	0	2	10	2	0	0	.185	0	0	0	0	0
Micah Carpenter	3.00	0-0	1	0	0	0/0	0	3.0	3	1	1	2	4	0	0	0	.250	0	0	0	0	0
Tristin English	3.00	0-0	2	0	0	0/0	1	3.0	1	1	1	0	5	0	0	1	.100	0	0	0	0	0
Xzavion Curry	3.60	1-0	1	1	0	0/0	0	5.0	5	2	2	0	9	0	0	1	.238	0	0	0	0	0
Amos Willingham	13.50	0-0	1	0	0	0/0	0	3.1	7	5	5	1	1	1	0	2	.438	2	0	0	0	0
-----																						
Keyton Gibson	0.00	0-0	1	0	0	0/0	0	1.2	0	0	0	0	3	0	0	0	.000	0	0	0	0	0
Will Shirah	0.00	0-0	1	0	0	0/0	0	1.1	2	0	0	0	1	0	0	0	.333	0	0	0	0	0
Brant Hurter	0.00	0-0	1	0	0	0/0	0	1.0	0	0	0	1	3	0	0	0	.000	0	0	0	0	0
Luke Bartnicki	0.00	1-0	1	0	0	0/0	0	0.1	0	0	0	0	1	0	0	0	.000	0	0	0	0	0
Jonathan Hughes	4.50	0-0	1	0	0	0/0	0	2.0	1	1	1	0	1	0	0	0	.200	0	1	0	1	0
Roedig, C	6.75	0-1	1	1	0	0/0	0	1.1	1	1	1	3	1	0	0	0	.200	0	0	0	0	0
Totals	3.41	2-1	3	3	0	0/0	1	29.0	25	14	11	9	39	3	0	4	.221	2	1	0	1	0
Opponents	3.29	1-2	3	3	0	0/0	1	27.1	25	12	10	15	15	4	1	4	.238	4	4	1	1	0

PB - Team (1), Taylor, J 1, Opp (1). Pickoffs - Team (0), Opp (1). SBA/ATT - Turley, C (1-2), Roedig, C (1-1), Willingham (0-1).

**STARTING LINEUPS BY BATTING ORDER**

<b>Date</b>	<b>Opponent</b>	<b>No. (Time)</b>	<b>Record</b>	<b>1</b>	<b>2</b>	<b>3</b>	<b>4</b>	<b>5</b>	<b>6</b>	<b>7</b>	<b>8</b>	<b>9</b>
2/15	Illinois-Chicago	1 (1)	1-0	Waddell	McCann	English	Murray	Serratos	Co. Hall	A. Wilhite	Guldborg	N. Wilhite
2/16	Richmond	2 (1)	1-1	Waddell	McCann	English	Murray	Serratos	Co. Hall	A. Wilhite	Turley	N. Wilhite
2/16	West Virginia	3 (1)	2-1	Waddell	Murray	English	McCann	Serratos	Co. Hall	A. Wilhite	Guldborg	N. Wilhite

[ ] game in doubleheader

\* ACC games

# Children's Healthcare of Atlanta Spring Classic (SunTrust Park)

## STARTING LINEUPS BY POSITION

Date	Opponent	No. (Time)	Record	C	1B	2B	3B	SS	LF	CF	RF	DH
2/15	Illinois-Chicago	1 (1)	1-0	McCann	English	Waddell	Serratos	A. Wilhite	Murray	N. Wilhite	Co. Hall	Guldborg
2/16	Richmond	2 (1)	1-1	Turley	English	Waddell	Serratos	A. Wilhite	Murray	N. Wilhite	Co. Hall	McCann
2/16	West Virginia	3 (2)	2-1	McCann	English	Waddell	Serratos	A. Wilhite	Murray	N. Wilhite	Co. Hall	Guldborg

[ ] game in doubleheader

\* ACC games

# Children's Healthcare of Atlanta Spring Classic (SunTrust Park)



# 2019 GEORGIA TECH BASEBALL ROSTERS

No.	Name	B/T	Position	Height	Weight	Year	Hometown/High School
1	Xzavion Curry	"zay-v-on"	R/R	RHP	5-10	189	Jr. Atlanta, Ga./Mays
2	Carter Hall		R/R	OF	6-0	181	R-Jr. Alpharetta, Ga./Wesleyan School
3	Billy Zinnershine		L/R	SS/3B	5-11	160	Fr. Marietta, Ga./Lassiter
4	Cole Neuber	"new-ber"	R/R	OF	6-2	191	So. Alpharetta, Ga./Johns Creek
5	Colin Hall		L/R	OF	5-11	181	So. Alpharetta, Ga./Wesleyan School
6	Michael Guldborg		R/R	UTL	6-0	172	So. Marietta, Ga./Walton
7	Luke Waddell	"wah-dell"	L/R	3B	5-9	176	So. Loveland, Ohio/Loveland
8	Jonathan Hughes		R/R	RHP	6-2	198	R-Jr. Flowery Branch, Ga./Flowery Branch
9	Charlie Benson		S/R	INF	5-11	172	Fr. Alpharetta, Ga./Marist
10	Chase Murray		L/R	OF	6-0	188	Jr. Cincinnati, Ohio/Cincinnati Hills Christian Acad.
11	Tristin English		R/R	RHP/1B	6-3	208	R-Jr. Williamson, Ga./Pike County
14	Austin Wilhite	"will-height"	R/R	SS	5-9	168	Jr. Buford, Ga./Buford
15	Hugh Chapman		R/R	RHP	6-3	223	So. Smyrna, Ga./Holy Innocents' Episcopal
16	Kyle McCann		L/R	C/1B	6-2	217	Jr. Suwanee, Ga./Lambert
18	Cameron Turley		R/R	C	6-4	208	So. Dacula, Ga./Mill Creek
19	Cort Roedig		R/R	RHP	6-2	192	Fr. Orlando, Fla./Dr. Phillips
20	Jamie Taylor		R/R	C/3B	6-1	207	So. Johns Creek, Ga./Marist School
21	Brant Hurter		L/L	LHP	6-6	240	So. Canton, Ga./Woodstock
22	Baron Radcliff	"bare-n"	L/R	OF	6-4	239	So. Peachtree Corners, Ga./Norcross
23	Oscar Serratos	"sir-rot-tos"	R/R	3B/RHP	6-3	188	So. Lawrenceville, Ga./Grayson
24	Jake Lee		R/R	RHP	5-11	175	Sr. Brooks, Ga./Whitewater
25	Ryan Miller		R/R	INF	6-2	198	Fr. Atlanta, Ga./Westminster
26	Paxton Rigby		L/R	OF/1B	6-3	204	Jr. Altamonte Springs, Fla./Lake Brantley
27	Luke Bartnicki		L/L	LHP	6-3	210	Fr. Marietta, Ga./Walton
28	Walker Barlow		L/L	LHP	6-2	186	Fr. Pooler, Ga./Benedictine Military
31	Nick Wilhite	"will-height"	L/L	OF	5-9	152	Jr. Buford, Ga./Buford
32	Joseph Mannelly	"man-e-lee"	L/L	LHP	6-3	212	So. Atlanta, Ga./Marist School
34	Will Shirah	"shy-rah"	S/L	LHP	6-2	215	R-Fr. Blue Ridge, Ga./Fannin County
35	Jackson Webb		S/R	INF	6-0	165	R-Jr. Roswell, Ga./Johnson Ferry Christian (UCF)
37	Keyton Gibson		R/R	RHP	6-2	209	Sr. Buford, Ga./Buford
38	Robert Winborne		R/R	RHP	6-2	188	Sr. Atlanta, Ga./The Lovett School
39	Jake Brace		R/R	RHP	5-11	192	So. Suwanee, Ga./North Gwinnett
40	Micah Carpenter		R/R	RHP	5-11	193	Sr. Jefferson, Ga./Jefferson
41	Amos Willingham		R/R	RHP	6-4	217	Jr. Summerville, Ga./Chattooga (Snead St. CC)
42	Connor Thomas		L/L	LHP	5-11	173	Jr. Omega, Ga./Tift County
43	Jack Friedman	"freed-men"	R/R	RHP	6-1	192	Fr. Decatur, Ga./Paideia

## ALPHABETICAL

No.	Name
28	Walker Barlow
27	Luke Bartnicki
9	Charlie Benson
39	Jake Brace
40	Micah Carpenter
15	Hugh Chapman
1	Xzavion Curry
11	Tristin English
43	Jack Friedman
37	Keyton Gibson
6	Michael Guldborg
2	Carter Hall
5	Colin Hall
8	Jonathan Hughes
21	Brant Hurter
24	Jake Lee
32	Joseph Mannelly
16	Kyle McCann
25	Ryan Miller
10	Chase Murray
4	Cole Neuber
22	Baron Radcliff
26	Paxton Rigby
19	Cort Roedig
23	Oscar Serratos
34	Will Shirah
20	Jamie Taylor
42	Connor Thomas
18	Cameron Turley
7	Luke Waddell
14	Austin Wilhite
31	Nick Wilhite
41	Amos Willingham
38	Robert Winborne
3	Billy Zinnershine

## COACHES & STAFF

### Head Coach:

### Assistant Coach/Pitching:

### Assistant Coach/Hitting:

### Volunteer Assistant Coach:

### Undergraduate Assistant Coach:

### Director of Baseball Operations:

### Athletic Trainer:

### Strength & Conditioning:

### Equipment Manager:

17 Danny Hall (Miami, Ohio '77), 26th year at Tech  
 36 Jason Howell (North Carolina '02), 7th year  
 13 James Ramsey (Florida State '12), 1st year  
 30 Dan Jaffe (Pacific '14), 1st year  
 Josh Hedding, 1st year  
 Nick Scherer (Georgia Tech, '07), 12th year  
 Paul Wolkoff (Georgia Tech, '93), 11th year  
 Steve Tamborra (Florida State '94), 20th year  
 David McDaniel (Liberty, '09), 4th year

## BY STATE

### Georgia (32)

Walker Barlow . . . . . Pooler  
 Luke Bartnicki . . . . . Marietta  
 Charlie Benson . . . . . Alpharetta  
 Jake Brace . . . . . Suwanee  
 Micah Carpenter . . . . . Jefferson  
 Hugh Chapman . . . . . Smyrna  
 Xzavion Curry . . . . . Atlanta  
 Tristin English . . . . . Williamson  
 Jack Friedman . . . . . Decatur  
 Keyton Gibson . . . . . Buford  
 Michael Guldborg . . . . . Marietta  
 Carter Hall . . . . . Alpharetta  
 Colin Hall . . . . . Alpharetta  
 Jonathan Hughes . . . . . Flowery Branch  
 Brant Hurter . . . . . Canton

Jake Lee . . . . . Brooks  
 Joseph Mannelly . . . . . Atlanta  
 Kyle McCann . . . . . Suwanee  
 Ryan Miller . . . . . Atlanta  
 Cole Neuber . . . . . Alpharetta  
 Baron Radcliff . . . . . Peachtree Corners  
 Oscar Serratos . . . . . Lawrenceville  
 Will Shirah . . . . . Blue Ridge  
 Jamie Taylor . . . . . Johns Creek  
 Connor Thomas . . . . . Omega  
 Cameron Turley . . . . . Dacula  
 Jackson Webb . . . . . Roswell  
 Austin Wilhite . . . . . Buford  
 Nick Wilhite . . . . . Buford  
 Amos Willingham . . . . . Summerville  
 Robert Winborne . . . . . Atlanta  
 Billy Zinnershine . . . . . Marietta

### Florida (1)

Paxton Rigby . . . . . Altamonte Springs  
 Cort Roedig . . . . . Orlando

### Ohio (2)

Chase Murray . . . . . Cincinnati  
 Luke Waddell . . . . . Loveland

## BY CLASS

**Seniors (4):** Carpenter, Gibson, Lee, Winborne

**Juniors (12):** Curry, English\*, Ca. Hall\*, Hughes\*, McCann, Murray, Rigby, Thomas, Webb\*, A. Wilhite, N. Wilhite, Willingham

**Sophomores (12):** Brace, Chapman, Guldborg, Co. Hall, Hurter, Mannelly, Neuber, Radcliff, Serratos, Taylor, Turley, Waddell

**Freshmen (8):** Barlow, Bartnicki, Benson, Friedman, Miller, Roedig, Shirah\*, Zinnershine  
 \* redshirt



**#1 Xzavion Curry**  
RHP/SS • R/R • 5-10 • 183  
Junior



**#2 Carter Hall**  
OF/INF • R/R • 6-0 • 181  
Redshirt Junior




**#3 Billy Zinnershine**  
SS • L/R • 5-11 • 170  
Freshman



**#4 Cole Neuber**  
RHP/OF • R/R • 6-2 • 189  
Sophomore



**#5 Colin Hall**  
OF • L/R • 5-11 • 178  
Sophomore



**#6 Michael Guldberg**  
INF/OF • R/R • 6-0 • 168  
Sophomore



**#7 Luke Waddell**  
INF • L/R • 5-9 • 171  
Sophomore



**#8 Jonathan Hughes**  
RHP • R/R • 6-2 • 190  
Redshirt Junior



**#9 Charlie Benson**  
INF • S/R • 5-11 • 175  
Freshman



**#10 Chase Murray**  
OF • L/R • 6-0 • 189  
Junior



**#11 Tristin English**  
RHP/1B • R/R • 6-3 • 214  
Redshirt Junior



**#14 Austin Wilhite**  
INF • R/R • 5-9 • 171  
Junior



**#15 Hugh Chapman**  
RHP • R/R • 6-3 • 213  
Sophomore



**#16 Kyle McCann**  
C/1B • L/R • 6-2 • 217  
Junior



**#18 Cameron Turley**  
C/RHP • R/R • 6-4 • 201  
Sophomore



**#19 Cort Roedig**  
RHP • R/R • 6-2 • 180  
Freshman



**#20 Jamie Taylor**  
C/RHP • R/R • 6-1 • 197  
Sophomore



**#21 Brant Hurter**  
LHP • L/L • 6-6 • 228  
Sophomore



**#22 Baron Radcliff**  
OF • L/R • 6-4 • 228  
Sophomore




**#23 Oscar Serratos**  
INF/RHP • R/R • 6-3 • 183  
Sophomore



**#24 Jake Lee**  
RHP • R/R • 5-11 • 175  
Senior



**#25 Ryan Miller**  
OF/INF • R/R • 6-2 • 195  
Freshman



**#26 Paxton Rigby**  
OF/1B • L/R • 6-3 • 203  
Junior



**#27 Luke Bartnicki**  
LHP • L/L • 6-3 • 210  
Freshman



**#28 Walker Barlow**  
LHP • L/L • 6-2 • 200  
Freshman



**#31 Nick Wilhite**  
OF/LHP • L/L • 5-9 • 150  
Junior




**#32 Joseph Mannelly**  
LHP • L/L • 6-3 • 212  
Sophomore



**#34 Will Shirah**  
LHP/OF • S/L • 6-2 • 195  
Redshirt Freshman




**#35 Jackson Webb**  
INF • S/R • 6-0 • 175  
Redshirt Junior



**#37 Keyton Gibson**  
LHP • L/L • 6-2 • 207  
Senior



**#38 Robert Winborne**  
RHP • R/R • 6-2 • 192  
Senior



**#39 Jake Brace**  
RHP • R/R • 5-11 • 182  
Sophomore



**#40 Micah Carpenter**  
RHP • R/R • 5-11 • 192  
Senior



**#41 Amos Willingham**  
RHP • R/R • 6-4 • 220  
Junior



**#42 Connor Thomas**  
LHP • L/L • 5-11 • 175  
Junior



**#43 Jack Friedman**  
RHP • R/R • 6-1 • 210  
Freshman



**#17 Danny Hall**  
Head Coach



**#36 Jason Howell**  
Assistant Coach  
Pitching



**#13 James Ramsey**  
Assistant Coach  
Hitting



**#30 Dan Jaffe**  
Volunteer Assistant  
Coach

2019 Georgia Tech Baseball  
Game Results for Georgia Tech (as of Feb 18, 2019)  
(All games)

Date	Opponent	Score	Inns	Overall	ACC	Pitcher of record	Attend	Time
Feb 15, 2019	ILLINOIS-CHICAGO	w 6-3	9	1-0-0	0-0-0	Curry, X (W 1-0)	1017	2:45
Feb 16, 2019	RICHMOND	L 1-7	9	1-1-0	0-0-0	Roedig, C (L 0-1)	1240	3:28
Feb 16, 2019	WEST VIRGINIA	w 5-4	(11)	2-1-0	0-0-0	Bartnicki, L (W 1-0)	1163	3:20

() extra inning game

2019 Georgia Tech Baseball  
Overall Statistics for Georgia Tech (as of Feb 18, 2019)  
(All games Sorted by Batting avg)

Record: 2-1 Home: 2-1 Away: 0-0 ACC: 0-0

Player	avg	gp-gs	ab	r	h	2b	3b	hr	rbi	tb	slg%	bb	hp	so	gdp	ob%	sf	sh	sb-att	po	a	e	fld%
Michael Guldberg	.500	3-2	6	0	3	0	0	0	1	3	.500	2	0	0	0	.625	0	0	0-0	0	0	0	.000
Austin Wilhite	.400	3-3	10	1	4	0	1	0	1	6	.600	2	0	2	0	.462	1	0	1-1	4	3	1	.875
Kyle McCann	.308	3-3	13	2	4	0	0	2	3	10	.769	2	0	1	0	.400	0	0	0-0	31	3	1	.971
Tristin English	.273	3-3	11	3	3	1	0	0	1	4	.364	1	3	0	0	.467	0	0	0-0	18	3	0	1.000
Colin Hall	.250	3-3	12	2	3	2	0	0	0	5	.417	1	0	3	0	.308	0	0	0-0	2	0	0	1.000
Chase Murray	.214	3-3	14	2	3	0	0	1	2	6	.429	1	0	3	0	.267	0	0	0-0	5	0	0	1.000
Nick Wilhite	.182	3-3	11	0	2	0	0	0	1	2	.182	1	0	0	0	.250	0	0	0-0	9	0	0	1.000
Oscar Serratos	.167	3-3	12	1	2	0	0	1	1	5	.417	1	0	2	1	.231	0	0	0-0	2	9	4	.733
Luke Waddell	.077	3-3	13	1	1	1	0	0	0	2	.154	1	1	2	0	.200	0	0	1-1	4	6	0	1.000
-----																							
Baron Radcliff	.000	1-0	1	0	0	0	0	0	0	0	.000	0	0	1	0	.000	0	0	0-0	1	0	0	1.000
Cameron Turley	.000	1-1	1	0	0	0	0	0	0	0	.000	1	0	1	0	.500	0	0	0-0	3	1	0	1.000
Jackson Webb	.000	2-0	1	0	0	0	0	0	0	0	.000	0	0	0	0	.000	0	0	0-0	1	0	0	1.000
Cole Neuber	.000	1-0	0	0	0	0	0	0	0	0	.000	1	0	0	0	1.000	0	0	0-0	0	0	0	.000
Jamie Taylor	.000	1-0	0	0	0	0	0	0	0	0	.000	1	0	0	0	1.000	0	0	0-0	4	0	0	1.000
Totals	.238	3	105	12	25	4	1	4	10	43	.410	15	4	15	1	.352	1	0	2-2	87	29	7	.943
Opponents	.221	3	113	14	25	3	0	4	12	40	.354	9	1	39	1	.282	1	0	1-2	82	29	2	.982

LOB - Team (31), Opp (23). DPs turned - Team (1), Opp (1). IBB - Team (3), McCann, K 1, Hall, Co 1, Neuber, C 1. Picked off - Wilhite, N 1.

(All games Sorted by Earned run avg)

Player	era	w-l	app	gs	cg	sho	sv	ip	h	r	er	bb	so	2b	3b	hr	b/avg	wp	hp	bk	sfa	sha
Connor Thomas	0.00	0-0	1	1	0	0/0	0	7.0	5	3	0	2	10	2	0	0	.185	0	0	0	0	0
Micah Carpenter	3.00	0-0	1	0	0	0/0	0	3.0	3	1	1	2	4	0	0	0	.250	0	0	0	0	0
Tristin English	3.00	0-0	2	0	0	0/0	1	3.0	1	1	1	0	5	0	0	1	.100	0	0	0	0	0
Xzavion Curry	3.60	1-0	1	1	0	0/0	0	5.0	5	2	2	0	9	0	0	1	.238	0	0	0	0	0
Amos Willingham	13.50	0-0	1	0	0	0/0	0	3.1	7	5	5	1	1	1	0	2	.438	2	0	0	0	0
-----																						
Keyton Gibson	0.00	0-0	1	0	0	0/0	0	1.2	0	0	0	0	3	0	0	0	.000	0	0	0	0	0
Will Shirah	0.00	0-0	1	0	0	0/0	0	1.1	2	0	0	0	1	0	0	0	.333	0	0	0	0	0
Brant Hurter	0.00	0-0	1	0	0	0/0	0	1.0	0	0	0	1	3	0	0	0	.000	0	0	0	0	0
Luke Bartnicki	0.00	1-0	1	0	0	0/0	0	0.1	0	0	0	0	1	0	0	0	.000	0	0	0	0	0
Jonathan Hughes	4.50	0-0	1	0	0	0/0	0	2.0	1	1	1	0	1	0	0	0	.200	0	1	0	1	0
Roedig, C	6.75	0-1	1	1	0	0/0	0	1.1	1	1	1	3	1	0	0	0	.200	0	0	0	0	0
Totals	3.41	2-1	3	3	0	0/0	1	29.0	25	14	11	9	39	3	0	4	.221	2	1	0	1	0
Opponents	3.29	1-2	3	3	0	0/0	1	27.1	25	12	10	15	15	4	1	4	.238	4	4	1	1	0

PB - Team (1), Taylor, J 1, Opp (1). Pickoffs - Team (0), Opp (1). SBA/ATT - Turley, C (1-2), Roedig, C (1-1), Willingham (0-1).



2019 Georgia Tech Baseball  
Overall Statistics for Georgia Tech (as of Feb 18, 2019)  
(All games Sorted by Fielding pct)

Player	c	po	a	e	fld%	dp	sba	csb	sba%	pb	ci
Tristin English	21	18	3	0	1.000	1	0	0	.000	0	0
Luke Waddell	10	4	6	0	1.000	1	0	0	.000	0	0
Nick Wilhite	9	9	0	0	1.000	0	0	0	.000	0	0
Chase Murray	5	5	0	0	1.000	0	0	0	.000	0	0
Jamie Taylor	4	4	0	0	1.000	0	0	0	.000	1	0
Cameron Turley	4	3	1	0	1.000	0	1	1	.500	0	0
Micah Carpenter	3	2	1	0	1.000	0	0	0	.000	0	0
Colin Hall	2	2	0	0	1.000	0	0	0	.000	0	0
Amos Willingham	2	1	1	0	1.000	0	0	1	.000	0	0
Jackson Webb	1	1	0	0	1.000	0	0	0	.000	0	0
Baron Radcliff	1	1	0	0	1.000	0	0	0	.000	0	0
Connor Thomas	1	0	1	0	1.000	0	0	0	.000	0	0
Kyle McCann	35	31	3	1	.971	0	0	0	.000	0	0
Austin Wilhite	8	4	3	1	.875	1	0	0	.000	0	0
Oscar Serratos	15	2	9	4	.733	0	0	0	.000	0	0
Roedig, C	2	0	1	1	.500	0	1	0	1.000	0	0
Luke Bartnicki	0	0	0	0	.000	0	0	0	.000	0	0
Xzavion Curry	0	0	0	0	.000	0	0	0	.000	0	0
Brant Hurter	0	0	0	0	.000	0	0	0	.000	0	0
Jonathan Hughes	0	0	0	0	.000	0	0	0	.000	0	0
Michael Guldberg	0	0	0	0	.000	0	0	0	.000	0	0
Cole Neuber	0	0	0	0	.000	0	0	0	.000	0	0
Will Shirah	0	0	0	0	.000	0	0	0	.000	0	0
Keyton Gibson	0	0	0	0	.000	0	0	0	.000	0	0
Totals	123	87	29	7	.943	1	1	1	.500	1	0
Opponents	113	82	29	2	.982	1	2	0	1.000	1	0

Hitting minimums - 1 Games 1.5 AB/Game

Pitching minimums - 1 Games 0.8 IP/Game

2019 Georgia Tech Baseball  
Games Summary for Georgia Tech (as of Feb 18, 2019)  
(All games)

Score by innings	1	2	3	4	5	6	7	8	9	EX	Total
Georgia Tech	2	1	4	2	0	1	1	0	0	1	12
Opponents	0	1	0	1	4	2	3	3	0	0	14

Record when ...											
Overall	2-1							After 6 leading	2-0		
Conference	0-0							..... trailing	0-1		
Non-Conference	2-1							..... tied	0-0		
Home games	2-1							After 7 leading	2-0		
Away games	0-0							..... trailing	0-1		
Neutral site	0-0							..... tied	0-0		
Day games	2-1							After 8 leading	1-0		
Night games	0-0							..... trailing	0-1		
vs Left starter	0-0							..... tied	1-0		
vs Right starter	2-1										
1-Run games	1-0							Hit 0 home runs	0-1		
2-Run games	0-0							... 1 home run	1-0		
5+Run games	0-1							... 2+ home runs	1-0		
Extra innings	1-0										
Shutouts	0-0							Opponent 0 home runs	0-0		
								..... 1 home run	2-0		
Scoring 0-2 runs	0-1							..... 2+ HRs	0-1		
..... 3-5 runs	1-0										
..... 6-9 runs	1-0							Made 0 errors	0-0		
..... 10+ runs	0-0							.... 1 error	1-1		
								.... 2+ errors	1-0		
Opponent 0-2 runs	0-0										
..... 3-5 runs	2-0							Opp. made 0 errors	1-1		
..... 6-9 runs	0-1							..... 1 error	0-0		
..... 10+ runs	0-0							..... 2+ errors	1-0		
Scored in 1st inning	1-0							Out-hit opponent	2-0		
Opp. scored in 1st	0-0							Out-hit by opponent	0-1		
Scores first	2-0							Hits are tied	0-0		
Opp. scores first	0-1										

Record when team scores:											
Runs	0	1	2	3	4	5	6	7	8	9	10+
W-L	0-0	0-1	0-0	0-0	0-0	1-0	1-0	0-0	0-0	0-0	0-0

Record when opponent scores:											
Runs	0	1	2	3	4	5	6	7	8	9	10+
W-L	0-0	0-0	0-0	1-0	1-0	0-0	0-0	0-1	0-0	0-0	0-0

Record when leading after:											
Inn.	1	2	3	4	5	6	7	8			
W-L	1-0	1-0	2-0	2-0	2-0	2-0	2-0	1-0			

Record when trailing after:											
Inn.	1	2	3	4	5	6	7	8			
W-L	0-0	0-1	0-1	0-1	0-1	0-1	0-1	0-1			

Record when tied after:											
Inn.	1	2	3	4	5	6	7	8			
W-L	1-1	1-0	0-0	0-0	0-0	0-0	0-0	1-0			

Current winning streak: 1  
Longest winning streak: 1  
Longest losing streak: 1

Home attendance : 3420 ( 3 dates avg = 1140 )  
Away attendance : 0 ( 0 dates avg = 0 )  
Total attendance: 3420 ( 3 dates avg = 1140 )

2019 Georgia Tech Baseball  
Team Game-by-Game for Georgia Tech (as of Feb 18, 2019)  
Batting (All games)

Date	Opponent	ab	r	h	rbi	2b	3b	hr	tb	bb	ibb	sb	cs	hbp	sac	sf	gdp	k	po	a	e	lob	avg
Feb 15	ILLINOIS-CHICAGO	33	6	10	6	1	0	3	20	4	1	1	0	2	0	1	0	5	27	4	1	10	.303
Feb 16	RICHMOND	32	1	5	0	1	1	0	8	7	0	1	0	1	0	0	0	5	27	13	1	12	.231
Feb 16	WEST VIRGINIA	40	5	10	4	2	0	1	15	4	2	0	0	1	0	0	1	5	33	12	5	9	.238
Totals		105	12	25	10	4	1	4	43	15	3	2	0	4	0	1	1	15	87	29	7	31	.238

2019 Georgia Tech Baseball  
Team Game-by-Game for Georgia Tech (as of Feb 18, 2019)  
Pitching (All games)

Date	Opponent	ip	h	r	er	bb	so	2b	3b	hr	wp	bk	hbp	dp	ibb	score	w-l	sv	era
Feb 15	ILLINOIS-CHICAGO	9.0	6	3	3	1	14	0	0	1	0	0	1	1	0	6-3	1-0	1	3.00
Feb 16	RICHMOND	9.0	13	7	7	6	7	1	0	2	2	0	0	0	0	1-7	1-1	1	5.00
Feb 16	WEST VIRGINIA	11.0	6	4	1	2	18	2	0	1	0	0	0	0	0	5-4	2-1	1	3.41
Totals		29.0	25	14	11	9	39	3	0	4	2	0	1	1	0	12-14	2-1	1	3.41

Record: 2-1 Home: 2-1 Away: 0-0 ACC: 0-0

[illegible]

(All games Sorted by Earned run avg)

[illegible]

(All games Sorted by Fielding pct)

[illegible]

# 2019 Georgia Tech Baseball

## Individual Game-by-Game for Georgia Tech (as of Feb 18, 2019)

### #27 Luke Bartnicki - 1 appearance (All games)

Date	Opponent	GS	IP	H	R	ER	BB	SO	2B	3B	HR	WP	BK	HBP	IBB	Score	W-L	Sv	ERA	NP
Feb 16	WEST VIRGINIA		0.1	0	0	0	0	1	0	0	0	0	0	0	0	5-4	1-0	0	0.00	6
Totals		0	0.1	0	0	0	0	1	0	0	0	0	0	0	0	5-4	1-0	0	0.00	-

### #40 Micah Carpenter - 1 game (All games)

Date	Opponent	Pos	AB	R	H	RBI	2B	3B	HR	BB	SB	CS	HBP	SAC	SF	GDP	K	PO	A	E	Avg
Feb 16	RICHMOND	p	0	0	0	0	0	0	0	0	0	0	0	0	0	0	0	2	1	0	.000
Totals		0gs	0	0	0	0	0	0	0	0	0	0	0	0	0	0	0	2	1	0	.000

On base pct. .000 • Slugging pct. .000

### #40 Micah Carpenter - 1 appearance (All games)

Date	Opponent	GS	IP	H	R	ER	BB	SO	2B	3B	HR	WP	BK	HBP	IBB	Score	W-L	Sv	ERA	NP
Feb 16	RICHMOND		3.0	3	1	1	2	4	0	0	0	0	0	0	0	1-7	0-0	0	3.00	54
Totals		0	3.0	3	1	1	2	4	0	0	0	0	0	0	0	1-7	0-0	0	3.00	-

### #1 Xzavion Curry - 1 appearance (All games)

Date	Opponent	GS	IP	H	R	ER	BB	SO	2B	3B	HR	WP	BK	HBP	IBB	Score	W-L	Sv	ERA	NP
Feb 15	ILLINOIS-CHICAGO	*	5.0	5	2	2	0	9	0	0	1	0	0	0	0	6-3	1-0	0	3.60	88
Totals		1	5.0	5	2	2	0	9	0	0	1	0	0	0	0	6-3	1-0	0	3.60	-

### #11 Tristin English - 3 games (All games)

Date	Opponent	Pos	AB	R	H	RBI	2B	3B	HR	BB	SB	CS	HBP	SAC	SF	GDP	K	PO	A	E	Avg
Feb 15	ILLINOIS-CHICAGO	*1b/p	3	1	0	1	0	0	0	1	0	0	1	0	0	0	0	2	0	0	.000
Feb 16	RICHMOND	*1b	4	0	2	0	1	0	0	0	0	0	1	0	0	0	0	6	2	0	.286
Feb 16	WEST VIRGINIA	*1b/p	4	2	1	0	0	0	0	0	0	0	1	0	0	0	0	10	1	0	.273
Totals		3gs	11	3	3	1	1	0	0	1	0	0	3	0	0	0	0	18	3	0	.273

On base pct. .467 • Slugging pct. .364

### #11 Tristin English - 2 appearances (All games)

Date	Opponent	GS	IP	H	R	ER	BB	SO	2B	3B	HR	WP	BK	HBP	IBB	Score	W-L	Sv	ERA	NP
Feb 15	ILLINOIS-CHICAGO		1.0	0	0	0	0	1	0	0	0	0	0	0	0	6-3	0-0	1	0.00	9
Feb 16	WEST VIRGINIA		2.0	1	1	1	0	4	0	0	1	0	0	0	0	5-4	0-0	1	3.00	25
Totals		0	3.0	1	1	1	0	5	0	0	1	0	0	0	0	11-7	0-0	1	3.00	-

### #37 Keyton Gibson - 1 appearance (All games)

Date	Opponent	GS	IP	H	R	ER	BB	SO	2B	3B	HR	WP	BK	HBP	IBB	Score	W-L	Sv	ERA	NP
Feb 16	WEST VIRGINIA		1.2	0	0	0	0	3	0	0	0	0	0	0	0	5-4	0-0	0	0.00	19
Totals		0	1.2	0	0	0	0	3	0	0	0	0	0	0	0	5-4	0-0	0	0.00	-

### #6 Michael Guldberg - 3 games (All games)

Date	Opponent	Pos	AB	R	H	RBI	2B	3B	HR	BB	SB	CS	HBP	SAC	SF	GDP	K	PO	A	E	Avg
Feb 15	ILLINOIS-CHICAGO	*dh	4	0	1	0	0	0	0	0	0	0	0	0	0	0	0	0	0	0	.250
Feb 16	RICHMOND	ph	0	0	0	0	0	0	0	1	0	0	0	0	0	0	0	0	0	0	.250
Feb 16	WEST VIRGINIA	*dh	2	0	2	1	0	0	0	1	0	0	0	0	0	0	0	0	0	0	.500
Totals		2gs	6	0	3	1	0	0	0	2	0	0	0	0	0	0	0	0	0	0	.500

On base pct. .625 • Slugging pct. .500

# 2019 Georgia Tech Baseball Individual Game-by-Game for Georgia Tech (as of Feb 18, 2019)

## #5 Colin Hall - 3 games (All games)

Date	Opponent	Pos	AB	R	H	RBI	2B	3B	HR	BB	SB	CS	HBP	SAC	SF	GDP	K	PO	A	E	Avg
Feb 15	ILLINOIS-CHICAGO	*of	4	0	0	0	0	0	0	0	0	0	0	0	0	0	2	0	0	0	.000
Feb 16	RICHMOND	*of/of	4	0	1	0	0	0	0	0	0	0	0	0	0	0	0	0	0	0	.125
Feb 16	WEST VIRGINIA	*of	4	2	2	0	2	0	0	1	0	0	0	0	0	0	1	2	0	0	.250
Totals		3gs	12	2	3	0	2	0	0	1	0	0	0	0	0	0	3	2	0	0	.250

On base pct. .308 • Slugging pct. .417

## #8 Jonathan Hughes - 1 appearance (All games)

Date	Opponent	GS	IP	H	R	ER	BB	SO	2B	3B	HR	WP	BK	HBP	IBB	Score	W-L	Sv	ERA	NP
Feb 15	ILLINOIS-CHICAGO		2.0	1	1	1	0	1	0	0	0	0	0	1	0	6-3	0-0	0	4.50	19
Totals		0	2.0	1	1	1	0	1	0	0	0	0	0	1	0	6-3	0-0	0	4.50	-

## #21 Brant Hurter - 1 appearance (All games)

Date	Opponent	GS	IP	H	R	ER	BB	SO	2B	3B	HR	WP	BK	HBP	IBB	Score	W-L	Sv	ERA	NP
Feb 15	ILLINOIS-CHICAGO		1.0	0	0	0	1	3	0	0	0	0	0	0	0	6-3	0-0	0	0.00	17
Totals		0	1.0	0	0	0	1	3	0	0	0	0	0	0	0	6-3	0-0	0	0.00	-

## #16 Kyle McCann - 3 games (All games)

Date	Opponent	Pos	AB	R	H	RBI	2B	3B	HR	BB	SB	CS	HBP	SAC	SF	GDP	K	PO	A	E	Avg
Feb 15	ILLINOIS-CHICAGO	*c	3	1	1	1	0	0	1	2	0	0	0	0	0	0	0	14	0	0	.333
Feb 16	RICHMOND	*dh	5	0	0	0	0	0	0	0	0	0	0	0	0	0	0	0	0	0	.125
Feb 16	WEST VIRGINIA	*c	5	1	3	2	0	0	1	0	0	0	0	0	0	0	1	17	3	1	.308
Totals		3gs	13	2	4	3	0	0	2	2	0	0	0	0	0	0	1	31	3	1	.308

On base pct. .400 • Slugging pct. .769

## #10 Chase Murray - 3 games (All games)

Date	Opponent	Pos	AB	R	H	RBI	2B	3B	HR	BB	SB	CS	HBP	SAC	SF	GDP	K	PO	A	E	Avg
Feb 15	ILLINOIS-CHICAGO	*of	5	2	2	2	0	0	1	0	0	0	0	0	0	0	1	2	0	0	.400
Feb 16	RICHMOND	*of	4	0	1	0	0	0	0	1	0	0	0	0	0	0	1	2	0	0	.333
Feb 16	WEST VIRGINIA	*of	5	0	0	0	0	0	0	0	0	0	0	0	0	0	1	1	0	0	.214
Totals		3gs	14	2	3	2	0	0	1	1	0	0	0	0	0	0	3	5	0	0	.214

On base pct. .267 • Slugging pct. .429

## #4 Cole Neuber - 1 game (All games)

Date	Opponent	Pos	AB	R	H	RBI	2B	3B	HR	BB	SB	CS	HBP	SAC	SF	GDP	K	PO	A	E	Avg
Feb 16	WEST VIRGINIA	ph	0	0	0	0	0	0	0	1	0	0	0	0	0	0	0	0	0	0	.000
Totals		0gs	0	0	0	0	0	0	0	1	0	0	0	0	0	0	0	0	0	0	.000

On base pct. 1.000 • Slugging pct. .000

## #22 Baron Radcliff - 1 game (All games)

Date	Opponent	Pos	AB	R	H	RBI	2B	3B	HR	BB	SB	CS	HBP	SAC	SF	GDP	K	PO	A	E	Avg
Feb 16	RICHMOND	ph/of	1	0	0	0	0	0	0	0	0	0	0	0	0	0	1	1	0	0	.000
Totals		0gs	1	0	0	0	0	0	0	0	0	0	0	0	0	0	1	1	0	0	.000

On base pct. .000 • Slugging pct. .000



# 2019 Georgia Tech Baseball Individual Game-by-Game for Georgia Tech (as of Feb 18, 2019)

## #19 Roedig, C - 1 game (All games)

Date	Opponent	Pos	AB	R	H	RBI	2B	3B	HR	BB	SB	CS	HBP	SAC	SF	GDP	K	PO	A	E	Avg
Feb 16	RICHMOND	*p	0	0	0	0	0	0	0	0	0	0	0	0	0	0	0	0	1	1	.000
Totals		1gs	0	0	0	0	0	0	0	0	0	0	0	0	0	0	0	0	1	1	.000

On base pct. .000 • Slugging pct. .000

## #19 Roedig, C - 1 appearance (All games)

Date	Opponent	GS	IP	H	R	ER	BB	SO	2B	3B	HR	WP	BK	HBP	IBB	Score	W-L	Sv	ERA	NP
Feb 16	RICHMOND	*	1.1	1	1	1	3	1	0	0	0	0	0	0	0	1-7	0-1	0	6.75	41
Totals		1	1.1	1	1	1	3	1	0	0	0	0	0	0	0	1-7	0-1	0	6.75	-

## #23 Oscar Serratos - 3 games (All games)

Date	Opponent	Pos	AB	R	H	RBI	2B	3B	HR	BB	SB	CS	HBP	SAC	SF	GDP	K	PO	A	E	Avg
Feb 15	ILLINOIS-CHICAGO	*3b	3	1	2	1	0	0	1	1	0	0	0	0	0	0	0	0	1	0	.667
Feb 16	RICHMOND	*3b	4	0	0	0	0	0	0	0	0	0	0	0	0	0	1	0	2	0	.286
Feb 16	WEST VIRGINIA	*3b	5	0	0	0	0	0	0	0	0	0	0	0	0	1	1	2	6	4	.167
Totals		3gs	12	1	2	1	0	0	1	1	0	0	0	0	0	1	2	2	9	4	.167

On base pct. .231 • Slugging pct. .417

## #34 Will Shirah - 1 appearance (All games)

Date	Opponent	GS	IP	H	R	ER	BB	SO	2B	3B	HR	WP	BK	HBP	IBB	Score	W-L	Sv	ERA	NP
Feb 16	RICHMOND		1.1	2	0	0	0	1	0	0	0	0	0	0	0	1-7	0-0	0	0.00	26
Totals		0	1.1	2	0	0	0	1	0	0	0	0	0	0	0	1-7	0-0	0	0.00	-

## #20 Jamie Taylor - 1 game (All games)

Date	Opponent	Pos	AB	R	H	RBI	2B	3B	HR	BB	SB	CS	HBP	SAC	SF	GDP	K	PO	A	E	Avg
Feb 16	RICHMOND	c	0	0	0	0	0	0	0	1	0	0	0	0	0	0	0	4	0	0	.000
Totals		0gs	0	0	0	0	0	0	0	1	0	0	0	0	0	0	0	4	0	0	.000

On base pct. 1.000 • Slugging pct. .000

## #42 Connor Thomas - 1 game (All games)

Date	Opponent	Pos	AB	R	H	RBI	2B	3B	HR	BB	SB	CS	HBP	SAC	SF	GDP	K	PO	A	E	Avg
Feb 16	WEST VIRGINIA	*p	0	0	0	0	0	0	0	0	0	0	0	0	0	0	0	0	1	0	.000
Totals		1gs	0	0	0	0	0	0	0	0	0	0	0	0	0	0	0	0	1	0	.000

On base pct. .000 • Slugging pct. .000

## #42 Connor Thomas - 1 appearance (All games)

Date	Opponent	GS	IP	H	R	ER	BB	SO	2B	3B	HR	WP	BK	HBP	IBB	Score	W-L	Sv	ERA	NP
Feb 16	WEST VIRGINIA	*	7.0	5	3	0	2	10	2	0	0	0	0	0	0	5-4	0-0	0	0.00	91
Totals		1	7.0	5	3	0	2	10	2	0	0	0	0	0	0	5-4	0-0	0	0.00	-

## #18 Cameron Turley - 1 game (All games)

Date	Opponent	Pos	AB	R	H	RBI	2B	3B	HR	BB	SB	CS	HBP	SAC	SF	GDP	K	PO	A	E	Avg
Feb 16	RICHMOND	*c	1	0	0	0	0	0	0	1	0	0	0	0	0	0	1	3	1	0	.000
Totals		1gs	1	0	0	0	0	0	0	1	0	0	0	0	0	0	1	3	1	0	.000

On base pct. .500 • Slugging pct. .000

2019 Georgia Tech Baseball  
Individual Game-by-Game for Georgia Tech (as of Feb 18, 2019)

#7 Luke Waddell - 3 games (All games)

Date	Opponent	Pos	AB	R	H	RBI	2B	3B	HR	BB	SB	CS	HBP	SAC	SF	GDP	K	PO	A	E	Avg
Feb 15	ILLINOIS-CHICAGO	*2b	4	1	1	0	1	0	0	0	1	0	1	0	0	0	1	2	2	0	.250
Feb 16	RICHMOND	*2b	5	0	0	0	0	0	0	0	0	0	0	0	0	0	0	2	3	0	.111
Feb 16	WEST VIRGINIA	*2b	4	0	0	0	0	0	0	1	0	0	0	0	0	0	1	0	1	0	.077
Totals		3gs	13	1	1	0	1	0	0	1	1	0	1	0	0	0	2	4	6	0	.077

On base pct. .200 • Slugging pct. .154

#35 Jackson Webb - 2 games (All games)

Date	Opponent	Pos	AB	R	H	RBI	2B	3B	HR	BB	SB	CS	HBP	SAC	SF	GDP	K	PO	A	E	Avg
Feb 15	ILLINOIS-CHICAGO	1b	0	0	0	0	0	0	0	0	0	0	0	0	0	0	0	1	0	0	.000
Feb 16	WEST VIRGINIA	1b	1	0	0	0	0	0	0	0	0	0	0	0	0	0	0	0	0	0	.000
Totals		0gs	1	0	0	0	0	0	0	0	0	0	0	0	0	0	0	1	0	0	.000

On base pct. .000 • Slugging pct. .000

#14 Austin Wilhite - 3 games (All games)

Date	Opponent	Pos	AB	R	H	RBI	2B	3B	HR	BB	SB	CS	HBP	SAC	SF	GDP	K	PO	A	E	Avg
Feb 15	ILLINOIS-CHICAGO	*ss	3	0	2	1	0	0	0	0	0	0	0	0	1	0	1	1	1	1	.667
Feb 16	RICHMOND	*ss	2	1	1	0	0	1	0	2	1	0	0	0	0	0	1	3	2	0	.600
Feb 16	WEST VIRGINIA	*ss	5	0	1	0	0	0	0	0	0	0	0	0	0	0	0	0	0	0	.400
Totals		3gs	10	1	4	1	0	1	0	2	1	0	0	0	1	0	2	4	3	1	.400

On base pct. .462 • Slugging pct. .600

#31 Nick Wilhite - 3 games (All games)

Date	Opponent	Pos	AB	R	H	RBI	2B	3B	HR	BB	SB	CS	HBP	SAC	SF	GDP	K	PO	A	E	Avg
Feb 15	ILLINOIS-CHICAGO	*of	4	0	1	0	0	0	0	0	0	0	0	0	0	0	0	5	0	0	.250
Feb 16	RICHMOND	*of	2	0	0	0	0	0	0	1	0	0	0	0	0	0	0	3	0	0	.167
Feb 16	WEST VIRGINIA	*of	5	0	1	1	0	0	0	0	0	0	0	0	0	0	0	1	0	0	.182
Totals		3gs	11	0	2	1	0	0	0	1	0	0	0	0	0	0	0	9	0	0	.182

On base pct. .250 • Slugging pct. .182

#41 Amos Willingham - 1 game (All games)

Date	Opponent	Pos	AB	R	H	RBI	2B	3B	HR	BB	SB	CS	HBP	SAC	SF	GDP	K	PO	A	E	Avg
Feb 16	RICHMOND	p	0	0	0	0	0	0	0	0	0	0	0	0	0	0	0	1	1	0	.000
Totals		0gs	0	0	0	0	0	0	0	0	0	0	0	0	0	0	0	1	1	0	.000

On base pct. .000 • Slugging pct. .000

#41 Amos Willingham - 1 appearance (All games)

Date	Opponent	GS	IP	H	R	ER	BB	SO	2B	3B	HR	WP	BK	HBP	IBB	Score	W-L	Sv	ERA	NP
Feb 16	RICHMOND		3.1	7	5	5	1	1	1	0	2	2	0	0	0	1-7	0-0	0	13.50	70
Totals		0	3.1	7	5	5	1	1	1	0	2	2	0	0	0	1-7	0-0	0	13.50	-