



UCLA BASEBALL

UCLA Athletic Communications / J.D. Morgan Center / 325 Westwood Plaza / Los Angeles, CA 90095 / (310) 206-4008
Baseball Contact: Andrew Wagner (awagner@athletics.ucla.edu)

UCLA'S 2019 STAT LEADERS

BATTER	GP/GS	AVG	AB	H	HR	RBI
Jake Pries	4/3	.500	10	5	0	5
Jeremy Ydens	4/4	.385	13	5	0	3
Ryan Kreidler	4/4	.357	14	5	0	2

PITCHER	GP/GS	ERA	W-L	IP	SO
Jack Ralston	1/1	0.00	1-0	6.0	7
Zach Pettway	1/1	0.00	0-0	5.2	9
Jesse Bergin	1/1	0.00	1-0	5.2	9

2019 SCHEDULE

FEBRUARY

Fri.	15	St. John's	W, 3-2
Sat.	16	St. John's	W, 9-0
Sun.	17	St. John's	W, 11-1
Tues.	19	Loyola Marymount	W, 5-0
Fri.	22	at Georgia Tech	1 PM
Sat.	23	at Georgia Tech	11 AM
Sun.	24	at Georgia Tech	10 AM
Tues.	26	at CSUN	2 PM

MARCH

Fri.	1	Sacramento State	6 PM
Sat.	2	Sacramento State	2 PM
Sun.	3	Sacramento State	1 PM
Tues.	5	Pepperdine	6 PM
Fri.	8	vs. Michigan	6 PM
Sat.	9	vs. Oklahoma State	2 PM
Sun.	10	vs. USC ^	(TV: P12N) 3 PM
Wed.	12	at Long Beach State	6 PM
Fri.	15	Oregon State*	6 PM
Sat.	16	Oregon State*	(TV: P12N) 6 PM
Sun.	17	Oregon State*	(TV: P12N) 12 PM
Fri.	22	Arizona*	6 PM
Sat.	23	Arizona*	2 PM
Sun.	24	Arizona*	1 PM
Tues.	26	at Loyola Marymount	6 PM
Fri.	29	at USC*	(TV: P12N) 7 PM
Sat.	30	at USC*	(TV: P12N) 4 PM
Sun.	31	at USC*	(TV: P12N) 4 PM

APRIL

Tues.	2	CSUN	6 PM
Fri.	5	at Stanford*	6:05 PM
Sat.	6	at Stanford*	2:05 PM
Sun.	7	at Stanford*	1:05 PM
Tues.	9	UC Irvine	6 PM
Fri.	12	East Carolina	6 PM
Sat.	13	East Carolina (DH Game 1)	2 PM
Sat.	13	East Carolina (DH Game 2)	6 PM
Thu.	18	California*	(TV: P12N) 7 PM
Fri.	19	California*	(TV: P12N) 7 PM
Sat.	20	California*	2 PM
Tues.	23	at Cal State Fullerton	6 PM
Fri.	26	Utah*	6 PM
Sat.	27	Utah*	2 PM
Sun.	28	Utah*	1 PM
Tues.	30	at Pepperdine	3 PM

MAY

Fri.	3	at Arizona State*	(TV: P12N) 7 PM
Sat.	4	at Arizona State*	(TV: P12N) 3 PM
Sun.	5	at Arizona State*	(TV: P12N) 2 PM
Tues.	7	Long Beach State	6 PM
Fri.	10	at Washington State*	5:05 PM
Sat.	11	at Washington State*	2:05 PM
Sun.	12	at Washington State*	12:05 PM
Tues.	14	at UC Irvine	6 PM
Fri.	17	Washington*	(TV: P12N) 6 PM
Sat.	18	Washington*	(TV: P12N) 7 PM
Sun.	19	Washington*	(TV: P12N) 12 PM
Thurs.	23	Oregon*	(TV: P12N) 6 PM
Fri.	24	Oregon*	(TV: P12N) 6 PM
Sat.	25	Oregon*	(TV: ESPNU) 4 PM

JUNE

5/31-6/3	NCAA Regionals	TBD
6/7-10	NCAA Super Regionals	TBD
6/15-26	College World Series	TBD

All Times are Pacific Time

*Pac-12 Conference Game

^ Dodger Stadium College Baseball Classic

UCLA ON SOCIAL MEDIA

Baseball Twitter: @UCLABaseball

Baseball Instagram: @UCLABruinsBaseball

Baseball Facebook: /UCLABaseball

UCLA Athletics Twitter: @UCLAathletics

UCLA Athletics Instagram: @UCLAathletics

UCLA Athletics Facebook: /UCLAathletics

#GOBRUINS

No. 3 UCLA (4-0) vs. No. 19 Georgia Tech (2-1)

Feb. 22-24, 2019

Atlanta, Ga. (Russ Chandler Stadium)

SERIES INFORMATION

Venue: Russ Chandler Stadium (4,157)

First Pitch: 1 PM / 11 AM / 10 AM (All PT)

Internet Radio: UCLABruins.com

Radio Talent: Tim Wilhelm



vs.



2-1

4-0

All-Time Series: UCLA leads 4-2

UCLA and GT facing off for first time since 1999

NO. 3 UCLA HEADS EAST FOR CRITICAL THREE-GAME SET AT GEORGIA TECH

No. 3-ranked UCLA (4-0) flies to Atlanta, Ga. this weekend for a three-game set at Georgia Tech. The series represents the first road games of the year for the Bruins. Game times are set for 1 p.m. PT on Friday, 11 a.m. PT on Saturday, and 10:00 a.m. PT on Sunday. There will be live audio broadcasts of each game available on UCLABruins.com. Fans can also follow along with live Twitter updates at @UCLABaseball.

PROJECTED PITCHING MATCHUPS

Friday, Feb. 22 - 1 p.m. PT

UCLA - Zach Pettway, RHP, So. (0-0, 0.00 ERA)

GT - RHP Xzavion Curry, Jr. (1-0, 3.60 ERA)

Saturday, Feb. 23 - 11 a.m. PT

UCLA - Jack Ralston, RHP, R.Jr. (1-0, 0.00 ERA)

GT - Connor Thompson, LHP, Jr. (0-0, 0.00 ERA)

Sunday, Feb. 24 - 10 a.m. PT

UCLA - Jesse Bergin, RHP, Fr. (1-0, 0.00 ERA)

GT - Brant Hurter, LHP, Jr. (0-0, 0.00 ERA)

BRUINS ON A ROLL

UCLA enters the weekend on a four-game winning streak to start the season, the fifth time in the John Savage era that the Bruins have gone 4-0 out of the gate (all since 2010). The previous four UCLA teams to do so won an average of 42 games.

NO RUNS FOR YOU

Not only are the Bruins unbeaten to this point of the season, they have yet to allow an earned run so far to any opponent. NCAA-wide, only Tennessee is able to boast the same. This is the first time UCLA has registered a 0.00 ERA through four games since the Gerrit Cole and Trevor Bauer-led Bruins did so in 2011.

UCLA SHUTS OUT LMU TO WIN FOURTH STRAIGHT

The Bruins wrapped up a perfect four-game homestand with a 5-0 shutout of visiting Loyola Marymount on Tuesday night. Jake Pries had the biggest offensive at-bat of the night, lofting a triple off the left field wall to bring in three runs and make it 4-0 in the third inning. Matt McLain (RBI walk) and Ryan Kreidler (sac fly) drove in the other runs. Nick Nastrini drew the start and tossed a 2 2/3 scoreless, striking out nine. Six Bruin relievers teamed up to shut out the Lions rest of the way. Nate Hadley had the longest assignment of all the bullpen guys, striking out a pair over 1 1/3 innings to earn the win.

GRAB SOME PINE

Despite missing frontline starter Ryan Garcia, UCLA has recorded some of the best strikeout numbers in the country so far this season. The Bruins are averaging 14.5 strikeouts per game, a figure that trails only Duke (15.8) and San Diego State (14.8) nationally. UCLA has recorded at least 13 team strikeouts in every game, including a season-best 17 against Loyola Marymount on Tuesday which stands as the most single-game strikeouts recorded by the Bruins since Mar. 19, 2016 against Washington State (also 17).

UCLA PITCHERS THRIVING IN THE EARLY GOING

After the first week of regular season action, the UCLA pitching staff finds itself at or near the top of nearly every pitching statistic in the Pac-12. UCLA leads the league in ERA (0.00), strikeouts (58), batting average against (.110), runs allowed (3), earned runs allowed (0), walks allowed (5), hits allowed (13), and extra-base hits allowed (3). Nationally, the Bruins rank top-five in the country in rate stats such as ERA (T-1st), WHIP (0.58, 1st), strikeout-to-walk ratio (7.25, 1st), hits per nine (3.25, 2nd), and strikeouts per nine (14.5, third).

BIG INNINGS

UCLA has put up a crooked number in at least one inning of every game so far this season. In each of the past three games, the Bruins have logged a single inning with four runs or more.

DON'T MESS WITH THE BULL(PEN)

As good as UCLA's starting pitchers have been, the bullpen has been downright unhittable. Over 14 2/3 combined innings of work, Bruin relievers allowed just three hits while striking out 24 (a 14.7 K/9 ratio). Junior righty Kyla Mora (4 IP, 0 H, 8 K), and sophomore righty Holden Powell (3 IP, 1 SV, 1 H) have been especially impressive so far, though Nate Hadley (2.2 IP, 4 K), Filby (1.1 IP, 2 K), and Michael Townsend (1.2 IP, 4 K) have all thrived when called upon.

SAVAGE EYES A PAIR OF MILESTONES

Heading into the weekend, UCLA head coach John Savage is in striking distance of a pair of career milestones. As of the series opener, he needs nine wins for 500 at UCLA and 21 wins for 600 overall in his career.

MEDIA INFORMATION

UCLA Athletic Communications

J.D. Morgan Center, Suite 128

325 Westwood Plaza, Los Angeles, CA 90095

Baseball Contact	Andrew Wagner
Office Phone	(310) 206-4008
Cell Phone	(818) 437-3160
E-Mail	awagner@athletics.ucla.edu
Fax	(310) 825-8664
Website	www.uclabruins.com

Media Availability

Player and coach media availability typically takes place before practice on Thursday. Practices at this time take place at Jackie Robinson Stadium from 2-4 p.m. Please contact the Athletic Communications Office early in the week to confirm practice times and availability. Media requests should be made 24 hours in advance.

Credentials

Credential requests for both home and road games must be made 24 hours prior to game time by emailing Andrew Wagner (awagner@athletics.ucla.edu)

Credential Pickup

Credentials are available on game day at Jackie Robinson Stadium at the ticket office window.

Media Seating

Media seating is available in the general admission seating sections of Jackie Robinson Stadium.

Photography Areas

Credentialed photographers are permitted to shoot from the camera well areas located down the left and right-field lines.

Postgame Procedure

Head coach John Savage and selected players will be available to the media on the field after a cooling-off period at the clubhouse on the left-field side of the stadium.

2019 UCLA QUICK FACTS

School Information

Founded	1919
Enrollment	45,428 (2017)
Nickname	Bruins
Colors	Blue and Gold
Home Field (capacity)	Jackie Robinson Stadium (1,879)
Surface	Grass
Dimensions	330/370/395/370/330
Affiliation	NCAA Division I
Conference	Pac-12
Chancellor	Dr. Gene Block
Director of Athletics	Dan Guerrero
Athletic Dept. Phone	(310) 825-8699
Ticket Office Phone	(310) 825-2101

Baseball History

First Season of Baseball	1920
All-Time Record	2473-2043-35 (.548)
NCAA Championships	1 (2013)
Conference Championships	11 (2015)
CWS Appearances	5 (1969, 1997, 2010, 2012, 2013)
Super Reg. Appearances	5 (2000, 2007, 2010, 2012, 2013)
Regional Appearances	22 (last, 2018)

Team Information

2018 Record	38-21 (.644)
Home / Away / Neutral	22-6 / 13-13 / 3-2
2018 Pac-12 Record / Finish	19-11 (.633) / 4th
Pac-12 Home / Away	13-2 / 6-9
Final Ranking	23
Lettermen Returning / Lost	23 / 9
Newcomers	12
Starting Position Players Returning / Lost	7 / 2
Starting Pitchers Returning / Lost	2 / 2
2018 MLB Draft Selections	4 (3 signed)

Coaching Staff

Head Coach	John Savage
Record at UCLA	487-349-1 (15 years)
Career Record	575-433-2 (18 years)
Assistant Coaches	Rex Peters (8th year), Bryant Ward (4th year), Niko Gallego (5th year), David Berg (1st year)
Director of Operations	Steve Rodriguez (3rd year)
Athletics Trainer	Carl Stocklin

2019 UCLA NUMERICAL ROSTER

No.	Name	Yr.	Pos.	B/T	Ht.	Wt.	Hometown (Previous School)
1	McLain, Matt	Fr.	INF/OF	R/R	5-9	163	Tustin, Calif. (Beckman HS)
3	Kreidler, Ryan	Jr.	INF	R/R	6-4	208	Davis, Calif. (Davis HS)
4	Kendall, Kevin	So.	INF	L/R	5-10	166	La Mirada, Calif. (La Mirada HS)
5	Mitchell, Garrett	So.	OF	L/R	6-3	204	Orange, Calif. (Orange Lutheran HS)
6	Stronach, Jack	Jr.	INF	L/R	6-2	188	La Mesa, Calif. (Helix HS)
7	Toglia, Michael	Jr.	1B/OF	S/L	6-5	226	Gig Harbor, Wash. (Gig Harbor HS)
8	Silva, Jarron	RS So.	OF	L/L	5-10	183	Stockton, Calif. (St. Mary's HS)
9	Teijeiro, RJ	So.	C/INF	L/R	6-0	211	Foster City, Calif. (St. Francis HS)
10	Perez, Mikey	Fr.	INF	R/R	6-0	191	Cerritos, Calif. (Gahr HS)
11	Moberg, Jake	Fr.	INF/RHP	R/R	6-1	189	Murrieta, Calif. (Vista Murrieta HS)
12	Hooper, Justin	RS Jr.	LHP	L/L	6-8	238	San Ramon, Calif. (De La Salle HS)
14	Mullen, Sean	Fr.	RHP	R/R	6-2	182	Bakersfield, Calif. (Stockdale HS)
15	McInerny, Will	Jr.	C	R/R	5-11	172	Laguna Beach, Calif. (Laguna Beach HS)
16	Cuellar, Kyle	Jr.	UTL	L/R	6-0	188	Arcadia, Calif. (La Salle HS)
18	Ydens, Jeremy	Jr.	OF	R/R	6-2	200	Campbell, Calif. (St. Francis HS)
19	Ralston, Jordan	RS Jr.	RHP	R/R	6-6	231	Valencia, Calif. (Hart HS)
21	Prendiz, Jordan	RS So.	OF	L/L	5-10	180	Visalia, Calif. (Mt. Whitney HS)
24	Pettway, Zach	So.	RHP	R/R	6-1	215	Long Beach, Calif. (Long Beach Wilson HS)
25	Cardenas, Noah	Fr.	C	R/R	6-1	183	Saugus, Calif. (Alemany HS)
27	Filby, Jack	Fr.	INF/RHP	L/R	6-0	185	Sacramento, Calif. (C.K. McClatchy HS)
28	Hirabayashi, Jake	Sr.	INF	R/R	5-11	188	Sherman Oaks, Calif. (Notre Dame HS)
29	Townsend, Michael	So.	RHP	R/R	6-1	186	Los Alamitos, Calif. (Los Alamitos HS)
30	Nastrini, Nick	Fr.	RHP	R/R	6-3	204	San Diego, Calif. (Cathedral Catholic HS)
31	Schwartz, JT	Fr.	INF	L/R	6-4	197	Newport Beach, Calif. (Corona Del Mar HS)
32	Garcia, Ryan	Jr.	RHP	R/R	6-0	180	Arcadia, Calif. (La Salle HS)
33	Strumpf, Chase	Jr.	INF	R/R	6-1	191	Ladera Ranch, Calif. (J Serra HS)
34	Rubi, Felix	Jr.	RHP	R/R	6-2	194	Pacoima, Calif. (Glendale JC)
35	Mora, Kyle	Jr.	RHP	R/R	6-3	201	Los Alamitos, Calif. (Los Alamitos HS)
36	Pries, Jake	Sr.	1B/OF	R/R	6-4	226	San Juan Capistrano, Calif. (J Serra HS)
40	Powell, Holden	So.	RHP	R/R	6-0	180	Visalia, Calif. (Mt. Whitney HS)
43	Colwell, Daniel	Fr.	LHP	L/L	6-1	171	Berkeley, Calif. (Saint Mary's College HS)
44	Scheidler, Nick	Jr.	LHP	L/L	6-3	192	Encinitas, Calif. (La Costa Canyon HS)
45	Hadley, Nate	RS Sr.	RHP	R/R	5-11	182	Encino, Calif. (Loyola HS)
51	Boatman, Dennis	Fr.	RHP	R/R	6-5	224	Roseville, Calif. (Woodcreek HS)
55	Bergin, Jesse	Fr.	RHP	R/R	6-4	195	Studio City, Calif. (Harvard-Westlake HS)

COACHING STAFF

22	John Savage	Head Coach	15th Season
17	Rex Peters	Assistant Coach	8th Season
23	Bryant Ward	Assistant Coach	4th Season
2	Niko Gallego	Assistant Coach	5th Season
	David Berg	Undergrad Assistant Coach	1st Season
	Steve Rodriguez	Director of Ops.	3rd Season
	Blake Patrick	Director of Player Development	1st Season

PRONUNCIATION GUIDE

Kyle CuellarKWAY-ar
Niko GallegoNEE-koh guy-AY-go
Jake Hirabayashiheer-uh-by-ah-shee
Ryan KreidlerCRY-dler
Will McInernyMAK-uh-nur-nee
Jake PriesPREES
RJ TeijeiroTuh-JAIR-oh
Nick ScheidlerSHY-dler
Jack Stronachstraw-nik
Michael TogliaTOW-lee-ah
Jeremy YdensI-dens

ALUMNI SPOTLIGHT

- This offseason, UCLA alums Dave Roberts (Los Angeles Dodgers) and Torey Lovullo (Arizona Diamondbacks) both inked extensions to remain the managers of their respective clubs. Roberts has led the Dodgers to the NL pennant in each of the past two seasons.
- Former Bruin infielder Chase Utley announced his retirement from baseball after the 2018 MLB season. He finished with a .275/.358/.465 slash line, 259 home runs, and 1,885 hits in a 16-year career with the Philadelphia Phillies and Los Angeles Dodgers. He was a six-time All-Star, four-time Silver Slugger Award winner, and a key member of the Phillies' 2008 World Series-winning club. A Long Beach native, he starred at UCLA from 1998-2000, crafting a .323 career average and taking home All-America honors twice.
- Gerrit Cole and Trevor Bauer both won their arbitration cases this winter. Cole set the record for largest salary ever awarded via arbitration (\$13.5 million) while Bauer was just behind him at \$13 million.

WIN-LOSS RECORD WHEN...		
Overall		4-0
Pac-12		0-0
Pac-12 Home / Road	0-0 / 0-0	
Non-Conference		4-0
Home games		4-0
Away games		0-0
Neutral site		0-0
Day games		2-0
Night games		2-0
vs. Left-handed starter		3-0
vs. Right-handed starter		1-0
1-run games		1-0
2-run games		0-0
5+ run games		3-0
Extra innings		0-0
Shutouts		2-0
When UCLA scores...		
0-2 runs		0-0
3-5 runs		2-0
6-9 runs		1-0
10+ runs		1-0
When the opponent scores...		
0-2 runs		4-0
3-5 runs		0-0
6-9 runs		0-0
10+ runs		0-0
Inning breakdown		
UCLA scored in 1st inning		0-0
Opponent scored in 1st inning		0-0
UCLA scores first		2-0
Opponent scores first		2-0
After 6, leading		3-0
trailing		1-0
tied		0-0
After 7, leading		4-0
trailing		0-0
tied		0-0
After 8, leading		4-0
trailing		0-0
tied		0-0
Miscellaneous statistics		
Hit 0 home runs		3-0
Hit 1 home run		1-0
Hit 2+ home runs		0-0
Opponent hit 0 home runs		4-0
Opponent hit 1 home run		0-0
Opponent hit 2+ home runs		0-0
Made 0 errors		2-0
Made 1 error		1-0
Made 2+ errors		1-0
Opponent made 0 errors		1-0
Opponent made 1 error		2-0
Opponent made 2+ errors		1-0
UCLA out-hit opponent		4-0
Opponent out-hit UCLA		0-0
Hits are tied		0-0
UCLA's record in		
February		4-0
March		0-0
April		0-0
May		0-0
UCLA's record on		
Tuesday		1-0
Friday		1-0
Saturday		1-0
Sunday		1-0
UCLA's record when		
Zach Pettway starts		1-0
Jack Ralston starts		1-0
Jesse Bergin starts		1-0
Nick Nastrini starts		1-0

LAST WEEKEND IN REVIEW

UCLA couldn't have hoped for a much better start to the 2019 season, sweeping Big East-member St. John's in a three-game home series. The Bruins outscored the Red Storm 23-3, and all three of the visitors' runs for the series were unearned.

- UCLA started the series with a 3-2 win on Opening Day, overcoming a 2-0 deficit. The Bruins scored the game-winning run as part of a go-ahead seventh inning two-run rally, with Chase Strumpf and Matt McLain drawing bases loaded walks. The Bruins had previously loaded the bases on a drag bunt single from Ryan Kreidler, a Jeremy Ydens walk, and a catcher's interference call. Freshman Jack Filby picked up the win after tossing a scoreless top of the seventh.
- The Bruins won the series with a 9-0 decision on Saturday. UCLA allowed just three hits in the shutout. Jack Ralston went a career-high six innings to earn the win, while the UCLA bullpen didn't allow a single hit the rest of the way. McLain, Jake Pries, and Kreidler had RBI extra-base hits in a decisive four-run second inning.
- UCLA completed the sweep with an 11-1 Sunday win. SJU opened the scoring in the third, but the Bruins scored 11 unanswered to claim the game comfortably. UCLA broke the game open with a seven-run seventh. The Bruins allowed just two hits for the game, the team's first two-hitter since Feb. 19, 2017 (vs. San Jose State).
- UCLA scored at least 20 runs in its opening weekend for the ninth time in 15 seasons under John Savage.
- Last weekend was the first time UCLA allowed just nine hits over a three-game span since Feb. 18-21, 2017 (vs. San Jose State and UC Riverside)

SCOUTING THE YELLOW JACKETS

Georgia Tech enters the series with a 2-1 weekend, defeating Illinois-Chicago and West Virginia while falling to Richmond at home last weekend. The Yellow Jackets had a Tuesday contest at Georgia Southern canceled due to rain. GT is ranked as high as No. 19 heading into the week (Collegiate Baseball), and was ranked as high as No. 17 in the preseason. The Yellow Jackets are coming off a 31-27 season that saw them finish fourth in the ACC Coastal Division. They return seven of nine starting position players and their entire rotation.

AGAINST THE ACC

UCLA has a 23-27 all-time record against ACC clubs. However, the Bruins only have losing records against two of the 14 teams in the ACC (Florida State, Miami).

RANKINGS ROUNDUP

UCLA has either stood pat or moved up in every national poll this week. The Bruins are still ranked as high as No. 3, a spot where three outlets (Baseball American, Collegiate Baseball, NCBWA) have them. UCLA also moved up one spot in the D1Baseball.com poll, to No. 4.

BRUINS PICKED TO WIN PAC-12 IN PRESEASON COACHES POLL

In a vote of all 11 Pac-12 coaches, the Bruins were picked as the favorites to win the league in 2019. UCLA received eight of 11 first place votes and a league-high 97 points. 2015 was the last time that UCLA was picked to finish first in the Preseason Coaches Poll, which was also the last time that UCLA won the league. Stanford (two first place votes, 90 points) and Oregon St. (one first place vote, 85 points) also received first place votes. They were followed in succession by Arizona (67), Washington (60), Arizona State (59), Oregon (49), California (37), USC (32), Washington State (15), and Utah (14).

STRUMPF NAMED A UNANIMOUS FIRST TEAM PRESEASON ALL-AMERICAN

UCLA junior Chase Strumpf was the First Team second baseman on every Preseason All-America team released this offseason, as he was honored by Baseball America, D1Baseball, Collegiate Baseball, NCBWA, and Perfect Game. He was one of just four players nationwide to gain consensus First Team status, joining catcher Adley Rutschman (Oregon State), first baseman Andrew Vaughn (Cal), and third baseman Josh Jung (Texas Tech). Strumpf slashed .363/.475/.633 last year with 12 home runs and 53 RBIs en route to All-America and Dick Howser Award semifinalist honors.

TOGLIA, YDENS ALSO PICK UP ALL-AMERICAN ACCLAIM

Strumpf wasn't the only Bruin to get preseason publicity, as both Michael Toglia and Jeremy Ydens were named Preseason All-Americans. Toglia was a Second Teamer in D1Baseball and a Third Team choice in Collegiate Baseball, NCBWA, and Perfect Game, while Ydens was a Second Team outfielder per Collegiate Baseball. Toglia (.336 average, 11 home runs) and Ydens (.350 average, 28 extra-base hits) were key middle-of-the-order bats for the Bruins last year.

FABULOUS FRESHMEN

UCLA's newest class of newcomers was ranked as high as No. 4 in the country (D1Baseball). The Bruins' new class was the highest-ranked in the Pac-12 and in the western half of the country. UCLA has turned in a top-25 recruiting class for five consecutive seasons, while the Bruins' No. 4 ranking is the highest for the program since 2015. A trio of frosh players were selected to D1Baseball's Top-100 Impact Freshmen List, including list-topper Matt McLain, catcher Noah Cardenas (No. 81), and right-handed pitcher Sean Mullen (No. 89).

MCLAIN CHOOSES UCLA

The Bruins' freshman class is highlighted by Tustin, Calif. native Matt McLain, who opted to attend UCLA after being drafted in the first round (25th overall) of the 2018 MLB First-Year Player Draft by the Arizona Diamondbacks. McLain is the second first-round draft pick out of high school to attend UCLA, following in the footsteps of Gerrit Cole (2008). Other high draft choices to turn down MLB overtures include Troy Glaus (37th overall, 1994) and Chase Utley (76th overall, 1997).

UCLA IN THE POSITIONAL POWER RANKINGS

UCLA was well-represented in the D1Baseball.com positional power rankings, published just before the start of the season. Chase Strumpf was the Bruins' top player, taking the No. 1 spot at second base. The Bruins' other starting infielder all made it was well: Michael Toglia was the No. 3 first baseman, Kevin Kendall was the No. 21 shortstop, and Ryan Kreidler was No. 29 at third base. All three of the Bruins' starting outfielders made the power rankings too: Jeremy Ydens (No. 15), Matt McLain (No. 37), and Garrett Mitchell (No. 62). A pair of Bruin starting pitchers were recognized (Ryan Garcia, No. 20 and Zach Pettway, No. 100) while Holden Powell (No. 35) made the relievers list.

DYNAMIC DUO NAMED TO GOLDEN SPIKES AWARD WATCH LIST

UCLA's Chase Strumpf and Michael Toglia were both named to the Golden Spikes Award Watch List prior to the new season. In 2018, Strumpf and Toglia were the most prolific Bruin teammates of the last 20 years. The right-side of the UCLA infield became the first Bruin duo since 2007 to hit double-digit home runs in the same season when Cody Decker (14) and Gabe Cohen (10) accomplished the feat. Strumpf and Toglia are just the fourth and fifth Bruins since 2001 with 50-plus RBIs and 10-plus home runs in the same season. The pair also became the first UCLA teammates since 2008 to each drive in over 50 runs in the same season (Casey Haerther, 52 and Brandon Crawford, 51).

BASEBALL AMERICA

No.	School	Record	PREV
1	Vanderbilt	2-1	1
2	LSU	3-0	2
3	UCLA	3-0	3
4	Florida	3-0	4
5	North Carolina	3-0	5
6	Florida State	4-0	6
7	Stanford	3-0	7
8	Texas Tech	2-1	8
9	Mississippi State	3-0	9
10	Oregon State	3-0	10
11	East Carolina	3-0	12
12	Louisville	1-2	11
13	Mississippi	1-1	13
14	Clemson	2-1	14
15	Georgia	3-0	15
16	Baylor	4-0	16
17	Arkansas	3-0	18
18	Auburn	2-1	17
19	Texas	2-1	19
20	Michigan	3-0	20
21	Southern Mississippi	3-0	21
22	Duke	3-0	22
23	Coastal Carolina	3-0	23
24	TCU	2-1	24
25	UC Irvine	2-1	25

COLLEGIATE BASEBALL

No.	School	Record	Points
1	LSU	3-0	1
2	Vanderbilt	2-1	2
3	UCLA	3-0	3
4	Texas Tech	2-1	4
5	Stanford	3-0	5
6	Florida	3-0	6
7	Oregon State	3-0	7
8	North Carolina	3-0	8
9	Florida State	4-0	10
10	Coastal Carolina	3-0	12
11	Georgia	3-0	13
12	Louisville	1-2	9
13	Mississippi	1-1	11
14	Texas	2-1	14
15	Clemson	2-1	15
16	Texas Christian	2-1	19
17	Cal. St. Fullerton	2-1	18
18	Oklahoma State	2-1	16
19	Georgia Tech	2-1	17
20	Duke	3-0	20
21	Baylor	4-0	21
22	N.C. State	3-0	22
23	Arkansas	3-0	25
24	Arizona	4-0	26
25	Mississippi State	3-0	27
26	Auburn	2-1	23
27	Connecticut	2-1	32
29	Texas A&M	3-0	29
30	Southern Mississippi	3-0	30

D1 BASEBALL

No.	School	Record	PREV
1	Vanderbilt	2-1	1
2	LSU	3-0	2
3	Texas Tech	2-1	3
4	UCLA	3-0	5
5	Florida	3-0	6
6	North Carolina	3-0	7
7	Oregon State	3-0	8
8	Louisville	1-2	4
9	Georgia	3-0	9
10	Ole Miss	1-1	10
11	East Carolina	3-0	11
12	Stanford	3-0	12
13	Florida State	4-0	13
14	Mississippi State	3-0	14
15	Baylor	4-0	15
16	Arkansas	3-0	16
17	Michigan	3-0	17
18	TCU	2-1	19
19	Oklahoma State	2-1	18
20	Wake Forest	2-1	20
21	Coastal Carolina	3-0	21
22	Auburn	2-1	22
23	Texas	2-1	23
24	Clemson	2-1	24
25	Cal State Fullerton	2-1	25

ESPN/USA TODAY

No.	School	'18 Record
1	LSU	39-27
2	Vanderbilt	35-27
3	Florida	49-21
4	Texas Tech	45-20
5	Oregon State	55-12-1
6	North Carolina	44-20
7	UCLA	38-21
8	Louisville	45-19
9	Stanford	46-12
10	Mississippi	48-17
11	Florida State	43-19
12	Arkansas	48-21
13	Georgia	39-21
14	East Carolina	44-18
15	Mississippi State	39-29
16	Texas	42-23
17	TCU	33-23
18	Baylor	37-21
19	Clemson	47-16
20	Auburn	43-23
21	Oklahoma State	31-26-1
22	Coastal Carolina	43-19
23	North Carolina State	42-18
24	Cal State Fullerton	36-25
25	Michigan	33-21

NCBWA

No.	School	Record	PREV
1	LSU	3-0	2
2	Vanderbilt	2-1	1
3	UCLA	3-0	4
4	Florida	3-0	6
5	Oregon State	3-0	5
6	Texas Tech	2-1	3
7	North Carolina	3-0	7
8	Stanford	3-0	8
9	Florida State	4-0	10
10	Georgia	3-0	12
11	East Carolina	3-0	14
12	Mississippi State	3-0	13
13	Arkansas	3-0	15
14	Louisville	1-2	9
15	Baylor	4-0	16
16	Ole Miss	1-1	11
17	Clemson	2-1	17
18	TCU	2-1	21
19	Coastal Carolina	3-0	22
20	Texas	2-1	18
21	Michigan	3-0	23
22	Auburn	2-1	19
23	Oklahoma State	2-1	20
24	Cal State Fullerton	2-1	24
25	Duke	3-0	25
26	Southern Miss	3-0	26
27	Wake Forest	2-1	28
28	UC Irvine	2-1	29
29	NC State	3-0	30
30	Arizona	4-0	32

2019 PAC-12 STANDINGS

Team	Pac-12	Pct.	Overall	Pct.
UCLA	0-0-0	.000	4-0-0	1.000
Arizona	0-0-0	.000	4-0-0	1.000
Stanford	0-0-0	.000	4-0-0	1.000
Oregon St.	0-0-0	.000	4-0-0	1.000
Arizona St.	0-0-0	.000	4-0-0	1.000
USC	0-0-0	.000	2-1-0	.667
Washington	0-0-0	.000	2-2-0	.500
Oregon	0-0-0	.000	1-2-0	.333
Utah	0-0-0	.000	1-2-0	.333
California	0-0-0	.000	1-3-0	.250
Washington St.	0-0-0	.000	0-4-0	.000

13-YEAR COMPOSITE

In conference games since 2006, UCLA ranks second in wins (216) and win percentage (.597), trailing only Oregon State. The Bruins are third in total wins (470) and fourth in overall win percentage (.606) among Pac-12 teams. UCLA captured its 11th conference crown in 2015 and in 2013, the Bruins won their first NCAA title in program history.

PAC-12 GAMES (2006-2018)

Team	Wins	Losses	Pct.
Oregon State	228	132	.633
UCLA	216	146	.597
Arizona State	215	148	.592
Stanford	192	170	.530
Arizona	182	182	.500
Washington	177	186	.488
Oregon	141	150	.485
California	166	196	.459
USC	150	213	.413
Washington State	147	215	.406
Utah	67	142	.321

ALL GAMES (2006-2018)

Team	Wins	Losses	Pct.
Oregon State	553	220	.715
Arizona State	506	267	.655
Arizona	470	296	.614
UCLA	472	308	.605
Stanford	449	300	.598
Oregon	348	246	.586
California	382	328	.538
Washington	388	341	.532
Washington State	352	364	.492
USC	347	384	.475
Utah	294	404	.421

CURRENT UCLA BRUIN MAJOR LEAGUERS

RHP Trevor Bauer	
RHP Gerrit Cole	
INF Brandon Crawford	
LHP Matt Grace	
INF Kevin Kramer	
RHP Adam Plutko	
INF Pat Valaika	

2019 HONORS AND AWARDS

Collegiate Baseball Preseason All-American

Chase Strumpf (First Team), Jeremy Ydens (Second Team), Michael Toglia (Third Team)

NCBWA Preseason All-American

Chase Strumpf (First Team), Michael Toglia (Third Team)

Perfect Game Preseason All-American

Chase Strumpf (First Team), Michael Toglia (Third Team)

Baseball America Preseason All-American

Chase Strumpf (First Team)

D1Baseball Preseason All-American

Chase Strumpf (First Team), Michael Toglia (Second Team)

HEAD COACH JOHN SAVAGE’S YEAR-BY-YEAR TOTALS

Year	School	Record	Pct.	League	Pct.	Finish	Postseason
2002	UC Irvine	33-26	.559	14-10	.583	T4th	
2003	UC Irvine	21-35	.375	8-13	.381	T5th	
2004	UC Irvine	34-23-1	.595	10-11	.476	T4th	Midwest Regional
2005	UCLA	15-41	.260	4-20	.167	8th	
2006	UCLA	33-25	.560	13-10	.565	3rd	Malibu Regional
2007	UCLA	33-28	.541	14-10	.583	3rd	Fullerton Super Regional
2008	UCLA	33-27	.550	13-11	.542	3rd	Fullerton Regional
2009	UCLA	27-29	.482	15-12	.555	T3rd	
2010	UCLA	51-17	.750	18-9	.667	2nd	College World Series runner-up
2011	UCLA	35-24	.593	18-9	.667	1st	Los Angeles Regional (Pac-10 Champions)
2012	UCLA	48-16	.750	20-10	.667	T1st	College World Series (Pac-12 Co-Champions)
2013	UCLA	49-17	.742	21-9	.700	3rd	NCAA Champions
2014	UCLA	25-30-1	.455	12-18	.400	9th	
2015	UCLA	45-16	.738	22-8	.733	1st	Los Angeles Regional (Pac-12 Champions)
2016	UCLA	25-31	.446	12-18	.400	10th	
2017	UCLA	30-27	.526	19-11	.633	3rd	Long Beach Regional
2018	UCLA	38-21	.644	19-11	.633	4th	Minneapolis Regional
2019	UCLA	4-0	1.000	0-0	.000		
3 seasons at UC Irvine		88-84-1	.509	32-34	.485	1 Regional	
15th season at UCLA		491-349-1	.585	220-166	.570	1 title, 3 CWS, 4 Super Reg., 10 Reg.	
18th SEASON OVERALL		579-433-2	.572	252-200	.558	1 title, 3 CWS, 4 Super Reg., 11 Reg.	

NOTES ON UCLA HEAD COACH JOHN SAVAGE

- Savage helped UCLA reach college baseball’s pinnacle in 2013, as the Bruins won their first-ever NCAA baseball title. Under his guidance, UCLA has advanced to the postseason in nine of the last 13 seasons, hosting an NCAA Regional in five of the last eight, including four-straight from 2010 through 2013.
- In the summer of 2017, Savage was the manager of the USA Baseball Collegiate National Team after being an assistant coach in 2000. He led the U.S. to a 15-5 record over the summer, including 11-4 during international play. The United States won all three international series it competed in, including going 4-0 against Chinese Taipei and 3-2 versus both Cuba and Japan. The win over Cuba marked the third-straight series win, while also improving to 23-18 in 41 all-time series against Japan.
- 12 of his 14 recruiting classes have been nationally ranked in the top-25 by Baseball America. UCLA’s incoming class in the fall of 2012 was rated No. 2, nationally, by Baseball America, the highest-such ranking of any of Savage’s classes. UCLA’s incoming group in the fall of 2006 was ranked No. 5, followed by No. 13 (fall 2007), No. 7 (fall 2008), No. 7 (fall 2009), No. 19 (fall 2010), No. 3 (fall 2011), No. 2 (fall 2012), No. 7 (fall 2014), No. 3 (fall 2015), No. 16 (fall 2016) No. 16 (fall 2017), and No. 4 (fall 2018).
- Savage was named the 2013 National Coach of the Year by Collegiate Baseball, Baseball America, the American Baseball Coaches Association (ABCA) and Perfect Game USA. His work with UCLA’s pitching staff that season was no more evident than with the success of starting pitchers Adam Plutko, Nick Vander Tuig and Grant Watson. Plutko and Vander Tuig capped their UCLA careers in 2013 as the winningest pitching tandem in school history (56 total wins in three seasons).
- Under Savage’s guidance, UC Irvine posted a 88-84-1 overall record and the Anteaters broke through with an NCAA Tournament appearance in 2004. That season, UC Irvine went 34-23-1 and competed at the NCAA Notre Dame Regional. The Anteaters earned their highest national ranking at the time, climbing to the No. 7 spot in Collegiate Baseball’s weekly rankings in April 2004. At season’s end, Savage was tabbed a finalist for National Coach of the Year honors by CollegeBaseballInsider.com.
- As pitching coach and recruiting coordinator at USC from 1997-2000, Savage helped the Trojans produce consecutive Pac-10 Pitcher of the Year selections in Seth Etherton, Rik Currier and eventual American League Cy Young Award winner Barry Zito. Also under Savage’s mentorship was former Chicago Cubs right-hander Mark Prior. As the Trojans’ recruiting coordinator, Savage helped facilitate the nation’s top-ranked recruiting class in 1999-2000, as ranked by Collegiate Baseball. He was honored as Collegiate Baseball’s Assistant Coach of the Year in 1998, following the Trojans’ run to the College World Series title. USC advanced to the NCAA Super Regional in 1999 and back to the College World Series in 2000.

HEAD COACH JOHN SAVAGE



Record at UCLA
491-349-1 (15th season)

Overall Record
579-433-2 (18th season)

John Savage is in his 18th season as a head coach in 2019. He has guided UCLA to three College World Series appearances, including winning the program’s first national championship in 2013.

ELITE COMPANY

John Savage is one of just six head coaches in college baseball history to have guided his team to a College World Series title, produced the first overall pick in the MLB Draft (Gerrit Cole, 2011), and coached at least one Golden Spikes Award winner (Trevor Bauer, 2011). Also included in that illustrious group are former head coaches Skip Bertman (LSU) and Jim Brock (Arizona State) and Augie Garrido (Cal State Fullerton, Texas) and current head coaches Tim Corbin (Vanderbilt) and Jim Morris (Miami).

POSTSEASON SUCCESS

In 10 previous trips to the postseason at UCLA, Savage has compiled a 37-20 record (.649 winning percentage), recording the most postseason victories of any head coach in program history.

With Savage at the program’s helm, UCLA advanced to the College World Series in 2010, 2012, and 2013, and reached the best-of-three championship series in 2010 and 2013. UCLA defeated Mississippi State, two games to none, at the 2013 College World Series. In 2010, the Bruins advanced to the championship series for the first time in school history, falling two games to none to South Carolina.

BRUINS IN THE PROS

Savage’s strong work with UCLA’s program has been equally evident in player development and the MLB Draft. Over his 14 seasons in Westwood, UCLA has produced 92 draft selections with 33 players being drafted within the first 10 rounds. In addition, he has coached 18 players at UCLA that have competed in the major leagues.


JOHN SAVAGE’S CAREER RECORDS VS. NCAA D-I OPPONENTS

Arizona	25-27-1	Fresno State	7-6	Michigan	2-1	Oregon	18-12	South Carolina	0-2	UNLV	6-1
Arizona State	17-26	Georgia	3-1	Michigan State	4-0	Oregon State	14-27	Southern	2-0	USC	36-22
Baylor	9-7	Gonzaga	9-2	Minnesota	5-4	Pacific	10-8	St. John’s	3-0	Utah	18-4
Bethune Cookman	2-0	Hawaii	4-1	Mississippi	3-3	Pepperdine	20-8	Stanford	21-21	Vanderbilt	1-2
BYU	2-1	Hofstra	3-0	Mississippi State	4-0	Portland	5-1	Stony Brook	1-0	Virginia	1-0
Cal Poly	23-10	Houston	0-1	Missouri	0-1	Purdue	2-1	TCU	4-2	Washington	29-21
California	30-21	Illinois	0-1	N.C. State	5-0	Rice	0-1	Texas	2-5	Washington State	31-15
Cal State Bakersfield	5-1	Illinois-Chicago	1-0	Nebraska	4-2	Sacramento State	5-1	Texas A&M	0-3	Winthrop	2-1
Cal State Fullerton	15-34	Kent State	1-0	Nevada	0-1	Saint Mary’s	3-1	Texas A&M-C.C.	1-0	Wright State	3-0
CSUN	17-14	Long Beach State	22-20	New Mexico	1-0	San Diego	5-7	UC Davis	2-1	TOTALS	578-433-2
Creighton	2-0	Loyola Marymount	9-5	North Carolina	4-3	San Diego State	12-13	UC Irvine	21-12		
East Carolina	5-1	LSU	2-0	Notre Dame	2-1	San Francisco	4-1	UCLA	4-0		
Florida	1-0	Maryland	2-4	Oklahoma	3-6	San Jose State	3-2	UC Riverside	13-12		
Florida State	0-1	Miami	1-5	Oral Roberts	3-1	Santa Clara	3-2	UC Santa Barbara	13-12-1		

2019 RADIO/TV ROSTER




1
Matt McLain
INF/OF - R/R - 5-9, 163 - FR




3
Ryan Kreidler
INF - R/R - 6-4, 208 - JR



4
Kevin Kendall
INF - L/R - 5-10, 166 - SO



5
Garrett Mitchell
OF - L/R - 6-3, 204 - SO




6
Jack Stronach
INF - L/R - 6-2, 188 - JR



7
Michael Toglia
INF - B/L - 6-5, 226 - JR



8
Jarron Silva
OF - L/L - 6-1, 183 - SO



9
RJ Teixeira
C - L/R - 6-0, 211 - SO




10
Mikey Perez
INF - R/R - 6-0, 191 - FR



11
Jake Moberg
INF - R/R - 6-1, 189 - FR



12
Justin Hooper
LHP - L/L - 6-8, 238 - RS JR



14
Sean Mullen
RHP - R/R - 6-1, 182 - FR



15
Will McInerney
C - R/R - 5-11, 172 - SO



16
Kyle Cuellar
UT - L/R - 6-0, 188 - JR




18
Jeremy Ydens
OF - R/R - 6-2, 200 - JR



19
Jack Ralston
RHP - R/R - 6-6, 231 - RS JR



21
Jordan Prendiz
OF - L/L - 5-10, 180 - RS SO



24
Zach Pettway
RHP - R/R - 6-1, 215 - SO



25
Noah Cardenas
C - R/R - 6-1, 183 - FR



27
Jack Filby
INF - L/R - 6-0, 185 - FR



28
Jake Hirabayashi
INF - R/R - 5-11, 188 - SR



29
Michael Townsend
RHP - R/R - 6-1, 186 - SO



30
Nick Nastrini
RHP - R/R - 6-3, 204 - FR



31
JT Schwartz
INF - L/R - 6-4, 197 - FR



32
Ryan Garcia
RHP - R/R - 6-0, 180 - JR



33
Chase Strumpf
INF - R/R - 6-1, 191 - FR




34
Felix Rubi
RHP - R/R - 6-2, 194 - JR



35
Kyle Mora
RHP - R/R - 6-3, 201 - JR




36
Jake Pries
OF - R/R - 6-4, 226 - SR



40
Holden Powell
RHP - R/R - 6-0, 180 - SO



43
Daniel Colwell
LHP - L/L - 6-1, 171 - FR



44
Nick Scheidler
LHP - L/L - 6-3, 192 - JR



45
Nathan Hadley
RHP - R/R - 5-11 182 - RS SR



51
Dennis Boatman
RHP - R/R - 6-5, 224 - FR



55
Jesse Bergin
RHP - R/R - 6-4, 195 - FR

ZACH PETTWAY

RHP - 6-1 - 215 - So.
Long Beach Wilson HS
Long Beach, Calif.

Career Highs

Innings: 8.0 vs. Baylor (2/25/18)
Strikeouts: 10 at Arizona (5/4/18)

PROBABLE STARTING PITCHERS



ZACH PETTWAY'S CAREER APPEARANCES

2019 Game-by-Game Statistics (Sophomore)

1 Appearances (1 Starts)									
Date	Opponent	IP	H	R	ER	BB	SO		
2/15	St. John's *	6.0	3	2	0	2	9		

2018 Game-by-Game Statistics (Freshman)

16 Appearances (15 Starts)									
Date	Opponent	IP	H	R	ER	BB	SO		
2/18	Portland *	5.0	3	1	1	0	2		
2/25	Baylor *	8.0	3	0	0	0	6		
3/3	at Minnesota *	6.0	5	1	1	2	7		
3/11	USC	6.1	2	2	2	0	7		
3/17	Washington State *	7.0	9	5	5	0	6		
3/24	Arizona State *	6.0	5	1	1	4	4		
3/30	at California *	6.0	6	1	1	1	6		
4/7	Stanford *	2.1	6	8	5	2	3		
4/14	at Utah *	7.0	5	3	1	0	2		
4/21	USC *	6.2	6	2	2	1	4		
4/28	at Cal Poly *	6.2	8	3	3	0	5		
5/4	at Arizona *	7.0	6	2	2	0	10		
5/12	at Washington *	4.1	10	7	7	2	1		
5/19	Oregon *	6.0	4	1	1	2	7		
5/25	at Oregon State *	5.1	3	3	3	4	4		
6/2	Minnesota*	7.0	4	1	1	1	4		

* indicates Game Started

PETTWAY'S NEXT START

The freshman will be making his 17th career start for the Bruins.

- He made 15 starts and one relief appearance last year as a freshman
- His one "relief" appearance was 6.1 innings long
- Drew the Opening Day assignment for UCLA in 2019, joining an elite list of recent Bruin sophomores to earn the honor: Gerrit Cole, Adam Plutko, James Kaprielian.

LAST TIME OUT...

Pettway tossed 6.0 innings to help UCLA to Opening Day victory over St. John's

- Allowed two runs, both unearned, over six full innings
- Struck out nine batters, a career-best for a nine inning start and one off his overall career high.
- Struck out the side in the fourth
- Pitched out of run-scoring jams in the 4th and 6th to limit SJU rallies to one run
- His 9 Ks were the most by a UCLA starter on Opening Day since 2012 (Plutko, 10)

STARTING ROLE

In the Pac-12 conference, Pettway ranks in the top-10 in a number of categories:

- Strikeouts - T-4th with nine
- ERA - T-1st at 0.00
- BAA - 10th at .150
- Innings - T-6th at 6.0

NOTES

- Career ERA of 0.48 in the month of February
- Over his first 6 starts (7 appearances) of 2018, was 5-0 with a 2.33 ERA and 38 Ks in 44.1 IP
- 3-4, 4.30 ERA over his final 9 starts
- Allowed one earned run or fewer in half of his 16 starts
- Freshman All-American, Pac-12 honorable mention in 2018
- Youngest pitcher to start on Opening Day since James Kaprielian in 2014
- Last 3 sophomore Opening Day Ps: Kaprielian, Adam Plutko, Gerrit Cole
- Allowed one earned on three hits over five innings in his first start of 2018
- Team is 11-5 in his starts all-time.
- Had season-bests of 8 IP and 0 R vs. Baylor on 2/25/18; allowed just 3 H and struck out 6

CAREER STATS

	ERA	W	L	APP	GS	CG	SHO	SV	IP	H	R	ER	BB	SO	2B	3B	HR	BF	BAVG	WP	HBP	BK	SFA	SHA
2018	3.35	8	4	16	15	0	0	0	96.2	85	41	36	19	78	10	5	15	404	.235	1	11	1	2	10
2019	0.00	0	0	1	1	0	0	0	6.0	3	2	0	2	9	0	0	0	23	.150	1	0	1	0	0
Total	3.16	8	4	17	16	0	0	0	102.2	88	43	36	21	87	10	5	15	427	.230	2	11	2	2	10

JACK RALSTON

RHP - 6-6 - 231 - RJr.
Hart HS
Newhall, Calif.

Career Highs

Innings: 6.0 vs. St. John's (2/16/19)
Strikeouts: 7 (twice, last vs SJU 2/16/19)

PROBABLE STARTING PITCHERS



JACK RALSTON'S CAREER APPEARANCES

2019 Game-by-Game Statistics (RS Junior)

1 Appearances (1 Starts)

Date	Opponent	IP	H	R	ER	BB	SO
2/16	St. John's*	6.0	3	0	0	1	7

2018 Game-by-Game Statistics (RS Sophomore)

14 Appearances (9 Starts)

Date	Opponent	IP	H	R	ER	BB	SO
3/14	at CSUN	3.0	1	0	0	0	1
3/18	Washington St.*	3.1	4	4	4	1	0
3/25	Arizona State*	4.1	4	1	1	1	0
3/31	at California*	2.0	4	2	2	0	2
4/3	at LMU	0.2	0	0	0	0	0
4/10	at Long Beach St.*	1.1	3	3	3	1	1
4/17	UC Irvine	1.0	2	3	3	1	1
4/24	Cal State Fullerton*	4.2	3	2	1	3	1
4/29	at Cal Poly	0.2	0	0	0	0	0
5/1	at UC Irvine*	4.0	5	0	0	2	1
5/8	Long Beach St.*	3.2	4	3	3	1	2
5/12	at Washington	1.0	4	3	3	1	1
5/15	CSUN*	5.1	6	2	2	1	7
6/3	at Minnesota*	1.1	3	4	4	2	1

* indicates Game Started

RALSTON'S NEXT START

The redshirt junior will be making his 11th career start and 16th career appearance at UCLA

- Started game two of the season-opening series vs. St. John's
- Made nine starts and five relief appearances last year as a redshirt sophomore
- Did not appear in the 2016 or 2017 seasons

LAST TIME OUT...

Ralston made the start on Saturday against St. John's.

- Tossed six shutout innings
- Matched a career-high in strikeouts (seven) while setting a new one in IP
- Surrendered just three hits
- Only one runner got into scoring position on him (2nd base, 2nd inn), he rolled up a double play to negate the threat
- Struck out the side in the 4th

STARTING ROLE

In the Pac-12 conference, Ralston ranks in the top-10 in a number of categories:

- ERA - T-1st at 0.00
- IP - T-6th with 6.0 IP
- Strikeouts looking - T-4th with 3

NOTES

- This is the second straight weekend in which Ralston will start game two of a series
- Made his NCAA debut with three innings of one-hit, shutout relief at CSUN on Mar. 14
- Has a 4.26 career ERA in midweek starts (9 ER in 19 IP), 5.06 ERA in midweek relief (3 ER in 5.1 IP), and 5.82 ERA in weekend starts (11 ER in 17 IP).
- Held opponents off the board in 4 of his 14 appearances last year
- Obliterated previous career-best of 2 strikeouts with a 7 K performance against CSUN on 5/15/18
- Earned his first career win against the Matadors on May 15, 2018
- Three of his five relief appearances were a full inning or longer
- Team was 4-5 in his starts
- Was a relief pitcher on the Cape Cod League Champion Wareham Gatemen in summer 2018
- Had a 7.10 ERA in 6.1 IP w/ Wareham

CAREER STATS

	ERA	W	L	APP	GS	CG	SHO	SV	IP	H	R	ER	BB	SO	2B	3B	HR	BF	BAVG	WP	HBP	BK	SFA	SHA
2018	6.44	1	4	14	9	0	0	0	36.1	43	27	26	14	18	7	1	6	160	.301	4	0	0	1	2
2019	0.00	1	0	1	1	0	0	0	6.0	3	0	0	1	7	0	0	0	20	.158	0	0	0	0	0
Total	5.53	2	4	15	10	0	0	0	42.1	46	27	26	15	25	7	1	6	180	.284	4	0	0	1	2

JESSE BERGIN

RHP - 6-4 - 195 - Fr.
Harvard-Westlake HS
Studio City, Calif.

Career Highs

Innings: 5.2 vs. St. John's (2/17/19)
Strikeouts: 9 vs. St. John's (2/17/19)

PROBABLE STARTING PITCHER



JESSE BERGIN'S CAREER APPEARANCES

2019 Game-by-Game Statistics (Freshman)

1 Appearances (1 Starts)

Date	Opponent	IP	H	R	ER	BB	SO
2/17	St. John's	5.2	2	1	0	1	9

* indicates Game Started

BERGIN'S NEXT START

Bergin will be making his second career start on Sunday.

LAST TIME OUT...

Bergin made his NCAA debut in the series finale against St. John's

- Struck out nine batters, a Savage-era record for strikeouts in a UCLA debut (Nastrini matched his mark with 9 Ks vs. LMU on Tuesday)
- Allowed just two hits and one run, unearned, over 5 2/3 innings
- Retired first six batters he faced
- Had 1-2-3 innings in the first, second, and fifth
- Struck out four consecutive batters at one point (last better of 1st, struck out side in 2nd)

STARTING ROLE

In the Pac-12 conference, Bergin ranks in the top-10 in a number of categories:

- Strikeouts - T-4th with nine
- ERA - T-1st at 0.00
- BAA - 5th at .100
- Innings - T-10th at 5.2

NOTES

- Bergin is the first freshman to make his debut in the team's opening weekend series since Zach Pettway in 2018
- Bergin was ranked as the No. 59 high school prospect in the state of California by Perfect Game
- He was ranked the No. 400 national high school prospect by Perfect Game
- Pitched three innings of one-run relief at the 2019 UCLA Alumni Game
- 2016 Underclass All-American
- Missed senior season of HS due to injury

CAREER STATS

	ERA	W	L	APP	GS	CG	SHO	SV	IP	H	R	ER	BB	SO	2B	3B	HR	BF	BAVG	WP	HBP	BK	SFA	SHA
2019	0.00	1	0	1	1	0	0	0	5.2	2	1	0	1	9	1	0	0	21	.100	0	0	0	0	0
Total	0.00	1	0	1	1	0	0	0	5.2	2	1	0	1	9	1	0	0	21	.100	0	0	0	0	0

MULTIPLE HIT GAMES					
PLAYER	2	3	4	5+	TOTAL
Jeremy Ydens	2	-	-	-	2
Jake Pries	1	-	-	-	1
Garrett Mitchell	-	1	-	-	1
Ryan Kreidler	1	-	-	-	1
Chase Strumpf	-	1	-	-	1
TEAM	4	2	0	0	6

MULTIPLE RBI GAMES					
PLAYER	2	3	4	5+	TOTAL
Jeremy Ydens	1	-	-	-	1
Jake Pries	-	1	-	-	1
Garrett Mitchell	1	-	-	-	1
Kyle Cuellar	1	-	-	-	1
Chase Strumpf	1	-	-	-	1
TEAM	4	1	0	0	5

HITTING STREAKS		
PLAYER	LONGEST	CURRENT
Jake Pries	4	4
Ryan Kreidler	4	4
Michael Toglia	3	3
Jeremy Ydens	3	-
Garrett Mitchell	2	2
Kevin Kendall	1	-
Will McNerny	1	1
Noah Cardenas	1	-
Matt McLain	1	-
Chase Strumpf	1	-
Kyle Cuellar	1	1
Jarron Silva	1	1

UCLA vs. THE CONFERENCES	
ACC (0-0)	
Georgia Tech.....	0-0
American Athletic (0-0)	
East Carolina	0-0
Big 12 (0-0)	
Oklahoma State	0-0
Big East (3-0)	
St. John's	3-0
Big Ten (0-0)	
Michigan	0-0
Big West (0-0)	
Cal State Fullerton.....	0-0
CSUN	0-0
Long Beach State.....	0-0
UC Irvine	0-0
Western Athletic (0-0)	
Sacramento State	0-0
West Coast (1-0)	
Loyola Marymount	1-0
Pepperdine	0-0
Pac-12 (0-0)	
Arizona.....	0-0
Arizona State	0-0
California.....	0-0
Oregon.....	0-0
Oregon State	0-0
Stanford	0-0
USC	0-0
Utah.....	0-0
Washington	0-0
Washington State.....	0-0

2019 OPPONENT RPI/SOS			
OPPONENT	RPI	SOS	RECORD
Arizona	107	140	4-0
Arizona State	45	97	4-0
Cal State Fullerton	26	42	2-1
CSUN	216	193	2-2
California	119	85	1-3
East Carolina	165	179	3-1
Georgia Tech	65	66	2-1
Long Beach State	210	152	0-4
Loyola Marymount	92	79	2-2
Michigan	167	206	3-0
Oklahoma State	7	18	3-1
Oregon	230	206	1-2
Oregon State	15	44	4-0
Pepperdine	37	74	3-1
Sacramento State	219	206	2-1
St. John's	67	23	0-3
Stanford	21	61	4-0
UCLA	57	103	4-0
UC Irvine	199	176	2-2
USC	219	206	2-1
Utah	94	73	1-2
Washington	207	195	1-2
Washington State	264	206	0-4
source: www.WarrenNolan.com			

NON-CONFERENCE OPPONENTS AND PAC-12 TEAMS															
Week-by-Week Rankings (<i>Baseball America</i> /ESPN USA Today/ <i>D1 Baseball</i>)															
TEAM	PRE	Feb. 18	Feb. 25	Mar. 4	Mar. 11	Mar. 18	Mar. 25	Apr. 1	Apr. 8	Apr. 15	Apr. 22	Apr. 29	May 6	May 13	May 20
CSF	--/24/25	--/--/25													
CSUN	--/--/--	--/--/													
ECU	12/14/11	11/--/11													
GT	--/RV/--	--/--/													
LBSU	--/--/--	--/--/													
LMU	--/--/--	--/--/													
MICH	20/25/17	20/--/17													
OKST	--/21/18	--/--/19													
PEPP	--/--/--	--/--/													
SAC ST	--/--/--	--/--/													
SJU	--/RV/--	--/--/													
UCI	25/RV/--	25/--/													
TEAM	PRE	Feb. 18	Feb. 25	Mar. 4	Mar. 11	Mar. 18	Mar. 25	Apr. 1	Apr. 8	Apr. 15	Apr. 22	Apr. 29	May 6	May 13	May 20
ARIZ	--/RV/--	--/--/													
ASU	--/RV/--	--/--/													
CAL	--/--/--	--/--/													
ORE	--/RV/--	--/--/													
OSU	10/5/8	10/--/7													
STAN	7/9/12	7/--/12													
UCLA	3/7/5	3/--/4													
USC	--/--/--	--/--/													
WASH	--/RV/--	--/--/													
WSU	--/--/--	--/--/													

THE LAST TIME...

HITTING (INDIVIDUAL)

UCLA	5+ hits	Scott Jarvis	5	at Cal Poly	2/27/16
Opp	5+ hits	Keston Hiura	5	UC Irvine	5/6/16
UCLA	6+ hits	Casey Haerther	7	at Arizona	3/29/08
Opp	6+ hits	None (since 1998)			
UCLA	7+ hits	Casey Haerther	7	at Arizona	3/29/08
Opp	7+ hits	None			
UCLA	4+ RBI	Jeremy Ydens	5	vs. Oregon	5/19/18
Opp	4+ RBI	Alex Boswell	4	at Minnesota	6/2/18
UCLA	5+ RBI	Jeremy Ydens	5	vs. Oregon	5/19/18
Opp	5+ RBI	Joe Wainhouse	5	Washington	5/12/18
UCLA	6+ RBI	Michael Toglia	6	vs. Stanford	4/7/18
Opp	6+ RBI	Branden Berry	6	at CSUN	3/8/16
UCLA	7+ RBI	Michael Toglia	7	vs. USC	4/21/17
Opp	7+ RBI	Jordan Brown	7	Arizona	5/8/04
UCLA	8+ RBI	Bill Scott	8	at Washington State	4/30/00
Opp	8+ RBI	Tony DeMarco	8	UNLV	2/11/00
UCLA	9+ RBI	Bill Scott	11	at Washington	3/29/99
Opp	9+ RBI	None (since 1998)			
UCLA	10+ RBI	Bill Scott	11	at Washington	3/29/99
Opp	10+ RBI	None (since 1998)			
UCLA	4+ runs	Michael Toglia	4	vs. CSUN	5/15/18
Opp	4+ runs	Joe Wainhouse	4	Washington	5/12/18
UCLA	5+ runs	Chase Strumpf	5	vs. USC	4/21/17
Opp	5+ runs	Mitchell Morimoto	5	Arizona	3/17/17
UCLA	2+ HR	Jeremy Ydens	2	vs. Oregon	5/19/18
Opp	2+ HR	Joe Wainhouse and Levi Jordan	2	Washington	5/12/18
UCLA	3+ HR	Bill Scott	4	at Washington	3/29/99
Opp	3+ HR	None (since 1998)			
UCLA	4+ HR	Bill Scott	4	at Washington	3/29/99
Opp	4+ HR	None			
UCLA	6+ AB	Jeremy Ydens	6	vs. CSUN	5/15/18
Opp	6+ AB	Mason Cerrillo	6	Washington	5/12/18
UCLA	7+ AB	Brett Urabe & Brett Stephens	7	at USC	3/6/16
Opp	7+ AB	Nick Quintana	7	Arizona	3/17/17
UCLA	8+ AB	Kevin Kramer	9	at Arizona State	5/9/15
Opp	8+ AB	David Weiner	8	California	4/7/02

HITTING (TEAM)

UCLA	15+ runs	vs. Oregon	15	5/19/18
Opp	15+ runs	Arizona	19	3/17/17
UCLA	20+ runs	vs. California	20	3/26/17
Opp	20+ runs	at CSUN	20	3/8/16
UCLA	25+ runs	Wheaton College	28	2/28/79
Opp	25+ runs	USC	26	2/23/02
UCLA	20+ hits	at Arizona	20	4/14/12
Opp	20+ hits	Arizona	22	3/17/17
UCLA	25+ hits	vs. UC Riverside	26	4/12/08
Opp	25+ hits	USC	26	2/23/02
UCLA	walk-off HR	Kort Peterson	Texas	W, 5-4
Opp	walk-off HR	Joe Wainhouse	at Washington	L, 6-4 (11)
UCLA	grand slam HR	Ryan Kreidler	vs. Stanford	W, 8-4
Opp	grand slam HR	Chris Baker	at Washington	L, 7-4
UCLA	2+ HR (one inn.)	vs. Stanford		4/8/18
		Michael Toglia, Chase Strumpf (bottom 9th)		
Opp	2+ HR (one inn.)	Washington		5/13/18
		Joe Wainhouse, Levi Jordan (bottom 8th)		
UCLA	3+ HR (one inn.)	at N.C. State		3/5/06
		Sean Smith, Chris Jensen, Hector Ambriz		
Opp	3+ HR (one inn.)	Cal State Fullerton		4/6/10
		Carlos Lopez, Corey Jones, Nick Ramirez (top 1st)		
UCLA	back-to-back HR	vs. Utah		5/21/17
		Michael Toglia, Chase Strumpf (bottom 5th)		
Opp	back-to-back HR	Washington		5/13/18
		Joe Wainhouse, Levi Jordan (bottom 8th)		
UCLA	3+ HR (game)	3 vs. Oregon		5/19/18
		Daniel Amaral, Jeremy Ydens (2)		
Opp	3+ HR (game)	Baylor (3)		2/24/18
		Shea Langeliers, Davis Wendzel, Cole Haring		
UCLA	4+ HR (game)	4 vs. Cal State Fullerton		6/12/10
		Cody Regis (2), Justin Uribe, Tyler Rahmatulla		
Opp	4+ HR (game)	Stanford (4)		4/7/18
		Tim Tawa, Andrew Daschbach (2), Kyle Stowers		
UCLA	5+ HR (game)	5 vs. UC Riverside		4/12/08
		Casey Haerther (2), Alden Carrithers, Brandon Crawford, Cody Decker		
Opp	5+ HR (game)	Washington (5)		5/12/18
		Joe Wainhouse (2), Levi Jordan (2), Nick Kahle		

PITCHING (INDIVIDUAL)

UCLA	pitched a CG	Jake Bird	at Oregon State	5/24/18
Opp	pitched a CG	Cody Deason	at Arizona	5/3/18
UCLA	pitched a CG SHO	Griffin Canning	at Oregon	5/25/17
Opp	pitched a CG SHO	Cody Deason	at Arizona	5/3/18
UCLA	pitched a no-hitter	James Kaprielian & David Berg	UCLA 1, Arizona 0 (10)	5/15/15
Opp	pitched a no-hitter	Josh Osich	Oregon State 2, UCLA 0	4/30/11
UCLA	pitched a one-hitter	Trevor Bauer	UCLA 4, USC 0	3/26/11
Opp	pitched a one-hitter	Kevin Guyette	Arizona 11, UCLA 0	4/2/05
UCLA	10+ strikeouts	Zach Pettway	10 at Arizona	5/4/18
Opp	10+ strikeouts	Luke Heimlich	10 at Oregon State	5/24/18
UCLA	11+ strikeouts	Griffin Canning	12 at Stanford	4/13/17
Opp	11+ strikeouts	Michael Flynn	12 at Arizona	5/4/18
UCLA	12+ strikeouts	Griffin Canning	12 at Stanford	4/13/17
Opp	12+ strikeouts	Michael Flynn	12 at Arizona	5/4/18
UCLA	13+ strikeouts	Cody Poteet	13 vs. Michigan	3/2/14
Opp	13+ strikeouts	Josh Osich	13 Oregon State	4/30/11
UCLA	14+ strikeouts	Trevor Bauer	14 Fresno State	6/4/11
Opp	14+ strikeouts	Tommy Milone	14 USC	4/4/08
UCLA	15+ strikeouts	Trevor Bauer	15 vs. Oregon State	4/30/11
Opp	15+ strikeouts	Tim Lincecum	18 Washington	3/31/06
UCLA	16+ strikeouts	Trevor Bauer	17 at Stanford	4/22/11
Opp	16+ strikeouts	Tim Lincecum	18 at Washington	3/31/06
UCLA	17+ strikeouts	Trevor Bauer	17 at Stanford	4/22/11
Opp	17+ strikeouts	Tim Lincecum	18 at Washington	3/31/06
UCLA	18+ strikeouts	Rob Henkel	18 vs. Washington	3/25/00
Opp	18+ strikeouts	Tim Lincecum	18 at Washington	3/31/06
UCLA	4+ consecutive K	Jesse Bergin	4 vs. St. John's (T1, T2)	2/17/19
Opp	4+ consecutive K	J.B. Bukauskas	4 vs. North Carolina (B1, B2)	2/20/16
UCLA	5+ consecutive K	Zach Pettway	5 vs. USC (B3, B4)	3/11/18
Opp	5+ consecutive K	Michael Clark	5 Cal Poly (T2, T3, T4)	4/29/18
UCLA	threw over 9 IP	Trevor Bauer	10.0 at Nebraska	3/5/11
Opp	threw over 9 IP	Scott Nicholson	9.2 Oregon State	5/12/01
UCLA	threw 10+ IP	Trevor Bauer	10.0 at Nebraska	3/5/11
Opp	threw 10+ IP	None (since 1998)		

PITCHING (TEAM)

UCLA	15+ strikeouts	17	Loyola Marymount	2/21/17
Opp	15+ strikeouts	15	at Minnesota	6/2/18
UCLA	16+ strikeouts	17	Loyola Marymount	2/21/17
Opp	16+ strikeouts	16	vs. North Carolina	2/20/16
UCLA	17+ strikeouts	17	Loyola Marymount	2/21/17
Opp	17+ strikeouts	17	Rice	2/27/09
UCLA	18+ strikeouts	18	Washington State	3/19/16
Opp	18+ strikeouts	18	Washington	3/31/06
UCLA	10+ walks allowed	10	vs. UC Irvine	5/23/17
Opp	10+ walks allowed	11	vs. St. John's	2/16/19
UCLA	11+ walks allowed	11	vs. Arizona State	5/22/16
Opp	11+ walks allowed	11	vs. St. John's	2/16/19
UCLA	12+ walks allowed	16	Florida Atlantic	4/8/02
Opp	12+ walks allowed	12	Utah	4/12/18
UCLA	5+ hit batters	9	at CSUN	3/8/16
Opp	5+ hit batters	5	vs. CSUN	5/15/18
UCLA	6+ hit batters	9	at CSUN	3/8/16
Opp	6+ hit batters	7	at Oklahoma	3/6/09

PITCHING (MISCELLANEOUS)

UCLA	recorded a shutout	UCLA 5, LMU 0	2/19/19
Opp	recorded a shutout	Oregon State 2, UCLA 0	5/24/18
UCLA	pitched a no-hitter	James Kaprielian & David Berg (UCLA wins, 1-0)	5/15/15
Opp	pitched a no-hitter	Josh Osich (Oregon State wins 2-0)	4/30/11
UCLA	pitched a one-hitter	Three pitchers, UCLA 6, San Diego 0	6/2/13
Opp	pitched a one-hitter	Kevin Guyette (complete game), Arizona wins 11-0	4/2/05

MISCELLANEOUS (TEAM)

UCLA	won 5+ consecutive games	4/20/18 to 5/1/18 (8)
UCLA	won 6+ consecutive games	4/20/18 to 5/1/18 (8)
UCLA	won 7+ consecutive games	4/20/18 to 5/1/18 (8)
UCLA	won 8+ consecutive games	4/20/18 to 5/1/18 (8)
UCLA	won 9+ consecutive games	5/26/13 to 6/25/13 (11)
UCLA	won 10+ consecutive games	5/26/13 to 6/25/13 (11)
UCLA	won all home Pac-12 series	2018 (Washington St., Arizona St., Stanford, USC, Oregon)
UCLA	won all road Pac-12 series	2010 (Oregon St., Arizona, Washington, California)

HITTING FOR THE CYCLE

UCLA Players	Opponent	At-Bats	Date
Matt Thayer	vs. Hawaii-Hilo	2B, 3B, HR, F7, 1B	2/27/04
Brandon Averill	at Washington State	2B, 1B, HR, 6-3, 3B, GDP	5/25/03
Garrett Atkins	vs. Delaware (postseason)	2B, 1B, 3B, HR, F8, L8	5/26/00
Eric Reece	at Hawaii	3B, HR, BB, 1B, K, 2B	2/3/00

Opposing Players	Opponent	At-Bats	Date
Edmund Muth	Stanford	OUT, HR, 1B, 3B, 2B, OUT	2/21/98
Kevin Higgins	Arizona State	not available	5/1/88

POSITION PLAYER NOTES**1 - MATT McLAIN, Fr. - OF/INF****.083 AVG****0 HR****4 RBI****CAREER HIGHS**

At-Bats: 5 vs. St. John's (2/16/19)
Runs: 2 vs. LMU (2/19/19)
Hits: 1 vs. St. John's (2/16/19)
RBI: 1 (four times)

Doubles: N/A
Triples: 1 vs. St. John's (2/16/19)
Home Runs: N/A
Stolen Bases: 1 vs. St. John's (2/17/19)

- Has the GW RBI in three of UCLA's four games this year (walk, triple, walk)
- Has an RBI in all four games
- First round pick in 2018 MLB Draft (25th overall - Arizona)
- Last first round pick out of HS to attend UCLA: Gerrit Cole (2008)

3 - RYAN KREIDLER, Jr. - INF**.357 AVG****CAREER HIGHS**

At-Bats: 6 vs. San Diego State (6/3/17)
Runs: 3 (three times)
Hits: 3 (3 times) at Arizona State (4/1/17)
RBI: 5 vs. CSUN (5/18/18)

Doubles: 2 at USC (5/6/17)
Triples: 1 (twice)
Home Runs: 1 (7 times) vs. Oregon (5/19/18)
Stolen Bases: 2 vs. USC (3/11/18)

- Pac-12 Player of the Week nominee
- Has reached base in 15 straight gms dating to 2018, longest active on team
- Co-leads team with 3 XBH
- Starting SS for Cape Cod League champion Wareham Gatemen in summer 2018

4 - KEVIN KENDALL, So. - INF**.071 AVG****CAREER HIGHS**

At-Bats: 6 (3 times) at Washington (5/13/18)
Runs: 4 vs. USC (4/21/18)
Hits: 4 vs. USC (4/21/18)
RBI: 4 vs. USC (4/21/18)

Doubles: 1 (5 times) vs. Oregon (5/18/18)
Triples: 1 (2 times) vs. Oregon (5/18/18)
Home Runs: 1 (3 times) vs. USC (4/21/18)
Stolen Bases: 2 (2 times) at LMU (4/3/18)

- Has started 39 straight games at SS dating to 2018
- Had an RBI single on Saturday, his lone hit of the series
- Went 4-5 with a 2B and HR vs. USC on Apr. 22, 2018
- One of two Bruins with a four-hit game in 2018 (Toglia)

5 - GARRETT MITCHELL, So. - OF**.357 AVG****CAREER HIGHS**

At-Bats: 5 (8 times) vs. Oregon (5/19/18)
Runs: 2 (4 times) vs. Oregon (5/20/18)
Hits: 3 (twice)
RBI: 3 (4 times) vs. Minnesota (6/3/18)

Doubles: 1 (3 times) vs. USC (4/22/18)
Triples: 1 vs. Oregon (5/20/18)
Home Runs: N/A
Stolen Bases: 1 (6 times)

- Matched career-high with 3 H on Sunday
- Drove in GW run with RBI single in 4th inn Sunday
- Batted .328 with a .404 OBP for Mankato in the Northwoods League last summer
- Slashed .280/.337/.331 as true freshman in 2018

6 - JACK STRONACH, Jr. - INF**.000 AVG****CAREER HIGHS**

At-Bats: 5 (9 times) at Washington (5/12/18)
Runs: 3 vs. California (3/26/17)
Hits: 3 vs. Washington (4/9/17)
RBI: 3 (2 times) vs. LMU (3/6/18)

Doubles: 2 at Cal Poly (4/28/18)
Triples: N/A
Home Runs: 1 (2 times) vs. WSU (3/18/18)
Stolen Bases: 1 (5 times) at Cal (3/31/18)

- Starting DH on Opening Day 2019 for UCLA (0-1, BB)
- Scored GW run, hit a double off the wall against Trevor Bauer in 2019 Alumni Game
- Was starting DH for team-high 32 games last year
- Slashed .281/.341/.369 in 2018 with 27 RBIs and five sac flies

7 - MICHAEL TOGLIA, Jr. - INF**.200 AVG****CAREER HIGHS**

At-Bats: 5 (21 times) vs. Oregon (5/19/18)
Runs: 4 vs. CSUN (5/18/18)
Hits: 4 vs. Portland (2/18/18)
RBI: 7 vs. USC (4/21/18)

Doubles: 2 (5 times) vs. Oregon (5/19/18)
Triples: 1 (3 times)
Home Runs: 2 (3 times) vs. USC (4/21/18)
Stolen Bases: 1 (8 times) at UW (5/12/18)

- Had a triple Tuesday vs. LMU, his first XBH of the year
- 2-12 in St. John's series, drove in game-tying run in 3rd inning on Sunday
- Preseason 2nd Team All-American (D1) & 3rd Team All-American in three outlets (CB, NCBWA, PG)
- Named to Golden Spikes Award Watch List

SEASON HIGHS

At-Bats: 5 vs. St. John's (2/16/19)
Runs: 2 vs. LMU (2/19/19)
Hits: 1 vs. St. John's (2/16/19)
RBI: 1 (four times)

Doubles: N/A
Triples: 1 vs. St. John's (2/16/19)
Home Runs: N/A
Stolen Bases: 1 vs. St. John's (2/17/19)

- Won the inaugural WCL Top Prospect Award in Summer '18 w/ Bellingham Bells (.290/370/.442)
- Listed No. 1 on D1Baseball's Top-100 Impact Freshmen rankings
- Ranked No. 4 HS prospect in California and No. 10 prospect nationally
- HS honors: 2X All-American, 2X League MVP, 3X First Team All-State, 4X All-CIF

0 HR**2 RBI****SEASON HIGHS**

At-Bats: 5 vs. St. John's (2/17/19)
Runs: 3 vs. St. John's (2/16/19)
Hits: 2 vs. St. John's (2/16/19)
RBI: 1 (twice) vs. LMU (2/19/19)

Doubles: 1 (twice)
Triples: 1 vs. St. John's (2/16/19)
Home Runs: N/A
Stolen Bases: N/A

- No. 29 in the D1Baseball positional power rankings at 3B, No. 178 on Top-350 DI prospects list
- Also named No. 29 prospect in the Pac-12 for the 2019 Draft (D1Baseball).
- Had career highs in RBIs (34) and walks (31) last year.
- Drafted in 35th round by Chicago Cubs in the 2016 MLB Draft.

0 HR**1 RBI****SEASON HIGHS**

At-Bats: 5 vs. St. John's (2/16/19)
Runs: 1 vs. LMU (2/19/19)
Hits: 1 vs. St. John's (2/16/19)
RBI: 1 vs. St. John's (2/16/19)

Doubles: N/A
Triples: N/A
Home Runs: N/A
Stolen Bases: N/A

- Ranked second on team with 13 SBs last year
- Slashed .278/.352/.391 as a freshman
- Batted .482 (13-27) with 6 RBIs from Apr. 15-24, 2018
- 2017 Whittier Daily News Baseball Player of the Year at La Mirada HS

0 HR**2 RBI****SEASON HIGHS**

At-Bats: 4 (three times)
Runs: 1 vs. St. John's (2/17/19)
Hits: 3 vs. St. John's (2/17/19)
RBI: 2 vs. St. John's (2/17/19)

Doubles: N/A
Triples: N/A
Home Runs: N/A
Stolen Bases: 1 vs. St. John's (2/17/19)

- 2nd on team with 17 2-out RBIs in 2018
- Had 7 gm hit streak from Apr 14-24, 2018 - 4th longest streak by a Bruin last year
- 2017 Preseason Freshman of the Year
- Drafted in 14th round by Oakland Athletics in the 2017 MLB Draft.

0 HR**0 RBI****SEASON HIGHS**

At-Bats: 1 vs. St. John's (2/15/19)
Runs: N/A
Hits: N/A
RBI: N/A

Doubles: N/A
Triples: N/A
Home Runs: N/A
Stolen Bases: N/A

- Ranked top-five on the team in AVG and doubles (11) in 2018
- Hit lone HR of 2018 vs. Washington State on Mar. 18
- Batted .321 with runners on in 2018
- 2018: Was 3-9 in pinch-hit ABs (.333 average)

0 HR**1 RBI****SEASON HIGHS**

At-Bats: 4 (three times)
Runs: 2 vs. St. John's (2/16/19)
Hits: 1 (three times)
RBI: 1 vs. St. John's (2/17/19)

Doubles: N/A
Triples: 1 vs. LMU (2/19/19)
Home Runs: N/A
Stolen Bases: N/A

- Team MVP of the Cape Cod League's Cotuit Kettleers this past summer
- Ranked No. 3 in D1Baseball's positional power rankings at 1B
- No. 22 DI prospect (D1Baseball) and No. 44 overall prospect (Baseball America) for 2019 Draft
- Had two games last year where he hit a home run from both sides of the plate in 2018

POSITION PLAYER NOTES

8 - JARRON SILVA, RSo. - OF

1.000 AVG

0 HR

0 RBI

CAREER HIGHS

At-Bats: 3 vs. Michigan State (3/3/18) Doubles: 1 (two times) at Utah (4/14/18)
Runs: 1 (four times) Triples: N/A
Hits: 1 (seven times) Home Runs: N/A
RBI: 2 at Utah (4/14/18) Stolen Bases: N/A

SEASON HIGHS

At-Bats: 1 vs. St. John's (2/16/19) Doubles: N/A
Runs: vs. St. John's (2/17/19) Triples: N/A
Hits: vs. St. John's (2/16/19) Home Runs: N/A
RBI: N/A Stolen Bases: NA

- Has reached in all three of his plate appearances this year
- Had a pinch-hit single vs. SJU Saturday, his first AB of the year
- Walked in pinch-hit appearances on Friday and Sunday
- Had a team-high 23 pinch-hit ABs last year (5-23, .217)

- Recorded his first official hit against USC on Mar. 11, 2018
- Had a pinch-hit double against ASU on Mar. 23
- Batted .219 in 35 games for the La Crosse Loggers in the Northwoods League this summer
- Had a two-run double against Utah on Apr. 14, 2018

9 - RJ TEIJEIRO, So. - C

.000 AVG

0 HR

0 RBI

CAREER HIGHS

At-Bats: 4 (3 times) at LMU (4/3/18) Doubles: 2 vs. Arizona State (3/24/18)
Runs: 3 vs. Arizona State (3/24/18) Triples: N/A
Hits: 3 vs. Arizona State (3/24/18) Home Runs: N/A
RBI: 2 vs. WSU (3/18/18) Stolen Bases: 1 vs. WSU (3/18/18)

SEASON HIGHS

At-Bats: 1 vs. St. John's (2/17/19) Doubles: N/A
Runs: N/A Triples: N/A
Hits: N/A Home Runs: N/A
RBI: N/A Stolen Bases: N/A

- Made 2019 debut Sunday, pinch hitting in bottom of the 8th
- Made 30 appearances and 4 starts last year
- Batted .294 in pinch-hit situations (5-17), best on team among those with 7+ ABs
- Batted .400 w/ 2 outs (4-10)

- Played for the Mankato Moondogs in the Northwoods League this summer, hitting .300
- Played mostly 3B, but started six games at C for Mankato
- Cousins with Minnesota Twins catcher Jason Castro
- First career hit: two-run, go-ahead single vs. Washington State on Mar. 18, 2018

10 - MIKEY PEREZ, Fr. - INF

.000 AVG

0 HR

0 RBI

CAREER HIGHS

At-Bats: N/A Doubles: N/A
Runs: N/A Triples: N/A
Hits: N/A Home Runs: N/A
RBI: N/A Stolen Bases: N/A

SEASON HIGHS

At-Bats: N/A Doubles: N/A
Runs: N/A Triples: N/A
Hits: N/A Home Runs: N/A
RBI: N/A Stolen Bases: NA

- Made NCAA debut Saturday as def. replacement at 2B in 9th inn.
- Received first NCAA plate appearance Saturday, ended in HBP
- All-West Coast League honorable mention with the Portland Pickles
- Slashed .248/.317/.404, had five HRs and 20 RBIs in 40 games for Portland

- Went 4-5 with two 2Bs and 3 Rs against Cowlitz on Jul. 3
- Son of UCLA softball head coach Kelly Inouye-Perez and Gahr HS baseball coach Gerardo Perez
- Ranked No. 17 high school prospect in California
- Two-time All-CIF Southern Section pick

11 - JAKE MOBERG, Fr. - INF

.000 AVG

0 HR

0 RBI

CAREER HIGHS

At-Bats: N/A Doubles: N/A
Runs: N/A Triples: N/A
Hits: N/A Home Runs: N/A
RBI: N/A Stolen Bases: N/A

SEASON HIGHS

At-Bats: 2 vs. St. John's (2/17/19) Doubles: N/A
Runs: N/A Triples: N/A
Hits: N/A Home Runs: N/A
RBI: N/A Stolen Bases: NA

- Selected in 34th round of 2018 draft by Colorado (1,026th overall selection)
- Received pinch-hit ABs in all 3 SJU games, went 0-4
- West Coast League All-Star and All-WCL honorable mention this summer with Yakima Valley Pippins
- Batted .287 w/ a .376 OBP for Yakima; also pitched 8.2 innings

- Ranked No. 23 HS prospect in the state of California
- Three-time Perfect Game High School All-American
- His brother, Jack, went to Tennessee and is now in the Colorado Rockies organization
- Two-way player in HS

15 - WILL McINERNY, Jr. - C

.200 AVG

0 HR

1 RBI

CAREER HIGHS

At-Bats: 4 at UC Irvine (5/1/18) Doubles: 1 (2 times) vs. Oregon (5/19/18)
Runs: 2 vs. Oregon (5/19/18) Triples: N/A
Hits: 2 at Oregon State (5/25/18) Home Runs: 1 vs. Portland (2/17/18)
RBI: 2 vs. Arizona State (3/24/18) Stolen Bases: N/A

SEASON HIGHS

At-Bats: 3 vs. LMU (2/19/19) Doubles: N/A
Runs: 1 vs. LMU (2/19/19) Triples: N/A
Hits: 1 vs. LMU (2/19/19) Home Runs: N/A
RBI: 1 vs. St. John's (2/17/19) Stolen Bases: 1 vs. LMU (2/19/19)

- Was UCLA's Opening Day starter at C
- Leads the Pac-12 with three sacrifice hits
- Skied a sac fly to center on Sunday to make it 3-1; his first RBI of the year
- Singled, stole a base, and scored the game-winning run on Tuesday vs. LMU

- Started 29 times at catcher last season and played in 42 games.
- Had seven successful sacrifice bunts last year, second-most on the team
- Registered first multi-hit game of the season at Oregon State on May 25, 2018
- Hit first career home run against Portland on Feb. 17, 2018

16 - KYLE CUELLAR, Jr. - UT

.500 AVG

0 HR

3 RBI

CAREER HIGHS

At-Bats: 5 (4 times) at LBSU (4/25/17) Doubles: 2 vs. Washington (4/9/17)
Runs: 3 vs. Portland (2/18/18) Triples: N/A
Hits: 4 vs. Washington (4/9/17) Home Runs: 1 at Texas (3/10/17)
RBI: 3 (3 times) vs. Portland (2/16/18) Stolen Bases: N/A

SEASON HIGHS

At-Bats: 1 (twice) Doubles: 1 vs. St. John's (2/17/19)
Runs: 1 vs. St. John's (2/16/19) Triples: N/A
Hits: 1 vs. St. John's (2/17/19) Home Runs: N/A
RBI: 2 vs. St. John's (2/17/19) Stolen Bases: N/A

- Had a PH AB in all three games of SJU series, going 1-2 w/ 3 RBIs and a walk
- Hit a two-run double on Sunday for his first hit of the year
- Batted .222 as a pinch-hitter last year (4-18)
- Appeared in 36 games with 14 starts (one at 3B, 13 at DH) in 2018

- In opening series last year vs. Portland, had 6 RBIs, 4 Rs, and a hit in every game
- Played for Mankato Moondogs (w/ Teijeiro), batting .174 in 15 games
- Named to Freshman All-American Team by Collegiate Baseball in 2017.
- Led team in batting average and on-base percentage in 2017.

POSITION PLAYER NOTES

18 - JEREMY YDENS, Jr. - OF

.385 AVG

0 HR

3 RBI

CAREER HIGHS

At-Bats: 6 (4 times) vs. USC (4/21/18)
Runs: 5 at Arizona State (4/2/17)
Hits: 3 (6 times) vs. CSUN (5/15/18)
RBI: 4 vs. CSUN (5/15/18)

Doubles: 2 vs. USC (4/22/18)
Triples: 1 (4 times) vs. Oregon (5/20/18)
Home Runs: 2 vs. Oregon (5/19/18)
Stolen Bases: 2 vs. CSUN (5/15/18)

SEASON HIGHS

At-Bats: 4 (twice)
Runs: 2 vs. St. John's (2/17/19)
Hits: 2 (twice)
RBI: 2 vs. St. John's (2/16/19)

Doubles: 1 vs. St. John's (2/17/19)
Triples: N/A
Home Runs: N/A
Stolen Bases: 1 (twice)

- Leads team in HBP, SB (1st and 4th in Pac-12, respectively)
- Reached base 11 times in 15 ABs vs. St. John's (5 H, 3 BB, 3 HBP)
- Second Team Preseason All-American (Collegiate Baseball)
- Selected in 33rd rd of 2018 Draft, 40th rd of 2016 Draft; only current Bruin to be picked twice

- Starting CF for Cape Cod champion Wareham Gatemen this summer
- Slashed .304/.347/.432 in 36 games, was a Cape Cod All-Star
- No. 103 Division I prospect for 2019 MLB Draft per D1Baseball
- Led all Pac-12 players with a .406 batting average in league play last year

21 - JORDAN PRENDIZ, RSo. - OF

.000 AVG

0 HR

0 RBI

CAREER HIGHS

At-Bats: 1 at UC Irvine (5/1/18)
Runs: 1 (3 times) vs. CSF (4/24/18)
Hits: N/A
RBI: N/A

Doubles: N/A
Triples: N/A
Home Runs: N/A
Stolen Bases: N/A

SEASON HIGHS

At-Bats: N/A
Runs: N/A
Hits: N/A
RBI: N/A

Doubles: N/A
Triples: N/A
Home Runs: N/A
Stolen Bases: N/A

- Defensive sub in OF for all three St. John's games
- Played for Fond du Lac of the Northwoods League this summer , batting .148 over 33 games
- Primarily used as a pinch runner and defensive replacement last season.
- Made first career appearance against Portland on Feb. 18, 2018

- Scored runs in his first two appearances
- Redshirted as a true freshman in 2017
- 2016 Perfect Game USA California Region first team All-American.
- Ranked #44 on Perfect Game USA's list of Top 500 High School prospects in California.

25 - NOAH CARDENAS, Fr. - C

.500 AVG

0 HR

1 RBI

CAREER HIGHS

At-Bats: 1 (twice)
Runs: N/A
Hits: 1 vs. St. John's (2/16/19)
RBI: 1 vs. St. John's (2/16/19)

Doubles: N/A
Triples: N/A
Home Runs: N/A
Stolen Bases: N/A

SEASON HIGHS

At-Bats: 1 (twice)
Runs: N/A
Hits: 1 vs. St. John's (2/16/19)
RBI: 1 vs. St. John's (2/16/19)

Doubles: N/A
Triples: N/A
Home Runs: N/A
Stolen Bases: N/A

- Starting C on Saturday, went 1-1 with a walk and RBI single
- Entered game Sunday, lined a ball into OF gap but was robbed by nice catch
- Listed at No. 81 on D1Baseball's Top-100 Impact Freshmen
- Was All-West Coast League Second Teamer this past summer, slashing .287/.336/.394

- Went 3-5, hit a home run, reached four times on Aug. 5 against Port Angeles
- Ranked No. 30 HS prospect in California
- 2017 Underclass All-American at Alemany HS
- Slashed .444/.577/.694 as a HS senior

27 - JACK FILBY, Fr. - INF

.000 AVG

0 HR

0 RBI

CAREER HIGHS

At-Bats: N/A
Runs: N/A
Hits: N/A
RBI: N/A

Doubles: N/A
Triples: N/A
Home Runs: N/A
Stolen Bases: N/A

SEASON HIGHS

At-Bats: N/A
Runs: N/A
Hits: N/A
RBI: N/A

Doubles: N/A
Triples: N/A
Home Runs: N/A
Stolen Bases: N/A

- Played with the Walla Walla Sweets of the West Coast League this summer
- Batted .252 with a .352 OBP
- Tossed 7.1 IP for Walla Walla, allowing just one earned
- Ranked No. 25 HS prospect in California

- 2017 Underclass All-American
- As a HS junior, hit .427 with 33 runs scored and 15 RBIs
- Participated in 2017 Area Code Games

28 - JAKE HIRABAYASHI, Sr. - INF

.000 AVG

0 HR

0 RBI

CAREER HIGHS

At-Bats: 5 (4 times) vs. Illinois (3/2/18)
Runs: 3 (2 times) vs. Arizona State (3/24/18)
Hits: 3 vs. LMU (3/6/18)
RBI: 3 (3 times) vs. WSU (3/17/18)

Doubles: 2 vs. LMU (3/6/18)
Triples: N/A
Home Runs: 1 (2 times) vs. ASU (3/24/18)
Stolen Bases: N/A

SEASON HIGHS

At-Bats: N/A
Runs: 1 vs. St. John's (2/16/19)
Hits: N/A
RBI: N/A

Doubles: N/A
Triples: N/A
Home Runs: N/A
Stolen Bases: N/A

- Made 2019 debut on Saturday, drawing a walk in a PH AB
- Pinch-ran, scored his first 2019 run, and played 3B on Sunday
- One of two true seniors on the roster (Pries)
- Recorded career-highs in games (43) and starts (28) last year

- Finished 3rd on the team in OBP (.430) and fifth in SLG (.410) in 2018
- Went 8-17 (.471) with 5 RBIs and 3 XBH during a 4-gm hit stream from Mar. 2-6, 2018
- Hit first career home run against Michigan State on March 3, 2018
- Has just 1 GIDP in 221 career ABs (last: 2016 season)

31 - JT SCHWARTZ, Fr. - INF

.000 AVG

0 HR

0 RBI

CAREER HIGHS

At-Bats: N/A
Runs: N/A
Hits: N/A
RBI: N/A

Doubles: N/A
Triples: N/A
Home Runs: N/A
Stolen Bases: N/A

SEASON HIGHS

At-Bats: N/A
Runs: N/A
Hits: N/A
RBI: N/A

Doubles: N/A
Triples: N/A
Home Runs: N/A
Stolen Bases: N/A

- Slashed .320/.395/.560 in 20 games with Wenatchee this summer in the West Coast League
- Played both corner infield positions
- Had three XBH and four RBIs against Yakima Valley on Jul. 22
- Career slash line of .373/.455/.573 at Corona del Mar HS

- Ranked the No. 29 HS prospect in California
- 2017 HS All-American
- As a HS junior (2017), hit .459 w/ 28 runs, four HRs, and a .729 SLG

POSITION PLAYER NOTES**33 - CHASE STRUMPF, Jr. - INF****.286 AVG****1 HR****4 RBI****CAREER HIGHS**

At-Bats: 6 at Washington (5/13/18) Doubles: 3 vs. CSF (4/24/18)
Runs: 5 vs. USC (4/21/18) Triples: 1 vs. Baylor (2/25/18)
Hits: 3 (8 times) vs. SJU (2/17/19) Home Runs: 1 (20 times) vs. SJU (2/17/19)
RBI: 7 at Arizona State (4/2/17) Stolen Bases: 1 (4 times) at LMU (4/3/18)

SEASON HIGHS

At-Bats: 4 (three times) Doubles: 2 vs. St. John's (2/17/19)
Runs: 2 vs. St. John's (2/17/19) Triples: N/A
Hits: 3 vs. St. John's (2/17/19) Home Runs: 1 vs. St. John's (2/17/19)
RBI: 2 vs. St. John's (2/17/19) Stolen Bases: N/A

- Had 3 XBH on Sunday, including UCLA's first HR of 2019
- Went 4-10 in SJU series
- Unanimous First Team Preseason All-American (D1, CB, PG, NCBWA, BA)
- Ranked No. 1 at 2B in D1Baseball's positional power rankings

- Named to 2019 Golden Spikes Award Watch List
- Ranked No. 23 Division I prospect (D1) and No. 79 overall prospect (BA) for 2019 MLB Draft
- 2018 Dick Howser Award semifinalist; 1st Bruin since '12 w/ 10+ HRs, 1st since '15 w/ 50+ RBIs.
- Invited to play on United States Collegiate National Team last summer

36 - JAKE PRIES, Sr. - OF**.500 AVG****0 HR****5 RBI****CAREER HIGHS**

At-Bats: 5 (4 times) vs. CSF (2/28/18) Doubles: 1 (8 times)
Runs: 2 (12 times) Triples: 1 (twice) vs. LMU (2/19/19)
Hits: 3 vs. Gonzaga (2/26/17) Home Runs: 1 (3 times) at UC Irvine (5/1/18)
RBI: 5 at UC Irvine (5/1/18) Stolen Bases: 1 vs. St. John's (2/17/19)

SEASON HIGHS

At-Bats: 4 vs. LMU (2/19/19) Doubles: 1 vs. St. John's (2/16/19)
Runs: 2 (twice) Triples: 1 (twice) vs. LMU (2/19/19)
Hits: 2 vs. LMU (2/19/19) Home Runs: N/A
RBI: 3 vs. LMU (2/19/19) Stolen Bases: 1 vs. St. John's (2/17/19)

- Drove in UCLA's first R of 2019 with a PH triple in the 6th on Opening Day
- Has started last three games at DH: 4-8, 4 runs, 4 RBIs
- Went 2-3, tripled in three runs vs. LMU on Tuesday
- 2nd in Pac-12 in slugging (1.000), 5th in batting average (.500), and 6th in OBP (.643)

- One of three team captains this season and one of two true seniors on the roster (Hirabayashi)
- Set career high with five RBIs and hit a grand slam at UC Irvine on May 1, 2018
- .483 OBP in leadoff ABs last year, 3rd-best among UCLA regulars
- Father, Jeff, played baseball at UCLA.

PITCHER NOTES			
12 - JUSTIN HOOPER, R Jr. - LHP	0-0	0.00 ERA	0 K
CAREER HIGHS Innings: 5.2 at LBSU (4/25/17) Strikeouts: 10 vs. UC Riverside (2/21/17)		SEASON HIGHS Innings: N/A Strikeouts: N/A	
<ul style="list-style-type: none"> Missed the 2018 season after undergoing Tommy John surgery Listed as the No. 33 prospect in the Pac-12 and No. 255 Division I prospect for the '19 Draft Cape Cod All-Star for Cotuit Kettleers in summer 2017 2017 at UCLA: 1-1, 3.69 ERA, 52 K in 46.1 IP 		<ul style="list-style-type: none"> 25th rd pick by Milwaukee in the 2015 MLB Draft Rated the No. 3 HS prospect nationally and the No. 1 LHP in the 2015 Draft (Perfect Game) 	
14 - SEAN MULLEN, Fr. - RHP	0-0	0.00 ERA	0 K
CAREER HIGHS Innings: 0.0 vs. LMU (2/19/19) Strikeouts: N/A		SEASON HIGHS Innings: 0.0 vs. LMU (2/19/19) Strikeouts: N/A	
<ul style="list-style-type: none"> Made NCAA debut on Tuesday, pitching to two batters in the sixth. Drafted in the 35th rd of the 2018 MLB Draft by the Colorado Rockies (1,056th overall) Pitched 1.2 innings for Yakima of the West Coast League this summer Listed at No. 89 on D1Baseball's Top-100 Impact Freshmen 		<ul style="list-style-type: none"> Had a career 26-7 record and 2.66 ERA in HS Went 8-1 with a 1.30 as a HS senior No. 38 HS prospect in California per Perfect Game Two-time Perfect Game HS All-American 	
19 - JACK RALSTON, R Jr. - RHP	1-0	0.00 ERA	7 K
CAREER HIGHS Innings: 6.0 vs. St. John's (2/16/19) Strikeouts: 7 (twice) vs. SJU (2/16/19)		SEASON HIGHS Innings: 6.0 vs. St. John's (2/16/19) Strikeouts: 7 vs. St. John's (2/16/19)	
<ul style="list-style-type: none"> Set or matched career highs in Ks and IP vs. St. John's on Saturday Longest previous outing w/ 0 ER: 3 IP (vs. CSUN on 3/14/18) Made 14 appearances on the mound and nine starts in 2018. Of his eight regular season starts, three came on the weekend and five were midweeks 		<ul style="list-style-type: none"> Made NCAA debut on Mar. 14, 2018 at CSUN, tossing three innings of one-hit relief (0 R) Earned first career win and set career-highs in innings pitched and strikeouts on May 15 vs. CSUN. Made first career start against Washington State on Mar. 18, 2018 and earned a no-decision. Did not appear in the 2016 and 2017 seasons 	
24 - ZACH PETTWAY, So. - RHP	0-0	0.00 ERA	9 K
CAREER HIGHS Innings: 8.0 vs. Baylor (2/25/18) Strikeouts: 10 at Arizona (5/4/18)		SEASON HIGHS Innings: 6.0 vs. St. John's (2/15/19) Strikeouts: 9 vs. St. John's (2/15/19)	
<ul style="list-style-type: none"> First UCLA sophomore to start on Opening Day since James Kaprielian (2014) Career ERA of 0.48 in February Most Opening Day strikeouts for UCLA pitcher since Adam Plutko in 2012 (10) Earned Freshman All-America honors from all five major national outlets in 2018 		<ul style="list-style-type: none"> All-Pac-12 honorable mention in 2018 First Bruin Freshman since 2012 to start career 5-0. Had four games last season with seven or more strikeouts. Allowed just one earned over seven innings in his regional start against Minnesota (Jun. 2) 	
27 - JACK FILBY, Fr. - RHP	0-0	0.00 ERA	2 K
CAREER HIGHS Innings: 1.0 vs. St. John's (2/15/19) Strikeouts: 1 (twice) vs. LMU (2/19/19)		SEASON HIGHS Innings: 1.0 vs. St. John's (2/15/19) Strikeouts: 1 (twice) vs. LMU (2/19/19)	
<ul style="list-style-type: none"> Picked up the win on Opening Day after throwing a perfect seventh inning Inning went 4-3, F8, then ended on a swinging strikeout First freshman in John Savage era (since '05) to earn "W" on Opening Day Struck out the lone batter he faced on Tuesday in second career appearance 		<ul style="list-style-type: none"> Recruited to UCLA as a position player Spent summer 2018 with the Walla Walla Sweets in the West Coast League Primarily a position player, but had a 1.23 ERA in 7.1 IP Threw a CG two-hitter and had 3 RBIs in a first round playoff game as a HS junior 	
29 - MICHAEL TOWNSEND, So. - RHP	0-0	0.00 ERA	4 K
CAREER HIGHS Innings: 1.2 vs. CSUN (5/15/18) Strikeouts: 2 (twice)		SEASON HIGHS Innings: 1.0 vs. St. John's (2/17/19) Strikeouts: 2 (twice)	
<ul style="list-style-type: none"> Threw a scoreless 8th inn on Sunday in his season debut Matched a career-high with two strikeouts Struck out the first two batters he faced on Tuesday against LMU Tossed 41 innings for Waterloo in the Northwoods League this summer 		<ul style="list-style-type: none"> Had a 6.36 ERA and 29 strikeouts (6.37 K/9) Threw career-high 1.2 innings vs. CSUN on May 15, 2018 Set career-high with two strikeouts at UC Irvine on May 1, 2018 Threw first complete inning against USC on Apr. 21, 2018 	

PITCHER NOTES			
30 - NICK NASTRINI, Fr. - RHP 0-0 CAREER HIGHS Innings: 4.2 vs. LMU (2/19/19) Strikeouts: 9 vs. LMU (2/19/19)		0.00 ERA 12 K SEASON HIGHS Innings: 4.2 vs. LMU (2/19/19) Strikeouts: 9 vs. LMU (2/19/19)	
<ul style="list-style-type: none"> Matched Savage-era record for strikeouts in a UCLA debut w/ 9 on Tuesday vs. LMU Leads Pac-12 w/ 12 Ks as of Thursday Struck out the side in order on Sunday in his collegiate debut (9th inn) Second straight FR to start a game for UCLA 		<ul style="list-style-type: none"> Was a First Team All-West Coast League selection with the Bellingham Bells Went 4-2 with a 1.88 ERA over 10 appearances (nine starts) and had 43 Ks in 49 IP Ranked No. 27 HS prospect in California by Perfect Game Went 5-1 with a 0.98 ERA as a junior at Cathedral Catholic HS 	
32 - RYAN GARCIA, Jr. - RHP 0-0 CAREER HIGHS Innings: 7.1 vs. Gonzaga (6/3/18) Strikeouts: 9 (two times) vs. Gonzaga (6/3/18)		0.00 ERA 0 K SEASON HIGHS Innings: N/A Strikeouts: N/A	
<ul style="list-style-type: none"> Ranked the No. 12 Pac-12 prospect and the No. 53 Division I prospect for the 2019 MLB Draft Served as the ace of the Cape Cod League champion Wareham Gatemen over the summer Had a 2-0 record, 1.28 ERA, and 33 Ks in 28.1 IP; Was a Cape Cod All-Star Was 8-1 with a 2.23 ERA last year 		<ul style="list-style-type: none"> 2018: Second-best ERA and batting average against among Pac-12 pitchers Had a 4-1 record and 2.77 ERA in Pac-12 play in 2018 2018 All-Pac Team honorable mention Allowed 1 ER in 7.1 IP vs. Gonzaga in regionals; named to All-Regional Team 	
34 - FELIX RUBI, Jr. - RHP 0-0 CAREER HIGHS Innings: N/A Strikeouts: N/A		0.00 ERA 0 K SEASON HIGHS Innings: N/A Strikeouts: N/A	
<ul style="list-style-type: none"> Lone transfer from UCLA's newest recruiting class Spent two seasons at Glendale CC in Glendale, Calif. In 2018, had a 0.95 ERA and struck out 24 batters in 19 innings Three-time all-league and two-time All-CIF pick at Kennedy HS (Granada Hills, Calif.) 		<ul style="list-style-type: none"> Was an all-conference pick in both of his seasons at Glendale CC Ended his JC career with a 17 2/3 innings scoreless streak 	
35 - KYLE MORA, Jr. - RHP 0-0 CAREER HIGHS Innings: 5.2 (2 times) at LMU (4/3/18) Strikeouts: 8 at LMU (4/3/18)		0.00 ERA 8 K SEASON HIGHS Innings: 2 vs. St. John's (2/17/19) Strikeouts: 4 vs. St. John's (2/17/19)	
<ul style="list-style-type: none"> Has retired all 12 batters he's faced this season Tossed 3.0 IP in relief against SJU, retiring all 9 batters he faced Leads qualifying Pac-12 pitchers in batting average against (.000) Made three starts for Harwich in the Cape this summer, posting a 2.13 ERA in 12.2 IP 		<ul style="list-style-type: none"> Had a career-high 34 appearances, including one start, last year (11th-most in NCAA) Recorded a team-best .170 batting average against last year Had a 1.69 ERA over 26.2 Pac-12 innings in 2018 Made first career start on Apr. 3, 2018 at LMU tossing 5.2 innings with eight strikeouts. 	
40 - HOLDEN POWELL, So. - RHP 0-0 CAREER HIGHS IP: 3.0 (twice) vs. Minnesota (6/3/18) Ks: 2 (six times)		0.00 ERA 4 K SEASON HIGHS Innings: 1 (three times) Strikeouts: 2 vs. LMU (2/19/19)	
<ul style="list-style-type: none"> Nailed down the save on Opening Day, allowing just a single Added a 3-up, 3-down 9th innings on both Sunday and Tuesday Named to the NCBWA Stopper of the Year Watch List ahead of the season Pitched 26.1 IP for Newport in the New England Collegiate Baseball League 		<ul style="list-style-type: none"> Struck out 13.67 batters per nine innings in the NECBL Team-high six saves last year en route to Freshman All-America honors Was one save short of freshman program record last season Picked up first career win against Washington State on Mar. 17, 2018 	
43 - DANIEL COLWELL, Fr. - LHP 0-0 CAREER HIGHS Innings: N/A Strikeouts: N/A		0.00 ERA 0 K SEASON HIGHS Innings: N/A Strikeouts: N/A	
<ul style="list-style-type: none"> One of three lefties on the staff Career record of 20-8 with a 1.77 ERA in high school (St. Mary's College HS) Capped off his HS career with an 8-1, 1.53 ERA senior season 1.41 ERA over 69.1 IP as a sophomore 		<ul style="list-style-type: none"> Was born exactly at midnight, so parents let him pick his birthday (Dec. 2) 	

PITCHER NOTES			
44 - NICK SCHEIDLER, Jr. - LHP	0-0	0.00 ERA	0 K
CAREER HIGHS Innings: 4.2 at LBSU (4/10/18) Strikeouts: 6 at UC Irvine (5/1/18)	SEASON HIGHS Innings: N/A Strikeouts: N/A		
<ul style="list-style-type: none">• Pitched for Chatham in the Cape Cod League this summer, posting a 2.00 ERA over 9 IP• Made 37 appearances last year for UCLA, most in the Pac-12 and third-most in the NCAA• Struck out career-best six batters and picked up first win of 2018 at UC Irvine on May 1.• Set career-high with 4.2 innings pitched at Long Beach State on Apr. 10, 2018• Recorded a .256 batting average against last season• Stranded 25 of his 28 inherited runners in 2018 (89.3%), best ratio on team (10+ inherited)• Has pitched 30+ IP in both of his seasons at UCLA			
45 - NATHAN HADLEY, R-Sr. - RHP	0-0	0.00 ERA	3 K
CAREER HIGHS Innings: 2.1 vs. ASU (5/20/16) Strikeouts: 4 vs. Oklahoma (3/5/16)	SEASON HIGHS Innings: 1.1 vs. LMU (2/19/19) Strikeouts: 2 vs. St. John's (2/15/19)		
<ul style="list-style-type: none">• Needed just nine pitches to get through his first inning of the year (3 up, 3 down, 2 Ks) on 2/15• Hasn't allowed a hit through three appearances• Earned the W against LMU on Tuesday with 1.1 hitless relief innings (allowed only a HBP)• Made 16 relief appearances last year, recording an 0-1 record and 5.06 ERA in 10.2 IP• His 11.81 K/9 led the team last year (14 K in 10.2 IP)• Made first appearance since May 2016 vs. Loyola Marymount on Mar. 6, 2018• Struck out three LMU batters in 2018 debut.• Did not play in 2017.			
51 - DENNIS BOATMAN, Fr. - RHP	0-0	0.00 ERA	0 K
CAREER HIGHS Innings: N/A Strikeouts: N/A	SEASON HIGHS Innings: N/A Strikeouts: N/A		
<ul style="list-style-type: none">• Made 12 relief appearances this summer for Corvallis in the West Coast League• Struck out 13 batters in 16.1 innings, had a 9.92 ERA• Ranked No. 48 HS prospect in California by Perfect Game• Two-time Perfect Game Underclass All-American• Played in 2017 Area Code Games• As a junior at Woodcreek HS, had a 1.36 ERA and 50 Ks in 56.2 IP• As a sophomore, went 5-1 with a 1.23 ERA and 30 Ks in 45.2 IP• Favorite athletes include former Bruin ace Gerrit Cole			
55 - JESSE BERGIN, Fr. - RHP	0-0	0.00 ERA	9 K
CAREER HIGHS Innings: 5.2 vs. St. John's (2/17/19) Strikeouts: 9 vs. St. John's (2/15/19)	SEASON HIGHS Innings: 5.2 vs. St. John's (2/17/19) Strikeouts: 9 vs. St. John's (2/17/19)		
<ul style="list-style-type: none">• Earned W, struck out 9, allowed just 2 hits over 5.2 IP in first collegiate start on Feb. 17, 2019• Most Ks by a Bruin in their collegiate debut in the John Savage era (since '05)• Struck out 4 consecutive batters (last out of the 1st, all 3 of the 2nd) in collegiate debut• No. 59 HS prospect in California per Perfect Game• 2016 Perfect Game Underclass All-American• Had a 9-3 record, 1.30 ERA, and 50 Ks in 76 IP as a sophomore at Harvard-Westlake HS• Named to Top Prospect Team at 2017 Perfect game National Showcase• Pitched three innings of relief in the 2019 Alumni Game			

2019 UCLA BASEBALL RESULTS

Date	Opponent	W-L	Score	Rec.	Winner	Loser	Save	Att.	Time
2/15	St. John's	W	3-2	1-0	Filby (1-0)	Mondak (0-1)	Powell (1)	653	3:17
2/16	St. John's	W	9-0	2-0	Ralston (1-0)	Belge (0-1)	-	1,072	3:03
2/17	St. John's	W	11-1	3-0	Bergin (1-0)	LaSorsa (1-0)	-	841	3:00
2/19	Loyola Marymount	W	5-0	4-0	Hadley (1-0)	Finkelburg (0-1)	-	516	3:02

* Pac-12 Conference game

^ Dodger Stadium College Baseball Classic

2019 UCLA BASEBALL GAME-BY-GAME BATTING LINEUP

Date	Opponent	Record	1	2	3	4	5	6	7	8	9
2/15	St. John's	1-0	Ydens	Kendall	Strumpf	Toglia	McLain	Mitchell	Stronach	Kreidler	McInerny
2/16	St. John's	2-0	Ydens	Kendall	Strumpf	Toglia	McLain	Pries	Mitchell	Kreidler	Cardenas
2/17	St. John's	3-0	Ydens	Kendall	Strumpf	Toglia	McLain	Pries	Kreidler	Mitchell	McInerny
2/19	Loyola Marymount	4-0	Ydens	Kendall	Strumpf	Toglia	McLain	Pries	Mitchell	Kreidler	McInerny

* Pac-12 Conference game

^ Dodger Stadium College Baseball Classic

2019 UCLA BASEBALL GAME-BY-GAME BATTING LINEUP

Date	Opponent	Record	C	1B	2B	SS	3B	LF	CF	RF	DH	SP
2/15	St. John's	1-0	McInerny	Toglia	Strumpf	Kendall	Kreidler	Ydens	McLain	Mitchell	Stronach	Pettway
2/16	St. John's	2-0	Cardenas	Toglia	Strumpf	Kendall	Kreidler	Ydens	McLain	Mitchell	Pries	Ralston
2/17	St. John's	3-0	McInerny	Toglia	Strumpf	Kendall	Kreidler	Ydens	McLain	Mitchell	Pries	Bergin
2/19	Loyola Marymount	4-0	McInerny	Toglia	Strumpf	Kendall	Kreidler	Ydens	McLain	Mitchell	Pries	Nastrini

* Pac-12 Conference game

^ Dodger Stadium College Baseball Classic

2019 UCLA BASEBALL LINE SCORES**GAME 1: No. 3 UCLA 3, St. John's 2****Feb. 15 at Jackie Robinson Stadium**

	1	2	3	4	5	6	7	8	9	R	H	E
SJU	0	0	0	1	0	1	0	0	0	2	4	1
UCLA	0	0	0	0	0	1	2	0	X	3	5	2

WP: Filby (1-0) LP: Mondak (0-1), SV: Powell (1)

Time: 3:17 Attendance: 653

GAME 2: No. 3 UCLA 9, St. John's 0**Feb. 16 at Jackie Robinson Stadium**

	1	2	3	4	5	6	7	8	9	R	H	E
SJU	0	0	0	0	0	0	0	0	0	0	3	0
UCLA	0	4	0	0	0	1	4	0	X	9	10	0

WP: Ralston (1-0) LP: Belge (0-1)

Time: 3:03 Attendance: 1,072

GAME 3: No. 3 UCLA 11, St. John's 1**Feb. 17 at Jackie Robinson Stadium**

	1	2	3	4	5	6	7	8	9	R	H	E
SJU	0	0	1	0	0	0	0	0	0	1	2	5
UCLA	0	0	1	2	1	0	7	0	X	11	12	1

WP: Bergin (1-0) LP: LaSorsa (0-1)

Time: 3:00 Attendance: 841

GAME 4: No. 3 UCLA 5, LMU 0**Feb. 19 at Jackie Robinson Stadium**

	1	2	3	4	5	6	7	8	9	R	H	E
LMU	0	0	0	0	0	0	0	0	0	0	4	1
UCLA	0	0	4	0	0	1	0	0	X	5	6	0

WP: Hadley (1-0) LP: Finkelburg (0-1)

Time: 3:02 Attendance: 561

UCLA TEAM GAME-BY-GAME STATS

Overall: 4-0 Home: 4-0 Away: 0-0 Neutral: 0-0 Pac-12: 0-0

Batting (All games)

Date	Opponent	ab	r	h	rbi	2b	3b	hr	tb	bb	ibb	sb	cs	hbp	sac	sf	gdp	k	po	a	e	lob	avg
Feb 15	ST. JOHN'S	26	3	5	3	0	1	0	7	8	1	1	1	1	2	0	0	10	27	8	2	11	.192
Feb 16	ST. JOHN'S	32	9	10	9	2	2	0	16	11	0	0	0	1	2	0	0	10	27	12	0	13	.259
Feb 17	ST. JOHN'S	35	11	12	10	5	0	1	20	4	1	4	0	4	1	1	0	10	27	5	1	10	.290
Feb 19	LOYOLA MARYMO	29	5	6	5	0	2	0	10	4	0	1	0	1	1	1	0	6	27	4	0	7	.270
Totals		122	28	33	27	7	5	1	53	27	2	6	1	7	6	2	0	36	108	29	3	41	.270

Pitching (All games)

Date	Opponent	ip	h	r	er	bb	so	2b	3b	hr	wp	bk	hbp	dp	ibb	score	w-l	sv	era
Feb 15	ST. JOHN'S	9.0	4	2	0	2	13	0	0	0	1	1	0	1	0	3-2	1-0	1	0.00
Feb 16	ST. JOHN'S	9.0	3	0	0	2	14	0	0	0	0	0	0	1	0	9-0	2-0	1	0.00
Feb 17	ST. JOHN'S	9.0	2	1	0	1	14	1	0	0	0	0	0	0	0	11-1	3-0	1	0.00
Feb 19	LOYOLA MARYMO	9.0	4	0	0	3	17	2	0	0	0	0	1	0	0	5-0	4-0	1	0.00
Totals		36.0	13	3	0	8	58	3	0	0	1	1	1	2	0	28-3	4-0	1	0.00

UCLA SEASON/CAREER STATS

2019 ROSTER

Record: 4-0 Home: 4-0 Away: 0-0 Pac-12: 0-0

Player	SEASON										CAREER																		
	Avg	G-GS	AB	R	H	2B	3B	HR	RBI	BB	Hbp	SO	Sb	Att	Avg	G-GS	AB	R	H	2B	3B	HR	RBI	BB	Hbp	SO	Sb	Att	
36 Pries, Jake	.500	4-3	10	4	5	1	2	0	5	3	1	0	1-1		.255	109-55	220	35	56	10	1	3	27	29	23	39	2-3		
18 Ydens, Jeremy	.385	4-4	13	3	5	1	0	0	3	3	3	4	2-2		.336	82-74	292	69	98	19	5	8	51	29	16	69	18-25		
3 Kreidler, Ryan	.357	4-4	14	5	5	2	1	0	2	2	0	3	0-0		.236	110-107	347	61	82	16	2	7	60	51	9	81	8-9		
5 Mitchell, Garrett	.357	4-4	14	1	5	0	0	0	2	0	0	3	1-2		.287	47-44	167	20	48	4	2	0	33	11	3	43	6-11		
33 Strumpf, Chase	.286	4-4	14	3	4	2	0	1	4	4	0	3	0-0		.309	116-115	424	85	131	34	1	20	87	70	8	99	4-6		
7 Toggia, Michael	.200	4-4	15	3	3	0	1	0	1	3	0	8	0-0		.300	118-110	414	86	124	35	2	19	92	83	5	116	6-7		
1 McLain, Matt	.083	4-4	12	4	1	0	1	0	4	3	2	5	1-1		.091	3-3	11	2	1	0	1	0	3	1	1	5	1-1		
4 Kendall, Kevin	.071	4-4	14	1	1	0	0	0	1	1	0	5	0-0		.267	48-43	180	37	48	6	2	3	21	16	5	45	13-15		
8 Silva, Jarron	1.000	3-0	1	1	1	0	0	0	0	2	0	0	0-0		.200	36-1	35	4	7	2	0	0	3	4	0	13	1-1		
25 Cardenas, Noah	.500	3-1	2	0	1	0	0	0	1	1	0	0	0-0		.500	3-1	2	0	1	0	0	0	1	1	0	0	0-0		
16 Cuellar, Kyle	.500	3-0	2	1	1	1	0	0	3	1	0	0	0-0		.250	76-45	176	25	44	12	0	1	36	32	8	41	1-1		
15 McInemy, Will	.200	4-3	5	1	1	0	0	0	1	2	0	2	1-1		.205	60-39	83	12	17	2	0	1	10	11	4	14	0-0		
11 Moberg, Jake	.000	3-0	4	0	0	0	0	0	0	0	0	2	0-0		.000	3-0	4	0	0	0	0	0	0	0	0	2	0-0		
9 Teixeira, RJ	.000	1-0	1	0	0	0	0	0	0	0	0	1	0-0		.273	31-4	33	8	9	4	0	0	4	11	1	7	1-1		
6 Stronach, Jack	.000	1-1	1	0	0	0	0	0	0	1	0	0	0-0		.262	94-62	252	35	66	19	0	2	45	23	8	37	5-7		
28 Hirabayashi, Jake	.000	2-0	0	1	0	0	0	0	0	1	0	0	0-0		.213	108-60	221	38	47	10	0	2	22	35	7	54	0-0		
10 Perez, Mikey	.000	2-0	0	0	0	0	0	0	0	0	1	0	0-0		.000	2-0	0	0	0	0	0	0	0	0	1	0	0-0		
21 Prendiz, Jordan	.000	3-0	0	0	0	0	0	0	0	0	0	0	0-0		.000	19-0	2	3	0	0	0	0	0	3	1	0	0-0		
Totals	.270	4-4	122	28	33	7	5	1	27	27	7	36	6-7																
Opponents	.110	4-4	118	3	13	3	0	0	3	8	1	58	4-7																

(All games Sorted by Earned run avg)

Player	SEASON													CAREER													
	ERA	W-L	App	GS	CG	Sho	Sv	IP	H	R	ER	BB	SO	ERA	W-L	App	GS	CG	Sho	Sv	IP	H	R	ER	BB	SO	
19 Ralston, Jack	0.00	1-0	1	1	0	0	0	6.0	3	0	0	1	7	5.53	2-4	15	10	0	0	0	42.1	46	27	26	15	25	
24 Pettway, Zach	0.00	0-0	1	1	0	0	0	6.0	3	2	0	2	9	3.16	8-4	17	16	0	0	0	102.2	88	43	36	21	87	
55 Bergin, Jesse	0.00	1-0	1	1	0	0	0	5.2	2	1	0	1	9	0.00	1-0	1	1	0	0	0	5.2	2	1	0	1	9	
30 Nastirni, Nick	0.00	0-0	2	1	0	0	0	5.2	2	0	0	2	12	0.00	0-0	1	0	0	0	0	1.0	0	0	0	0	3	
35 Mora, Kyle	0.00	0-0	3	0	0	0	0	4.0	0	0	0	0	8	2.18	6-3	40	1	0	0	3	62.0	38	16	15	15	51	
40 Powell, Holden	0.00	0-0	3	0	0	0	1	3.0	1	0	0	0	4	3.31	2-1	31	0	0	0	7	35.1	29	14	13	8	24	
45 Hadley, Nate	0.00	1-0	3	0	0	0	0	2.2	0	0	0	0	3	5.31	1-1	44	0	0	0	0	39.0	40	25	23	25	43	
29 Townsend, Michael	0.00	0-0	2	0	0	0	0	1.2	1	0	0	1	4	8.00	0-0	9	0	0	0	0	9.0	8	9	8	4	8	
27 Filby, Jack	0.00	1-0	2	0	0	0	0	1.1	0	0	0	0	2	0.00	1-0	1	0	0	0	0	1.0	0	0	0	0	1	
14 Mullen, Sean	0.00	0-0	1	0	0	0	0	0.0	1	0	0	1	0	0.00	0-0	0	0	0	0	0	0.0	0	0	0	0	0	
Totals	0.00	4-0	4	4	0	2	1	36.0	13	3	0	8	58														
Opponents	5.63	0-4	4	4	0	0	0	32.0	33	28	20	27	32														

2018 OVERALL STATISTICS

Overall: 38-21 Home: 22-6 Away: 13-13 Neutral: 3-2 Pac-12: 19-11

Player	avg	gp-gs	ab	r	h	2b	3b	hr	rbi	tb	slg%	bb	hp	so	gdp	ob%	sf	sh	sb-att	po	a	e	fld%
33 Strumpf, Chase	.363	58-58	226	59	82	23	1	12	53	143	.633	45	6	53	0	.475	3	0	2-3	86	178	2	.992
18 Ydens, Jeremy	.350	53-53	217	50	76	17	5	6	38	121	.558	20	10	50	1	.421	5	4	13-19	115	2	1	.992
7 Toglia, Michael	.336	59-59	226	51	76	24	0	11	58	133	.588	48	3	60	5	.449	6	0	5-6	481	34	2	.996
25 Amaral, Daniel	.289	55-55	201	51	58	16	3	3	38	89	.443	34	15	36	2	.426	1	4	14-18	157	5	0	1.000
6 Stronach, Jack	.281	52-39	160	26	45	11	0	1	27	59	.369	10	7	20	3	.341	5	0	2-4	68	3	1	.986
5 Mitchell, Garrett	.280	44-41	157	19	44	4	2	0	31	52	.331	11	3	40	1	.337	1	5	5-9	78	0	2	.975
28 Hirabayashi, Jake	.280	43-28	100	25	28	7	0	2	15	41	.410	20	7	23	0	.430	1	3	0-0	17	63	3	.964
4 Kendall, Kevin	.278	45-40	169	37	47	6	2	3	20	66	.391	16	5	41	1	.352	3	4	13-15	50	87	7	.951
36 Pries, Jake	.274	46-30	113	20	31	5	0	1	18	39	.345	12	15	16	4	.403	4	2	0-1	29	0	0	1.000
3 Kreidler, Ryan	.222	53-50	162	28	36	7	1	3	34	54	.333	31	4	49	2	.348	7	3	4-4	52	116	14	.923

41 Haselman, Ty	.400	14-0	5	0	2	0	0	0	2	2	.400	1	0	1	0	.500	0	1	0-0	17	0	0	1.000
9 Teijeiro, RJ	.281	30-4	32	8	9	4	0	0	4	13	.406	11	1	6	0	.477	0	0	1-1	2	0	1	.667
15 McInerny, Will	.238	42-29	63	9	15	1	0	1	7	19	.302	8	3	9	1	.347	1	7	0-0	174	33	1	.995
8 Silva, Jarron	.172	26-1	29	3	5	2	0	0	3	7	.241	2	0	10	1	.226	0	0	0-0	3	0	0	1.000
47 Rosica, Daniel	.159	49-30	82	9	13	0	0	0	11	13	.159	8	2	15	4	.245	2	11	2-2	207	23	0	1.000
16 Cuellar, Kyle	.115	36-14	61	11	7	2	0	0	13	9	.148	12	7	20	2	.317	2	0	1-1	2	1	0	1.000
21 Prenzid, Jordan	.000	16-0	2	3	0	0	0	0	0	0	.000	3	1	0	1	.667	0	1	0-0	6	0	0	1.000
Totals	.286	59	2005	409	574	129	14	43	372	860	.429	292	89	449	28	.393	41	45	62-83	1577	603	41	.982
Opponents	.234	59	1942	221	455	84	10	45	204	694	.357	179	41	412	31	.310	17	36	25-41	1550	501	59	.972

LOB - Team (514), Opp (417). DPs turned - Team (42), Opp (35). CI - Team (0), Opp (1). IBB - Team (10), Toglia 5, Strumpf 2, Ydens 1, Amaral 1, Stronach 1. Picked off - Kendall 2, Kreidler 2, Amaral 2, Ydens 1, Hirabayashi 1, Mitchell 1, Toglia 1.

(All games Sorted by Earned run avg)

Player	era	w-l	app	gs	cg	sho	sv	ip	h	r	er	bb	so	2b	3b	hr	b/avg	wp	hp	bk	sfa	sha
14 Bird, Jake	2.18	7-4	16	16	2	0/0	0	111.2	111	45	27	33	61	24	2	3	.263	7	8	0	4	8
32 Garcia, Ryan	2.23	8-1	22	12	0	0/1	0	76.2	52	25	19	23	76	14	1	3	.188	6	7	0	3	2
24 Pettway, Zach	3.35	8-4	16	15	0	0/1	0	96.2	85	41	36	19	78	10	5	15	.235	1	11	1	2	10

34 Molnar, Kyle	0.00	1-0	1	0	0	0/0	0	1.0	0	0	0	2	1	0	0	0	.000	0	0	0	0	0
27 Barker, Garrett	1.17	0-1	33	0	0	0/1	0	23.0	17	7	3	16	20	5	0	1	.205	5	0	0	0	1
35 Mora, Kyle	1.89	6-3	34	1	0	0/1	3	52.1	31	12	11	12	41	7	1	3	.170	5	1	0	1	2
11 Olsen, Jon	2.20	2-0	6	6	1	0/1	0	28.2	20	9	7	8	28	1	0	3	.200	1	1	0	1	0
20 Farrell, Chase	2.45	0-0	8	0	0	0/0	0	3.2	7	1	1	3	4	1	0	1	.412	1	0	0	0	0
40 Powell, Holden	3.51	2-1	29	0	0	0/1	6	33.1	28	14	13	8	22	6	0	2	.235	4	3	0	4	2
44 Scheidler, Nick	3.97	1-1	37	0	0	0/1	0	34.0	34	15	15	18	32	5	0	4	.266	6	4	0	1	3
45 Hadley, Nathan	5.06	0-1	16	0	0	0/1	0	10.2	9	8	6	12	14	1	0	0	.237	1	5	0	0	3
26 Gadsby, Brian	6.23	2-1	9	0	0	0/0	1	8.2	8	6	6	7	10	2	0	2	.250	3	0	0	0	2
19 Ralston, Jack	6.44	1-4	14	9	0	0/1	0	36.1	43	27	26	14	18	7	1	6	.301	4	0	0	1	2
29 Townsend, Michael	9.00	0-0	8	0	0	0/1	0	8.0	8	9	8	3	6	0	0	2	.250	2	1	0	0	1
30 Walker, Matt	18.00	0-0	2	0	0	0/0	0	1.0	2	2	2	1	1	1	0	0	.400	1	0	0	0	0
Totals	3.08	38-21	59	59	3	3/3	10	525.2	455	221	180	179	412	84	10	45	.234	47	41	1	17	36
Opponents	6.46	21-38	59	59	1	3/2	10	516.2	574	409	371	292	449	129	14	43	.286	60	89	6	41	45

PB - Team (9), McInerny 6, Rosica 3, Opp (8). Pickoffs - Team (8), Bird 2, McInerny 2, Powell 1, Garcia 1, Olsen 1, Mora 1, Opp (10). SBA/ATT - Rosica (13-23), McInerny (11-17), Bird (6-13), Ralston (4-6), Garcia (4-5), Olsen (2-4), Pettway (3-4), Scheidler (2-3), Powell (1-2), Mora (2-2), Farrell (0-1), Hadley (1-1).

2019 OVERALL STATISTICS

Overall: 4-0 Home: 4-0 Away: 0-0 Neutral: 0-0 Pac-12: 0-0

Player	avg	gp-gs	ab	r	h	2b	3b	hr	rbi	tb	slg%	bb	hp	so	gdp	ob%	sf	sh	sb-att	po	a	e	fld%
Silva, Jarron	1.000	3-0	1	1	1	0	0	0	0	1	1.000	2	0	0	0	1.000	0	0	0-0	0	0	0	.000
Pries, Jake	.500	4-3	10	4	5	1	2	0	5	10	1.000	3	1	0	0	.643	0	0	1-1	0	0	0	.000
Cardenas, Noah	.500	3-1	2	0	1	0	0	0	1	1	.500	1	0	0	0	.667	0	1	0-0	11	3	0	1.000
Cuellar, Kyle	.500	3-0	2	1	1	1	0	0	3	2	1.000	1	0	0	0	.667	0	0	0-0	0	0	0	.000
Ydens, Jeremy	.385	4-4	13	3	5	1	0	0	3	6	.462	3	3	4	0	.579	0	0	2-2	4	0	0	1.000
Kreidler, Ryan	.357	4-4	14	5	5	2	1	0	2	9	.643	2	0	3	0	.412	1	0	0-0	3	4	0	1.000
Mitchell, Garrett	.357	4-4	14	1	5	0	0	0	2	5	.357	0	0	3	0	.357	0	1	1-2	8	0	0	1.000
Strumpf, Chase	.286	4-4	14	3	4	2	0	1	4	9	.643	4	0	3	0	.444	0	0	0-0	10	7	0	1.000
Toglia, Michael	.200	4-4	15	3	3	0	1	0	1	5	.333	3	0	8	0	.333	0	0	0-0	21	1	0	1.000
McInerny, Will	.200	4-3	5	1	1	0	0	0	1	1	.200	2	0	2	0	.375	1	3	1-1	43	4	1	.979
McLain, Matt	.083	4-4	12	4	1	0	1	0	4	3	.250	3	2	5	0	.353	0	1	1-1	2	0	0	1.000
Kendall, Kevin	.071	4-4	14	1	1	0	0	0	1	1	.071	1	0	5	0	.133	0	0	0-0	3	7	2	.833
Moberg, Jake	.000	3-0	4	0	0	0	0	0	0	0	.000	0	0	2	0	.000	0	0	0-0	0	1	0	1.000
Teijeiro, RJ	.000	1-0	1	0	0	0	0	0	0	0	.000	0	0	1	0	.000	0	0	0-0	0	0	0	.000
Stronach, Jack	.000	1-1	1	0	0	0	0	0	0	0	.000	1	0	0	0	.500	0	0	0-0	0	0	0	.000
Hirabayashi, Jake	.000	2-0	0	1	0	0	0	0	0	0	.000	1	0	0	0	1.000	0	0	0-0	0	1	0	1.000
Perez, Mikey	.000	2-0	0	0	0	0	0	0	0	0	.000	0	1	0	0	1.000	0	0	0-0	0	0	0	.000
Prendiz, Jordan	.000	3-0	0	0	0	0	0	0	0	0	.000	0	0	0	0	.000	0	0	0-0	1	0	0	1.000
Totals	.270	4	122	28	33	7	5	1	27	53	.434	27	7	36	0	.424	2	6	6-7	108	29	3	.979
Opponents	.110	4	118	3	13	3	0	0	3	16	.136	8	1	58	2	.173	0	0	4-7	96	25	7	.945

LOB - Team (41), Opp (17). DPs turned - Team (2). CI - Team (1), McInerny 1, Opp (1). IBB - Team (2), Strumpf 2.

(All games Sorted by Earned run avg)

Player	era	w-l	app	gs	cg	sho	sv	ip	h	r	er	bb	so	2b	3b	hr	b/avg	wp	hp	bk	sfa	sha
Pettway, Zach	0.00	0-0	1	1	0	0/0	0	6.0	3	2	0	2	9	0	0	0	.150	1	0	1	0	0
Ralston, Jack	0.00	1-0	1	1	0	0/1	0	6.0	3	0	0	1	7	0	0	0	.158	0	0	0	0	0
Nastrini, Nick	0.00	0-0	2	1	0	0/2	0	5.2	2	0	0	2	12	2	0	0	.105	0	0	0	0	0
Bergin, Jesse	0.00	1-0	1	1	0	0/0	0	5.2	2	1	0	1	9	1	0	0	.100	0	0	0	0	0
Mora, Kyle	0.00	0-0	3	0	0	0/1	0	4.0	0	0	0	0	8	0	0	0	.000	0	0	0	0	0
Powell, Holden	0.00	0-0	3	0	0	0/1	1	3.0	1	0	0	0	4	0	0	0	.100	0	0	0	0	0
Hadley, Nate	0.00	1-0	3	0	0	0/2	0	2.2	0	0	0	0	3	0	0	0	.000	0	1	0	0	0
Townsend, Michael	0.00	0-0	2	0	0	0/2	0	1.2	1	0	0	1	4	0	0	0	.167	0	0	0	0	0
Filby, Jack	0.00	1-0	2	0	0	0/1	0	1.1	0	0	0	0	2	0	0	0	.000	0	0	0	0	0
Mullen, Sean	0.00	0-0	1	0	0	0/1	0	0.0	1	0	0	1	0	0	0	0	1.000	0	0	0	0	0
Totals	0.00	4-0	4	4	0	2/2	1	36.0	13	3	0	8	58	3	0	0	.110	1	1	1	0	0
Opponents	5.62	0-4	4	4	0	0/0	0	32.0	33	28	20	27	36	7	5	1	.270	3	7	0	2	6

SBA/ATT - McInerny (4-6), Pettway (2-3), Bergin (2-2), Ralston (0-1), Cardenas (0-1), Hadley (0-1).