



2019 GEORGIA TECH SOFTBALL

Georgia Tech Athletic Communications & Public Relations • 150 Bobby Dodd Way NW • Atlanta, Ga. 30332 • RamblinWreck.com
Assistant Director (SB Contact): Alex Keator • O: 404-894-5445 • E: akeator@athletics.gatech.edu • @aykay24

 GEORGIA TECH Record: 0-0	 PROVIDENCE Record: 0-0	 UMASS-LOWELL Record: 0-0	 JACKSONVILLE Record: 0-0
--	--------------------------------------	--	--

2019 SCHEDULE

River City Leadoff (Jacksonville, Fla.)		
Feb. 8	vs. Providence	4:30 p.m.
Feb. 9	vs. Providence	11:30 a.m.
	vs. UMass - Lowell	1 p.m.
Feb. 10	at Jacksonville	12:30 p.m.
Feb. 13	Georgia State	5 p.m.
ACC/Big Ten Challenge (Atlanta, Ga.)		
Feb. 15	Illinois	4 p.m.
Feb. 16	Illinois	3 p.m.
	Michigan State	5:30 p.m.
Feb. 17	Michigan State	12:30 p.m.
The Snowman (Starkville, Miss.)		
Feb. 22	vs. Southeastern Louisiana	1:30 p.m.
	at Mississippi State	4 p.m.
Feb. 23	vs. Alcorn State	11 a.m.
	TBA	TBA
Feb. 24	TBA	TBA
Feb. 27	Kennesaw State	5 p.m.
I-75 Challenge (Atlanta, Ga.)		
March 1	Fordham	1 p.m.
	Fordham	3 p.m.
March 2	Hofstra	1 p.m.
	Hofstra	3 p.m.
March 3	Western Carolina	1 p.m.
March 6	Georgia	7 p.m.
March 8	at Virginia Tech*	6 p.m.
March 9	at Virginia Tech*	2 p.m.
March 10	at Virginia Tech*	1 p.m.
March 13	Mercer	6 p.m.
March 15	Virginia*	4 p.m.
March 16	Virginia*	1 p.m.
March 17	Virginia*	12 p.m.
March 19	at Troy	5 p.m.
March 20	at Furman	7 p.m.
March 22	at North Carolina*	6 p.m.
March 23	at North Carolina*	1 p.m.
March 24	at North Carolina*	1 p.m.
March 27	at Alabama	7 p.m.
March 29	Duke*	4 p.m.
March 30	Duke*	1 p.m.
March 31	Duke*	12 p.m.
April 3	at Georgia State	6 p.m.
April 6	at Iowa State	2 p.m.
	at Iowa State	4:30 p.m.
April 7	at Iowa State	2 p.m.
April 10	at Kennesaw State	6 p.m.
April 12	Pittsburgh*	4 p.m.
April 13	Pittsburgh*	1 p.m.
April 14	Pittsburgh*	1 p.m.
April 17	at Georgia	7 p.m.
April 19	at Louisville*	6 p.m.
April 20	at Louisville*	1 p.m.
April 21	at Louisville*	12 p.m.
April 26	Syracuse*	4 p.m.
April 27	Syracuse*	1 p.m.
April 28	Syracuse*	12 p.m.
May 3	at Notre Dame*	6 p.m.
May 4	at Notre Dame*	2 p.m.
May 5	at Notre Dame*	12 p.m.
May 8-11	ACC Championship (Tallahassee, Fla.)	TBA

* Denotes ACC game

All times Eastern and subject to change
Home games are in bold, italics

TOURNAMENT SCHEDULE

FRIDAY, FEB. 8
4:30 P.M. - GEORGIA TECH VS. PROVIDENCE

SATURDAY, FEB. 9
11:30 A.M. - PROVIDENCE VS. GEORGIA TECH
1 P.M. - UMass-LOWELL VS. GEORGIA TECH

SUNDAY, FEB. 10
12:30 P.M. - GEORGIA TECH AT JACKSONVILLE

#5THINGS

1. The Jackets enter their second season under the direction of head coach Aileen Morales (Georgia Tech, '09).
2. The Yellow Jackets open the 2019 season on the road marking the 22nd time Tech opens away from Mewborn Field.
3. Georgia Tech is 18-14 in season openers and 13-6 since 2000.
4. Georgia Tech returns six position starters and two pitchers from a year ago. The Jackets add 8 new faces, including three transfers and five freshmen.
5. The Yellow Jackets will play all their home games on the ACC Network Extra.

TALE OF THE TAPE (2018 STATS)

CATEGORY	GT	PC	UML	JU
Batting				
Batting Average	.227	.231	.253	.253
Runs	233	145	175	200
Hits	312	265	328	351
RBI	211	136	154	175
Doubles	52	48	74	46
Triples	9	6	5	2
Home Runs	54	24	26	29
Walks	217	133	144	171
Hit by Pitch	37	25	19	39
Strikeouts	339	238	247	240
OBP percentage	.345	.322	.334	.348
Slugging percentage	.396	.346	.377	.352
Pitching				
ERA	2.74	4.16	3.45	2.78
Strikeouts	240	149	229	176
Walks	114	128	85	121

2019 GEORGIA TECH SOFTBALL

PRONUNCIATION GUIDE

Ellebracht	Eil-uh-brock
Huckabay	Huck-uh-bee
Ariella	Air-ee-ella
Krzus	Cruise
Many	Man-ee
Pye	Pie



Georgia Tech
Softball



GaTechSoftball



@GaTechSoftball

COACHING STAFF

Head Coach	Aileen Morales
Alma Mater, Year	Georgia Tech, 2009
Record at Tech/Years	28-26/Second
Career Record/Years	141-131/Fifth year
Assistant Coach	Reese Mariconda
Alma Mater, Year	Virginia Tech, 2009
Year at Tech	Second
Assistant Coach	Alison Owen
Alma Mater, Year	Mississippi State, 2014
Year at Tech	Second

FACILITY INFORMATION

Stadium	Mewborn Field
Capacity	1,500
Outfield Dimensions	190 ft. down the lines
.....	220 ft. at centerfield
Surface	Grass

2019 PREVIEW

Starters Returning/Lost	6/3
Pitchers Returning/Lost	2/1
Newcomers	8

SOFTBALL HISTORY

First Year	1987
All-Time Record	996-787-2 (.559)
NCAA Tournament App/Last	11/2012
NCAA Tournament Record	19-22

2018 SEASON REVIEW

Overall Record	28-26
ACC Record/Place	13-11/6th
Final USA Today/NFCA Ranking	NR
ESPN.COM/USA Softball Ranking	NR

No.	Name	Pos.	Ht.	YR	B/T	Hometown/Last School
1	Sydney Stavro	OF	5-3	JR	L/R	Buford, Ga./Buford
2	Bailee Zeitler	INF	5-3	FR	R/R	Canton, Ga./Sequoyah
3	Bianca Mora	OF	5-7	SO	R/R	Cumming, Ga./South Forsyth
4	Rebecca Prairie	C	5-8	JR	R/R	Valdosta, Ga./Lowndes County
5	Brooke Barfield	LHP	5-8	JR	L/L	Pembroke, Ga./Bryan County
6	Naomi Dickerson	UTL	5-4	SO	R/L	Whittier, Calif./La Serna
8	Morgan Bruce	RHP	5-8	JR	R/R	Roanoke, Va./Northside/Ole Miss
11	Amber Johns	RHP	5-8	JR	R/R	Kennesaw, Ga./Kennesaw Mountain/North Georgia
12	Hannah Turnbull	INF	5-6	FR	R/R	Lilburn, Ga./Parkview
13	Cameron Stanford	OF	5-6	SO	R/R	Alpharetta, Ga./Alpharetta
14	Kaylee Ellebracht	C	5-5	SR	R/R	Los Alamitos, Calif./Los Alamitos
16	Saige Pye	INF	5-6	SO	R/R	Stockton, Calif./Bear Creek
17	Drew Puckett	INF/OF	5-11	JR	R/R	Buford, Ga./Buford
18	Maddie Billings	INF	5-6	FR	R/R	Woodstock, Ga./Etowah
19	Crosby Huckabay	INF/OF	5-9	JR	R/R	Chattanooga, Tenn./Baylor School
20	Katie Krzus	INF/OF	5-9	SR	R/R	Orland Park, Ill./Carl Sandburg
21	Breanna Roper	INF	5-8	SO	L/R	Woodstock, Ga./Woodstock
22	Tricia Awald	INF	5-8	SO	L/L	Marietta, Ga./Wheeler/Kennesaw State
23	Isabella Many	INF	5-9	JR	R/R	Annandale, N.J./North Hunterdon
31	Lilly Hooper	INF	5-6	SO	R/R	Cataula, Ga./Harris County
33	Palmer Pinholster	RHP	5-9	FR	R/R	McDonough, Ga./Eagles Landing Christian Academy
66	Skye Webb	OF	5-5	SO	L/L	Temecula, Calif./Temecula Valley
73	Ariella Jackson	OF	5-10	FR	R/R	Pikesville, Md./Pikesville

COACHING STAFF

Head Coach – Aileen Morales (Second Season; Georgia Tech, 2009)
 Assistant Coach – Reese Mariconda (Second Season; Virginia Tech, 2009)
 Assistant Coach – Alison Owen (Second Season; Mississippi State, 2014)
 Graduate Manager – Elicia D'Orazio (First season; Marshall 2018)

2018 SEASON REVIEW

- Georgia Tech finished with an overall record of 28-26, and 13-11 in ACC play.
- Tech eclipsed the 25 win mark for the first time since 2013, finishing with 11 more wins than the 2017 season.
- The Yellow Jackets finished above .500 for the first time since 2012, the year of Tech's last ACC Tournament title.
- In Atlantic Coast Conference action, the Jackets came away with five series wins, the most since 2011 when the Jackets were dubbed regular-season conference champions.
- Tech opened ACC play with a sweep of Virginia, the first time Tech has opened league action with a sweep since 2011 and was the first ACC sweep since 2015.
- Georgia Tech broke two nine-game losing streaks to ACC opponents Boston College and North Carolina.
- The Jackets finished third in the Coastal Division and made its first postseason appearance since 2014 as the No. 6 seed in the ACC Tournament hosted on The Flats. It was the Jackets best conference finish since 2013 when Tech finished fifth.
- Emily Anderson, Draven Sonnon and Cameron Stanford were named to the all-ACC second team and all-ACC academic team.
- 15 Jackets were placed on the ACC Honor Roll - Emily Anderson, Malea Bell, Allison Brandvold, Kendall Chadwick, Kelsey Chisholm, Lilly Hooper, Katie Krzus, Isabella Many, Rebecca Prairie, Drew Puckett, Breanna Roper, Draven Sonnon, Cameron Stanford, Sydney Stavro, Jaydra von Behren

2019 PREVIEW

- The Jackets play their second season under head coach Aileen Morales.
- Tech returns all-conference selection Cameron Stanford in the outfield.
- Tech returns two starting pitchers in Brooke Barfield and Naomi Dickerson and adds depth in the circle with junior transfers Morgan Bruce (Ole Miss) and Amber Johns (North Georgia) as well as new arm freshman Palmer Pinholster.
- The Jackets add five freshman to the roster.

2019 GEORGIA TECH SOFTBALL

PRESEASON RANKINGS (1/29)

USA TODAY/NFCA COACHES

Rk.	Team	2018 Record	2018 Rank
1	Florida State (21)	780	58-12 1
2	UCLA (6)	756	58-7 3
3	Washington (5)	742	52-10 2
4	Oklahoma	696	57-5 4
5	Florida	664	56-11 5
6	Georgia	604	48-13 8
7	Arizona	591	43-16 11
8	Tennessee	571	48-14 10
T-9	Alabama	453	36-20 14
T-9	South Carolina	453	49-17 12
11	LSU	446	45-17 9
12	Arizona State	384	48-13 7
13	Kentucky	379	35-21 15
14	Arkansas	368	42-17 16
15	Louisiana	336	41-16 18
16	Texas	332	33-26 NR
17	Auburn	299	41-17 17
18	Baylor	278	38-18 19
19	Michigan	249	44-13 22
20	Texas A&M	199	44-18 13
21	Minnesota	124	41-17 21
22	Oklahoma State	112	39-22 RV
23	James Madison	101	43-14 RV
24	Mississippi State	95	38-23 23
25	Oregon	82	53-10 6

Others receiving votes: Long Beach State (69), **Notre Dame (40)**, Liberty (30), Texas State (23), Northwestern (22), Ohio State (15), **Hofstra (15)**, Cal State Fullerton (13), Drake (12), California (10), Missouri (9), Florida Gulf Coast (7), Oregon State (7), Boise State (4), McNeese State (3), Wichita State (2), Tulsa (1), Houston (1), Longwood (1), Ole Miss (1), USF (1)

Bold denotes 2019 opponent

AGAINST THE OPPONENTS

- The Jackets lead the all-time series 2-0 against Providence College, both victories coming in the 2011 season at neutral sites.
- Saturday marks the first meeting between the Jackets and UMass-Lowell.
- Sunday will be the first meeting between Tech and host Jacksonville.

ACC NETWORK EXTRA

- The Jackets will play all 26 home games on ACC Network Extra.

SOLID SLATE

-The Georgia Tech softball team's 56-game schedule features 26 home games at Mewborn Field and 14 games against seven 2018 NCAA Tournament participants. The Jackets face three opponents ranked in the preseason top-25 in No. 6 Georgia, No. 9 Alabama and No. 24 Mississippi State.

2019 GEORGIA TECH SOFTBALL

TV/RADIO ROSTER




SYDNEY STAVRO
INF/OF • L/R • 5-3 • Jr.
Buford, Ga./Buford



BAILEE ZEITLER
INF • R/R • 5-3 • Fr.
Canton, Ga./Sequoyah



BIANCA MORA
INF • R/R • 5-7 • So.
Cumming, Ga./South
Forsyth




REBECCA PRAIRIE
C • R/R • 5-8 • Jr.
Valdosta, Ga./Lowndes
County



BROOKE BARFIELD
LHP • L/L • 5-8 • Jr.
Pembroke, Ga./Bryan
County



NAOMI DICKERSON
LHP • R/L • 5-4 • So.
Whittier, Calif./La Serna



#8

MORGAN BRUCE
RHP • R/R • 5-8 • Jr.
Roanoke, Va./Ole Miss




#11

AMBER JOHNS
RHP • R/R • 5-8 • Jr.
Kennesaw, Ga./North
Georgia



#12

HANNAH TURNBULL
INF • R/R • 5-6 • Fr.
Lilburn, Ga./Parkview



#13

CAMERON STANFORD
OF • R/R • 5-6 • So.
Alpharetta, Ga./Alpharetta



#14

KAYLEE ELLEBRACHT
C • R/R • 5-5 • Sr.
Los Alamitos, Calif./Los
Alamitos



SAIGE PYE

INF • R/R • 5-6 • So.
Stockton, Calif./Bear Creek



#17

DREW PUCKETT
INF/OF • R/R • 5-11 • Jr.
Buford, Ga./Buford



#18

MADDIE BILLINGS
INF • R/R • 5-6 • Fr.
Woodstock, Ga./Etowah



#19

CROSBY HUCKABAY
INF/OF • R/R • 5-9 • Jr.
Chattanooga, Tenn./Baylor
School



#20

KATIE KRZUS
INF/OF • R/R • 5-9 • Sr.
Orland Park, Ill./Carl
Sandburg



#21

BREANNA ROPER
INF • L/R • 5-8 • Fr.
Woodstock, Ga./
Woodstock



TRICIA AWALD

INF • L/L • 5-8 • So.
Marietta, Ga./Kennesaw
State



#23

ISABELLA MANY
INF • R/R • 5-9 • Jr.
Annandale, N.J./North
Hunterdon



#31

LILLY HOOPER
INF • R/R • 5-6 • Fr.
Cataula, Ga./Harris County



#33

PALMER PINHOLSTER
RHP • R/R • 5-9 • Fr.
McDonough, Ga./Eagles
Landing Christian Academy



#66

SKYE WEBB
OF • L/L • 5-5 • So.
Sugar Hill, Ga./North
Gwinnett




#73


ARIELLA JACKSON
OF • R/R • 5-10 • Sr.
Pikesville, Md./Pikesville



AILEEN MORALES
Head Coach - 2nd Season
Tech Record: 28-26
Career: 5th Season
Career Record: 141-131



ALISON OWEN
Assistant/Pitching Coach -
2nd Season



REESE MARICONDA
Assistant Coach -
2nd Season



ELICIA D'ORAZIO
Graduate Manager - 1st
Season

HEAD COACH AILEEN MORALES



AILEEN MORALES

HEAD COACH

GEORGIA TECH, 2009
SECOND SEASON AT GEORGIA TECH
@COACH_A_MO

Aileen Morales, one of the most decorated student-athletes in Georgia Tech softball history and a former highly successful assistant coach at her alma mater, returned to The Flats as the program's sixth head coach on June 7, 2017.

In her first year at the helm of the Georgia Tech softball program, Morales led the Jackets to their first postseason appearance since 2014. Tech recorded five ACC series wins for the first time since 2011, finishing sixth in the ACC. With 28 wins on the season, Tech surpassed with 25-win mark for the first time since 2013 and finished above .500 for the first time since 2012.

In her nine seasons as a student-athlete (2005-08) and assistant coach (2009-13) at Georgia Tech, she helped lead the Yellow Jackets to four Atlantic Coast Conference regular-season championships (2005, 2009-11), four ACC Tournament titles (2005, 2009-10, 2012), eight NCAA regionals (2005-12) and an NCAA Super Regional (2009). The Jackets averaged 43 wins per season during her nine years with the program.

After leaving her alma mater following the 2013 campaign, she has added four seasons as a successful head coach to her resume, first at Young Harris College in Young Harris, Ga. (2014-15) and most recently at Radford University in Radford, Va. (2016-17).

After inheriting a program that won just 12 games in 2015, Morales engineered the biggest turnaround in NCAA Division I softball when she led Radford to a 35-26 record in her first season at the helm in '16. The Highlanders also climbed 96 spots in the Ratings Percentage Index (RPI) in her first season at the school, advanced to the Big South Tournament semifinals with their first postseason wins in four years and boasted two all-conference honorees.

Prior to her two-year stint at Radford, Morales compiled 51 wins in two seasons at the helm at Young Harris.

Morales began her full-time coaching career as an assistant coach at Georgia Tech from 2010-13. During that four-year stint, she helped lead the Yellow Jackets to two ACC regular-season championships, two ACC Tournament titles and three NCAA regional appearances while coaching 19 all-conference selections, four ACC Players of the Year and three all-Americans.

She got her start in coaching as a student assistant coach for Tech in 2009, helping the Yellow Jackets to the most successful overall season in school history, a 46-15 campaign that included ACC regular-season and tournament championships and the program's lone NCAA Super Regional appearance.

Morales arrived at Georgia Tech in January 2005 after graduating a semester early from Hardaway H.S. in Columbus, Ga. Despite beginning her collegiate career during what was scheduled to be her final high-school season, she hit .296 with five doubles, a triple, two home runs, 32 RBI and an ACC-best 44 stolen bases in 49 attempts as a freshman, en route to being named ACC co-Freshman of the Year and earning second-team all-conference recognition.

She went on to be a three-time all-ACC honoree as a middle infielder, earning first-team accolades as a junior and senior in 2007 and '08, and was also a three-time all-region selection. She earned third-team all-America honors.

She remains Georgia Tech's all-time leader in games played (265), starts (265), at-bats (850) and stolen bases (154) and ranks among the program's top 10 in runs (second – 216), hits (third – 261), doubles (t-fifth – 43) and triples (t-fifth – 10). She also holds three of the top five single-season stolen base totals in school history, including a school-record 46 as a senior in 2008.

Over the course of Morales' four-year playing career, Georgia Tech won 185 games, claimed the 2005 ACC regular-season and tournament championships and advanced to the NCAA postseason four times.

Following the end of her collegiate playing career, she was selected by the Chicago Bandits in the second round of the 2008 National Pro Fastpitch Draft. She played two seasons with the Bandits and helped lead the squad to the NPF championship as a rookie in 2008.

She also boasts international experience as a player and coach with the Puerto Rican national team. She competed internationally for Puerto Rico from 2007-10 and served as an assistant coach for the 2012 squad that finished eighth at the International Softball Federation World Championship, PR's best finish in more than a decade.

A three-time second-team academic all-district selection as a student-athlete at Georgia Tech, Morales graduated with a bachelor's degree in business management in 2009. The Columbus, Ga. native earned a master's in sport management from Georgia Southern in 2013.

MORALES FILE

PERSONAL

Hometown Columbus, Ga.
Education Georgia Tech, 2009 (Bachelor of Science in Business Management)
Georgia Southern, 2013 (Master's in Sport Management)

COACHING EXPERIENCE

2017-Pres. Head coach, Georgia Tech
2016-17 Head coach, Radford
2014-15 Head coach, Young Harris
2012 Assistant coach, Puerto Rico National Team
2010-13 Assistant coach, Georgia Tech
2009 Student assistant, Georgia Tech

HEAD COACHING RECORD

YEAR	SCHOOL	RECORD	POSTSEASON
2014	Young Harris	20-33	
2015	Young Harris	31-18	
2016	Radford	35-26	Big South Semifinal
2017	Radford	27-28	
2018	Georgia Tech	28-26	ACC Quarterfinal
Total		141-131	
at Georgia Tech		28-26	

PLAYING TIMELINE

YEAR	TEAM	AWARDS
2005-08	Georgia Tech	ACC Freshman of the Year (2005) 3x all-ACC and all-region
2007-10	Puerto Rico National Team	
2008-09	Chicago Bandits (National Pro Fastpitch)	

2019 GEORGIA TECH SOFTBALL

TECH'S 2019 RECORD WHEN...

	ACC	Overall
	0-0	0-0
Home	0-0	0-0
Road	0-0	0-0
Neutral	0-0	0-0
Day Games	0-0	0-0
Night Games	0-0	0-0
1-Run Games	0-0	0-0
2-Run Games	0-0	0-0
5+ Run Games	0-0	0-0
Extra Innings	0-0	0-0
Shutouts	0-0	0-0
Scoring	0-2 Runs	0-0
	3-5 Runs	0-0
	6-9 Runs	0-0
	10+ Runs	0-0
Opponent	0-2 Runs	0-0
	3-5 Runs	0-0
	6-9 Runs	0-0
	10+ Runs	0-0
Tech Scoring In 1st Inning	0-0	0-0
Opp. Scoring in 1st Inning	0-0	0-0
Tech Scores First	0-0	0-0
Opp. Scores First	0-0	0-0
vs. Top 25	0-0	0-0
Televised Game	0-0	0-0
Out-Hit Opponent	0-0	0-0
Out-Hit By Opponent	0-0	0-0
Hits Are Tied	0-0	0-0
After 4 innings	Leading	0-0
	Trailing	0-0
	Tied	0-0
After 5 innings	Leading	0-0
	Trailing	0-0
	Tied	0-0
After 6 innings	Leading	0-0
	Trailing	0-0
	Tied	0-0
Hit	0 Home Runs	0-0
	1 Home Run	0-0
	2+ Home Runs	0-0
Opp. Hit	0 Home Runs	0-0
	1 Home Run	0-0
	2+ Home Runs	0-0
Errors	0 Errors	0-0
	1 Errors	0-0
	2+ Errors	0-0
Opp. Errors	0 Errors	0-0
	1 Errors	0-0
	2+ Errors	0-0
February	0-0	0-0
March	0-0	0-0
April	0-0	0-0
May	0-0	0-0
On Monday	0-0	0-0
On Tuesday	0-0	0-0
On Wednesday	0-0	0-0
On Thursday	0-0	0-0
On Friday	0-0	0-0
On Saturday	0-0	0-0
On Sunday	0-0	0-0

MULTIPLE HIT GAMES

2 3 4 5+ Total

MULTIPLE RBI GAMES

2 3 4 5+ Total

HITTING STREAKS

Longest Current

REACHED BASE STREAKS

Longest Current

SCORE BY INNING

	1	2	3	4	5	6	7	8+	TOTALS
Georgia Tech	0	0	0	0	0	0	0	0	0
Opponents	0	0	0	0	0	0	0	0	0

ACC PLAYER OF THE WEEK

ACC PITCHER OF THE WEEK

AGAINST 2019 OPPONENTS

OPPONENT	2019	OVERALL
Providence	-	2-0
UMass-Lowell	-	0-0
Jacksonville	-	0-0
Georgia State	-	47-25
Illinois	-	3-5
Michigan State	-	0-2
Jacksonville State	-	9-4
Southeastern Louisiana	-	0-0
Mississippi State	-	2-9
Alcorn State	-	0-0
Kennesaw State	-	17-8
Fordham	-	3-2
Hofstra	-	2-2
Western Carolina	-	7-0
Georgia	-	10-30
Virginia Tech	-	25-23
Mercer	-	52-15
Virginia	-	46-41
Troy	-	12-14
Furman	-	24-18
North Carolina	-	36-41
Alabama	-	3-15
Duke	-	2-1
Iowa State	-	1-0
Pitt	-	7-12
Louisville	-	1-6
Syracuse	-	4-5
Notre Dame	-	3-10

2019 GEORGIA TECH SOFTBALL

2019 TEAM SINGLE GAME HIGHS...

Hitting

At bats
Runs scored
Hits
RBI.....
Doubles
Triples
Home runs
Total bases
Walks
Strikeouts.....
Sac hits.....
Stolen bases.....
Hit by pitch
Runners LOB.....

Fielding

Putouts
Assists
Errors.....
Passed balls.....
Double plays turned

Pitching

Innings pitched
Runs allowed
Earned runs
Walks allowed
Strikeouts.....
Hits allowed
Doubles allowed
Homers allowed
Wild pitches
Hit batters.....

2019 INDIVIDUAL SINGLE GAME HIGHS...

Hitting

At bats
Runs scored
Hits
RBI.....
Doubles
Triples
Home runs
Total bases
Walks
Strikeouts.....
Sac hits.....
Stolen bases.....
Hit by pitch

Fielding

Putouts
Assists
Errors.....

Pitching

Innings pitched
Runs allowed
Earned runs
Walks allowed
Strikeouts.....
Hits allowed
Doubles allowed
Homers allowed
Wild pitches
Hit batters.....

2019 GEORGIA TECH SOFTBALL

2019 STARTERS BY POSITION

<u>Date</u>	<u>Opponent</u>	<u>P</u>	<u>C</u>	<u>1B</u>	<u>2B</u>	<u>SS</u>	<u>3B</u>	<u>LF</u>	<u>CF</u>	<u>RF</u>	<u>DP</u>
-------------	-----------------	----------	----------	-----------	-----------	-----------	-----------	-----------	-----------	-----------	-----------

2019 GEORGIA TECH SOFTBALL

2019 STARTERS BY BATTING ORDER

Date	Opponent	1st	2nd	3rd	4th	5th	6th	7th	8th	9th
-------------	-----------------	------------	------------	------------	------------	------------	------------	------------	------------	------------

2019 GEORGIA TECH SOFTBALL

2018 OVERALL STATS

Record: 28-26 Home: 14-13 Away: 9-9 Neutral: 5-4 ACC: 13-11

Player	avg	gp-gs	ab	r	h	2b	3b	hr	rbi	tb	slg%	bb	hp	so	gdp	ob%	sf	sh	sb-att	po	a	e	fld%
Cameron Stanford	.292	51-48	144	30	42	13	0	8	21	79	.549	32	1	41	1	.419	2	5	0-0	89	1	2	.978
Katie Krzus	.284	54-53	162	35	46	8	0	9	33	81	.500	25	5	22	3	.394	1	0	1-1	265	12	6	.979
Draven Sonnon	.260	52-51	146	32	38	6	3	9	25	77	.527	32	2	43	2	.400	0	1	2-4	92	5	4	.960
Rebecca Prairie	.246	47-46	126	28	31	3	1	6	24	54	.429	17	9	39	1	.370	2	1	1-1	133	17	0	1.000
Kaylee Ellebracht	.232	46-43	112	12	26	5	0	3	11	40	.357	10	2	13	4	.306	0	0	1-1	162	17	3	.984
Crosby Huckabay	.231	54-53	143	17	33	5	1	7	28	61	.427	24	0	46	0	.339	1	3	0-0	37	36	14	.839
Bianca Mora	.231	14-2	13	2	3	0	0	0	1	3	.231	4	0	7	1	.412	0	0	0-0	0	0	0	.000
Lilly Hooper	.219	53-52	137	20	30	3	1	2	18	41	.299	16	13	23	1	.353	1	2	0-0	99	56	15	.912
Breanna Roper	.203	47-42	123	20	25	3	2	2	19	38	.309	23	1	26	0	.333	0	1	0-2	32	2	3	.919
Kelsey Chisholm	.155	52-50	129	13	20	3	1	5	20	40	.310	21	2	48	0	.281	1	1	0-0	113	72	13	.934
Saige Pye	.150	18-5	20	2	3	0	0	1	3	6	.300	2	2	4	1	.280	1	0	0-0	3	4	1	.875
Malea Bell	.145	32-26	69	6	10	2	0	2	6	18	.261	7	0	14	0	.218	2	2	0-0	44	35	6	.929
Sydney Stavro	.125	26-8	16	6	2	0	0	0	0	2	.125	2	0	4	0	.222	0	1	0-0	5	2	1	.875
Skye Webb	.080	32-6	25	6	2	0	0	0	0	2	.080	1	0	6	0	.115	0	1	3-4	14	1	0	1.000

Kendall Chadwick	.167	6-1	6	0	1	1	0	0	2	2	.333	1	0	1	0	.286	0	0	0-0	2	1	0	1.000
Drew Puckett	.000	4-0	4	0	0	0	0	0	0	0	.000	0	0	2	0	.000	0	0	0-0	0	0	0	.000
Samantha Bates	.000	2-0	0	0	0	0	0	0	0	0	.000	0	0	0	0	.000	0	0	0-0	0	0	0	.000
Jaydra von Behren	.000	14-0	0	4	0	0	0	0	0	0	.000	0	0	0	0	.000	0	0	1-1	0	0	0	.000
Totals	.227	54	1375	233	312	52	9	54	211	544	.396	217	37	339	14	.345	11	18	9-14	1104	327	78	.948
Opponents	.259	54	1468	200	380	80	8	36	179	584	.398	114	25	240	5	.323	2	34	46-57	1086	364	55	.963

LOB - Team (344), Opp (340). DPs turned - Team (13), Opp (19). CI - Team (0), Opp (4). IBB - Team (1), Roper, B 1. Picked off - Stanford, C 1, Hooper, L 1.

(All games Sorted by Earned run avg)

Player	era	w-l	app	gs	cg	sho	sv	ip	h	r	er	bb	so	2b	3b	hr	b/avg	wp	hp	bk	sfa	sha
Emily Anderson	2.24	19-17	42	36	27	6/0	1	244.0	233	101	78	71	193	46	6	18	.244	6	19	0	0	19
Brooke Barfield	3.02	4-3	16	6	2	1/0	2	51.0	46	27	22	27	27	11	2	8	.242	3	2	0	2	6
Naomi Dickerson	3.94	5-5	21	12	2	1/0	0	65.2	92	60	37	11	19	22	0	7	.318	0	4	0	0	9
Cameron Stanford	6.68	0-1	3	0	0	0/0	0	7.1	9	12	7	5	1	1	0	3	.273	1	0	0	0	0
Totals	2.74	28-26	54	54	31	8/0	3	368.0	380	200	144	114	240	80	8	36	.259	10	25	0	2	34
Opponents	3.77	26-28	54	54	19	3/0	3	362.0	312	233	195	217	339	52	9	54	.227	29	37	0	11	18

PB - Team (3), Ellebracht 2, Prairie, R 1, Opp (11). Pickoffs - Team (3), Ellebracht 2, Prairie, R 1, Opp (1). SBA/ATT - Anderson, E (31-38), Prairie, R (25-32), Ellebracht (21-25), Dickerson, N (11-12), Barfield, B (4-7).

2019 GEORGIA TECH SOFTBALL

2018 RESULTS

Date	Opponent	Score	Inns	Overall	ACC	Pitcher of record	Attend	Time
Feb 09, 2018	vs Lipscomb	L 0-1	(8)	0-1-0	0-0-0	Anderson, E (L 0-1)	78	2:00
Feb 09, 2018	vs Florida A&M	L 6-8	7	0-2-0	0-0-0	Dickerson, N (L 0-1)	75	2:00
Feb 14, 2018	at Georgia State	L 2-5	7	0-3-0	0-0-0	Anderson, E (L 0-2)	237	1:43
Feb 16, 2018	#22 NEBRASKA	L 5-6	7	0-4-0	0-0-0	Barfield, B (L 0-1)	350	2:06
Feb 16, 2018	INDIANA UNIVERSITY	w 4-1	7	1-4-0	0-0-0	Anderson, E (W 1-2)	213	2:00
Feb 17, 2018	#22 NEBRASKA	L 3-7	7	1-5-0	0-0-0	Dickerson, N (L 0-2)	343	2:25
Feb 18, 2018	INDIANA UNIVERSITY	w 4-1	7	2-5-0	0-0-0	Anderson, E (W 2-2)	279	2:15
Feb 23, 2018	vs Fairfield	L 3-4	7	2-6-0	0-0-0	Anderson, E (L 2-3)	108	1:55
Feb 23, 2018	at Campbell University	w 6-2	7	3-6-0	0-0-0	Dickerson, N (W 1-2)	108	2:13
Feb 24, 2018	vs Fairfield	w 13-4	5	4-6-0	0-0-0	Dickerson, N (W 2-2)	152	1:57
Feb 24, 2018	vs La Salle	w 3-2	7	5-6-0	0-0-0	Anderson, E (W 3-3)	131	1:33
Feb 25, 2018	at Campbell University	w 8-0	6	6-6-0	0-0-0	Anderson, E (W 4-3)	159	1:50
Feb 28, 2018	KENNESAW STATE	w 9-0	5	7-6-0	0-0-0	Anderson, E (W 5-3)	125	1:30
Mar 02, 2018	DEPAUL UNIVERSITY-1	w 2-1	(10)	8-6-0	0-0-0	Anderson, E (W 6-3)	79	2:40
Mar 02, 2018	DEPAUL UNIVERSITY-2	L 2-8	7	8-7-0	0-0-0	Stanford, C (L 0-1)	103	2:15
Mar 03, 2018	CONNECTICUT-1	w 5-0	7	9-7-0	0-0-0	Anderson, E (W 7-3)	127	2:00
Mar 03, 2018	CONNECTICUT-2	w 3-2	7	10-7-0	0-0-0	Dickerson, N (W 3-2)	90	1:56
Mar 04, 2018	DETROIT MERCY	w 8-6	7	11-7-0	0-0-0	Anderson, E (W 8-3)	145	2:15
* Mar 09, 2018	at Virginia	w 9-5	7	12-7-0	1-0-0	Anderson, E (W 9-3)	70	2:40
* Mar 10, 2018	at Virginia-1	w 18-9	5	13-7-0	2-0-0	Dickerson, N (W 4-2)	-	2:18
* Mar 10, 2018	at Virginia-2	w 8-5	7	14-7-0	3-0-0	Anderson, E (W 10-3)	153	2:30
Mar 14, 2018	#12 ALABAMA	L 1-3	7	14-8-0	3-0-0	Anderson, E (L 10-4)	1200	2:15
* Mar 16, 2018	NC STATE	w 3-0	7	15-8-0	4-0-0	Anderson, E (W 11-4)	118	1:45
* Mar 17, 2018	NC STATE	L 2-4	7	15-9-0	4-1-0	Dickerson, N (L 4-3)	207	2:02
* Mar 18, 2018	NC STATE	w 5-0	7	16-9-0	5-1-0	Anderson, E (W 12-4)	132	1:55
Mar 23, 2018	vs Pacific	w 8-6	7	17-9-0	5-1-0	Barfield, B (W 1-1)	347	2:19
^ Mar 23, 2018	at CSUN	L 1-6	7	17-10-0	5-1-0	Anderson, E (L 12-5)	347	2:02
Mar 24, 2018	vs Cal Poly	w 2-1	7	18-10-0	5-1-0	Anderson, E (W 13-5)	0	2:10
Mar 24, 2018	vs Santa Clara	w 11-0	5	19-10-0	5-1-0	Dickerson, N (W 5-3)	214	1:23
Mar 25, 2018	vs Santa Clara	L 6-7	6	19-11-0	5-1-0	Dickerson, N (L 5-4)	0	2:00
Mar 28, 2018	GEORGIA STATE	L 2-3	7	19-12-0	5-1-0	Anderson, E (L 13-6)	163	2:10
* Mar 30, 2018	#11 FLORIDA STATE	L 2-13	5	19-13-0	5-2-0	Dickerson, N (L 5-5)	583	1:17
* Mar 31, 2018	#11 FLORIDA STATE	L 2-4	7	19-14-0	5-3-0	Anderson, E (L 13-7)	903	1:57
* Apr 01, 2018	#11 FLORIDA STATE	L 3-11	6	19-15-0	5-4-0	Anderson, E (L 13-8)	471	2:08
Apr 04, 2018	#5 GEORGIA	L 0-1	7	19-16-0	5-4-0	Anderson, E (L 13-9)	1500	9:01
* Apr 06, 2018	at Duke-1	L 1-2	(8)	19-17-0	5-5-0	Anderson, E (L 13-10)	-	1:50
* Apr 06, 2018	at Duke-2	w 4-3	7	20-17-0	6-5-0	Barfield, B (W 2-1)	771	1:50
* Apr 08, 2018	at Duke	w 5-3	7	21-17-0	7-5-0	Anderson, E (W 14-10)	439	1:51
Apr 11, 2018	at Kennesaw State	L 0-1	(10)	21-18-0	7-5-0	Barfield, B (L 2-2)	343	2:28
* Apr 13, 2018	at Pittsburgh-1	L 2-4	7	21-19-0	7-6-0	Anderson, E (L 14-11)	212	1:35
* Apr 13, 2018	at Pittsburgh-2	w 8-6	7	22-19-0	8-6-0	Anderson, E (W 15-11)	230	3:15
* Apr 14, 2018	at Pittsburgh	L 2-6	7	22-20-0	8-7-0	Anderson, E (L 15-12)	346	2:00
Apr 18, 2018	PRESBYTERIAN	w 5-1	7	23-20-0	8-7-0	Barfield, B (W 3-2)	103	1:25
* Apr 20, 2018	NORTH CAROLINA	L 2-4	7	23-21-0	8-8-0	Anderson, E (L 15-13)	166	1:35
* Apr 21, 2018	NORTH CAROLINA-1	w 5-2	7	24-21-0	9-8-0	Anderson, E (W 16-13)	316	1:55
* Apr 21, 2018	NORTH CAROLINA-2	w 6-5	7	25-21-0	10-8-0	Anderson, E (W 17-13)	316	2:00
Apr 24, 2018	at Jacksonville State	L 1-2	(9)	25-22-0	10-8-0	Anderson, E (L 17-14)	498	2:06
* Apr 27, 2018	VIRGINIA TECH	w 3-2	7	26-22-0	11-8-0	Anderson, E (W 18-14)	197	1:50
* Apr 28, 2018	VIRGINIA TECH	L 1-5	7	26-23-0	11-9-0	Barfield, B (L 3-3)	242	1:50
* Apr 29, 2018	VIRGINIA TECH	w 3-0	7	27-23-0	12-9-0	Anderson, E (W 19-14)	271	2:00
* May 04, 2018	at Boston College	L 6-8	(10)	27-24-0	12-10-0	Anderson, E (L 19-15)	466	2:36
* May 05, 2018	at Boston College-1	w 6-0	7	28-24-0	13-10-0	Barfield, B (W 4-3)	312	1:58
* May 05, 2018	at Boston College-2	L 3-4	7	28-25-0	13-11-0	Anderson, E (L 19-16)	638	1:50
May 10, 2018	NORTH CAROLINA	L 1-6	7	28-26-0	13-11-0	Anderson, E (L 19-17)	602	2:14

() extra inning game