



GEORGIA TECH BASKETBALL 2018-19

ACC Champions 1985, 1990, 1993 • Final Four 1990, 2004 • 16 NCAA Tournament appearances

2018-19 Schedule/Results

N3	FLORIDA TECH (exhibition)	W, 87-36
N9	LAMAR	W, 88-69
N13	at Tennessee (5/6)	L, 53-66
N16	EAST CAROLINA	W, 79-54
N21	UT RIO GRANDE VALLEY	W, 72-44
N23	PRAIRIE VIEW A&M	W, 65-54
N28	at Northwestern+	L, 61-67
D1	vs. St. John's [Miami, Fla.]# (rv)	L, 73-76
D9	FLORIDA A&M	W, 73-40
D17	GARDNER-WEBB	L, 69-79
D19	at Arkansas	W, 69-65
D22	GEORGIA	L, 59-70
D28	KENNESAW STATE	W, 87-57
J2	USC UPSTATE	W, 79-63
J5	WAKE FOREST	W, 92-79
J9	VIRGINIA TECH (9/7)	L, 49-52
J12	at Syracuse	W, 73-59
J16	at Clemson	L, 60-72
J19	LOUISVILLE (rv)	L, 51-79
J22	NOTRE DAME	W, 63-61
J26	at Duke (2/2)	L, 53-66
J29	NORTH CAROLINA (9/10)	7 p.m.
F2	at Florida State (rv/23)	12 p.m.
F6	CLEMSON	7 p.m.
F10	at Notre Dame	6 p.m.
F13	at Virginia Tech (12/11)	8 p.m.
F16	FLORIDA STATE (25/rv)	2 p.m.
F20	PITTSBURGH	9 p.m.
F23	at Miami	2 p.m.
F27	at Virginia (3/3)	7 p.m.
M3	BOSTON COLLEGE	6 p.m.
M6	at NC State (23/22)	9 p.m.
M12	ACC Tournament (Charlotte, N.C.)	

+ACC-Big Ten Challenge; #HoopHall Miami Invitational (Miami, Fla.)

All times Eastern; home games in ALL CAPS

(AP/USA) - rankings in AP/coaches polls at time of game; current rankings for upcoming games (rv=receiving votes)

TELEVISION:

RSN

Play-by-play	Wes Durham
Analyst	Dan Bonner

RADIO: Georgia Tech IMG Sports Network

Play-by-play	Andy Demetra
Analyst	Randy Waters
Engineer	Miller Pope
In Atlanta	680 AM, 93.7 FM
Satellite	Sirius 135, XM 194, Internet 956
Online	GT Gameday App, Ramblinwreck.com
Tuneln	buzz.gt/LiveTuneln

COMMUNICATIONS

GTMBB contact	Mike Stamus
Phone	404-894-5446 (ofc), 404-218-9723 (cell)
E-mail	mstamus@athletics.gatech.edu

SOCIAL MEDIA: #TogetherWeSwarm

Official Twitter/in-game updates	@GTMBB
Coach Josh Pastner	@GTJoshPastner
Facebook	gtmensbasketball
Instagram	gtmensbasketball

GEORGIA TECH (11-9, 3-4 ACC) vs. #9/10 NORTH CAROLINA (15-4, 5-1 ACC) GAME 21 • January 29, 2019 • 7 p.m. ET • McCamish Pavilion • Atlanta, Ga.

About Tuesday's Game

Georgia Tech closes its month of January at home Tuesday night when the Yellow Jackets host No. 9/10 North Carolina in a 7 p.m. regionally-televised Atlantic Coast Conference contest at McCamish Pavilion.

Tech (11-9, 3-4 ACC), in its third season under head coach Josh Pastner, enter the final week of January a game under .500 in ACC play and tied for eighth place in the conference standings. Tuesday's game will be the fifth home game out of eight to start the ACC schedule, and the Jackets have split their first four home conference games, defeating Wake Forest and Notre Dame.

North Carolina (15-4, 5-1 ACC), in its 16th season under head coach Roy Williams, are coming off an eight-day break since a 103-82 victory last Monday at home over Virginia Tech and have won three straight games. The Tar Heels have all three of their ACC road games against Pittsburgh, NC State and Miami.

Tuesday's game will be broadcast live on the ACC's Regional Sports Network (Fox Sports South in Georgia), and will be streamed live on ACC Network Extra, available through the ESPN app. Radio coverage is provided on the Georgia Tech IMG Sports Network, airing in Atlanta on 680 AM and 93.7 FM the Fan. The Tech broadcast is available on satellite radio (Sirius ch. 135, XM ch. 194, internet ch. 956).

GAME INFORMATION

Event/Site	Atlanta, Ga.
Venue	McCamish Pavilion (8,600)
Series vs. North Carolina	North Carolina leads, 68-25
At home	North Carolina leads, 21-14
Last meeting	UNC won, 80-66 (1/20/2018 in Chapel Hill)

GEORGIA TECH YELLOW JACKETS

2018-19 rankings (AP/coaches/RPI)	nr / nr / 141
2018-19 record	11-9 (9-4 home, 2-4 away, 0-1 neutral)
Head coach	Josh Pastner (Arizona, 1997)
Career record/at GT	212-117 (10th yr) / 45-44 (3rd yr)
Pastner vs. North Carolina	1-1
Next Game	Feb. 2 at Florida State

NORTH CAROLINA TAR HEELS

2018-19 rankings (AP/coaches/RPI)	9 / 10 / 11
2018-19 record	15-4 (9-1 home, 5-1 away, 1-2 neutral)
Head coach	Roy Williams (North Carolina, 1972)
Career record/at UNC	857-231 (31st yr) / 439-130 (16th yr)
Williams vs. Georgia Tech	15-9 (14-9 while at UNC)
Next Game	Feb. 2 at Louisville

ROSTER AT-A-GLANCE (#indicates last game starters)

4	Brandon Alston..... G 6-5200..... r-Sr..... Vienna, Va.9.6 ppg.....2.0 rpg > Graduate transfer in final year of eligibility at Tech; 48% FG, 40.9% on 3s, 82.2% FT
10	Jose Alvarado# G 6-0174..... So. Brooklyn, N.Y.13.5.....3.9 > Leads Tech in scoring, assists, steals; 76.1% FT; 15 double-digit games this season; 14.0 ppg, 4.0 apg vs. ACC
1	James Banks III# F 6-9240..... Jr..... Decatur, Ga.10.8.....7.5 > Texas transfer granted immediate eligibility 11/13; 6 double-doubles; 14.0 ppg, 5.7 rpg, 56.9% FG vs. ACC
3	Evan Cole F 6-9211..... So. Cumming, Ga.4.9.....2.7 > Missed 7 games/sprained left ankle; 51 points (20-35 FG), 23 rebounds in 8 games since return
0	Michael Devoe# G 6-5187..... Fr..... Orlando, Fla.8.9.....3.1 > Four-star HS prospect; 7 double-digit scoring games; started last 11 games (10.4 ppg, 46.9% FG)
34	Abdoulaye Gueye# F 6-9213..... r-Sr..... Dakar, Senegal6.4.....4.1 > Double digits in each of his last 4 games (missed CL game-medical condition), 12 ppg, 6.0 rpg, 21-42 FG
13	Curtis Haywood II# G 6-5198..... So. Oklahoma City, Okla.7.3.....2.5 > 6 double-digit scoring games this season, 34.1% from 3 (9-of-20 last 6 games), 15 pts, 7 ast at Syracuse
11	Evan Jester F 6-6180..... So. Riverdale, Ga.0.0.....0.5 > Non-scholarship player from Sandy Creek HS
12	Khalid Moore F 6-7187..... Fr..... Briarwood, N.Y.4.5.....1.7 > 3-star composite ranking; started 7 games this season; 50% FG, 44.4 3pt%, 71.8% FT
24	Sylvester Ogbonda C 6-10239..... r-Jr..... Port Harcourt, Nigeria2.0.....1.9 > Played in 9 games this season, 7.0 mpg, played 7 minutes at Clemson, 4 vs. Louisville, 3 at Duke
2	Shembari Phillips G 6-3202..... r-Jr..... Atlanta, Ga.2.6.....1.3 > Transfer from Tennessee, sat out 2017-18 season; started first 6 games of this season; 35 minutes last 4 games
55	Malachi Rice G 6-0180..... So. Indianapolis, Ind.0.0.....0.0 > Non-scholarship player from Brebeuf Jesuit Prep School
35	Kristian Sjolund G 6-8191..... Fr..... Kongsberg, Norway0.8.....0.5 > Native of Norway who prepped at Tompkins HS in Texas and has international experience; played in 11 games
5	Moses Wright F 6-9210..... So. Raleigh, N.C.5.4.....3.4 > Started 14 games, 3 double-digit scoring games, 44% FG

TECH NOTEBOOK

Tech Team Statistics

Category	2018-19	#ACC	*NCAA
Scoring offense	68.4	15	291
Scoring defense	63.6	3	22
Scoring margin	+4.8	10	128
Field goal pct.	.459	7	118
Field goal pct. def.	.385	2	8
3-pt FG pct.	.308	15	316
3-pt FG made	5.3	15	336
3-pt FG pct. def.	.265	2	4
3-pt FG allowed	5.6	--	--
Free throw pct.	.694	13	202
FT made	14.5	9	138
Rebound average	34.1	13	260
Rebound margin	-0.5	14	219
O-Reb per game	8.0	15	316
D-Reb per game	26.1	9	130
Assists per game	14.2	6	133
Assist/TO ratio	0.9	11	247
Turnover margin	-0.9	14	238
Turnovers per game	15.3	15	307
Turnovers forced	14.4	8	113
Steals per game	5.1	3	17
Steals per game	8.1	2	38
Personal fouls per game	18.7	13	237
*ACC rankings through games of Jan. 27			
*NCAA rankings (352 teams ranked) through games of Jan. 27			

Games Started

Player	Consec.	2018-19	Career	Conf.
Brandon Alston	0	4	33	21
Jose Alvarado	2	18	42	18
James Banks III	14	14	14	7
Evan Cole	0	3	10	7
Michael Devoe	11	11	11	7
Abdoulaye Gueye	2	9	35	17
Curtis Haywood II	3	14	21	5
Khalid Moore	0	7	7	3
Sylvester Ogbonda	0	0	0	0
Shembari Phillips	0	6	30	11
Kristian Sjolund	0	0	0	0
Moses Wright	0	14	24	7

*includes starts at previous school

Career ACC includes ACC Tournament starts

Non-Conference Breakdown

Team	Conf.	18-19	Conf.	RPI*	Result
Arkansas	SEC	11-8	2-4	77	W, 69-65
East Carolina	AAC	8-11	1-6	257	W, 79-54
Florida A&M	MEAC	7-14	4-2	322	W, 73-40
Gardner-Webb	Big South	12-9	2-4	199	L, 69-79
Georgia	SEC	10-9	1-5	121	L, 59-70
Kennesaw State	A-Sun	3-18	0-6	320	W, 87-57
Lamar	Southland	9-11	2-5	302	W, 88-69
Northwestern	Big Ten	12-8	3-6	84	L, 61-67
Prairie View A&M	SWAC	8-11	6-0	209	W, 65-54
St. John's	Big East	15-5	3-5	49	L, 73-76
Tennessee	SEC	18-1	6-0	4	L, 53-66
USC Upstate	Big South	6-17	1-7	345	W, 79-63
UTRGV	WAC	10-12	2-4	173	W, 72-44

GT strength of schedule rank (overall): 82

GT strength of schedule rank (non-conference): 243

*CBSports.com (2018-19) through games of Jan. 27

+first place in conference standings

Starting Lineup

• **Top 10** – North Carolina, which moved up to No. 9 in the AP poll and No. 10 in the coaches poll this week, becomes the fourth top-10 team Georgia Tech has faced this season, following No. 5/6 Tennessee, No. 9/7 Virginia Tech and No. 2/2 Duke.

• **A step ahead** – A win Tuesday night would give Georgia Tech its best ACC start since the Jackets finished January at 5-4 two years ago. Tech was 3-5 after eight games a year ago and finished January at 4-5.

• **Banks and Gueye** – James Banks III and Abdoulaye Gueye have given Georgia Tech an increasingly reliable frontcourt combination in ACC play. The duo shared the floor for more than 56 minutes in wins over Syracuse and Notre Dame (Gueye was sidelined for games against Clemson and Louisville). They were on the court together for just 16:56 at Duke due to foul trouble.

• **The Bank is open** – In 19 games at Georgia Tech, James Banks III has exceeded his 46-game totals at Texas in every offensive category. His 46 blocks are four short of his total at Texas. Banks has six double-doubles this season for the Jackets, fourth most in the ACC.

• **Guard your yard** – Georgia Tech ranks No. 2 in the ACC in scoring defense (66.9 ppg) and field goal percentage defense (38.9 pct.) and No. 2 in three-point percentage defense (25.4 pct.) against conference opponents. The Jackets rank No. 2 in steals (8.71 pg) and fourth in blocked shots (4.86 pg).

• **Below average** – Georgia Tech has faced three of the nation's top 10 teams in offensive efficiency as ranked by KenPom.com – Tennessee (3), Virginia Tech (5) and Duke (7) – and held them to an average of 61.3 points. Each posted their lowest efficiency rating of the season against the Jackets.

• **Rising up** – Since its Dec. 22 game against Georgia, in which the Yellow Jackets scored 59 points and shot 32.3 percent from the floor, Georgia Tech has averaged 67.4 points, shot 49.8 percent from the floor, 32.4 percent from three-point range and assisted on 63.2 percent of their made field goals (141-of-223).

• **Shooting straight** – Georgia Tech ranks No. 2 in the ACC in field goal percentage against conference opponents (47.3 percent) and No. 9 in three-point accuracy (31.6).

• **Tough at home** – Tech is 14-8 against ACC teams at home under Josh Pastner, 5-4 against top-25 ACC teams.

• **Tough slate** – Tech ends the month of January with games against No. 2 Duke on the road and No. 9 North Carolina at home. The Jackets began their conference slate two years ago with the same two opponents, defeating North Carolina at home before losing at Duke.

• **Going deep** – Georgia Tech has deployed eight different starting lineups this season, and 10 Yellow Jackets have started three or more games.

• **Longer bench** – Tech has utilized at least nine players in five of its ACC games to date (eight at Syracuse). Tech's bench has played 33.9 percent of available minutes, No. 92 in the nation according to KenPom.com (national average is 30.8 pct.). Tech reserves are outscoring their opponents 23.1 to 15.8 per game.

Series vs. North Carolina

• North Carolina has a 68-25 lead in the all-time series between the two teams, and a 54-23 advantage since Tech joined the ACC.

• The Tar Heels have won eight of the last nine games in the series, including an 80-66 win in Chapel Hill in the teams' only meeting of the 2017-18 season.

• Tech's only win in that stretch occurred on New Year's Eve of 2016, opening its ACC schedule with a 75-63 home-court upset of the Tar Heels, who would go on to win the national championship. It was the Jackets' first win in the series since a 78-58 win in Atlanta on Jan. 16, 2011.

• Before that, Tech had won four games in a row for its longest winning streak in the series. Tech is 11-13 against North

Series vs. North Carolina (25-68)

Home: 14-21, Away: 5-32, Neutral: 6-15

All Home Games:	14-21
At McCamish Pavilion:	1-3
At AMC:	11-12
At The Omni:	3-7
At the Georgia Dome:	0-1
In Atlanta:	15-24
All Road Games:	5-32
At the Smith Center:	4-25
At Chapel Hill:	5-30
At Greensboro (regular season):	0-2
At Greensboro (all games):	2-3
At Charlotte:	2-10
As ACC members:	23-54
In the ACC Tournament:	5-4
All Neutral Games:	6-15
As SIC members:	0-1
Under Whack Hyder:	2-8
Under Dwane Morrison:	0-8
Under Bobby Cremins:	12-31
Under Paul Hewitt:	10-11
Under Brian Gregory:	0-7
Under Josh Pastner:	1-1
Vs. Roy Williams:	9-15 (9-14 at UNC)
Longest Winning Streak:	4 games (2010-11)
Longest Losing Streak:	20 games (1971-84)
Most Points Scored:	104 on 2-14-1970
Fewest Points Scored:	26 on 2-8-1925
Most Points Allowed:	108 on 2-12-1972
Fewest Points Allowed:	34 on 2-8-1925
Largest Margin of Victory:	27 on 2-1-1990
Largest Margin of Defeat:	45 on 2-12-1972

Recent Series Results

Date.....	GT rank.....	Opp rank	Site.....	Score
1-2-01.....	13/14.....	h	L	70- 84
2-3-01.....	4/4.....	a	L	69- 82
3-10-01.....	6/5.....	n7	L	63- 70
12-2-01.....	a	L	77- 83
2-2-02.....	h	W	86- 74
1-29-03.....	h	W	88- 68
3-1-03.....	a	L	66- 67
1-11-04.....	8/8.....	12/13.....	a	L 88-103
2-10-04.....	15/16.....	14/17.....	h	W 88- 77
3-12-04.....	14/18.....	16/19.....	n4	W 83- 82
1-12-05.....	8/8.....	3/4.....	a	L 69- 91
3-12-05.....	2/2.....	n8	W	78- 75
2-15-06.....	23/23.....	a	L	75- 82
1-20-07.....	4/4.....	a	L	61- 77
3-1-07.....	8/8.....	h	W	84- 77
1-16-08.....	1/1.....	h	L	82- 83
2-28-09.....	4/5.....	a	L	74-104
1-16-10.....	20/18.....	12/13.....	a	W 73- 71
2-16-10.....	h	W	68- 51
3-11-10.....	n4	W	62- 58
1-16-11.....	h	W	78- 58
1-29-12.....	7/8.....	a	L	81- 93
1-23-13.....	a	L	63- 79
2-19-13.....	h14	L	58- 70
1-29-14.....	h14	L	65- 78
2-21-15.....	15/16.....	a	L	60- 89
3-3-15.....	19/19.....	h14	L	49- 81
1-2-16.....	7/8.....	a	L	78- 86
12-31-16.....	9/10.....	h14	W	75- 63
1-20-18.....	15/14.....	a	L	66- 80
n4-ACC Tournament (Greensboro [N.C.] Coliseum); n8-ACC Tournament (MC Center, Washington, D.C.); h14-McCamish Pavilion				

n4-ACC Tournament (Greensboro [N.C.] Coliseum); n8-ACC Tournament

(MCI Center, Washington, D.C.); h14-McCamish Pavilion

TECH NOTEBOOK

Just Georgia Tech, please...

The Georgia Institute of Technology is the official title, but Georgia Tech will work fine, or just Tech (unless you're in Virginia or Texas). We would appreciate it if you would use our name in those ways. Georgia Tech University is incorrect. Thank you.

Georgia Tech Quick Facts

Official Name:	Georgia Institute of Technology
Location:	Atlanta, Ga.
Enrollment:	29,000
Founded:	1885
Colors:	Old Gold and White
Nickname:	Yellow Jackets, Ramblin' Wreck
Mascot:	Buzz (Yellow Jacket)
Fight Songs:	Ramblin' Wreck, White and Gold
Conference:	Atlantic Coast (ACC)
Home Arena:	McCamish Pavilion (capacity 8,600)
President:	Dr. G.P. "Bud" Peterson
Director of Athletics:	Todd Stansbury
Faculty Rep. for Athletics:	Dr. Charles L. Isbell, Jr.
Head Coach:	Josh Pastner (Arizona, 1997)
	Record at Tech: 45-44 (3rd season)
	Overall: 212-117 (10th season)
	ACC Regular Season: 17-25
	ACC Tournament: 0-2
	NCAA Tournament: 2-4
Assistant Coaches:	
	Eric Reveno (Stanford, 1989), 3rd season
	Julian Swartz (Carroll College, 2005), 3rd season
	Anthony Wilkins (Kent State, 2013), 1st season
Dir. of Player Personnel:	Mario West (Georgia Tech, 2007)
Director of Operations:	Tyler Benson (St. Bonaventure, 2009)
Director of Scouting:	Hayden Sheridan (Arizona, 2016)
Player Development Coach:	Dan Taylor (Franklin Pierce, 2002)
Athletic Trainer:	Richard Stewart (Salisbury, 2005)

Basketball History

104th season:	1st game, Feb. 17, 1906 vs. Auburn
All-time Record:	1,373-1,235
Winning/Losing/.500 Seasons:	53 / 46 / 4
NCAA Appearances (16):	23-16 record
	1960, 1985, 1986, 1987, 1988, 1989, 1990, 1991, 1992, 1993, 1996, 2001, 2004, 2005, 2007, 2010
Final Fours (2):	1990, 2004
NIT Appearances (9):	14-9 record
	1970, 1971, 1984, 1994, 1998, 1999, 2003, 2016, 2017
ACC Championships (3):	1985, 1990, 1993
ACC Regular-Season Titles (2):	1985 (tie), 1996
ACC Regular-Season Record (40th season):	251-368 (172-139 home, 79-231 road)
ACC Tournament Record:	26-36
SEC Championships (1):	1938
SEC Regular-Season Titles (1):	1937
SEC Regular-Season Record (1932-64):	201-207
Metro Conference Regular-Season Record (1975-78):	9-10
Metro Conference Tournament Record:	4-3
Record at McCamish Pavilion:	81-41 (6th season)
Record at Alexander Memorial Coliseum:	556-194 (55 seasons, 1956-2011)
Record at Philips Arena:	7-11
Record at Arena at Gwinnett Center:	4-1
Record at Georgia Dome:	9-5
All-Time Head Coaches:	14
ACC Head Coaches:	5
All-America Selections:	14 (12 players)
Consensus All-Americans:	2
First-Team All-Americans:	5
National Players of the Year:	1
All-ACC Selections:	52 times (31 players)
ACC Players of the Year:	2
ACC Rookies of the Year:	11
ACC Coaches of the Year:	5 (3 coaches)
ACC Tournament MVPs:	3
ACC All-Freshman Team:	15

Carolina dating back to the 2001-02 season.

- The teams have played 39 times in the city of Atlanta, including four at McCamish Pavilion. The teams met 23 times at Alexander Memorial Coliseum, where the Tar Heels won 12 of 23. Tech won six of the last seven meetings in the Thrillerdome, however, and won six of eight against UNC in the Coliseum under Paul Hewitt.

- Between 1982 and 1996, the Yellow Jackets played eight of their home games with the Tar Heels at the old Omni arena in downtown Atlanta (2-6 record). Counting ACC and SIC Tournament games played in the city, Tech is 15-24 vs. North Carolina in Atlanta.

- Tech is 8-5 in games played away from Chapel Hill since 2000-01, including three ACC Tournament wins. The Jackets are 9-13 against the Tar Heels under Roy Williams, 9-14 against Williams all-time.

- Tech has lost 12 of the last 13 meetings in the Smith Center and is 4-25 all-time in the building. Counting regular-season games in Greensboro, Tech is 5-32 on the road against UNC.

- In ACC Tournament play, the Yellow Jackets have won five of nine meetings, and Tech has won the last three encounters (2004, 2005, 2010). Two of Tech's five tournament wins occurred in championship games, the 1985 final in Atlanta and the 1993 final in Charlotte.

- Tech's greatest success in its series with North Carolina occurred during the middle 1990s when the Jackets won five of seven meetings, including three straight wins over No. 1-ranked Tar Heel teams during the 1993 and 1994 campaigns.

Last Game - Tech Battles Duke Tough

Abdoulaye Gueye scored 14 points, Michael Devoe added 11 and Georgia Tech put up a stout defensive effort, but No. 2 Duke rallied from an eight-point deficit early in the second half to outlast the Yellow Jackets, 66-53, Saturday afternoon at Cameron Indoor Stadium.

Tech (11-9, 3-4 ACC) limited the nation's highest scoring major college team to its lowest point total of the season, holding Duke to 27 first-half points and 29.6-percent shooting from the floor. The Jackets extended their 29-27 halftime lead to 38-31 on a Gueye layup with under 15 minutes to go in the game before Duke charged back with a 13-0 run to take control of the game.

Ultimately, Tech's second-half mistakes — 11 of its 19 turnovers came from that point — proved costly as the Blue Devils array of freshman talent got on track. R.J. Barrett led Duke with 24 points and 11 rebounds, and Zion Williamson scored 22 points with seven boards as the Blue Devils converted 51.6 percent of their field goals after intermission.

But Tech remained successful limiting Duke's three-point shooting as the Blue Devils managed to hit only two of 21 attempts.

Jose Alvarado finished the game with seven points, eight rebounds and six assists, while Evan Cole gave the Jackets 24 good minutes off the bench with seven points and three rebounds. James Banks III picked up three fouls in the first 10 minutes of the game, and eventually fouled out after scoring just four points with two rebounds in 20 minutes.

Following the Trends

- The Yellow Jackets went with the starting lineup that it used to win the Syracuse game — Alvarado, Michael Devoe and Curtis Haywood II on the perimeter, Gueye and James Banks III in the frontcourt — for the second straight game and third time this season. Tech also won the Notre Dame game Tuesday night using this lineup.

- Devoe, a freshman, has started Tech's last 11 games, having made his first collegiate start at Arkansas. Haywood started his fifth straight game and 15th of the season, while Banks has started the last 15 straight games in the post. Gueye has started nine games, and Alvarado 18.

Last Season vs. North Carolina

North Carolina 80, Georgia Tech 66

Jan. 20, 2018 • Chapel Hill, N.C.

Four Yellow Jackets scored in double figures, but Georgia Tech was unable to top 15th-ranked North Carolina, falling 80-66 at the Dean Smith Center.

Despite outshooting the Tar Heels, the Jackets lost the rebounding battle, 45-23 on the day, including 19 offensive boards that led to a 26-2 advantage in second-chance points.

Sophomore Josh Okogie led Tech, with 18 points and a team-high seven rebounds. Freshman Jose Alvarado scored 17 points, while Ben Lammers and Abdoulaye Gueye finished with 12 points and four rebounds apiece.

Luke Maye had 17 points and 11 rebounds, while Theo Pinson added 11 points and 10 rebounds, and Joel Berry II and Cameron Johnson finished with 16 points apiece to help the Tar Heels.

Alvarado hit four 3-pointers, including one that pulled the Yellow Jackets to 70-62 with about 3 1/2 minutes left. But he fouled Berry on the Tar Heels' ensuing possession - and then stepped over him, earning a technical foul with 3:21 to play.

Berry hit three of the four free throws he was awarded to put North Carolina's lead into double figures to stay. The Tar Heels were 19 of 24 from the line, while Georgia Tech was just 3 of 6.

GEORGIA TECH (10-9, 3-3 ACC)

Player	FG-A	3P-A	FT-A	Reb	PF	Pts	A	TO	Bk	S	MIN
Gueye*	6-9	0-0	0-0	4	4	12	2	2	1	0	32
Lammers*	6-11	0-0	0-0	4	2	12	2	0	1	3	37
Alston*	0-1	0-1	0-0	0	2	0	0	1	0	0	17
Okogie*	8-16	0-3	2-3	7	4	18	3	2	3	2	27
Alvarado*	6-11	4-7	1-2	3	5	17	2	3	0	0	37
Jackson	3-6	1-1	0-1	2	5	7	4	5	0	4	22
Cole	0-0	0-0	0-0	0	0	0	0	0	0	0	1
Wright	0-0	0-0	0-0	0	0	0	0	0	0	0	2
Haywood II	0-6	0-6	0-0	2	1	0	2	2	1	2	25
Totals	29-60	5-18	3-6	25	23	66	15	15	6	11	200
FG%	1st Half: 13-29 44.8%	2nd Half: 16-31 51.6%	Game: 48.3%								
3FG%	1st Half: 1-9 11.1%	2nd Half: 4-9 44.4%	Game: 27.8%								
FT%	1st Half: 1-2 50.0%	2nd Half: 2-4 50.0%	Game: 50.0%								

NORTH CAROLINA (16-4 5-2 ACC)

Player	FG-A	3P-A	FT-A	Reb	PF	Pts	A	TO	Bk	S	MIN
Pinson*	4-9	1-1	2-4	10	2	11	4	3	0	3	32
Maye*	7-13	1-3	2-2	11	1	17	2	2	2	0	32
Berry II*	3-17	1-8	9-10	8	3	16	2	2	0	0	31
Johnson*	6-12	2-4	2-2	3	2	16	1	0	0	1	31
Williams*	2-6	0-4	1-2	3	3	5	2	0	0	0	29
Platek	0-0	0-0	0-0	3	0	0	0	0	0	1	4
Robinson	0-1	0-0	0-0	0	0	0	0	0	0	0	8
Felton	1-3	0-1	0-0	0	0	2	2	1	0	1	8
Rush	0-0	0-0	0-0	0	0	0	0	1	0	0	1
Ma	1-1	0-0	0-0	0	0	2	0	0	0	0	1
Brooks	0-0	0-0	2-2	1	1	2	1	3	0	0	8
Manley	4-4	0-0	1-2	3	0	9	0	0	0	0	12
Miller	0-0	0-0	0-0	0	0	0	0	0	0	0	1
Rohman	0-0	0-0	0-0	0	0	0	0	0	0	0	1
Huffman	0-0	0-0	0-0	0	0	0	0	0	0	0	1
Totals	28-66	5-21	19-24	46	12	80	17	14	0	8	200
FG%	1st Half: 14-33 42.4%	2nd Half: 14-33 42.4%	Game: 42.4%								
3FG%	1st Half: 2-12 16.7%	2nd Half: 3-9 33.3%	Game: 23.8%								
FT%	1st Half: 5-6 83.3%	2nd Half: 14-18 77.8%	Game: 79.2%								

Score by Periods

	1st	2nd	Total
Georgia Tech	28	38	66
North Carolina	35	45	80

Officials: Ted Valentine, Bill Covington Jr., Jeb Harthness

Technical fouls: Georgia Tech-Alvarado, Jose. North Carolina-None.

Attendance: 20334

Points in the paint-GT 38, NC 38. Points off turnovers-GT 14, NC 14.

2nd chance points-GT 4, NC 26. Fast break points-GT 14, NC 12.

Bench points-GT 7, NC 15. Score tied-3 times. Lead changed-3 times.

Last FG-GT 2nd-00:41, NC 2nd-00:24.

Largest lead-GT by 5 1st-17:14, NC by 15 2nd-15:51.

GT led for 09:48, NC led for 27:19. Game was tied for 02:53.

TECH NOTEBOOK

Tech's Record

	2018-19	CJP
At home	9-4	38-15
On the road	2-4	6-23
At neutral sites	0-1	1-4
Vs. top-10 opponents	0-3	2-8
Vs. top-25 opponents	0-3	5-13
Vs. teams over .500	6-9	25-37
Vs. teams under .500	4-0	17-4
Vs. teams at .500	1-0	2-2
While in the top 25	0-0	0-0

In November	4-2	12-4
In December	3-3	10-11
In January	4-4	13-12
In February	0-0	4-12
In March/April	0-0	6-4

Wearing white uniforms	8-6	37-16
Wearing gold uniforms	2-1	7-16
Wearing navy uniforms	0-2	2-10
Wearing black uniforms	0-0	0-0

Game is decided by 5 pts./fewer or OT	2-2	9-11
Game is decided by 10/fewer or OT	2-4	19-20

Leading at the half	8-2	35-10
Trailing at the half	3-7	9-33
Tied at the half	0-0	1-0
Leading with 5:00 to play	10-1	41-3
Trailing with 5:00 to play	1-8	3-40
Tied with 5:00 to play	0-0	0-0
In overtime games	0-0	1-0
After a bye in the ACC schedule	1-0	1-1

Tech scores 100 or more points	0-0	0-0
Tech scores 70 or more points	8-1	30-7
Tech scores fewer than 70 points	3-8	15-37
Opponent scores 100 or more points	0-0	0-1
Opponent scores 70 or more	1-5	7-24
Opponent scores fewer than 70	10-4	40-17
Opponent scores fewer than 50	2-0	3-0

Tech shoots 50 pct. or better	7-0	14-4
Opponent shoots 50 pct. or better	0-2	1-10
Opponent shoots under 40 pct.	9-3	33-10
Tech has a higher FG% than opponent	10-2	44-9
Tech has a lower FG% than opponent	1-6	1-33
FG percentage is even	0-1	0-2

Tech has more 3-point FGs	5-2	10-9
Tech has fewer 3-point FGs	6-6	33-26
3-point FGs are even	0-1	3-7

Tech attempts more FT than opponent	7-4	37-14
Tech attempts fewer FT than opponent	3-5	6-25
Free throw attempts are even	1-0	2-4

Tech outrebounds opponent	5-2	24-11
Opponent outrebounds Tech	3-7	16-32
Rebounds are even	3-0	5-0

Tech has fewer turnovers than opponent	7-2	22-13
Tech has more turnovers than opponent	4-6	20-25
Turnovers are even	0-0	3-4
Tech has more assists than turnovers	6-1	29-13

Committing more fouls	3-5	4-24
Committing fewer fouls	8-3	37-12
Fouls are even	0-1	4-7

4/more Jackets score in double figures	7-1	22-12
A Jacket scores 20 or more	2-4	23-21
A Jacket scores 30 or more	0-0	3-0

Scoring more bench points	8-6	23-18
Scoring fewer bench points	3-3	22-23
Bench scoring is even	0-0	0-2

• Georgia Tech has used eight different starting lineups this season. No Yellow Jackets has started every game this season, and 10 different players have started three or more games.

• Tech wore its new Navy uniforms for the first time since its Nov. 16 game at Tennessee.

• Tech used its shortest rotation of the season, seven players with double-digit minutes, although Moses Wright played 6:19, despite both of its post players incurring foul trouble in the first half. A total of 11 Jackets played in the game altogether. At least eight players have seen significant minutes in all of Tech's games this season, despite a variety of injuries and illnesses.

• Tech held Duke, the ACC's highest scoring team, coming in at 88.6 points per game, 22 points under its average and to its lowest total (66) of the season. The Jackets also held the Blue Devils to their lowest shooting percentages of the season from the floor (41.4 for the game, 29.6 in the first half) and from three-point range (2-for-21).

• Tech's last two opponents have combined to hit 39.8 percent from the floor and 9-of-51 from three-point range.

• Wake Forest (74.4 ppg, scored 79) and Clemson (71.4 ppg, scored 72) are the only Georgia Tech opponents to exceed their season scoring averages this season this season against the Yellow Jackets this season. Tech had held every other opponent this season under its season scoring average – breakdown by game: Lamar 81.8 (69), Tennessee 85.5 (66), East Carolina 71.1 (54), UTRGV 70.2 (44), Prairie View A&M 69.2 (54), Northwestern 73.5 (67), St. John's 83.5 (76), Florida A&M 63.2 (40), Gardner-Webb 82.9 (79), Arkansas 81.8 (69), Georgia 79.2 (70), Kennesaw State 62.5 (57), USC Upstate 70.9 (63), Virginia Tech 81.1 (52), Syracuse 70.9 (59), Louisville 79.9 (79), Notre Dame 74.7 (61), Duke 88.6 (66).

• Tech set season lows for free throws and attempts (2-for-6).

• Tech has shot 47.3 percent from the floor and 31.6 percent from three-point range in ACC games, compared to 45.2 percent from the floor and 30.5 percent in its non-conference schedule.

• Since the Dec. 22 game against Georgia, in which Tech scored 59 points and shot 32.3 percent from the floor, the Yellow Jackets have averaged 67.4 points, shot 49.8 percent from the floor, 32.4 percent from three-point range and assisted on 63.2 percent of their made field goals (141-of-223).

• Tech's ACC opponents have attempted 88 more shots from the floor and 75 more three-point field goals than have the Yellow Jackets through seven games. The Jackets have outshot them, percentage-wise, 47.3-38.9 percent from the floor and 31.6-25.4 percent from three-point range. The Jackets have attempted 19 more free throws but made two fewer.

• After sharing the floor for less than five minutes during the non-conference season, James Banks and Abdoulaye Gueye have played together for increasingly longer periods in ACC play (3:44 vs. Wake Forest, 6:31 vs. Virginia Tech, 19:24 at Syracuse, 36:56 vs. Notre Dame). Foul trouble limited then to 16:56 together at Duke.

• Two fouls in the first half? No problem. Tech ranks No. 1 in the nation, according to KenPom.com, in percentage of first-half minutes that Jackets are on the floor with two fouls (68.3 percent). The national average is 21.2 percent.

Personnel Notes

• Abdoulaye Gueye, who missed Tech's games against Clemson and Louisville with an unspecified medical condition, posted his fourth straight double-digit scoring game with a team-high 14 points against Duke, his high for an ACC game this season. He also matched his season high with eight rebounds. He scored 11 against Virginia Tech and 10 in a start at Syracuse, the game in which he was injured, then returned to score 13 with eight boards against Notre Dame. The 6-9 senior is Tech's third-leading scorer in ACC games (10.2 ppg over five games) and has hit 48.9 percent shots from the floor.

• Freshman Michael Devoe has started 11 straight games

Georgia Tech By the Numbers

1	SEC Championships
1	NCAA Post-Graduate Scholar
1	Naismith Award winner
2	Final Four appearances
2	ACC regular-season titles
2	ACC Players of the Year
2	National Freshmen of the Year
3	ACC Championships
3	Years a Member of the Metro Conference
5	First-team All-America players
6	Jersey numbers retired
6	Academic All-Americans
7	NCAA Sweet 16 appearances
8	Wins over teams ranked No. 1
8	NBA lottery picks
12	ACC Rookie of the Year honorees
14	Head coaches in program history
16	NCAA Tournament berths
19	NBA first-round draft picks
25	Total postseason berths (NCAA and NIT)
32	Years a Member of the SEC
39	Years a Member of the ACC
45	Players taken in the NBA Draft
48	Players selected All-ACC
228	Weeks ranked in either AP or Coaches Poll

and logged eight double-figure scoring games this season. He has scored 11 points in each of his last two games against Notre Dame and Duke, hitting 9-of-16 shots from the floor and adding six assists and six steals. Devoe scored 16 against Wake Forest in the ACC opener on Jan. 5, and has averaged 9.4 points while making 8-of-20 three-point attempts in conference games.

• Jose Alvarado played a solid all-around game with seven points, a team-high eight rebounds and six assists against Duke. The sophomore has 14 double-figure scoring games this season and nine in his last 11 games. Since a 3-for-20 afternoon against Georgia, the gritty 6-foot guard has hit 31-of-70 from the floor, 13-of-35 threes, in his last eight games. He averages a team-leading 14.2 points and 3.2 assists in ACC games, hitting 39.3 percent from three-point range.

• James Banks III, who came into the Duke game as Tech's top scorer and rebounder in ACC play, was held to two points (2-5 FG) and four rebounds after incurring three fouls in the first nine minutes of the game. He eventually fouled out after 20 minutes. He averages 14.0 points and 5.7 rebounds while hitting 56.9 percent of his field goal tries.

• Freshman Kristian Sjolund can say he has hit a three-pointer at Cameron Indoor Stadium. It came with 23 seconds left in the game for Tech's final points.

Pastner's Key Metrics

• **Assists to made field goals:** The Jackets have 130 assists on 199 field goals (65.3 percent) in its last seven games. The Jackets are at 58.9 percent for the season, 23rd in the nation, and 58.5 percent in ACC games. Tech assisted on 11 of 24 made field goals (45.8 percent) against Louisville, coming up short of its nightly goal of 60 percent.

• **Free throws made to opponents' attempts:** Tech is 37-15 under Josh Pastner when attempting more free throws than the opponent. Tech connected on 10-of-15 free throw attempts to Notre Dame's 12-of-15 (nightly goal of making more than opponent tries not accomplished).

• **Turnovers:** Tech has averaged 15.1 turnovers per game this season, 16.0 in ACC games to date (3.5 more per game than opponents). Target each night is 11 or fewer, which Tech has met twice this season (both wins). More telling for Tech

TECH NOTEBOOK

The Last Time a Jacket...

Scored 30 or more points:

Josh Okogie, 30 vs. Miami, 1/3/18

Led Tech in scoring off the bench:

Evan Cole, 16 vs. USC Upstate, 1/2/19

Grabbed 15 or more rebounds:

Josh Okogie, 16 at Florida State, 1/24/18

Had 10 or more assists:

Josh Heath, 10 vs. NC State, 1/15/17

Had a double-double:

James Banks (24 pts/11 reb) vs. Louisville, 1/19/19

Played 40 minutes in regulation:

Jose Alvarado at Arkansas, 12/19/18

Played every minute of an overtime game:

Jose Alvarado, Ben Lammers (45 minutes/1 OT) at Boston College, 2/4/18

Played every minute of a multiple-OT game:

Matt Harpring (50 minutes/2 OT) vs. North Carolina, 2-8-98

The Last Time the Jackets...

Scored 100 or more points:

vs. Green Bay (107-77) on 11/19/15

Scored 100 or more points in regulation:

vs. Green Bay (107-77) on 11/19/15

Scored 100 or more points in consecutive games:

vs. Jackson State (100-70) on 11/13/06, Georgia State (103-74) on 11/16/06

Scored 100 or more points twice in one season:

vs. Cornell (116-81), 11/13/15, Green Bay (107-77) on 11/19/15

Allowed 100 or more points:

vs. Duke (110-57 loss) on 1/4/17

Allowed 100 or more points in regulation:

vs. Duke (110-57 loss) on 1/4/17

Shot 60 percent or better:

.603 (47-78) vs. Cornell, 11/13/15

Failed to make a three-point basket:

0-for-12 vs. Virginia, 1/22/15

Did not allow a three-point basket:

0-for-11 vs. Pittsburgh, 3/5/16

Failed to make a free throw:

0-for-6 vs. Duke, 1/7/14

Grabbed 50 or more rebounds:

50 vs. Arkansas, 11/26/15

Two players had a double-double:

Ben Lammers (12 pts/10 reb), Josh Okogie (14 pts/10 reb) at Notre Dame, 2/26/17

Two players had 10 or more rebounds:

Ben Lammers (10), Josh Okogie (10) at Notre Dame, 2/26/17

Had 25 or more assists:

29 vs. Kennesaw State, 12/28/18

Blocked 10 or more shots:

10 vs. Bethune-Cookman, 11/19/17

Had 15 or more steals:

15 at Syracuse, 1/12/19

Had fewer than 10 turnovers:

6 at Virginia, 2/21/18

Had five or more players in double-figures in points:

5 players vs. Kennesaw State, 12/22/18

Had no player score 10+ points:

Virginia (lost 57-28), 1/22/15

Allowed no player to score 10+ points:

Florida A&M (won 73-40), 12/9/18

Had no player play 30 minutes:

Florida A&M (won 73-40), 12/9/18

Won by 30 or more points:

Kennesaw State (87-57), 1/28/18

Won by 40 or more points:

Kentucky State (98-50), 1/30/10

Won by 50 or more points:

Winston-Salem State (97-46), 1/3/07

Played an overtime game:

at Boston College (lost 80-72), 2/4/18

Defeated a Top 10 team:

#6/8 Florida State (78-56), 1/25/17

Defeated a Top 25 team:

#25 Notre Dame (60-53), 1/10/18

Defeated a Top 10 team on the road:

#7/7 Syracuse (67-62), 3/4/14

Defeated a Top 25 team on the road:

#23/23 Miami (70-50), 1/28/15

Had a game postponed:

Boston College (in Atlanta), 2/12/14 (weather)

Had a game cancelled:

Fordham (in Atlanta), 11/27/10 (weather)

under Josh Pastner is that when Tech has committed fewer turnovers than its opponent, it is 22-13. When it has committed more, it is 20-24.

- **Guard rebounding:** The group of Alvarado, Alston, Devoe, Haywood, Moore and Phillips has combined to take 225 of Tech's 488 defensive rebounds this season (46.1 percent). Tech's guards combined for 11 of Tech's 25 defensive rebounds against Notre Dame.

Build the Wall

Due to its ability to play both zone and man-to-man and keep opponents off-balance, Georgia Tech has been able to rely on its mixture of defenses to win games over Josh Pastner's first two-plus seasons at Georgia Tech.

This Yellow Jacket team has played it well enough to rank No. 13 in adjusted defensive efficiency (90.9 ppg/100 possessions), and is No. 2 in the ACC and 22nd in the NCAA in scoring defense at 63.6 points per game.

- Tech's effective field goal percentage defense (43.4 pct.) ranks No. 6 nationally, according to KenPom.com, and the Jackets are No. 8 in the NCAA rankings in field goal percentage defense (38.5 pct.). Tech ranks 27th in KenPom in effective two-point percentage (45.5) defense.

- The Jackets have also defended the three-point shot better, allowing just 26.5-percent accuracy to rank No. 2 in the ACC and No. 4 nationally. Tech is No. 4 in effective 3-point defense according to KenPom.com.

- Tech has improved markedly in another area - takeaways. The Jackets are No. 2 in the ACC and rank 38th nationally in steals (8.1 per game) and are No. 3 and 17, respectively, in blocked shots (5.1 per game).

- Tech's NIT finals team from 2017 ranked No. 6 in adjusted offensive efficiency (91.0 points allowed per 100 possessions) according to KenPom.com. That group ranked fourth in the ACC in scoring defense (66.8 ppg) and No. 1 in FG percentage defense (39.8 pct.).

Assisted Living

Georgia Tech coach Josh Pastner preached and prodded his Yellow Jackets on ball and player movement and hard cutting from the first time he got his team on the practice court. His primary measuring stick on how well the Jackets perform offensively is their ratio of assists to made field goals.

Tech is No. 43 so far in 2018-19 at 58.2 percent (56.6 pct. in ACC games), and remains well above the national average (52.1 pct.) in that category. The Jackets did not perform as well in that department in 2017-18, assisting on 54.6 of its made field goals overall, 53.9 against ACC teams, and missing Pastner's 60-percent bar 14 times.

In Pastner's first season, the Yellow Jackets ranked 13th nationally, according to KenPom.com, in highest percentage of assists to made field goals at 62.6 percent, the team's highest

rate since the 2000-01 season. Tech's number was 63.2 percent in ACC games. Pastner's nightly goal is 60 percent.

Tech's top assists-to-made field goals ratios: 1987-88 - 68.3; 1988-89 - 65.9; 1986-87 - 65.8; 1992-93 - 65.0; 1985-86 - 64.8; 2000-01 - 62.9; 1999-00 - 62.9; 2016-17 - 62.6

Building Depth

Georgia Tech has deployed eight different starting lineups this season, and 10 Yellow Jackets have started three or more games.

Tech has deployed at least eight players for significant minutes in all of its games so far, including as many as nine in its ACC games. Tech's bench has played 33.9 percent of available minutes, No. 92 in the nation according to KenPom.com (national average is 30.8 pct.). *Last season, Tech ranked No. 210 with 30.1 minutes played by reserves.*

In conference play this season, head coach Josh Pastner has relied on a core group for longer durations - Jose Alvarado, James Banks and Michael Devoe all rank among the conference top 10 in average minutes, yet still utilized eight or nine players altogether.

Jose Can You See

Point guard Jose Alvarado, recruited to Georgia Tech primarily for his winning attitude and determination, was given the green light by head coach Josh Pastner to handle the position, sink or swim, before his freshman season came to an abrupt end Feb. 11 against Duke. He dislocated his left elbow in a fall, and missed the rest of the season.

The Brooklyn native, the first Tech player from the New York area in nearly 20 years, has developed into the Yellow Jackets general on the floor in his sophomore season, leading the Jackets in scoring (13.5 ppg, 14.2 vs. the ACC), assists (3.3 pg, 4.0 vs. the ACC) and steals (1.9 pg, 1.8 vs. the ACC). He also has hit 42.1 percent of his shots from the floor, 39.3 from three-point range and 78.8 percent from the free throw line in ACC games to date.

Alvarado's freshman season was full of promise until it came to an abrupt halt on Feb. 11, when he dislocated his left elbow on a hard fall to the floor trying to contest a breakaway shot from Duke's Javin Delaurier. Until then, he had averaged 12.6 points per game to rank second on the team, 3.9 rebounds and 3.3 assists with an assist/turnover ratio of 77/56. He also shot the ball well, making 45 percent of his shots from the floor, 37.4 percent from three-point distance, and 80.2 percent from the foul line on 80 attempts.

Alvarado has posted 30 double-figure scoring games in his career, seven times scoring 20 or more. And the 6-foot playmaker has averaged 34 minutes per game, with eight complete 40-minute games.

He was not the first Tech point guard to earn the starting

Tech All-Time vs. the ACC

Opponent	Overall	in ACC	Tourney	In McCamish Pavilion	In Opponent Current Venue	Current Streak
Boston College	14-12	10-11	1-3	2-1	3-6	Lost 2
Clemson	63-72	35-49	4-1	3-3	8-39	Lost 4
Duke	23-73	19-61	3-7	0-2	5-36	Lost 12
Florida State	29-40	19-26	0-2	1-2	8-14	Lost 1
Louisville	13-21	0-6	--	0-3	0-2	Lost 8
Miami	9-13	7-12	0-1	1-3	3-5	Won 1
North Carolina	25-68	23-54	5-4	1-3	4-25	Lost 1
NC State	40-57	32-43	3-3	1-3	4-11	Won 1
Notre Dame	11-8	5-6	--	5-1	1-6	Won 2
Pittsburgh	8-4	3-4	0-1	2-1	1-2	Won 1
Syracuse	6-5	6-3	--	2-1	1-3	Won 2
Virginia	40-41	38-40	5-5	2-2	1-7	Lost 4
Virginia Tech	6-19	5-15	1-3	1-4	1-9	Lost 5
Wake Forest	43-40	42-38	0-4	5-0	8-20	Won 2

TECH NOTEBOOK

Tech Highs and Lows
Under Josh Pastner

Longest winning streak: 4 games (2016-17, 2017-18)
Longest ACC winning streak: 3 games (2017-18)
Longest losing streak: 7 games (2017-18)
Longest ACC losing streak: 7 games (2017-18)
Most points scored in a game: 96 vs. Tusculum, 2/7/17
Most points scored - ACC opponent: 92 vs. Wake Forest, 1/5/19
Fewest points scored in a game: 43 vs. Georgia, 12/20/16
Fewest points scored - ACC opponent: 48 vs. Virginia, 1/18/18
Most points allowed in a game: 110 at Duke, 1/4/17
Most points allowed - ACC opponent: 110 at Duke, 1/4/17
Fewest points allowed in a game: 40 vs. Florida A&M, 12/9/18
Fewest points allowed - ACC opponent: 51 vs. Syracuse, 1/31/18
Largest margin of victory: 38 vs. Tusculum (96-58), 2/7/17
Largest margin of victory - ACC opponent: 22 vs. Florida State (78-56), 1/25/17
Largest margin of victory - road game: 15 (69-54) at Pittsburgh, 1/13/18
Largest margin of victory - ACC road game: 15 (69-54) at Pittsburgh, 1/13/18
Largest losing margin: 53 (110-57) at Duke, 1/4/17
Largest losing margin - ACC opponent: 53 at Duke, 1/4/17
Most points allowed in a win: 76 at NC State (86-76), 1/15/17
Most points scored in a loss: 81 vs. Wright State, 12/22/17
Fewest points scored in a win: 52 vs. Northwestern (52-51), 11/28/17
Fewest points allowed in a loss: 52 vs. Virginia Tech (52-49), 1/9/19
Largest deficit overcome to win a game: 15 vs. Boston College (7:03-1st), 2/11/17
Largest 2nd-half deficit overcome to win a game: 9 vs. NC State (17:15), 3/1/18; vs. Prairie View A&M (16:49), 11/23/18
Largest deficit overcome to win a road game: 5 (13:55-1st) at NC State, 1/15/17
Largest lead given up in a loss: 16 (15:06-2nd half) vs. St. John's, 12/1/18
Largest 2nd-half lead given up in a loss: 16 (15:06-2nd half) vs. St. John's, 12/1/18
Highest FG pct.: 59.5 (25-42) at Syracuse, 1/12/19
Highest FG pct. - ACC opponent: 59.5 (25-42) at Syracuse, 1/12/19
Lowest FG pct.: 27.6 (16-58) vs. Tennessee, 11/13/18
Lowest FG pct. - ACC opponent: 34.0 (17-50) vs. Louisville, 1/7/17
Highest 3-pt pct.: 62.5 (10-16) at NC State, 1/15/17
Highest 3-pt pct. - ACC opponent: 62.5 (10-16) at NC State, 1/15/17
Most 3-pt FG: 12 vs. Lamar, 11/9/2018
Most 3-pt FG - ACC opponent: 10 at NC State, 1/15/17
Lowest 3-pt pct.: 10.0 (1-10) vs. Miami, 1/3/18, (1-10) vs. Louisville, 1/19/19
Lowest 3-pt pct. - ACC opponent: 10.0 (1-10) vs. Miami, 1/3/18, (1-10) vs. Louisville, 1/19/19
Highest FG pct. allowed: 59.3 (32-54) at Florida State, 1/24/18
Highest FG pct. allowed - ACC opponent: 59.3 (32-54) at Florida State, 1/24/18
Lowest FG pct. allowed: 22.6 (12-53) vs. UTRGV, 11/21/18
Lowest FG pct. allowed - ACC opponent: 28.2 (20-71) vs. Florida State, 1/25/17
Highest 3-pt pct. allowed: 60.0 (12-20) at Louisville, 2/8/18
Highest 3-pt pct. allowed - ACC opponent: 60.0 (12-20) at Louisville, 2/8/18
Lowest 3-pt pct. allowed: 9.5 (2-21) vs. Duke, 1/26/19
Lowest 3-pt pct. allowed - ACC opponent: 9.5 (2-21) vs. Duke, 1/26/19
Highest FT pct.: 95.2 (20-21) vs. Coppin State, 12/27/17
Lowest FT pct.: 38.9 (7-18) at Notre Dame, 12/30/17
Most free throws made: 28 vs. North Carolina, 12/31/16; vs. Wake Forest, 1/5/19
Most free throws attempted: 36 vs. Sam Houston State, 11/22/16
Fewest free throws made: 2 at Miami, 2/15/17; at Duke, 1/26/19
Most assists: 29 vs. Kennesaw State, 12/28/18
Fewest assists: 5 at Georgia, 12/19/17; at Tennessee, 11/13/18
Most turnovers: 22 at Syracuse, 1/13/19
Fewest turnovers: 6 vs. North Texas, 11/24/17; Coppin State, 12/27/17; at Virginia, 2/21/18
Most blocked shots: 16 vs. Southern, 11/14/16 (Tech record)
Most steals: 15 vs. North Carolina, 12/31/16; at Syracuse, 1/13/19

job as a freshman and handle it well. He follows such Tech greats at Mark Price, Kenny Anderson, Travis Best, Stephon Marbury, Tony Akins and Jarrett Jack, as well as others who started at the position as freshmen without reaching their lofty accomplishments.

Banking Hours

The most significant development in the direction of this year's Georgia Tech team may have occurred Nov. 13, when the NCAA granted James Banks III immediate eligibility after his transfer from Texas.

Tech received that news while conducting its shootaround for its second game of the season, at Tennessee. Arrangements were made to get Banks to Knoxville (transfers to not make road trips), where he contributed five points and seven rebounds in a 66-53 loss.

The personable 6-9 post player has progressed rapidly since that modest start. He posted his first double-double four games later at Northwestern (12 pts/12 rebs), and made his first start the game after that against St. John's (14 pts/12 rebs).

Since ACC play began, Banks has been Tech's No. 2 scorer (14.0 ppg) and top rebounder (5.7 rpg) while hitting 56.9 percent of his shots from the floor and 72.7 percent of his free throws.

Defensively, he ranks second in the conference in blocked shots (2.43 per game), and has anchored one of the nation's top defensive teams (12th nationally in defensive efficiency according to Kenpom.com).

He has added two more double-doubles, 24/11 against Louisville and 16/10 against Notre Dame, and has six for the season.

In 19 games at Tech, Banks has exceeded his 46-game totals at Texas in every offensive category.

Out of Africa

Georgia Tech got a big lift from an unlikely source once ACC play began last season, junior forward Abdoulaye Gueye (pronounced "AB-doo-lee GAY"). During the month of January and into February, the Yellow Jackets saw the 6-9 native of Senegal (by way of Birmingham, Ala.) become a legitimate offensive force, and not just a disruptor on defense and on the boards.

Known as "A.D." to his teammates and coaches, the likeable Gueye took advantage of a much-improved jump hook shot to average 6.5 points (50 percent from the floor) and 4.5 rebounds in in ACC games.

Gueye has made a similar jump from non-conference to ACC play this season as well, averaging 10.2 points and 5.2 rebounds while hitting 48.9 percent shots from the floor.

	NC 2017	ACC 2018	NC 2018	ACC 2019
Scoring	4.7	6.5	4.9	10.2
Rebounding	4.0	4.5	3.7	5.2
FG%	37%	50%	51%	48.9%
FT%	54%	67.9%	70.6%	46.2%

Devoe Getting Comfortable

Freshman guard Michael Devoe, the highest-rated high school prospect Georgia Tech has recruited under Josh Pastner, has steadily improved for the Yellow Jackets since the season began.

The Orlando, Fla., native suffered a setback by missing six weeks of preseason practice with a toe injury and began the season slowly, but has steadily played more minutes and improved his production.

He entered the Tech starting lineup at Arkansas on Dec. 19, a game Tech won, 69-65, and he scored 11 points. From that point to the present, Devoe has averaged 10.4 points and 2.5 assists per game, hitting 46.9 percent of his shots from the floor. He has averaged 35.4 minutes in ACC games.

Devoe scored 16 points in his ACC debut against Wake Forest, and chipped in 11 with five assists in 39 minutes against Notre Dame, and another 11 at Duke. He is 9-of-16 from the floor in his last two games.

Other Storylines for 2018-19

- **104th season** - Georgia Tech is playing its 104th season of basketball and has an all-time record of 1,373-1,235.

- **Unlucky 13** - Tech was picked to finish 13th in the Atlantic Coast Conference this season in a vote of the ACC media, ahead of Pittsburgh and Wake Forest. The Yellow Jackets finished 13th last season.

- **Seven** - Number of freshmen and sophomores expected to play significant roles for the Yellow Jackets this season.

- **1.29 years** - Average experience of the players on Georgia Tech's current roster, which ranks No. 293 in the nation (No. 1 is the oldest), according to KenPom.com. The national average is 1.68 years.

- The upward progress of the program is evident in the development of its 2017-18 freshman class, each of whom received significant playing time last season and made significant contributions on the ACC level. Though not highly-rated in terms of rankings, the four-man class has a wide range of skills and is ripe for development into consistent conference-level performers over the next couple of years.

- Point guard Jose Alvarado started every game last season and showed durability and toughness by averaging more than 38 minutes in ACC games until suffering a dislocated elbow Feb. 11.

- Off-guard Curtis Haywood II was developing into a significant shooting threat and excellent defender before suffering stress reaction in his shin and missing the final month of the 2017-18 season.

- Forwards Evan Cole and Moses Wright, both under-the-radar signees, exceeded expectations for their first year when forced into action due to injuries over the final month of the season. With added strength and development this off-season, can be counted on to be in the frontcourt rotation and make significant contributions at both ends of the floor.

- Coach Pastner, his staff and the student-athletes in the program have carried over a solid, sustainable culture of accountability and dependability from the previous coaching staff which enabled the team to overcome a number of key injuries last season and continue to work hard and remain focused on the court and in the weight room.

- Pastner replaced two assistant coaches - Tavaras Hardy and Darryl LaBarrie - over the last year. Hardy was named head coach at Loyola of Maryland in late March, while LaBarrie resigned during the season. Anthony Wilkins, an Atlanta native, joined the staff after five seasons at Tulane, and Julian Swartz was elevated from his position as director of recruiting and compliance.

- Tech has added a three-man recruiting class ranked No. 46 in the country according to 247Sports, including consensus four-star guard Michael Devoe and three-star forwards Khalid Moore and Kristian Sjolund, and true to staff's objectives, the class has varied skill sets and are expected to develop into significant contributors next season and beyond (building through multiple quality recruiting classes)

- Another addition to the roster this season - 6-3 guard Shembari Phillips, a high-major conference player who sat out the 2017-18 season as a transfer from Tennessee. He has the size and varied skill set necessary to compete in the ACC (6.2 ppg, 3.1 rpg, 37.5 pct. 3s in 2016-17). He has two years of eligibility.

- Tech also accepted transfer James Banks, a 6-9, 243-pound frontcourt player from Decatur, Ga., ranked as high as No. 49 among high school seniors in the class of 2016. After two years at Texas, he enrolled at Tech for the summer term and was granted immediate eligibility by the NCAA on Nov. 13. He

TECH NOTEBOOK

McCamish Pavilion 411

Name: McCamish Pavilion (mc-CAME-ish), named for Atlanta insurance executive Hank McCamish who gave the lead gift for the facility

Capacity: approximately 8,600 (6935 court level, 1665 balcony level)

Cost: \$50 million

Contractor: Whiting-Turner

Architect: Populous

Cremins Court: the court remains named for the former Tech head coach

Alexander Courtyard: located at the Fowler Street entrance, honors the former Tech director of athletics and the history of the former Tech home arena named for him

Grand entrance: 10th and Fowler Streets, foyer includes graphic representations of retired jerseys and Tech's two Final Four appearances

Other entrances: West entrance off Fowler Street (students and media), East entrance from main arena parking (for club patrons)

Features: center-hung scoreboard and video boards, mezzanine fascia ribbon boards, theatrical lighting, primarily chairback seating, club area

Facts and Dates

- 2,500 cubic yards of concrete removed
- 3,000 cubic yards of concrete installed
- 500 tons of new steel installed
- Over 1 mile of new railing installed
- 20,000 gallons of paint used
- 2,000 feet of new mechanical piping
- 2,500 feet of new ductwork
- \$4M in new audio-visual and scoreboards
- 50 TV's throughout the concourse and Callaway Club
- Farthest distance material has traveled to get on site: 4,835 miles
- Shortest distance material has traveled to get on site: 1 mile
- Number of Tech alumni involved in the project: over 100
- Number of days construction took: 520
- Number of 1950's old style Coke bottles found while installing the underground foundations: 11
- Number of new staircases: 13
- Number of new sports lights for the competition floor: Over 300
- 270-degree court view from concourse

Groundbreaking: May 5, 2011

Opening: October, 2012

First public event: Oct. 21, 2012 - Jacket Jam (men's and women's scrimmages)

First men's game: Nov. 9, 2012 vs. Tulane

Head coaches: Brian Gregory of Georgia Tech, Ed Conroy of Tulane

Officiating crew: Karl Hess, Gary Maxwell, Raymond Styons

TV announce crew: Tom Werme, Cory Alexander (ACC Network)

First Tech points: Marcus Georges-Hunt (2 FT, 18:13, 1st half)

First basket: Tulane's Josh Davis (18:44, 1st half)

Attendance: 8,600 (sellout)

First women's game: Nov. 11, 2012 vs. Tennessee

Tech played 55 seasons in Alexander Memorial Coliseum, compiling a record of 556-194 (.741). Miami was the last team to play Tech there, a game Tech won, and was the first ACC team to play in McCamish Pavilion, which Miami won. For the 2011-12 season, Tech played its home games at Philips Arena and the Arena at Gwinnett.

has two seasons of eligibility at Tech.

• Tech returned six players who received significant playing time in 2017-18 – 15 or more minutes per ACC game – and combined to start 91 games overall. They accounted for more than 53 percent of total minutes played and 43 percent of Tech's scoring. Five of those players have two or more years of eligibility remaining.

• Tech has a young roster this season – three freshmen, four sophomores, three juniors and two seniors among scholarship players returning or incoming – but the process of getting old and staying old and building a sustainable winning program is ongoing.

• Player development successes over the past two seasons include Josh Okogie, Ben Lammers and Tadrir Jackson, who maximized their skill sets under the current coaching staff, doubling their scoring and rebounding averages over their first two seasons. Okogie went from being ranked the 11th in the state as a HS senior to a first-round NBA draft pick. Last season, 6-9 forward Abdoulaye Gueye developed into an ACC-level contributor, making a similar leap from the non-conference season to conference play. Graduate transfer Brandon Alston, who has a year of eligibility remaining, had similar statistical numbers on the ACC level this season as he compiled in two seasons at Lehigh and was fundamentally sound in his ballhandling and defense.

• With the addition of Phillips and the arrival of Devoe and Moore, as well as the return of Alston and sophomores Alvarado and Haywood, Tech is deep and talented across the perimeter and wings. Tech has Gueye, rising junior Sylvester Ogbonda and Banks to rotate through the post, with Cole and Wright rotating in the big forward position. This gives Pastner the option of playing a bigger lineup when necessary.

• Tech has won 34 games overall and 14 ACC games in Josh Pastner's first two seasons, on par or better than the first two years of each of Josh Pastner's predecessors in the ACC era. For comparison, Buzz Williams won 12 ACC games in his first two years at Virginia Tech, same with Tony Bennett at Virginia. Leonard Hamilton and Mike Krzyzewski each won 10. Pastner has won 14.

• Head coach Josh Pastner's Georgia Tech teams are 5-13 against top-25 teams (5-4 at home) in his first two-plus seasons.

• Tech has sold out 12 games at McCamish Pavilion over the past two-plus seasons, including a facility-record five games in 2017-18. Tech's 28 homecourt wins over Pastner's first two seasons are more than any two-year period in the Jackets' ACC era except the 2015-16 and 2016-17 seasons combined (31). That's 43 home wins over the past three seasons, more than 14 per season.

Jackets' Signing Class Ranked No. 46

Georgia Tech's 2018 signing class was ranked No. 46 in the nation in a composite ranking published by 247Sports.

Tech signed a trio of high school prospects – 6-3 guard Michael Devoe of Orlando, Fla., 6-7 forward Khalid Moore of New York, N.Y., and 6-9 forward Kristian Sjolund of Kongsberg, Norway by way of Katy, Texas - to national letters-of-intent during the November signing period.

All three prospects are highly regarded for their talent level, versatility and upside as head coach Josh Pastner continued to build the Yellow Jackets' program.

Devoe, a four-star prospect, was ranked No. 62 in the Rivals 150, and No. 56 in the ESPN 100 (No. 15 point guard in the nation). He led Oak Ridge High School in Orlando, Fla., to a berth in the state quarterfinals as a junior before enrolling at Montverde Academy for his senior year, helping them to a national championship.

Moore was rated a 3-star prospect in the composite 247Sports ranking (No. 51 small forward, No. 5 in New York), as well as a 4-star prospect by ESPN (No. 42 small forward, No. 3 in New York). He attended the same high school that sent All-American Kenny Anderson to Georgia Tech in 1989, and he

Thin Gold Line

Some of Georgia Tech's most successful teams in the Atlantic Coast Conference era have had thin benches and a trio of players who averaged more than 35 minutes per game in ACC play, beginning with the Yellow Jackets' first ACC Championship team in 1985, dubbed the "Thin Gold Line."

1985 ACC Champions, NCAA Elite Eight

(7-man rotation)

Mark Price	37.2 mpg
Bruce Dalrymple	35.6
John Salley	35.1

1990 ACC Champions, NCAA Final Four

(6-man rotation)

Dennis Scott	40.3 mpg
Kenny Anderson	39.4
Brian Oliver	38.4

1993 ACC Champions, NCAA

(7-man rotation)

Travis Best	37.1
James Forrest	35.6
Malcolm Mackey	35.0

1996 ACC Regular-Season Champions, NCAA Elite Eight

(7-man rotation)

Stephon Marbury	38.6 mpg
Drew Barry	38.6
Matt Harpring	36.8

was a teammate of current Tech sophomore Jose Alvarado on the New York Rens AAU team.

Sjolund was rated a 3-star prospect in the composite 247Sports ranking (No. 56 small forward, No. 18 in Texas), as well as a 4-star by ESPN (No. 36 small forward, No. 17 in Texas). He was born in the state of Washington but grew up in Norway, and has lived in the United States since 2014. He played for the Shooting Stars Red AAU team. Sjolund played with Norway in the 2015 FIBA u16 European Championships, averaging 18.7 points and 5.9 rebounds a game. Then in 2017 he played in the U18 Nordic Championship and scored 7.2 points a game.

Tech's class rank doesn't account for transfers Shembari Phillips, a 6-3 guard, and James Banks, a 6-9 center.

Jackets Add Didenko, Usher

David Didenko, a 6-8, 230-pound forward from Boca Raton, Fla., who attends Palm Beach State College, signed a national letter-of-intent with Georgia Tech during the early signing period in November, while Jordan Usher, a 6-7, 225-pound forward, has transferred from Southern California and enrolled at Tech for the spring semester.

Didenko attended Boca Raton Community High School before enrolling this year at Palm Beach State, a junior college in Boca Raton. A full academic qualifier in high school, Didenko will enroll at Tech in the summer and have three years of eligibility with the Yellow Jackets.

Born in Russia, Didenko moved to New York in August, 2010, at the age of 10, and is a United States citizen. Prior to his enrollment at Boca Raton Community High School, Didenko attended Northeast High School as a junior, and Montverde Academy for his ninth- and 10th-grade years.

Usher comes to Tech after playing a season and a half for the Trojans, departing from USC after the recently completed fall semester and enrolling for the spring semester. He must complete a year of residency at Georgia Tech and will become

TECH NOTEBOOK

Media Guidelines

Georgia Tech's practices are closed to the public and the media, but coaches and student-athletes are made available prior to each game before one of the team's practices. Notices will be distributed weekly to confirm the schedule.

TV stations are allowed to shoot B-roll during the first 10 minutes of those practices.

Media are asked to notify Mike Stamus *the day before* of their need to attend and to make specific student-athlete requests.

Interview requests with student-athletes that need to be conducted at other times must be arranged through the Georgia Tech communications office at least 24 hours in advance. These interviews will be conducted at a time and place convenient to the student-athletes' availability and class schedule.

Media are asked not to contact student-athletes directly either by phone, e-mail, text or social media. They are instructed not to respond. Every effort will be made to make them available.

Interviewing Coach Pastner

Media wishing to speak with Coach Pastner at times other than scheduled media availabilities must notify Mike Stamus in the communications office in advance to make or confirm arrangements. He also is available each Monday on the ACC Teleconference (10:50 a.m.) beginning January 7.

Post-Game Protocol

Each head coach will hold a post-game press conference in the designated interview room (Shah Media Room at McCamish Pavilion).

Student-athletes requested by the media will be brought to the interview room following the coaches press conferences, when the team is at home, outside the team's locker room when the team is on the road.

Josh Pastner Radio Show

Head coach Josh Pastner's weekly radio show airs each Monday from 7-8 p.m. on "680 the Fan" and 93.7 FM, beginning Dec. 3.

ACC Coaches Weekly Teleconference

The 15 ACC head basketball coaches will be featured on nine Monday teleconferences during the 2018-19 season, beginning on Monday, January 7, and continuing through March 4. Each coach will have 10 minutes to make an opening statement and answer questions. There will be an instant replay of each teleconference on the Conference's internet site TheACC.com each Monday afternoon.

Georgia Tech head coach Josh Pastner will be on the teleconference at 10:50 a.m. each week.

Coaches that play on Monday in January and February are not required to participate in that day's call. Coach Pastner will be on every Monday at the same time. The teleconference schedule for each Monday will differ for the other 14 head coaches, depending on what teams play that Monday night.

Contact the ACC media relations office at 336-851-6062 for the call-in number and for questions on the schedule.

eligible to play for the Yellow Jackets following the conclusion of the fall, 2019 term. He will be eligible for the remainder of the 2019-20 season and all of the 2020-21 season.

A native of Canton, Ga., Usher played in all 36 games with two starts for the Trojans as a freshman in 2017-18, averaging 4.8 points and 2.0 rebounds per game while connecting on 40.9 percent of his three-point field goal attempts. In 2018-19, Usher played in 12 games and made two starts, averaging 8.6 points and 3.7 rebounds. A 4-star prospect ranked No. 104 in the nation by 247Sports, Usher played his senior season (2016-17) at Wheeler High School in Marietta, Ga., and prior to that, he attended Sequoyah High School in Canton.

Wire-to-Wire

Though he has expanded his playing rotation this year to reflect the growing level of talent within the program, head coach Josh Pastner remains committed to a tight playing rotation, reminiscent of the way Bobby Cremins coached the Yellow Jackets over his 19 seasons.

Tech has utilized its bench for an average of 47.2 (23.6 percent) minutes in its ACC games thus far after averaging 78 minutes in non-conference play.

Jose Alvarado, who had played 96.7 percent of possible ACC minutes prior to his Feb. 11 injury last season, is averaging 37.7 minutes in ACC games this season and has played 35 or more minutes 10 times this season.

Freshman Michael Devoe has averaged 35.4 minutes in ACC games, and James Banks III has averaged 33.7. Alvarado and Devoe both rank among the ACC's top 10.

Last season, Josh Okogie played 92.3 percent of possible minutes in ACC games last season, while Ben Lammers played 90.2 percent. Lammers ranked No. 1 among centers nationally in minutes per game. Alvarado had ranked fifth among freshmen nationally in percentage of minutes played and minutes per game before he was injured.

The threesome had 20 complete games combined in 2017-18 (eight for Alvarado, six for Lammers, five for Okogie), and Tadic Jackson joined the group by playing 40 minutes at Clemson. Tech had at least one player play the full 40 in 12 of 19 ACC games (regular season plus tournament).

NOTE: Between the Cremins era and the arrival of Pastner, only one Georgia Tech player played every minute of a game, regulation or overtime, and that was Marcus Georges-Hunt on Feb. 20, 2016, in a win over Notre Dame at home. In the final 15 seasons of Cremins' tenure (1985-86 through 1999-2000), a total of 196 players logged a 40-minute game.

Winning Starts at Home

Georgia Tech and head coach Josh Pastner have made a priority of making McCamish Pavilion a real homecourt advantage for the program, and the Yellow Jackets made a good start on that by setting a program record for wins at home (17) in 2017-18, which included a 7-2 ACC record and two NIT victories.

Tech is 13-7 against ACC teams at home under Pastner, and that includes a 5-4 mark against ranked opponents.

The Jackets' 60-53 win over No. 25 Notre Dame on Jan. 10 was just the latest triumph in a list that includes eventual NCAA champion North Carolina (No. 9 at the time), No. 6 Florida State and No. 15 Notre Dame last season, as well as a 64-54 win over No. 15 Miami on Jan. 3 this season. Tech's only losses came to No. 9 Louisville last January and to No. 2 Virginia and No. 18 Clemson this season.

Tech is 37-13 at McCamish Pavilion under Pastner.

Tech-UGA Game Moves to November Next Two Seasons

The Georgia Tech and Georgia basketball teams have signed an agreement to play the next two games of the series the week before Thanksgiving, giving both teams an opportunity to play the game at home in front of their student bodies before the fall semester ends.

The teams will face off next season on Wednesday, Nov. 20, at Stegeman Coliseum in Athens, and the following season on Thursday, Nov. 19, at McCamish Pavilion in Atlanta.

In the 194-game history of the series, Tech and Georgia have played their game before Thanksgiving only twice, on Nov. 15, 2013 in Athens and Nov. 14, 2014 in Atlanta. The Yellow Jackets won both games and lead the all-time series, 105-89.

As Southeastern Conference foes from 1932-64, the games were played in January, February and March. After Tech left the ACC, most of the games remained in January and February until the rivalry became a late December fixture at the Omni arena in downtown Atlanta from 1981-94. The series has been played on the two campuses every year since then, mostly in December.

Tech to Play in 2019 Diamond Head Classic

Georgia Tech will make the fifth trip to the state of Hawai'i in program history next December when it will compete in the 2019 Hawaiian Airlines Diamond Head Classic in Honolulu, Hawai'i.

The field for the 2019 Hawaiian Airlines Diamond Head Classic features Ball State (Mid-American), Boise State (Mountain West), Georgia Tech (ACC), tournament host school Hawai'i (Big West), Houston (AAC), Portland (WCC), UTEP (Conference USA), and Washington (Pac-12). The 11th annual event will be played at the Stan Sheriff Center on the campus of the University of Hawai'i. Dates and times will be announced at a later date.

Three teams in the 2019 field were a part of the postseason last season — Boise State (NIT), Houston (NCAA) and Washington (NIT). Meanwhile, five teams will make their first-ever appearance in the Hawaiian Airlines Diamond Head Classic.

Tech has a 10-5 record all time in four previous tournament events in Hawai'i, including a 6-3 mark in three appearances in the Rainbow Classic — 1984 champions, 1988, 1994 — which also were held at the University of Hawai'i. The Yellow Jackets also played in the 1998 Big Island Classic in Hilo, and the 2006 Maui Invitational.

Four Tech Alumni on NBA Rosters

Since 1982, Georgia Tech has produced 19 first-round NBA draft picks and 44 draft picks overall. A total of 38 Georgia Tech alumni have played in the NBA.

Four former Georgia Tech basketball stars were on NBA rosters at the start of the 2018-19 season, including guard **Josh Okogie**, who was drafted 20th overall by the Minnesota Timberwolves.

Iman Shumpert, a seven-year NBA veteran, played his third full season in Cleveland after helping the Cavaliers win the NBA championship in 2016, and was traded before the deadline to Sacramento.

Thaddeus Young, an 11-year NBA veteran, is now in his third season with the Indiana Pacers after playing seven seasons in Philadelphia, one in Minnesota and two in Brooklyn.

Derrick Favors has emerged as a key figure in his eighth season in Utah and re-signed with the team after becoming a free agent.

TECH NOTEBOOK

Tech Alumni in the NBA

Player	Team
Derrick Favors	Utah Jazz
Josh Okogie	Minnesota Timberwolves
Iman Shumpert	Sacramento Kings
Thaddeus Young	Indiana Pacers

Tech Alumni Elsewhere

Alade Aminu	Hapoel T-A (Israel)
Tony Akins	CC Egis (South Korea)
Chris Bosh	NBA free agent
Will Bynum	Yesilgiresun (Turkey)
Demarco Cox	Quimper (France)
Mouhammad Faye	Crvena Zvezda (Serbia)
Marcus Georges-Hunt	Maine Red Claws (G League)
Trae Golden	Avtodor (Russia)
Kammeon Holsey	Craiova (Romania)
Jarrett Jack	NBA free agent
Tadic Jackson	AB Contern (Luxembourg)
Ben Lammers	Bilbao Basket (Spain)
Gani Lawal	Shiga L-Stars (Japan)
Stephon Marbury	Beijing Fly Dragons (China)
Anthony McHenry	Shinshu BW (Japan)
Daniel Miller	Sendai 89ers (Japan)
Charles Mitchell	Ferro Carril (Argentina)
Anthony Morrow	NBA free agent
Zachery Peacock	Bourg (France)
Glen Rice, Jr.	Humacao Caciques (Bosnia)
Robert Sampson	Mornar Bar (Montenegro)
Avi Schafer	Alvark Tokyo (Japan)
Adam Smith	Orasi RAV (Italy)
Jeremis Smith	Soles (Mexico)
Quinton Stephens	Coruna (Spain)

Former Tech Players in Coaching

Player (at Tech)	Current Position
Kenny Anderson (1989-91)	*Fisk University
Ty Anderson (2006-09)	*South Gwinnett HS
Rod Balanis (1990-94)	#Notre Dame
Anthony Byrd (J)	*Knightdale (N.C.) HS
B.J. Elder (2001-05)	*Clarkston HS (Atlanta)
Shaun Fein (1999-2001)	#Brooklyn Nets
Dion Glover (1997-98)	#Grand Rapids (NBA G-League)
Pierre Jordan (2011-13)	#Tennessee State
Maurice Miller (2007-11)	*Raleigh-Egypt HS (Memphis)
Winston Neal (1999-01)	*Columbia State (Tenn.)
Mark Price (1982-86)	Denver Nuggets
Fred Vinson (1992-94)	#New Orleans Pelicans
Mfon Udofia	#Erie (NBA G-League)

Former Tech Coaches in Coaching

Coach (at Tech)	Current Position
Amir Abdur-Rahim (2011-12)	#Georgia
Perry Clark (1982-88)	#South Carolina
Sherman Dillard (1988-94)	#Iowa
Chad Dollar (2011-16)	#Georgia
Bruce Evans (2012-16)	#North Florida
Brian Gregory (2011-16)	*South Florida
Tavaras Hardy (2016-18)	*Loyola-Maryland
Tom Herrion (2014-16)	#South Florida
Robert McCullum (2010-11)	*Florida A&M
Billy Schmidt (2011-14)	+OKC Thunder
Cliff Warren (2000-05)	+Massachusetts
Charlton Young (2005-09)	#Florida State
*head coach; #assistant coach; +other staff	

Arts and Letters

Beginning with Moe Miller and Lance Storrs in the summer of 2011, every four-year senior in the Georgia Tech program has graduated with the exception of the Yellow Jackets' 2018 two seniors. Tadic Jackson and Ben Lammers, were both on track to compete their degree requirements in the spring (Jackson) and fall (Lammers) semesters, but both received offers to play overseas.

Derek Craig and Nick Foreman received their Tech degrees in 2012, as did the 2013 senior class of Mfon Udofia, who finished his business administration degree work in the summer, and Pierre Jordan, who completed his Masters degree requirements in building construction in the spring. Brandon Reed graduated in the summer with his management degree before transferring back to Arkansas State to play his final year of basketball.

All three of Tech's four-year seniors in 2013-14 - Kammeon Holsey, Daniel Miller and Jason Morris - graduated that spring. Robert Sampson, the Jackets' only undergraduate scholarship senior in 2014-15, graduated in the spring.

From the 2015-16 squad, Marcus Georges-Hunt walked the stage at commencement in May, accomplishing the rare feat of graduating in four years. Point guard Travis Jorgenson, who elected not to use his final year of eligibility, received his degree in December of 2017.

From the 2016-17 team, Josh Heath, Corey Heyward (fifth-year because of an injury redshirt in 2012-13) and Quinton Stephens all graduated in May of 2017, while Rand Rowland finished his requirements and received his degree in December of 2016. Both graduate transfers, Kellen McCormick (summer of 2017) and Jodan Price (fall of 2017), received their Masters degrees.

Georges-Hunt and current senior Tadic Jackson have made the Academic All-ACC team twice, and the Yellow Jackets have had at least one player named to that team since it was instituted for the 2010-11 season.

Tech's men's basketball team has recorded the highest Academic Progress Report scores the last five years since the NCAA began tracking academic performance in 2004-05. The Jackets scored a perfect team single year APR score of 1000 three straight years from 2011-13.

Welcome to The Hank

Georgia Tech is playing its seventh season in McCamish Pavilion, which was for all intents and purposes, brand new when it opened for the 2012-13 season. The only physical elements of McCamish Pavilion that remain from the venerable Alexander Memorial Coliseum are the roof, which was re-covered, and the 32 steel ribs that support it.

The capacity of McCamish Pavilion is 8,600, including 1,665 seats in the new balcony level and 6,935 seats in the lower seating bowl. There are no suites, but there is a premium club area that seats 500. Alexander Memorial Coliseum seated 9,191 spectators in its final configuration.

The most impressive features of McCamish Pavilion are its grand entrance, which fronts 10th and Fowler Streets, the ability for patrons to view the court from the main concourse all the way around, and the theatrical lighting system, which concentrates light on the court while leaving the seating areas dark, modeled after the Staples Center in Los Angeles and Madison Square Garden in New York.

Tech played 55 seasons in Alexander Memorial Coliseum, compiling a record of 556-194 (.741). Miami was the last team to play Tech in Alexander Memorial Coliseum, a game Tech won, and was the first ACC team to play in McCamish Pavilion on Jan. 5, which Miami won. For the 2011-12 season, Tech played its home games at Philips Arena and the Arena at Gwinnett.

Tech's NCAA Tournament History

Georgia Tech played in the NCAA Tournament five times in 11 seasons under head coach Paul Hewitt and has played in the event 16 times in its history. Fifteen of those appearances have occurred from 1985 to the present.

Tech has a record of 23-16 in NCAA Tournament play, highlighted by its 2004 trip to the NCAA title game as well as a Final Four berth in 1990. The Yellow Jackets have reached the NCAA Sweet 16 seven times (1960, 1985, 1986, 1990, 1992, 1996, 2004).

The 2004 and 2005 appearances were the Yellow Jackets' first back-to-back appearances since Bobby Cremins led the Institute to the Big Dance nine straight years from 1985-93.

Georgia Tech has won at least one game in 11 of its 16 NCAA Tournament appearances.

Tech's ACC Tournament History

Georgia Tech has played in 39 ACC Tournaments, and has a 26-36 all-time record in the event. The Yellow Jackets have won three championships, in 1985 (Atlanta), 1990 (Charlotte) and 1993 (Charlotte).

Tech has been a runner-up four times (1986, 1996, 2005, 2010). The 1986, 1996 and 2010 runs to the finals occurred in Greensboro. Tech also made the finals in 2005 at the Verizon Center in Washington, D.C.

Tech was 0-2 in the ACC Tournament under coach Dwane Morrison, 15-16 under Bobby Cremins (including all three titles), 9-11 under Paul Hewitt (runner-up in 2005 and 2010), 2-5 under Brian Gregory, and 0-2 under Josh Pastner.

BIO UPDATES

Head Coach Josh Pastner • 3rd season

Josh Pastner, who guided Memphis to five post-season berths in seven seasons as the Tigers' head coach, was introduced as Georgia Tech's 14th head basketball coach on April 8, 2016, and wasted no time in getting the Yellow Jackets back to the post-season.

While coaching Tech to 34 wins and building the Jackets' talent base for the future, Pastner has tirelessly promoted the program on campus and throughout the city of Atlanta in an effort to re-create the major homecourt atmosphere that surrounded the Yellow Jackets throughout the 1980s, 1990s and into the middle of the 2000s. The result has been 29 wins and eight sellouts in two seasons at McCamish Pavilion, including a program-record 17 home wins in his first year.

In his first season at the helm, his Yellow Jacket team defied all pre-season expectations by winning 21 games, including four in the National Invitation Tournament. Tech posted an 8-10 ACC record, which included victories over No. 9 North Carolina, No. 6 Florida State and No. 14 Notre Dame, who all finished among the top four in the ACC regular season. He was named Coach of the Year in the ACC and in NABC District 2.

Implementing a high-energy style of play and creative offensive and defensive schemes, Pastner and his staff guided the Yellow Jackets all the way to the finals of the NIT for the first time in 46 years. Two of his players earned all-Atlantic Coast Conference honors; junior center Ben Lammers was named second-team All-ACC and ACC Defensive Player of the Year, while freshman guard Josh Okogie was named to the ACC All-Freshman team.

Though hampered by several significant injuries and other issues in 2017-18, Tech still was able to knock off a pair of top-25 teams while Lammers and Okogie again earned conference honors, and Okogie developed into an NBA first-round draft choice.

Pastner, who turned 41 in the fall, compiled a 167-73 record over seven seasons as the head coach at Memphis, where the Tigers earned bids to the NCAA Tournament four times. He tied for the 10th most wins for a head coach in his first seven seasons in Division I basketball history, and is the second winningest active coach under the age of 40 in NCAA Division I.

Despite his young age, Pastner has been involved in basketball at the Division I level for 21 years, as a player and an assistant coach at Arizona, and as an assistant coach and the head coach at Memphis. He has been a part of teams that have won 524 games, played in 17 NCAA Tournaments and 19 total post-season events. Teams he has been involved with have won 12 conference tournament or regular-season championships, advanced to seven Sweet Sixteens, five Elite Eights, two Final Fours and two NCAA championship games.

As an NCAA head or assistant coach and an AAU head coach, he has coached nearly 25 NBA draft selections.

Pastner's Memphis teams averaged 23.9 wins per season and compiled a conference regular-season record of 82-36, including a conference winning streak of 28 games. The Tigers went 11-4 in Conference USA and American Athletic Conference tournaments, including three championships.

He guided Memphis to five post-season berths, the NIT in 2010 and the NCAA Tournament in 2011, 2012, 2013 and 2014. Pastner twice won Conference USA Coach of the Year honors (2010, 2013) by various organizations and news media.

Pastner was born in Glen Dale, W.Va., and grew up in Kingwood, Texas. He earned his bachelor's degree in family studies in December of 1998, in just two and a half years, from Arizona and his master's degree in teaching and teacher education from Arizona in December of 1999, all while lettering four years in basketball under head coach Lute Olson.

He married the former Kerri Lamas of Sierra Vista, Ariz., in 2009. He has a stepson (Ethan) and three daughters, Payten, Kamryn and Harper.

Pastner as a Head Coach

Season	School	Overall	Conference	Postseason
2009-10	Memphis	24-10	13-3/2nd	NIT second round
2010-11	Memphis	25-10	10-6/4th	NCAA Tournament
2011-12	Memphis	26-9	13-3/1st	NCAA Tournament
2012-13	Memphis	31-5	16-0/1st	NCAA Tournament, round of 32
2013-14	Memphis	24-10	12-6/t-3rd	NCAA Tournament, round of 32
2014-15	Memphis	18-14	10-8/t-5th	
2015-16	Memphis	19-15	8-10/7th	
at Memphis	7 years	167-73	82-37	
2016-17	Georgia Tech	21-16	8-10/11th	NIT finals
2017-18	Georgia Tech	13-19	6-12/13th	
2018-19	Georgia Tech	11-9	3-4	
at Ga. Tech	3rd year	45-44	17-26	
Career	10th year	212-117	99-63	

Pastner Resume

- Head coach, Georgia Tech (2016-present)
- Head coach, Memphis (2009-16) - 4 NCAA Tournaments, 1 NIT, 4 Conference USA titles
- Assistant coach under John Calipari, Memphis (2008-09) - NCAA Sweet 16, C-USA champions
- Assistant coach under Lute Olson, Arizona (2002-08) - 6 NCAA Tournaments, 2 Pac-10 titles
- Basketball staff assistant under Lute Olson, Arizona (2000-02) - Pac-10 champions in 2002
- Played collegiately for Lute Olson, Arizona (1996-2000) - 4 NCAA Tournaments, 1997 National Champions, 2 Pac-10 titles

4 • Brandon Alston • G • 6-5 • 203 • r-Sr.

- Wing guard who has split time as a starter and a reserve ... Double figures in eight games
- Has played "three-and-D" role, but worked hard to make his game more versatile offensively ... Averaging 21.4 minutes this season (23.7 last season)
- Scored season-high 17 in season-opener against Lamar, 16 at Tennessee, 14 vs. St. John's ... Scored 10, 10, 14, 7 in four-game stretch before Syracuse, 13-25 FG, 10-11 FT)
- Has made 18-of-44 shots (team-best 40.9 percent) from three-point land, and 82.2 percent from the free throw line
- His .480 overall field goal rate best among Tech guards
- Graduate transfer in his last season with Tech after playing two seasons at Lehigh and earning his undergraduate degree in three years

CAREER HIGHS

Points: 20, UTRGV -- 11/22/17
Rebounds: 6, UTRGV -- 11/22/17
Assists: 5, at Pittsburgh -- 1/13/18 ; Gardner-Webb -- 12/17/18
Steals: 2, at Tennessee -- 11/13/18 ; Florida A&M -- 12/9/18
Blocks: 1, 4 times
FG made: 6, 4 times
FG attempts: 11, Bethune-Cookman -- 11/19/17
3FG made: 4, Lamar -- 11/9/18
3FG attempts: 8, Kennesaw State -- 12/28/18
FT made: 8, at Tennessee -- 11/13/18
FT attempts: 8, 4 times
Minutes: 38, Coppin State -- 12/27/17 ; Wake Forest -- 3/3/18

10 • Jose Alvarado • G • 6-0 • 176 • So.

- Tough, determined, high-motor point guard who is an ironman running the Jackets' offense
- Leads Tech in scoring (13.5 ppg), assists (3.3 pg) and steals (1.9 pg) ... Ranks 8th in ACC in steals
- Ranks in ACC top 10 in free throw percentage, assists and steals (ACC games only) ... Averaging 13.5 ppg, 4.0 rpg, 4.0 apg in ACC games
- Scored 13 vs. Wake Forest, 20 vs. Virginia Tech, 19 at Syracuse, 16 vs. Notre Dame ... Missed Louisville game with groin injury suffered Jan. 16 at Clemson
- Has averaged 37.4 minutes in ACC games (4th most in the conference) ... Played all but 84 seconds in Tech's three games the week before Christmas, full 40 at Arkansas
- Double figures in 15 games this season, season highs of 24 at Northwestern, 20 at Arkansas, 20 vs. Virginia Tech
- Has started every game as Tech's primary point guard prior save for last year's injury and one game this season ... Ranked fourth among freshmen nationwide in overall minutes per game (35.9) and percentage of minutes played (89.3) as a freshman ... Logged eight complete games (seven in ACC play)
- Has 31 career double-figure scoring games (16 as a freshman) ... Has topped 20 points seven times
- Missed final seven games last season after suffering a dislocated left elbow 12 minutes into Tech's Feb. 11 game against Duke ... Had surgery to repair and was sidelined the remainder of the season ... Recovered in time to participate in workouts during summer school

CAREER HIGHS

Points: 24, at Northwestern -- 11/28/18
Rebounds: 9, at Arkansas -- 12/19/18
Assists: 7, Florida A&M -- 12/17/17 ; Wake Forest -- 1/5/19
Steals: 4, 4 times
Blocks: 1, East Carolina -- 11/16/18 ; at Northwestern -- 11/28/18
FG made: 9, at Arkansas -- 12/19/18
FG attempts: 20, Georgia -- 12/22/18
3FG made: 4, 6 times
3FG attempts: 10, Grambling State -- 12/1/17
FT made: 8, Bethune-Cookman -- 11/19/17 ; at Northwestern -- 11/28/18 ; Wright State -- 12/22/17
FT attempts: 10, Bethune-Cookman -- 11/19/17 ; Wright State -- 12/22/17
Minutes: 45 (ot), at Boston College -- 2/4/18 ; 40 (regulation), 8 times

BIO UPDATES

1 • James Banks III • C • 6-9 • 243 • Jr.

- Imposing physical presence in the middle, can be an excellent rim protector and rebounder for the Jackets ... Has a wingspan of 7 feet, 5.35 inches and a standing reach of 9 feet, 3.5 inches
- Transferred from Texas after last season and was granted immediate eligibility by the NCAA on Nov. 13, enabling him to join the Jackets on the court for their game at Tennessee ... Moved into the starting lineup in game 6 against St. John's
- Receiving the most extensive playing time of his career (28.8 minutes per game, 33.4 mpg vs. ACC) ... Started Tech's last 14 games
- Tech's No. 2 scorer overall (10.8 ppg) and in ACC games (14.0 ppg) ... Has converted 57.4 percent of his field goal tries in all games, 56.9 percent in ACC games (2nd-best in ACC)
- Also has converted 72.7 percent of his free throws in ACC games, 5.7 rebounds and 2.43 blocks per game (No. 2 in the ACC)
- Scored 20 points and hit 9-11 FG in his ACC debut vs. Wake Forest, 16 points each vs. Syracuse and Clemson, 24 (9-17 FG) vs. Louisville, 16 vs. Notre Dame
- Has six double-doubles this season - at Northwestern (12 points/12 rebounds), vs. St. John's (14 pts/12 rebs), Gardner-Webb (22 pts, 12 rebs), at Arkansas (14 pts, career-high 14 rebs), Louisville (career-high 24 pts, 11 rebs), Notre Dame (16 pts, 10 rebs)
- Played 46 games (10.7 minutes per game) in two seasons at Texas, averaging 1.7 points and 2.3 rebounds

CAREER HIGHS

Points: 24, Louisville -- 1/19/19
Rebounds: 14, at Arkansas -- 12/19/18
Assists: 5, Florida A&M -- 12/9/18
Steals: 3, at Syracuse -- 1/12/19
Blocks: 5, Incarnate Word -- 11/11/16* ; at Arkansas -- 12/19/18
FG made: 10, Gardner-Webb -- 12/17/18
FG attempts: 17, Louisville -- 1/19/19
FT made: 6, Louisville -- 1/19/19
FT attempts: 9, Louisville -- 1/19/19
Minutes: 38, Notre Dame -- 1/22/19
*at Texas

3 • Evan Cole • F • 6-9 • 217 • So.

- Solid play off the bench in eight games since return from injury - personal bests of 11 points against Kennesaw State, then 16 against USC Upstate, nine points against Wake Forest, eight at Syracuse, seven at Duke
- Has seen his most extensive playing time since the season's first two games (16.1 mpg) ... 22-of-38 from the floor, 6.1 ppg, 3.2 rpg in those nine games
- Versatile frontcourt player who started Tech's first two games this season ... Missed seven of the next nine games recovering from a sprained left ankle suffered in game 2 at Tennessee ... Success comes from hard cutting offensively and crashing the glass at both ends of the floor
- Played in 24 games, averaging 13.8 minutes in those, as a freshman ... Started the last seven games of the season, averaging 27.4 minutes, 5.7 points and 5.3 rebounds (16-32 FG, 4-9 on 3s) ... First career double-double (10/10) vs. Wake Forest in final regular-season game
- Originally signed a letter-of-intent to attend UNC-Wilmington, but received a release when the Seahawks' coach, Kevin Keatts, left to become the head coach at NC State ... Highly skilled player with good athleticism and shooting ability

CAREER HIGHS

Points: 16, USC Upstate -- 1/2/19
Rebounds: 10, Wake Forest -- 3/3/18
Assists: 2, USC Upstate -- 1/2/19 ; at Syracuse -- 1/12/19
Steals: 2, Lamar -- 11/9/18 ; Kennesaw State -- 12/28/18
Blocks: 2, Wake Forest -- 3/3/18 ; Wake Forest -- 1/5/19
FG made: 6, USC Upstate -- 1/2/19
FG attempts: 8, USC Upstate -- 1/2/19 ; Wake Forest -- 3/3/18
3FG made: 2, at Clemson -- 2/24/18
3FG attempts: 3, USC Upstate -- 1/2/19 ; Kennesaw State -- 12/28/18
FT made: 4, Florida A&M -- 12/9/18 ; at Syracuse -- 1/12/19
FT attempts: 6, at Syracuse -- 1/12/19
Minutes: 36, Wake Forest -- 3/3/18

0 • Michael Devoe • G • 6-4 • 188 • Fr.

- Four-star prep prospect with a high IQ who has averaged 30.2 minutes per game ... Tech's fourth-leading scorer overall (8.9 ppg) and in ACC games (9.4 ppg)
- Missed six weeks of preseason practice with an injured right big toe, but has steadily improved since returning to the court
- Averaged 35.4 minutes in ACC games (9th-most), and has shot 44.7 percent from the floor, 8-of-20 from 3-point range in conference play
- Started Tech's last 11 games, beginning Dec. 19 at Arkansas, averaging 34.3 minutes and 10.4 points ... Has shot 46.9 percent from the floor in that stretch
- Scored in double digits eight times, including 11 at Arkansas (3-10 FG, 4-5 FT), a personal-best 16 in his ACC debut vs. Wake Forest (4-6 FG, 3-4 3pt), 11 vs. Notre Dame (4-7 FG), 11 at Duke (5-9 FG)
- Gets steals in bunches (37 total), has blocked 10 shots
- Second on team in free throws made and attempted, hitting 69.6 percent (48-of-69)
- Consensus four-star prospect listed No. 43 nationally and No. 13 at the point guard position by Rivals; No. 45 overall and No. 9 at his position by 247Sports rankings
- Montverde Academy in Orlando, Fla., which compiled a perfect 36-0 record in 2017-18 and a claim to the Geico National Championship title ... Scored 21 points in the title game

CAREER HIGHS

Points: 16, Wake Forest -- 1/5/19
Rebounds: 6, Gardner-Webb -- 12/17/18 ; Virginia Tech -- 1/9/19
Assists: 6, Kennesaw State -- 12/28/18
Steals: 4, East Carolina -- 11/16/18 ; Florida A&M -- 12/9/18 ; Duke -- 1/26/19
Blocks: 2, at Northwestern -- 11/28/18
FG made: 6, Georgia -- 12/22/18
FG attempts: 10, at Arkansas -- 12/19/18 ; Georgia -- 12/22/18
3FG made: 3, Wake Forest -- 1/5/19
3FG attempts: 5, UTRGV -- 11/21/18 ; Notre Dame -- 1/22/19
FT made: 7, UTRGV -- 11/21/18
FT attempts: 8, UTRGV -- 11/21/18 ; Wake Forest -- 1/5/19
Minutes: 39:36, Virginia Tech -- 1/9/19

34 • Abdoulaye Gueye • F • 6-9 • 217 • r-Sr.

- Named is pronounced "ab-doo-LIE - GAY"
- Wiry "stretch-4" forward with long arms who plays on the interior but is quick and athletic enough to defend the wing ... Has a 7-foot, 1-inch wingspan and a 9-foot, 1-inch reach
- Has played very well over his last four games (three of them starts), scoring in double figures in each game and averaging 12.0 points and 6.0 rebounds while hitting 21 off 42 shots from the floor
- Scored 11 against Virginia Tech and 10 at Syracuse before leaving that game early in the second half with cramping issues ... Missed the Clemson game with medical issue related to that
- Returned to the court against Notre Dame, scoring 13 points with eight rebounds in a season-high 37 minutes, then scored team-high 14 points with eight rebounds at Duke ... Went 12-of-28 from the floor in those two games, including a career-high 16 shots taken at Duke
- Matched career-high of 16 points (7-7 FG) with eight rebounds in 19 minutes against Kennesaw State on the eve of the conference season
- Started Tech's first six games this season (6.3 ppg, 4.5 rpg) ... Gave way to James Banks in the starting lineup, but has now given Tech a reliable frontcourt tandem playing alongside Banks
- Disruptive on the defensive end ... Developed into a dependable scorer in the post and a good passer on the offensive end

CAREER HIGHS

Points: 16, at Pittsburgh -- 1/13/18 ; Kennesaw State -- 12/28/18
Rebounds: 9, Yale -- 1/6/18 ; Ohio -- 11/18/16 ; at Louisville -- 2/8/18
Assists: 5, UTRGV -- 11/22/17
Steals: 3, Yale -- 1/6/18 ; East Carolina -- 11/16/18 ; UTRGV -- 11/21/18
Blocks: 5, Syracuse -- 1/31/18 ; Lamar -- 11/9/18
FG made: 7, at Pittsburgh -- 1/13/18 ; Clemson -- 1/28/18 ; Kennesaw State -- 12/28/18 ; Duke -- 1/26/19
FG attempts: 16, Duke -- 1/26/19
3FG made: 2, UTRGV -- 11/22/17
3FG attempts: 3, UTRGV -- 11/22/17
FT made: 6, at Florida State -- 01/24/18 ; at Florida State -- 1/24/18 ; Bethune-Cookman -- 11/19/17
FT attempts: 8, Bethune-Cookman -- 11/19/17 ; UTRGV -- 11/22/17
Minutes: 39, at Louisville -- 2/8/18

BIO UPDATES

13 • Curtis Haywood II • F • 6-5 • 202 • So.

- Gives Tech a legitimate three-point threat, basketball IQ and defensive skills ... Has a 6-foot, 11-inch wingspan
- Tech's fifth-leading scorer (7.3 ppg) with 42 assists (3rd-most on team) and 25 turnovers with 26 steals ... Has 14 games with one or no turnovers this season
- Scored 15 points at Syracuse, hitting 3-of-6 from three-point range, with a career-high seven assists in the Tech victory ... Scored eight (2-3 on 3s) at Clemson ... 1-for-10 from three-point range in last three games
- Scored career-high 18 points (5-9 FG, 3-5 on 3s, 5-6 FT) vs. East Carolina, 12 vs. Gardner-Webb
- Second behind Alvarado in three-pointers made and attempts (34.2 pct. on 79 attempts)
- Long-armed and athletic wing who played 15 games and started seven before missing the last 11 of the season with a stress reaction in his right leg ... Also missed six games in late December
- Averaged 5.3 points and 3.9 rebounds in 15 games last season, hitting 37 percent of his shots from three-point range before being sidelined

CAREER HIGHS

Points: 18, East Carolina -- 11/16/18
Rebounds: 8, Tennessee -- 12/3/17
Assists: 7, at Syracuse -- 1/12/19
Steals: 4, UTRGV -- 11/21/18
Blocks: 2, Louisville -- 1/19/19
FG made: 6, at Syracuse -- 1/12/19
FG attempts: 10, at Syracuse -- 1/12/19
3FG made: 4, Gardner-Webb -- 12/17/18
3FG attempts: 8, Gardner-Webb -- 12/17/18
FT made: 5, East Carolina -- 11/16/18
FT attempts: 6, East Carolina -- 11/16/18
Minutes: 38, at Syracuse -- 1/12/19

12 • Khalid Moore • F • 6-6 • 200 • Fr.

- Athletic and long (7-foot, 0.5-inch wingspan) forward with good scoring ability and basketball IQ
- Played 18.2 mpg minutes in 15 games after a DNP vs. Prairie View A&M, starting seven games during that stretch
- Averaged 5.2 points and 1.7 rebounds while hitting 53.2 percent of his shots from the floor and 4-of-8 on three-point FG in those 15 games (20 assists/13 turnovers)
- Career-high 14 points (6-6 FG, 2-2 on 3s) vs. Florida A&M, 10 at Arkansas
- Scored six points with two assists vs. St. John's ... Productive 15 minutes at Northwestern despite scoring just two points (three assists, three rebounds, two steals, and Tech was plus-22 when he was on the floor)
- Scored six points, all from the free throw line, in his ACC debut against Wake Forest (4-4 in final minute)
- Gives Tech two New York natives on the roster ... Came from the same high school (Archbishop Molloy) as Yellow Jackets' legendary point guard Kenny Anderson, and played on the same AAU team as teammate Jose Alvarado
- Rated a three-star prospect by most services, though he was a 4-star by ESPN

CAREER HIGHS

Points: 14, Florida A&M -- 12/9/18
Rebounds: 4, UTRGV -- 11/21/18
Assists: 3, at Northwestern -- 11/28/18 ; at Arkansas -- 12/19/18
Steals: 2, at Northwestern -- 11/28/18 ; Florida A&M -- 12/9/18 ; Wake Forest -- 1/5/19
Blocks: 1, Georgia -- 12/22/18 ; Florida A&M -- 12/9/18
FG made: 6, Florida A&M -- 12/9/18
FG attempts: 7, at Arkansas -- 12/19/18 ; Georgia -- 12/22/18
3FG made: 2, Florida A&M -- 12/9/18
3FG attempts: 2, Georgia -- 12/22/18 ; Florida A&M -- 12/9/18
FT made: 6, Wake Forest -- 1/5/19
FT attempts: 6, at Arkansas -- 12/19/18 ; Wake Forest -- 1/5/19
Minutes: 34, at Arkansas -- 12/19/18

24 • Sylvester Ogbonda • C • 6-10 • 237 • r-Jr.

- Last name pronounced "oh-BOND-uh"
- Remains a backup at the center position, but has averaged 7.0 minutes, 2.0 points and 1.9 rebounds in nine games
- Played 23 minutes against Lamar, two more than he logged all of last season, and set career highs of seven points and nine rebounds
- Minutes evaporated once James Banks became eligible (32 total in seven games) ... Played seven minutes at Clemson and three vs. Louisville in absence of Abdoulaye Gueye (2 points, 2 blocks), his first ACC action this season
- Played in just nine games, six in the ACC, last season, but saw 10 minutes against Virginia Tech and scored seven points with four rebounds, all season highs
- Sat out the 2015-16 season as a redshirt ... Long and mobile with excellent athletic ability ... Runs the floor well and is agile around the rim ... Good shot blocker who also blocks out well as a rebounder
- Originally from Nigeria, attended the National Christian Academy in Fort Washington, Md.

CAREER HIGHS

Points: 8, Tusculum -- 2/7/17
Rebounds: 9, Lamar -- 11/9/18
Assists: 4, Lamar -- 11/9/18
Steals: 1, Lamar -- 11/9/18 ; Duke -- 1/26/19
Blocks: 2, at Clemson -- 1/16/19
FG made: 2, Lamar -- 11/9/18
FG attempts: 7, Tusculum -- 2/7/17
FT made: 3, Lamar -- 11/9/18
FT attempts: 5, Lamar -- 11/9/18
Minutes: 23, Lamar -- 11/9/18

2 • Shembari Phillips • G • 6-3 • 202 • r-Jr.

- Sat out last season after transferring from Tennessee, has two years of eligibility with Tech
- Started Tech's first six games, averaging 19.7 minutes, 4.7 points and 1.3 assists per game ... Played in only seven of Tech's last 11 games, but played 10 minutes at Clemson and 22 against Louisville in the absences of Brandon Alston and Jose Alvarado
- Scored 10 points against Lamar with four assists in the season opener
- Has hit 38.5 percent from the floor and 4-of-18 from three-point range
- Part-time starter at Tennessee (24 starts, 64 games) over two years with the Volunteers who shot 37.1 percent from three-point range and 77 percent from the free throw line ... Proved himself to be a capable scorer and established a reputation as a good defender

CAREER HIGHS

Points: 23, at Vanderbilt, 3/1/16
Rebounds: 7 (4 times), last at LSU, 3/1/17
Assists: 7, vs. Georgia Tech, 12/3/16
Steals: 3, Lamar -- 11/9/18*
Blocks: 1 (11 times), last vs St. John's -- 12/1/18*
FG made: 8, at Vanderbilt, 3/1/16
FG attempts: 17, at Vanderbilt, 3/1/16
3FG made: 4, at Vanderbilt, 3/1/16
3FG attempts: 5, at Vanderbilt, 3/1/16 ; Missouri, 2/18/17
FT made: 9, vs. Texas A&M, 1/9/16
FT attempts: 10, vs. Texas A&M, 1/9/16
Minutes: 38, vs. LSU, 2/20/16
*with Georgia Tech

BIO UPDATES

35 • Kristian Sjolund • F • 6-7 • 200 • Fr.

- Successful and versatile high school performer with international experience
- Has the ability to stretch the floor with his jump shot, has impressive shot mechanics, a smooth shooting motion and deep range on his shot ... Runs the floor well, has good athleticism, hands and footwork ... Has a 6-foot, 10.25-inch wingspan
- Played in 11 games, with his most extensive court time coming against East Carolina (11 minutes, two points, three rebounds) ... 11 minutes total against Clemson and Louisville when Tech missed three players
- Played with Norway in the 2015 FIBA U16 European Championships, averaging 18.7 points and 5.9 rebounds a game; then in 2017, he played in the U18 Nordic Championship and scored 7.2 points a game

CAREER HIGHS

Points: 3, Florida A&M -- 12/9/18
Rebounds: 3, East Carolina -- 11/16/18
Assists: 1, Lamar -- 11/9/18 ; Kennesaw State -- 12/28/18
FG made: 1, Florida A&M -- 12/9/18
FG attempts: 3, Florida A&M -- 12/9/18
3FG made: 1, Florida A&M -- 12/9/18 ; Duke -- 1/26/19
3FG attempts: 2, East Carolina -- 11/16/18 ; UTRGV -- 11/21/18 ; Florida A&M -- 12/9/18
FT made: 2, East Carolina -- 11/16/18
FT attempts: 2, East Carolina -- 11/16/18
Minutes: 11, East Carolina -- 11/16/18

5 • Moses Wright • F • 6-9 • 217 • So.

- Raw, but athletic frontcourt player who has played basketball competitively only since age 14 before signing with Tech in spring of 2017 ... With development, has the ability to impact the game at both ends with his shooting, rebounding and shot-blocking ability
- Started 14 games, initially replacing the injured Evan Cole (who started Tech's first two games), before a DNP at Syracuse
- Played 21 minutes off the bench at Clemson and started against Louisville with Abdoulaye Gueye absent (16 points, seven rebounds, 7-12 FG)
- Scored 11 points vs. UTRGV (5-8 FG), 12 points (5-8 FG) vs. St. John's, 10 (5-8 FG) vs. Kennesaw State
- Averaging 17.2 minutes this season, 5.4 points and 3.4 rebounds, 44.4 percent from the floor
- Averaged 23.1 minutes over Tech's final eight games (five starts) as a freshman ... Averaged 4.3 points and 4.9 rebounds
- Grew four inches and added 40 pounds after his sophomore year in high school... has a 6-foot, 11.25-inch wingspan
- First North Carolina native to sign with Tech since Anthony Morrow (Charlotte), who played at Tech from 2004-08 and was an eight-year NBA veteran

CAREER HIGHS

Points: 19, Florida A&M -- 12/17/17
Rebounds: 8, Bethune-Cookman -- 11/19/17 ; Virginia Tech -- 2/17/18
Assists: 5, Kennesaw State -- 12/28/18
Steals: 3, at Tennessee -- 11/13/18
Blocks: 1, 7 times
FG made: 8, Florida A&M -- 12/17/17
FG attempts: 10, at Clemson -- 2/24/18
3FG made: 1, at Tennessee -- 11/13/18 ; East Carolina -- 11/16/18
3FG attempts: 4, Virginia Tech -- 2/17/18
FT made: 2, 4 times
FT attempts: 7, Florida A&M -- 12/17/17
Minutes: 35, at Virginia -- 2/21/18

11 • Evan Jester • F • 6-6 • 191 • So.

- All-state wing forward from suburban Atlanta and one of the top prep programs in the state of Georgia who joined the Yellow Jackets' program as a non-scholarship player for the fall 2017 term
- Played four seasons of basketball at Sandy Creek High School, helping lead the Patriots to a 23-8 record and a berth in the semifinals of the Georgia state AAAA playoffs
- Named to the Georgia Athletic Coaches Association AAAA all-state team and all-region player of the year, also to the all-state team named by Hoopseen

45 • Shaheed Medlock • G • 6-5 • 196 • Jr.

- Non-(athletic)-scholarship player who enrolled at Tech and joined the basketball program in the summer of 2016 ... Was not on the team in 2017-18, but returned this fall ...
- Attending Tech on a Bill Gates Millennium Scholarship
- Earned a reputation as an outstanding defensive player in high school

55 • Malachi Rice • G • 6-0 • 186 • So.

- Left-handed point guard who played four years, lettering in three, on the varsity team at Brebeuf Jesuit Preparatory School ... Led Brebeuf to Circle City Conference championships twice
- Older brother Solomon is a distance runner on the track team at Columbia University .. Twin brother Isaiah is a freshman walk-on basketball player at Vanderbilt ... His uncle, Kenneth Rice, played basketball at Alabama from 1988-91

MISCELLANEOUS

Starting Lineups

Game	C	F	G	G	G
N9 LAMAR	Gueye	Cole	Phillips	Haywood II	Alvarado
N13 at Tennessee	Gueye	Cole	Phillips	Haywood II	Alvarado
N16 EAST CAROLINA	Gueye	Wright	Phillips	Haywood II	Alvarado
N21 UT RIO GRANDE VALLEY	Gueye	Wright	Phillips	Haywood II	Alston
N23 PRAIRIE VIEW A&M	Gueye	Wright	Phillips	Haywood II	Alvarado
N28 at Northwestern	Gueye	Wright	Phillips	Haywood II	Alvarado
D1 vs. St. John's	Banks III	Wright	Alston	Haywood II	Alvarado
D9 FLORIDA A&M	Banks III	Wright	Alston	Haywood II	Alvarado
D17 GARDNER-WEBB	Banks III	Wright	Alston	Haywood II	Alvarado
D19 at Arkansas	Banks III	Wright	Devoe	Moore	Alvarado
D22 GEORGIA	Banks III	Wright	Devoe	Moore	Alvarado
D28 KENNESAW STATE	Banks III	Wright	Devoe	Moore	Alvarado
J2 USC UPSTATE	Banks III	Wright	Devoe	Moore	Alvarado
J5 WAKE FOREST	Banks III	Wright	Devoe	Moore	Alvarado
J9 VIRGINIA TECH	Banks III	Wright	Devoe	Moore	Alvarado
J12 at Syracuse	Banks III	Gueye	Devoe	Haywood II	Alvarado
J16 at Clemson	Banks III	Cole	Devoe	Haywood II	Alvarado
J19 LOUISVILLE	Banks III	Wright	Devoe	Haywood II	Moore
J22 NOTRE DAME	Banks III	Gueye	Devoe	Haywood II	Alvarado
J26 at Duke	Banks III	Gueye	Devoe	Haywood II	Alvarado
J29 NORTH CAROLINA					
F2 at Florida State					
F6 CLEMSON					
F10 at Notre Dame					
F13 at Virginia Tech					
F16 FLORIDA STATE					
F20 PITTSBURGH					
F23 at Miami					
F27 at Virginia					
M3 BOSTON COLLEGE					
M6 at NC State					

Specialty Stats (GT/Opp)

Game	Paint	OffTO	2ndCh	FBreak	Bench
N9 LAMAR	38/30	22/18	9/7	16/21	41/27
N13 at Tennessee	20/22	12/6	11/10	0/4	34/4
N16 EAST CAROLINA	24/28	16/18	8/8	19/18	35/24
N21 UT RIO GRANDE VALLEY	30/16	19/4	5/10	19/3	31/16
N23 PRAIRIE VIEW A&M	36/22	19/10	2/5	15/6	25/9
N28 at Northwestern	32/26	12/17	12/14	9/13	27/12
D1 vs. St. John's	38/28	7/13	8/10	12/11	11/2
D9 FLORIDA A&M	32/16	31/10	7/6	17/11	36/17
D17 GARDNER-WEBB	36/48	6/9	14/10	19/9	8/20
D19 at Arkansas	30/26	13/23	15/3	11/11	10/14
D22 GEORGIA	32/38	14/9	17/9	13/17	14/26
D28 KENNESAW STATE	50/14	27/13	6/1	28/14	45/33
J2 USC UPSTATE	46/24	11/17	5/10	22/14	45/24
J5 WAKE FOREST	34/28	14/16	8/16	15/20	31/10
J9 VIRGINIA TECH	18/20	14/19	1/7	10/14	18/7
J12 at Syracuse	36/16	17/28	8/11	11/9	8/9
J16 at Clemson	32/26	9/17	2/6	2/4	18/10
J19 LOUISVILLE	34/38	10/16	2/5	8/24	5/25
J22 NOTRE DAME	32/24	14/12	9/18	12/8	7/22
J26 at Duke	40/38	9/24	9/13	8/7	12/5
J29 NORTH CAROLINA					
F2 at Florida State					
F6 CLEMSON					
F10 at Notre Dame					
F13 at Virginia Tech					
F16 FLORIDA STATE					
F20 PITTSBURGH					
F23 at Miami					
F27 at Virginia					
M3 BOSTON COLLEGE					
M6 at NC State					
Georgia Tech averages	33.5	15.6	8.1	13.3	23.1
Opponent averages	26.4	15.2	9.1	11.9	15.8

Miscellaneous

Opponent	Uniform Color	Tip	Large Lead	Large Deficit	Ties	Lead Changes	GT Led	Opp Led	Game Tied	1st GT Subs	On the Floor at the End
N9 LAMAR	White	LU	28	--	--	--	37:37	--	2:23	Alston for Haywood, 14:28	Alston, Alvarado, Devoe, Haywood II, Wright
N13 at Tennessee	Navy	UT	2	15	1	1	0:56	37:20	1:44	Alston, Devoe, Ogbonda, Wright – 15:58-1st half	Alston, Devoe, Moore, Ogbonda, Sjolund
N16 EAST CAROLINA	White	ECU	32	5	2	5	29:31	9:03	1:26	Alston, Banks, Devoe – 15:04-1st half	Jester, Medlock, Ogbonda, Rice, Schafer
N21 UTRGV	White	GT	35	--	--	--	38:35	--	1:25	Alvarado, Banks, Devoe – 14:08-1st half	Jester, Moore, Ogbonda, Schafer, Sjolund
N23 PRAIRIE VIEW A&M	White	GT	11	10	2	1	10:36	26:54	2:30	Alston, Banks – 16:48-1st half	Alvarado, Alston, Haywood II, Gueye, Banks
N28 at Northwestern	White	NU	--	28	1	--	--	38:27	1:33	Banks - 19:09-1st half	Alston, Alvarado, Devoe, Moore, Gueye
D1 vs. St. John's	White	GT	16	8	2	3	23:30	15:39	0:51	Devoe, Gueye, Moore – 14:21-1st half	Alston, Alvarado, Phillips, Wright, Banks III
D9 FLORIDA A&M	White	FAMU	35	--	1	--	37:33	--	2:27	Gueye – 15:56-1st half	Cole, Gueye, Ogbonda, Phillips, Sjolund
D17 GARDNER-WEBB	White	GT	4	13	4	7	3:43	33:21	2:56	Devoe, Moore, Gueye – 14:40-1st half	Alvarado, Alston, Devoe, Moore, Banks III
D19 at Arkansas	Gold	ARK	11	5	5	11	23:38	11:45	4:37	Alston, Gueye – 14:07-1st half	Alston, Alvarado, Devoe, Moore, Banks III
D22 GEORGIA	White	UGA	--	16	2	--	--	35:49	4:11	Alston – 14:50-1st half	Alvarado, Alston, Devoe, Haywood II, Banks III
D28 KENNESAW STATE	White	GT	36	--	--	--	38:02	--	1:58	Haywood II – 12:44-1st half	Cole, Medlock, Phillips, Sjolund, Ogbonda
J2 USC UPSTATE	White	GT	19	4	3	7	29:57	5:51	4:12	Alston, Gueye – 16:57-1st half	Alston, Cole, Phillips, Sjolund, Wright
J5 WAKE FOREST	White	GT	14	--	--	1	38:50	--	1:10	Alston, Haywood, Gueye – 13:03-1st half	Alvarado, Devoe, Moore, Cole, Banks III
J9 VIRGINIA TECH	White	GT	2	10	2	3	0:44	36:56	2:50	Alston – 18:23-1st half	Alvarado, Devoe, Alston, Gueye, Banks III
J12 at Syracuse	Gold	GT	18	5	4	7	25:39	9:02	5:19	Cole, Moore – 13:01-1st half	Alvarado, Haywood II, Moore, Cole, Banks III
J16 at Clemson	White	GT	--	19	--	--	--	39:42	0:18	Wright – 18:26-1st half	Cole, Moore, Ogbonda, Sjolund, Wright
J19 LOUISVILLE	White	GT	2	38	1	1	0:22	38:24	1:14	Phillips – 17:47-1st half	Phillips, Moore, Sjolund, Wright, Ogbonda
J22 NOTRE DAME	White	GT	11	2	6	8	30:20	6:39	3:01	Cole, Moore, Phillips, Wright – 10:42-1st half	Alvarado, Devoe, Moore, Gueye, Banks III
J26 at Duke	Navy	DU	18	8	4	4	7:03	30:01	2:01	Ogbonda – 16:12-1st half	Haywood, Phillips, Ogbonda, Sjolund, Wright
J29 NORTH CAROLINA											
F2 at Florida State											
F6 CLEMSON											
F10 at Notre Dame											
F13 at Virginia Tech											
F16 FLORIDA STATE											
F20 PITTSBURGH											
F23 at Miami											
F27 at Virginia											
M3 BOSTON COLLEGE											
M6 at NC State											

2018-19 Georgia Tech Basketball
Georgia Tech Combined Team Statistics (as of Jan 28, 2019)
All games

Overall record: 11-9 Conf: 3-4 Home: 9-4 Away: 2-4 Neutral: 0-1

##	Player	gp-gs	min	avg	Total		3-Point		F-Throw		Rebounds				pf	dq	a	to	blk	stl	pts	avg
					fg-fga	fg%	3fg-fga	3fg%	ft-fa	ft%	off	def	tot	avg								
10	Alvarado, Jose	19-18	633	33.3	87-205	.424	28-95	.295	54-71	.761	9	65	74	3.9	47	1	63	49	2	35	256	13.5
01	Banks III, James	19-14	548	28.8	81-141	.574	0-0	.000	44-66	.667	56	86	142	7.5	56	3	25	47	46	9	206	10.8
04	Alston, Brandon	16-4	343	21.4	49-102	.480	18-44	.409	37-45	.822	4	28	32	2.0	31	0	21	28	2	7	153	9.6
00	Devoe, Michael	20-11	604	30.2	57-133	.429	16-50	.320	48-69	.696	5	57	62	3.1	39	1	48	45	10	37	178	8.9
13	Haywood II, Curtis	19-14	431	22.7	47-115	.409	28-82	.341	17-21	.810	6	42	48	2.5	26	1	42	25	3	26	139	7.3
34	Gueye, Abdoulaye	18-9	303	16.8	48-96	.500	1-5	.200	18-30	.600	23	51	74	4.1	40	2	16	25	19	12	115	6.4
05	Wright, Moses	19-14	327	17.2	44-99	.444	2-16	.125	13-30	.433	9	56	65	3.4	25	0	16	20	8	9	103	5.4
03	Cole, Evan	13-3	169	13.0	23-46	.500	3-15	.200	15-22	.682	5	30	35	2.7	22	0	8	12	4	8	64	4.9
12	Moore, Khalid	19-7	311	16.4	27-54	.500	4-9	.444	28-39	.718	5	27	32	1.7	35	0	23	15	2	10	86	4.5
02	Phillips, Shembari	16-6	202	12.6	15-39	.385	4-18	.222	7-9	.778	0	20	20	1.3	24	0	15	16	3	6	41	2.6
24	Ogbonda, Sylvester	9-0	63	7.0	6-17	.353	0-0	.000	6-10	.600	7	10	17	1.9	13	1	4	6	3	2	18	2.0
35	Sjolund, Kristian	11-0	55	5.0	2-11	.182	2-10	.200	3-4	.750	0	5	5	0.5	13	0	2	5	0	0	9	0.8
11	Jester, Evan	2-0	3	1.5	0-0	.000	0-0	.000	0-2	.000	0	1	1	0.5	0	0	0	1	0	0	0	0.0
32	Schafer, Avi	2-0	4	2.0	0-0	.000	0-0	.000	0-0	.000	2	0	2	1.0	1	0	0	0	0	0	0	0.0
45	Medlock, Shaheed	2-0	2	1.0	0-0	.000	0-0	.000	0-0	.000	0	0	0	0.0	1	0	0	0	0	0	0	0.0
55	Rice, Malachi	2-0	2	1.0	0-1	.000	0-0	.000	0-0	.000	0	0	0	0.0	1	0	0	0	0	0	0	0.0
Team											29	44	73				11					
Total.....		20	4000		486-1059	.459	106-344	.308	290-418	.694	160	522	682	34.1	374	9	283	305	102	161	1368	68.4
Opponents.....		20	4001		440-1143	.385	112-422	.265	280-412	.680	227	465	692	34.6	371	5	258	287	57	147	1272	63.6

TEAM STATISTICS	GT	OPP	Date	Opponent	Score	Att.
SCORING	1368	1272	11/9/18	LAMAR	w 88-69	4691
Points per game	68.4	63.6	11/13/18	at Tennessee	L 53-66	16219
Scoring margin	+4.8	-	11/16/18	EAST CAROLINA	w 79-54	4922
FIELD GOALS-ATT	486-1059	440-1143	11/21/18	UTRGV	w 72-44	4175
Field goal pct	.459	.385	11/23/18	PRAIRIE VIEW	w 65-54	4306
3 POINT FG-ATT	106-344	112-422	# 11/28/18	at Northwestern	L 61-67	6378
3-point FG pct	.308	.265	+ 12/1/18	vs St. John's	L 73-76	5749
3-pt FG made per game	5.3	5.6	12/9/18	FLORIDA A&M	w 73-40	4951
FREE THROWS-ATT	290-418	280-412	12/17/18	GARDNER-WEBB	L 69-79	4268
Free throw pct	.694	.680	12/19/18	at Arkansas	w 69-65	14368
F-Throws made per game	14.5	14.0	12/22/18	GEORGIA	L 59-70	8600
REBOUNDS	682	692	12/28/18	KENNESAW STATE	w 87-57	5589
Rebounds per game	34.1	34.6	1/2/19	USC UPSTATE	w 79-63	4397
Rebounding margin	-0.5	-	* 1/5/19	WAKE FOREST	w 92-79	6397
ASSISTS	283	258	* 1/9/19	VIRGINIA TECH	L 49-52	6166
Assists per game	14.2	12.9	* 1/12/19	at Syracuse	w 73-59	19257
TURNOVERS	305	287	* 1/16/19	at Clemson	L 60-72	6693
Turnovers per game	15.3	14.4	* 1/19/19	LOUISVILLE	L 51-79	8600
Turnover margin	-0.9	-	* 1/22/19	NOTRE DAME	w 63-61	5861
Assist/turnover ratio	0.9	0.9	* 1/26/19	at Duke	L 53-66	9314
STEALS	161	147				
Steals per game	8.1	7.4				
BLOCKS	102	57				
Blocks per game	5.1	2.9				
ATTENDANCE	72923	77978				
Home games-Avg/Game	13-5609	6-12038				
Neutral site-Avg/Game	-	1-5749				

* = Conference game
= ACC/Big Ten Challenge
+ = Miami Hoophall Invitational

Score by Periods	1st	2nd	Totals
Georgia Tech	628	740	1368
Opponents	571	701	1272

2018-19 Georgia Tech Basketball
Georgia Tech Combined Team Statistics (as of Jan 28, 2019)
ACC games only

RECORD:	OVERALL	HOME	AWAY	NEUTRAL
ALL GAMES	3-4	2-2	1-2	0-0
CONFERENCE	3-4	2-2	1-2	0-0
NON-CONFERENCE	0-0	0-0	0-0	0-0

#	Player	gp-gs	min	avg	Total		3-Point		F-Throw		Rebounds				pf	dq	a	to	blk	stl	pts	avg
					fg-fga	fg%	3fg-fga	3fg%	ft-fa	ft%	off	def	tot	avg								
10	Alvarado, Jose	6-6	226	37.7	24-57	.421	11-28	.393	26-33	.788	2	22	24	4.0	15	0	24	19	0	11	85	14.2
01	Banks III, James	7-7	234	33.4	41-72	.569	0-0	.000	16-23	.696	13	27	40	5.7	22	1	9	21	17	4	98	14.0
34	Gueye, Abdoulaye	5-3	126	25.2	22-45	.489	1-4	.250	6-13	.462	10	16	26	5.2	17	1	3	10	5	4	51	10.2
00	Devoe, Michael	7-7	248	35.4	21-47	.447	8-20	.400	16-29	.552	2	22	24	3.4	12	0	18	19	1	16	66	9.4
04	Alston, Brandon	3-0	39	13.0	6-12	.500	1-6	.167	8-8	1.000	0	3	3	1.0	5	0	1	4	0	0	21	7.0
13	Haywood II, Curtis	6-5	158	26.3	12-34	.353	7-23	.304	4-4	1.000	3	16	19	3.2	6	0	15	11	3	13	35	5.8
03	Cole, Evan	7-1	98	14.0	11-23	.478	1-7	.143	5-10	.500	4	17	21	3.0	15	0	4	10	3	4	28	4.0
05	Wright, Moses	6-3	86	14.3	11-21	.524	0-4	.000	2-6	.333	1	16	17	2.8	8	0	5	8	1	2	24	4.0
12	Moore, Khalid	7-3	118	16.9	8-14	.571	1-2	.500	8-15	.533	1	11	12	1.7	16	0	8	5	0	4	25	3.6
35	Sjolund, Kristian	3-0	12	4.0	1-2	.500	1-2	.500	1-2	.500	0	0	0	0.0	3	0	0	1	0	0	4	1.3
24	Ogbonda, Sylvester	3-0	14	4.7	1-4	.250	0-0	.000	0-0	.000	1	1	2	0.7	1	0	0	1	2	1	2	0.7
02	Phillips, Shembari	5-0	41	8.2	1-5	.200	0-2	.000	0-0	.000	0	4	4	0.8	4	0	3	2	2	2	2	0.4
Team											9	21	30					4				
Total.....		7	1400		159-336	.473	31-98	.316	92-143	.643	46	176	222	31.7	124	2	90	115	34	61	441	63.0
Opponents.....		7	1400		165-424	.389	44-173	.254	94-124	.758	92	159	251	35.9	122	1	98	88	23	51	468	66.9

TEAM STATISTICS	GT	OPP	Date	Opponent	Score	Att.
SCORING	441	468	*	1/5/19	WAKE FOREST	W 92-79 6397
Points per game	63.0	66.9	*	1/9/19	VIRGINIA TECH	L 49-52 6166
Scoring margin	-3.9	-	*	1/12/19	at Syracuse	W 73-59 19257
FIELD GOALS-ATT	159-336	165-424	*	1/16/19	at Clemson	L 60-72 6693
Field goal pct	.473	.389	*	1/19/19	LOUISVILLE	L 51-79 8600
3 POINT FG-ATT	31-98	44-173	*	1/22/19	NOTRE DAME	W 63-61 5861
3-point FG pct	.316	.254	*	1/26/19	at Duke	L 53-66 9314
3-pt FG made per game	4.4	6.3				
FREE THROWS-ATT	92-143	94-124				
Free throw pct	.643	.758				
F-Throws made per game	13.1	13.4				
REBOUNDS	222	251				
Rebounds per game	31.7	35.9				
Rebounding margin	-4.1	-				
ASSISTS	90	98				
Assists per game	12.9	14.0				
TURNOVERS	115	88				
Turnovers per game	16.4	12.6				
Turnover margin	-3.9	-				
Assist/turnover ratio	0.8	1.1				
STEALS	61	51				
Steals per game	8.7	7.3				
BLOCKS	34	23				
Blocks per game	4.9	3.3				
ATTENDANCE	27024	35264				
Home games-Avg/Game	4-6756	3-11755				
Neutral site-Avg/Game	-	0-0				

* = Conference game
= ACC/Big Ten Challenge
+ = Miami Hoophall Invitational

Score by Periods	1st	2nd	Totals
Georgia Tech	187	254	441
Opponents	218	250	468

2018-19 Georgia Tech Basketball
Georgia Tech Points-Rebounds-Assists (as of Jan 28, 2019)
All games

Opponent	Date	Score		00 DEVOE,MICH	01 BANKS III,	02 PHILLIPS,S	03 COLE,EVAN	04 ALSTON,BRA	05 WRIGHT,MOS	10 ALVARADO,J
LAMAR	11/9/18	88-69	w	9-1-2	DNP	10-4-4	5-2-1	17-0-2	8-4-1	14-3-5
at Tennessee	11/13/18	53-66	L	0-2-0	5-7-0	2-1-1	0-3-0	16-4-1	7-3-1	8-1-1
EAST CAROLINA	11/16/18	79-54	w	13-1-0	5-6-1	5-0-2	DNP	9-3-1	6-6-0	9-4-6
UTRGV	11/21/18	72-44	w	14-2-5	2-8-1	6-0-0	DNP	9-2-0	11-4-1	12-3-3
PRAIRIE VIEW	11/23/18	65-54	w	6-4-3	5-9-0	5-1-0	DNP	14-2-0	4-2-0	15-3-6
at Northwestern	11/28/18	61-67	L	7-4-2	12-12-0	0-2-1	DNP	6-2-2	1-1-0	24-3-0
vs St. John's	12/1/18	73-76	L	5-2-1	14-12-1	0-4-0	DNP	14-4-2	12-3-0	17-3-4
FLORIDA A&M	12/9/18	73-40	w	8-2-3	6-4-5	5-4-0	4-0-0	15-3-1	5-4-0	4-2-1
GARDNER-WEBB	12/17/18	69-79	L	2-6-4	22-12-0	0-0-0	0-1-0	4-3-5	4-5-1	19-3-1
at Arkansas	12/19/18	69-65	w	11-3-2	14-14-3	DNP	DNP	2-0-1	4-4-1	20-9-1
GEORGIA	12/22/18	59-70	L	14-5-0	11-8-1	DNP	DNP	6-1-0	7-4-1	11-8-5
KENNESAW STATE	12/28/18	87-57	w	9-3-6	8-5-1	3-0-3	11-3-1	10-1-4	10-6-5	10-3-2
USC UPSTATE	1/2/19	79-63	w	14-3-2	4-5-3	3-0-1	16-5-2	10-4-1	0-2-0	8-5-4
WAKE FOREST	1/5/19	92-79	w	16-4-4	20-4-2	DNP	9-4-0	14-0-1	6-5-3	13-4-7
VIRGINIA TECH	1/9/19	49-52	L	7-6-3	2-5-2	0-1-0	0-0-0	7-3-0	0-4-1	20-1-4
at Syracuse	1/12/19	73-59	w	5-4-2	16-7-1	DNP	8-8-2	0-0-0	DNP	19-3-2
at Clemson	1/16/19	60-72	L	8-4-1	16-1-0	2-1-0	0-1-0	DNP	9-4-1	10-5-3
LOUISVILLE	1/19/19	51-79	L	8-0-2	24-11-3	0-2-2	4-5-1	DNP	7-3-0	DNP
NOTRE DAME	1/22/19	63-61	w	11-3-5	16-10-0	0-0-0	0-0-0	DNP	0-0-0	16-3-2
at Duke	1/26/19	53-66	L	11-3-1	4-2-1	0-0-1	7-3-1	DNP	2-1-0	7-8-6

Opponent	Date	Score		12 MOORE,KHAL	13 HAYWOOD II	24 OGBONDA,SY	34 GUEYE,ABDO	35 SJOLUND,KR
LAMAR	11/9/18	88-69	w	0-1-1	13-0-4	7-9-4	5-7-1	0-0-1
at Tennessee	11/13/18	53-66	L	4-1-1	2-3-0	2-2-0	7-4-0	0-0-0
EAST CAROLINA	11/16/18	79-54	w	4-1-1	18-3-0	2-3-0	6-4-1	2-3-0
UTRGV	11/21/18	72-44	w	0-4-0	7-7-6	3-1-0	8-4-0	0-1-0
PRAIRIE VIEW	11/23/18	65-54	w	DNP	10-4-3	DNP	6-5-2	DNP
at Northwestern	11/28/18	61-67	L	2-3-3	3-0-0	DNP	6-3-0	DNP
vs St. John's	12/1/18	73-76	L	6-1-2	5-1-1	DNP	0-3-1	DNP
FLORIDA A&M	12/9/18	73-40	w	14-3-0	7-3-2	2-0-0	0-1-1	3-1-0
GARDNER-WEBB	12/17/18	69-79	L	6-1-1	12-1-1	DNP	0-0-0	DNP
at Arkansas	12/19/18	69-65	w	10-3-3	6-2-3	DNP	2-2-0	DNP
GEORGIA	12/22/18	59-70	L	2-1-1	6-0-1	DNP	2-2-0	0-0-0
KENNESAW STATE	12/28/18	87-57	w	5-1-1	5-1-2	0-0-0	16-8-3	0-0-1
USC UPSTATE	1/2/19	79-63	w	8-0-1	10-4-4	DNP	6-5-4	0-0-0
WAKE FOREST	1/5/19	92-79	w	6-2-2	5-2-1	DNP	3-2-0	DNP
VIRGINIA TECH	1/9/19	49-52	L	2-3-2	DNP	DNP	11-6-0	DNP
at Syracuse	1/12/19	73-59	w	0-0-1	15-4-7	DNP	10-2-1	DNP
at Clemson	1/16/19	60-72	L	5-1-0	8-0-2	2-1-0	DNP	0-0-0
LOUISVILLE	1/19/19	51-79	L	5-3-2	2-5-3	0-0-0	DNP	1-0-0
NOTRE DAME	1/22/19	63-61	w	7-2-1	0-3-1	DNP	13-8-2	DNP
at Duke	1/26/19	53-66	L	0-1-0	5-5-1	0-1-0	14-8-0	3-0-0

2018-19 Georgia Tech Basketball
Georgia Tech Team Game-by-Game Comparison (as of Jan 28, 2019)
All games

Opponent	1st	2nd	Score	Mar	Total FG	FG Pct	3-Pointers	3FG Pct	Free Throws	FT Pct	Rebounds	Assist	T/Over	Block	Steal	Fouls
LAMAR	44/22	44/47	88-69	+19	32-63/23-60	.508/.383	12-30/5-16	.400/.313	12-21/18-33	.571/.545	35/38 (3)	26/13	15/19	8/0	10/11	24/20
Tennessee	25/33	28/33	53-66	(13)	16-58/19-48	.276/.396	3-19/4-12	.158/.333	18-21/24-38	.857/.632	37/44 (7)	5/12	14/13	2/4	6/6	30/19
EAST CAROLINA	40/24	39/30	79-54	+25	26-53/21-59	.491/.356	9-17/2-17	.529/.118	18-25/10-19	.720/.526	37/37 -	12/7	18/21	5/4	13/8	17/22
UTRGV	42/11	30/33	72-44	+28	22-51/12-53	.431/.226	6-21/4-22	.286/.182	22-35/16-33	.629/.485	42/41 +1	16/10	11/16	6/1	12/5	21/26
PRAIRIE VIEW	26/27	39/27	65-54	+11	24-51/18-48	.471/.375	4-17/5-18	.235/.278	13-20/13-16	.650/.813	31/29 +2	14/8	11/15	4/0	4/5	17/19
Northwestern	20/40	41/27	61-67	(6)	20-53/23-54	.377/.426	4-12/7-20	.333/.350	17-24/14-21	.708/.667	33/34 (1)	8/16	14/15	6/4	9/9	21/21
St. John's	38/29	35/47	73-76	(3)	24-53/22-58	.453/.379	4-21/5-19	.190/.263	21-24/27-35	.875/.771	35/30 +5	12/8	16/5	5/0	4/6	25/22
FLORIDA A&M	36/13	37/27	73-40	+33	25-46/16-46	.543/.348	6-15/2-11	.400/.182	17-22/6-11	.773/.545	31/26 +5	13/6	18/25	7/1	12/11	14/21
GARDNER-WEBB	38/45	31/34	69-79	(10)	28-63/31-59	.444/.525	6-23/6-15	.261/.400	7-10/11-15	.700/.733	34/33 +1	13/19	12/9	4/1	5/7	15/10
Arkansas	31/32	38/33	69-65	+4	25-55/24-63	.455/.381	5-17/10-32	.294/.313	14-20/7-9	.700/.778	43/31 +12	14/16	20/16	6/6	8/7	16/17
GEORGIA	19/29	40/41	59-70	(11)	21-65/25-55	.323/.455	3-16/5-18	.188/.278	14-20/15-18	.700/.833	34/41 (7)	9/16	13/16	4/10	4/7	16/20
KENNESAW STATE	49/23	38/34	87-57	+30	35-62/21-51	.565/.412	8-22/6-18	.364/.333	9-10/9-14	.900/.643	33/20 +13	29/17	12/19	4/2	10/4	16/12
USC UPSTATE	33/25	46/38	79-63	+16	29-50/20-65	.580/.308	5-16/7-31	.313/.226	16-23/16-26	.696/.615	35/37 (2)	22/12	16/10	7/1	3/10	18/20
WAKE FOREST	33/28	59/51	92-79	+13	29-52/27-68	.558/.397	6-20/9-22	.300/.409	28-34/16-22	.824/.727	32/33 (1)	20/10	12/13	8/2	11/6	19/23
VIRGINIA TECH	24/29	25/23	49-52	(3)	17-38/17-57	.447/.298	6-16/5-27	.375/.185	9-16/13-19	.563/.684	32/35 (3)	12/12	18/9	4/2	5/3	22/15
Syracuse	27/26	46/33	73-59	+14	25-42/18-57	.595/.316	6-12/7-33	.500/.212	17-27/16-21	.630/.762	32/32 -	16/13	22/19	4/4	15/10	17/19
Clemson	30/35	30/37	60-72	(12)	21-44/27-53	.477/.509	4-11/7-16	.364/.438	14-21/11-14	.667/.786	25/30 (5)	7/13	13/10	7/2	6/5	17/18
LOUISVILLE	16/43	35/36	51-79	(28)	19-50/31-66	.380/.470	1-10/7-24	.100/.292	12-24/10-14	.500/.714	33/43 (10)	13/21	17/11	6/2	6/5	17/22
NOTRE DAME	28/30	35/31	63-61	+2	24-52/21-65	.462/.323	5-19/7-30	.263/.233	10-15/12-15	.667/.800	34/40 (6)	11/15	14/13	2/4	8/9	15/12
Duke	29/27	24/39	53-66	(13)	24-58/24-58	.414/.414	3-10/2-21	.300/.095	2-6/16-19	.333/.842	34/38 (4)	11/14	19/13	3/7	10/13	17/13

Note: Game totals are displayed in the format TEAM/OPPONENT for each category

2018-19 Georgia Tech Basketball
Georgia Tech Individual Game-by-Game (as of Jan 28, 2019)
All games

#00 Devoe, Michael

Opponent	Date	gs	min	Total		3-Pointers		Free throws		Rebounds				pf	a	t/o	blk	stl	pts	avg
				fg-fga	pct	3fg-fga	pct	ft-fa	pct	off	def	tot	avg							
LAMAR	11/9/18		17	3-5	.600	2-4	.500	1-2	.500	0	1	1	1.0	3	2	2	1	1	9	9.0
at Tennessee	11/13/18		21	0-6	.000	0-2	.000	0-0	.000	0	2	2	1.5	1	0	6	0	0	0	4.5
EAST CAROLINA	11/16/18		28	4-4	1.000	2-2	1.000	3-4	.750	0	1	1	1.3	3	0	2	0	4	13	7.3
UTRGV	11/21/18		21	3-8	.375	1-5	.200	7-8	.875	1	1	2	1.5	2	5	1	1	3	14	9.0
PRAIRIE VIEW	11/23/18		34	3-7	.429	0-2	.000	0-0	.000	0	4	4	2.0	4	3	3	1	0	6	8.4
at Northwestern	11/28/18		30	1-5	.200	0-1	.000	5-6	.833	0	4	4	2.3	1	2	1	2	3	7	8.2
vs St. John's	12/1/18		26	2-6	.333	1-4	.250	0-0	.000	0	2	2	2.3	5	1	1	1	0	5	7.7
FLORIDA A&M	12/9/18		23	3-6	.500	1-2	.500	1-1	1.000	0	2	2	2.3	1	3	1	0	4	8	7.8
GARDNER-WEBB	12/17/18		27	0-5	.000	0-2	.000	2-2	1.000	0	6	6	2.7	2	4	2	1	1	2	7.1
at Arkansas	12/19/18	*	33	3-10	.300	1-4	.250	4-5	.800	1	2	3	2.7	1	2	2	0	2	11	7.5
GEORGIA	12/22/18	*	39	6-10	.600	0-0	.000	2-5	.400	1	4	5	2.9	2	0	3	0	0	14	8.1
KENNESAW STATE	12/28/18	*	23	3-6	.500	0-1	.000	3-3	1.000	0	3	3	2.9	2	6	0	1	3	9	8.2
USC UPSTATE	1/2/19	*	34	5-8	.625	0-1	.000	4-4	1.000	0	3	3	2.9	0	2	2	1	0	14	8.6
WAKE FOREST	1/5/19	*	34	4-6	.667	3-4	.750	5-8	.625	1	3	4	3.0	3	4	2	0	1	16	9.1
VIRGINIA TECH	1/9/19	*	40	3-7	.429	1-4	.250	0-2	.000	0	6	6	3.2	1	3	3	0	2	7	9.0
at Syracuse	1/12/19	*	35	1-6	.167	0-3	.000	3-8	.375	1	3	4	3.3	2	2	5	0	4	5	8.8
at Clemson	1/16/19	*	35	2-7	.286	0-2	.000	4-4	1.000	0	4	4	3.3	1	1	1	1	2	8	8.7
LOUISVILLE	1/19/19	*	28	2-5	.400	1-1	1.000	3-4	.750	0	0	0	3.1	2	2	2	0	1	8	8.7
NOTRE DAME	1/22/19	*	39	4-7	.571	2-5	.400	1-2	.500	0	3	3	3.1	2	5	1	0	2	11	8.8
at Duke	1/26/19	*	37	5-9	.556	1-1	1.000	0-1	.000	0	3	3	3.1	1	1	5	0	4	11	8.9
Totals		11	604	57-133	.429	16-50	.320	48-69	.696	5	57	62	3.1	39	48	45	10	37	178	8.9

Games played: 20
Minutes/game: 30.2
Points/game: 8.9
FG Pct: 42.9
3FG Pct: 32.0
FT Pct: 69.6

Rebounds/game: 3.1
Assists/game: 2.4
Turnovers/game: 2.3
Assist/turnover ratio: 1.1
Steals/game: 1.9
Blocks/game: 0.5

#01 Banks III, James

Opponent	Date	gs	min	Total		3-Pointers		Free throws		Rebounds				pf	a	t/o	blk	stl	pts	avg
				fg-fga	pct	3fg-fga	pct	ft-fa	pct	off	def	tot	avg							
at Tennessee	11/13/18		16	1-2	.500	0-0	.000	3-4	.750	2	5	7	7.0	5	0	1	1	0	5	5.0
EAST CAROLINA	11/16/18		16	1-5	.200	0-0	.000	3-4	.750	1	5	6	6.5	4	1	0	3	0	5	5.0
UTRGV	11/21/18		19	1-2	.500	0-0	.000	0-0	.000	2	6	8	7.0	2	1	4	3	0	2	4.0
PRAIRIE VIEW	11/23/18		30	2-4	.500	0-0	.000	1-4	.250	3	6	9	7.5	3	0	2	3	0	5	4.3
at Northwestern	11/28/18		27	6-8	.750	0-0	.000	0-0	.000	4	8	12	8.4	5	0	1	3	0	12	5.8
vs St. John's	12/1/18	*	33	5-5	1.000	0-0	.000	4-6	.667	4	8	12	9.0	2	1	3	1	0	14	7.2
FLORIDA A&M	12/9/18	*	27	1-4	.250	0-0	.000	4-6	.667	3	1	4	8.3	2	5	1	4	1	6	7.0
GARDNER-WEBB	12/17/18	*	34	10-14	.714	0-0	.000	2-5	.400	8	4	12	8.8	2	0	4	1	2	22	8.9
at Arkansas	12/19/18	*	34	5-7	.714	0-0	.000	4-4	1.000	8	6	14	9.3	3	3	4	5	1	14	9.4
GEORGIA	12/22/18	*	36	3-8	.375	0-0	.000	5-6	.833	4	4	8	9.2	4	1	2	2	0	11	9.6
KENNESAW STATE	12/28/18	*	19	4-8	.500	0-0	.000	0-0	.000	3	2	5	8.8	0	1	1	0	1	8	9.5
USC UPSTATE	1/2/19	*	23	1-2	.500	0-0	.000	2-4	.500	1	4	5	8.5	2	3	3	3	0	4	9.0
WAKE FOREST	1/5/19	*	35	9-11	.818	0-0	.000	2-3	.667	1	3	4	8.2	0	2	3	3	0	20	9.8
VIRGINIA TECH	1/9/19	*	36	1-5	.200	0-0	.000	0-0	.000	1	4	5	7.9	4	2	2	2	1	2	9.3
at Syracuse	1/12/19	*	37	6-10	.600	0-0	.000	4-6	.667	1	6	7	7.9	4	1	2	3	3	16	9.7
at Clemson	1/16/19	*	32	6-11	.545	0-0	.000	4-4	1.000	1	0	1	7.4	3	0	4	4	0	16	10.1
LOUISVILLE	1/19/19	*	36	9-17	.529	0-0	.000	6-9	.667	5	6	11	7.6	3	3	5	3	0	24	10.9
NOTRE DAME	1/22/19	*	38	8-13	.615	0-0	.000	0-0	.000	3	7	10	7.8	3	0	3	1	0	16	11.2
at Duke	1/26/19	*	20	2-5	.400	0-0	.000	0-1	.000	1	1	2	7.5	5	1	2	1	0	4	10.8
Totals		14	548	81-141	.574	0-0	.000	44-66	.667	56	86	142	7.5	56	25	47	46	9	206	10.8

Games played: 19
Minutes/game: 28.8
Points/game: 10.8
FG Pct: 57.4
FT Pct: 66.7

Rebounds/game: 7.5
Assists/game: 1.3
Turnovers/game: 2.5
Assist/turnover ratio: 0.5
Steals/game: 0.5
Blocks/game: 2.4

2018-19 Georgia Tech Basketball
Georgia Tech Individual Game-by-Game (as of Jan 28, 2019)
All games

#02 Phillips, Shembari

Opponent	Date	gs	min	Total		3-Pointers		Free throws		Rebounds				pf	a	t/o	blk	stl	pts	avg
				fg-fga	pct	3fg-fga	pct	ft-fa	pct	off	def	tot	avg							
LAMAR	11/9/18	*	25	4-7	.571	1-3	.333	1-1	1.000	0	4	4	4.0	2	4	3	0	3	10	10.0
at Tennessee	11/13/18	*	22	1-4	.250	0-2	.000	0-1	.000	0	1	1	2.5	3	1	0	0	0	2	6.0
EAST CAROLINA	11/16/18	*	17	2-4	.500	1-2	.500	0-0	.000	0	0	0	1.7	1	2	1	0	1	5	5.7
UTRGV	11/21/18	*	21	2-5	.400	0-3	.000	2-2	1.000	0	0	0	1.3	2	0	1	0	0	6	5.8
PRAIRIE VIEW	11/23/18	*	12	2-5	.400	0-1	.000	1-1	1.000	0	1	1	1.2	3	0	1	0	0	5	5.6
at Northwestern	11/28/18	*	21	0-2	.000	0-0	.000	0-0	.000	0	2	2	1.3	2	1	0	0	0	0	4.7
vs St. John's	12/1/18		8	0-1	.000	0-1	.000	0-0	.000	0	4	4	1.7	0	0	1	1	0	0	4.0
FLORIDA A&M	12/9/18		15	1-2	.500	0-1	.000	3-4	.750	0	4	4	2.0	1	0	6	0	0	5	4.1
GARDNER-WEBB	12/17/18		1	0-0	.000	0-0	.000	0-0	.000	0	0	0	1.8	1	0	0	0	0	0	3.7
at Arkansas	12/19/18	dnp		-	-	-	-	-	-	-	-	-	-	-	-	-	-	-	-	-
KENNESAW STATE	12/28/18		12	1-3	.333	1-2	.500	0-0	.000	0	0	0	1.6	2	3	0	0	0	3	3.6
USC UPSTATE	1/2/19		7	1-1	1.000	1-1	1.000	0-0	.000	0	0	0	1.5	3	1	1	0	0	3	3.5
VIRGINIA TECH	1/9/19		6	0-0	.000	0-0	.000	0-0	.000	0	1	1	1.4	0	0	0	0	0	0	3.3
at Syracuse	1/12/19	dnp		-	-	-	-	-	-	-	-	-	-	-	-	-	-	-	-	-
at Clemson	1/16/19		10	1-2	.500	0-0	.000	0-0	.000	0	1	1	1.4	3	0	0	0	0	2	3.2
LOUISVILLE	1/19/19		22	0-3	.000	0-2	.000	0-0	.000	0	2	2	1.4	1	2	1	1	2	0	2.9
NOTRE DAME	1/22/19		2	0-0	.000	0-0	.000	0-0	.000	0	0	0	1.3	0	0	0	0	0	0	2.7
at Duke	1/26/19		1	0-0	.000	0-0	.000	0-0	.000	0	0	0	1.3	0	1	1	1	0	0	2.6
Totals		6	202	15-39	.385	4-18	.222	7-9	.778	0	20	20	1.3	24	15	16	3	6	41	2.6

Games played: 16
Minutes/game: 12.6
Points/game: 2.6
FG Pct: 38.5
3FG Pct: 22.2
FT Pct: 77.8

Rebounds/game: 1.3
Assists/game: 0.9
Turnovers/game: 1.0
Assist/turnover ratio: 0.9
Steals/game: 0.4
Blocks/game: 0.2

#03 Cole, Evan

Opponent	Date	gs	min	Total		3-Pointers		Free throws		Rebounds				pf	a	t/o	blk	stl	pts	avg
				fg-fga	pct	3fg-fga	pct	ft-fa	pct	off	def	tot	avg							
LAMAR	11/9/18	*	16	1-4	.250	0-1	.000	3-4	.750	0	2	2	2.0	1	1	1	0	2	5	5.0
at Tennessee	11/13/18	*	12	0-2	.000	0-1	.000	0-0	.000	0	3	3	2.5	2	0	0	0	0	0	2.5
vs St. John's	12/1/18	dnp		-	-	-	-	-	-	-	-	-	-	-	-	-	-	-	-	-
FLORIDA A&M	12/9/18		8	0-2	.000	0-0	.000	4-4	1.000	0	0	0	1.7	0	0	1	1	0	4	3.0
GARDNER-WEBB	12/17/18		3	0-0	.000	0-0	.000	0-0	.000	0	1	1	1.5	0	0	0	0	0	0	2.3
at Arkansas	12/19/18	dnp		-	-	-	-	-	-	-	-	-	-	-	-	-	-	-	-	-
KENNESAW STATE	12/28/18		13	5-7	.714	1-3	.333	0-0	.000	0	3	3	1.8	0	1	0	0	2	11	4.0
USC UPSTATE	1/2/19		19	6-8	.750	1-3	.333	3-4	.750	1	4	5	2.3	4	2	0	0	0	16	6.0
WAKE FOREST	1/5/19		15	4-5	.800	1-2	.500	0-0	.000	0	4	4	2.6	4	0	1	2	1	9	6.4
VIRGINIA TECH	1/9/19		6	0-1	.000	0-1	.000	0-0	.000	0	0	0	2.3	1	0	1	0	0	0	5.6
at Syracuse	1/12/19		20	2-2	1.000	0-0	.000	4-6	.667	2	6	8	2.9	2	2	2	0	1	8	5.9
at Clemson	1/16/19	*	7	0-2	.000	0-0	.000	0-0	.000	0	1	1	2.7	2	0	0	0	0	0	5.3
LOUISVILLE	1/19/19		23	2-6	.333	0-2	.000	0-2	.000	0	5	5	2.9	4	1	4	0	1	4	5.2
NOTRE DAME	1/22/19		3	0-0	.000	0-0	.000	0-0	.000	0	0	0	2.7	0	0	0	0	0	0	4.8
at Duke	1/26/19		24	3-7	.429	0-2	.000	1-2	.500	2	1	3	2.7	2	1	2	1	1	7	4.9
Totals		3	169	23-46	.500	3-15	.200	15-22	.682	5	30	35	2.7	22	8	12	4	8	64	4.9

Games played: 13
Minutes/game: 13.0
Points/game: 4.9
FG Pct: 50.0
3FG Pct: 20.0
FT Pct: 68.2

Rebounds/game: 2.7
Assists/game: 0.6
Turnovers/game: 0.9
Assist/turnover ratio: 0.7
Steals/game: 0.6
Blocks/game: 0.3

2018-19 Georgia Tech Basketball
Georgia Tech Individual Game-by-Game (as of Jan 28, 2019)
All games

#04 Alston, Brandon

Opponent	Date	gs	min	Total		3-Pointers		Free throws		Rebounds				pf	a	t/o	blk	stl	pts	avg
				fg-fga	pct	3fg-fga	pct	ft-fa	pct	off	def	tot	avg							
LAMAR	11/9/18		19	6-10	.600	4-5	.800	1-4	.250	0	0	0	0.0	0	2	1	0	0	17	17.0
at Tennessee	11/13/18		24	4-8	.500	0-1	.000	8-8	1.000	1	3	4	2.0	2	1	1	0	2	16	16.5
EAST CAROLINA	11/16/18		21	3-6	.500	1-1	1.000	2-2	1.000	1	2	3	2.3	0	1	2	0	0	9	14.0
UTRGV	11/21/18	*	26	3-5	.600	0-1	.000	3-4	.750	0	2	2	2.3	2	0	2	0	0	9	12.8
PRAIRIE VIEW	11/23/18		28	4-8	.500	2-3	.667	4-5	.800	0	2	2	2.2	1	0	0	0	0	14	13.0
at Northwestern	11/28/18		26	2-8	.250	1-3	.333	1-3	.333	0	2	2	2.2	2	2	2	0	1	6	11.8
vs St. John's	12/1/18	*	27	4-8	.500	3-4	.750	3-3	1.000	1	3	4	2.4	4	2	4	1	1	14	12.1
FLORIDA A&M	12/9/18	*	25	5-8	.625	1-3	.333	4-4	1.000	0	3	3	2.5	3	1	1	0	2	15	12.5
GARDNER-WEBB	12/17/18	*	36	2-9	.222	0-3	.000	0-0	.000	0	3	3	2.6	4	5	2	1	1	4	11.6
at Arkansas	12/19/18		17	1-2	.500	0-1	.000	0-0	.000	0	0	0	2.3	3	1	4	0	0	2	10.6
GEORGIA	12/22/18		14	2-4	.500	1-2	.500	1-1	1.000	0	1	1	2.2	3	0	1	0	0	6	10.2
KENNESAW STATE	12/28/18		17	3-8	.375	3-8	.375	1-1	1.000	0	1	1	2.1	0	4	2	0	0	10	10.2
USC UPSTATE	1/2/19		24	4-6	.667	1-3	.333	1-2	.500	1	3	4	2.2	2	1	2	0	0	10	10.2
WAKE FOREST	1/5/19		20	4-7	.571	0-3	.000	6-6	1.000	0	0	0	2.1	2	1	1	0	0	14	10.4
VIRGINIA TECH	1/9/19		17	2-4	.500	1-3	.333	2-2	1.000	0	3	3	2.1	3	0	3	0	0	7	10.2
at Syracuse	1/12/19		2	0-1	.000	0-0	.000	0-0	.000	0	0	0	2.0	0	0	0	0	0	0	9.6
at Clemson	1/16/19	dnp		-	-	-	-	-	-	-	-	-	-	-	-	-	-	-	-	-
Totals		4	343	49-102	.480	18-44	.409	37-45	.822	4	28	32	2.0	31	21	28	2	7	153	9.6

Games played: 16
Minutes/game: 21.4
Points/game: 9.6
FG Pct: 48.0
3FG Pct: 40.9
FT Pct: 82.2

Rebounds/game: 2.0
Assists/game: 1.3
Turnovers/game: 1.8
Assist/turnover ratio: 0.8
Steals/game: 0.4
Blocks/game: 0.1

#05 Wright, Moses

Opponent	Date	gs	min	Total		3-Pointers		Free throws		Rebounds				pf	a	t/o	blk	stl	pts	avg
				fg-fga	pct	3fg-fga	pct	ft-fa	pct	off	def	tot	avg							
LAMAR	11/9/18		17	4-6	.667	0-2	.000	0-1	.000	0	4	4	4.0	1	1	1	1	0	8	8.0
at Tennessee	11/13/18		23	2-6	.333	1-2	.500	2-2	1.000	2	1	3	3.5	2	1	2	0	3	7	7.5
EAST CAROLINA	11/16/18	*	16	2-6	.333	1-1	1.000	1-3	.333	2	4	6	4.3	1	0	2	1	0	6	7.0
UTRGV	11/21/18	*	23	5-8	.625	0-0	.000	1-4	.250	0	4	4	4.3	1	1	0	1	0	11	8.0
PRAIRIE VIEW	11/23/18	*	11	2-4	.500	0-1	.000	0-1	.000	0	2	2	3.8	0	0	0	0	0	4	7.2
at Northwestern	11/28/18	*	16	0-4	.000	0-0	.000	1-2	.500	0	1	1	3.3	1	0	0	0	1	1	6.2
vs St. John's	12/1/18	*	25	5-8	.625	0-2	.000	2-2	1.000	1	2	3	3.3	2	0	1	0	1	12	7.0
FLORIDA A&M	12/9/18	*	17	2-4	.500	0-1	.000	1-2	.500	1	3	4	3.4	2	0	2	0	1	5	6.8
GARDNER-WEBB	12/17/18	*	18	2-8	.250	0-1	.000	0-0	.000	1	4	5	3.6	1	1	0	1	0	4	6.4
at Arkansas	12/19/18	*	17	1-6	.167	0-1	.000	2-4	.500	1	3	4	3.6	0	1	0	1	0	4	6.2
GEORGIA	12/22/18	*	23	3-6	.500	0-0	.000	1-1	1.000	0	4	4	3.6	2	1	1	0	0	7	6.3
KENNESAW STATE	12/28/18	*	23	5-8	.625	0-0	.000	0-0	.000	0	6	6	3.8	3	5	3	1	1	10	6.6
USC UPSTATE	1/2/19	*	12	0-4	.000	0-1	.000	0-2	.000	0	2	2	3.7	1	0	0	1	0	0	6.1
WAKE FOREST	1/5/19	*	20	3-7	.429	0-1	.000	0-0	.000	1	4	5	3.8	2	3	1	1	1	6	6.1
VIRGINIA TECH	1/9/19	*	14	0-1	.000	0-0	.000	0-0	.000	0	4	4	3.8	1	1	2	0	0	0	5.7
at Syracuse	1/12/19	dnp		-	-	-	-	-	-	-	-	-	-	-	-	-	-	-	-	-
at Clemson	1/16/19		21	4-7	.571	0-2	.000	1-4	.250	0	4	4	3.8	2	1	1	0	1	9	5.9
LOUISVILLE	1/19/19	*	21	3-5	.600	0-1	.000	1-2	.500	0	3	3	3.8	2	0	2	0	0	7	5.9
NOTRE DAME	1/22/19		3	0-0	.000	0-0	.000	0-0	.000	0	0	0	3.6	0	0	2	0	0	0	5.6
at Duke	1/26/19		7	1-1	1.000	0-0	.000	0-0	.000	0	1	1	3.4	1	0	0	0	0	2	5.4
Totals		14	327	44-99	.444	2-16	.125	13-30	.433	9	56	65	3.4	25	16	20	8	9	103	5.4

Games played: 19
Minutes/game: 17.2
Points/game: 5.4
FG Pct: 44.4
3FG Pct: 12.5
FT Pct: 43.3

Rebounds/game: 3.4
Assists/game: 0.8
Turnovers/game: 1.1
Assist/turnover ratio: 0.8
Steals/game: 0.5
Blocks/game: 0.4

2018-19 Georgia Tech Basketball
Georgia Tech Individual Game-by-Game (as of Jan 28, 2019)
All games

#10 Alvarado, Jose

Opponent	Date	gs	min	Total		3-Pointers		Free throws		Rebounds				pf	a	t/o	blk	stl	pts	avg	
				fg-fga	pct	3fg-fga	pct	ft-fa	pct	off	def	tot	avg								
LAMAR	11/9/18	*	34	6-12	.500	2-7	.286	0-0	.000	1	2	3	3.0	3	5	3	0	2	14	14.0	
at Tennessee	11/13/18	*	30	3-11	.273	2-6	.333	0-0	.000	0	1	1	2.0	5	1	1	0	0	8	11.0	
EAST CAROLINA	11/16/18	*	27	4-7	.571	1-3	.333	0-0	.000	1	3	4	2.7	1	6	3	1	3	9	10.3	
UTRGV	11/21/18		19	3-8	.375	3-6	.500	3-6	.500	0	3	3	2.8	3	3	1	0	2	12	10.8	
PRAIRIE VIEW	11/23/18	*	36	6-11	.545	1-5	.200	2-3	.667	1	2	3	2.8	2	6	1	0	4	15	11.6	
at Northwestern	11/28/18	*	34	7-15	.467	2-5	.400	8-9	.889	2	1	3	2.8	3	0	4	1	2	24	13.7	
vs St. John's	12/1/18	*	38	5-15	.333	0-6	.000	7-8	.875	0	3	3	2.9	4	4	2	0	1	17	14.1	
FLORIDA A&M	12/9/18	*	20	2-5	.400	0-2	.000	0-0	.000	0	2	2	2.8	2	1	2	0	1	4	12.9	
GARDNER-WEBB	12/17/18	*	40	8-16	.500	2-9	.222	1-1	1.000	0	3	3	2.8	4	1	2	0	1	19	13.6	
at Arkansas	12/19/18	*	40	9-15	.600	2-5	.400	0-1	.000	0	9	9	3.4	1	1	4	0	2	20	14.2	
GEORGIA	12/22/18	*	40	3-20	.150	0-6	.000	5-7	.714	2	6	8	3.8	3	5	4	0	4	11	13.9	
KENNESAW STATE	12/28/18	*	23	4-7	.571	2-5	.400	0-0	.000	0	3	3	3.8	1	2	1	0	2	10	13.6	
USC UPSTATE	1/2/19	*	26	3-6	.500	0-2	.000	2-3	.667	0	5	5	3.8	0	4	2	0	0	8	13.2	
WAKE FOREST	1/5/19	*	37	3-9	.333	1-6	.167	6-6	1.000	0	4	4	3.9	2	7	0	0	2	13	13.1	
VIRGINIA TECH	1/9/19	*	39	6-11	.545	3-5	.600	5-8	.625	0	1	1	3.7	4	4	4	0	2	20	13.6	
at Syracuse	1/12/19	*	38	5-6	.833	3-3	1.000	6-7	.857	0	3	3	3.6	2	2	4	0	3	19	13.9	
at Clemson	1/16/19	*	35	3-9	.333	2-4	.500	2-4	.500	0	5	5	3.7	3	3	2	0	0	10	13.7	
NOTRE DAME	1/22/19	*	38	4-12	.333	2-7	.286	6-6	1.000	0	3	3	3.7	1	2	4	0	3	16	13.8	
at Duke	1/26/19	*	39	3-10	.300	0-3	.000	1-2	.500	2	6	8	3.9	3	6	5	0	1	7	13.5	
Totals			18	633	87-205	.424	28-95	.295	54-71	.761	9	65	74	3.9	47	63	49	2	35	256	13.5

Games played: 19
Minutes/game: 33.3
Points/game: 13.5
FG Pct: 42.4
3FG Pct: 29.5
FT Pct: 76.1

Rebounds/game: 3.9
Assists/game: 3.3
Turnovers/game: 2.6
Assist/turnover ratio: 1.3
Steals/game: 1.8
Blocks/game: 0.1

#11 Jester, Evan

Opponent	Date	gs	min	Total		3-Pointers		Free throws		Rebounds				pf	a	t/o	blk	stl	pts	avg
				fg-fga	pct	3fg-fga	pct	ft-fla	pct	off	def	tot	avg							
at Tennessee	11/13/18		dnp	-	-	-	-	-	-	-	-	-	-	-	-	-	-	-	-	
EAST CAROLINA	11/16/18		2	0-0	.000	0-0	.000	0-0	.000	0	0	0	0.0	0	0	1	0	0	0.0	
UTRGV	11/21/18		1	0-0	.000	0-0	.000	0-2	.000	0	1	1	0.5	0	0	0	0	0	0.0	
vs St. John's	12/1/18		dnp	-	-	-	-	-	-	-	-	-	-	-	-	-	-	-	-	
at Arkansas	12/19/18		dnp	-	-	-	-	-	-	-	-	-	-	-	-	-	-	-	-	
at Syracuse	1/12/19		dnp	-	-	-	-	-	-	-	-	-	-	-	-	-	-	-	-	
at Clemson	1/16/19		dnp	-	-	-	-	-	-	-	-	-	-	-	-	-	-	-	-	
Totals		0	3	0-0	.000	0-0	.000	0-2	.000	0	1	1	0.5	0	0	1	0	0	0.0	

Games played: 2
Minutes/game: 1.5
FT Pct: 0.0

Rebounds/game: 0.5
Turnovers/game: 0.5

2018-19 Georgia Tech Basketball
Georgia Tech Individual Game-by-Game (as of Jan 28, 2019)
All games

#12 Moore, Khalid

Opponent	Date	gs	min	Total		3-Pointers		Free throws		Rebounds				pf	a	t/o	blk	stl	pts	avg
				fg-fga	pct	3fg-fga	pct	ft-fa	pct	off	def	tot	avg							
LAMAR	11/9/18		7	0-0	.000	0-0	.000	0-0	.000	0	1	1	1.0	1	1	0	0	0	0	0.0
at Tennessee	11/13/18		10	1-5	.200	0-1	.000	2-2	1.000	0	1	1	1.0	1	1	0	0	0	4	2.0
EAST CAROLINA	11/16/18		9	1-1	1.000	0-0	.000	2-4	.500	0	1	1	1.0	1	1	2	0	0	4	2.7
UTRGV	11/21/18		12	0-1	.000	0-0	.000	0-0	.000	1	3	4	1.8	2	0	0	0	0	0	2.0
at Northwestern	11/28/18		15	0-2	.000	0-0	.000	2-2	1.000	1	2	3	2.0	3	3	0	0	2	2	2.0
vs St. John's	12/1/18		15	1-2	.500	0-0	.000	4-4	1.000	0	1	1	1.8	4	2	0	0	1	6	2.7
FLORIDA A&M	12/9/18		18	6-6	1.000	2-2	1.000	0-0	.000	1	2	3	2.0	0	0	1	1	2	14	4.3
GARDNER-WEBB	12/17/18		11	2-2	1.000	0-0	.000	2-2	1.000	0	1	1	1.9	1	1	1	0	0	6	4.5
at Arkansas	12/19/18	*	34	3-7	.429	0-1	.000	4-6	.667	0	3	3	2.0	2	3	1	0	0	10	5.1
GEORGIA	12/22/18	*	17	1-7	.143	0-2	.000	0-0	.000	1	0	1	1.9	2	1	2	1	0	2	4.8
KENNESAW STATE	12/28/18	*	25	1-2	.500	1-1	1.000	2-2	1.000	0	1	1	1.8	1	1	2	0	0	5	4.8
USC UPSTATE	1/2/19	*	20	3-5	.600	0-0	.000	2-2	1.000	0	0	0	1.7	1	1	1	0	1	8	5.1
WAKE FOREST	1/5/19	*	18	0-0	.000	0-0	.000	6-6	1.000	0	2	2	1.7	2	2	2	0	2	6	5.2
VIRGINIA TECH	1/9/19	*	15	1-2	.500	0-0	.000	0-0	.000	0	3	3	1.8	4	2	1	0	0	2	4.9
at Syracuse	1/12/19		7	0-0	.000	0-0	.000	0-0	.000	0	0	0	1.7	2	1	0	0	1	0	4.6
at Clemson	1/16/19		18	2-2	1.000	0-0	.000	1-3	.333	0	1	1	1.6	2	0	0	0	0	5	4.6
LOUISVILLE	1/19/19	*	30	2-5	.400	0-1	.000	1-5	.200	0	3	3	1.7	2	2	0	0	1	5	4.6
NOTRE DAME	1/22/19		16	3-3	1.000	1-1	1.000	0-1	.000	0	2	2	1.7	4	1	2	0	0	7	4.8
at Duke	1/26/19		14	0-2	.000	0-0	.000	0-0	.000	1	0	1	1.7	0	0	0	0	0	0	4.5
Totals		7	311	27-54	.500	4-9	.444	28-39	.718	5	27	32	1.7	35	23	15	2	10	86	4.5

Games played: 19
Minutes/game: 16.4
Points/game: 4.5
FG Pct: 50.0
3FG Pct: 44.4
FT Pct: 71.8

Rebounds/game: 1.7
Assists/game: 1.2
Turnovers/game: 0.8
Assist/turnover ratio: 1.5
Steals/game: 0.5
Blocks/game: 0.1

#13 Haywood II, Curtis

Opponent	Date	gs	min	Total		3-Pointers		Free throws		Rebounds				pf	a	t/o	blk	stl	pts	avg
				fg-fga	pct	3fg-fga	pct	ft-fa	pct	off	def	tot	avg							
LAMAR	11/9/18	*	26	4-9	.444	3-7	.429	2-2	1.000	0	0	0	0.0	1	4	0	0	1	13	13.0
at Tennessee	11/13/18	*	15	1-5	.200	0-4	.000	0-0	.000	0	3	3	1.5	1	0	1	0	0	2	7.5
EAST CAROLINA	11/16/18	*	20	5-9	.556	3-5	.600	5-6	.833	0	3	3	2.0	0	0	1	0	2	18	11.0
UTRGV	11/21/18	*	26	2-4	.500	2-4	.500	1-2	.500	0	7	7	3.3	2	6	1	0	4	7	10.0
PRAIRIE VIEW	11/23/18	*	25	4-8	.500	1-5	.200	1-2	.500	0	4	4	3.4	1	3	1	0	0	10	10.0
at Northwestern	11/28/18	*	16	1-4	.250	1-3	.333	0-0	.000	0	0	0	2.8	2	0	3	0	0	3	8.8
vs St. John's	12/1/18	*	21	2-7	.286	0-4	.000	1-1	1.000	0	1	1	2.6	3	1	1	0	0	5	8.3
FLORIDA A&M	12/9/18	*	21	3-4	.750	1-2	.500	0-1	.000	1	2	3	2.6	0	2	0	0	1	7	8.1
GARDNER-WEBB	12/17/18	*	25	4-8	.500	4-8	.500	0-0	.000	0	1	1	2.4	0	1	0	0	0	12	8.6
at Arkansas	12/19/18		19	2-6	.333	2-5	.400	0-0	.000	1	1	2	2.4	5	3	3	0	2	6	8.3
GEORGIA	12/22/18		21	2-6	.333	2-5	.400	0-0	.000	0	0	0	2.2	0	1	0	0	0	6	8.1
KENNESAW STATE	12/28/18		17	2-5	.400	0-2	.000	1-1	1.000	1	0	1	2.1	2	2	2	0	1	5	7.8
USC UPSTATE	1/2/19		21	3-6	.500	2-5	.400	2-2	1.000	0	4	4	2.2	3	4	1	0	2	10	8.0
WAKE FOREST	1/5/19		11	1-4	.250	1-4	.250	2-2	1.000	1	1	2	2.2	2	1	0	0	3	5	7.8
at Syracuse	1/12/19	*	38	6-10	.600	3-6	.500	0-0	.000	1	3	4	2.3	3	7	5	1	2	15	8.3
at Clemson	1/16/19	*	30	2-3	.667	2-3	.667	2-2	1.000	0	0	0	2.2	0	2	3	0	3	8	8.3
LOUISVILLE	1/19/19	*	30	1-6	.167	0-2	.000	0-0	.000	1	4	5	2.4	0	3	1	2	1	2	7.9
NOTRE DAME	1/22/19	*	24	0-5	.000	0-5	.000	0-0	.000	0	3	3	2.4	1	1	1	0	1	0	7.4
at Duke	1/26/19	*	25	2-6	.333	1-3	.333	0-0	.000	0	5	5	2.5	0	1	1	0	3	5	7.3
Totals		14	431	47-115	.409	28-82	.341	17-21	.810	6	42	48	2.5	26	42	25	3	26	139	7.3

Games played: 19
Minutes/game: 22.7
Points/game: 7.3
FG Pct: 40.9
3FG Pct: 34.1
FT Pct: 81.0

Rebounds/game: 2.5
Assists/game: 2.2
Turnovers/game: 1.3
Assist/turnover ratio: 1.7
Steals/game: 1.4
Blocks/game: 0.2

2018-19 Georgia Tech Basketball
Georgia Tech Individual Game-by-Game (as of Jan 28, 2019)
All games

#24 Ogbonda, Sylvester

Opponent	Date	gs	min	Total		3-Pointers		Free throws		Rebounds				pf	a	t/o	blk	stl	pts	avg
				fg-fga	pct	3fg-fga	pct	ft-fa	pct	off	def	tot	avg							
LAMAR	11/9/18		23	2-5	.400	0-0	.000	3-5	.600	5	4	9	9.0	5	4	3	1	1	7	7.0
at Tennessee	11/13/18		8	0-1	.000	0-0	.000	2-2	1.000	1	1	2	5.5	3	0	1	0	0	2	4.5
EAST CAROLINA	11/16/18		7	1-3	.333	0-0	.000	0-0	.000	0	3	3	4.7	1	0	1	0	0	2	3.7
UTRGV	11/21/18		5	1-2	.500	0-0	.000	1-3	.333	0	1	1	3.8	2	0	0	0	0	3	3.5
vs St. John's	12/1/18		dnp	-	-	-	-	-	-	-	-	-	-	-	-	-	-	-	-	-
FLORIDA A&M	12/9/18		4	1-1	1.000	0-0	.000	0-0	.000	0	0	0	3.0	0	0	0	0	0	2	3.2
at Arkansas	12/19/18		dnp	-	-	-	-	-	-	-	-	-	-	-	-	-	-	-	-	-
KENNESAW STATE	12/28/18		2	0-1	.000	0-0	.000	0-0	.000	0	0	0	2.5	1	0	0	0	0	0	2.7
at Syracuse	1/12/19		dnp	-	-	-	-	-	-	-	-	-	-	-	-	-	-	-	-	-
at Clemson	1/16/19		7	1-1	1.000	0-0	.000	0-0	.000	1	0	1	2.3	0	0	0	2	0	2	2.6
LOUISVILLE	1/19/19		4	0-2	.000	0-0	.000	0-0	.000	0	0	0	2.0	1	0	1	0	0	0	2.3
at Duke	1/26/19		3	0-1	.000	0-0	.000	0-0	.000	0	1	1	1.9	0	0	0	0	1	0	2.0
Totals		0	63	6-17	.353	0-0	.000	6-10	.600	7	10	17	1.9	13	4	6	3	2	18	2.0

Games played: 9
Minutes/game: 7.0
Points/game: 2.0
FG Pct: 35.3
FT Pct: 60.0

Rebounds/game: 1.9
Assists/game: 0.4
Turnovers/game: 0.7
Assist/turnover ratio: 0.7
Steals/game: 0.2
Blocks/game: 0.3

#32 Schafer, Avi

Opponent	Date	gs	min	Total		3-Pointers		Free throws		Rebounds				pf	a	t/o	blk	stl	pts	avg
				fg-fga	pct	3fg-fga	pct	ft-fa	pct	off	def	tot	avg							
at Tennessee	11/13/18		dnp	-	-	-	-	-	-	-	-	-	-	-	-	-	-	-	-	-
EAST CAROLINA	11/16/18		3	0-0	.000	0-0	.000	0-0	.000	0	0	0	0.0	1	0	0	0	0	0	0.0
UTRGV	11/21/18		1	0-0	.000	0-0	.000	0-0	.000	2	0	2	1.0	0	0	0	0	0	0	0.0
vs St. John's	12/1/18		dnp	-	-	-	-	-	-	-	-	-	-	-	-	-	-	-	-	-
Totals		0	4	0-0	.000	0-0	.000	0-0	.000	2	0	2	1.0	1	0	0	0	0	0	0.0

Games played: 2
Minutes/game: 2.0

Rebounds/game: 1.0

2018-19 Georgia Tech Basketball
Georgia Tech Individual Game-by-Game (as of Jan 28, 2019)
All games

#34 Gueye, Abdoulaye

Opponent	Date	gs	min	Total		3-Pointers		Free throws		Rebounds				pf	a	t/o	blk	stl	pts	avg
				fg-fga	pct	3fg-fga	pct	ft-fga	pct	off	def	tot	avg							
LAMAR	11/9/18	*	12	2-4	.500	0-0	.000	1-2	.500	1	6	7	7.0	5	1	1	5	0	5	5.0
at Tennessee	11/13/18	*	18	3-8	.375	0-0	.000	1-2	.500	1	3	4	5.5	2	0	0	1	1	7	6.0
EAST CAROLINA	11/16/18	*	21	3-6	.500	0-1	.000	0-0	.000	1	3	4	5.0	3	1	2	0	3	6	6.0
UTRGV	11/21/18	*	20	2-5	.400	0-0	.000	4-4	1.000	2	2	4	4.8	1	0	0	1	3	8	6.5
PRAIRIE VIEW	11/23/18	*	24	1-4	.250	0-0	.000	4-4	1.000	1	4	5	4.8	3	2	3	0	0	6	6.4
at Northwestern	11/28/18	*	15	3-5	.600	0-0	.000	0-2	.000	2	1	3	4.5	2	0	2	0	0	6	6.3
vs St. John's	12/1/18		7	0-1	.000	0-0	.000	0-0	.000	1	2	3	4.3	1	1	1	1	0	0	5.4
FLORIDA A&M	12/9/18		13	0-1	.000	0-0	.000	0-0	.000	0	1	1	3.9	1	1	1	1	0	0	4.8
GARDNER-WEBB	12/17/18		5	0-1	.000	0-0	.000	0-0	.000	0	0	0	3.4	0	0	0	0	0	0	4.2
at Arkansas	12/19/18		6	1-2	.500	0-0	.000	0-0	.000	1	1	2	3.3	1	0	0	0	1	2	4.0
GEORGIA	12/22/18		4	1-3	.333	0-0	.000	0-0	.000	1	1	2	3.2	0	0	0	1	0	2	3.8
KENNESAW STATE	12/28/18		19	7-7	1.000	0-0	.000	2-3	.667	2	6	8	3.6	2	3	1	2	0	16	4.8
USC UPSTATE	1/2/19		13	3-4	.750	0-0	.000	0-0	.000	0	5	5	3.7	2	4	4	2	0	6	4.9
WAKE FOREST	1/5/19		10	1-3	.333	0-0	.000	1-3	.333	1	1	2	3.6	2	0	2	2	1	3	4.8
VIRGINIA TECH	1/9/19		27	4-7	.571	1-3	.333	2-4	.500	1	5	6	3.7	4	0	2	2	0	11	5.2
at Syracuse	1/12/19	*	23	5-7	.714	0-0	.000	0-0	.000	1	1	2	3.6	2	1	3	0	1	10	5.5
at Clemson	1/16/19	dnp		-	-	-	-	-	-	-	-	-	-	-	-	-	-	-	-	-
NOTRE DAME	1/22/19	*	37	5-12	.417	0-1	.000	3-6	.500	4	4	8	3.9	4	2	1	1	2	13	5.9
at Duke	1/26/19	*	29	7-16	.438	0-0	.000	0-0	.000	3	5	8	4.1	5	0	2	0	0	14	6.4
Totals		9	303	48-96	.500	1-5	.200	18-30	.600	23	51	74	4.1	40	16	25	19	12	115	6.4

Games played: 18
Minutes/game: 16.8
Points/game: 6.4
FG Pct: 50.0
3FG Pct: 20.0
FT Pct: 60.0

Rebounds/game: 4.1
Assists/game: 0.9
Turnovers/game: 1.4
Assist/turnover ratio: 0.6
Steals/game: 0.7
Blocks/game: 1.1

#35 Sjolund, Kristian

Opponent	Date	gs	min	Total		3-Pointers		Free throws		Rebounds				pf	a	t/o	blk	stl	pts	avg
				fg-fga	pct	3fg-fga	pct	ft-fga	pct	off	def	tot	avg							
LAMAR	11/9/18		4	0-1	.000	0-1	.000	0-0	.000	0	0	0	0.0	2	1	0	0	0	0	0.0
at Tennessee	11/13/18		1	0-0	.000	0-0	.000	0-0	.000	0	0	0	0.0	3	0	0	0	0	0	0.0
EAST CAROLINA	11/16/18		11	0-2	.000	0-2	.000	2-2	1.000	0	3	3	1.0	0	0	1	0	0	2	0.7
UTRGV	11/21/18		5	0-2	.000	0-2	.000	0-0	.000	0	1	1	1.0	2	0	1	0	0	0	0.5
vs St. John's	12/1/18	dnp		-	-	-	-	-	-	-	-	-	-	-	-	-	-	-	-	-
FLORIDA A&M	12/9/18		9	1-3	.333	1-2	.500	0-0	.000	0	1	1	1.0	2	0	2	0	0	3	1.0
at Arkansas	12/19/18	dnp		-	-	-	-	-	-	-	-	-	-	-	-	-	-	-	-	-
GEORGIA	12/22/18		6	0-1	.000	0-1	.000	0-0	.000	0	0	0	0.8	0	0	0	0	0	0	0.8
KENNESAW STATE	12/28/18		6	0-0	.000	0-0	.000	0-0	.000	0	0	0	0.7	1	1	0	0	0	0	0.7
USC UPSTATE	1/2/19		1	0-0	.000	0-0	.000	0-0	.000	0	0	0	0.6	0	0	0	0	0	0	0.6
at Syracuse	1/12/19	dnp		-	-	-	-	-	-	-	-	-	-	-	-	-	-	-	-	-
at Clemson	1/16/19		5	0-0	.000	0-0	.000	0-0	.000	0	0	0	0.6	1	0	0	0	0	0	0.6
LOUISVILLE	1/19/19		6	0-1	.000	0-1	.000	1-2	.500	0	0	0	0.5	2	0	1	0	0	1	0.6
at Duke	1/26/19		1	1-1	1.000	1-1	1.000	0-0	.000	0	0	0	0.5	0	0	0	0	0	3	0.8
Totals		0	55	2-11	.182	2-10	.200	3-4	.750	0	5	5	0.5	13	2	5	0	0	9	0.8

Games played: 11
Minutes/game: 5.0
Points/game: 0.8
FG Pct: 18.2
3FG Pct: 20.0
FT Pct: 75.0

Rebounds/game: 0.5
Assists/game: 0.2
Turnovers/game: 0.5
Assist/turnover ratio: 0.4

2018-19 Georgia Tech Basketball
Georgia Tech Individual Game-by-Game (as of Jan 28, 2019)
All games

#45 Medlock, Shaheed

Opponent	Date	gs	min	Total		3-Pointers		Free throws		Rebounds				pf	a	t/o	blk	stl	pts	avg
				fg-fga	pct	3fg-fga	pct	ft-fta	pct	off	def	tot	avg							
at Tennessee	11/13/18		dnp	-	-	-	-	-	-	-	-	-	-	-	-	-	-	-	-	-
EAST CAROLINA	11/16/18	1		0-0	.000	0-0	.000	0-0	.000	0	0	0	0.0	0	0	0	0	0	0	0.0
vs St. John's	12/1/18		dnp	-	-	-	-	-	-	-	-	-	-	-	-	-	-	-	-	-
at Arkansas	12/19/18		dnp	-	-	-	-	-	-	-	-	-	-	-	-	-	-	-	-	-
KENNESAW STATE	12/28/18	1		0-0	.000	0-0	.000	0-0	.000	0	0	0	0.0	1	0	0	0	0	0	0.0
at Syracuse	1/12/19		dnp	-	-	-	-	-	-	-	-	-	-	-	-	-	-	-	-	-
at Clemson	1/16/19		dnp	-	-	-	-	-	-	-	-	-	-	-	-	-	-	-	-	-
Totals		0	2	0-0	.000	0-0	.000	0-0	.000	0	0	0	0.0	1	0	0	0	0	0	0.0

Games played: 2

Minutes/game: 1.0

#55 Rice, Malachi

Opponent	Date	gs	min	Total		3-Pointers		Free throws		Rebounds				pf	a	t/o	blk	stl	pts	avg
				fg-fga	pct	3fg-fga	pct	ft-fta	pct	off	def	tot	avg							
at Tennessee	11/13/18		dnp	-	-	-	-	-	-	-	-	-	-	-	-	-	-	-	-	-
EAST CAROLINA	11/16/18	1		0-0	.000	0-0	.000	0-0	.000	0	0	0	0.0	1	0	0	0	0	0	0.0
UTRGV	11/21/18	1		0-1	.000	0-0	.000	0-0	.000	0	0	0	0.0	0	0	0	0	0	0	0.0
vs St. John's	12/1/18		dnp	-	-	-	-	-	-	-	-	-	-	-	-	-	-	-	-	-
at Arkansas	12/19/18		dnp	-	-	-	-	-	-	-	-	-	-	-	-	-	-	-	-	-
at Syracuse	1/12/19		dnp	-	-	-	-	-	-	-	-	-	-	-	-	-	-	-	-	-
at Clemson	1/16/19		dnp	-	-	-	-	-	-	-	-	-	-	-	-	-	-	-	-	-
Totals		0	2	0-1	.000	0-0	.000	0-0	.000	0	0	0	0.0	1	0	0	0	0	0	0.0

Games played: 2

Minutes/game: 1.0

FG Pct: 0.0

Individual Career History

Alston, Brandon

			Total		3-Point		F-Throws		Rebounds											Scoring	
Season	gp-gs	min/avg	fg-fga	pct	fg-fga	pct	ft-fta	pct	off	def	tot	avg	pf	fo	ast	to	blk	stl	pts	avg	
2017-18	32-19	758/23.7	56-150	.373	21-59	.356	41-58	.707	18	39	57	1.8	48	1	50	36	1	11	174	5.4	
2018-19	16-4	343/21.4	49-102	.480	18-44	.409	37-45	.822	4	28	32	2.0	31	0	21	28	2	7	153	9.6	
TOTAL	48-23	1101/22.9	105-252	.417	39-103	.379	78-103	.757	22	67	89	1.9	79	1	71	64	3	18	327	6.8	

Alvarado, Jose

			Total		3-Point		F-Throws		Rebounds											Scoring	
Season	gp-gs	min/avg	fg-fga	pct	fg-fga	pct	ft-fta	pct	off	def	tot	avg	pf	fo	ast	to	blk	stl	pts	avg	
2017-18	25-25	874/35.0	99-221	.448	40-108	.370	65-81	.802	15	78	93	3.7	60	1	77	59	2	43	303	12.1	
2018-19	19-18	633/33.3	87-205	.424	28-95	.295	54-71	.761	9	65	74	3.9	47	1	63	49	2	35	256	13.5	
TOTAL	44-43	1507/34.2	186-426	.437	68-203	.335	119-152	.783	24	143	167	3.8	107	2	140	108	4	78	559	12.7	

Cole, Evan

			Total		3-Point		F-Throws		Rebounds											Scoring	
Season	gp-gs	min/avg	fg-fga	pct	fg-fga	pct	ft-fta	pct	off	def	tot	avg	pf	fo	ast	to	blk	stl	pts	avg	
2017-18	24-7	332/13.8	29-63	.460	6-22	.273	13-26	.500	18	44	62	2.6	44	3	11	15	8	7	77	3.2	
2018-19	13-3	169/13.0	23-46	.500	3-15	.200	15-22	.682	5	30	35	2.7	22	0	8	12	4	8	64	4.9	
TOTAL	37-10	501/13.5	52-109	.477	9-37	.243	28-48	.583	23	74	97	2.6	66	3	19	27	12	15	141	3.8	

Gueye, Abdoulaye

			Total		3-Point		F-Throws		Rebounds											Scoring	
Season	gp-gs	min/avg	fg-fga	pct	fg-fga	pct	ft-fta	pct	off	def	tot	avg	pf	fo	ast	to	blk	stl	pts	avg	
2014-15	8-0	34/4.3	2-5	.400	0-1	.000	0-2	.000	2	4	6	0.8	3	0	0	5	2	3	4	0.5	
2016-17	20-3	202/10.1	11-28	.393	0-3	.000	1-6	.167	18	31	49	2.5	33	0	9	24	12	3	23	1.2	
2017-18	31-23	672/21.7	71-152	.467	2-11	.182	38-63	.603	54	83	137	4.4	88	4	33	44	33	20	182	5.9	
2018-19	18-9	303/16.8	48-96	.500	1-5	.200	18-30	.600	23	51	74	4.1	40	2	16	25	19	12	115	6.4	
TOTAL	77-35	1211/15.7	132-281	.470	3-20	.150	57-101	.564	97	169	266	3.5	164	6	58	98	66	38	324	4.2	

Haywood II, Curtis

			Total		3-Point		F-Throws		Rebounds											Scoring	
Season	gp-gs	min/avg	fg-fga	pct	fg-fga	pct	ft-fta	pct	off	def	tot	avg	pf	fo	ast	to	blk	stl	pts	avg	
2017-18	15-7	364/24.3	24-62	.387	17-46	.370	15-18	.833	8	35	43	2.9	32	0	35	17	5	13	80	5.3	
2018-19	19-14	431/22.7	47-115	.409	28-82	.341	17-21	.810	6	42	48	2.5	26	1	42	25	3	26	139	7.3	
TOTAL	34-21	795/23.4	71-177	.401	45-128	.352	32-39	.821	14	77	91	2.7	58	1	77	42	8	39	219	6.4	

Ogbonda, Sylvester

Season	gp-gs	min/avg	Total		3-Point		F-Throws		Rebounds											Scoring	
			fg-fga	pct	fg-fga	pct	ft-fta	pct	off	def	tot	avg	pf	fo	ast	to	blk	stl	pts	avg	
2016-17	23-0	120/5.2	13-27	.481	0-0	.000	10-16	.625	7	17	24	1.0	28	1	4	9	6	3	36	1.6	
2017-18	9-0	21/2.3	3-5	.600	0-0	.000	1-3	.333	3	4	7	0.8	5	0	0	5	3	0	7	0.8	
2018-19	9-0	63/7.0	6-17	.353	0-0	.000	6-10	.600	7	10	17	1.9	13	1	4	6	3	2	18	2.0	
TOTAL	41-0	204/5.0	22-49	.449	0-0	.000	17-29	.586	17	31	48	1.2	46	2	8	20	12	5	61	1.5	

Wright, Moses

			Total		3-Point		F-Throws		Rebounds											Scoring	
Season	gp-gs	min/avg	fg-fga	pct	fg-fga	pct	ft-fta	pct	off	def	tot	avg	pf	fo	ast	to	blk	stl	pts	avg	
2017-18	25-10	414/16.6	35-114	.307	2-31	.065	19-35	.543	25	60	85	3.4	42	2	17	29	13	16	91	3.6	
2018-19	19-14	327/17.2	44-99	.444	2-16	.125	13-30	.433	9	56	65	3.4	25	0	16	20	8	9	103	5.4	
TOTAL	44-24	741/16.8	79-213	.371	4-47	.085	32-65	.492	34	116	150	3.4	67	2	33	49	21	25	194	4.4	

Official Basketball Box Score -- Game Totals -- Final Statistics
Lamar vs Georgia Tech
11/9/18 7:30 pm at McCamish Pavilion, Atlanta, Ga.

Lamar 69 • 1-1

#	Player	Total		3-Ptr		Rebounds			PF	TP	A	TO	Blk	Stl	Min
		FG-FGA	FG-FGA	FT-FTA	Off	Def	Tot								
11	Josh Nzeakor	r	2-8	0-0	8-11	3	3	6	3	12	0	1	0	0	26
01	Michael Kolawole	g	3-9	0-3	1-3	0	5	5	1	7	1	3	0	0	24
12	V.J. Holmes	g	2-6	0-1	2-5	0	5	5	1	6	5	2	0	3	35
15	Tyrin Atwood	g	5-11	1-1	6-8	4	2	6	2	17	1	3	0	3	35
24	Laquarius Paige	g	0-1	0-1	0-0	0	1	1	3	0	0	3	0	1	12
02	Grehlon Easter		4-6	2-3	0-2	2	0	2	4	10	1	0	0	1	18
03	Nick Garth		6-16	2-7	1-4	0	1	1	3	15	5	4	0	3	32
05	Avery Sullivan		0-0	0-0	0-0	0	1	1	1	0	0	0	0	0	4
14	Edwin Jeudy		1-1	0-0	0-0	0	3	3	0	2	0	0	0	0	5
22	Christian Barrett		0-0	0-0	0-0	0	0	0	0	0	0	2	0	0	1
23	Jordan Foster		0-2	0-0	0-0	1	0	1	2	0	0	1	0	0	8
Team					6	1	7								
Totals			23-60	5-16	18-33	16	22	38	20	69	13	19	0	11	200
FG % 1st Half:		9-26	34.6%	2nd half:	14-34	41.2%	Game:	23-60	38.3%	Deadball Rebounds					
3FG % 1st Half:		4-10	40.0%	2nd half:	1-6	16.7%	Game:	5-16	31.3%						
FT % 1st Half:		0-5	0.0%	2nd half:	18-28	64.3%	Game:	18-33	54.5%						

Georgia Tech 88 • 1-0

#	Player	Total		3-Ptr		Rebounds			PF	TP	A	TO	Blk	Stl	Min
		FG-FGA	FG-FGA	FT-FTA	Off	Def	Tot								
03	Cole, Evan	r	1-4	0-1	3-4	0	2	2	1	5	1	1	0	2	16
34	Gueye, Abdoulaye	r	2-4	0-0	1-2	1	6	7	5	5	1	1	5	0	12
02	Phillips, Shembari	g	4-7	1-3	1-1	0	4	4	2	10	4	3	0	3	25
10	Alvarado, Jose	g	6-12	2-7	0-0	1	2	3	3	14	5	3	0	2	34
13	Haywood II, Curtis	g	4-9	3-7	2-2	0	0	0	1	13	4	0	0	1	26
00	Devoe, Michael		3-5	2-4	1-2	0	1	1	3	9	2	2	1	1	17
04	Alston, Brandon		6-10	4-5	1-4	0	0	0	0	17	2	1	0	0	19
05	Wright, Moses		4-6	0-2	0-1	0	4	4	1	8	1	1	1	0	17
12	Moore, Khalid		0-0	0-0	0-0	0	1	1	1	0	1	0	0	0	7
24	Ogbonda, Sylvester		2-5	0-0	3-5	5	4	9	5	7	4	3	1	1	23
35	Sjolund, Kristian		0-1	0-1	0-0	0	0	0	2	0	1	0	0	0	4
Team					2	2	4								
Totals			32-63	12-30	12-21	9	26	35	24	88	26	15	8	10	200
FG % 1st Half:		14-35	40.0%	2nd half:	18-28	64.3%	Game:	32-63	50.8%	Deadball Rebounds					
3FG % 1st Half:		7-19	36.8%	2nd half:	5-11	45.5%	Game:	12-30	40.0%						
FT % 1st Half:		9-16	56.3%	2nd half:	3-5	60.0%	Game:	12-21	57.1%						

Officials: Ted Valentine, Jamie Luckie, Tony Henderson
Technical fouls: Lamar-None. Georgia Tech-None.
Attendance: 4691

Score by periods	1st	2nd	Total
Lamar	22	47	69
Georgia Tech	44	44	88

Last FG - LU 2nd-01:16. GT 2nd-00:16.
Largest lead - LU None, GT by 28 2nd-15:05.
LU led for 00:00. GT led for 37:39. Game was tied for 02:21.

Score tied - 0 times.
Lead changed - 0 times.

Official Basketball Box Score -- Game Totals -- Final Statistics
Georgia Tech vs Tennessee
11/13/18 9:11 p.m. at Knoxville, Tenn. (Thompson-Boling Arena)

Georgia Tech 53 • 1-1

#	Player	Total		3-Ptr		Rebounds			PF	TP	A	TO	Blk	Stl	Min
		FG-FGA	FG-FGA	FT-FTA	Off	Def	Tot								
03	Cole, Evan	r	0-2	0-1	0-0	0	3	3	2	0	0	0	0	0	12
34	Gueye, Abdoulaye	r	3-8	0-0	1-2	1	3	4	2	7	0	0	1	1	18
02	Phillips, Shembari	g	1-4	0-2	0-1	0	1	1	3	2	1	0	0	0	22
10	Alvarado, Jose	g	3-11	2-6	0-0	0	1	1	5	8	1	1	0	0	30
13	Haywood II, Curtis	g	1-5	0-4	0-0	0	3	3	1	2	0	1	0	0	15
00	Devoe, Michael		0-6	0-2	0-0	0	2	2	1	0	0	6	0	0	21
01	Banks III, James		1-2	0-0	3-4	2	5	7	5	5	0	1	1	0	16
04	Alston, Brandon		4-8	0-1	8-8	1	3	4	2	16	1	1	0	2	24
05	Wright, Moses		2-6	1-2	2-2	2	1	3	2	7	1	2	0	3	23
12	Moore, Khalid		1-5	0-1	2-2	0	1	1	1	4	1	0	0	0	10
24	Ogbonda, Sylvester		0-1	0-0	2-2	1	1	2	3	2	0	1	0	0	8
35	Sjolund, Kristian		0-0	0-0	0-0	0	0	0	3	0	0	0	0	0	1
Team					4	2	6								
Totals			16-58	3-19	18-21	11	26	37	30	53	5	14	2	6	200
FG % 1st Half:		9-31	29.0%	2nd half:	7-27	25.9%	Game:	16-58	27.6%	Deadball Rebounds					
3FG % 1st Half:		2-13	15.4%	2nd half:	1-6	16.7%	Game:	3-19	15.8%						
FT % 1st Half:		5-6	83.3%	2nd half:	13-15	86.7%	Game:	18-21	85.7%						

Tennessee 66 • 3-0

#	Player	Total		3-Ptr		Rebounds			PF	TP	A	TO	Blk	Stl	Min
		FG-FGA	FG-FGA	FT-FTA	Off	Def	Tot								
02	Williams, Grant	r	6-10	0-1	10-16	3	5	8	4	22	3	4	0	0	31
11	Alexander, Kyle	r	3-4	1-1	5-6	4	5	9	4	12	1	0	1	0	32
00	Bone, Jordan	g	5-11	0-2	5-8	0	1	1	0	15	1	3	0	2	34
05	Schofield, Admiral	g	3-13	1-4	1-4	1	6	7	3	8	4	3	1	0	36
23	Bowden, Jordan	g	1-6	1-2	2-2	1	10	11	3	5	2	1	0	1	37
10	Fulkerson, John		0-2	0-0	1-2	2	4	6	1	1	1	0	2	2	16
13	Johnson, Jalen		1-1	1-1	0-0	0	1	1	1	3	0	1	0	0	4
35	Pons, Yves		0-1	0-1	0-0	0	0	0	3	0	0	0	0	1	10
Team					0	1	1								
Totals			19-48	4-12	24-38	11	33	44	19	66	12	13	4	6	200
FG % 1st Half:		9-21	42.9%	2nd half:	10-27	37.0%	Game:	19-48	39.6%	Deadball Rebounds					
3FG % 1st Half:		3-6	50.0%	2nd half:	1-6	16.7%	Game:	4-12	33.3%						
FT % 1st Half:		12-18	66.7%	2nd half:	12-20	60.0%	Game:	24-38	63.2%						

Officials: Doug Shows, Joe Lindsay, Lee Cassell
Technical fouls: Georgia Tech-None. Tennessee-None.
Attendance: 16219

Score by periods	1st	2nd	Total
Georgia Tech	25	28	53
Tennessee	33	33	66

Points	In	Off	2nd	Fast	Bench
Georgia Tech	25	22	12	11	0
Tennessee	33	20	6	10	4

Last FG - GT 2nd-00:35, UT 2nd-01:21.
Largest lead - GT by 2 1st-19:13, UT by 15 2nd-08:11.
GT led for 00:56. UT led for 37:20. Game was tied for 01:44.

Score tied - 1 time.
Lead changed - 1 time.

Official Basketball Box Score -- Game Totals -- Final Statistics
East Carolina vs Georgia Tech
11/16/18 7:30 pm at McCamish Pavilion, Atlanta, Ga.

East Carolina 54 • 2-1

#	Player		Total		3-Ptr		Rebounds			PF	TP	A	TO	Blk	Stl	Min
			FG-FGA	FG-FGA	FT-FTA	Off	Def	Tot								
01	Gardner, Jayden	r	5-10	0-1	3-4	2	1	3	2	13	0	4	0	0	31	
03	Leday, Seth	r	4-9	0-0	1-6	4	5	9	1	9	0	4	2	0	23	
02	Davis, K.J.	g	1-12	0-5	0-0	2	5	7	2	2	0	1	1	2	23	
05	Foster, Tyler	g	1-4	0-0	0-0	1	0	1	5	2	0	1	0	0	10	
10	Hardy, Tae	g	2-6	0-2	0-1	1	2	3	4	4	1	1	0	3	24	
00	Fleming, Isaac		4-5	0-1	0-0	0	3	3	3	8	0	1	0	2	20	
22	Wade, Deshaun		3-9	2-8	4-5	1	3	4	1	12	3	4	1	1	34	
23	Quinton, Rico		0-1	0-0	0-0	0	0	0	2	0	0	1	0	0	4	
24	Whitley, John		0-0	0-0	0-0	0	0	0	0	0	0	0	0	0	2	
32	Spasojevic, Dimitri		1-3	0-0	2-3	1	3	4	2	4	2	3	0	0	23	
41	Hill, Addison		0-0	0-0	0-0	0	1	1	0	0	1	1	0	0	6	
Team						1	1	2								
Totals				21-59	2-17	10-19	13	24	37	22	54	7	21	4	8	200
FG % 1st Half:			10-29	34.5%	2nd half:	11-30	36.7%	Game:		21-59	35.6%	Deadball Rebounds				
3FG % 1st Half:			1-10	10.0%	2nd half:	1-7	14.3%	Game:		2-17	11.8%	4.1				
FT % 1st Half:			3-8	37.5%	2nd half:	7-11	63.6%	Game:		2-19	52.6%					

Official Basketball Box Score -- Game Totals -- Final Statistics
Prairie View vs Georgia Tech
11/23/18 4 p.m. at McCamish Pavilion, Atlanta, Ga.

Prairie View 54 • 1-6

##	Player	Total		3-Ptr		Rebounds			PF	TP	A TO Blk Stl				Min
		FG-FGA	FG-FGA	FT-FTA	Off Def Tot										
13	Ellis, Jwin	r	0-0	0-0	0-0	1	0	1	3	0	0	0	0	0	12
23	Patterson, Devonte	r	6-13	2-5	2-3	0	2	2	4	16	0	3	0	2	34
01	Johnson, Taishawn	g	1-5	0-1	4-5	0	4	4	1	6	2	2	0	1	34
03	Blackston, Gary	g	6-15	0-3	7-8	2	7	9	4	19	2	2	0	1	34
15	Andrus, Gerard	g	2-5	0-0	0-0	1	3	4	1	4	4	2	0	0	30
00	Ellis, Chancellor		3-8	3-7	0-0	0	0	0	3	9	0	1	0	0	21
02	Williams, Darius		0-2	0-2	0-0	0	1	1	1	0	0	1	0	0	15
10	Singleton, Tyler		0-0	0-0	0-0	0	1	1	0	0	0	1	0	0	6
14	Sneed, Leon		0-0	0-0	0-0	0	1	1	1	0	0	1	0	1	11
21	Williams, Faite		0-0	0-0	0-0	0	1	1	1	0	0	1	0	0	3
Team						2	3	5			1				
Totals			18-48	5-18	13-16	6	23	29	19	54	8	15	0	5	200
FG % 1st Half: 10-24		41.7%	2nd half: 8-24		33.3%	Game: 18-48		37.5%	Deadball						
3FG % 1st Half: 2-7		28.6%	2nd half: 3-11		27.3%	Game: 5-18		27.8%	Rebounds						
FT % 1st Half: 5-6		83.3%	2nd half: 8-10		80.0%	Game: 13-16		81.3%	1,1						

Georgia Tech 65 • 4-1

##	Player	Total		3-Ptr		Rebounds			PF	TP	A TO Blk Stl				Min
		FG-FGA	FG-FGA	FT-FTA	Off Def Tot										
05	Wright, Moses	r	2-4	0-1	0-1	0	2	2	0	4	0	0	0	0	11
34	Gueye, Abdoulaye	r	1-4	0-0	4-4	1	4	5	3	6	2	3	0	0	24
02	Phillips, Shembari	g	2-5	0-1	1-1	0	1	1	3	5	0	1	0	0	12
10	Alvarado, Jose	g	6-11	1-5	2-3	1	2	3	2	15	6	1	0	4	36
13	Haywood II, Curtis	g	4-8	1-5	1-2	0	4	4	1	10	3	1	0	0	25
00	Devoe, Michael		3-7	0-2	0-0	0	4	4	4	6	3	3	1	0	34
01	Banks III, James		2-4	0-0	1-4	3	6	9	3	5	0	2	3	0	30
04	Alston, Brandon		4-8	2-3	4-5	0	2	2	1	14	0	0	0	0	28
Team						1	0	1							
Totals			24-51	4-17	13-20	6	25	31	17	65	14	11	4	4	200
FG % 1st Half: 10-26		38.5%	2nd half: 14-25		56.0%	Game: 24-51		47.1%	Deadball						
3FG % 1st Half: 0-8		0.0%	2nd half: 4-9		44.4%	Game: 4-17		23.5%	Rebounds						
FT % 1st Half: 6-10		60.0%	2nd half: 7-10		70.0%	Game: 13-20		65.0%	4,1						

Officials: Jamie Luckie, Tony Henderson, Tommy Morrissey
Technical fouls: Prairie View-None. Georgia Tech-None.
Attendance: 4306

Score by periods	1st	2nd	Total
Prairie View	27	27	54
Georgia Tech	26	39	65

Last FG - PVAMU 2nd-05:33, GT 2nd-01:21.
Largest lead - PVAMU by 10 1st-04:11, GT by 11 2nd-01:21.
PVAMU led for 26:54. GT led for 10:57. Game was tied for 02:09.

Score tied - 2 times.
Lead changed - 1 time.

Official Basketball Box Score -- Game Totals -- Final Statistics
Georgia Tech vs Northwestern
11/28/18 8:15 p.m. at Welsh-Ryan Arena, Evanston, Ill.

Georgia Tech 61 • 4-2

##	Player	Total		3-Ptr		Rebounds			PF	TP	A TO Blk Stl				Min
		FG-FGA	FG-FGA	FT-FTA	Off Def Tot										
05	Wright, Moses	r	0-4	0-0	1-2	0	1	1	1	1	0	0	0	0	16
34	Gueye, Abdoulaye	r	3-5	0-0	0-2	2	1	3	2	6	0	2	0	0	15
02	Phillips, Shembari	g	0-2	0-0	0-0	0	2	2	2	0	1	0	0	0	21
10	Alvarado, Jose	g	7-15	2-5	8-9	2	2	3	3	24	0	4	1	2	34
13	Haywood II, Curtis	g	1-4	1-3	0-0	0	0	0	2	3	0	3	0	0	16
00	Devoe, Michael		1-5	0-1	5-6	0	4	4	1	7	2	1	2	3	30
01	Banks III, James		6-8	0-0	0-0	4	8	12	5	12	0	1	3	0	27
04	Alston, Brandon		2-8	1-3	1-3	0	2	2	2	6	2	2	0	0	26
12	Moore, Khalid		0-2	0-0	2-2	1	2	3	3	2	3	0	0	2	15
Team						1	2	3			1				
Totals			20-53	4-12	17-24	10	23	33	21	61	8	14	6	9	200
FG % 1st Half: 6-24		25.0%	2nd half: 14-29		48.3%	Game: 20-53		37.7%	Deadball						
3FG % 1st Half: 1-3		33.3%	2nd half: 3-9		33.3%	Game: 4-12		33.3%	Rebounds						
FT % 1st Half: 7-13		53.8%	2nd half: 10-11		90.9%	Game: 17-24		70.8%	7,1						

Northwestern 67 • 6-1

##	Player	Total		3-Ptr		Rebounds			PF	TP	A TO Blk Stl				Min
		FG-FGA	FG-FGA	FT-FTA	Off Def Tot										
04	Law, Vic	r	6-12	1-3	1-2	2	7	9	4	14	4	3	1	2	35
10	Kopp, Miller	r	2-3	1-2	0-0	1	1	2	2	5	1	0	0	3	12
21	Turner, A.J.	r	1-6	0-2	2-4	1	0	1	3	4	3	3	1	1	26
05	Pardon, Dererk	c	4-10	0-1	4-6	5	5	10	4	12	2	3	0	0	30
14	Taylor, Ryan	g	7-15	4-9	2-2	0	2	2	3	20	1	3	0	1	37
11	Gaines, Anthony		2-4	1-1	3-3	1	1	2	3	8	3	1	1	1	31
22	Nance, Pete		0-1	0-1	0-0	0	1	1	1	0	0	0	1	0	10
23	Ash, Jordan		0-2	0-1	0-0	0	0	0	0	0	2	1	0	0	9
25	Benson, Barret		1-1	0-0	2-4	0	4	4	1	4	0	1	0	1	10
Team						1	2	3							
Totals			23-54	7-20	14-21	11	23	34	21	67	16	15	4	9	200
FG % 1st Half: 13-27		48.1%	2nd half: 10-27		37.0%	Game: 23-54		42.6%	Deadball						
3FG % 1st Half: 5-11		45.5%	2nd half: 2-9		22.2%	Game: 7-20		35.0%	Rebounds						
FT % 1st Half: 9-12		75.0%	2nd half: 5-9		55.6%	Game: 14-21		66.7%	3						

Officials: Paul Szele, Larry Scirotto, Lewis Garrison
Technical fouls: Georgia Tech-None. Northwestern-None.
Attendance: 6378

Score by periods	1st	2nd	Total
Georgia Tech	20	41	61
Northwestern	40	27	67

Last FG - GT 2nd-00:02, NU 2nd-00:45.
Largest lead - GT None, NU by 28 2nd-16:12.
GT led for 00:00. NU led for 38:29. Game was tied for 01:31.

Score tied - 1 time.
Lead changed - 0 times.

Official Basketball Box Score -- Game Totals -- Final Statistics
St. John's vs Georgia Tech
12/1/18 12 p.m. at AmericanAirlines Arena, Miami, Fla.

St. John's 76 • 7-0

##	Player	Total		3-Ptr		Rebounds			PF	TP	A TO Blk Stl				Min
		FG-FGA	FG-FGA	FT-FTA	Off Def Tot										
13	CLARK II, Marvin	r	0-2	0-1	3-4	1	5	6	5	3	1	0	0	1	24
02	PONDS, Shamorie	g	10-18	4-7	13-15	0	5	5	3	37	1	2	0	3	37
05	SIMON, Justin	g	3-8	0-0	7-9	3	4	7	1	13	1	0	0	1	36
14	HERON, Mustapha	g	3-10	1-1	1-2	3	3	6	2	8	3	2	0	0	38
30	FIGUEROA, LJ	g	5-15	0-6	3-5	2	0	2	3	13	1	0	0	1	34
03	DIXON, Mikey		1-3	0-2	0-0	0	1	1	4	2	1	0	0	0	23
12	TRIMBLE JR, Bryan		0-2	0-2	0-0	0	1	1	4	0	0	1	0	0	8
Team						1	1	2							
Totals			22-58	5-19	27-35	10	20	30	22	76	8	5	0	6	200
FG % 1st Half: 9-30		30.0%	2nd half: 13-28		46.4%	Game: 22-58		37.9%	Deadball						
3FG % 1st Half: 3-10		30.0%	2nd half: 2-9		22.2%	Game: 5-19		26.3%	Rebounds						
FT % 1st Half: 8-9		88.9%	2nd half: 19-26		73.1%	Game: 27-35		77.1%	5,1						

Georgia Tech 73 • 4-3

#	Player		Total		3-Ptr		Rebounds			PF	TP	A TO Blk Stl				Min
			FG-FGA	FG-FGA	FT-FTA	Off	Def	Total								
01	Banks III, James	r	5-5	0-0	4-6	4	8	12	2	14	1	3	1	0	33	
05	Wright, Moses	r	5-8	0-2	2-2	1	2	3	2	12	0	1	0	1	25	
04	Alston, Brandon	g	4-8	3-4	3-3	1	3	4	14	2	4	1	1	27		
10	Alvarado, Jose		5-15	0-6	7-8	0	3	3	4	17	4	2	0	1	38	
11	Haywood II, Curtis	g	2-7	0-4	1-1	0	1	1	3	5	1	1	0	0	21	
00	Devoe, Michael		2-6	1-4	0-0	0	2	2	5	5	1	1	1	0	26	
02	Phillips, Shembari		0-1	0-1	0-0	0	4	4	0	0	0	1	1	0	8	
12	Moore, Khalid		1-2	0-0	4-4	0	1	1	4	6	2	0	0	0	15	
34	Gueye, Abdoulaye		0-1	0-0	0-0	0	1	2	1	0	0	1	1	0	7	
	Team					1	1	2				2				
Totals			24-53	4-21	21-24	8	27	35	25	73	12	16	5	4	200	
FG % 1st Half: 12-25 48.0%			2nd half: 12-28 42.9%		Game: 24-53 45.3%		Deadball									
3FG % 1st Half: 2-8 25.0%			2nd half: 2-13 15.4%		Game: 4-21 19.0%		Rebounds									
FT % 1st Half: 12-14 85.7%			2nd half: 9-10 90.0%		Game: 21-24 87.5%		3.2									

Official Basketball Box Score -- Game Totals -- Final Statistics
Gardner-Webb vs Georgia Tech
12/17/18 7:30 p.m. at McCamish Pavilion, Atlanta, Ga.

Gardner-Webb 79 • 8-5

##	Player	Total		3-Ptr		Rebounds			PF	TP	A TO Blk Stl				Min
		FG-FGA	FG-FGA	FT-FTA	Off Def Tot	PF	TP	A TO Blk Stl							
25	DJ Laster	r	12-20	0-3	1-2	5	4	9	1	25	1	0	1	1	31
04	Christian Turner	g	2-2	0-0	0-0	0	5	5	0	4	1	1	0	3	22
05	Jose Perez	g	3-8	1-2	5-7	0	4	4	0	12	8	3	0	0	30
10	Nate Johnson	g	2-3	2-3	0-0	0	3	3	1	6	2	0	0	2	33
11	David Eflanyai	g	3-11	2-4	4-5	0	2	2	2	12	5	0	0	0	35
01	Jaheam Cornwall		4-5	1-1	1-1	0	1	1	1	2	10	1	3	0	19
02	Eric Jamison		3-5	0-0	0-0	0	1	1	2	6	0	1	0	0	16
03	Justin Jenkins		0-1	0-1	0-0	0	2	2	0	0	0	0	0	0	5
24	Ludovic Dufael		2-4	0-1	0-0	1	1	2	2	4	1	0	0	1	9
Team					1	3	4				1				
Totals			31-59	6-15	11-15	7	26	33	10	79	19	9	1	7	200
FG % 1st Half: 18-30 60.0% 2nd half: 13-29 44.8% Game: 31-59 52.5%															
3FG % 1st Half: 3-8 37.5% 2nd half: 3-7 42.9% Game: 6-15 40.0%															
FT % 1st Half: 6-7 85.7% 2nd half: 5-8 62.5% Game: 11-15 73.3%															
Deadball Rebounds 1															

Georgia Tech 69 • 5-4

##	Player	Total		3-Ptr		Rebounds			PF	TP	A TO Blk Stl				Min
		FG-FGA	FG-FGA	FT-FTA	Off Def Tot	PF	TP	A TO Blk Stl							
05	Wright, Moses	r	2-8	0-1	0-0	1	4	5	1	4	1	0	1	0	18
01	Banks III, James	c	10-14	0-0	2-5	8	4	12	2	22	0	4	1	2	34
04	Alston, Brandon	g	2-9	0-3	0-0	0	3	3	4	4	5	2	1	1	36
10	Alvarado, Jose	g	8-16	2-9	1-1	0	3	3	4	19	1	2	0	1	40
13	Haywood II, Curtis	g	4-8	4-8	0-0	0	1	1	0	12	1	0	0	0	25
00	Devoe, Michael	g	0-5	0-2	2-2	0	6	6	2	2	4	2	1	1	27
02	Phillips, Shembari		0-0	0-0	0-0	0	0	0	1	0	0	0	0	0	1
03	Cole, Evan		0-0	0-0	0-0	0	1	1	0	0	0	0	0	0	3
12	Moore, Khalid		2-2	0-0	2-2	0	1	1	0	6	1	1	0	0	11
34	Gueye, Abdoulaye		0-1	0-0	0-0	0	0	0	0	0	0	0	0	0	5
Team					1	1	2				1				
Totals			28-63	6-23	7-10	10	24	34	15	69	13	12	4	5	200
FG % 1st Half: 15-28 53.6% 2nd half: 13-35 37.1% Game: 28-63 44.4%															
3FG % 1st Half: 6-12 50.0% 2nd half: 0-11 0.0% Game: 6-23 26.1%															
FT % 1st Half: 2-2 100.0 2nd half: 5-8 62.5% Game: 7-10 70.0%															
Deadball Rebounds 2															

Officials: Mike Eades, Lee Cassell, Tony Henderson
Technical fouls: Gardner-Webb-None. Georgia Tech-None.
Attendance: 4268

Score by periods	1st	2nd	Total
Gardner-Webb	45	34	79
Georgia Tech	38	31	69

Last FG - GWEBB 2nd-00:00, GT 2nd-00:05.
Largest lead - GWEBB by 13 2nd-15:36, GT by 4 1st-05:54.
GWEBB led for 33:35. GT led for 03:43. Game was tied for 02:42.

Score tied - 4 times.
Lead changed - 7 times.

Official Basketball Box Score -- Game Totals -- Final Statistics
Georgia Tech vs Arkansas
12/19/18 8:00 pm at Bud Walton Arena, Fayetteville, Ark.

Georgia Tech 69 • 6-4

##	Player	Total		3-Ptr		Rebounds			PF	TP	A TO Blk Stl				Min
		FG-FGA	FG-FGA	FT-FTA	Off Def Tot	PF	TP	A TO Blk Stl							
05	Wright, Moses	r	1-6	0-1	2-4	1	3	4	0	4	1	0	1	0	17
12	Moore, Khalid	r	3-7	0-1	4-6	0	3	3	2	10	3	1	0	0	34
01	Banks III, James	c	5-7	0-0	4-4	8	6	14	3	14	3	4	5	1	34
00	Devoe, Michael	g	3-10	1-4	4-5	1	2	3	1	11	2	2	0	2	33
10	Alvarado, Jose	g	9-15	2-5	0-1	0	9	9	1	20	1	4	0	2	40
04	Alston, Brandon		1-2	0-1	0-0	0	0	0	3	2	1	4	0	0	17
13	Haywood II, Curtis		2-6	2-5	0-0	1	1	2	5	6	3	3	0	2	19
34	Gueye, Abdoulaye		1-2	0-0	0-0	1	1	2	1	2	0	0	0	1	6
Team					3	3	6				2				
Totals			25-55	5-17	14-20	15	28	43	16	69	14	20	6	8	200
FG % 1st Half: 13-31 41.9% 2nd half: 12-24 50.0% Game: 25-55 45.5%															
3FG % 1st Half: 1-8 12.5% 2nd half: 4-9 44.4% Game: 5-17 29.4%															
FT % 1st Half: 4-7 57.1% 2nd half: 10-13 76.9% Game: 14-20 70.0%															
Deadball Rebounds 1															

Arkansas 65 • 7-3

##	Player	Total		3-Ptr		Rebounds			PF	TP	A TO Blk Stl				Min
		FG-FGA	FG-FGA	FT-FTA	Off Def Tot	PF	TP	A TO Blk Stl							
02	Bailey, Adrio	r	0-4	0-0	0-0	2	0	2	1	0	0	1	0	1	11
10	Gafford, Daniel	r	6-9	0-0	2-4	3	5	8	5	14	3	3	3	1	32
01	Joe, Isaiah	g	5-17	3-12	0-0	1	2	3	0	13	3	2	0	0	31
05	Harris, Jalen	g	3-7	0-3	1-1	0	3	3	4	7	4	2	0	1	31
13	Jones, Mason	g	5-15	5-13	2-2	3	3	6	1	17	5	2	0	2	35
00	Sills, Desi		2-3	2-2	0-0	1	1	2	1	6	0	3	0	0	11
11	Embery-Simpson, K		0-2	0-2	0-0	0	0	0	1	0	0	2	0	1	12
22	Osabuohien, Gabe		0-0	0-0	2-2	1	1	2	2	2	0	0	0	0	10
35	Chaney, Reggie		3-6	0-0	0-0	1	3	4	2	6	1	1	3	1	27
Team					1	0	1								
Totals			24-63	10-32	7-9	13	18	31	17	65	16	16	6	7	200
FG % 1st Half: 11-25 44.0% 2nd half: 13-38 34.2% Game: 24-63 38.1%															
3FG % 1st Half: 6-17 35.3% 2nd half: 4-15 26.7% Game: 10-32 31.3%															
FT % 1st Half: 4-6 66.7% 2nd half: 3-3 100.0 Game: 7-9 77.8%															
Deadball Rebounds 0.2															

Officials: Tony Greene, Bart Lenox, Steven Anderson
Technical fouls: Georgia Tech-None. Arkansas-None.
Attendance: 14368
Tickets scanned: 8,132
Fouled Out Georgia Tech: #13, Haywood (0:39.9 2H)
Fouled Out Arkansas: #10, Gafford (0:36.9 2H)

Score by periods	1st	2nd	Total
Georgia Tech	31	38	69
Arkansas	32	33	65

Last FG - GT 2nd-01:30, ARK 2nd-00:05.
Largest lead - GT by 11 1st-14:37, ARK by 5 2nd-13:29.
GT led for 23:38. ARK led for 11:45. Game was tied for 04:37.

Score tied - 5 times.
Lead changed - 11 times.

Official Basketball Box Score -- Game Totals -- Final Statistics
Georgia vs Georgia Tech
12/22/18 12 p.m. at McCamish Pavilion, Atlanta, Ga.

Georgia 70 • 7-4

##	Player	Total		3-Ptr		Rebounds			PF	TP	A TO Blk Stl				Min
		FG-FGA	FG-FGA	FT-FTA	Off Def Tot	PF	TP	A TO Blk Stl							
20	Hammonds, Rayshaun	r	4-10	1-2	2-2	3	4	7	4	11	2	2	0	1	23
33	Claxton, Nicolas	r	3-5	1-1	6-8	2	11	13	3	13	6	2	6	2	28
34	Ogbeide, Derek	r	4-8	0-0	0-0	3	6	9	2	8	2	3	0	0	32
00	Jackson II, William	g	0-4	0-3	0-0	0	0	0	2	0	0	0	1	0	17
01	Hightower, Teshawn	g	5-10	1-4	1-2	0	4	4	1	12	3	1	0	3	30
02	Harris, Jordan		2-4	0-0	2-2	0	4	4	1	6	1	1	0	0	17
04	Crump, Tyree		3-8	2-7	2-2	0	1	1	1	10	1	1	0	0	17
05	Topplin, Jojo		0-0	0-0	0-0	0	0	0	1	0	0	1	0	0	2
11	Harrison, Christian		0-0	0-0	0-0	0	0	0	0	0	1	0	0	1	6
13	Whirledge, E'Torrian		2-4	0-1	2-2	0	0	0	2	6	0	3	3	0	20
14	Fagan, Tye		0-0	0-0	0-0	0	0	0	1	0	0	1	0	0	3
25	Ngumezi, Amanze		2-2	0-0	0-0	0	0	0	2	4	0	0	0	0	5
Team					2	1	3				1				
Totals			25-55	5-18	15-18	10	31	41	20	70	16	16	10	7	200

Official Basketball Box Score -- Game Totals -- Final Statistics
USC Upstate vs Georgia Tech
1/2/19 7:30 p.m. at McCamish Pavilion, Atlanta, Ga.

USC Upstate 63 • 5-10

#	Player		Total		3-Ptr	Rebounds					PF	TP	A	TO	Blk	Stl	Min
			FG-FGA	FG-FGA	FT-FTA	Off	Def	Tot									
00	Moore, Malik	f	5-15	1-6	7-12	2	3	5	3	18	2	0	0	3	29		
35	Zink, Nevin	c	2-3	0-0	2-4	2	4	6	5	6	0	1	1	1	12		
01	White, Dalvin	g	0-9	0-6	0-0	0	3	3	0	0	5	1	0	0	28		
11	Holmes, Deion	g	4-11	2-7	2-4	2	4	6	3	12	0	0	0	0	28		
34	Aldrich, Josh	g	0-2	0-1	3-4	1	3	4	2	3	0	1	0	0	21		
02	Hammond, Everette		3-5	0-1	0-0	1	1	2	0	6	0	1	0	0	7		
03	Span, Jure		0-1	0-0	0-0	0	0	0	1	0	1	1	0	0	12		
04	Martin, Brandon		1-4	0-0	0-0	0	0	0	0	2	0	2	0	2	13		
05	Mozone, Bryson		1-6	1-4	0-0	3	3	6	3	3	1	1	0	2	17		
10	Ryan, Ross		1-3	0-0	2-2	0	1	1	1	4	3	1	0	2	16		
15	Welch, Pat		3-6	3-6	0-0	0	0	0	2	9	0	0	0	0	17		
Team						3	1	4									
Totals				20-65	7-31	16-26	14	23	37	20	63	12	10	1	10	200	
FG % 1st Half:			10-31	32.3%	2nd half:		10-34	29.4%	Game:		20-65	30.8%	Deadball				
3FG % 1st Half:			2-16	12.5%	2nd half:		5-15	33.3%	Game:		7-31	22.6%	Rebounds				
FT % 1st Half:			3-8	37.5%	2nd half:		13-18	72.2%	Game:		16-26	61.5%	7				

Georgia Tech 79 • 8-5

#	Player		Total		3-Ptr	Rebounds					PF	TP	A	TO	Blk	Stl	Min
			FG-FGA	FG-FGA	FT-FTA	Off	Def	Tot									
05	Wright, Moses	f	0-4	0-1	0-2	0	2	2	1	0	0	0	1	0	1	0	12
12	Moore, Khalid	r	3-5	0-0	2-2	0	0	0	1	8	1	1	0	1	0	1	20
01	Banks III, James	c	1-2	0-0	2-4	1	4	5	2	4	3	3	3	0	0	23	
00	Devoe, Michael	g	5-8	0-1	4-4	0	3	3	0	14	2	2	1	0	0	34	
10	Alvarado, Jose	g	3-6	0-2	2-3	0	5	5	0	8	4	2	0	0	0	26	
02	Phillips, Shembari		1-1	1-1	0-0	0	0	0	3	3	1	1	0	0	0	7	
03	Cole, Evan		6-8	1-3	3-4	1	4	5	4	16	2	0	0	0	0	19	
04	Alston, Brandon		4-6	1-3	1-2	1	3	4	2	10	1	2	0	0	0	24	
13	Haywood II, Curtis		3-6	2-5	2-2	0	4	4	3	10	4	1	0	2	21		
34	Gueye, Abdoulaye		3-4	0-0	0-0	0	5	5	2	6	4	4	2	0	0	13	
35	Sjolund, Kristian		0-0	0-0	0-0	0	0	0	0	0	0	0	0	0	0	1	
Team						0	2	2									
Totals			29-50	5-16	16-23	3	32	35	18	79	22	16	7	3	0	200	
FG % 1st Half:			12-22	54.5%	2nd half:	17-28	60.7%	Game:		29-50	58.0%	Deadball					
3FG % 1st Half:			4-9	44.4%	2nd half:	1-7	14.3%	Game:		5-16	31.3%	Rebounds					
FT % 1st Half:			5-9	55.6%	2nd half:	11-14	78.6%	Game:		16-23	69.6%	3,1					

Officials: Raymie Styons, John Gaffney, Jerry Heater
Technical fouls: USC Upstate-None. Georgia Tech-None.
Attendance: 4397

Score by periods	1st	2nd	Total
USC Upstate	25	38	63
Georgia Tech	33	46	79

Last FG - UPST 2nd-00:13, GT 2nd-00:26.
Largest lead - UPST by 4 1st-17:26, GT by 19 2nd-02:14.
UPST led for 05:51. GT led for 30:11. Game was tied for 03:58.

Score tied - 3 times.
Lead changed - 7 times.

Official Basketball Box Score -- Game Totals -- Final Statistics
Virginia Tech vs Georgia Tech
1/9/19 7:00 pm at McCamish Pavilion, Atlanta, Ga.

Virginia Tech 52 • 14-1, 3-0 ACC

#	Player		Total		3-Ptr	Rebounds			PF	TP	A TO Blk			Stl	Min
			FG-FGA	FG-FGA	FT-FTA	Off	Def	Tot			A	TO	Blk		
24	Blackshear, Kerry	r	3-8	0-0	8-12	5	5	10	3	14	1	3	1	0	32
42	Outlaw, Ty	r	1-6	0-3	0-0	1	3	4	0	2	0	0	1	0	30
04	Alexander-Walker, N	g	1-13	0-6	2-2	0	4	4	2	4	6	1	0	0	36
05	Robinson, Justin	g	3-10	2-7	2-4	1	4	5	2	10	3	2	0	1	36
13	Hill, Ahmed	g	6-14	2-8	1-1	1	1	2	3	15	1	1	0	0	35
01	Wilkins, Isaiah		1-3	1-2	0-0	0	0	0	0	3	0	0	0	0	10
03	Bede, Wabissa		0-1	0-1	0-0	0	1	1	3	0	1	0	0	1	13
14	Horne, PJ		2-2	0-0	0-0	1	3	4	2	4	0	1	0	1	8
Team						4	1	5			1				
Totals			17-57	5-27	13-19	13	22	35	15	52	12	9	2	3	200
FG % 1st Half:			9-28	32.1%	2nd half:	8-29	27.6%	Game:		17-57	29.8%	Deadball			
3FG % 1st Half:			2-11	18.2%	2nd half:	3-16	18.8%	Game:		5-27	18.5%	Rebounds			
FT % 1st Half:			9-10	90.0%	2nd half:	4-9	44.4%	Game:		13-19	68.4%	4.1			

Georgia Tech 49 • 9-6, 1-1 ACC

#	Player		Total		3-Ptr	Rebounds					PF	TP	A	TO	Blk	Stl	Min
			FG-FGA	FG-FGA	FT-FTA	Off	Def	Tot									
05	Wright, Moses	r	0-1	0-0	0-0	0	4	4	1	0	1	2	0	0	0	14	
12	Moore, Khalid	r	1-2	0-0	0-0	0	3	3	4	2	2	1	0	0	0	15	
01	Banks III, James	c	1-5	0-0	0-0	1	4	5	4	2	2	2	2	1	1	36	
00	Devoe, Michael	g	3-7	1-4	0-2	0	6	6	1	7	3	3	0	2	2	40	
10	Alvarado, Jose	g	6-11	3-5	5-8	0	1	1	4	20	4	4	0	2	2	39	
02	Phillips, Shembari		0-0	0-0	0-0	0	1	1	0	0	0	0	0	0	0	6	
03	Cole, Evan		0-1	0-1	0-0	0	0	0	1	0	0	1	0	0	0	6	
04	Alston, Brandon		2-4	1-3	2-2	0	3	3	3	7	0	3	0	0	0	17	
34	Gueye, Abdoulaye		4-7	1-3	2-4	1	5	6	4	11	0	2	2	2	0	27	
Team						1	2	3									
Totals			17-38	6-16	9-16	3	29	32	22	49	12	18	4	5	200		
FG % 1st Half:			9-17	52.9%	2nd half:	8-21	38.1%	Game:		17-38	44.7%	Deadball					
3FG % 1st Half:			3-6	50.0%	2nd half:	3-10	30.0%	Game:		6-16	37.5%	Rebounds					
FT % 1st Half:			3-6	50.0%	2nd half:	6-10	60.0%	Game:		9-16	56.3%	2					

Officials: Lee Cassell, Bert Smith, Douog Simmons
Technical fouls: Virginia Tech-None. Georgia Tech-None.
Attendance: 6166

Score by periods	1st	2nd	Total
Georgia Tech	29	23	52
Georgia Tech	24	25	49

Last FG - VT 2nd-03:09, GT 2nd-03:25.
Largest lead - VT by 10 2nd-17:02, GT by 2 1st-19:46.
VT led for 36:58. GT led for 00:44. Game was tied for 02:18.

Score tied - 2 times.
Lead changed - 3 times.

Official Basketball Box Score -- Game Totals -- Final Statistics
Wake Forest vs Georgia Tech
1/5/19 2 p.m. at McCamish Pavilion, Atlanta, Ga.

Wake Forest 79 • 7-6, 0-1 ACC

#	Player		Total		3-Ptr	Rebounds			PF	TP	A	TO	Blk	Stl	Min
			FG-FGA	FG-FGA		Off	Def	Tot							
10	Hoard, Jaylen	r	6-15	0-1	7-9	3	5	8	3	19	2	3	0	1	35
35	Smart, Ikenna	r	2-4	0-0	0-0	1	1	2	2	4	0	2	0	0	16
00	Childress, Brandon	g	8-15	7-10	5-5	0	1	1	3	28	3	1	0	0	39
04	Johnson, Torry	g	3-3	1-1	1-2	0	0	0	4	8	2	4	0	0	19
23	Brown, Chaundee	g	4-13	1-5	1-2	4	2	6	5	10	0	2	1	2	31
01	Mucius, Isaiah		0-7	0-4	0-0	2	3	5	0	0	0	1	0	0	15
02	Wright Jr., Sharone		3-6	0-1	0-0	0	1	1	2	6	1	0	0	2	24
20	Wynn, Michael		0-0	0-0	0-0	0	0	0	0	0	0	0	0	0	0+
30	Sarr, Olivier		1-5	0-0	2-4	1	4	5	4	4	2	0	1	1	21
Team						3	2	5							
Totals			27-68	9-22	16-22	14	19	33	23	79	10	13	2	6	200
FG % 1st Half:			10-27	37.0%	2nd half:	17-41	41.5%	Game:	27-68	39.7%	Deadball				
3FG % 1st Half:			3-9	33.3%	2nd half:	6-13	46.2%	Game:	9-22	40.9%	Rebounds				
FT % 1st Half:			5-6	83.3%	2nd half:	11-16	68.8%	Game:	16-22	72.7%	5,1				

Georgia Tech 92 • 9-5, 1-0 ACC

#	Player		Total		3-Ptr	Rebounds			PF	TP	A	TO	Blk	Stl	Min
			FG-FGA	FG-FGA	FT-FTA	Off	Def	Total							
05	Wright, Moses	f	3-7	0-1	0-0	1	4	5	2	6	3	1	1	1	20
12	Moore, Khalid	f	0-0	0-0	6-6	0	2	2	2	6	2	2	0	2	18
01	Banks III, James	c	9-11	0-0	2-3	1	3	4	0	20	2	3	3	0	35
00	Devoe, Michael	g	4-6	3-4	5-8	1	3	4	3	16	4	2	0	1	34
10	Alvarado, Jose	g	3-9	1-6	6-6	0	4	4	2	13	7	0	0	2	37
03	Cole, Evan		4-5	1-2	0-0	0	4	4	4	9	0	1	2	1	15
04	Alston, Brandon		4-7	0-3	6-6	0	0	0	2	14	1	1	0	0	20
13	Haywood II, Curtis		1-4	1-4	2-2	1	1	2	2	5	1	0	0	3	11
34	Gueye, Abdoulaye		1-3	0-0	1-3	1	1	2	2	3	0	2	2	1	10
	Team					1	4	5							
Totals			29-52	6-20	28-34	6	26	32	19	92	20	12	8	11	200
FG % 1st Half: 12-24			50.0%	2nd half: 17-28	60.7%	Game: 29-52			55.8%	Deadball Rebounds					
3FG % 1st Half: 3-10			30.0%	2nd half: 3-10	30.0%	Game: 6-20			30.0%	3.2					
FT % 1st Half: 6-8			75.0%	2nd half: 22-26	84.6%	Game: 28-34			82.4%						

Official Basketball Box Score -- Game Totals -- Final Statistics
Georgia Tech vs Clemson
1/16/19 9:05 PM at Littlejohn Coliseum, Clemson, S.C.

Georgia Tech 60 • 10-7, 2-2 ACC

#	Player		Total		3-Ptr	Rebounds			PF	TP	A	TO	Blk	Stl	Min	
			FG-FGA	FG-FGA	FT-FTA	Off	Def	Tot								
03	Cole, Evan	r	0-2	0-0	0-0	0	1	1	2	0	0	0	0	0	7	
01	Banks III, James	c	6-11	0-0	4-4	1	0	1	3	16	0	4	4	0	32	
00	Devoe, Michael	g	2-7	0-2	4-4	0	4	4	1	8	1	1	1	2	35	
10	Alvarado, Jose	g	3-9	2-4	2-4	0	5	5	3	10	3	2	0	0	35	
13	Haywood II, Curtis	g	2-3	2-3	2-2	0	0	0	0	8	2	3	0	3	30	
02	Phillips, Shembari		1-2	0-0	0-0	0	1	1	3	2	0	0	0	0	10	
05	Wright, Moses		4-7	0-2	1-4	0	4	4	2	9	1	1	0	1	21	
12	Moore, Khalid		2-2	0-0	1-3	0	1	1	2	5	0	0	0	0	18	
24	Ogbonada, Sylvester		1-1	0-0	0-0	1	0	1	0	2	0	0	2	0	7	
35	Sjoldund, Kristian		0-0	0-0	0-0	0	0	0	1	0	0	0	0	0	5	
Team						3	4	7				2				
Totals				21-44	4-11	14-21	5	20	25	17	60	7	13	7	6	200
FG % 1st Half:			9-23	39.1%	2nd half:	12-21	57.1%	Game:		21-44	47.7%	Deadball				
3FG % 1st Half:			4-7	57.1%	2nd half:	0-4	0.0%	Game:		4-11	36.4%	Rebounds				
FT % 1st Half:			8-9	88.9%	2nd half:	6-12	50.0%	Game:		14-21	66.7%	2				

Clemson 72 • 11-6, 1-3 ACC

#	Player		Total		3-Ptr	Rebounds			PF	TP	A	TO	Blk	Stl	Min	
			FG-FGA	FG-FGA	FT-FTA	Off	Def	Total								
24	Skara, David	f	3-5	3-4	0-0	0	1	1	2	9	2	2	1	0	40	
25	Simms, Aamir	r	4-10	2-6	0-0	0	2	2	1	10	0	2	0	0	25	
14	Thomas, Elijah	c	5-11	0-0	1-2	4	5	9	3	11	0	1	1	0	20	
02	Reed, Marcquise	g	10-13	2-3	8-8	1	5	6	1	30	1	1	0	4	40	
04	Mitchell, Shelton	g	1-5	0-2	0-0	0	2	2	1	2	8	0	0	0	38	
00	Trapp, Clyde		1-2	0-0	2-4	0	3	3	4	4	1	2	0	1	12	
15	Newman III, John		0-2	0-1	0-0	0	0	0	0	0	0	1	0	0	10	
35	White, Javan		3-5	0-0	0-0	2	2	4	6	1	0	0	0	0	10	
55	Jemison, Trey		0-0	0-0	0-0	0	1	1	2	0	0	0	0	0	5	
Team						0	2	2				1				
Totals				27-53	7-16	11-14	7	23	30	18	72	13	10	2	5	200
FG % 1st Half:			14-29	48.3%	2nd half:	13-24	54.2%	Game:	27-53	50.9%						Deadball
3FG % 1st Half:			3-8	37.5%	2nd half:	4-8	50.0%	Game:	7-16	43.8%						Rebounds
FT % 1st Half:			4-4	100.0	2nd half:	7-10	70.0%	Game:	11-14	78.6%						2

Officials: Mike Eades, Jeffrey Anderson, James Breeding
Technical fouls: Georgia Tech-None. Clemson-None.
Attendance: 6693

Score by periods	1st	2nd	Total
Georgia Tech	30	30	60
Clemson	35	37	72

Last FG - GT 2nd-01:20, CU 2nd-00:52.
Largest lead - GT None, CU by 19 1st-09:03.
GT led for 00:00. CU led for 39:42. Game was tied for 00:17.

Score tied - 0 times.
Lead changed - 0 times.

Official Basketball Box Score -- Game Totals -- Final Statistics
Louisville vs Georgia Tech
1/19/19 4 p.m. at McCamish Pavilion, Atlanta, Ga.

Louisville 79 • 13-5, 4-1 ACC

#	Player		Total		3-Ptr	Rebounds			PF	TP	A	TO	Blk	Stl	Min	
			FG-FGA	FG-FGA	Off	Def	Tot									
05	Williams, Malik	f	5-13	2-5	1-1	2	3	5	3	13	0	1	0	0	16	
24	Sutton, Dwayne	f	2-5	0-2	1-3	2	6	8	3	5	3	1	0	1	28	
33	Nwora, Jordan	f	10-16	3-7	2-2	3	5	8	2	25	2	1	0	1	28	
01	Cunningham, Christen	g	3-6	1-2	2-3	0	2	2	1	9	11	0	0	0	29	
04	Fore, Khwan	g	1-5	0-1	0-0	0	3	3	1	2	2	3	0	1	24	
00	Agau, Akoy		0-0	0-0	0-0	0	0	0	0	0	0	0	0	0	4	
02	Perry, Darius		2-7	0-3	0-1	0	2	2	4	4	1	2	0	0	15	
03	Griffin, Jo		1-1	0-0	0-0	0	0	0	0	2	0	0	0	0	4	
10	Battaile, Wyatt		0-0	0-0	0-0	0	0	0	0	0	0	0	0	0	1	
12	Redding, Jacob		0-0	0-0	0-0	0	0	0	0	0	0	0	0	0	1	
13	King, VJ		1-2	0-0	2-2	1	5	6	2	4	0	1	1	0	12	
23	Enoch, Steven		6-9	1-2	2-2	1	5	6	3	15	0	2	0	0	27	
30	McMahon, Ryan		0-2	0-2	0-0	0	1	1	3	0	2	0	1	2	17	
Team						2	0	2								
Totals				31-66	7-24	10-14	11	32	43	22	79	21	11	2	5	200
FG % 1st Half:			17-34	50.0%	2nd half:	14-32	43.8%	Game:		31-66	47.0%	Deadball				
3FG % 1st Half:			5-14	35.7%	2nd half:	2-10	20.0%	Game:		7-24	29.2%	Rebounds				
FT % 1st Half:			4-5	80.0%	2nd half:	6-9	66.7%	Game:		10-14	71.4%	1				

Georgia Tech 51 • 10-8, 2-3 ACC

#	Player		Total		3-Ptr	Rebounds			PF	TP	A TO Blk Stl				Min	
			FG-FGA	FG-FGA		FT-FTA	Off	Def			Total	A	TO	Blk		Stl
05	Wright, Moses	r	3-5	0-1	1-2	0	3	3	2	7	0	2	0	0	21	
12	Moore, Khalid	r	2-5	0-1	1-5	0	3	3	2	5	2	0	0	1	30	
01	Banks III, James	c	9-17	0-0	6-9	5	6	11	3	24	3	5	3	0	36	
00	Devoe, Michael	g	2-5	1-1	3-4	0	0	0	2	8	2	2	0	1	28	
13	Haywood II, Curtis	g	1-6	0-2	0-0	1	4	5	0	2	3	1	2	1	30	
02	Phillips, Shembari		0-3	0-2	0-0	0	2	2	1	0	2	1	1	2	22	
03	Cole, Evan		2-6	0-2	0-2	0	5	5	4	4	1	4	0	1	23	
24	Ogbonada, Sylvester		0-2	0-0	0-0	0	0	0	1	0	0	1	0	0	4	
35	Sjoldund, Kristian		0-1	0-1	1-2	0	0	0	2	1	0	1	0	0	6	
Team						0	4	4								
Totals			19-50	1-10	12-24	6	27	33	17	51	13	17	6	6	200	
FG % 1st Half:		6-24	25.0%	2nd half:	13-26	50.0%	Game:		19-50	38.0%						Deadball Rebounds 5
3FG % 1st Half:		0-6	0.0%	2nd half:	1-4	25.0%	Game:		1-10	10.0%						
FT % 1st Half:		4-8	50.0%	2nd half:	8-16	50.0%	Game:		12-24	50.0%						

Officials: Ron Groover, A.J. Desai, Paul Szlec
Technical fouls: Louisville-None. Georgia Tech-None.
Attendance: 8600
Sellout

Score by periods	1st	2nd	Total
Louisville	43	36	79
Georgia Tech	16	35	51

Last FG - UL 2nd-00:36, GT 2nd-00:29.
Largest lead - UL by 38 2nd-11:08. GT by 2 1st-19:41.
UL led for 38:54. GT led for 00:00. Game was tied for 01:06.

Score tied - 1 time.
Lead changed - 1 time.

Official Basketball Box Score -- Game Totals -- Final Statistics
Notre Dame vs Georgia Tech
1/22/19 7 p.m. at McCamish Pavilion, Atlanta, Ga.

Notre Dame 61 • 11-8, 1-5 ACC

#	Player		Total		3-Ptr		Rebounds			PF	TP	A	TO	Blk	Stl	Min
			FG-FGA	FG-FGA	FT-FTA	Off	Def	Tot								
33	John Mooney	r	10-20	0-0	2-2	7	7	14	2	22	2	2	2	2	1	38
03	Prentiss Hubb	g	0-4	0-3	0-0	0	2	2	2	0	5	1	0	1	23	
05	D.J. Harvey	g	1-8	0-3	2-2	2	5	7	2	4	1	2	1	0	31	
10	T.J. Gibbs	g	2-11	1-8	2-2	0	1	1	2	7	5	0	0	2	38	
23	Dane Goodwin	g	2-10	1-5	1-3	3	0	3	0	6	1	4	1	4	29	
13	Nikola Djogo		1-2	1-2	0-0	0	1	1	1	3	0	2	0	0	9	
14	Nate Laszewski		5-10	4-9	5-6	3	3	6	2	19	1	1	0	0	31	
15	Chris Doherty		0-0	0-0	0-0	0	0	0	1	0	0	1	0	0	1	
Team						5	1	6								
Totals				21-65	7-30	12-15	20	20	40	12	61	15	13	4	9	200
FG % 1st Half: 11-35 31.4% 2nd half: 10-30 33.3% Game: 21-65 32.3%																
3FG % 1st Half: 3-14 21.4% 2nd half: 4-16 25.0% Game: 7-30 23.3%																
FT % 1st Half: 5-6 83.3% 2nd half: 7-9 77.8% Game: 12-15 80.0%																
																Deadball Rebounds 2

Georgia Tech 63 • 11-8, 3-3 ACC

#	Player		Total		3-Ptr	Rebounds			PF	TP	A TO Blk Stl				Min	
			FG-FGA	FG-FGA	FT-FTA	Off	Def	Tot			A	TO	Blk	Stl		
34	Gueye, Abdoulaye	f	5-12	0-1	3-6	4	4	8	4	13	2	1	1	2	37	
01	Banks III, James	c	8-13	0-0	0-0	3	7	10	3	16	0	3	1	0	38	
00	Devoe, Michael	g	4-7	2-5	1-2	0	3	3	2	11	5	1	0	2	39	
10	Alvarado, Jose	g	4-12	2-7	6-6	0	3	3	1	16	2	4	0	3	38	
13	Haywood II, Curtis	g	0-5	0-5	0-0	0	3	3	1	0	1	1	0	1	24	
02	Phillips, Shembari		0-0	0-0	0-0	0	0	0	0	0	0	0	0	0	2	
03	Cole, Evan		0-0	0-0	0-0	0	0	0	0	0	0	0	0	0	3	
05	Wright, Moses		0-0	0-0	0-0	0	0	0	0	0	0	2	0	0	3	
12	Moore, Khalid		3-3	1-1	0-1	0	2	2	4	7	1	2	0	0	16	
Team						2	3	5								
Totals				24-52	5-19	10-15	9	25	34	15	63	11	12	2	8	200
FG % 1st Half:			11-28	39.3%	2nd half:	13-24	54.2%	Game:	24-52	46.2%						Deadball
3FG % 1st Half:			3-10	30.0%	2nd half:	2-9	22.2%	Game:	5-19	26.3%						Rebounds
FT % 1st Half:			3-4	75.0%	2nd half:	7-11	63.6%	Game:	10-15	66.7%						4

ROSTER AT-A-GLANCE

NUMERICAL

No.	Name	Pos.	Ht.	Wt.	Cl.	Exp.	Hometown (High School/College)
0	Michael Devoe	G	6-4	188	Fr.	HS	Orlando, Fla. (Montverde Academy)
1	James Banks III	F	6-9	243	Jr.	TR	Decatur, Ga. (La Lumiere School, LaPorte, Ind.)/Texas)
2	Shembari Phillips	G	6-3	202	Jr.	TR	Atlanta, Ga. (Wheeler HS/Tennessee)
3	Evan Cole	F	6-9	217	So.	1VL	Cumming, Ga. (South Forsyth HS)
4	Brandon Alston	G	6-5	203	r-Sr.*	1VL	Vienna, Va. (Herndon HS/Lehigh)
5	Moses Wright	F	6-9	221	So.	1VL	Raleigh, N.C. (William G. Enloe HS)
10	Jose Alvarado	G	6-0	176	So.	1VL	Brooklyn, N.Y. (Christ the King HS)
11	Evan Jester	F	6-6	191	So.	1VL	Fayetteville, Ga. (Sandy Creek HS)
12	Khalid Moore	F	6-6	200	Fr.	HS	Briarwood, N.Y. (Archbishop Molloy HS)
13	Curtis Haywood II	G	6-5	202	So.	1VL	Oklahoma City, Okla. (Mustang HS/Brewster Academy, N.H.)
24	Sylvester Ogbonda	F	6-10	237	r-Jr.	2VL	Port Harcourt, Nigeria (National Christian Academy, Fort Washington, Md.)
34	Abdoulaye Gueye	F	6-9	217	r-Sr.	3VL	Dakar, Senegal (Central Park Christian/Birmingham, Ala.)
35	Kristian Sjolund	F	6-7	200	Fr.	HS	Kongsberg, Norway (Obra D. Tompkins HS)
45	Shaheed Medlock	G	6-5	196	Jr.	1VL	Waycross, Ga. (Ware County)
55	Malachi Rice	G	6-0	186	So.	1VL	Indianapolis, Ind. (Brebeuf Jesuit Preparatory School)

ALPHABETICAL

No.	Name	Pos.	Ht.	Wt.	Cl.	Exp.	Hometown (High School/College)
4	Brandon Alston	G	6-5	203	r-Sr.*	1VL	Vienna, Va. (Herndon HS/Lehigh)
10	Jose Alvarado	G	6-0	176	So.	1VL	Brooklyn, N.Y. (Christ the King HS)
1	James Banks III	F	6-9	243	Jr.	TR	Decatur, Ga. (La Lumiere School, LaPorte, Ind.)/Texas)
3	Evan Cole	F	6-9	217	So.	1VL	Cumming, Ga. (South Forsyth HS)
0	Michael Devoe	G	6-4	188	Fr.	HS	Orlando, Fla. (Montverde Academy)
34	Abdoulaye Gueye	F	6-9	217	r-Sr.	3VL	Dakar, Senegal (Central Park Christian-Birmingham, Ala.)
13	Curtis Haywood II	G	6-5	202	So.	1VL	Oklahoma City, Okla. (Mustang HS/Brewster Academy, N.H.)
11	Evan Jester	F	6-6	191	So.	1VL	Fayetteville, Ga. (Sandy Creek HS)
45	Shaheed Medlock	G	6-5	196	Jr.	1VL	Waycross, Ga. (Ware County)
12	Khalid Moore	F	6-6	200	Fr.	HS	Briarwood, N.Y. (Archbishop Molloy HS)
24	Sylvester Ogbonda	F	6-10	237	r-Jr.	2VL	Port Harcourt, Nigeria (National Christian Academy, Fort Washington, Md.)
2	Shembari Phillips	G	6-3	202	Jr.	TR	Atlanta, Ga. (Wheeler HS/Tennessee)
55	Malachi Rice	G	6-0	186	So.	1VL	Indianapolis, Ind. (Brebeuf Jesuit Preparatory School)
35	Kristian Sjolund	F	6-7	200	Fr.	HS	Kongsberg, Norway (Obra D. Tompkins HS)
5	Moses Wright	F	6-9	221	So.	1VL	Raleigh, N.C. (William G. Enloe HS)

*graduate student

Head Coach: Josh Pastner (Arizona, 1997), 3rd season

Assistant Coaches:

Eric Reveno (Stanford, 1989), 3rd season

Julian Swartz (Carroll College, 2005), 3rd season

Anthony Wilkins (Kent State, 2013), 1st season

Director of Operations: Tyler Benson (St. Bonaventure, 2009), 3rd season

Director of Player Personnel: Mario West (Georgia Tech, 2007), 3rd season

Director of Scouting: Hayden Sheridan (Arizona, 2016), 1st season

Athletic Trainer: Richard Stewart (Salisbury, 2005), 12th season

Player Development Coach: Dan Taylor (Franklin Pierce, 2002), 3rd season

Pronunciations

Jose Alvarado	AL-vuh-ROD-oh
Abdoulaye Gueye	ahb-doo-LYE gay
Khalid Moore	kuh-LEED
Sylvester Ogbonda	oh-BOND-uh
Shembari Phillips	shem-BAR-ee
Eric Reveno	REV-uh-no
Malachi Rice	MAL-uh-ky
Kristian Sjolund	SHO-lund

BY CLASS

Freshmen: Michael Devoe, Khalid Moore, Kristian Sjolund

Sophomores: Jose Alvarado, Evan Cole, Curtis Haywood II, Evan Jester, Malachi Rice, Moses Wright

Juniors: James Banks (transfer), Shaheed Medlock, Sylvester Ogbonda (r), Shembari Phillips

Seniors: Brandon Alston (grad.), Abdoulaye Gueye (r)

BY STATE/COUNTRY

Florida: Michael Devoe

Georgia: James Banks, Evan Cole, Evan Jester, Shaheed Medlock, Shembari Phillips

Indiana: Malachi Rice

New York: Jose Alvarado, Khalid Moore

Nigeria: Sylvester Ogbonda

North Carolina: Moses Wright

Norway: Kristian Sjolund

Oklahoma: Curtis Haywood II

Senegal: Abdoulaye Gueye

Norway: Kristian Sjolund

Virginia: Brandon Alston

BY BIRTHDATE

January 11, 1996 Sylvester Ogbonda

January 16, 1998 James Banks III

March 5, 1999 Evan Jester

March 6, 1999 Malachi Rice

March 21, 1997 Shembari Phillips

April 12, 1998 Jose Alvarado

May 10, 1995 Brandon Alston

May 11, 1999 Evan Cole

July 29, 2000 Khalid Moore

September 10, 1999 Kristian Sjolund

September 24, 1997 Curtis Haywood II

October 13, 1997 Shaheed Medlock

November 24, 1994 Abdoulaye Gueye

December 17, 1999 Michael Devoe

December 23, 1998 Moses Wright

BY MAJOR

Economics: Brandon Alston (Masters), Malachi Rice

Business Administration: Evan Cole, Michael Devoe, Abdoulaye Gueye, Curtis Haywood II, Evan Jester, Sylvester Ogbonda, Moses Wright

Computer Science: Shaheed Medlock

History, Science & Technology: Shembari Phillips

Industrial Design: Kristian Sjolund

Literature, Media & Communication: Jose Alvarado

Undecided Engineering: Khalid Moore

Psychology: Justin Moore

BY HEIGHT

6-0 Jose Alvarado, Malachi Rice

6-3 Shembari Phillips

6-4 Michael Devoe

6-5 Brandon Alston, Curtis Haywood II, Shaheed Medlock

6-6 Evan Jester, Khalid Moore

6-7 Kristian Sjolund

6-8 James Banks

6-9 Evan Cole, Abdoulaye Gueye, Moses Wright

6-10 Sylvester Ogbonda

BROADCAST MEDIA CHEAT SHEET



0

MICHAEL DEVOE

Yr	GP/GS	PPG	RPG	APG	FG%	3FG%	FT%
2018-19	20/11	8.9	3.1	2.4	.429	.320	.696
Career	20/11	8.9	3.1	2.4	.429	.320	.696
Season High		Pts: 16	Reb: 6	Ast: 6	Min: 39		
Career High		Pts: 16	Reb: 6	Ast: 6	Min: 39		

Freshman • Guard • 6-4 • 188 • Orlando, Fla./Montverde Academy

- 8 double-digit scoring games this season, 2nd on team in assists and steals
- 9.4 ppg, 8-of-20 3pt, 2.9 apg in ACC games
- Started Tech's last 11 games (1st start Dec. 19 at Arkansas)
- 4-star HS prospect helped lead Montverde Academy to a national championship as a senior



1

JAMES BANKS III

Yr	GP/GS	PPG	RPG	BK/G	FG%	3FG%	FT%
2018-19	19/14	10.8	7.5	2.4	.574	.000	.667
Career	65/14	4.3	3.8	1.5	.561	.000	.612
Season High		Pts: 24	Reb: 14	Bk: 5	Min: 38		
Career High		Pts: 24	Reb: 14	Bk: 5	Min: 38		

Junior • Forward/Center • 6-9 • 243 • Decatur, Ga./Texas

- Started Tech's last 14 games, Tech's leading rebounder and No. 2 scorer
- Double-doubles in 5 games ... Vs. ACC: 14.0 ppg, 5.7 rpg, 56.9 FG% (#3 in ACC), 2.43 blk/g (#2)
- Transfer from Texas, granted immediately eligibility by NCAA on Nov. 13
- Has a 7-foot, 5.35-inch wingspan and a 9-foot, 3.5-inch reach




2

SHEMBARI PHILLIPS

Yr	GP/GS	PPG	RPG	APG	FG%	3FG%	FT%
2018-19	16/6	2.6	1.3	0.9	.385	.222	.778
Career	80/30	5.3	2.3	1.2	.395	.350	.737
Season High		Pts: 10	Reb: 4	Ast: 4	Min: 25		
Career High		Pts: 23	Reb: 7	Ast: 7	Min: 38		

Junior • Guard • 6-3 • 243 • Atlanta, Ga./Tennessee

- Started first 6 games this season, has hit 38.5 percent from the floor, 4-18 on 3s; 35 mins last 4 games
- Scored 10 points with 4 assists in his Tech debut vs. Lamar
- Part-time starter in two seasons at Tennessee (64 games, 24 starts)
- Attended Wheeler HS in Marietta, Ga.



3

EVAN COLE

Yr	GP/GS	PPG	RPG	APG	FG%	3FG%	FT%
2018-19	13/3	4.9	2.7	0.6	.500	.600	.682
Career	37/10	3.8	2.6	0.5	.473	.243	.583
Season High		Pts: 16	Reb: 5	Ast: 2	Min: 36		
Career High		Pts: 16	Reb: 10	Ast: 2	Min: 36		

Sophomore • Forward • 6-9 • 217 • Cumming, Ga./South Forsyth HS

- Missed 7 games recovering from sprained left ankle suffered in Tennessee game, returned vs. KSU 12/28
- In 9 games since return - 11 pts vs. KSU, 16 vs. Upstate, 9 vs. WF, 8 at Syracuse, 7 at Duke (22-of-38 FG)
- Started first 2 games this season, sprained ankle late in Tennessee game
- Stepmom is in Georgia Tech Sports Hall of Fame - softball pitcher Jessica Sallinger Cole



4

BRANDON ALSTON

Yr	GP/GS	PPG	RPG	APG	FG%	3FG%	FT%
2018-19	16/4	9.6	2.0	1.3	.480	.409	.822
Career	110/34	6.3	1.8	1.2	.421	.367	.746
Season High		Pts: 20	Reb: 6	Ast: 5	Min: 38		
Career High		Pts: 20	Reb: 6	Ast: 5	Min: 38		

Senior (Grad.) • Guard • 6-5 • 203 • Vienna Va./Lehigh

- Double figures in 8 games ... 10.3 ppg, 13-25 FG, 5-17 3pt, 10-11 FT in 4 games before Syracuse (2 mins)
- Started 19 games last season, 6 double-figure games
- His 689 career points are most of any current Tech player
- 37-of-45 from the FT line, 2nd on team in FTA, 2nd-best percentage (82.2)




5

MOSES WRIGHT

Yr	GP/GS	PPG	RPG	APG	FG%	3FG%	FT%
2018-19	19/14	5.4	3.4	0.8	.444	.125	.433
Career	44/24	4.4	3.4	0.8	.371	.085	.492
Season High		Pts: 12	Reb: 6	Ast: 5	Min: 25		
Career High		Pts: 19	Reb: 8	Ast: 5	Min: 35		

Sophomore • Forward • 6-9 • 221 • Raleigh, N.C./William G. Enloe HS

- Started 14 games at big forward spot (DNP-CD at Syracuse, 21 min each vs. Clemson/Louisville)
- Has 3 double-digit scoring games - 11 vs. UTRGV, 12 vs. St. John's, 10 vs. KSU
- "Stretch-4" who started 9 games, including last 4 of last season
- Has 6-foot-11 wingspan, gained four inches and 40 pounds after sophomore year of high school



10

JOSE ALVARADO

Yr	GP/GS	PPG	RPG	APG	FG%	3FG%	FT%
2018-19	19/18	13.5	3.9	3.3	.424	.295	.761
Career	44/43	12.7	3.8	3.2	.437	.335	.783
Season High		Pts: 24	Reb: 9	Ast: 7	Min: 40		
Career High		Pts: 24	Reb: 9	Ast: 7	Min: 45		

Sophomore • Guard • 6-0 • 174 • Brooklyn, N.Y./Christ the King HS

- Leads Tech in scoring, assists and steals (8th in ACC in steals) ... Missed Louisville game with groin injury
- 14.2 ppg, 4.0 rpg, 4.0 apg, 42.1% FG, 39.3% 3pt, 78.8% FT vs. ACC
- Ranks in top 10 of ACC in FT pct., assists and steals (ACC games only)
- Ironman guard who ranks 4th in ACC in average minutes in ACC games (37.8)



12

KHALID MOORE

Yr	GP/GS	PPG	RPG	APG	FG%	3FG%	FT%
2018-19	19/7	4.5	1.7	1.2	.500	.444	.718
Career	19/7	4.5	1.7	1.2	.500	.444	.718
Season High		Pts: 14	Reb: 4	Ast: 3	Min: 34		
Career High		Pts: 14	Reb: 4	Ast: 3	Min: 34		

Freshman • Forward • 6-6 • 200 • Briarwood, N.Y./Archbishop Molloy HS

- Played in 19 games, 16.4 mpg (DNP vs. Prairie View); started 7 games
- 10 pts, 3 reb, 3 ast, 34 mins in 1st career start at Arkansas, career-high 14 points vs. FAMU
- Has hit 50% of his FG tries (8-of-14 in ACC games), 4-of-9 3pt FG
- Attended alma mater of legendary Tech guard Kenny Anderson, played on same AAU team as Jose Alvarado




13

CURTIS HAYWOOD II

Yr	GP/GS	PPG	RPG	APG	FG%	3FG%	FT%
2018-19	19/14	7.3	2.5	2.2	.409	.321	.810
Career	34/21	6.4	2.7	2.3	.401	.352	.821
Season High		Pts: 18	Reb: 7	Ast: 7	Min: 37		
Career High		Pts: 18	Reb: 8	Ast: 6	Min: 37		

Sophomore • Guard • 6-5 • 202 • Oklahoma City, Okla./Brewster Academy

- Has 42 assists vs. 25 turnovers, 34.1% on 3s (82 3-pt attempts, 2nd most on team)
- 5.8 ppg, 7-of-23 3pt FG in ACC games
- Scored 15 (6-10 FG) with career-high 7 assists at Syracuse ... 1-for-10 3pt last 3 games, 8-18 4 games before
- Missed last 11 games last season with stress reaction in right leg, had surgery post-season



24

SYLVESTER OGBONDA

Yr	GP/GS	PPG	RPG	BK/G	FG%	3FG%	FT%
2018-19	9/0	2.0	1.9	0.3	.353	.000	.600
Career	41/0	1.5	1.2	0.3	.449	.000	.586
Season High		Pts: 7	Reb: 9	Bk: 2	Min: 23		
Career High		Pts: 8	Reb: 9	Bk: 3	Min: 23		

Junior-R • Center • 6-10 • 237 • Port Harcourt, Nigeria/National Christian Academy

- Played 23 minutes vs. Lamar, set career highs with 7 points, 9 rebounds (37 total minutes in 7 games since)
- Tripled his total minutes (63 to 21) over last season ... 11 minutes in 2 games w/ Gueye out
- Played in just 32 games in two seasons (4.4 mpg) as a backup to Ben Lammers
- Minutes have diminished since Banks became eligible (20 total in 3 games)




34

ABDOULAYE GUEYE

Yr	GP/GS	PPG	RPG	BK/G	FG%	3FG%	FT%
2018-19	18/9	6.4	4.1	1.1	.500	.200	.600
Career	77/35	4.2	3.5	0.9	.470	.150	.564
Season High		Pts: 16	Reb: 8	Bk: 3	Min: 24		
Career High		Pts: 16	Reb: 9	Bk: 5	Min: 39		

Senior-R • Forward • 6-9 • 217 • Dakar, Senegal/Central Park Christian

- Long wiry player who can play the "4" or the "5" positions, disruptive on defense and boards, improved passer
- Started 9 games this season, including his last 3 (missed CL game)
- Double figures in his last 4 games - 12.0 ppg, 6.0 rpg, 21-42 FG, 5.3 rpg, 3 ast, 3 blk, 3 steals
- Matched career high with 16 pts against Kennesaw State (7-7 FG)



35

KRISTIAN SJÖLUND

Yr	GP/GS	PPG	RPG	APG	FG%	3FG%	FT%
2018-19	11/0	0.8	0.5	0.2	.182	.200	.750
Career	11/0	0.8	0.5	0.2	.182	.200	.750
Season High		Pts: 3	Reb: 3	Ast: 1	Min: 11		
Career High		Pts: 3	Reb: 3	Ast: 1	Min: 11		

Freshman • Forward • 6-7 • 200 • Kongsberg, Norway/Tompkins HS

- Versatile HS player with international experience, played in 11 games
- Played four years at Obra D. Tompkins HS in Katy, Texas, making 6A state finals in 2018
- Born in Washington state, grew up on Kongsberg, Norway
- Played for Norway in 2015 FIBA U16 Championships, 2017 U18 Nordic Championship

RADIO/TV ROSTER



Brandon Alston
G • 6-5 • Sr. (Grad.)

4



Jose Alvarado
G • 6-0 • So.

10



James Banks III
G • 6-9 • Jr.

1



Evan Cole
F • 6-9 • So.

3



Michael Devoe
G • 6-4 • Fr.

0



Abdoulaye Gueye
F • 6-9 • r-Sr.

34



Curtis Haywood II
G • 6-5 • So.

13



Evan Jester
F • 6-6 • So.

11



Shaheed Medlock
G • 6-5 • Jr.

45



Khalid Moore
F • 6-6 • Fr.

12



Sylvester Ogbonda
F • 6-10 • r-Jr.

24



Shembari Phillips
G • 6-3 • r-Jr.



Malachi Rice
G • 6-0 • So.

55



Kristian Sjolund
G • 6-7 • Fr.

35



Moses Wright
F • 6-9 • So.

5



Josh Pastner
Head Coach



Eric Reveno
Assistant Coach



Julian Swartz
Assistant Coach



Anthony Wilkins
Assistant Coach



Tyler Benson
Director of Operations



Mario West
Director of Player Personnel



Hayden Sheridan
Video Coordinator