



UNIVERSITY OF MINNESOTA ATHLETIC COMMUNICATIONS | 275 BIERMAN FIELD ATHLETIC BUILDING, 516 15TH AVE SE, MINNEAPOLIS, MN 55455 | GOPHERSPORTS.COM

2018 SCHEDULE

DATE/OPPONENT	TIME	TV	RESULT
AUGUST (1-0)			
30 New Mexico State	6:00 p.m.	BTN	W, 48-10
SEPTEMBER (2-1)			
8 Fresno State	6:30 p.m.	FS1	W, 21-14
15 Miami (Ohio)	2:30 p.m.	BTN	W, 26-3
22 at Maryland *	11:00 a.m.	BTN	L, 42-13
OCTOBER (1-3)			
6 Iowa * \$	2:30 p.m.	BTN	L, 48-31
13 at #3 Ohio State *	11:00 a.m.	FS1	L, 30-14
20 at Nebraska *	2:30 p.m.	BTN	L, 53-28
26 Indiana *	7:00 p.m.	FS1	W, 38-31
NOVEMBER (2-2)			
3 at Illinois *	2:30 p.m.	BTN	L, 55-31
10 Purdue *	2:30 p.m.	ESPN2	W, 41-10
17 #24 Northwestern *	11:00 a.m.	BTN	L, 24-14
24 at Wisconsin *	2:30 p.m.	ESPN2	W, 37-15
DECEMBER			
26 vs. Georgia Tech	4:15 p.m.	ESPN	
* Big Ten game	\$ Homecoming		All times Central

MINNESOTA COACHES

P.J. Fleck (SL)	Head Coach
Kirk Ciarrocca (PB)	Offensive Coord. / Quarterbacks
Rob Wenger (SL)	Special Teams Coord. / Outside LBs
Jahmile Addae (SL)	Defensive Backs
Kenni Burns (SL)	Running Backs
Brian Callahan (SL)	Offensive Line
Clay Patterson (PB)	Tight Ends
Joseph Rossi (PB)	Interim Defensive Coord. / LBs
Matt Simon (SL)	Wide Receivers
Marcus West (SL)	Defensive Line
Gameday Locations: SL - Sideline; PB - Press Box	

ALL-BIG TEN

OFFENSE

All-Big Ten First Team: Tyler Johnson (media)

All-Big Ten Second Team: Tyler Johnson (coaches)

All-Big Ten Honorable Mention: Donnell Greene (coaches, media), Blaise Andries (media), Daniel Faalele (media), Conner Olson (media), Jared Weyler (media), Mohamed Ibrahim (media)

DEFENSE

All-Big Ten Second Team: Carter Coughlin (coaches, media), Blake Cashman (media)

All-Big Ten Third Team: Blake Cashman (coaches)

All-Big Ten Honorable Mention: Jacob Huff (coaches, media), Emmit Carpenter (coaches, media), Jacob Herbers (coaches, media), Demetrius Douglas (media)

UPDATED BIOS, STATS

Please visit GopherSports.com for updated bios, season stats and career stats.

MINNESOTA VS. GEORGIA TECH



Minnesota

6-6 Overall, 3-6 B1G

HC: P.J. Fleck

HC Record (NCAA): 41-35

HC at Minnesota: 11-13

Streak: Won 1

Offense: 28.5 ppg

Defense: 27.9 ppg



Georgia Tech

7-5 Overall, 5-3 ACC

HC: Paul Johnson

HC Record (NCAA): 128-88

HC at Georgia Tech: 83-59

Streak: Lost 1

Offense: 35.6 ppg

Defense: 28.9 ppg

Date: Dec. 26, 2018

Time: 4:15 p.m. CT

Site: Detroit, Mich.

Stadium: Ford Field

Surface: FieldTurf

Capacity: 65,000

Series: First meeting

Television: ESPN

Mark Neely (Play by Play)

Ray Bentley (analyst)

Allison Williams (Sideline)

Radio: KFAN

Mike Grimm (Play by Play)

Darrell Thompson (Analyst)

Justin Gaard (Sideline)

Kevin Falness (Host)

Corbu Stathes (Host)

FIVE THINGS YOU NEED TO KNOW

1 Minnesota earned a bowl berth - its 20th in school history - with a 37-15 win at border rival Wisconsin on Nov. 24. The Gophers reclaimed Paul Bunyan's Axe with the win and beat the Badgers for the first time since 2003 and won at Wisconsin for the first time since 1994. Minnesota will play Georgia Tech, from the Atlantic Coast Conference, on Dec. 26 in the Quick Lane Bowl in Detroit. This will be Minnesota's second appearance in the Michigan-based bowl, as the Gophers beat Central Michigan, 21-14, on Dec. 28, 2015.

2 The Gophers are 7-12 in Bowl Games, but have won their last two. In addition to beating Central Michigan 21-14 in the 2015 Quick Lane Bowl, the Gophers also posted a 17-12 win against Washington State in the 2016 Holiday Bowl. Prior to 2015, Minnesota had lost its previous seven bowl games. The Gophers seven bowl wins have come in the following bowls: 1962 Rose Bowl (beat UCL 21-3), 1985 Independence Bowl (beat Clemson 20-3), 2002 Music City Bowl (beat Arkansas 29-14), 2003 Sun Bowl (beat Oregon 31-30), 2004 Music City Bowl (beat Alabama 20-16), 2015 Quick Lane Bowl (beat Central Michigan 21-14) and 2016 Holiday Bowl (beat Washington 17-12).

3 Seven members of this year's team played in the Quick Lane Bowl when the Gophers beat Central Michigan in 2015. Running back Rodney Smith started for the Gophers and rushed 15 times for 74 yards. The following players also saw action in that game: Shannon Brooks (15 carries, 65 yards), Jacob Huff, Julian Huff (3 tackles), Payton Jordahl (starting long snapper), Antonio Shenault and Blake Cashman. Smith and Brooks will not play in this year's bowl game, as they are injured.

4 Minnesota won two of its final three games to earn a bowl berth. In addition to beating rival Wisconsin in the final game of the season, the Gophers also topped Purdue (held Boilers to season low 233 yards and 10 points) 41-10. Minnesota's lone loss in its last three games was a 24-14 setback to Big Ten West division champions Northwestern. Minnesota last won its final game of the regular season in 2011 when it beat Illinois 27-7 at home. Minnesota has never won its final game of the regular season and a bowl game in the same year. A bowl victory would mean that Minnesota would win three of its final four games of the year, which is something the Gophers have not done since 2006 (beat Indiana, Michigan State and Iowa to end the regular season before losing to Texas Tech in the Insight Bowl).

5 Minnesota is 7-12 in its 19 played bowl games, but nearly every game has been closely contested. Fourteen of the games have been decided by 10 points or less and 12 were decided by one score. Minnesota has scored 418 points (22 ppg ave) in 19 bowl games and has allowed 421 points (22.1 ppg ave).

LEADING GOPHERS

Offense

Total offense	Tanner Morgan (1,317)
Passing completions	Zack Annexstad (97)
Passing attempts	Zack Annexstad (187)
Passing yards	Zack Annexstad (1,277)
Passing touchdowns	Zack Annexstad (9)
Rushing attempts	Mohamed Ibrahim (171)
Rushing yards	Mohamed Ibrahim (936)
Rushing touchdowns	Seth Green (8)
Receptions	Tyler Johnson (74)
Receiving yards	Tyler Johnson (1,112)
Receiving touchdowns	Tyler Johnson (10)

Defense

Tackles	Blake Cashman (104)
Solo tackles	Blake Cashman (62)
Assisted tackles	Blake Cashman (42)
Tackles-for-loss	Cashman / Coughlin (15.0)
Sacks	Carter Coughlin (9.5)
Interceptions	Coney Durr / Jacob Huff (2)
Pass breakups	Terrell Smith (8)
Forced fumbles	Carter Coughlin (4)
Fumbles recovered	Thomas Barber (2)

MINNESOTA FACTS

UNIVERSITY FACTS

Location: Minneapolis, Minn.

Population: 413,651

Founded: 1851

Joined Big Ten: 1896 (charter member)

First Year of Big Ten Football: 1896

Enrollment: 51,848

Nickname: Golden Gophers

Colors: Maroon and Gold

Marching Band: University of Minnesota Marching Band

President: Eric Kaler

Director of Athletics: Mark Coyle

Faculty Representatives: Emily Hoover, Perry Leo

Ticket Office Phone: 612-624-8080

Website: GopherSports.com

TEAM INFORMATION

Offensive Formation: Multiple

Defensive Formation: 4-3

Letterwinners returning:

37 (16 offense, 18 defense, 3 specialists)

Letterwinners lost:

27 (13 offense, 11 defense, 3 specialist)

Starters Returning:

14 (5 offense, 6 defense, 3 specialist)

Starters Lost:

12 (6 offense, 5 defense, 1 specialist)

TEAM HISTORY

First Year of Football: 1882

All-Time Record: 693-521-44

Big Ten Championships (Last): 18 (1967)

All-Time Bowl Record: 7-12

National Championships: 7

Consensus All-America Selections: 35

First Team All-Big Ten Selections: 180

MEDIA INFORMATION

Minnesota Athletic Communications

516 15th Avenue S.E., Suite 244

Minneapolis, MN 55455

Office: 612.626.0299

Paul Rovnak, Assistant Athletic Director

e-mail: psrovnak@umn.edu

Ryan Tibbitts, Assistant Director

e-mail: rtibbitt@umn.edu

ON THE INTERNET

Minnesota's athletics website, GopherSports.com, provides the latest information on the Gophers. Releases, game notes, results, statistics, box scores, schedules, rosters and coach and player information is available.

MEDIA RELEASES

The Minnesota Athletic Communications Office e-mails its weekly football release on Mondays. The release is also available at GopherSports.com in a PDF format. If you are interested in receiving the weekly release via e-mail, please contact Assistant Athletic Director Paul Rovnak.

ROW THE BOAT

The OAR = The ENERGY! The symbol of strength and purpose. The amount one brings to their life Academically, Athletically, Socially and Spiritually! The only tool that can move the boat forward!

The BOAT = The SACRIFICE! What are you willing to give up for something that you've never had? The more you serve and give, the bigger your boat gets. The bigger your boat gets, the more people you can actually influence. Influence is about the messengers, not just the message.

The COMPASS = The DIRECTION! This is set by the leader of the boat! Whomever you surround yourself with is who and what you will become. Where is the bow of your boat pointed? Your boat will go where you have directed your energy towards!

The **"NEVER GIVE UP"** mantra known as ROW THE BOAT came to life from tragedy, sorrow and heartbreak. This mantra can apply to all walks of life and can be used in every aspect of your life. Everyone, not just athletes and athletic teams can share, use and live the ROW THE BOAT lifestyle in their personal and professional lives. By applying ROW THE BOAT, one can have the proper perspective to overcome adversity and humble success by living a lifestyle dedicated to serving and giving.

FUTURE: When rowing a boat, as in life, you aren't able to see what is coming your way. Your back is actually facing the future, unable to see what's coming next. Facing the opposite direction can be a very scary and uncomfortable position to be in. However, as in life, worrying about the future only prohibits you from being your absolute best in the present. You aren't able to control the future, but you can control how you react and prepare for it with every stroke you take.

PRESENT: You are rowing in the present, which is the **ONLY** thing you can actually control while rowing a boat. You determine whether you take your oar out of the water or keep rowing. You control whether you ROW fast or slow, confident or hesitant, efficient or rushed and whether you ROW for yourself or others! If you stop rowing, you will not go anywhere. As a team, you control whether all of you want to ROW together with purpose, or ROW because you have to. If you ROW on just one side of the boat, you will go in circles. ROW in unison with everyone else in the boat, no matter the circumstance (chaotic storms or calm seas), you will come out on the other end better and more experienced for never quitting. Getting everyone in the boat to ROW, no matter what circumstances life throws you, can be very difficult; however... keep ROWING!

PAST: When rowing the boat, the only thing you can actually learn from, but can't change, is the horizon you are looking at. With every passing stroke you learn, but can never go back! You aren't able to change the past, only learn from it and take with you the lessons to make you better today. You must embrace and learn from your past to create your future! Changing your best daily will take you places you thought were impossible!

ABOUT THE YELLOW JACKETS

Georgia Tech (7-5, 5-3 ACC) won four straight conference games toward the end of the season against Virginia Tech, North Carolina, Miami and Virginia before dropping their regular season finale against SEC and in-state foe Georgia.

Georgia Tech is one of the few teams in all of FBS that still runs the triple option. They lead the country with 334.9 rushing yards per game. They also do not hurt themselves as they are ranked second in the country with just 46 penalties all season and are sixth in time of possession at 33:48. With how little they throw the ball down the field they have only thrown four interceptions all season which is ranked third in the NCAA. In its back-to-back road wins at Virginia Tech and North Carolina, Georgia Tech amassed 1,030 yards of total offense on 152 rushing attempts and just three passes.

The Yellow Jackets have had five 400 rushing yard games this season and have eight different players with more than 100 rushing yards on the season. Senior quarterback TaQuon Marshall leads the team with 896 yards and 11 touchdowns and redshirt freshman quarterback Tobias Oliver has 807 yards with 12 touchdowns. Marshall has also tossed for 824 yards and five touchdowns and Oliver has 166 yards and two touchdowns.

Jordan Mason has 640 yards with seven touchdowns, Jerry Howard has added 561 yards with five touchdowns, Qua Searcy averages 10.5 yards per carry and has 368 yards and Nathan Cottrell has 326 yards. Eight different plays have rushed for at least two touchdowns this season. Freshman defensive back Juanyeh Thomas is another explosive weapon for Georgia Tech as he has returned two kickoffs to the house.

Georgia Tech is ranked No. 3 in the country in fumbles recovered with 13 and they have also intercepted 12 passes. They are No. 12 in the NCAA in turnover margin.

Defensive back Malik Rivera leads the team with 61 tackles and also has two interceptions. Linebacker/defensive back Jalen Johnson has 60 tackles including 6.5 for loss. Defensive lineman Anree Saint-Amour leads the team with 11 tackles for loss and four sacks.

The Quick Lane Bowl will be the Yellow Jackets final game under head coach Paul Johnson who is retiring after 22 seasons as a head coach, including 11 at Georgia Tech. Geoff Collins, most recently head coach at Temple, has been named the new Yellow Jackets head coach.

GEORGIA TECH SCHEDULE

Sept	1	Alcorn State	W, 41-0
Sept	8	at South Florida	L, 49-38
Sept	15	at Pittsburgh	L, 24-19
Sept.	22	Clemson	L, 49-21
Sept	29	Bowling Green	W, 63-17
Oct	5	at Louisville	W, 66-31
Oct.	13	Duke	L, 28-14
Oct.	25	at Virginia Tech	W, 49-28
Nov.	3	at North Carolina	W, 38-28
Nov	10	Miami (Fla)	W, 27-21
Nov	17	Virginia	W, 30-27 (OT)
Nov	24	at Georgia	L, 45-21
Dec	26	vs. Minnesota	



P.J. FLECK

HEAD COACH // SECOND SEASON

P.J. (Philip John) Fleck was named head football coach at the University of Minnesota on January 6, 2017. Fleck is the 30th head coach in the program's history. He has a career record of 41-35.

Fleck led a young and inexperienced Gopher squad in 2017, as 49 of Minnesota's 110 players (44.5%) were freshmen or redshirt freshmen and 76 (69%) were underclassmen. Fleck guided Minnesota to a 5-7 record and those five wins were the most by a first-year Gopher head coach new to the program since the legendary Murray Warmath won seven games in 1954.

Fleck won his Gopher debut against Buffalo, which made him the school's first head coach to win his debut since John Gutekunst in 1986 (before Fleck, Minnesota's six most recent head coaches all lost their first game). Minnesota then posted a dominating 48-14 win at Oregon State, which made Fleck the first Gopher coach to win a true road opener since 1954.

Minnesota's 34-point win at Oregon State was the Gophers' tenth largest margin of victory in a road game since 1920 and largest since 2006. The 48 points were the most the Gophers scored on the road since they beat Northwestern 49-21 in 1980. Minnesota posted three 30-point wins in 2017, as it beat Oregon State by 34, Nebraska by 33 and Middle Tennessee by 31. The last time Minnesota won three games by 30 points in the same season was 2005 when it started the year with three straight with three straight 30-point wins. The Gophers beat Nebraska 54-21 in Fleck's first season. The 54 points were the most that the Gophers scored in a Big Ten game since they beat Indiana 63-26 in 2006. The 54 points were the 14th most scored by Minnesota since 1946 and the fifth most against a Big Ten opponent in the same timeframe.

Off the field, Fleck and his team can often be found at the University of Minnesota Masonic Children's Hospital and gave back to the community by hosting a diaper drive, canned food drive and turkey drive last year. In the classroom, Minnesota has posted program record GPAs under Fleck.

Fleck came to Minnesota after spending four years as the head coach at Western Michigan, where he was 30-22 overall and 21-11 in the Mid-American Conference. While leading the Broncos, Fleck authored one of the most memorable turnarounds in college football history. The Broncos were 1-11 in his first year in 2013, but ended the 2016 season with a No. 12 ranking, a 13-1 record, a conference championship and a berth in the Cotton Bowl.

The Broncos were 12-0 in the 2016 regular season and posted wins against Big Ten opponents Northwestern and Illinois. Fleck then led his team to a 29-23 win against Ohio in the Mid-American Conference championship game before ending the season with a narrow bowl game defeat to Wisconsin.

Fleck, 37, is one the youngest and brightest minds in the game. He was named MAC Coach of the Year in 2014 and 2016 and last season he led the Broncos to their first MAC Championship since 1988.

Fleck played receiver at Northern Illinois from 1999-2003 and helped lead the Huskies to a No. 10 ranking, a 10-2 record and wins against Maryland, Alabama and Iowa State in his final season. He ranks in the top five in Northern Illinois history in career receptions (179) and receiving yards (2,162). Fleck holds the school record for punt returns (87) and ranks second in punt return yards (716). He earned First Team All-Mid-American Conference in 2003 and was named Academic All-MAC and Second Team CoSIDA Academic All-American. He graduated in 2004 with a bachelor's degree in elementary education.

Fleck played the 2004-05 seasons with the NFL's San Francisco 49ers. He signed with the 49ers as a free agent in 2004 and spent most of his time on the practice squad before seeing action against New England late in the season. He spent the 2005 season on the injured reserve roster and in 2006 he stopped playing professionally and started his coaching career.

Fleck and Michigan's Jim Harbaugh are the only Power Five conference coaches who both played and coached in the NFL. Fleck, Harbaugh and East Carolina's Scottie Montgomery are the only coaches in the FBS who have played and coached in the NFL.

Fleck and his wife, Heather, have four children, Gavin, Carter, Paisley (P.J.) and Harper.

FLECK AT A GLANCE

Born: November 29, 1980

Hometown: Sugar Grove, Ill.

High School: Kaneland High School, 1999

Alma Mater: Northern Illinois, 2004 (elementary education)

Coaching Experience:

2017-	Minnesota, Head Coach
2013-17	Western Michigan, Head Coach
2012	Tampa Bay Buccaneers, Wide Receivers
2010-11	Rutgers, Wide Receivers Coach
2009	Northern Illinois, Recruiting Coord, WRs
2007-08	Northern Illinois, Wide Receivers
2006	Ohio State, Graduate Assistant

NFL Draft Picks Who Played For Fleck

<i>Western Michigan (head coach)</i>
2018 - Chukwuma Okorafor, OT, Round 3, Pick 92, Steelers
2018 - Darius Phillips, DB, Round 5, Pick 170, Bengals
2017 - Corey Davis, WR, Round 1, Pick 5, Titans
2017 - Taylor Moton, OT, Round 2, Pick 64, Panthers
2017 - Keion Adams, LB, Round 7, Pick 248, Steelers
2016 - Willie Beavers, OT, Round 4, Pick 121, Vikings
2016 - Daniel Braverman, WR, Round 7, Pick 230, Bears
<i>Rutgers (wide receivers coach)</i>
2012 - Mohamed Sanu, WR, Round 3, Pick 83, Bengals

Playing Experience: Northern Illinois (wide receiver), 1999-2003; San Francisco 49ers (wide receiver), 2004-05

GOPHERS' RECORD

	2018	Fleck
Overall	6-6	11-13
Big Ten	3-6	5-13
Non-conference	3-0	6-0
Home	5-2	9-5
Away	1-4	2-8
Neutral	0-0	0-0
Current overall streak	Won 1	Won
Current home streak	Lost 1	Lost 1
Current road streak	Won 1	Won 1
Current bowl streak	N/A	N/A
Last win	11/24/18 (37-15 at Wisconsin)	Same
Last loss	11/17/18 (24-14 vs Northwestern)	Same
Day game	3-6	6-10
Night game	3-0	5-3
TV game	6-6	11-13
ABC	0-0	0-1
FS1	2-1	4-3
Big Ten Network	2-5	5-7
FOX	0-0	0-1
ESPN	0-0	0-0
ESPN2	2-0	2-1
ESPNU	0-0	0-0
ESPNNews	0-0	0-0
August	1-0	2-0
September	2-1	4-2
October	1-3	2-6
November	2-2	3-5
December	0-0	0-0
vs. FBS Top-25 teams	0-1	0-4
vs. FBS non-ranked teams	5-4	10-8
vs. FCS	0-0	0-0
On artificial turf	6-6	11-12
On natural grass	0-0	0-1
Indoors	0-0	0-0
Outdoors	6-6	11-13
Scoring first	5-0	10-1
Opponent scores first	1-6	1-12
Leading after 1st quarter	5-0	9-1
Behind after 1st quarter	0-5	0-11
Tied after 1st quarter	1-0	2-2
Leading at halftime	6-0	10-1
Behind at halftime	0-6	0-12
Tied at halftime	0-0	1-0
Leading after 3rd quarter	6-0	11-1
Behind after 3rd quarter	0-6	0-11
Tied after 3rd quarter	0-0	0-1
Overtime	0-0	0-0
Scoring 0-14 points	0-3	0-7
Scoring 15-28 points	2-1	4-4
Scoring 29+ points	4-2	7-2
Allowing 0-14 points	4-0	7-0
Allowing 15-28 points	1-1	3-2
Allowing 29+ points	1-5	1-11
With 100-yd rusher	5-1	7-2
Allow 100-yard rusher	1-3	1-8
With 300-yd passer	1-0	1-0
Allow 300-yard passer	0-2	0-2
Outgain opponent	5-0	9-0
Total offense 300+ yards	5-5	10-7
Allow 300+ yards total offense	2-6	3-13
Total offense 400+ yards	3-2	6-2
Allow 400+ yards total offense	0-5	0-9
No turnovers	1-0	2-1
Less than three turnovers	4-2	8-8
Three or more turnovers	1-4	2-5
No takeaways	0-2	1-4
Three or more takeaways	3-1	4-3
Commit fewer turnovers	4-1	6-5
Equal turnovers	1-1	3-1
Commit more turnovers	1-4	2-7
Control time of possession	6-4	9-7
Opponent controls time of possession	0-2	2-6
Games decided by 1-8 points	2-0	3-3
Games decided by 9-19 points	0-3	1-4
Games decided by 20 points or more	4-3	7-6
Win Coin Toss	3-1	4-4
Lose Coin Toss	3-5	7-9

RECORD WATCH

Freshman Passing Yards, Season

Rank	Player	Yards
1.	Adam Weber	2,895 (2007)
2.	Zack Annexstad	1,277 (2018)
3.	Tanner Morgan	1,269 (2018)

Freshman Passing TDs, Season

Rank	Player	Yards
1.	Adam Weber	24 (2007)
2.	Rickey Foggie	10 (1984)
3.	Zack Annexstad	9 (2018)

Freshman Rushing Yards

Rank	Player	Yards
1.	Darrell Thompson	1,376 (1986)
2.	Laurence Maroney	1,121 (2003)
3.	Mohamed Ibrahim	936 (2018)

Season 100-Yard Receiving Games

Rank	Player	Game
1.	Tyler Johnson	6 (2018)
	Ryan Thelwell	6 (1996)

Career 100-Yard Receiving Games

Rank	Player	Game
1.	Eric Decker	11
	Tutu Atwell	11
3.	Tyler Johnson	9
	Ryan Thelwell	9

Career Receptions

Rank	Player	Game
1.	Eric Decker	227
5.	Ryan Thelwell	136
6.	Luke Levenson	132
	Chuck Rios	132
8.	Drew Wolitarsky	130
	Omar Douglas	130
9.	Tyler Johnson	123

Career Receiving Yards

Rank	Player	Yards
1.	Eric Decker	3,119
5.	Ryan Thelwell	2,232
6.	Jared Ellerson	2,054
7.	Tyler Johnson	1,930

Career Receiving Touchdowns

Rank	Player	Game
1.	Ron Johnson	31
2.	Ernie Wheelwright	26
3.	Eric Decker	24
4.	Tyler Johnson	18

Season Receptions

Rank	Player	Game
1.	Eric Decker	84 (2008)
2.	Tyler Johnson	74 (2018)

Season Receiving Yards

Rank	Player	Yards
1.	Ron Johnson	1,125 (2000)
2.	Tyler Johnson	1,112 (2018)

Season Receiving Touchdowns

Rank	Player	TDs
1.	Ron Johnson	11 (2000)
	Omar Douglas	11 (1993)
3.	Tyler Johnson	10 (2018)
	Da'Jon McKnight	10 (2010)

Freshman Season Receptions

Rank	Player	Game
1.	Rashod Bateman	49 (2018)

Freshman Season Receiving Yards

Rank	Player	Yards
1.	Rashod Bateman	670 (2018)

Freshman Season Receiving TDs

Rank	Player	TDs
1.	Ernie Wheelwright	7 (2004)
2.	Rashod Bateman	6 (2018)

Career Sacks

Rank	Player	Sacks
1.	Karon Riley	29
4.	Willie VanDeSteege	21.5
5.	Carter Coughlin	18.0

Season Sacks

Rank	Player	Sacks
1.	Lamanzer Williams	18.5 (1997)
6.	Willie VanDeSteege	10 (2006)
7.	Carter Coughlin	9.5 (2018)

Career Tackles For Loss

Rank	Player	TFLs
1.	Willie VanDeSteege	43.5
5.	Ben Mezera	34.5
6.	Steve Neils	33.0
7.	Blake Cashman	31.0
	Lamanzer Williams	31.0
8.	Carter Coughlin	30.5

FIRST-YEAR QUARTERBACKS

► For the second straight season Minnesota started the year with the most inexperienced quarterbacks in the nation. Minnesota has three redshirt freshmen quarterbacks in Tanner Morgan, Samuel Pickering and Jon Santaga (moved from DB to QB in the spring) on its roster and true freshman walk-on Zack Annexstad, who started the first seven games. Annexstad is believed to be just the second ever true freshman walk-on to start a season opener, joining Baker Mayfield who did so in 2013 at Texas Tech. Minnesota is the only team in the nation that has all freshmen quarterbacks on the roster.

► In eight games, Zack Annexstad has completed 97-of-187 passes for 1,277 yards (second most ever for a Gopher freshman) and nine touchdowns (third all-time for a Gopher freshman). Five of Annexstad's touchdowns have gone to Tyler Johnson, while three have been caught by Rashod Bateman and one by Demetrius Douglas. Annexstad started the season 3-0 and was the first Gopher freshman quarterback ever to win his first three career starts having not played previously. Freshmen became eligible in 1972.

► Zack Annexstad was the first true freshman to start a season-opening game at quarterback for the Gophers since Tim Salem got the call in 1980 (Salem passed for 162 yards in the season opener) playing for his father and coach Joe Salem. Dating back to 1980, only redshirt freshman Alan Holt's 275 yards passing against Michigan State in 1985 were better in a Gopher freshman's (true or redshirt) debut than Annexstad's 220 yards against New Mexico State. Rickey Foggie (1984, 62 yards) and Max Shortell (2011, 98 yards) played as true freshmen in season-opening games, but as reserves because of injuries. Redshirt freshmen Asad Abdul-Khaliq (2000, 161 yards) and Adam Weber (2007, 188 yards) also started their season-openers.

► Zack Annexstad turned down Power 5 offers to walk-on at Minnesota. He attended IMG Academy in Florida, and was named the starting quarterback midway through his senior season. As a senior, he completed 63-of-112 passes for 940 yards and 10 touchdowns as the Ascenders went undefeated. Annexstad was the starting quarterback at Mankato (Minn.) West as a sophomore in 2015, but injured his ankle. He then continued his career at IMG. His brother, Brock, is a receiver for the Gophers and his father, Scott, played at the U before playing in the NFL (Kansas City, Washington). His cousin Sam Dekker plays basketball for the Washington Wizards.

► Tanner Morgan is the only scholarship quarterback on the roster. He attended Ryle High School in Kentucky where he played as a junior and a senior (played first two years at Hazard HS) before enrolling at Minnesota in January 2017. Morgan is one of only a few Kentucky high school quarterbacks to pass for more than 10,000 career yards. As a senior, he passed for 2,747 yards and 27 touchdowns as Ryle finished 12-1. Morgan was named a finalist for Kentucky's Mr. Football award. Morgan has played in eight games this season and started the last five. He has completed 82-of-139 passes (58.99%) for 1,269 yards and seven touchdowns. He has also rushed for one score. Morgan's cousin Tim Couch played at Kentucky and spent five seasons with the Cleveland Browns.

► Minnesota threw for a total of 349 yards at Nebraska, as Zack Annexstad completed nine passes for 135 yards in the first half and Tanner Morgan completed 11 passes for 214 yards in the second half (Morgan replaced an injured Annexstad at halftime). The 349 passing yards were the most for the Gophers since Adam Weber threw for 373 against Northern Illinois in 2010. The 349 yards were the most for the Gophers in a Big Ten game since Weber threw for 416 against Michigan State in 2009 and were the most in a Big Ten road game since Asad-Abdul-Khaliq threw for 388 at Iowa in 2003.

► Against Indiana, Tanner Morgan completed 17-of-24 passes (70.8 percent) for 302 yards and three touchdowns in his first career start. His 302 passing yards ranks fourth all-time by a Minnesota freshman quarterback since 1980 and is the most in the same time-frame for a freshman making his first career start. Morgan's 302 yards were the most by a freshman since Adam Weber's 352-yard game against Wisconsin in 2007. It was also Minnesota's first 300-yard individual passing game since Mitch Leidner threw for 317 yards against Michigan in 2015. Morgan found Rashod Bateman for a 67-yard game-winning touchdown with 1:34 left versus Indiana.

► Minnesota (Zack Annexstad, Tanner Morgan and Seth Green) has passed for 2,582 yards and 18 touchdowns this year. Those numbers far surpass Minnesota's numbers from 2017 (1,513 yards and nine TDs). Minnesota threw for 2,257 yards and nine touchdowns in 2016 and 2,793 yards and 15 touchdowns in 2015. The U last threw for more than 18 scores in 2012 (19).

KEEP MOVING FORWARD

► Freshman Mohamed Ibrahim was supposed to be the third running back on the depth chart this year. Instead, injuries forced him into a lead role and he has not disappointed. Ibrahim has rushed 171 times for 936 yards and seven touchdowns in nine games (missed three games with an injury). His 936 yards are the third most ever for a U freshman and trail only Darrell Thompson (1,376 yards in 1986) and Laurence Maroney (1,121 yards in 2003). He started his career with 101 yards on nine carries against New Mexico State to become the first Gopher to rush for 100 yards or more in his collegiate debut since Thomas Hamner (158 yards vs. NE Louisiana in 1996). He rushed for a career high 157 yards (most for a freshman back vs. Buckeyes since Saquan Barkley in 2015) and scored twice at Ohio State. Ibrahim has four 100-yard games (most by a U freshman since Laurence Maroney had five in 2003) this year.

► Rodney Smith suffered a season-ending injury against Fresno State and Minnesota will file a waiver for a sixth year of eligibility. Smith rushed 25 times for 154 yards this year and added 32 receiving yards and 37 return yards. In 39 career games, he has rushed 651 times (fifth all-time), for 2,959 yards (seventh all-time) and 21 touchdowns (T9 in school history). His 4,073 all-purpose yards (2,959 rushing, 451 receiving and 663 kick return) ranks seventh. Shannon Brooks returned from injury and made his season debut against Indiana. He rushed 22 times (tied career high) for 154 yards (third most in career) and a touchdown before leaving with an injury. Brooks has rushed 358 times for 1,882 yards (18th in school history) in 29 games. He has rushed for 18 touchdowns, caught two touchdowns and passed for one. Minnesota is 12-2 when he scores.

GREEN MEANS GO

► Seth Green has rushed for eight touchdowns as a Wildcat quarterback this year. He also converted a 2-point try against Fresno State and threw touchdowns against Miami (7 yards to Tyler Johnson) and Purdue (11 yards to Jake Paulson). He has rushed 71 times for 251 yards and he has also caught two passes for 37 yards. The last Gopher to run, pass and catch a touchdown in one season was running back Duane Bennett (2010). Shannon Brooks has rushed, passed and thrown for a touchdown, but not in the same season.

YOUNGEST IN THE NATION

- The Gophers have 112 players on the roster and 58 of those players – or 51.7 percent – are freshmen. That's the highest number in the nation. Virginia is next at 50 percent and is followed by Wake Forest (49.1 percent) and UCF (48.03 percent). The Gophers have 78 underclassmen (69.6% of the roster), which ranks tenth in college football.

A NEW STANDARD

- Minnesota has eight players named a Big Ten Player of the Week, which is a program record. The players recognized were Antoine Winfield Jr. (special defense), Emmitt Carpenter (special), Mohamed Ibrahim (freshman), Tanner Morgan (freshman), Rashod Bateman (freshman), Blake Cashman (defense) and Demetrius Douglas (special). Minnesota's previous record for Big Ten Players of the Week was seven, which was set in 2014.

450 OR MORE

- Minnesota finished the snowy Purdue game with 415 yards of total offense and notched more than 400 yards of offense in its fourth straight game (438 at Illinois, 482 vs. Indiana and 474 at Nebraska). Minnesota averaged 452.25 yards during that four-game span and it was the U's longest streak since it had seven straight games of 400+ yards of offense spanning the 2005-06 seasons. Minnesota had a 99-yard touchdown drive in the second quarter against Indiana this year. It was the longest scoring drive for the U, since it went 99 yards at Northwestern in 2003.

SIGNIFICANT VICTORIES

- Minnesota has two 30-plus point Big Ten wins in its last 12 league games under Coach Fleck, as it beat Nebraska by 33 in 2017 and Purdue by 31 in 2018. Prior to Fleck, Minnesota had two 30-point Big Ten wins in its previous 100 conference games from Oct. 30, 2004 to Nov. 26, 2015, as it beat Indiana by 37 in 2006 and Iowa by 37 in 2014. Minnesota's 38-point margin of victory (won 48-10) this year against New Mexico State was its largest ever at TCF Bank Stadium. Minnesota had previously beaten Iowa (2014) and New Hampshire (2012) by 37 points at TCF Bank Stadium. The 38-point win was Minnesota's largest victory margin since 2006 (beat Temple 62-0). Minnesota also beat Wisconsin by 22 points on the road this year. That was Minnesota's largest margin of victory at Wisconsin since it won 24-0 in 1936.

PASSING THROUGH

- Minnesota leads the Big Ten and ranks No. 16 in the nation in yards per completion at 14.11. Minnesota has 26 receptions of at least 25 yards and receivers Tyler Johnson (13), Rashod Bateman (7), Chris Autman-Bell (4) and Seth Green (1) all have at least one catch of more than 25 yards. Last year, Minnesota had 14 total receptions of 25 yards or more in 12 games. Minnesota had 18 receptions of 25 yards or more in 13 games in 2016 and 25 in 13 games in 2015. Bateman's 86-yard catch at Illinois is the team's longest of the year and longest since 2003 (school record 96 yards, Asad Abdul-Khaliq to Jared Ellerson at Northwestern). Minnesota had five plays (two pass, three rushes) of 30+ yards against Purdue. Minnesota's defense kept Purdue's potent offense in check, as the Boilers' longest play on offense was 17 yards. Purdue was 0-for-12 on third down and had -2 rushing yards with 10 minutes left (ended with 88).

ONE OF THE BEST

- Tyler Johnson, who was named All-Big Ten First Team, is having one of the best seasons ever for a Gopher receiver. He has caught 74 balls for 1,112 yards and 10 touchdowns. He is the first Gopher ever to post at least 74 catches, 1,112 yards and 10 touchdowns in one season. The Minnesota single-season record for receptions is 84 (Eric Decker, 2008) and the mark for yards is 1,125 (Ron Johnson, 2000) and touchdowns is 11 (Ron Johnson, 2000; Omar Douglas, 1993). Tyler Johnson is 10 catches behind Decker, 13 yards behind Ron Johnson and one touchdown behind Ron Johnson and Omar Douglas for single-season records.

- Tyler Johnson's numbers (74 catches, 1,112 yards, 10 touchdowns and 92.7 yards per game) ranked:

	Catches	Yards	TDs	YPG
Big Ten	3rd	2nd	3rd	2nd
NCAA	T22nd	16th	T17th	18th
U Season	2nd	2nd	T3rd	NA
U Juniors	2nd	2nd	2nd	NA

- Tyler Johnson has 123 career catches (10th in school history) for 1,930 yards (7th in school history) and 18 touchdowns (fourth in school history).
- Tyler Johnson has nine career 100-yard games, which is tied for third in school history. He has six 100-yard games this year, which ranks first with Ryan Thelwell (1996). Johnson had a streak of four straight 100-yard games snapped at Illinois (5 catches for 68 yards), as he had 107 yards against Iowa, 119 at Ohio State, 184 at Nebraska and 102 versus Indiana. He is the only Gopher in school history to have four straight 100 yard games in Big Ten play and he tied Eric Decker's record of four straight 100-yard games. Decker did so from 12/31/08 to 9/18/09 (vs. Kansas, at Syracuse, vs. Air Force and vs. California).

- Tyler Johnson had a career day against Nebraska this year. He caught 11 passes (third-most ever for a Gopher) for 184 yards (seventh most in a single game for a Gopher and most since Eric Decker had 190 vs. Indiana in 2008).

- In 22 games with receiver coach Matt Simon, Tyler Johnson has caught 109 passes for 1,789 yards and 17 touchdowns. Those numbers alone would rank him tied for 13th in career receptions, eighth in career yards and fourth in touchdowns. The 16.4 average yards per catch would rank tied for seventh.

- Tyler Johnson caught three touchdowns this year against Miami to tie his career high. He also caught three (all in fourth quarter) in 2017 against Michigan State. Johnson is the second Gopher to catch three touchdowns in a game twice, joining Da'Jon McKnight (2010 vs. Penn State and 2011 at Michigan State).

FRESH RECORD HOLDER

- Rashod Bateman has had a fantastic freshman season. He has 49 catches for 670 yards and six touchdowns (all TDs in B1G play). His 49 catches is a freshman record (broke Ron Johnson's record of 38 set in 1998) and his 670 receiving yards ranks first in school history by a freshman (broke Ernie Wheelwright's 2004 record of 654 yards). Bateman needs two more touchdowns to break Wheelwright's freshman record of seven.

- Rashod Bateman had a career day at Illinois. The true freshman caught seven balls (tied his career high) for 175 yards (career high and most by a freshman since Ryan Thelwell's 178 yards versus Northwestern on Oct. 15, 1994) and two touchdowns (ties his career high) against the Illini.

- Rashod Bateman's last three touchdowns have covered 86 (at Illinois), 67 (vs. Indiana) and 61 (at Illinois) yards. His first three scores covered 17 (at Maryland), seven (vs. Iowa) and three (vs. Iowa) yards.

- Rashod Bateman caught an 86-yard touchdown from Tanner Morgan at Illinois. It was Minnesota's sixth-longest pass since 1971 and longest for the U since Asad Abdul-Khaliq's school-record 96-yard touchdown to Jared Ellerson at Northwestern on Oct. 4, 2003.

WAIT, THERE'S MORE

- Freshmen Chris Autman-Bell and Demetrius Douglas have provided depth at receiver for the Gophers. Autman-Bell is a sure-handed target who has made 27 catches for 408 yards (fourth most ever by a U freshman). He leads the Gophers with a 15.11 average per catch (minimum five catches). Demetrius Douglas was granted a medical hardship waiver from the NCAA after playing in three games last season. He has nine catches for 87 yards and one touchdown. Douglas' father, Omar, played at Minnesota from 1990-93 and is tied for eighth in receptions (130), for ninth in receiving touchdowns (14) and tenth in school history in receiving yards (1,681). Omar, owns school record for touchdowns in a game with five (Oct. 9, 1993 vs. Purdue) and spent four years in the NFL with the New York Giants.

100 X 2

- Tyler Johnson (102 yards) and Rashod Bateman (108 yards) both had more than 100 yards against Indiana. It was the first time that Minnesota had two receivers total more than 100 yards in a game since Ernie Wheelwright (116 yards) and Logan Payne (137 yards) did so against Indiana in 2006.

STARTS UP FRONT

- Fifth-year senior Jared Weyler is the most tenured of the group and will anchor the line since starting tackle Donnell Greene will miss the bowl game after undergoing surgery. Weyler has started at center in all 12 games this year, a position that he started six games for Minnesota at last season but also missed six games due to an injury. Weyler has already earned a minor in Leadership and his undergraduate degree, as he double majored in Accounting and Entrepreneurial Management. He is prepping for the CPA exam.

- Conner Olson started all 12 games (six at center, six at right guard) last season as a redshirt freshman, but has started all 12 games at guard this year. The Monticello, Minn. native was 240 pounds when he was recruited, but is now 300 pounds. He credits his gain to chocolate milk and peanut butter sandwiches.

- Two more Minnesotans in sophomore Sam Schlueter (Victoria) and redshirt freshman Blaise Andries (Marshall) have seen extended action this year. Andries has started all 12 games, while Schlueter has started seven. Andries, who is an aspiring actuary, made his collegiate debut this year.

- Daniel Faalele, who is 6-8 and 400 pounds, replaced Schluefer at tackle to start the second half against Iowa and has started the last seven games. The massive freshman from Australia has played nine games this year, but is still new to American football. Faalele attended IMG Academy in 2016 and 2017. He only practiced in 2016, but then played in 2017. This is his second season ever of playing in a game.

SHIRTS A LITTLE TIGHT

- The following true freshmen will not redshirt: Zack Annexstad, Rashod Bateman, Daniel Faalele, Jordan Howden, Max Janes, Thomas Rush, Benny Sapp, Jamaal Teague, Terrell Smith, Mariano Sori-Marin and Bryce Williams. Minnesota starts seven freshmen on offense, which is the most in the nation (BYU has started six), in Blaise Andries (OL), Daniel Faalele (OL), Zack Annexstad/Tanner Morgan (QB), Chris Autman-Bell (WR), Rashod Bateman (WR), Jake Paulson (TE) and Mohamed Ibrahim (RB). On defense, Minnesota has started freshman Terrell Smith (DB) and Jordan Howden (DB).

ROCK'EM TO SLEEP

- Minnesota has won the time of possession in 10 of 12 games this year. Against Wisconsin, Minnesota held the ball for 35:06 and had a 15-play 9:16 long drive in the fourth quarter to seal the win. The Gophers rank No. 24 in the nation at 32:16 in time of possession.

SQUEAKY CLEAN

- Clean football has been a staple of Coach Fleck's teams and this season is no different. The Gophers rank No. 4 in the country in fewest penalties per game at 3.92 and are No. 3 in fewest penalties at 47. The Gophers were called for nine penalties against New Mexico State, but have only 38 since.
- The Gophers ranked first in the nation last season - Fleck's first as coach - in fewest penalties (39), fewest penalties per game (3.25), fewest penalty yards (340) and fewest penalty yards per game (28.33). It was a sharp contrast from 2016 when Minnesota ranked 91st in fewest penalties (88), 89th in fewest penalties per game (6.77), 86th in fewest and 80th in fewest penalty yards per game (57.15). Minnesota committed 49 fewer penalties in 2017 than 2016 and the difference in yards penalized was 403.

RESPONSE

- The Minnesota culture is all about response and the defense showed that with the way it finished the regular season. Purdue was averaging 485.9 yards per game (No. 13 in NCAA; No. 2 in B1G) when they came into TCF Bank Stadium. Minnesota held the Boilers to season lows in yards (233) and points (10). The Gophers followed it up by allowing 325 yards to Northwestern and 359 at Wisconsin.
- The Gophers held Purdue to 0-of-12 on third down conversions. It was the fourth time this season nationally that a team was shutout on third down. Minnesota stopped the Wildcats on their first three third down attempts and went five straight quarters under newly named defensive coordinator Joe Rossi without allowing a third down conversion. The Gophers have held opponents to 8-of-36 on third downs under Rossi.
- The Gophers have shown new wrinkles under new defensive coordinator Joe Rossi and have been able

to create more pressure than they had all season. They recorded three sacks and five tackles for loss against Purdue, two sacks and seven tackles for loss against Northwestern and two sacks and four tackles for loss against Wisconsin. Carter Coughlin added a sack against Wisconsin but the rest of the damage was done by other players in the last three games. Prior to the Purdue game, Gophers not named Carter Coughlin had only combined for six sacks and 39 tackles for loss in nine games.

- Minnesota did not allow 100 yards rushing in any non-conference game and held Ohio State to 92 yards (2.9 ypc), Purdue to 88 yards rushing (2.9 ypc) and Northwestern to 95 yards rushing (2.4 ypc). The Gophers held Miami to 91 rushing yards after stifling Fresno State (87 rushing yards) and New Mexico State (38 rushing yards). The U also held Iowa, who was averaging 167.3 yards rushing per game, to 106 yards (2.7 ypc). Wisconsin was fourth in the country with an average of 277.4 rushing yards per game and Minnesota kept them to 170.

TOM-BOMB

- Thomas Barber emerged as a breakout star last season. The legacy Gopher started all 12 games and finished first on the team with 115 tackles to rank third in the Big Ten and tied for 20th in the nation. The junior linebacker has had another strong season in 2018. He is third on the team with 75 tackles, has 1.5 sacks, one interception and two fumble recoveries. He had eight tackles including a team leading seven solo tackles against Miami. He also notched one for a loss that resulted in a safety. He recorded another seven tackles against Maryland and hit double-digits with 10 tackles including one for a loss against Iowa. On top of that he scooped up a fumble and took it down to the seven-yard line. Against Ohio State, he recorded nine tackles, added another seven against Nebraska and finished with eight against Indiana. He helped stifle a high powered Purdue offense with eight tackles including 1.5 sacks and scooped up a fourth quarter fumble at Wisconsin. Barber does not have a single defensive penalty in his entire career despite seeing almost every single defensive snap as the "Mike" linebacker the past two seasons. According to Pro Football Focus, he has played 1,377 defensive snaps (24 in 2016, 747 in 2017 and 606 in 2018) in college. The only penalty of his career came on a special teams play when he was called for holding against Northwestern as a freshman in 2016.

SACKED BY COUGHLIN

- Carter Coughlin earned All-Big Ten Second Team honors (B1G coaches, B1G media, AP) after the strongest regular season of his career. The junior has 9.5 sacks (No. 13 in NCAA, 1st in B1G) after recording a team-best 6.5 last year. Coughlin's speed has caused fits for linemen since he moved from linebacker to rush end last season. He had been on a tear with 13 sacks in 14 games but has just a half a sack in the last four games.
- Carter Coughlin's sack against Indiana puts him seventh all-time in school history for sacks in a season. He has a chance for a double-digit sack season, which has been done only six times at Minnesota and not since 2008 when Willie VanDeSteege had 10.5 sacks. Coughlin's 18 career sacks has him in fifth all-time for career sacks in Gophers history. Willie

VanDeSteege is fourth with 21.5 career sacks and Karon Riley holds the school record with 29 career sacks. Coughlin has done the majority of his damage against Big Ten foes with 12 of his career sacks coming in Big Ten play. He has four multi-sack games in his career including three against Big Ten teams.

- Carter Coughlin has 15 tackles for loss (fourth in the Big Ten) after a team-best 11.5 in 2017. He has recorded at least one tackle for loss in all but two games this season and has notched 18 tackles for loss in his last 16 games. He has 30.5 career tackles for loss which ranks him ninth all-time in school history. Coughlin has forced four fumbles this season (1st in B1G). Two gave Minnesota the ball deep in opponent territory with one going on to produce a touchdown, one sealed a victory against Indiana and one helped put the game away against Wisconsin.

STRAIGHT CASH

- Blake Cashman recently announced that he would not participate in the Quick Lane Bowl and would focus on preparing for a professional career. Cashman led Minnesota with 104 tackles (62 solo) this year and was named All-Big Ten Second Team by the media and All-Big Ten Third Team by the coaches. He played in 48 career games and totaled 183 tackles, which included 31.0 tackles for loss and 12 sacks. His 31.0 tackles for loss ranks seventh in school history.
- Blake Cashman walked-on to the Gophers after not receiving a single Division I offer. He was a semifinalist for the prestigious Burlsworth Trophy, which is given to the most outstanding football player who began his career as a walk-on and has shown outstanding performance. Cashman tied a TCF Bank Stadium record with four tackles for loss against New Mexico State and set a Gopher TCF Bank Stadium record with 20 tackles against Northwestern. Cashman helped stall an Indiana comeback with a late game third-and-one stop. The Gophers would go on to score the game winning touchdown right after. Against Purdue, Cashman notched nine tackles including yet another big stop on third-and-short and helped break the game open in the third quarter. He forced a fumble, recovered it and took it 40 yards to the house for his first career touchdown.

READY WHEN CALLED

- It's odd that a starter is replaced by somebody who has played more games than him, but that is what could happen if senior Julian Huff gets the call to replace Blake Cashman at linebacker. Huff has started two career games, but has played in 50 career games to Cashman's 48. Huff has 75 career tackles on his resume and was elite against Wisconsin when he notched four tackles and one interception.
- True freshmen Thomas Rush and Mariano Sori-Marin could also see action in the Quick Lane Bowl. Both have played in 11 games this year, mostly on special teams. Rush has made four tackles and one tackle for loss, while Sori-Marin has also made four stops.

NEXT MAN UP

- Antoine Winfield Jr. was granted a medical hardship by the NCAA in 2017 and was off to a spectacular 2018 season before suffering an injury at Maryland. He started the season with two viral moments. He returned a punt 76 yards for a score against New

Mexico State and made an interception in the end zone to beat Fresno State.

- ▶ Jacob Huff has 54 solo stops and is second on the team with 85 tackles this year. He helped Minnesota score against Iowa by returning an interception 21 yards to the 6-yard line. He recorded a season high 10 tackles against both Northwestern and Wisconsin. He also has seven pass breakups, two forced fumbles and two interceptions this season.
- ▶ Freshman walk-on Jordan Howden has been the next man up at safety. He recorded a career high eight tackles at Nebraska and had a breakout performance against Indiana with seven tackles, three pass breakups and an interception. As a senior in high school, he notched 45 tackles and three interceptions while earning All-Conference honors. He also won the 3A State Championship in the long jump (21-05.00) and was on the relay teams that took first in the 4x100 (42.70) and 4x200 (1:28.87).
- ▶ Freshman Terrell Smith has been solid at corner but missed the Northwestern game due to injury before returning against Wisconsin. He has 41 tackles, eight pass breakups (more than any Gopher had in 2017) and one interception. Smith won the Georgia State Championship in the 100m (10.39) as a junior and the 200m (21.26) as a sophomore. His personal record in the 100m is 10.32 and in the 200m is 20.84, which made him the fastest B1G corner signee since 2010.
- ▶ Florida transfer Chris Williamson has 20 of his 31 tackles this year in the last four games. During that time he has also has 3.5 tackles for loss, one sack, one forced fumble and one interception. Sophomore Coney Durr is another corner who spent 2017 battling injuries. He has 36 tackles this year (31 solo) but saved his best moment of the season for Wisconsin when he returned an interception 25 yards in the second quarter (led to Minnesota points).

ALMOST AUTOMATIC

- ▶ Emmitt Carpenter's 51 career field goals ranks third in school history. He has made 51-of-64 career field goals and his 79.7% field goal conversion rate ranks first in program history. Carpenter is 31-of-40 at TCF Bank Stadium, 19-of-23 on the road and 1-of-1 in neutral-site games. Carpenter is 46-of-58 on FieldTurf and is a perfect 6-of-6 on natural grass. He has made 113-of-114 career point-after attempts, which includes a current streak of 76 (second to Dan Nystrom, 83).
- ▶ Emmitt Carpenter has made 15-of-20 field goals and all 39 point-after attempts this year. He now has 266 career points (113 PATs, 51 FGs), which ranks him third all-time (kicker and players) in school history. Two more points will tie him with Chip Lohmiller for second all-time at 268 (Dan Nystrom first at 367).
- ▶ Emmitt Carpenter made six straight field goals (53, 50, 44, 33, 41, 49) this year. His streak ended when he missed from 32 yards at Ohio State. In 2016, Carpenter had streaks of 12 and nine. Dan Nystrom is the only Gopher with three streaks of seven or more (ended career with streaks of 16, 14 and 13).
- ▶ Emmitt Carpenter made field goals from 50 and 53 yards versus Fresno State. The 53-yard kick tied his career-long, as he also made a 53-yarder in a 44-31

win against Purdue in 2016. It was the second time in his career he's made two field goals greater than 50 yards (52 and 53 versus Purdue in 2016). Adam Bailey is the only other Gopher kicker with two field goals from 50-plus yards (52, 50) in the same game (vs. Penn State in 1997 indoors at the Metrodome).

- ▶ In 2017, Carpenter made 14-of-20 field goals and was a perfect 31-of-31 on point-after attempts. In 2016, he was the Big Ten's Kicker of the Year (first Gopher to be honored), after making 22-of-24 field goals. Carpenter totaled 109 points, which tied Dan Nystrom (109 points in 2000) for most all-time by a Minnesota kicker. His 109 points ranks tied for second all-time with Nystrom for any Gopher behind Gary Russell (114 points in 2005). He was a perfect 10-of-10 on field goals from 40 yards or greater and was the only kicker in the nation - minimum six kicks - to do that.

SOMETHING SPECIAL

- ▶ Long snapper Payton Jordahl will become the first Gopher to start 51 games (even if specialists are not officially credited with starts). Jordahl and former U quarterback Adam Weber (50 starts) are the only players who have started 50 games in school history.
- ▶ The Gophers are in the third straight season of having the same long snapper (Payton Jordahl), holder (Jacob Herbers) and kicker (Emmitt Carpenter). Jordahl has snapped 498 times (269 punt, 144 PATs and 85 FGs), has 10 tackles and recovered one fumble. Herbers, who is an Eagle Scout and mechanical engineering major, averages 41.2 yards on 51 punts.
- ▶ Minnesota leads the nation in punt return yards (22.2 yards per return and has 2 punt return TDs this year) and is second in punt return defense as it has allowed only 10 yards on nine returns for an average of 1.11. The Gophers have also blocked two punts this year.

DEGREE IN HAND

- ▶ Minnesota has eight players who have already earned their degree. They are Jerry Gibson, Payton Jordahl, Gary Moore, Rodney Smith, Jared Weyler, Julian Huff, Sam Renner and Alex Melvin.

WELCOME HOME

- ▶ Minnesota is 41-29 all-time at TCF Bank Stadium. Minnesota is 12 games over .500 at TCF Bank Stadium, which is its second-best mark at the stadium (U was 13 games over .500 at the stadium until playing Northwestern last week). The Gophers opened the on-campus facility with a 20-13 win against Air Force on Sept. 12, 2009, but then dropped to 7-13 at home after 20 games. Since then (Nov. 26, 2011), Minnesota is 34-16 at home (68% win percentage).
- ▶ In 70 games at TCF Bank Stadium, the Gophers average 27.2 points and allow 24.1. In non-conference games, Minnesota averages 29.1 points and give up 19.7. Under Fleck, Minnesota is 9-5 at home and has averaged 28.5 points and has allowed an average of 20.0. In five non-conference games, those numbers are 29.2 points for and 7.4 points against.

- ▶ Minnesota is 22-7 at TCF Bank Stadium in non-conference games. However, the Gophers are 19-1 in their last 20 non-conference games and have won nine in a row. Minnesota's last home loss to a non-conference opponent was to No. 2 TCU in 2015.

KICKOFF TEMPERATURE FOR MINNESOTA'S 70 HOME GAMES AT TCF BANK STADIUM

Game	Degrees	Result
UNLV (8/29/13 at 6 pm)	92	W
Miami (Ohio) (9/15/18 at 2:30 pm)	91	W
New Mexico State (9/10/11 at 2:30 pm)	88	L
TCU (9/3/15 at 8 p.m.)	82	L
Air Force (9/12/09 at 6 pm)	80	W
New Mexico State (8/30/18 at 6:00 pm)	77	W
Ohio (9/26/15 at 2:30 pm)	76	W
San Jose State (9/20/14 at 3 pm)	75	W
Middle Tennessee (9/6/14 at 2:30 pm)	73	W
Fresno State (9/8/18 at 6:30 pm)	72	W
Middle Tennessee (9/16/17 at 2:30 pm)	71	W
Purdue (11/5/16 at 2:30 pm)	71	W
Cal (9/19/09 at 11 am)	71	L
Buffalo (8/31/17 at 6 pm)	70	W
Oregon State (9/1/16 at 8 pm)	70	W
Eastern Illinois (8/28/14 at 6 pm)	69	W
Illinois (10/21/17 at 2:30 pm)	65	W
Maryland (9/30/17 at 11 am)	65	L
Colorado State (9/24/16 at 11 am)	65	W
Indiana State (9/10/16 at 11 am)	65	W
Western Illinois (9/14/13 at 11 am)	64	W
South Dakota (9/11/10 at 11 am)	63	L
Miami (Ohio) (9/17/11 at 2:30 pm)	63	W
Western Michigan (9/15/12 at 11 am)	63	W
New Hampshire (9/8/12 at 11 am)	62	W
Nebraska (10/22/11 at 2:30 pm)	61	L
Wisconsin (11/12/11 at 2:30 pm)	61	L
North Dakota State (9/24/11 at 6 pm)	59	L
Kent State (9/19/15 at 11 am)	58	W
Northern Illinois (9/25/10 at 7:30 pm)	58	L
Penn State (10/23/10 at 11 am)	58	L
Iowa (9/28/13 at 2:30 pm)	57	L
Illinois (11/7/09 at 11 am)	56	L
USC (9/18/10 at 2:30 pm)	56	L
Syracuse (9/22/12 at 7 pm)	55	W
San Jose State (9/21/13 at 11 am)	54	W
Nebraska (10/17/15 at 2:30 pm)	54	L
Rutgers (10/22/16 at 11 am)	51	W
Iowa (10/29/11 at 2:30 pm)	51	W
Michigan State (10/14/17 at 7:30 pm)	50	L
Northwestern (10/2/10 at 11 am)	50	L
Northwestern (10/13/12 at 11 am)	50	L
Michigan (10/31/15 at 6 pm)	50	L
Indiana (10/26/18 at 7 pm)	46	W
Iowa (10/8/16 at 11 am)	46	L
Northwestern (10/11/14 at 11 am)	46	W
Ohio State (10/30/10 at 7 pm)	46	L
Iowa (10/6/18 at 2:30 pm)	45	L
Purdue (10/18/14 at 11 am)	45	W
Wisconsin (10/3/09 at 11 am)	45	L
South Dakota State (11/14/09 at 11 am)	44	W
Penn State (11/9/13 at 11 am)	44	W
Illinois (11/26/11 at 2:30 pm)	42	W
Purdue (10/27/12 at 2:30 pm)	42	W
Nebraska (10/26/13 at 11 am)	42	W
Wisconsin (11/25/17 at 2:30 pm)	40	L
Michigan State (10/31/09 at 7 pm)	39	W
Iowa (11/8/14 at 11 am)	38	W
Michigan (11/3/12 at 11 am)	37	L
Nebraska (11/11/17 at 11 am)	36	W
Wisconsin (11/28/15 at 2:30 pm)	32	L
Purdue (10/10/09 at 11 am)	31	W
Northwestern (11/19/16 at 2:30 pm)	30	W
Michigan State (11/24/12 at 2:30 pm)	25	L
Northwestern (11/17/18 at 11 am)	23	L
Iowa (11/27/10 at 2:30 pm)	23	W
Illinois (11/21/15 at 11 am)	22	W
Purdue (11/10/18 at 2:30 pm)	21	W
Wisconsin (11/23/13 at 2:30 pm)	18	L
Ohio State (11/15/14 at 11 am)	15	L

TCF BANK STADIUM

TCF Bank Stadium has hosted Gopher hockey, Monday Night Football (Minnesota vs. Chicago), NHL Stadium Series (Minnesota vs. Chicago), international soccer (Manchester City vs. Olympiacos), MLB All-Star concert, U2, Rolling Stones, Beyonce, One Direction, Luke Bryan and Florida Georgia Line. The Minnesota Vikings (2014-15) and Minnesota United (2017-18) at TCF Bank Stadium, while their stadiums were being constructed.

ALPHABETICAL ROSTER

##	STUDENT ATHLETE	POSITION
92	Mayan Ahanotu	DL
35	Danny Anderson	LB
77	Blaise Andries	OL
81	Brock Annexstad	WR
5	Zack Annexstad	QB
49	Josh Aune	DB
3	Chris Autman-Bell	WR
41	Thomas Barber	LB
56	Ty Barron	LB
13	Rashod Bateman	WR
44	Colton Beebe	TE
63	Austin Beier	OL
66	Nathan Boe	OL
4	Shannon Brooks	RB
96	Nathan Bursch	TE
38	Emmit Carpenter	K
36	Blake Cashman	LB
45	Carter Coughlin	LB
71	Ben Davis	OL
46	Winston DeLattiboudere	DL
12	Tai'yon Devers	DL
79	Jason Dickson	OL
82	Demetrius Douglas	WR
61	Bronson Dovich	OL
51	Curtis Dunlap Jr.	OL
16	Coney Durr	DB
8	Nolan Edmonds	RB
7	Rey Estes	DB
78	Daniel Faalele	OL
28	Jonathan Femi-Cole	RB
18	Clay Geary	WR
48	Anders Gelecinskyj	K
84	Erik Gibson	WR
3	Jerry Gibson	DL
27	Paul Gossage	WR
17	Seth Green	TE
73	Donnell Greene	OL
5	Trenton Guthrie	LB
26	Justus Harris	DB
47	Jacob Herbers	P
91	Noah Hickcox	DL
25	Phillip Howard	WR
23	Jordan Howden	DB
2	Jacob Huff	DB
20	Julian Huff	LB
24	Mohamed Ibrahim	RB
98	Max Janes	TE
38	Preston Jelen	RB
6	Tyler Johnson	WR
25	Payton Jordahl	LS
67	Jack Kern	DL
42	Ko Kieft	TE
29	Jack Leius	DB
31	Dominik London	RB
37	John Mack	K
69	Boye Mafe	DL
11	Jornell Manns	WR
21	Kamal Martin	LB
24	Bishop McDonald	DB
46	Alex Melvin	P
19	Gary Moore	DL
2	Tanner Morgan	QB
89	Matt Morse	WR
94	Abi N-Ononji	DL
74	Grant Norton	OL
93	Connor Novak-Goar	DL
14	Casey O'Brien	H
14	Braelen Oliver	LB
64	Conner Olson	OL
58	Quinn Oseland	OL
9	Esezi Otomewo	DL

NUMERICAL ROSTER

##	STUDENT ATHLETE	POSITION	HT	WT	YR-EX	HOMETOWN / HIGH SCHOOL (PREVIOUS COLLEGE)
1	Rodney Smith	RB	5-11	210	R-Sr.	Jonesboro, Ga. / Mundy's Mill
2	Jacob Huff	DB	5-11	210	Sr.	Bolingbrook, Ill. / Bolingbrook
2	Tanner Morgan	QB	6-2	210	R-Fr.	Union, Ky. / Ryle
3	Chris Autman-Bell	WR	6-1	200	R-Fr.	Kankakee, Ill. / Bishop McNamara
3	Jerry Gibson	DL	6-3	260	R-Sr.	Theodore, Ala. / Theodore
4	Shannon Brooks	RB	6-0	215	Sr.	Austell, Ga. / Pickens
4	Terell Smith	DB	6-1	195	Fr.	Snellville, Ga. / South Gwinnett
5	Zack Annexstad	QB	6-3	215	Fr.	Norseland, Minn. / IMG Academy
5	Trenton Guthrie	LB	6-3	220	R-Fr.	Northville, Mich. / Northville
6	Tyler Johnson	WR	6-2	200	Jr.	Minneapolis, Minn. / North
6	Chris Williamson	DB	6-0	200	R-Jr.	Atlanta, Ga. / Gainesville (Florida)
7	Rey Estes	DB	6-0	175	R-Fr.	East St. Louis, Ill. / East St. Louis
8	Nolan Edmonds	RB	5-11	200	Fr.	Alpharetta, Ga. / Alpharetta
8	Thomas Rush	LB	6-3	230	Fr.	Marysville, Ohio / Marysville
9	Esezi Otomewo	DL	6-6	260	R-Fr.	Indianapolis, Ind. / Ben Davis
11	Jornell Manns	WR	5-11	190	Fr.	Mansfield, Ohio / Mansfield Senior
11	Antoine Winfield Jr.	DB	5-10	205	R-So.	The Woodlands, Texas / The Woodlands
12	Tai'yon Devers	DL	6-4	240	Jr.	Pompano Beach, Fla. / Blanche Ely
13	Rashod Bateman	WR	6-2	200	Fr.	Tifton, Ga. / Tift County
14	Casey O'Brien	H	6-1	175	R-Fr.	Saint Paul, Minn. / Cretin-Derham Hall
14	Braelen Oliver	LB	6-0	225	Fr.	Douglasville, Ga. / Douglas County
15	CJ Smith	DB	6-1	185	Fr.	Jacksonville, Fla. / Fletcher
16	Coney Durr	DB	5-10	190	R-So.	Baton Rouge, La. / Dutchtown
16	Jon Santaga	QB	6-1	205	R-Fr.	Green Bay, Wis. / Notre Dame Academy
17	Seth Green	TE	6-4	240	R-So.	Woodbury, Minn. / Allen
18	Clay Geary	WR	5-10	190	R-So.	Lakeville, Minn. / Lakeville South
19	Gary Moore	DL	6-4	300	R-Sr.	Mobile, Ala. / Murphy
19	Samuel Pickerign	QB	6-4	225	R-Fr.	Alpharetta, Ga. / Minnehaha Academy
20	Julian Huff	LB	6-0	225	Sr.	Bolingbrook, Ill. / Bolingbrook
21	Kamal Martin	LB	6-3	235	Jr.	Burnsville, Minn. / Burnsville
21	Bryce Williams	RB	6-0	200	Fr.	Sarasota, Fla. / Cardinal Mooney
22	Benny Sapp III	DB	6-1	195	Fr.	Fort Lauderdale, Fla. / Eden Prairie
23	Jordan Howden	DB	5-11	185	Fr.	Las Vegas, Nev. / Desert Pines
24	Mohamed Ibrahim	RB	5-10	205	R-Fr.	Olney, Md. / Our Lady of Good Counsel
24	Bishop McDonald	DB	6-0	190	Jr.	Oakdale, Minn. / North St. Paul (Minn. Duluth)
25	Phillip Howard	WR	5-11	195	R-So.	Minneapolis, Minn. / Robbinsdale Cooper
25	Payton Jordahl	LS	6-2	230	R-Sr.	Perham, Minn. / Perham
26	Justus Harris	DB	5-10	180	So.	Roswell, Ga. / Roswell
26	True Thompson	WR	6-4	200	R-So.	Plymouth, Minn. / Robbinsdale Armstrong (Iowa Western)
27	Paul Gossage	WR	6-3	185	R-Jr.	Mokena, Ill. / Lincoln-Way East (Eastern Illinois)
27	Calvin Swenson	DB	6-1	210	R-So.	Kaukauna, Wis. / Kaukauna
28	Jonathan Femi-Cole	RB	6-0	225	R-Jr.	Vaughan, Ontario, Canada / St. Andrew's College
29	Jack Leius	DB	6-0	200	R-So.	Plymouth, Minn. / Robbinsdale Armstrong
30	Alex Reigelsperger	DL	6-4	255	Fr.	Dayton, Ohio / Wayne
31	Dominik London	RB	5-9	205	R-Fr.	Woodbury, Minn. / East Ridge
31	Kiondre Thomas	DB	6-0	190	R-So.	Fort Smith, Ark. / Northside
32	Joe Russell	LB	6-2	210	R-Fr.	Shoreview, Minn. / Totino-Grace
33	Grant Ryerse	K / P	6-2	210	R-Fr.	Woodbury, Minn. / East Ridge
34	Antonio Shenault	DB	5-11	190	Sr.	Roselle, Ill. / Lake Park
34	Brock Walker	K	5-10	190	Fr.	Sioux Falls, S.D. / Washington
35	Danny Anderson	LB	6-0	220	R-Fr.	Eden Prairie, Minn. / Eden Prairie
36	Blake Cashman	LB	6-2	235	Sr.	Eden Prairie, Minn. / Eden Prairie
37	John Mack	K	6-0	195	R-So.	Hartland, Wis. / Arrowhead
38	Emmit Carpenter	K	6-0	200	R-Sr.	Green Bay, Wis. / Ashwaubenon
38	Preston Jelen	RB	5-10	200	Fr.	Prior Lake, Minn. / Prior Lake
39	Michael Vojvodich	LS	6-3	210	Fr.	Annandale, Va. / Woodson
40	Alex Strazzanti	DB	6-2	205	R-Fr.	Chaska, Minn. / Chaska
41	Thomas Barber	LB	6-1	235	Jr.	Plymouth, Minn. / Robbinsdale Armstrong
42	Ko Kieft	TE	6-4	250	R-So.	Sioux Center, Iowa / Sioux Center
43	Bailey Schoenfelder	LB	6-3	235	R-So.	Huron, S.D. / Huron
44	Colton Beebe	TE	6-3	265	R-Jr.	Kansas City, Kan. / Piper
45	Carter Coughlin	LB	6-4	245	Jr.	Eden Prairie, Minn. / Eden Prairie
46	Winston DeLattiboudere	DL	6-3	250	R-Jr.	Baltimore, Md. / Howard
46	Alex Melvin	P	6-4	205	R-Jr.	Burnet, Texas / Burnet (SMU)
47	Jacob Herbers	P	6-2	215	R-Jr.	Battle Creek, Mich. / Lakeview
48	Anders Gelecinskyj	K	6-2	200	So.	Bloomington, Minn. / Kennedy
49	Josh Aune	DB	6-2	205	Fr.	St. Paul, Minn. / Highland Park
51	Curtis Dunlap Jr.	OL	6-5	370	Fr.	Jacksonville, Fla. / IMG Academy
52	Jamaal Teague	DL	6-3	305	Fr.	South Holland, Ill. / Marist
55	Mariano Sori-Marin	LB	6-3	240	Fr.	Mokena, Ill. / Providence Catholic
56	Ty Barron	LB	6-0	220	Fr.	Minnetonka, Minn. / Minnetonka

ALPHABETICAL ROSTER

##	STUDENT ATHLETE	POSITION
80	Jake Paulson	TE
19	Samuel Pickerign	QB
30	Alex Reigelsperger	DL
90	Sam Renner	DL
59	Micah Roane	DL
75	Malcolm Robinson	DL
65	Axel Ruschmeyer	OL
8	Thomas Rush	LB
32	Joe Russell	LB
33	Grant Ryerse	K / P
16	Jon Santaga	QB
22	Benny Sapp III	DB
75	Kyle Sassack	OL
70	Sam Schlueter	OL
60	John Michael Schmitz	OL
43	Bailey Schoenfelder	LB
34	Antonio Shenault	DB
97	Royal Silver	DL
15	CJ Smith	DB
99	O.J. Smith	DL
1	Rodney Smith	RB
4	Terrell Smith	DB
55	Mariano Sori-Marin	LB
88	Brevyn Spann-Ford	TE
40	Alex Strazzanti	DB
27	Calvin Swenson	DB
52	Jamaal Teague	DL
31	Kiondre Thomas	DB
26	True Thompson	WR
87	Nate Umlor	DL
87	Yale Van Dyne	WR
83	Harry Van Dyne	WR
39	Michael Vojvodich	LS
34	Brock Walker	K
62	Jared Weyler	OL
95	Victor White	DL
21	Bryce Williams	RB
6	Chris Williamson	DB
11	Antoine Winfield Jr.	DB
85	Bryce Witham	TE
86	Clayton Witherspoon	TE
76	Jack York	OL

Players By Country

United States	111
Australia	1
Canada	1

Players By State

Minnesota	40
Illinois	11
Georgia	11
Michigan	6
Ohio	6
Florida	5
Wisconsin	5
Kansas	3
Texas	3
Alabama	2
California	2
Iowa	2
Kentucky	2
Louisiana	2
Maryland	2
South Dakota	2
Arkansas	1
Indiana	1
Missouri	1
Nebada	1
Oregon	1
Virginia	1

NUMERICAL ROSTER

##	STUDENT ATHLETE	POSITION	HT	WT	YR-EX	HOMETOWN / HIGH SCHOOL (PREVIOUS COLLEGE)
58	Quinn Oseland	OL	6-6	305	R-Jr.	Springfield, Ill. / Sacred Heart Griffin
59	Micah Roane	DL	6-4	235	Fr.	Chaska, Minn. / Chaska
60	John Michael Schmitz	OL	6-4	300	R-Fr.	Flossmoor, Ill. / Homewood-Flossmoor
61	Bronson Dovich	OL	6-5	300	R-Jr.	Chaska, Minn. / Chaska
62	Jared Weyler	OL	6-4	300	R-Sr.	Dayton, Ohio / Centerville
63	Austin Beier	OL	6-4	285	Fr.	Toledo, Ohio / St. John's
64	Conner Olson	OL	6-5	300	R-So.	Monticello, Minn. / Monticello
65	Axel Ruschmeyer	OL	6-4	285	R-Fr.	Hutchinson, Minn. / Holy Family Catholic
66	Nathan Boe	OL	6-4	285	Fr.	Lakeville, Minn. / Lakeville North
67	Jack Kern	DL	6-2	300	Fr.	Eau Claire, Wis. / Eau Claire Memorial
69	Boye Mafe	DL	6-4	250	R-Fr.	Minnetonka, Minn. / Hopkins
70	Sam Schlueter	OL	6-6	305	R-So.	Victoria, Minn. / Mayer Lutheran
71	Ben Davis	OL	6-4	280	R-So.	Elk Grove, Calif. / Elk Grove (American River College)
73	Donnell Greene	OL	6-7	320	R-Sr.	Marietta, Ga. / Kell (Coffeyville CC)
74	Grant Norton	OL	6-8	260	Fr.	Camdenton, Mo. / Camdenton
75	Malcolm Robinson	DL	6-3	300	R-Fr.	Massillon, Ohio / Washington
75	Kyle Sassack	OL	6-7	290	R-Fr.	Pontiac, Mich. / Notre Dame Prep
76	Jack York	OL	6-6	300	Fr.	Dallas, Texas / First Baptist Academy
77	Blaise Andries	OL	6-5	315	R-Fr.	Marshall, Minn. / Marshall
78	Daniel Faalele	OL	6-9	400	Fr.	Melbourne, Australia / IMG Academy Academy
79	Jason Dickson	OL	6-6	315	Jr.	Corona, Calif. / Vallejo (Diablo Valley CC)
80	Jake Paulson	TE	6-4	260	R-Fr.	Louisville, Ky. / Christian Academy
81	Brock Annexstad	WR	6-2	200	R-Fr.	Norseland, Minn. / IMG Academy
82	Demetrius Douglas	WR	6-0	190	R-Fr.	Portland, Ore. / Jesuit
83	Harry Van Dyne	WR	6-5	200	R-Fr.	Stilwell, Kan. / Blue Valley
84	Erik Gibson	WR	6-3	195	Fr.	Detroit, Mich. / Martin Luther King
85	Bryce Witham	TE	6-4	255	R-Jr.	Grand Rapids, Mich. / West Catholic
86	Clayton Witherspoon	TE	6-4	250	R-Fr.	Eden Prairie, Minn. / Eden Prairie
87	Nate Umlor	DL	6-5	285	So.	Allendale, Mich. / Allendale
87	Yale Van Dyne	WR	6-3	205	R-So.	Overland Park, Kan. / Bishop Miege (Iowa)
88	Brevyn Spann-Ford	TE	6-7	260	Fr.	St. Cloud, Minn. / St. Cloud Technical Senior
89	Matt Morse	WR	6-1	195	R-Jr.	Apple Valley, Minn. / Apple Valley
90	Sam Renner	DL	6-4	270	R-Jr.	Maple Grove, Minn. / Maple Grove Senior
91	Noah Hickcox	DL	6-4	285	R-Fr.	Rockford, Ill. / Boylan Central Catholic
92	Mayan Ahanotu	DL	6-4	255	Fr.	Tampa, Fla. / Berkeley Prep
93	Connor Novak-Goar	DL	6-2	285	R-So.	Eden Prairie, Minn. / Eden Prairie (Iowa Western)
94	Abi N-Okonji	DL	6-3	250	Fr.	Snellville, Ga. / South Gwinnett
95	Victor White	DL	6-4	290	R-So.	St. Paul, Minn. / Irondale (Concordia University, St. Paul)
96	Nathan Bursch	TE	6-5	255	R-Fr.	Woodbury, Minn. / Woodbury
97	Royal Silver	DL	6-3	300	R-Jr.	Cedar Rapids, Iowa / Washington (Iowa Western)
98	Max Janes	TE	6-3	230	Fr.	Shoreview, Minn. / Mounds View
99	O.J. Smith	DL	6-2	320	R-Jr.	Bossier City, La. / Airline (Alabama)

PRONUNCIATION GUIDE

Players

Mayan Ahanotu	MY-in uh-HON-uh-too
Blaise Andries	BLAYZ AN-dreez
Brock Annexstad	ANN-ick-sted
Zack Annexstad	ANN-ick-sted
Josh Aune	AHN-ee
Chris Autman-Bell	OTT-man bell
Rashod Bateman	bate-min
Colton Beebe	BEE-bee
Austin Beier	BY-er
Nathan Bursch	bersh
Carter Coughlin	COFF-lin
Winston DeLattiboudere	day-LOT-uh-bah-deer
Tai-yon Devers	TAY-on DEV-ers
Bronson Dovich	DOE-vitch
Coney Durr	KOH-nee derr
Rey Estes	ray ESS-tiss
Daniel Faalele	fah-ah-LAY-lay
Jonathan Femi-Cole	FEM-ee kohl
Clay Geary	GEER-ee
Donnell Greene	DON-el
Justus Harris	justice
Noah Hickcox	hick-cox
Jordan Howden	HOW-din
Mohamed Ibrahim	I-bruh-hem
Preston Jelen	JELL-in
Payton Jordahl	jore-DOLL
Ko Kieft	KOE KEEFT
Jack Leius	lay-us

Boye Mafe	BOY-ay MAH-fay
Jornell Manns	JORN-el manz
Kamal Martin	kuh-MALL
Abi N-Okonji	abby uh-KONE-jee
Connor Novak-Goar	NO-vack gore
Quinn Oseland	OZE-lund
Esezi Otomewo	uh-SAY-zee o-TOE-may-wuh
Samuel Pickerign	PICK-er-in
Alex Reigelsperger	REEGLE-sper-ger
Axel Ruschmeyer	AX-el RUSH-my-er
Grant Ryerse	RY-er-see
Jon Santaga	san-TOG-uh
Kyle Sassack	SASS-SICK
Sam Schlueter	SHLOO-ter
Bailey Schoenfelder	SHOW-en-feld-er
Antonio Shenault	shuh-NAHLT
Terrell Smith	tuh-RELL
Mariano Sor-Marin	MAR-ee-on-oh SORE-ee MARE-in
Alex Strazzanti	struh-ZONT-ee
Kiondre Thomas	kee-AHN-dray
Nate Umlor	UM-ler
Michael Vojvodich	VAH-vuh-DITCH
Jared Weyler	WHY-ler
Antoine Winfield Jr.	AN-twon
Bryce Witham	WITH-um

COACHES

Rob Wenger	wen-ger
Jahmile Addae	juh-mile uh-DIE
Joe Rossi	ROSS-ee

SINGLE-GAME CAREER HIGHS

QUARTERBACKS

#2 Tanner Morgan

Points scored: 6, at Nebraska, Oct 20, 2018
 Touchdowns: 1, at Nebraska, Oct 20, 2018
 Rush attempts: 11, Northwestern, Nov 17, 2018
 Rush yards: 35, at Nebraska, Oct 20, 2018 (4 carries)
 Rush TDs: 1, at Nebraska, Oct 20, 2018
 Long rush: 11, at Nebraska, Oct 20, 2018
 Pass attempts: 32, Northwestern, Nov 17, 2018
 Pass completions: 19, Northwestern, Nov 17, 2018
 Pass yards: 302 [6th], Indiana, Oct 26, 2018
 Pass TDs: 3 [t-7th], Indiana, Oct 26, 2018
 Had intercepted: 1, three times
 Long pass: 86 [1st], at Illinois, Nov 3, 2018
 Offense attempts: 43, Northwestern, Nov 17, 2018 (11R,32P)
 Total offense yards: 300, Indiana, Oct 26, 2018 (-2 R,302 P)
 All-purpose yards: 35, at Nebraska, Oct 20, 2018

#5 Zack Annexstad

Rush attempts: 5, Iowa, Oct 06, 2018
 Rush yards: 5, Fresno State, Sep 08, 2018 (3 carries)
 Long rush: 12, New Mexico State, Aug 30, 2018
 Pass attempts: 33, two times
 Pass completions: 17, Iowa, Oct 06, 2018
 Pass yards: 220, New Mexico State, Aug 30, 2018
 Pass TDs: 3 [t-7th], Iowa, Oct 06, 2018
 Had intercepted: 3 [t-3rd], Iowa, Oct 06, 2018
 Long pass: 52, Iowa, Oct 06, 2018
 Total offense attempts: 38, Iowa, Oct 06, 2018 (5 R / 33 P)
 Total offense yards: 220 (pass), New Mexico State, 8/30/18
 All-purpose yards: 5, Fresno State, Sep 08, 2018
 Tackles: 1, New Mexico State, Aug 30, 2018 (1-0)

RUNNING BACKS

#1 Rodney Smith

Points scored: 18, Purdue, Nov 05, 2016
 Touchdowns: 3, Purdue, Nov 05, 2016
 Rush attempts: 30, two times
 Rush yards: 153, two times
 Rush TDs: 3, Purdue, Nov 05, 2016
 Long rush: 70, at Maryland, Oct 15, 2016
 Receptions: 4, 4 times
 Receiving yards: 58, Ohio, Sep 26, 2015 (4 receptions)
 Long reception: 27, 2 times
 Total offense attempts: 30, at Oregon State, Sep 09, 2017 (30 rush,0 pass); Kent State, Sep 19, 2015 (30 rush,0 pass)
 Total offense yards: 153, New Mexico State, Aug 30, 2018 (153 rush,0 pass); Purdue, Nov 05, 2016 (153 rush,0 pass)
 All-purpose yards: 279, Nebraska, Nov 11, 2017
 Kick returns: 4, at Northwestern, Nov 18, 2017
 Kick return yards: 135, Nebraska, Nov 11, 2017 (3 returns)
 Long kick return: 100, Nebraska, Nov 11, 2017
 Tackles: 1, at Nebraska, Nov 12, 2016 (1-0); at Wisconsin, Nov 26, 2016 (1-0); Purdue, Oct 18, 2014 (0-1)

#4 Shannon Brooks

Points scored: 18, two times
 Touchdowns: 3, two times
 Rush attempts: 22, three times
 Rush yards: 176, at Purdue, Oct 10, 2015 (17 carries)
 Rush TDs: 3, two times
 Long rush: 75, Illinois, Nov 21, 2015
 Pass attempts: 1, at Iowa, Nov 14, 2015
 Pass completions: 1, at Iowa, Nov 14, 2015
 Pass yards: 42, at Iowa, Nov 14, 2015
 Pass TDs: 1, at Iowa, Nov 14, 2015
 Long pass: 42, at Iowa, Nov 14, 2015
 Receptions: 4, two times
 Receiving yards: 53, Wisconsin, Nov 28, 2015 (3 receptions)
 Receiving TDs: 1, two times
 Long reception: 40, Michigan, Oct 31, 2015
 Total offense attempts: 22, three times (22 rush,0 pass)
 Total offense yards: 176, at Purdue, Oct 10, 2015 (176 rush)
 All-purpose yards: 184, Michigan State, Oct 14, 2017
 Kick returns: 6 [t-1st], Michigan State, Oct 14, 2017
 Kick return yards: 121, Michigan State, Oct 14, 2017
 Long kick return: 35, Michigan State, Oct 14, 2017

#21 Bryce Williams

Points scored: 12, at Wisconsin, Nov 24, 2018
 Touchdowns: 2, at Wisconsin, Nov 24, 2018

Rush attempts: 33, Miami, Sep 15, 2018
 Rush yards: 141, Miami, Sep 15, 2018 (33 carries)
 Rush TDs: 2, at Wisconsin, Nov 24, 2018
 Long rush: 30, Purdue, Nov 10, 2018
 Receptions: 1, 4 times
 Receiving yards: 35, Miami, Sep 15, 2018 (1 receptions)
 Long reception: 35, Miami, Sep 15, 2018
 Total offense attempts: 33, Miami, Sep 15, 2018 (33 rush)
 Total offense yards: 141, Miami, Sep 15, 2018 (141 rush,0 pass)
 All-purpose yards: 176, Miami, Sep 15, 2018

#24 Mohamed Ibrahim

Points scored: 12, two times
 Touchdowns: 2, two times
 Rush attempts: 26, two times
 Rush yards: 157, at Ohio State, Oct 13, 2018 (23 carries)
 Rush TDs: 2, two times
 Long rush: 74 [3rd], New Mexico State, Aug 30, 2018
 Receptions: 2, two times
 Receiving yards: 25, Northwestern, Nov 17, 2018
 Long reception: 15, Northwestern, Nov 17, 2018
 Total offense attempts: 26, two times (26 rush)
 Total offense yards: 157, at Ohio State, Oct 13, 2018 (157 rush)
 All-purpose yards: 157, at Ohio State, Oct 13, 2018
 Kick returns: 1, at Nebraska, Oct 20, 2018
 Kick return yards: 19, at Nebraska, Oct 20, 2018 (1 returns)
 Long kick return: 19, at Nebraska, Oct 20, 2018

#28 Jonathan Femi-Cole

Rush attempts: 5, Middle Tennessee, Sep 16, 2017
 Rush yards: 26, at Michigan, Nov 04, 2017 (4 carries)
 Long rush: 21, at Michigan, Nov 04, 2017
 Total offense attempts: 5, Middle Tenn. Sep 16, 2017 (5 rush)
 Total offense yards: 26, at Michigan, Nov 04, 2017 (26 rush)
 All-purpose yards: 26, at Michigan, Nov 04, 2017
 Tackles: 2, Nebraska, Nov 11, 2017 (1-1)

WIDE RECEIVERS

#3 Chris Autman-Bell

Receptions: 4, two times
 Receiving yards: 75, at Nebraska, Oct 20, 2018 (2 receptions)
 Long reception: 69 [2nd], at Nebraska, Oct 20, 2018
 All-purpose yards: 75, at Nebraska, Oct 20, 2018

#6 Tyler Johnson

Points scored: 18, two times
 Touchdowns: 3, two times
 Pass attempts: 1, Purdue, Nov 10, 2018
 Receptions: 11 [t-2nd], at Nebraska, Oct 20, 2018
 Receiving yards: 184, at Nebraska, Oct 20, 2018 (11 receptions)
 Receiving TDs: 3, two times
 Long reception: 67 [3rd], at Oregon State, Sep 09, 2017
 All-purpose yards: 184, at Nebraska, Oct 20, 2018

#13 Rashod Bateman

Points scored: 12, at Illinois, Nov 03, 2018; Iowa, Oct 06, 2018
 Touchdowns: 2, at Illinois, Nov 03, 2018; Iowa, Oct 06, 2018
 Receptions: 7, two times
 Receiving yards: 175, at Illinois, Nov 03, 2018 (7 receptions)
 Receiving TDs: 2, at Illinois, Nov 03, 2018; Iowa, Oct 06, 2018
 Long reception: 86 [1st], at Illinois, Nov 03, 2018
 All-purpose yards: 175, at Illinois, Nov 03, 2018

#17 Seth Green

Points scored: 12, two times
 Touchdowns: 2, two times
 Rush attempts: 11, Fresno State, Sep 08, 2018
 Rush yards: 46, at Illinois, Nov 03, 2018 (9 carries)
 Rush TDs: 2, two times
 Long rush: 13, at Illinois, Nov 03, 2018
 Pass attempts: 2, Iowa, Oct 06, 2018
 Pass completions: 1, three times
 Pass yards: 16, Iowa, Oct 06, 2018
 Pass TDs: 1, two times
 Had intercepted: 1, Iowa, Oct 06, 2018
 Long pass: 16, Iowa, Oct 06, 2018
 Receptions: 1, two times
 Receiving yards: 31, at Nebraska, Oct 20, 2018 (1 receptions)
 Long reception: 31, at Nebraska, Oct 20, 2018
 Total offense attempts: 11, Fresno State, Sep 08, 2018 (11 rush)
 Total offense yards: 48, at Illinois, Nov 03, 2018 (46 rush,2 pass)

All-purpose yards: 48, at Nebraska, Oct 20, 2018

#18 Clay Geary

Receptions: 1, New Mexico State, Aug 30, 2018
 Receiving yards: 7, New Mexico State, Aug 30, 2018
 Long reception: 7, New Mexico State, Aug 30, 2018
 All-purpose yards: 7, New Mexico State, Aug 30, 2018

#25 Phillip Howard

Rush attempts: 4, at Michigan, Nov 04, 2017
 Rush yards: 8, at Michigan, Nov 04, 2017 (4 carries)
 Long rush: 12, at Michigan, Nov 04, 2017
 Receptions: 4, Maryland, Sep 30, 2017
 Receiving yards: 46, Maryland, Sep 30, 2017 (4 receptions)
 Long reception: 25, at Michigan, Nov 04, 2017
 Total offense attempts: 4, at Michigan, Nov 04, 2017 (4 rush)
 Total offense yards: 8, at Michigan, Nov 04, 2017 (8 rush)
 All-purpose yards: 49, at Michigan, Nov 04, 2017
 Tackles: 1, Middle Tennessee, Sep 16, 2017 (0-1); Maryland, Sep 30, 2017 (1-0)

#82 Demetrius Douglas

Points scored: 6, two times
 Touchdowns: 1, two times
 Rush attempts: 1, two times
 Rush yards: 2, Middle Tennessee, Sep 16, 2017 (1 carries)
 Long rush: 2, Middle Tennessee, Sep 16, 2017
 Receptions: 6, Buffalo, Aug 31, 2017
 Receiving yards: 43, Middle Tennessee, Sep 16, 2017
 Receiving TDs: 1, at Nebraska, Oct 20, 2018
 Long reception: 27, Middle Tennessee, Sep 16, 2017
 Total offense attempts: 1, at Oregon State, Sep 09, 2017 (1 rush,0 pass); Middle Tennessee, Sep 16, 2017 (1 rush,0 pass)
 Total offense yards: 2, Middle Tennessee, Sep 16, 2017 (2 rush)
 All-purpose yards: 164, at Nebraska, Oct 20, 2018
 Punt returns: 1, six times
 Punt return yards: 69, at Wisconsin, Nov 24, 2018 (1 return)
 Long punt return: 69, at Wisconsin, Nov 24, 2018
 Kick returns: 4, at Maryland, Sep 22, 2018
 Kick return yards: 126, at Nebraska, Oct 20, 2018 (3 returns)
 Long kick return: 87 [9th], at Nebraska, Oct 20, 2018

#89 Matt Morse

Points scored: 2, at Nebraska, Oct 20, 2018

TIGHT ENDS

#42 Ko Kieft

Points scored: 2, Fresno State, Sep 08, 2018
 Receptions: 1, 4 times
 Receiving yards: 19, at Maryland, Sep 22, 2018 (1 receptions)
 Long reception: 19, at Maryland, Sep 22, 2018
 All-purpose yards: 19, at Maryland, Sep 22, 2018

#44 Colton Beebe

Receptions: 2, two times
 Receiving yards: 22, Indiana State, Sep 10, 2016 (1 receptions)
 Long reception: 22, Indiana State, Sep 10, 2016
 All-purpose yards: 22, Indiana State, Sep 10, 2016
 Kick returns: 1, Iowa, Oct 06, 2018; at Nebraska, Oct 20, 2018;
 Oregon State, Sept 1, 2016
 Kick return yards: 16, Iowa, Oct 06, 2018 (1 returns)
 Long kick return: 16, Iowa, Oct 06, 2018
 Tackles: 1, at Michigan, Nov 04, 2017 (1-0)

#80 Jake Paulson

Points scored: 6, Purdue, Nov 10, 2018
 Touchdowns: 1, Purdue, Nov 10, 2018
 Receptions: 2, Purdue, Nov 10, 2018
 Receiving yards: 17, Purdue, Nov 10, 2018 (2 receptions)
 Receiving TDs: 1, Purdue, Nov 10, 2018
 Long reception: 11, Purdue, Nov 10, 2018
 All-purpose yards: 17, Purdue, Nov 10, 2018

#85 Bryce Witham

Receptions: 2, at Ohio State, Oct 13, 2018
 Receiving yards: 62, at Ohio State, Oct 13, 2018 (2 receptions)
 Long reception: 41, at Ohio State, Oct 13, 2018
 All-purpose yards: 62, at Ohio State, Oct 13, 2018

SINGLE-GAME CAREER HIGHS

DEFENSIVE LINE

#3 Jerry Gibson

Tackles: 1, 4 times
Sacks: 1.0, at Ohio State, Oct 13, 2018 (1-0)
Tackles for loss: 1.0, at Ohio State, Oct 13, 2018 (1-0)

#9 Ezezi Otomewo

Tackles: 3, at Maryland, Sep 22, 2018 (2-1)
Sacks: 1, at Wisconsin, Nov 24, 2018
Tackles for loss: 1.0, at Wisconsin, Nov 24, 2018
Fumbles forced: 1, at Wisconsin, Nov 24, 2018
Fumbles recovered: 1 [t-3rd], Miami, Sep 15, 2018

#12 Tai'yon Devers

Tackles: 2, three times
Sacks: 2.0 [t-1st], Oregon State, Sept 1, 2016 (2-0)
Tackles for loss: 2.0, Oregon State, Sept 1, 2016 (2-0)
Fumbles forced: 2 [t-1st], Oregon State, Sept 1, 2016

#19 Gary Moore

Tackles: 6, Northwestern, Nov 17, 2018
Sacks: 1.0, two times
Tackles for loss: 1.5, at Wisconsin, Nov 24, 2018
Fumbles forced: 1 [t-5th], at Maryland, Oct 15, 2016; at Oregon State, Sep 09, 2017
Fumbles recovered: 1 [t-3rd], Indiana, Oct 26, 2018
Pass breakups: 1, two times

#46 Winston DeLattiboudere

Tackles: 4, two times
Sacks: 1.0, 5 times
Tackles for loss: 1.0, 9 times
Fumbles forced: 1 [t-5th], at Northwestern, Nov 18, 2017; Illinois, Oct 20, 2017; Illinois, Oct 21, 2017
Fumbles recovered: 1 [t-3rd], Iowa, Oct 08, 2016
Pass breakups: 2 [t-10th], Maryland, Sep 30, 2017

#52 Jamaal Teague

Tackles: 2, three times
Sacks: 1.0, at Illinois, Nov 03, 2018 (1-0)
Tackles for loss: 1.0, two times

#69 Boye Mafe

Tackles: 4, Purdue, Nov 10, 2018 (2-2)
Sacks: .5, Purdue, Nov 10, 2018 (0-1)
Tackles for loss: .5, Purdue, Nov 10, 2018 (0-1)
Pass breakups: 1, New Mexico State, Aug 30, 2018

#87 Nate Umlor

Tackles: 3, Illinois, Oct 20, 2017 (1-2)

#90 Sam Renner

All-purpose yards: 34, New Mexico State, Aug 30, 2018
Punt returns: 1, New Mexico State, Aug 30, 2018
Punt return yards: 34 [7th], New Mexico State, Aug 30, 2018
Tackles: 6, Iowa, Oct 06, 2018 (4-2)
Tackles for loss: .5, Iowa, Oct 06, 2018 (0-0)
Fumbles recovered: 1 [t-3rd], at Nebraska, Oct 20, 2018
Pass breakups: 1, New Mexico State, Aug 30, 2018
Blocked kicks: 1 [t-1st], New Mexico State, Aug 30, 2018

#90 Royal Silver

Tackles: 3, two times
Tackles for loss: 1.0, Iowa, Oct 06, 2018 (1-0)

#91 Noah Hickcox

Tackles: 1, Purdue, Nov 10, 2018 (0-1)

#99 OJ Smith

Tackles: 3, Iowa, Oct 06, 2018 (1-2)

LINEBACKERS

#8 Thomas Rush

Tackles: 3, New Mexico State, Aug 30, 2018 (3-0)
Sacks: 1.0, New Mexico State, Aug 30, 2018 (1-0)
Tackles for loss: 1.0, New Mexico State, Aug 30, 2018 (1-0)

#20 Julian Huff

Interceptions: 1, at Wisconsin, Nov 24, 2018
Tackles: 7, TCU, Sep 03, 2015 (1-6)
Sacks: 1.5, Illinois, Nov 21, 2015 (1-1)

Tackles for loss: 1.5, Illinois, Nov 21, 2015 (1-1)
Fumbles forced: 1 [t-5th], two times
Fumbles recovered: 1 [t-3rd], Purdue, Nov 05, 2016; Northwestern, Nov 19, 2016; Illinois, Nov 21, 2015
Pass breakups: 1, two times

#21 Kamal Martin

Interceptions: 1, two times
Tackles: 10, at Nebraska, Oct 20, 2018 (6-4)
Sacks: 1.0, two times
Tackles for loss: 1.5, at Northwestern, Nov 18, 2017 (1-0)
Fumbles forced: 1, two times
Fumbles recovered: 1, three times
Pass breakups: 1, 4 times

#36 Blake Cashman

Points scored: 6, Purdue, Nov 10, 2018
Touchdowns: 1, Purdue, Nov 10, 2018
Tackles: 20, Northwestern, Nov 17, 2018 (8-12)
Sacks: 2.0, two times
Tackles for loss: 4.0 [t-1st], New Mexico State, Aug 30, 2018
Fumbles forced: 1, two times
Fumbles recovered: 1 [t-3rd], Purdue, Nov 10, 2018
Pass breakups: 1, 6 times

#41 Thomas Barber

All-purpose yards: 16, Rutgers, Oct 22, 2016
Kick returns: 1, Rutgers, Oct 22, 2016; at Illinois, Oct 29, 2016
Kick return yards: 16, Rutgers, Oct 22, 2016 (1 return)
Long kick return: 16, Rutgers, Oct 22, 2016
Interceptions: 1, two times
Tackles: 16, Michigan State, Oct 14, 2017 (9-7)
Sacks: 1.5, Purdue, Nov 10, 2018 (1-1)
Tackles for loss: 2.0, two times
Fumbles forced: 1 [t-5th], 4 times
Fumbles recovered: 1 [t-3rd], at Purdue, Oct 07, 2017; Michigan State, Oct 14, 2017; at Maryland, Oct 15, 2016
Pass breakups: 2 [t-9th], Nebraska, Nov 11, 2017

#45 Carter Coughlin

All-purpose yards: 10, New Mexico State, Aug 30, 2018
Punt return yards: 10, New Mexico State, Aug 30, 2018
Long punt return: 10, New Mexico State, Aug 30, 2018
Tackles: 8, Nebraska, Nov 11, 2017 (5-3)
Sacks: 2.0, 4 times
Tackles for loss: 3.0, at Ohio State, Oct 13, 2018 (3-0)
Fumbles forced: 1, 4 times

#55 Mariano Sori-Marin

Tackles: 3, Purdue, Nov 10, 2018 (1-2)

DEFENSIVE BACKS

#2 Jacob Huff

Points scored: 6, Middle Tennessee, Sep 16, 2017
Touchdowns: 1, Middle Tennessee, Sep 16, 2017
All-purpose yards: 67, Middle Tennessee, Sep 16, 2017
Interceptions: 1 [t-6th], 4 times
Long interception return: 67 [3rd], Mid. Tenn. Sep 16, 2017
Tackles: 11, Iowa, Oct 06, 2018 (8-3)
Tackles for loss: 1.0, Nebraska, Nov 11, 2017 (1-0); Middle Tennessee, Sep 16, 2017 (1-0); Maryland, Sep 30, 2017 (1-0)
Fumbles forced: two times
Pass breakups: 1, 12 times

#4 Terell Smith

Interceptions: 1 [t-6th], Fresno State, Sept 8, 2018
Tackles: 8, two times
Tackles for loss: 1.0, two times
Pass breakups: 3 [t-3rd], New Mexico State, Aug 30, 2018

#6 Chris Williamson

Interceptions: 1, at Wisconsin, Nov 24, 2018
Tackles: 8, Northwestern, Nov 17, 2018
Sacks: 1.0, Northwestern, Nov 17, 2018
Tackles for loss: 1.5, Northwestern, Nov 17, 2018
Fumbles forced: 1, at Illinois, Nov 03, 2018
Pass breakups: 1, three times

#11 Antoine Winfield

Points: 6, New Mexico State, 8/30/18, at Maryland, 10/15/16
TDs: 1, New Mexico State, 8/30/18, at Maryland, 10/15/16

All-purpose yards: 82, at Maryland, Oct 15, 2016
Punt returns: 2, New Mexico State, Aug 30, 2018
Punt return yards: 79 [1st], New Mexico State, Aug 30, 2018
Long punt return: 76 [1st], New Mexico State, Aug 30, 2018
Interceptions: 1 [t-6th], two times
Long interception return: 82 [2nd], at Maryland, Oct 15, 2016
Tackles: 10, at Nebraska, Nov 12, 2016 (5-5)
Sacks: 1.0, Buffalo, Aug 31, 2017 (1-0)
Tackles for loss: 1.5, at Penn State, Oct 01, 2016 (1-0)
Fumbles recovered: 1, three times
Pass breakups: 2 [t-9th], Buffalo, Aug 31, 2017
Blocked kicks: 1 [t-1st], Buffalo, Aug 31, 2017

#16 Coney Durr

Interceptions: 1, two times
Long interception return: 25, at Wisconsin, Nov 24, 2018
Tackles: 6, two times
Sacks: .5, Purdue, Nov 10, 2018 (0-1)
Tackles for loss: 2.0, Northwestern, Nov 17, 2018
Pass breakups: 3, at Ohio State, Oct 13, 2018

#22 Benny Sapp

Tackles: 2, two times

#23 Jordan Howden

Interceptions: 1, Indiana, Oct 26, 2018
Tackles: 9, at Illinois, Nov 03, 2018
Pass breakups: 3, Indiana, Oct 26, 2018

#26 Justus Harris

Punt returns: 1, Indiana, Oct 26, 2018
Tackles: 5, at Iowa, Oct 28, 2017 (3-2)
Tackles for loss: .5, at Iowa, Oct 28, 2017 (0-0)
Blocked kicks: 1 [t-1st], Indiana, Oct 26, 2018

#27 Calvin Swenson

Tackles: 2, Wisconsin, Nov 25, 2017 (0-2)

#31 Kiondre Thomas

Tackles: 7, two times
Tackles for loss: 1.0, at Ohio State, Oct 13, 2018 (1-0)
Fumbles recovered: 1, two times
Pass breakups: 2, two times

#34 Antonio Shenault

All-purpose yards: 23, at Illinois, Oct 29, 2016
Punt returns: 2, three times
Punt return yards: 23, at Illinois, Oct 29, 2016 (2 returns)
Long punt return: 17, at Illinois, Oct 29, 2016
Kick returns: 1, Purdue, Nov 05, 2016
Kick return yards: 4, Purdue, Nov 05, 2016 (1 return)
Long kick return: 4, Purdue, Nov 05, 2016
Interceptions: 1, Miami, Sept 15, 2018
Long interception return: 42, Miami, Sept 15, 2018
Tackles: 13, at Ohio State, Oct 13, 2018 (10-3)
Sacks: 1.0, at Michigan, Nov 04, 2017 (1-0)
Tackles for loss: 1.0, three times
Fumbles forced: 1 [t-9th], Fresno State, Sept 8, 2018
Pass breakups: 2 [t-9th], Buffalo, Aug 31, 2017

SPECIAL TEAMS

#25 Payton Jordahl

Tackles: 1, 10 times
Fumbles recovered: 1, at Illinois, Nov. 3, 2018

#38 Emmitt Carpenter

Points scored: 16, Indiana State, Sep 10, 2016
Kick PATs: 7, Indiana State, Sep 10, 2016
Points by kicking: 16, Indiana State, Sep 10, 2016
Field goals made: 4, at Penn State, Oct 01, 2016
Field goal attempts: 4, twice
Longest field goal: 53, Purdue, two times
Tackles: 1, four times

#47 Jacob Herbers

Pass attempts: 1, Iowa, Oct 06, 2018
Total offense attempts: 1, Iowa, Oct 06, 2018 (0 rush, 1 pass)
Punt attempts: 6, at Nebraska, Oct 20, 2018; Fresno State, Sep 08, 2018; Miami, Sep 15, 2018
Punt yards: 256, Miami, Sep 15, 2018 (6 punts)
Longest punt: 58, two times

MINNESOTA INDIVIDUAL GAME - LAST TIME

250+ yards rushing:	258, Laurence Maroney vs Wisconsin, 10/15/05
200+ yards rushing:	207, David Cobb vs San Jose State, 9/20/14
150+ yards rushing:	155, Mohamed Ibrahim vs Purdue, 11/10/18
100+ yards rushing:	121, Mohamed Ibrahim at Wisconsin, 11/24/18
QB with 100+ yards rushing:	183, Demry Croft vs Nebraska, 11/11/17
QB with 100 rushing/200 passing:	110 rush/211 pass, MarQueis Gray vs New Mexico State, 9/10/11
2 players with 100+ yards rushing:	Rodney Smith (153) and Mohamed Ibrahim (101), vs New Mexico State, 8/30/18
Player with consecutive 100-yd games:	144; 111; 100; 153, Rodney Smith at Maryland, 10/15/16, vs Rutgers 10/22/16, at Illinois 10/29/16 and vs Purdue 11/5/16
Player with three straight 100-yd games:	144; 111; 100; 153, Rodney Smith at Maryland, 10/15/16, vs Rutgers 10/22/16, at Illinois 10/29/16 and vs Purdue 11/5/16
Player with four straight 100-yd games:	144; 111; 100; 153, Rodney Smith at Maryland, 10/15/16, vs Rutgers 10/22/16, at Illinois 10/29/16 and vs Purdue 11/5/16
50+ yard rush play:	74, Mohamed Ibrahim, vs New Mexico State, 8/30/18
Four or more TDs rushing:	4, Mitch Leidner vs San Jose State, 9/21/13
Three or more TDs rushing:	3, Demry Croft, Kobe McCrary vs Nebraska, 11/11/17
Two players with 3 or more rushing TDs	3, Demry Croft, Kobe McCrary vs Nebraska, 11/11/17
25+ rushing attempts:	26, Mohamed Ibrahim at Wisconsin, 11/24/18
30+ rushing attempts:	33, Bryce Williams vs Miami University, 9/15/18
40+ rushing attempts:	43, Laurence Maroney vs Wisconsin, 10/15/05
200+ yards receiving:	228, Ryan Thelwell vs Ball State, 9/14/96
100+ yards receiving:	175, Rashod Bateman at Illinois, 11/3/18
150+ yards receiving:	175, Rashod Bateman at Illinois, 11/3/18
Consecutive games 100+ yards rcvg:	2, Rashod Bateman (108 vs Indiana, 10/26/18, 175 at Illinois, 11/3/18)
Three straight 100+ yards receiving:	4, Tyler Johnson (107 vs Iowa, 10/6/18, 119 at Ohio State, 10/13/18, 184 at Nebraska, 10/20/18 and 102 vs Indiana, 10/26/18)
Four straight 100+ yards receiving:	4, Tyler Johnson (107 vs Iowa, 10/6/18, 119 at Ohio State, 10/13/18, 184 at Nebraska, 10/20/18 and 102 vs Indiana, 10/26/18)
2 players (any position) with 100+ yards rcvg:	WR Rashod Bateman (108) and WR Tyler Johnson (102), vs Indiana, 10/26/18
2 receivers with 100+ yards rcvg:	Rashod Bateman (108) and Tyler Johnson (102), vs Indiana, 10/26/18
10 or more receptions:	11, Tyler Johnson at Nebraska, 10/20/18
Five or more TDs receiving:	5, Omar Douglas vs Purdue, 10/9/93
Four or more TDs receiving:	4, Logan Payne vs Temple, 9/16/06
Three or more TDs receiving:	3, Tyler Johnson vs Miami University, 9/15/18
Two or more TDs receiving:	2, Rashod Bateman at Illinois, 11/3/18
100-yard rusher and 100-yard receiver	Shannon Brooks (154 rush), Rashod Bateman (108 rec) and Tyler Johnson (102 rec), vs Indiana, 10/26/18
Two 100-yard rushers and 100-yard receiver	Rodney Smith (153 rush), Mohamed Ibrahim (101 rush), and Tyler Johnson (100 rec), vs New Mexico State, 8/30/18
100-yard rusher and two 100-yard receivers	Shannon Brooks (154 rush), Rashod Bateman (108 rec) and Tyler Johnson (102 rec), vs Indiana, 10/26/18
450+ yards passing:	478, Tim Schade vs Penn State, 9/4/93
400+ yards passing:	416, Adam Weber vs Michigan State, 10/31/09
350+ yards passing:	373, Adam Weber vs Northern Illinois, 9/25/10
300+ yards passing:	302, Tanner Morgan vs Indiana, 10/26/18
Consecutive 300-yard passing gms:	2, Mitch Leidner in 2015 vs Nebraska (301) and Michigan (317)
Consecutive 250-yard passing gms:	2, Tanner Morgan vs Indiana (302) 10/26/18, and at Illinois (258) 11/3/18
50+ yard pass play:	61 and 86, Tanner Morgan to Rashod Bateman at Illinois, 11/3/18
Six or more TDs passing:	6, Scott Eckers vs Purdue, 10/9/93
Five or more TDs passing:	5, Adam Weber vs Michigan State, 10/31/09
Four or more TDs passing:	4, Mitch Leidner vs Indiana State 9/10/16
Three or more TDs passing:	3, Tanner Morgan vs Indiana, 10/26/18
30+ passing attempts:	32, Tanner Morgan vs Northwestern, 11/17/18
40+ passing attempts:	40, Mitch Leidner at Penn State, 10/1/16
50+ passing attempts:	51, Adam Weber vs Northwestern, 11/1/08
20+ completions:	24, Mitch Leidner at Penn State, 10/1/16
25+ completions:	27, Mitch Leidner at Ohio State, 11/7/15
30+ completions:	31, Adam Weber vs Northern Illinois, 9/25/10
500+ yds. total offense:	536, Tim Schade vs Penn State, 9/4/93 (school record)
400+ yds. total offense:	411, Adam Weber vs Michigan State, 10/31/09
300+ all-purpose yards:	333, Laurence Maroney vs Purdue, 9/24/05
200+ all-purpose yards:	279, Rodney Smith vs Nebraska, 11/11/17
Five or more field goals:	5, Dan Nystrom vs Arkansas, 12/30/02
Four or more field goals:	4, Emmit Carpenter at Penn State, 10/1/16
Three or more field goals:	3, Emmit Carpenter at Wisconsin, 11/24/18
Two or more 50+ field goals:	2, Emmit Carpenter vs Fresno State, 9/8/18 (53, 50)
Three or more 40+ field goals:	3, Emmit Carpenter vs Indiana State 9/10/16 (42, 44, 45)
15 plus tackles:	20, Blake Cashman vs Northwestern, 11/17/18

20 plus tackles:	20, Blake Cashman vs Northwestern, 11/17/18
Three or more interceptions:	3, Jeff Wright vs Michigan St., 11/14/70
Two or more interceptions:	2, Jalen Myrick at Purdue, 10/10/15
Two or more forced fumbles:	2, Tai'yon Devers vs Oregon State, 9/1/16
Blocked punt:	Justus Harris vs Indiana, 10/26/18
Blocked punt return for TD:	Logan Hutton vs Eastern Illinois, 8/28/14
Blocked field goal:	Antoine Winfield Jr. vs Buffalo, 8/31/17
Blocked FG return for TD:	Martez Shabazz vs UNLV (51 yards), 8/29/13
Blocked PAT:	Andrew Stelter at Northwestern, 11/18/17
PAT Return for Defensive PAT:	Mario Reese at Wisconsin, 10/14/06
Int. return for TD:	Jonathan Celestin (31 yards) vs Illinois, 10/21/17
Punt return for TD:	Demetrius Douglas (69) at Wisconsin, 11/24/18
Kickoff return for TD:	Rodney Smith (94 yards) vs Rutgers, 10/22/16
PR return TD/KR return TD same season:	Marcus Jones, 2013 (KR vs UNLV, PR at NMSU)
Fumble return for TD:	Blake Cashman (40 yards) vs Purdue, 11/10/18
Safety:	Thomas Barber tackle in the end zone vs Miami University, 9/15/18
Made 2-pt. conversion:	Matt Morse rush from holder position on fake point-after attempt, at Nebraska, 10/20/18
Missed 2-pt. conversion:	Tanner Morgan failed rush, at Nebraska, 10/20/18
Missed PAT:	Emmit Carpenter vs Northwestern, 11/19/16
Defensive extra point:	Mario Reese, INT return, at Wisconsin, 10/14/06

MINNESOTA TEAM - LAST TIME

100+ points:	146 vs Grinnell (W, 146-0), 10/22/1904
80+ points:	81 vs Butler (W, 81-0), 11/13/26
60+ points:	63 vs Indiana (W, 63-26), 11/4/06
50+ points:	54 vs Nebraska (W 54-21), 11/11/17
40+ points:	41 vs Purdue (W 41-10), 11/10/18
30+ points:	37 at Wisconsin (W, 37-15), 11/24/18
0 points:	vs Wisconsin (L, 0-31), 11/25/17
0 points on the road:	vs Wisconsin (L, 0-31), 11/25/17
0 points at home:	vs Wisconsin (L, 0-31), 11/25/17
0 points in first half:	vs Wisconsin (L, 0-31), 11/25/17
0 points in second half:	at Ohio State, (L, 14-30), 10/13/18
No TDs in first half:	vs Wisconsin (L, 0-31), 11/25/17
No offensive TDs in first half:	vs Wisconsin (L, 0-31), 11/25/17
No offensive TDs in second half:	at Ohio State, (L, 14-30), 10/13/18
No offensive TDs in game:	vs Wisconsin (0-31), 11/25/17
Shut out an opponent:	vs Temple (W, 62-0), 9/16/06
Shut out an opponent on the road:	at Kent State (W 44-0), 8/31/06
Shut out an opponent at home:	vs Temple (W, 62-0), 9/16/06
TDs on offense, defense, special teams:	at New Mexico State, 9/7/13 (W, 44-21)
30+ first downs:	31 at Penn State, 10/1/16
<10 first downs:	8, vs Wisconsin (0-31), 11/25/17
400+ rushing yards:	409 vs Nebraska (W, 54-21), 11/11/17
300+ rushing yards:	409 vs Nebraska (W, 54-21), 11/11/17
200+ rushing yards:	201 at Wisconsin (W, 37-15), 11/24/18
<100 net rushing yards:	86, vs Iowa (L, 31-48), 10/6/18
7+ rushing touchdowns:	7 vs Toledo, 9/4/04 (W, 63-21)
6+ rushing touchdowns:	6 vs Nebraska, 11/11/17 (W, 54-21)
5+ rushing touchdowns:	6 vs Nebraska, 11/11/17 (W, 54-21)
4+ rushing touchdowns:	6 vs Nebraska, 11/11/17 (W, 54-21)
4+ rushing touchdowns (no QB):	4 vs Western Illinois, 9/14/13, (W, 29-12)
5+ rushing touchdowns on road:	5 at Oregon State, 9/9/17, (W, 48-14)
4+ rushing touchdowns on road:	5 at Oregon State, 9/9/17, (W, 48-14)
<100 net passing yards:	40, vs Wisconsin (0-31), 11/25/17
700+ total net yards:	704 vs Toledo, 9/4/04
600+ total net yards:	704 vs Toledo, 9/4/04
500+ total net yards:	522 vs New Mexico State (48-10), 8/30/18
400+ total net yards:	415 vs Purdue, 11/10/18
<200 total net yards:	133, vs Wisconsin (0-31), 11/25/17
<100 total net yards:	164, at Michigan, 11/4/17
100+ yards in penalties:	157 vs Michigan State, 10/31/09
Forced 4 or more turnovers:	4 at Wisconsin, 11/24/18
Forced 3 or more fumbles:	4 (recovered 1) at Wisconsin, 11/24/18
3+ fumble recoveries:	3 at Oregon State, 9/9/17
3+ interceptions:	3 at Wisconsin, 11/24/18
Committed 5 or more turnovers:	5 at Northwestern, 11/18/17
Attempted an onside kick:	at Illinois, 11/3/18
Recovered an onside kick:	at Illinois, 11/3/18
Played an overtime game:	at Penn State (L, 29-26 in OT) 10/1/16
Won an overtime game:	at Colorado State (W, 23-20 in OT) 9/12/15
Lost an overtime game:	at Penn State (L, 29-26 in OT) 10/1/16
Won vs. Top 25 Team	at No. 21 (AP) Nebraska, 11/22/14 (W, 28-24)
Won vs. Top 25 Team On Road	at No. 21 (AP) Nebraska, 11/22/14 (W, 28-24)
Attempted a fake field goal:	vs Michigan, 11/3/12 (did not convert)
Attempted a fake punt:	vs Iowa, 10/6/18 (Jacob Herbers incomplete pass intended for Chris Autman-Bell)

OPPONENT INDIVIDUAL GAME - LAST TIME

300+ yards rushing:	301, Anthony Davis, at Wisconsin, 11/23/02
250+ yards rushing:	266, Le'Veon Bell, vs Michigan State, 11/24/12
200+ yards rushing:	213, Reggie Corbin, at Illinois, 11/3/18
150+ yards rushing:	213, Reggie Corbin, at Illinois, 11/3/18
100+ yards rushing:	120, Jonathan Taylor, at Wisconsin, 11/24/18
2 players with 100+ yards rushing:	Reggie Corbin (213) and AJ Bush (127), at Illinois, 11/3/18
3 players with 100+ yards rushing:	Devine Ozigbo (152), Adrian Martinez (125), and Maurice Washington (109), at Nebraska, 10/20/18
Three or more TDs rushing:	3, LeShun Daniels, at Iowa, 11/14/15
50+ yard rush play:	Reggie Corbin (72 & 77) and Dre Brown (72), at Illinois, 11/3/18
25+ rushing attempts:	29, Isaiah Bower, vs Northwestern, 11/17/18
30+ rushing attempts:	31, Justin Jackson, at Northwestern, 11/18/17
40+ rushing attempts:	45, Anthony Davis, at Wisconsin, 11/23/02
400+ yards passing:	439, David Fales, vs San Jose State, 9/21/13
300+ yards passing:	314, Nate Stanley, vs Iowa, 10/6/18
200+ yards passing:	314, Nate Stanley, vs Iowa, 10/6/18
50+ yard pass play:	68, Clayton Thorson to JJ Jefferson, 11/17/18
30+ pass attempts:	33, Alex Hornibrook, at Wisconsin, 11/24/18
40+ pass attempts:	44, Peyton Ramsey vs Indiana, 10/26/18
50+ pass attempts:	58, Matt Romero, vs New Mexico State, 8/30/18
20+ completions:	20, David Blough, vs Purdue, 11/10/18
25+ completions:	29, Peyton Ramsey vs Indiana, 10/26/18
30+ completions:	33, Dwayne Haskins, at Ohio State, 10/13/18
4+ TD passes:	4, Nate Stanley, vs Iowa, 10/6/18
150+ yards receiving:	187, KJ Hill, at Ohio State, 10/13/18
100+ yards receiving:	163, Stanley Morgan, at Nebraska, 10/20/18
10+ receptions:	11, Malik Turner, vs Illinois, 11/21/15
3+ TD receptions:	3, Robert Tonyan, vs Indiana State, 9/10/16
Four+ field goals:	4, Dan Conroy, vs Michigan State, 11/24/12
Blocked a punt:	Chase Pennycuff, vs Middle Tennessee, 9/6/14
Blocked a field goal:	Randy Gregory, at Nebraska, 11/22/14
Blocked field goal returned for TD:	Nate Gerry, at Nebraska, 11/22/14
Missed PAT:	Drew Luckenbaugh, vs Northwestern, 11/17/18 (wide)
Blocked PAT:	Simon Connette, vs San Jose State, 9/21/13
Made 2-pt. conversion:	Alex Hornibrook to Adam Krumholz, at Wisconsin, 11/24/18
Missed 2-pt. conversion:	Peyton Ramsey failed pass vs Indiana, 10/26/18
Punt return for TD:	Nick Dugas (68 yds.), at UL-Lafayette, 9/7/02
Blocked punt ret. for TD:	Zach Domicone (rec. in end zone), vs Ohio State, 10/30/10
Kickoff return for TD:	JaKeem Grant, 99 yards, vs Texas Tech, 12/28/12
Int. return for TD:	Tre Watson, 36 yards, at Maryland, 9/22/18
Two Int. returns for TD:	Marcus Williams (52, 40 yards), vs North Dakota State, 9/24/11
Fumble return for TD:	Anthony Walker (13 yards) at Northwestern, 10/3/15
Fumble recovered for TD:	Richard Willock (rec. in end zone), vs Iowa, 11/23/96
Safety:	Devon Still, vs Penn State, 10/23/10

OPPONENT TEAM - LAST TIME

400+ yards rushing:	430, at Illinois, 11/3/18
300+ yards rushing:	430, at Illinois, 11/3/18
200+ yards rushing:	430, at Illinois, 11/3/18
< 50 yards rushing:	38, vs New Mexico State, 8/30/18
< 100 yards rushing:	95, vs Northwestern, 11/17/18
400+ yards passing:	412, at Ohio State, 10/13/18
300+ yards passing:	412, at Ohio State, 10/13/18
<100 yards passing:	56, at Michigan, 11/4/17
600+ total net yards:	646, at Illinois, 11/3/18
500+ total net yards:	646, at Illinois, 11/3/18
400+ total net yards:	646, at Illinois, 11/3/18
300+ total net yards:	359, at Wisconsin, 11/24/18
< 200 total net yards:	199, vs Miami University, 9/15/18
30+ first downs:	30, at Wisconsin, 10/9/10
<10 first downs:	10, vs Miami University, 9/15/18
60+ points:	63, at Oklahoma, (W, 63-0), 9/20/86
50+ points:	55, at Illinois (W, 55-31), 11/3/18
40+ points:	55, at Illinois (W, 55-31), 11/3/18
30+ points:	55, at Illinois (W, 55-31), 11/3/18
0 points:	vs Temple, (L, 0-62), 9/16/06
0 points in first half:	vs Fresno State (L 14-21), 9/8/18
0 points in second half:	vs Miami University, (L, 3-26), 9/15/18
No offensive TDs in first half:	vs Purdue (L, 10-41) 11/10/18
No offensive TDs in second half:	vs Miami University, (L, 3-26), 9/15/18
No offensive TDs entire game:	vs Miami University, (L, 3-26), 9/15/18
Safety:	Minnesota snap into end zone, vs Oregon State, 9/1/16
100+ yards in penalties:	118 (10 penalties), at Maryland, 9/22/18
No penalties	at Purdue, 10/10/15
No third downs converted:	0-for-12, vs Purdue, (L, 10-41), 11/10/18
Attempted an onside kick:	at Wisconsin, 11/24/18 (did not convert)

2018 MINNESOTA SCORING DRIVES

Opponent	Plays-Yds	Time of Possession	Qtr.	Time Remaining	Scoring Play
New Mexico State	6-50	2:22	1	5:48	Zack Annexstad 7-yard pass to Tyler Johnson (Carpenter kick)
New Mexico State	7-75	2:35	2	11:35	Seth Green 9-yard run (Carpenter kick)
New Mexico State	8-79	3:52	2	3:21	Seth Green 3-yard run (Carpenter kick)
New Mexico State	---	---	2	2:45	Antoine Winfield Jr. 76-yard punt return (Carpenter kick)
New Mexico State	5-84	1:14	2	0:57	Zack Annexstad 33-yard pass to Tyler Johnson (Carpenter kick)
New Mexico State	4-6	1:59	3	11:05	Emmit Carpenter 27-yard field goal
New Mexico State	17-74	6:21	4	14:16	Emmit Carpenter 24-yard field goal
New Mexico State	3-78	0:50	4	4:53	Bryce Williams 1-yard run (Carpenter kick)
Fresno State	14-80	7:17	1	2:46	Seth Green 1-yard run (Carpenter kick)
Fresno State	9-55	4:25	2	0:58	Emmit Carpenter 53-yard field goal
Fresno State	10-48	5:37	4	9:43	Emmit Carpenter 50-yard field goal
Fresno State	10-74	4:52	4	3:28	Seth Green 3-yard run (Seth Green pass to Ko Kieft successful)
Miami	13-66	7:11	1	6:17	Zack Annexstad 7-yard pass to Tyler Johnson (Carpenter kick)
Miami	6-21	3:01	2	11:59	Emmit Carpenter 44-yard field goal
Miami	--	--	2	2:39	Thomas Barber tackled running back Alonzo Smith in end zone
Miami	5-68	1:25	2	1:14	Seth Green 7-yard pass to Tyler Johnson (Carpenter kick)
Miami	3-12	1:15	3	5:47	Zack Annexstad 5-yard pass to Tyler Johnson (Carpenter kick)
at Maryland	12-56	4:55	2	14:04	Emmit Carpenter 33-yard field goal
at Maryland	5-71	0:40	2	0:54	Zack Annexstad 17-yard pass to Rashod Bateman (Carpenter kick)
at Maryland	14-37	5:45	3	8:24	Emmit Carpenter 41-yard field goal
Iowa	10-75	4:50	1	0:58	Zack Annexstad 3-yard pass to Rashod Bateman (Carpenter kick)
Iowa	6-43	1:57	2	4:00	Emmit Carpenter 49-yard field goal
Iowa	2-6	0:09	2	0:53	Zack Annexstad 6-yard pass to Tyler Johnson (Carpenter kick)
Iowa	2-3	0:36	3	7:36	Seth Green 1-yard run (Emmit Carpenter kick)
Iowa	10-75	3:45	4	5:35	Zack Annexstad 7-yard pass to Rashod Bateman (Carpenter kick)
Ohio State	11-75	5:19	1	3:44	Mohamed Ibrahim 1-yard run (Carpenter kick)
Ohio State	9-75	4:14	2	11:53	Mohamed Ibrahim 3-yard run (Carpenter kick)
at Nebraska	8-68	0:59	2	0:52	Zack Annexstad 13-yard pass to Demetrius Douglas (Matt Morse rush successful)
at Nebraska	4-75	1:11	3	13:49	Mohamed Ibrahim 1-yard run (Carpenter kick)
at Nebraska	8-79	3:48	3	7:22	Seth Green 4-yard run (Carpenter kick)
at Nebraska	3-44	1:01	4	4:14	Tanner Morgan 9-yard run (Tanner Morgan rush failed)
Indiana	6-77	3:07	1	6:20	Seth Green 1-yard run (Carpenter kick)
Indiana	14-75	7:46	2	6:19	Tanner Morgan 8-yard pass to Tyler Johnson (Carpenter kick)
Indiana	8-99	2:41	2	0:35	Tanner Morgan 18-yard pass to Tyler Johnson (Carpenter kick)
Indiana	11-53	7:04	3	7:56	Emmit Carpenter 37-yard field goal
Indiana	3-28	1:33	3	5:33	Shannon Brooks 17-yard run (Carpenter kick)
Indiana	1-67	0:11	4	1:34	Tanner Morgan 67-yard pass to Rashod Bateman (Carpenter kick)
at Illinois	12-75	5:50	1	8:31	Mohamed Ibrahim 4-yard run (Carpenter kick)
at Illinois	10-77	5:37	2	9:14	Mohamed Ibrahim 1-yard run (Carpenter kick)
at Illinois	6-41	0:33	2	0:06	Emmit Carpenter 28-yard field goal
at Illinois	3-75	1:04	4	9:31	Tanner Morgan 61-yard pass to Rashod Bateman (Carpenter kick)
at Illinois	3-77	1:13	4	1:46	Tanner Morgan 86-yard pass to Rashod Bateman (Carpenter kick)
Purdue	13-69	7:44	1	7:16	Emmit Carpenter 24-yard field goal
Purdue	7-83	3:23	2	9:03	Seth Green 11-yard pass to Jake Paulson (Carpenter kick)
Purdue	7-25	3:27	2	3:40	Emmit Carpenter 27-yard field goal
Purdue	--	--	3	14:10	Blake Cashman 40-yard fumble return (Carpenter kick)
Purdue	5-89	2:49	3	10:26	Seth Green 2-yard run (Carpenter kick)
Purdue	7-81	3:58	3	4:37	Bryce Williams 11-yard run (Carpenter kick)
Purdue	7-55	4:51	4	10:09	Tanner Morgan 12-yard pass to Tyler Johnson (Carpenter kick)
Northwestern	11-62	5:13	2	2:18	Mohamed Ibrahim 1-yard run (Carpenter kick)
Northwestern	9-60	3:17	4	4:32	Tanner Morgan 6-yard pass to Tyler Johnson (Carpenter kick)
at Wisconsin	10-65	5:04	1	2:37	Emmit Carpenter 34-yard field goal
at Wisconsin	9-59	5:46	2	2:21	Mohamed Ibrahim 10-yard run (Carpenter kick)
at Wisconsin	--	--	2	1:05	Demetrius Douglas 69-yard punt return
at Wisconsin	8-51	4:01	3	7:47	Emmit Carpenter 23-yard field goal
at Wisconsin	9-31	4:52	3	1:02	Emmit Carpenter 42-yard field goal
at Wisconsin	1-23	0:07	4	4:56	Bryce Williams 23-yard run (Carpenter kick)
at Wisconsin	6-29	2:12	4	2:31	Bryce Williams 16-yard run (Carpenter kick)

2018 OPPONENT SCORING DRIVES

Opponent	Plays-Yds	Time of Possession	Qtr.	Time Remaining	Scoring Play
New Mexico State	2-12	0:39	1	2:17	Matt Romero 13-yard pass to Izaiah Lottie (Brown kick)
New Mexico State	7-47	2:05	2	14:10	Dylan Brown 45-yard field goal
Fresno State	4-17	1:13	3	0:20	Marcus McMaryion 1-yard pass to Jared Rice (Fuller kick)
Fresno State	5-75	1:23	4	8:20	Marcus McMaryion 45-yard pass to KeeSean Johnson (Fuller kick)
Miami	9-46	4:03	2	7:56	Sam Sloman 37-yard field goal
at Maryland	8-75	4:18	1	10:42	Anthony McFarland 26-yard run (Petrino kick)
at Maryland	2-91	0:47	1	4:03	Ty Johnson 81-yard run (Petrino kick)
at Maryland	7-92	2:55	2	4:43	Kasim Hill 4-yard pass to DJ Turner (Petrino kick)
at Maryland	---	---	3	14:14	Tre Watson 36-yard interception return (Petrino kick)
at Maryland	4-75	1:57	3	6:27	Anthony McFarland 64-yard run (Petrino kick)
at Maryland	13-80	7:52	4	1:12	Chigoziem Okonkwo 21-yard run (Petrino kick)
Iowa	10-53	4:40	1	8:49	Nate Stanley 3-yard pass to T.J. Hockenson (Recinos kick)
Iowa	3-62	1:24	1	5:48	Nate Stanley 60-yard pass to Ihmir Smith-arsette (Recinos kick)
Iowa	14-74	6:06	2	5:57	T.J. Hockenson 4-yard run (Recinos kick)
Iowa	5-49	0:27	2	1:35	Nate Stanley 21-yard pass to Nick Easley (Recinos kick)
Iowa	9-53	3:19	3	11:41	Miguel Recinos 40-yard field goal
Iowa	9-51	3:33	3	4:03	Nate Stanley 5-yard pass to Noah Fant (Recinos kick)
Iowa	4-7	2:39	4	9:20	Miguel Recinos 20-yard field goal
Iowa	8-45	4:08	4	1:27	Mekhi Sargent 2-yard run (Recinos kick)
Ohio State	12-81	4:07	1	9:03	Blake Haubeil 21-yard field goal
Ohio State	5-75	2:37	1	1:07	Dwayne Haskins 41-yard pass to Terry McLaurin (Haubeil kick)
Ohio State	6-76	2:13	2	3:59	Dwayne Haskins 36-yard pass to K.J. Hill (Haubeil kick)
Ohio State	8-23	2:05	3	7:10	Blake Haubeil 47-yard field goal
Ohio State	12-71	5:46	4	10:20	Blake Haubeil 27-yard field goal
Ohio State	7-69	3:31	4	2:15	Dwayne Haskins 27-yard pass to K.J. Hill (Haubeil kick)
at Nebraska	7-75	1:56	1	13:04	Devine Ozigbo 40-yard run (Pickering kick)
at Nebraska	4-90	1:10	1	1:25	Devine Ozigbo 59-yard run (Pickering kick)
at Nebraska	9-85	3:08	2	11:40	Adrian Martinez 3-yard run (Pickering kick)
at Nebraska	5-72	2:25	2	1:58	Adrian Martinez 9-yard pass JD Spielman (Pickering kick)
at Nebraska	4-74	1:12	3	6:04	Adrian Martinez 35-yard pass to Stanley Morgan (Martinez successful pass to Morgan)
at Nebraska	14-82	7:03	4	7:53	Barret Pickering 32-yard field goal
at Nebraska	3-80	1:33	4	5:19	Adrian Martinez 67-yard pass to Stanley Morgan (Pickering kick)
at Nebraska	5-32	2:16	4	1:57	Maurice Washington 3-yard run (Pickering kick)
Indiana	13-60	5:33	1	9:27	Logan Justus 33-yard field goal
Indiana	13-69	5:07	1	1:13	Logan Justus 24-yard field goal
Indiana	6-11	1:56	2	14:05	Logan Justus 41-yard field goal
Indiana	2-47	0:31	4	13:24	Peyton Ramsey 43-yard pass to Donovan Hale (Ramsey pass attempt failed)
Indiana	6-63	1:51	4	10:04	Peyton Ramsey 37-yard pass to Ty Fryfogle (Ramsey successful pass to Fryfogle)
Indiana	10-55	3:09	4	3:57	Stevie Scott 3-yard run (Ramsey successful pass to Hale)
at Illinois	2-72	0:39	1	14:21	Reggie Corbin 72-yard run (McLaughlin kick)
at Illinois	2-75	0:30	1	8:01	Dre Brown 72-yard run (McLaughlin kick)
at Illinois	7-30	2:21	2	14:51	Chase McLaughlin 36-yard field goal
at Illinois	3-67	1:26	2	7:48	AJ Bush 67-yard pass to Ricky Smalling (McLaughlin kick)
at Illinois	7-69	2:57	3	10:12	AJ Bush 3-yard run (McLaughlin kick)
at Illinois	1-30	0:12	3	9:14	AJ Bush 30-yard pass to Daniel Barker (McLaughlin kick)
at Illinois	4-89	1:46	3	4:07	Reggie Corbin 77-yard run (McLaughlin kick)
at Illinois	9-54	4:59	4	10:35	Chase McLaughlin 48-yard field goal
at Illinois	12-75	6:32	4	2:59	AJ Bucsh 12-yard run (McLaughlin kick)
Purdue	5-16	2:40	1	2:59	Spencer Evans 40-yard field goal
Purdue	10-75	4:41	4	5:28	David Blough 9-yard pass to Rondale Moore (Evans kick)
Northwestern	4-45	1:43	1	2:20	Isaiah Bowser 2-yard run (Luckenbaugh kick)
Northwestern	3-55	1:06	2	1:12	Clayton Thorson 13-yard run (Luckenbaugh kick failed)
Northwestern	7-92	3:11	3	11:07	Isaiah Bowser 2-yard run (Thorson successful pass to Green)
Northwestern	4-6	2:19	4	7:49	Jake Collins 29-yard field goal
at Wisconsin	8-76	0:59	2	0:01	Alex Hornibrook 7-yard pass to Jake Ferguson (Gaglianone kick)
at Wisconsin	7-75	1:19	4	1:12	Alex Hornibrook 13-yard pass to Danny Davis (Hornibrook successful pass to Krumholz)

CAREER STARTS / GAMES PLAYED

OFFENSE

#1 Rodney Smith	RB	32 / 39
#73 Donnell Greene	OL	29 / 36
#62 Jared Weyler	OL	26 / 28
#64 Conner Olson	OL	24 / 24
#6 Tyler Johnson	WR	23 / 35
#70 Sam Schlueter	OL	14 / 22
#13 Rashod Bateman	WR	12 / 12
#77 Blaise Andries	OL	12 / 12
#44 Colton Beebe	TE	8 / 38
#4 Shannon Brooks	RB	8 / 29
#25 Phillip Howard	WR	8 / 20
#3 Chris Autman-Bell	WR	8 / 12
#24 Mohamed Ibrahim	RB	8 / 9
#78 Daniel Faalele	OL	7 / 9
#5 Zack Annexstad	QB	7 / 8
#82 Demetrius Douglas	WR	6 / 15
#80 Jake Paulson	TE	5 / 12
#2 Tanner Morgan	QB	5 / 8
#42 Ko Kieft	TE	3 / 24
#58 Quinn Oseland	OL	2 / 13
#21 Bryce Williams	RB	2 / 12
#17 Seth Green	WR/QB	1 / 12
#89 Matt Morse	WR	1 / 26
#61 Bronson Dovich	OL	0 / 33
#85 Bryce Witham	TE	0 / 22
#28 Jonathan Femi-Cole	RB	0 / 12
#60 John Michael Schmitz	OL	0 / 12
#98 Max Janes	TE	0 / 12
#71 Ben Davis	OL	0 / 8
#18 Clay Geary	WR	0 / 8
#88 Brevyn Spann-Ford	TE	0 / 4
#51 Curtis Dunlap Jr.	OL	0 / 3
#81 Brock Annexstad	WR	0 / 2
#75 Kyle Sassack	OL	0 / 2
#27 Paul Gossage	WR	0 / 2

DEFENSE

#45 Carter Coughlin	LB	24 / 35
#2 Jacob Huff	DB	23 / 45
#41 Thomas Barber	LB	23 / 35
#34 Antonio Shenault	DB	22 / 40
#46 Winston DeLattiboudere	DL	21 / 36
#21 Kamal Martin	LB	19 / 37
#19 Gary Moore	DL	17 / 32
#11 Antoine Winfield Jr.	DB	17 / 20
#36 Blake Cashman	LB	12 / 48
#31 Kiondre Thomas	DB	11 / 18
#16 Coney Durr	DB	9 / 21
#4 Terrell Smith	DB	9 / 11
#87 Nate Umlor	DL	7 / 11
#99 OJ Smith	DL	6 / 6
#23 Jordan Howden	DB	5 / 12
#97 Royal Silver	DL	4 / 10
#6 Chris Williamson	DB	3 / 10
#90 Sam Renner	DL	3 / 23
#20 Julian Huff	LB	2 / 50
#12 Tai'yon Devers	DL	1 / 30
#26 Justus Harris	DB	1 / 15
#27 Calvin Swenson	DB	0 / 20
#3 Jerry Gibson	DL	0 / 18
#43 Bailey Schoenfelder	LB	0 / 15
#9 Ezezi Otomewo	DL	0 / 12
#22 Benny Sapp III	DB	0 / 12
#8 Thomas Rush	LB	0 / 12
#55 Mariano Sori-Marin	LB	0 / 11
#69 Boye Mafe	DL	0 / 9
#91 Noah Hickcox	DL	0 / 6
#52 Jamaal Teague	DL	0 / 7
#14 Braelen Oliver	LB	0 / 2
#49 Josh Aune	DB	0 / 1

SPECIAL TEAMS

#25 Payton Jordahl	LS	50 / 50
#38 Emmitt Carpenter	K	36 / 37
#47 Jacob Herbers	H // P	36 / 36 // 12 / 12
#37 John Mack	K	0 / 1

GAME CAPTAINS

Minnesota does not have season captains, but instead has captains for each game. The individuals listed below are the ones who participated in the coin toss. Minnesota's captains wear a block "C" near their right shoulder.

New Mexico State: Thomas Barber, Rodney Smith

Fresno State: Blake Cashman, Rodney Smith

Miami (Ohio): Blake Cashman, Kamal Martin, Thomas Barber, Chris Autman-Bell

at Maryland: Thomas Barber, Mohamed Ibrahim, Winston DeLattiboudere

Iowa: Zack Annexstad, Thomas Barber, Blake Cashman

at Ohio State: Blake Cashman, Carter Coughlin, Kamal Martin

at Nebraska: Tanner Morgan

Indiana: Blake Cashman, Tanner Morgan

at Illinois: Chris Autman-Bell, Tanner Morgan, Casey O'Brien

Purdue: Seth Green, Tanner Morgan

Northwestern: Blake Cashman, Jerry Gibson, Jacob Huff,

Julian Huff, Gary Moore

at Wisconsin: Carter Coughlin, Winston DeLattiboudere, Kamal Martin, Tanner Morgan

2018 MINNESOTA STARTING LINEUP OFFENSE

Opponent	WR	WR	WR	LT	LG	C	RG	RT	TE / WR	QB	RB
New Mexico State	Johnson	Bateman	Douglas	Greene	Olson	Weyler	Andries	Schlueter	Paulson (TE)	Z. Annexstad	R. Smith
Fresno State	Johnson	Bateman	Douglas	Greene	Olson	Weyler	Andries	Schlueter	Kieft (TE)	Z. Annexstad	R. Smith
Miami	Johnson	Bateman	Autman-Bell	Greene	Olson	Weyler	Andries	Schlueter	Kieft (TE)	Z. Annexstad	Williams
at Maryland	Johnson	Bateman	Autman-Bell	Greene	Olson	Weyler	Andries	Schlueter	Kieft (TE)	Z. Annexstad	Ibrahim
Iowa	Johnson	Bateman	Autman-Bell	Greene	Olson	Weyler	Andries	Schlueter	Douglas (WR)	Z. Annexstad	Ibrahim
at Ohio State	Johnson	Bateman	Autman-Bell	Greene	Olson	Weyler	Andries	Faalele	Paulson (TE)	Z. Annexstad	Ibrahim
at Nebraska	Johnson	Bateman	Douglas	Greene	Olson	Weyler	Andries	Faalele	Paulson (TE)	Z. Annexstad	Ibrahim
Indiana	Johnson	Bateman	Autman-Bell	Schlueter	Olson	Weyler	Andries	Faalele	Paulson (TE)	Morgan	Williams
at Illinois	Johnson	Bateman	Autman-Bell	Schlueter	Olson	Weyler	Andries	Faalele	Spann-Ford (TE)	Morgan	Ibrahim
Purdue	Johnson	Bateman	Autman-Bell	Greene	Olson	Weyler	Andries	Faalele	Paulson (TE)	Morgan	Ibrahim
Northwestern	Johnson	Bateman	Autman-Bell	Greene	Olson	Weyler	Andries	Faalele	Green (WR)	Morgan	Ibrahim
at Wisconsin	Johson	Bateman	Morse	Greene	Olson	Weyler	Andries	Faalele	Schlueter (TE)	Morgan	Ibrahim

2018 MINNESOTA STARTING LINEUP DEFENSE

Opponent	RE	DT	DT	DE	LB	LB	LB / DB	DB	DB	DB	DB
New Mexico State	Devers	Moore	OJ Smith	DeLattiboudere	Coughlin	Martin	T. Smith (DB)	Jacob Huff	Winfield	Durr	Thomas
Fresno State	Coughlin	Moore	OJ Smith	DeLattiboudere	Cashman	Barber	T. Smith (DB)	Jacob Huff	Winfield	Shenault	Thomas
Miami	Coughlin	Moore	OJ Smith	DeLattiboudere	Cashman	Barber	Martin (LB)	Jacob Huff	Winfield	Shenault	T. Smith
at Maryland	Coughlin	Moore	OJ Smith	DeLattiboudere	Cashman	Barber	Martin (LB)	Jacob Huff	Winfield	Shenault	T. Smith
Iowa	Coughlin	Moore	OJ Smith	DeLattiboudere	Cashman	Barber	Martin (LB)	Jacob Huff	Williamson	Shenault	T. Smith
at Ohio State	Coughlin	Moore	Silver	DeLattiboudere	Cashman	Barber	Martin (LB)	Jacob Huff	Shenault	Durr	Thomas
at Nebraska	Coughlin	Moore	Silver	DeLattiboudere	Cashman	Barber	Martin (LB)	Jacob Huff	Shenault	Durr	T. Smith
Indiana	Coughlin	Moore	Silver	DeLattiboudere	Cashman	Barber	Martin (LB)	Jacob Huff	Howden	Durr	T. Smith
at Illinois	Coughlin	Moore	Silver	DeLattiboudere	Cashman	Barber	Martin (LB)	Jacob Huff	Howden	Durr	T. Smith
Purdue	Coughlin	Moore	Renner	DeLattiboudere	Cashman	Barber	Williamson (DB)	Jacob Huff	Howden	Durr	T. Smith
Northwestern	Coughlin	Moore	Renner	DeLattiboudere	Cashman	Barber	Williamson (DB)	Jacob Huff	Howden	Durr	Thomas
at Wisconsin	Coughlin	Moore	OJ Smith	Renner	Cashman	Barber	Martin	Jacob Huff	Howden	Durr	Thomas

BIG TEN PLAYERS OF THE WEEK

Player	Date	Award	Notes
Antoine Winfield Jr.	Sept. 3	Special	Returned first punt of career 76 yards for a touchdown against New Mexico State. First punt return touchdown for U since 2013.
Antoine Winfield Jr.	Sept. 10	Defense	Made five tackles and recorded one of the best interceptions the game has ever seen to secure a win against Fresno State.
Emmitt Carpenter	Sept. 10	Special	Connected on field goals from 50 and 53 yards against Fresno State; became sixth kicker in school history to reach 200 points.
Mohamed Ibrahim	Oct. 14	Freshman	Rushed for 157 yards and two TDs at Ohio State. Most freshman rushing yards versus OSU since 2015 (Saquan Barkley, 194)
Tanner Morgan	Oct. 29	Freshman	Completed 17-of-24 passes for 302 yards and three touchdowns in win against Indiana. First Gopher QB to pass for 300 since 2015.
Rashod Bateman	Nov. 5	Freshman	Caught seven passes for 175 yards and two touchdowns at Illinois. TDs covered 61 and 86 yards.
Blake Cashman	Nov. 19	Defense	Made a career high 20 tackles against Northwestern. First Gopher to make 20 tackles since Eli Ward in 2002.
Demetrius Douglas	Nov. 26	Special	Returned a punt 69 yards for a touchdown at Wisconsin

2018 STATS

The Automated ScoreBook
Minnesota Overall Team Statistics (as of Nov 27, 2018)
All games

Team Statistics	MINN	OPP
SCORING	342	335
Points Per Game	28.5	27.9
Points Off Turnovers	62	82
FIRST DOWNS	250	223
Rushing	108	90
Passing	114	118
Penalty	28	15
RUSHING YARDAGE	1961	2048
Yards gained rushing	2207	2295
Yards lost rushing	246	247
Rushing Attempts	481	392
Average Per Rush	4.1	5.2
Average Per Game	163.4	170.7
TDs Rushing	21	19
PASSING YARDAGE	2582	2684
Comp-Att-Int	183-333-14	260-397-11
Average Per Pass	7.8	6.8
Average Per Catch	14.1	10.3
Average Per Game	215.2	223.7
TDs Passing	18	21
TOTAL OFFENSE	4543	4732
Total Plays	814	789
Average Per Play	5.6	6.0
Average Per Game	378.6	394.3
KICK RETURNS: #-Yards	29-679	27-558
PUNT RETURNS: #-Yards	12-267	9-10
INT RETURNS: #-Yards	11-88	14-78
KICK RETURN AVERAGE	23.4	20.7
PUNT RETURN AVERAGE	22.2	1.1
INT RETURN AVERAGE	8.0	5.6
FUMBLES-LOST	20-11	17-9
PENALTIES-Yards	47-478	68-649
Average Per Game	39.8	54.1
PUNTS-Yards	51-2103	60-2574
Average Per Punt	41.2	42.9
Net punt average	41.0	35.8
KICKOFFS-Yards	67-3952	68-3880
Average Per Kick	59.0	57.1
Net kick average	39.1	39.7
TIME OF POSSESSION/Game	32:16	27:44
3RD-DOWN Conversions	59/156	61/162
3rd-Down Pct	38%	38%
4TH-DOWN Conversions	10/20	11/18
4th-Down Pct	50%	61%
SACKS BY-Yards	22-129	26-156
MISC YARDS	0	0
TOUCHDOWNS SCORED	42	41
FIELD GOALS-ATTEMPTS	15-20	15-16
ON-SIDE KICKS	0-2	0-1
RED-ZONE SCORES	(43-54) 80%	(27-30) 90%
RED-ZONE TOUCHDOWNS	(34-54) 63%	(18-30) 60%
PAT-ATTEMPTS	(39-39) 100%	(34-35) 97%
ATTENDANCE	265407	335337
Games/Avg Per Game	7/37915	5/67067
Neutral Site Games		0/0

Score by Quarters	1st	2nd	3rd	4th	OT	Total
Minnesota	55	133	71	83	0	342
Opponents	89	74	63	109	0	335

2018 STATS

The Automated ScoreBook
Minnesota Overall Defensive Statistics (as of Nov 27, 2018)
All games

#	Defensive Leaders	gp	Tackles				Sacks	Pass defense			Fumbles		blkd	
			ua	a	tot	tfl/yds		int-yds	brup	qbh	rcv-yds	ff	kick	saf
36	Cashman, Blake	12	62	42	104	15.0-51	2.5-25	.	5	.	1-40	1	.	.
2X	Huff, Jacob	12	54	31	85	0.5-1	.	2-21	7	.	.	2	.	.
41	Barber, Thomas	12	42	33	75	4.0-18	1.5-12	1-0	1	.	2-7	.	.	.
21	Martin, Kamal	12	34	25	59	3.5-5	.	.	2
45	Coughlin, C	12	32	14	46	15.0-59	9.5-50	.	.	2	.	4	.	.
23	Howden, Jordan	12	27	15	42	.	.	1-0	3
34	Shenault, A	7	27	15	42	2.5-7	.	1-42	1	.	.	1	.	.
4	Smith, Terell	10	32	9	41	2.0-5	.	1-0	8
16	Durr, Coney	12	31	5	36	4.5-20	0.5-2	2-25	4
6X	Williamson, C	10	18	13	31	3.5-14	1.0-9	1-0	4	.	.	1	.	.
31	Thomas, Kiondre	9	26	3	29	1.0-4	.	.	4	.	.	1	.	.
19	Moore, Gary	12	10	14	24	4.0-7	0.5-2	.	.	.	1-0	.	.	.
46	DeLattiboudere	12	14	6	20	3.5-11	1.0-7
11	Winfield, A	4	10	7	17	.	.	1-0	.	.	1-0	.	.	.
9	Otomewo, Ezezi	12	9	5	14	2.0-4	1.0-2	.	.	.	1-0	1	.	.
90	Renner, Sam	12	6	7	13	0.5-2	.	.	1	.	1-0	.	1	.
20	Huff, Julian	12	9	3	12	1.0-6	1.0-6	1-0	.	.	1-0	.	.	.
97	Silver, Royal	10	4	8	12	2.0-3
52	Teague, Jamaal	7	4	4	8	2.0-4	1.0-3
26	Harris, Justus	12	3	4	7	1	.
99	Smith, OJ	6	5	2	7
69	Mafe, Boye	9	3	3	6	0.5-1	0.5-1	.	1	1
22	Sapp, Benny	12	1	5	6
12	Devers, Tai'yon	11	1	4	5
3X	Gibson, Jerry	10	1	4	5	1.0-3	1.0-3
55	Sori-Marin, M	11	1	3	4
8	Rush, Thomas	11	3	1	4	1.0-7	1.0-7
27	Swenson, Calvin	12	1	2	3
38	Carpenter,Emmit	12	.	3	3
6	Johnson, Tyler	12	3	.	3
2E	Jordahl, Payton	12	.	2	2	1-0	.	.	.
5	Annexstad, Zack	8	1	.	1
91	Hickcox, Noah	6	.	1	1
2	Morgan, Tanner	8	1	.	1
80	Paulson, Jake	12	1	.	1
98	Janes, Max	12	.	1	1
62	Weyler, Jared	12	1	.	1
TM	TEAM	7	1
Total		12	477	294	771	69-232	22-129	11-88	41	3	9-47	11	2	1
Opponents		12	441	398	839	59-218	26-156	14-78	53	10	11-8	13	.	.

2018 STATS

The Automated ScoreBook
Minnesota Overall Individual Statistics (as of Nov 27, 2018)
All games

Rushing	gp	att	gain	loss	net	avg	td	lg	avg/g
Ibrahim, M	9	171	949	13	936	5.5	7	74	104.0
Williams, Bryce	12	116	518	18	500	4.3	4	30	41.7
Green, Seth	12	71	252	1	251	3.5	8	13	20.9
Brooks, Shannon	1	22	154	0	154	7.0	1	27	154.0
Smith, Rodney	2	25	157	3	154	6.2	0	23	77.0
Morgan, Tanner	8	38	126	78	48	1.3	1	11	6.0
Femi-Cole, J	5	5	23	0	23	4.6	0	9	4.6
TEAM	7	10	0	16	-16	-1.6	0	0	-2.3
Annexstad, Zack	8	23	28	117	-89	-3.9	0	12	-11.1
Total	12	481	2207	246	1961	4.1	21	74	163.4
Opponents	12	392	2295	247	2048	5.2	19	81	170.7

Passing	gp	effic	comp-att-int	pct	yds	td	lg	avg/g
Annexstad, Zack	8	117.63	97-187-7	51.9	1277	9	52	159.6
Morgan, Tanner	8	143.67	82-139-6	59.0	1269	7	86	158.6
Green, Seth	12	232.48	4-5-1	80.0	36	2	16	3.0
Herbers, Jacob	12	0.00	0-1-0	0.0	0	0	0	0.0
Johnson, Tyler	12	0.00	0-1-0	0.0	0	0	0	0.0
Total	12	129.52	183-333-14	55.0	2582	18	86	215.2
Opponents	12	134.20	260-397-11	65.5	2684	21	68	223.7

Receiving	gp	no.	yds	avg	td	lg	avg/g
Johnson, Tyler	12	74	1112	15.0	10	52	92.7
Bateman, Rashod	12	49	670	13.7	6	86	55.8
Autman-Bell, C	12	27	408	15.1	0	69	34.0
Douglas, D	12	9	87	9.7	1	17	7.2
Williams, Bryce	12	4	64	16.0	0	35	5.3
Ibrahim, M	9	4	26	6.5	0	15	2.9
Witham, Bryce	10	3	75	25.0	0	41	7.5
Green, Seth	12	2	37	18.5	0	31	3.1
Smith, Rodney	2	2	32	16.0	0	21	16.0
Paulson, Jake	12	2	17	8.5	1	11	1.4
Brooks, Shannon	1	2	11	5.5	0	7	11.0
Howard, Phillip	9	2	5	2.5	0	7	0.6
Kieft, Ko	12	1	19	19.0	0	19	1.6
Femi-Cole, J	5	1	12	12.0	0	12	2.4
Geary, Clay	7	1	7	7.0	0	7	1.0
Total	12	183	2582	14.1	18	86	215.2
Opponents	12	260	2684	10.3	21	68	223.7

Punt Returns	no.	yds	avg	td	lg
Douglas, D	7	113	16.1	1	69
Winfield, A	3	110	36.7	1	76
Renner, Sam	1	34	34.0	0	0
Harris, Justus	1	0	0.0	0	0
Coughlin, C	0	10	0.0	0	10
Total	12	267	22.2	2	76
Opponents	9	10	1.1	0	13

Interceptions	no.	yds	avg	td	lg
Huff, Jacob	2	21	10.5	0	21
Durr, Coney	2	25	12.5	0	25
Huff, Julian	1	0	0.0	0	0
Winfield, A	1	0	0.0	0	0
Smith, Terrell	1	0	0.0	0	0
Shenault, A	1	42	42.0	0	42
Howden, Jordan	1	0	0.0	0	0
Williamson, C	1	0	0.0	0	0
Barber, Thomas	1	0	0.0	0	0
Total	11	88	8.0	0	42
Opponents	14	78	5.6	1	36

Kick Returns	no.	yds	avg	td	lg
Douglas, D	24	594	24.8	0	87
Beebe, Colton	2	29	14.5	0	16
Smith, Rodney	2	37	18.5	0	22
Ibrahim, M	1	19	19.0	0	19
Total	29	679	23.4	0	87
Opponents	27	558	20.7	0	49

Fumble Returns	no.	yds	avg	td	lg
Cashman, Blake	1	40	40.0	1	40
Barber, Thomas	1	7	7.0	0	7
Total	2	47	23.5	1	40
Opponents	2	8	4.0	0	8

2018 STATS

The Automated ScoreBook
Minnesota Overall Individual Statistics (as of Nov 27, 2018)
All games

Scoring	td	fg	PAT				dxp	saf	pts
			kick	rush	rcv	pass			
Carpenter,Emmit	-	15-20	39-39	-	-	-	-	-	84
Johnson, Tyler	10	-	-	-	-	-	-	-	60
Green, Seth	8	-	-	-	-	1-1	-	-	48
Ibrahim, M	7	-	-	-	-	-	-	-	42
Bateman, Rashod	6	-	-	-	-	-	-	-	36
Williams, Bryce	4	-	-	-	-	-	-	-	24
Douglas, D	2	-	-	-	-	-	-	-	12
Morgan, Tanner	1	-	-	0-1	-	-	-	-	6
Brooks, Shannon	1	-	-	-	-	-	-	-	6
Paulson, Jake	1	-	-	-	-	-	-	-	6
Winfield, A	1	-	-	-	-	-	-	-	6
Cashman, Blake	1	-	-	-	-	-	-	-	6
TEAM	-	-	-	-	-	-	-	1	2
Kieft, Ko	-	-	-	-	1	-	-	-	2
Morse, Matt	-	-	-	1-1	-	-	-	-	2
Total	42	15-20	39-39	1-2	1	1-1	-	1	342
Opponents	41	15-16	34-35	-	5	5-6	-	-	335

Total Offense	g	plays	rush	pass	total	avg/g
Morgan, Tanner	8	177	48	1269	1317	164.6
Annexstad, Zack	8	210	-89	1277	1188	148.5
Ibrahim, M	9	171	936	0	936	104.0
Williams, Bryce	12	116	500	0	500	41.7
Green, Seth	12	76	251	36	287	23.9
Brooks, Shannon	1	22	154	0	154	154.0
Smith, Rodney	2	25	154	0	154	77.0
Femi-Cole, J	5	5	23	0	23	4.6
TEAM	7	10	-16	0	-16	-2.3
Total	12	814	1961	2582	4543	378.6
Opponents	12	789	2048	2684	4732	394.3

Field Goals	fg	pct.	01-19	20-29	30-39	40-49	50-99	lg	blk
Carpenter,Emmit	15-20	75.0	0-0	6-7	3-5	4-6	2-2	53	0

FG Sequence	Minnesota	Opponents
New Mexico State	(27),(24),40	(45)
Fresno State	(53),(50)	-
Miami	(44)	(37)
Maryland	(33),(41)	-
Iowa	(49)	(40),(20)
Ohio State	32,49	(21),(47),(27)
Nebraska	-	(32)
Indiana	(37)	(33),(24),(41)
Illinois	(28)	(36),(48)
Purdue	(24),(27)	(40)
Northwestern	38	(29)
Wisconsin	(34),(23),(42),28	31

Punting	no.	yds	avg	lg	tb	fc	i20	50+	blk
Herbers, Jacob	51	2103	41.2	58	0	30	18	8	0
Total	51	2103	41.2	58	0	30	18	8	0
Opponents	60	2574	42.9	69	8	20	20	12	2

Kickoffs	no.	yds	avg	tb	ob	retn	net	ydln
Carpenter,Emmit	66	3892	59.0	31	2			
Mack, John	1	60	60.0	0	0			
Total	67	3952	59.0	31	2	20.7	39.1	25
Opponents	68	3880	57.1	20	3	23.4	39.7	25

Numbers in parentheses indicate field goal was made.

2018 STATS

The Automated ScoreBook
Minnesota Overall Individual Statistics (as of Nov 27, 2018)
All games

All Purpose	g	rush	rcv	pr	kr	ir	total	avg/g
Johnson, Tyler	12	0	1112	0	0	0	1112	92.7
Ibrahim, M	9	936	26	0	19	0	981	109.0
Douglas, D	12	0	87	113	594	0	794	66.2
Bateman, Rasho	12	0	670	0	0	0	670	55.8
Williams, Bryce	12	500	64	0	0	0	564	47.0
Autman-Bell, C	12	0	408	0	0	0	408	34.0
Green, Seth	12	251	37	0	0	0	288	24.0
Smith, Rodney	2	154	32	0	37	0	223	111.5
Brooks, Shanno	1	154	11	0	0	0	165	165.0
Winfield, A	4	0	0	110	0	0	110	27.5
Witham, Bryce	10	0	75	0	0	0	75	7.5
Morgan, Tanner	8	48	0	0	0	0	48	6.0
Shenault, A	7	0	0	0	0	42	42	6.0
Femi-Cole, J	5	23	12	0	0	0	35	7.0
Renner, Sam	12	0	0	34	0	0	34	2.8
Beebe, Colton	12	0	0	0	29	0	29	2.4
Durr, Coney	12	0	0	0	0	25	25	2.1
Huff, Jacob	12	0	0	0	0	21	21	1.8
Kieft, Ko	12	0	19	0	0	0	19	1.6
Paulson, Jake	12	0	17	0	0	0	17	1.4
Coughlin, C	12	0	0	10	0	0	10	0.8
Geary, Clay	7	0	7	0	0	0	7	1.0
Howard, Phillip	9	0	5	0	0	0	5	0.6
TEAM	7	-16	0	0	0	0	-16	-2.3
Annexstad, Zack	8	-89	0	0	0	0	-89	-11.1
Total	12	1961	2582	267	679	88	5577	464.8
Opponents	12	2048	2684	10	558	78	5378	448.2

2018 STATS

The Automated ScoreBook
Minnesota Team Game-by-Game (as of Nov 27, 2018)
All games

TEAM STATISTICS

Date	Opponent	Rushing				Receiving				Passing				Kick Returns				Punt Returns				tot off
		no.	yds	td	lg	no.	yds	td	lg	cmp-att-int	yds	td	lg	no.	yds	td	lg	no.	yds	td	lg	
Aug 30	NEW MEXICO STATE	47	295	3	74	17	227	2	33	17-34-0	227	2	33	1	15	0	15	3	123	1	76	522
Sep 08	FRESNO STATE	45	132	2	11	16	175	0	25	16-26-0	175	0	25	3	65	0	23	0	0	0	0	307
Sep 15	MIAMI	44	118	0	17	14	177	3	35	14-26-1	177	3	35	1	29	0	29	1	31	0	31	295
Sep 22	at Maryland	40	94	0	17	14	169	1	29	14-32-2	169	1	29	4	88	0	25	0	0	0	0	263
Oct 06	IOWA	31	86	1	13	18	234	3	52	18-36-4	234	3	52	1	16	0	16	1	6	0	6	320
Oct 13	at Ohio State	33	178	2	34	13	218	0	41	13-23-2	218	0	41	1	14	0	14	1	12	0	12	396
Oct 20	at Nebraska	36	125	3	11	20	349	1	69	20-36-1	349	1	69	5	158	0	87	1	7	0	7	474
Oct 26	INDIANA	40	180	2	27	17	302	3	67	17-24-1	302	3	67	5	98	0	27	2	0	0	0	482
Nov 03	at Illinois	42	178	2	13	15	260	2	86	15-28-0	260	2	86	4	92	0	24	1	0	0	0	438
Nov 10	PURDUE	41	265	2	43	11	150	2	35	11-20-1	150	2	35	0	0	0	0	0	0	0	0	415
Nov 17	NORTHWESTERN	35	109	1	29	19	197	1	23	19-32-2	197	1	23	4	104	0	32	1	19	0	19	306
Nov 24	at Wisconsin	47	201	3	23	9	124	0	28	9-16-0	124	0	28	0	0	0	0	1	69	1	69	325
Minnesota		481	1961	21	74	183	2582	18	86	183-333-14	2582	18	86	29	679	0	87	12	267	2	76	4543
		392	2048	19	81	260	2684	21	68	260-397-11	2684	21	68	27	558	0	49	9	10	0	13	4732

Games: 12 • Avg/rush: 4.1 • Avg/catch: 14.1 • Pass eff: 129.52 • KR avg: 23.4 • PR avg: 22.2 • All purpose avg/game: 464.8 • Total offense avg/gm: 378.6

		Tackles				Sacks		Fumble		Pass Defense			bldk	PAT Attempts			off		
Date	Opponent	ua	a	total	tfl-yds	no-yds	ff	fr-yds	int-yds	qbh	brup	kick	kick	rush	rcv	saf	t/o	pts	
Aug 30	NEW MEXICO STATE	45	18	63	8.0-33	4.0-26	0	0-0	1-0	0	9	1	6-6	0	0	0	7	48	
Sep 08	FRESNO STATE	34	30	64	6.0-13	0.0-0	1	0-0	2-0	0	2	0	1-1	0	1	0	0	21	
Sep 15	MIAMI	30	26	56	4.0-19	2.0-15	1	2-0	1-42	0	2	0	3-3	0	0	1	7	26	
Sep 22	at Maryland	29	24	53	4.0-9	1.0-1	0	0-0	0-0	0	0	0	1-1	0	0	0	0	13	
Oct 06	IOWA	47	24	71	6.0-18	1.0-7	1	1-7	1-21	0	3	0	4-4	0	0	0	14	31	
Oct 13	at Ohio State	48	26	74	9.0-35	3.0-19	1	0-0	0-0	0	6	0	2-2	0	0	0	0	14	
Oct 20	at Nebraska	44	30	74	5.0-16	2.0-12	0	1-0	0-0	0	2	0	2-2	1	0	0	0	28	
Oct 26	INDIANA	48	14	62	5.0-17	1.0-2	1	1-0	2-0	0	5	1	5-5	0	0	0	0	38	
Nov 03	at Illinois	40	10	50	6.0-13	1.0-3	1	2-0	1-0	1	1	0	4-4	0	0	0	3	31	
Nov 10	PURDUE	39	32	71	5.0-19	3.0-15	1	1-40	0-0	0	5	0	5-5	0	0	0	7	41	
Nov 17	NORTHWESTERN	38	34	72	7.0-32	2.0-23	0	0-0	0-0	0	3	0	2-2	0	0	0	0	14	
Nov 24	at Wisconsin	35	26	61	4.0-8	2.0-6	4	1-0	3-25	2	3	0	4-4	0	0	0	24	37	
Minnesota		477	294	771	69.0-232	22.0-129	11	9-47	11-88	3	41	2	39-39	1	1	1	62	342	
		441	398	839	59.0-218	26.0-156	13	11-8	14-78	10	53	0	34-35	0	5	0	82	335	

		Punting										Field Goals			Kickoffs				
Date	Opponent	no.	yds	avg	long	blkd	tb	fc	50+	i20	md-att	long	blkd	no.	yds	avg	tb	ob	
Aug 30	NEW MEXICO STATE	5	207	41.4	51	0	0	1	1	0	2-3	27	0	9	571	63.4	5	0	
Sep 08	FRESNO STATE	6	231	38.5	52	0	0	5	1	1	2-2	53	0	5	324	64.8	2	0	
Sep 15	MIAMI	6	256	42.7	48	0	0	3	0	4	1-1	44	0	5	312	62.4	3	1	
Sep 22	at Maryland	5	235	47.0	52	0	0	3	3	4	2-2	41	0	4	253	63.2	2	0	
Oct 06	IOWA	4	151	37.8	44	0	0	3	0	1	1-1	49	0	5	288	57.6	2	1	
Oct 13	at Ohio State	2	87	43.5	44	0	0	0	0	0	0-2	0	0	3	195	65.0	3	0	
Oct 20	at Nebraska	6	248	41.3	58	0	0	4	1	5	0-0	0	0	5	256	51.2	2	0	
Oct 26	INDIANA	3	119	39.7	51	0	0	1	1	0	1-1	37	0	7	401	57.3	4	0	
Nov 03	at Illinois	6	238	39.7	46	0	0	5	0	1	1-1	28	0	5	239	47.8	1	0	
Nov 10	PURDUE	3	117	39.0	41	0	0	2	0	0	2-2	27	0	8	435	54.4	1	0	
Nov 17	NORTHWESTERN	3	139	46.3	58	0	0	2	1	2	0-1	0	0	3	188	62.7	1	0	
Nov 24	at Wisconsin	2	75	37.5	49	0	0	1	0	0	3-4	42	0	8	490	61.2	5	0	
Minnesota		51	2103	41.2	58	0	0	30	8	18	15-20	53	0	67	3952	59.0	31	2	
		60	2574	42.9	69	2	8	20	12	20	15-16	48	0	68	3880	57.1	20	3	

2018 STATS

The Automated ScoreBook
Minnesota Opponent Game-by-Game (as of Nov 27, 2018)
All games

OPPONENT STATISTICS

		Rushing				Receiving				Passing				Kick Returns				Punt Returns				tot		
Date	Opponent	no.	yds	td	lg	no.	yds	td	lg	cmp	att	int	yds	td	lg	no.	yds	td	lg	no.	yds	td	lg	off
Aug 30	NEW MEXICO STATE	20	38	0	20	29	233	1	24	29-58-1	233	1	24	4	68	0	31	3	13	0	13	271		
Sep 08	FRESNO STATE	24	87	0	22	24	212	2	45	24-34-2	212	2	45	3	43	0	21	0	0	0	0	299		
Sep 15	MIAMI	31	91	0	17	11	108	0	18	11-23-1	108	0	18	1	18	0	18	0	0	0	0	199		
Sep 22	at Maryland	37	315	4	81	10	117	1	54	10-14-0	117	1	54	2	39	0	22	2	-1	0	2	432		
Oct 06	IOWA	40	106	2	15	23	314	4	60	23-39-1	314	4	60	2	83	0	49	0	0	0	0	420		
Oct 13	at Ohio State	32	92	0	12	33	412	3	42	33-44-0	412	3	42	0	0	0	0	2	-1	0	0	504		
Oct 20	at Nebraska	43	383	4	59	25	276	3	67	25-30-0	276	3	67	2	32	0	20	0	0	0	0	659		
Oct 26	INDIANA	30	153	1	29	29	232	2	43	29-44-2	232	2	43	1	15	0	15	0	0	0	0	385		
Nov 03	at Illinois	35	430	5	77	18	216	2	67	18-25-1	216	2	67	3	52	0	33	1	-1	0	0	646		
Nov 10	PURDUE	30	88	0	15	21	145	1	17	21-32-0	145	1	17	5	107	0	27	0	0	0	0	233		
Nov 17	NORTHWESTERN	39	95	3	15	15	230	0	68	15-21-0	230	0	68	2	60	0	39	0	0	0	0	325		
Nov 24	at Wisconsin	31	170	0	21	22	189	2	13	22-33-3	189	2	13	2	41	0	24	1	0	0	0	359		
Opponents		392	2048	19	81	260	2684	21	68	260-397-11	2684	21	68	27	558	0	49	9	10	0	13	4732		
		481	1961	21	74	183	2582	18	86	183-333-14	2582	18	86	29	679	0	87	12	267	2	76	4543		

Games: 12 • Avg/rush: 5.2 • Avg/catch: 10.3 • Pass effic: 134.20 • KR avg: 20.7 • PR avg: 1.1 • All purpose avg/game: 448.2 • Total offense avg/gm: 394.3

		Tackles				Sacks		Fumble		Pass Defense			bldk	PAT Attempts			off	
Date	Opponent	ua	a	total	tfl-yds	no-yds	ff	fr-yds	int-yds	qbh	brup	kick	kick	rush	rcv	saf	t/o	pts
Aug 30	NEW MEXICO STATE	38	42	80	2.0-3	0.0-0	0	1-0	0-0	0	5	0	1-1	0	0	0	7	10
Sep 08	FRESNO STATE	41	36	77	4.0-11	1.0-6	1	1-0	0-0	0	3	0	2-2	0	0	0	7	14
Sep 15	MIAMI	32	46	78	10.0-38	3.0-21	2	1-0	1-6	2	1	0	0-0	0	0	0	0	3
Sep 22	at Maryland	42	28	70	9.0-45	4.0-34	1	1-0	2-36	0	7	0	6-6	0	0	0	14	42
Oct 06	IOWA	33	30	63	7.0-36	5.0-31	0	0-0	4-36	0	4	0	6-6	0	0	0	3	48
Oct 13	at Ohio State	30	26	56	5.0-13	2.0-9	1	1-0	2-0	0	6	0	3-3	0	0	0	10	30
Oct 20	at Nebraska	40	32	72	2.0-6	1.0-5	0	0-0	1-0	3	7	0	6-6	0	1	0	7	53
Oct 26	INDIANA	33	40	73	3.0-12	1.0-8	4	3-0	1-0	0	2	0	0-0	0	2	0	11	31
Nov 03	at Illinois	37	42	79	5.0-21	3.0-16	2	2-0	0-0	4	5	0	7-7	0	0	0	10	55
Nov 10	PURDUE	40	14	54	3.0-3	2.0-2	0	0-0	1-0	0	3	0	1-1	0	0	0	3	10
Nov 17	NORTHWESTERN	42	26	68	7.0-27	4.0-24	2	1-8	2-0	0	5	0	1-2	0	1	0	10	24
Nov 24	at Wisconsin	33	36	69	2.0-3	0.0-0	0	0-0	0-0	1	5	0	1-1	0	1	0	0	15
Opponents		441	398	839	59.0-218	26.0-156	13	11-8	14-78	10	53	0	34-35	0	5	0	82	335
		477	294	771	69.0-232	22.0-129	11	9-47	11-88	3	41	2	39-39	1	1	1	62	342

		Punting										Field Goals			Kickoffs				
Date	Opponent	no.	yds	avg	long	blkd	tb	fc	50+	i20	md-att	long	blkd	no.	yds	avg	tb	ob	
Aug 30	NEW MEXICO STATE	11	461	41.9	69	1	4	0	5	1	1-1	45	0	3	165	55.0	1	0	
Sep 08	FRESNO STATE	7	309	44.1	60	0	1	2	2	6	0-0	0	0	3	192	64.0	0	0	
Sep 15	MIAMI	7	324	46.3	64	0	1	3	2	2	1-1	37	0	3	207	69.0	2	0	
Sep 22	at Maryland	5	243	48.6	56	0	0	5	2	0	0-0	0	0	7	400	57.1	1	1	
Oct 06	IOWA	4	166	41.5	47	0	0	1	0	2	2-2	40	0	9	458	50.9	3	1	
Oct 13	at Ohio State	2	92	46.0	46	0	0	0	0	1	3-3	47	0	7	330	47.1	1	0	
Oct 20	at Nebraska	3	125	41.7	46	0	0	1	0	0	1-1	32	0	9	559	62.1	4	0	
Oct 26	INDIANA	4	126	31.5	45	1	0	1	0	2	3-3	41	0	7	401	57.3	1	0	
Nov 03	at Illinois	2	82	41.0	49	0	0	1	0	1	2-2	48	0	10	650	65.0	6	0	
Nov 10	PURDUE	6	269	44.8	49	0	0	4	0	3	1-1	40	0	3	120	40.0	0	0	
Nov 17	NORTHWESTERN	6	262	43.7	50	0	2	2	1	1	1-1	29	0	5	291	58.2	0	1	
Nov 24	at Wisconsin	3	115	38.3	42	0	0	0	0	1	0-1	0	0	2	107	53.5	1	0	
Opponents		60	2574	42.9	69	2	8	20	12	20	15-16	48	0	68	3880	57.1	20	3	
		51	2103	41.2	58	0	0	30	8	18	15-20	53	0	67	3952	59.0	31	2	

2018 STATS

The Automated ScoreBook
Minnesota Game Superlatives (as of Nov 27, 2018)
All games

INDIVIDUAL GAME HIGHS

Rushes	33	Williams, Bryce vs Miami (Sep 15, 2018)
Yards Rushing	157	Ibrahim, M at Ohio State (Oct 13, 2018)
TD Rushes	2	Green, Seth vs New Mexico State (Aug 30, 2018)
	2	Green, Seth vs Fresno State (Sep 08, 2018)
	2	Ibrahim, M at Ohio State (Oct 13, 2018)
	2	Ibrahim, M at Illinois (Nov 03, 2018)
	2	Williams, Bryce at Wisconsin (Nov 24, 2018)
Long Rush	74	Ibrahim, M vs New Mexico State (Aug 30, 2018)
Pass attempts	33	Annexstad, Zack vs New Mexico State (Aug 30, 2018)
	33	Annexstad, Zack vs Iowa (Oct 06, 2018)
Pass completions	19	Morgan, Tanner vs Northwestern (Nov 17, 2018)
Yards Passing	302	Morgan, Tanner vs Indiana (Oct 26, 2018)
TD Passes	3	Annexstad, Zack vs Iowa (Oct 06, 2018)
	3	Morgan, Tanner vs Indiana (Oct 26, 2018)
Long Pass	86	Morgan, Tanner at Illinois (Nov 03, 2018)
Receptions	11	Johnson, Tyler at Nebraska (Oct 20, 2018)
Yards Receiving	184	Johnson, Tyler at Nebraska (Oct 20, 2018)
TD Receptions	3	Johnson, Tyler vs Miami (Sep 15, 2018)
Long Reception	86	Bateman, Rashod at Illinois (Nov 03, 2018)
Field Goals	3	Carpenter,Emmit at Wisconsin (Nov 24, 2018)
Long Field Goal	53	Carpenter,Emmit vs Fresno State (Sep 08, 2018)
Punts	6	Herbers, Jacob vs Fresno State (Sep 08, 2018)
	6	Herbers, Jacob vs Miami (Sep 15, 2018)
	6	Herbers, Jacob at Nebraska (Oct 20, 2018)
	6	Herbers, Jacob at Illinois (Nov 03, 2018)
Punting Avg	47.0	Herbers, Jacob at Maryland (Sep 22, 2018)
Long Punt	58	Herbers, Jacob at Nebraska (Oct 20, 2018)
	58	Herbers, Jacob vs Northwestern (Nov 17, 2018)
Punts inside 20	5	Herbers, Jacob at Nebraska (Oct 20, 2018)
Long Punt Return	76	Winfield, A vs New Mexico State (Aug 30, 2018)
Long Kickoff Return	87	Douglas, D at Nebraska (Oct 20, 2018)
Tackles	20	Cashman, Blake vs Northwestern (Nov 17, 2018)
Sacks	2.0	Coughlin, C vs Miami (Sep 15, 2018)
	2.0	Coughlin, C at Ohio State (Oct 13, 2018)
Tackles For Loss	4.0	Cashman, Blake vs New Mexico State (Aug 30, 2018)
Interceptions	1	Barber, Thomas vs New Mexico State (Aug 30, 2018)
	1	Smith, Terrell vs Fresno State (Sep 08, 2018)
	1	Winfield, A vs Fresno State (Sep 08, 2018)
	1	Shenault, A vs Miami (Sep 15, 2018)
	1	Huff, Jacob vs Iowa (Oct 06, 2018)
	1	Howden, Jordan vs Indiana (Oct 26, 2018)
	1	Huff, Jacob vs Indiana (Oct 26, 2018)
	1	Durr, Coney at Illinois (Nov 03, 2018)
	1	Huff, Julian at Wisconsin (Nov 24, 2018)
	1	Durr, Coney at Wisconsin (Nov 24, 2018)
	1	Williamson, C at Wisconsin (Nov 24, 2018)

2018 STATS

The Automated ScoreBook Minnesota Game Superlatives (as of Nov 27, 2018) All games

TEAM GAME HIGHS

Rushes	47	vs New Mexico State (Aug 30, 2018)
	47	at Wisconsin (Nov 24, 2018)
Yards Rushing	295	vs New Mexico State (Aug 30, 2018)
Yards Per Rush	6.5	vs Purdue (Nov 10, 2018)
TD Rushes	3	vs New Mexico State (Aug 30, 2018)
	3	at Nebraska (Oct 20, 2018)
	3	at Wisconsin (Nov 24, 2018)
Pass attempts	36	vs Iowa (Oct 06, 2018)
	36	at Nebraska (Oct 20, 2018)
Pass completions	20	at Nebraska (Oct 20, 2018)
Yards Passing	349	at Nebraska (Oct 20, 2018)
Yards Per Pass	12.6	vs Indiana (Oct 26, 2018)
TD Passes	3	vs Miami (Sep 15, 2018)
	3	vs Iowa (Oct 06, 2018)
	3	vs Indiana (Oct 26, 2018)
Total Plays	81	vs New Mexico State (Aug 30, 2018)
Total Offense	522	vs New Mexico State (Aug 30, 2018)
Yards Per Play	7.5	vs Indiana (Oct 26, 2018)
Points	48	vs New Mexico State (Aug 30, 2018)
Sacks By	4	vs New Mexico State (Aug 30, 2018)
First Downs	23	vs New Mexico State (Aug 30, 2018)
	23	at Maryland (Sep 22, 2018)
Penalties	9	vs New Mexico State (Aug 30, 2018)
Penalty Yards	92	vs New Mexico State (Aug 30, 2018)
Turnovers	4	vs Iowa (Oct 06, 2018)
	4	vs Indiana (Oct 26, 2018)
Interceptions By	3	at Wisconsin (Nov 24, 2018)
Punts	6	vs Fresno State (Sep 08, 2018)
	6	vs Miami (Sep 15, 2018)
	6	at Nebraska (Oct 20, 2018)
	6	at Illinois (Nov 03, 2018)
Punting Avg	47.0	at Maryland (Sep 22, 2018)
Long Punt	58	at Nebraska (Oct 20, 2018)
	58	vs Northwestern (Nov 17, 2018)
Punts inside 20	5	at Nebraska (Oct 20, 2018)
Long Punt Return	76	vs New Mexico State (Aug 30, 2018)

2018 STATS

The Automated ScoreBook
Minnesota Game Superlatives (as of Nov 27, 2018)
All games

OPPONENT INDIVIDUAL GAME HIGHS

Rushes	29	Bowser, Isaiah, vs Northwestern (Nov 17, 2018)
Yards Rushing	213	Corbin, Reggie, at Illinois (Nov 03, 2018)
TD Rushes	2	McFarland, A., at Maryland (Sep 22, 2018)
	2	Devine Ozigbo, at Nebraska (Oct 20, 2018)
	2	Bush, AJ, at Illinois (Nov 03, 2018)
	2	Corbin, Reggie, at Illinois (Nov 03, 2018)
	2	Bowser, Isaiah, vs Northwestern (Nov 17, 2018)
Long Rush	81	Johnson, Ty, at Maryland (Sep 22, 2018)
Pass attempts	58	Romero, Matt, vs New Mexico State (Aug 30, 2018)
Pass completions	33	Haskins, Dwayne, at Ohio State (Oct 13, 2018)
Yards Passing	412	Haskins, Dwayne, at Ohio State (Oct 13, 2018)
TD Passes	4	Stanley, Nate, vs Iowa (Oct 06, 2018)
Long Pass	68	Thorson, C., vs Northwestern (Nov 17, 2018)
Receptions	10	Stanley Morgan, at Nebraska (Oct 20, 2018)
	10	Davis, Danny, at Wisconsin (Nov 24, 2018)
Yards Receiving	187	Hill, K.J., at Ohio State (Oct 13, 2018)
TD Receptions	2	Hill, K.J., at Ohio State (Oct 13, 2018)
	2	Stanley Morgan, at Nebraska (Oct 20, 2018)
Long Reception	68	Jefferson, JJ, vs Northwestern (Nov 17, 2018)
Field Goals	3	Haubeil, Blake, at Ohio State (Oct 13, 2018)
	3	Justus, Logan, vs Indiana (Oct 26, 2018)
Long Field Goal	48	McLaughlin, C., at Illinois (Nov 03, 2018)
Punts	10	Theisler, P., vs New Mexico State (Aug 30, 2018)
Punting Avg	48.6	Lees, Wade, at Maryland (Sep 22, 2018)
Long Punt	69	Theisler, P., vs New Mexico State (Aug 30, 2018)
Punts inside 20	6	CUSICK, Blake, vs Fresno State (Sep 08, 2018)
Long Punt Return	13	Clark, OJ, vs New Mexico State (Aug 30, 2018)
Long Kickoff Return	49	Smith-Marsette, vs Iowa (Oct 06, 2018)
Tackles	18	Edwards, T.J., at Wisconsin (Nov 24, 2018)
Sacks	3.0	Nelson, Anthony, vs Iowa (Oct 06, 2018)
Tackles For Loss	3.5	COSTIN, Doug, vs Miami (Sep 15, 2018)
Interceptions	2	Moss, Riley, vs Iowa (Oct 06, 2018)
	2	Hall, Nate, vs Northwestern (Nov 17, 2018)

2018 STATS

The Automated ScoreBook Minnesota Game Superlatives (as of Nov 27, 2018) All games

OPPONENT TEAM GAME HIGHS

Rushes	43	at Nebraska (Oct 20, 2018)
Yards Rushing	430	at Illinois (Nov 03, 2018)
Yards Per Rush	12.3	at Illinois (Nov 03, 2018)
TD Rushes	5	at Illinois (Nov 03, 2018)
Pass attempts	58	vs New Mexico State (Aug 30, 2018)
Pass completions	33	at Ohio State (Oct 13, 2018)
Yards Passing	412	at Ohio State (Oct 13, 2018)
Yards Per Pass	11.0	vs Northwestern (Nov 17, 2018)
TD Passes	4	vs Iowa (Oct 06, 2018)
Total Plays	79	vs Iowa (Oct 06, 2018)
Total Offense	659	at Nebraska (Oct 20, 2018)
Yards Per Play	10.8	at Illinois (Nov 03, 2018)
Points	55	at Illinois (Nov 03, 2018)
Sacks By	5	vs Iowa (Oct 06, 2018)
First Downs	29	at Ohio State (Oct 13, 2018)
Penalties	10	at Maryland (Sep 22, 2018)
Penalty Yards	118	at Maryland (Sep 22, 2018)
Turnovers	4	at Wisconsin (Nov 24, 2018)
Interceptions By	4	vs Iowa (Oct 06, 2018)
Punts	11	vs New Mexico State (Aug 30, 2018)
Punting Avg	48.6	at Maryland (Sep 22, 2018)
Long Punt	69	vs New Mexico State (Aug 30, 2018)
Punts inside 20	6	vs Fresno State (Sep 08, 2018)
Long Punt Return	13	vs New Mexico State (Aug 30, 2018)

25+ YARD PLAYS

Yards	Type	Player(s)	Opponent
87	Kick Return	Demetrius Douglas	at Nebraska
86 *	Pass	Rashod Bateman from Tanner Morgan	at Illinois
76 *	Punt Return	Antoine Winfield Jr.	New Mexico State
74	Rush	Mohamed Ibrahim	New Mexico State
69 *	Punt Return	Demetrius Douglas	at Wisconsin
69	Pass	Chris Autman-Bell from Tanner Morgan	at Nebraska
67 *	Pass	Rashod Bateman from Tanner Morgan	Indiana
61 *	Pass	Rashod Bateman from Tanner Morgan	at Illinois
52	Pass	Tyler Johnson from Tanner Morgan	Indiana
52	Pass	Tyler Johnson from Zack Annexstad	Iowa
43	Rush	Mohamed Ibrahim	Purdue
42	Interception Return	Antonio Shenault	Miami University
41	Pass	Bryce Witham from Zack Annexstad	at Ohio State
40 *	Fumble Return	Blake Cashman	Purdue
35	Pass	Tyler Johnson from Tanner Morgan	Purdue
34	Rush	Mohamed Ibrahim	at Ohio State
34	Pass	Chris Autman-Bell from Zack Annexstad	Iowa
33	Rush	Mohamed Ibrahim	Purdue
33	Pass	Chris Autman-Bell from Tanner Morgan	Purdue
33 *	Pass	Tyler Johnson from Zack Annexstad	New Mexico State
33	Pass	Tyler Johnson from Zack Annexstad	New Mexico State
32	Kick Return	Demetrius Douglas	Northwestern
31	Pass	Tyler Johnson from Tanner Morgan	at Illinois
31	Pass	Seth Green from Tanner Morgan	at Nebraska
31	Punt Return	Antoine Winfield Jr.	Miami University
30	Rush	Bryce Williams	Purdue
29	Rush	Mohamed Ibrahim	Northwestern
29	Kick Return	Demetrius Douglas	Northwestern
28	Kick Return	Demetrius Douglas	Northwestern
29	Pass	Tyler Johnson from Zack Annexstad	at Ohio State
29	Pass	Chris Autman-Bell from Zack Annexstad	at Maryland
29	Pass	Rashod Bateman from Zack Annexstad	at Maryland
29	Kick Return	Demetrius Douglas	Miami University
28	Pass	Tyler Johnson from Tanner Morgan	at Wisconsin
28	Pass	Tyler Johnson from Zack Annexstad	at Nebraska
28	Pass	Tyler Johnson from Tanner Morgan	Miami University
27	Rush	Shannon Brooks	Indiana
27	Kick Return	Demetrius Douglas	Indiana
27	Pass	Tyler Johnson from Zack Annexstad	Miami University
26	Pass	Tyler Johnson from Tanner Morgan	at Nebraska
25	Interception Return	Coney Durr	at Wisconsin
25	Pass	Tyler Johnson from Tanner Morgan	at Illinois
25	Pass	Rashod Bateman from Tanner Morgan	Indiana
25	Rush	Mohamed Ibrahim	at Ohio State
25	Kick Return	Demetrius Douglas	at Maryland
25	Pass	Rashod Bateman from Zack Annexstad	Fresno State
25	Pass	Rashod Bateman from Zack Annexstad	New Mexico State

* play resulted in a touchdown

Gophers 48, New Mexico State 10



Box Score (Final)
The Automated ScoreBook
New Mexico State vs Minnesota (Aug 30, 2018 at Minneapolis, Minn.)

Score by Quarters	1	2	3	4	Total
New Mexico State	7	3	0	0	10
Minnesota	7	28	3	10	48

Qtr	Time	Scoring play
1st	05:48	MINN - Johnson, Tyler 7 yd pass from Annexstad, Zack (Carpenter,Emmit kick), 6-50 2:22
	02:17	NMSU - Lottie, Izaiah 13 yd pass from Romero, Matt (Brown, Dylan kick), 2-12 0:39
2nd	14:10	NMSU - Brown, Dylan 45 yd field goal, 7-47 2:05
	11:35	MINN - Green, Seth 9 yd run (Carpenter,Emmit kick), 7-75 2:35
	03:21	MINN - Green, Seth 3 yd run (Carpenter,Emmit kick), 8-79 3:52
	02:45	MINN - Winfield, A 76 yd punt return (Carpenter,Emmit kick)
	00:57	MINN - Johnson, Tyler 33 yd pass from Annexstad, Zack (Carpenter,Emmit kick), 5-84 0:00
3rd	11:05	MINN - Carpenter,Emmit 27 yd field goal, 4-6 1:59
4th	14:16	MINN - Carpenter,Emmit 24 yd field goal, 17-74 6:21
	04:53	MINN - Williams, Bryce 1 yd run (Carpenter,Emmit kick), 3-78 0:50

	NMSU	MINN
FIRST DOWNS	19	23
RUSHES-YARDS (NET)	20-38	47-295
PASSING YDS (NET)	233	227
Passes Att-Comp-Int	58-29-1	34-17-0
TOTAL OFFENSE PLAYS-YARDS	78-271	81-522
Fumble Returns-Yards	1-0	0-0
Punt Returns-Yards	3-13	3-123
Kickoff Returns-Yards	4-68	1-15
Interception Returns-Yards	0-0	1-0
Punts (Number-Avg)	11-41.9	5-41.4
Fumbles-Lost	0-0	2-1
Penalties-Yards	5-50	9-92
Possession Time	25:26	33:20
Third-Down Conversions	2 of 17	5 of 14
Fourth-Down Conversions	1 of 2	1 of 1
Red-Zone Scores-Chances	1-1	6-6
Sacks By: Number-Yards	0-0	4-26

RUSHING: New Mexico State-Romero, Matt 14-24; Caldwell, Royce 2-8; Huntley, Jason 4-6.
 Minnesota-Smith, Rodney 24-153; Ibrahim, M 9-101; Williams, Bryce 9-31; Green, Seth 2-12; Annexstad, Zack 2-0; TEAM 1-minus 2.

PASSING: New Mexico State-Romero, Matt 29-58-1-233. Minnesota-Annexstad, Zack 16-33-0-220; Morgan, Tanner 1-1-0-7.

RECEIVING: New Mexico State-Boone, J. 8-67; Dan, Drew 6-61; Lottie, Izaiah 5-54; Clark, OJ 3-19; Muse, Anthony 3-17; Huntley, Jason 3-11; Caldwell, Royce 1-4. Minnesota-Johnson, Tyler 5-100; Bateman, Rashod 5-52; Autman-Bell, C 4-43; Smith, Rodney 1-21; Geary, Clay 1-7; Douglas, D 1-4.

INTERCEPTIONS: New Mexico State-None. Minnesota-Barber, Thomas 1-0.

FUMBLES: New Mexico State-None. Minnesota-Winfield, A 1-0; Annexstad, Zack 1-1.

New Mexico State (0-2) vs. Minnesota (1-0)
 Date: Aug 30, 2018 • Site: Minneapolis, Minn. • Stadium: TCF Bank Stadium
 Attendance: 41291

Kickoff time: 6:01 PM • End of Game: 9:38 • Total elapsed time: 3:37
 Officials: Referee: Tom Stapleton; Umpire: Jeff Carr; Linesman: Mark Bennett;
 Line judge: Jeff Meslow; Back judge: Mike Brown; Field judge: Jeff Meslow;
 Side judge: George Plesac; Center judge: Rich Edwards;
 Temperature: 77 • Wind: SSE 15 • Weather: Fair

Gophers 21, Fresno State 14



Box Score (Final)
The Automated ScoreBook
Fresno State vs Minnesota (Sep 08, 2018 at Minneapolis, Minn.)

Score by Quarters	1	2	3	4	Total
Fresno State	0	0	7	7	14
Minnesota	7	3	0	11	21

Qtr	Time	Scoring play
1st	02:46	MINN - Green, Seth 1 yd run (Carpenter,Emmit kick), 14-80 7:17
2nd	00:58	MINN - Carpenter,Emmit 53 yd field goal, 9-55 4:25
3rd	00:20	FS - RICE, Jared 1 yd pass from MCMARYION, M. (FULLER, Asa kick), 4-17 1:13
4th	09:43	MINN - Carpenter,Emmit 50 yd field goal, 10-48 5:37
	08:20	FS - JOHNSON, KeeSea 45 yd pass from MCMARYION, M. (FULLER, Asa kick), 5-75 1:23
	03:28	MINN - Green, Seth 3 yd run (Kieft, Ko pass from Green, Seth), 10-74 4:52

	FS	MINN
FIRST DOWNS	13	20
RUSHES-YARDS (NET)	24-87	45-132
PASSING YDS (NET)	212	175
Passes Att-Comp-Int	34-24-2	26-16-0
TOTAL OFFENSE PLAYS-YARDS	58-299	71-307
Fumble Returns-Yards	0-0	0-0
Punt Returns-Yards	0-0	0-0
Kickoff Returns-Yards	3-43	3-65
Interception Returns-Yards	0-0	2-0
Punts (Number-Avg)	7-44.1	6-38.5
Fumbles-Lost	2-0	1-1
Penalties-Yards	4-40	3-30
Possession Time	23:19	36:41
Third-Down Conversions	6 of 14	5 of 15
Fourth-Down Conversions	1 of 1	1 of 1
Red-Zone Scores-Chances	1-2	2-2
Sacks By: Number-Yards	1-6	0-0

RUSHING: Fresno State-MIMS, Jordan 10-41; O'NEAL, DeJonte 5-26; MCMARYION, M. 3-15; HOKIT, Josh 5-8; COLEMAN, Chris 1-minus 3. Minnesota-Williams, Bryce 25-87; Green, Seth 11-30; Femi-Cole, J 3-13; Annexstad, Zack 3-5; Smith, Rodney 1-1; TEAM 2-minus 4.

PASSING: Fresno State-MCMARYION, M. 23-32-1-205; HOKIT, Josh 0-1-1-0; REYNA, Jorge 1-1-0-7. Minnesota-Annexstad, Zack 16-26-0-175.

RECEIVING: Fresno State-JOHNSON, KeeSea 6-89; RICE, Jared 5-31; JORDAN, Jamire 4-21; ALLEN, Justin 3-14; MIMS, Jordan 2-23; QUICK, Michiah 2-19; HOKIT, Josh 2-15. Minnesota-Johnson, Tyler 6-50; Bateman, Rashod 5-78; Autman-Bell, C 2-31; Howard, Phillip 2-5; Smith, Rodney 1-11.

INTERCEPTIONS: Fresno State-None. Minnesota-Winfield, A 1-0; Smith, Terell 1-0.

FUMBLES: Fresno State-O'NEAL, DeJonte 1-0; BURT, Brian 1-0. Minnesota-Johnson, Tyler 1-1.

Fresno State (1-1) vs. Minnesota (2-0)
 Date: Sep 08, 2018 • Site: Minneapolis, Minn. • Stadium: TCF Bank Stadium
 Attendance: 38280

Kickoff time: 6:40 • End of Game: 9:54 • Total elapsed time: 3:14
 Officials: Referee: Mark Kluczynski; Umpire: Brad Hudak; Linesman: Daniel Richard;
 Line judge: Vincent Winters; Back judge: Jeff Latkiewicz; Field judge: Raymond Daniel;
 Side judge: Matt Kukar; Center judge: Greg Blum;
 Temperature: 72 • Wind: E 10 • Weather: Sunny

GOPHERS 26, MIAMI 3



Box Score (Final)
The Automated ScoreBook
Miami vs Minnesota (Sep 15, 2018 at Minneapolis, Minn.)

Score by Quarters	1	2	3	4	Total
Miami	0	3	0	0	3
Minnesota	7	12	7	0	26

Qtr Time Scoring play

1st 06:17 MINN - Johnson, Tyler 7 yd pass from Annexstad, Zack (Carpenter,Emmit kick), 13-66 7:11
 2nd 11:59 MINN - Carpenter,Emmit 44 yd field goal, 6-21 3:01
 07:56 MIAMI - SLOMAN, Sam 37 yd field goal, 9-46 4:03
 02:39 MINN - TEAM safety
 01:14 MINN - Johnson, Tyler 7 yd pass from Green, Seth (Carpenter,Emmit kick), 5-68 1:25
 3rd 05:47 MINN - Johnson, Tyler 5 yd pass from Annexstad, Zack (Carpenter,Emmit kick), 3-12 1:15

	MIAMI	MINN
FIRST DOWNS	10	22
RUSHES-YARDS (NET)	31-91	44-118
PASSING YDS (NET)	108	177
Passes Att-Comp-Int	23-11-1	26-14-1
TOTAL OFFENSE PLAYS-YARDS	54-199	70-295
Fumble Returns-Yards	0-0	0-0
Punt Returns-Yards	0-0	1-31
Kickoff Returns-Yards	1-18	1-29
Interception Returns-Yards	1-6	1-42
Punts (Number-Avg)	7-46.3	6-42.7
Fumbles-Lost	2-2	3-1
Penalties-Yards	6-55	5-52
Possession Time	25:29	34:31
Third-Down Conversions	5 of 14	6 of 14
Fourth-Down Conversions	0 of 0	1 of 1
Red-Zone Scores-Chances	1-1	3-5
Sacks By: Number-Yards	3-21	2-15

RUSHING: Miami-JOHNSON, Davion 9-50; THOMAS, Maurice 10-36; SMITH, Alonzo 5-15; KAHN, Zach 3-7; RAGLAND, Gus 4-minus 17. Minnesota-Williams, Bryce 33-141; Green, Seth 4-15; Femi-Cole, J 1-1; TEAM 1-minus 1; Morgan, Tanner 2-minus 18; Annexstad, Zack 3-minus 20.

PASSING: Miami-RAGLAND, Gus 11-20-1-108; MALZONE, Alex 0-3-0-0. Minnesota-Annexstad, Zack 12-20-0-142; Morgan, Tanner 1-5-1-28; Green, Seth 1-1-0-7.

RECEIVING: Miami-SORENSEN, Jack 3-27; HARDY, Quentin 2-16; BESTER, Jaylon 2-14; MAYOCK, Luke 1-18; HOMER, Andrew 1-15; GARDNER, James 1-15; YOUNG, Kenny 1-3. Minnesota-Johnson, Tyler 9-133; Bateman, Rashod 3-minus 6; Williams, Bryce 1-35; Autman-Bell, C 1-15.

INTERCEPTIONS: Miami-KOENIG, Brad 1-6. Minnesota-Shenault, A 1-42.

FUMBLES: Miami-SORENSEN, Jack 1-1; RAGLAND, Gus 1-1. Minnesota-Annexstad, Zack 1-0; Williams, Bryce 1-1; Morgan, Tanner 1-0.

Miami (0-3) vs. Minnesota (3-0)

Date: Sep 15, 2018 • Site: Minneapolis, Minn. • Stadium: TCF Bank Stadium
 Attendance: 41162

Kickoff time: 2:45 • End of Game: 5:49 • Total elapsed time: 3:04
 Officials: Referee: Jeff Servinski; Umpire: Ed Feaster; Linesman: Michael Dolce;
 Line judge: Brian Matthew; Back judge: Jack Kemp; Field judge: John Roggeman;
 Side judge: Todd Ransom; Center judge: Eric Oliver;
 Temperature: 91 • Wind: S @11 • Weather: MOSTLY SUNNY

MARYLAND 42, GOPHERS 13



Box Score (Final)
The Automated ScoreBook
Minnesota vs Maryland (Sep 22, 2018 at College Park, Md.)

Score by Quarters	1	2	3	4	Total
Minnesota	0	10	3	0	13
Maryland	14	7	14	7	42

Qtr Time Scoring play

1st 10:42 UMD - McFarland, A. 26 yd run (Petrino, Joseph kick), 8-75 4:18
 04:03 UMD - Johnson, Ty 81 yd run (Petrino, Joseph kick), 2-91 0:47
 2nd 14:04 MINN - Carpenter,Emmit 33 yd field goal, 12-56 4:55
 04:43 UMD - Turner, DJ 54 yd pass from Hill, Kasim (Petrino, Joseph kick), 7-92 2:55
 00:54 MINN - Bateman, Rashod 17 yd pass from Annexstad, Zack (Carpenter,Emmit kick), 5-71 0:40
 3rd 14:14 UMD - Watson, Tre 36 yd interception return (Petrino, Joseph kick)
 08:24 MINN - Carpenter,Emmit 41 yd field goal, 14-37 5:45
 06:27 UMD - McFarland, A. 64 yd run (Petrino, Joseph kick), 4-75 1:57
 4th 01:12 UMD - Okonkwo, C. 21 yd run (Petrino, Joseph kick), 13-80 7:52

	MINN	UMD
FIRST DOWNS	23	15
RUSHES-YARDS (NET)	40-94	37-315
PASSING YDS (NET)	169	117
Passes Att-Comp-Int	32-14-2	14-10-0
TOTAL OFFENSE PLAYS-YARDS	72-263	51-432
Fumble Returns-Yards	0-0	0-0
Punt Returns-Yards	0-0	2--1
Kickoff Returns-Yards	4-88	2-39
Interception Returns-Yards	0-0	2-36
Punts (Number-Avg)	5-47.0	5-48.6
Fumbles-Lost	1-1	0-0
Penalties-Yards	1-15	10-118
Possession Time	33:29	26:31
Third-Down Conversions	5 of 16	4 of 10
Fourth-Down Conversions	2 of 4	1 of 1
Red-Zone Scores-Chances	2-4	0-0
Sacks By: Number-Yards	1-1	4-34

RUSHING: Minnesota-Ibrahim, M 26-95; Williams, Bryce 7-24; Green, Seth 3-9; Annexstad, Zack 4-minus 34. Maryland-Johnson, Ty 11-123; McFarland, A. 6-112; Jones, Jashaun 1-27; Okonkwo, C. 1-21; Fleet-Davis, T. 7-15; Jacobs, Taivon 2-6; Turner, DJ 2-5; Hill, Kasim 5-4; Pigrome, T. 2-2.

PASSING: Minnesota-Annexstad, Zack 14-32-2-169. Maryland-Hill, Kasim 10-14-0-117.

RECEIVING: Minnesota-Bateman, Rashod 7-68; Autman-Bell, C 4-70; Johnson, Tyler 2-12; Kieft, Ko 1-19. Maryland-Jacobs, Taivon 5-52; Turner, DJ 1-54; Demus, Dontay 1-5; Davenport, J. 1-5; Edwards, Avery 1-4; Jones, Jashaun 1-minus 3.

INTERCEPTIONS: Minnesota-None. Maryland-Watson, Tre 1-36; Davis, RaVon 1-0.

FUMBLES: Minnesota-Annexstad, Zack 1-1. Maryland-None.

Minnesota (3-1,0-1) vs. Maryland (3-1,1-0)

Date: Sep 22, 2018 • Site: College Park, Md. • Stadium: COF @ MD Stadium
 Attendance: 36211

Kickoff time: 12:01 • End of Game: 3:11 • Total elapsed time: 3:10
 Officials: Referee: Larry Smith; Umpire: Robert Colosimo; Linesman: K. Knueppel;
 Line judge: Patrick Holt; Back judge: Kevin Schwarzel; Field judge: Tim Maguire;
 Side judge: Don Swanson; Center judge: Mike Stumberg;
 Temperature: 74 • Wind: 6 N • Weather: Mostly Cloudy

IOWA 48, GOPHERS 31



Box Score (Final)
The Automated ScoreBook
Iowa vs Minnesota (Oct 06, 2018 at Minneapolis, Minn.)

Score by Quarters	1	2	3	4	Total
Iowa	14	14	10	10	48
Minnesota	7	10	7	7	31

Qtr	Time	Scoring play
1st	08:49	IOWA - Hockenson, T.J. 3 yd pass from Stanley, Nate (Recinos, Miguel kick), 10-53 4:40
	05:48	IOWA - Smith-Marsette 60 yd pass from Stanley, Nate (Recinos, Miguel kick), 3-62 1:24
	00:58	MINN - Bateman, Rashod 3 yd pass from Annexstad, Zack (Carpenter, Emmit kick), 10-75 4:50
2nd	05:57	IOWA - Hockenson, T.J. 4 yd run (Recinos, Miguel kick), 14-74 6:06
	04:00	MINN - Carpenter, Emmit 49 yd field goal, 6-43 1:57
	01:35	IOWA - Easley, Nick 21 yd pass from Stanley, Nate (Recinos, Miguel kick), 5-49 0:27
	00:53	MINN - Johnson, Tyler 6 yd pass from Annexstad, Zack (Carpenter, Emmit kick), 2-6 0:09
3rd	11:41	IOWA - Recinos, Miguel 40 yd field goal, 9-53 3:19
	07:36	MINN - Green, Seth 1 yd run (Carpenter, Emmit kick), 2-3 0:36
	04:03	IOWA - Fant, Noah 5 yd pass from Stanley, Nate (Recinos, Miguel kick), 9-51 3:33
4th	09:20	IOWA - Recinos, Miguel 20 yd field goal, 4-7 2:39
	05:35	MINN - Bateman, Rashod 7 yd pass from Annexstad, Zack (Carpenter, Emmit kick), 10-75 3:45
	01:27	IOWA - Sargent, Mekhi 2 yd run (Recinos, Miguel kick), 8-45 4:08

	IOWA	MINN
FIRST DOWNS	18	20
RUSHES-YARDS (NET)	40-106	31-86
PASSING YDS (NET)	314	234
Passes Att-Comp-Int	39-23-1	36-18-4
TOTAL OFFENSE PLAYS-YARDS	79-420	67-320
Fumble Returns-Yards	0-0	1-7
Punt Returns-Yards	0-0	1-6
Kickoff Returns-Yards	2-83	1-16
Interception Returns-Yards	4-36	1-21
Punts (Number-Avg)	4-41.5	4-37.8
Fumbles-Lost	1-1	0-0
Penalties-Yards	5-45	2-10
Possession Time	33:17	26:43
Third-Down Conversions	10 of 19	3 of 11
Fourth-Down Conversions	2 of 2	0 of 2
Red-Zone Scores-Chances	5-5	4-4
Sacks By: Number-Yards	5-31	1-7

RUSHING: Iowa-Kelly-Martin, I. 20-47; Sargent, Mekhi 9-33; Young, Toreen 5-18; Smith-Marsette 1-6; Ross, Brady 1-5; Hockenson, T.J. 1-4; Team 1-minus 2; Fant, Noah 1-minus 2; Stanley, Nate 1-minus 3. Minnesota-Ibrahim, M 13-62; Williams, Bryce 5-28; Green, Seth 8-27; Annexstad, Zack 5-minus 31.

PASSING: Iowa-Stanley, Nate 23-39-1-314. Minnesota-Annexstad, Zack 17-33-3-218; Green, Seth 1-2-1-16; Herbers, Jacob 0-1-0-0.

RECEIVING: Iowa-Easley, Nick 6-52; Smith, Brandon 5-68; Fant, Noah 4-27; Smith-Marsette 3-78; Hockenson, T.J. 3-49; Kelly-Martin, I. 2-40. Minnesota-Bateman, Rashod 7-65; Johnson, Tyler 6-107; Autman-Bell, C 3-61; Ibrahim, M 2-1.

INTERCEPTIONS: Iowa-Moss, Riley 2-36; Stone, Geno 1-0; Brents, Julius 1-0. Minnesota-Huff, Jacob 1-21.

FUMBLES: Iowa-Stanley, Nate 1-1. Minnesota-None.

Iowa (4-1, 1-1) vs. Minnesota (3-2, 0-2)
 Date: Oct 06, 2018 • Site: Minneapolis, Minn. • Stadium: TCF Bank Stadium
 Attendance: 48199

Kickoff time: 2:40 • End of Game: 6:10 • Total elapsed time: 3:30
 Officials: Referee: John O'Neill; Umpire: Jeff Carr; Linesman: Tripp Sutter;
 Line judge: Jeff Meslow; Back judge: Michael Elliott; Field judge: Gary Powers;
 Side judge: Steve Hassel; Center judge: Thomas Riepenho;
 Temperature: 45 • Wind: NNW @9 • Weather: Cloudy

OHIO STATE 30, GOPHERS 14



Box Score (Final)
The Automated ScoreBook
Minnesota vs #3 Ohio State (Oct 13, 2018 at Columbus, Ohio)

Score by Quarters	1	2	3	4	Total
Minnesota	7	7	0	0	14
Ohio State	10	7	3	10	30

Qtr	Time	Scoring play
1st	09:03	OSU - Haubeil, Blake 21 yd field goal, 12-83 4:07
	03:44	MINN - Ibrahim, M 1 yd run (Carpenter, Emmit kick), 11-75 5:19
	01:07	OSU - McLaurin, Terry 41 yd pass from Haskins, Dwayne (Haubeil, Blake kick), 6-75 2:37
2nd	11:53	MINN - Ibrahim, M 3 yd run (Carpenter, Emmit kick), 9-75 4:14
	03:59	OSU - Hill, K.J. 36 yd pass from Haskins, Dwayne (Haubeil, Blake kick), 6-76 2:13
3rd	07:10	OSU - Haubeil, Blake 47 yd field goal, 8-23 2:05
4th	10:20	OSU - Haubeil, Blake 27 yd field goal, 12-71 5:46
	02:15	OSU - Hill, K.J. 27 yd pass from Haskins, Dwayne (Haubeil, Blake kick), 7-69 3:31

	MINN	OSU
FIRST DOWNS	19	29
RUSHES-YARDS (NET)	33-178	32-92
PASSING YDS (NET)	218	412
Passes Att-Comp-Int	23-13-2	44-33-0
TOTAL OFFENSE PLAYS-YARDS	56-396	76-504
Fumble Returns-Yards	0-0	0-0
Punt Returns-Yards	1-12	2-1
Kickoff Returns-Yards	1-14	0-0
Interception Returns-Yards	0-0	2-0
Punts (Number-Avg)	2-43.5	2-46.0
Fumbles-Lost	1-1	1-0
Penalties-Yards	4-60	5-36
Possession Time	28:15	31:45
Third-Down Conversions	4 of 9	6 of 14
Fourth-Down Conversions	0 of 0	2 of 3
Red-Zone Scores-Chances	2-3	2-3
Sacks By: Number-Yards	3-19	2-9

RUSHING: Minnesota-Ibrahim, M 23-157; Green, Seth 5-20; Williams, Bryce 2-7; Annexstad, Zack 3-minus 6. Ohio State-Weber, Mike 13-51; Dobbins, J.K. 10-35; Haskins, Dwayne 9-6.

PASSING: Minnesota-Annexstad, Zack 13-23-2-218. Ohio State-Haskins, Dwayne 33-44-0-412.

RECEIVING: Minnesota-Johnson, Tyler 8-119; Witham, Bryce 2-62; Bateman, Rashod 2-23; Williams, Bryce 1-14. Ohio State-Hill, K.J. 9-187; Campbell, P. 8-56; McLaurin, Terry 3-55; Farrell, Luke 2-37; Mack, Austin 2-28; Berry, Rashod 2-20; Saunders, C.J. 2-14; Dixon, Johnnie 2-8; Dobbins, J.K. 2-5; Weber, Mike 1-2.

INTERCEPTIONS: Minnesota-None. Ohio State-Pryor, Isaiah 1-0; Sheffield, K. 1-0.

FUMBLES: Minnesota-Johnson, Tyler 1-1. Ohio State-Haskins, Dwayne 1-0.

Minnesota (3-3, 0-3) vs. Ohio State (7-0, 4-0)
 Date: Oct 13, 2018 • Site: Columbus, Ohio • Stadium: Ohio Stadium
 Attendance: 100042

Kickoff time: 12:05 pm • End of Game: 3:18 • Total elapsed time: 3:13
 Officials: Referee: Jerry McGinn; Umpire: Mike Pilarski; Linesman: Mark Bennett;
 Line judge: D. Gallagher; Back judge: Mike Brown; Field judge: John Roggeman;
 Side judge: John Hayes; Center judge: Greg Nelson;
 Temperature: 46 • Wind: W 7 mph • Weather: Cloudy

NEBRASKA 53, GOPHERS 28



Box Score (Final)
The Automated ScoreBook
Minnesota vs Nebraska (Oct 20, 2018 at Lincoln, Neb.)

Score by Quarters	1	2	3	4	Total
Minnesota	0	8	14	6	28
Nebraska	14	14	8	17	53

Qtr	Time	Scoring play
1st	13:04	NEB - Devine Ozigbo 40 yd run (B. Pickering kick), 7-75 1:56
	01:25	NEB - Devine Ozigbo 59 yd run (B. Pickering kick), 4-90 1:10
2nd	11:40	NEB - Adrian Martinez 3 yd run (B. Pickering kick), 9-85 3:08
	01:58	NEB - JD Spielman 9 yd pass from Adrian Martinez (B. Pickering kick), 5-72 2:25
	00:52	MINN - Douglas, D 13 yd pass from Annexstad, Zack (Morse, Matt rush), 8-68 0:59
3rd	13:49	MINN - Ibrahim, M 1 yd run (Carpenter,Emmit kick), 4-75 1:11
	07:22	MINN - Green, Seth 4 yd run (Carpenter,Emmit kick), 8-79 3:48
	06:04	NEB - Stanley Morgan 35 yd pass from Adrian Martinez (Stanley Morgan pass from Adrian Martinez), 10-63 1:33
4th	07:53	NEB - B. Pickering 32 yd field goal, 14-82 7:03
	05:19	NEB - Stanley Morgan 67 yd pass from Adrian Martinez (B. Pickering kick), 3-80 1:33
	04:14	MINN - Morgan, Tanner 9 yd run (Morgan, Tanner rush failed), 3-44 1:01
	01:57	NEB - M. Washington 3 yd run (B. Pickering kick), 5-32 2:16

	MINN	NEB
FIRST DOWNS	22	28
RUSHES-YARDS (NET)	36-125	43-383
PASSING YDS (NET)	349	276
Passes Att-Comp-Int	36-20-1	30-25-0
TOTAL OFFENSE PLAYS-YARDS	72-474	73-659
Fumble Returns-Yards	0-0	0-0
Punt Returns-Yards	1-7	0-0
Kickoff Returns-Yards	5-158	2-32
Interception Returns-Yards	0-0	1-0
Punts (Number-Avg)	6-41.3	3-41.7
Fumbles-Lost	0-0	2-1
Penalties-Yards	8-80	6-43
Possession Time	30:58	29:02
Third-Down Conversions	5 of 14	8 of 12
Fourth-Down Conversions	1 of 3	0 of 0
Red-Zone Scores-Chances	4-6	4-4
Sacks By: Number-Yards	2-12	1-5

RUSHING: Minnesota-Ibrahim, M 18-49; Morgan, Tanner 4-35; Williams, Bryce 5-18; Green, Seth 5-17; Ferni-Cole, J 1-9; Annexstad, Zack 3-minus 3. Nebraska-Devine Ozigbo 12-152; Adrian Martinez 15-125; M. Washington 14-109; JD Spielman 1-2; TEAM 1-minus 5.

PASSING: Minnesota-Annexstad, Zack 9-20-0-135; Morgan, Tanner 11-16-1-214. Nebraska-Adrian Martinez 25-29-0-276; M. Washington 0-1-0-0.

RECEIVING: Minnesota-Johnson, Tyler 11-184; Douglas, D 3-31; Autman-Bell, C 2-75; Bateman, Rashod 2-15; Green, Seth 1-31; Witham, Bryce 1-13. Nebraska-Stanley Morgan 10-163; JD Spielman 8-77; Devine Ozigbo 3-25; M. Washington 2-1; Mike Williams 1-7; Kade Warner 1-3.

INTERCEPTIONS: Minnesota-None. Nebraska-Dedrick Young 1-0.

FUMBLES: Minnesota-None. Nebraska-M. Washington 1-0; Adrian Martinez 1-1.

Minnesota (3-4,0-4) vs. Nebraska (1-6,1-4)
 Date: Oct 20, 2018 • Site: Lincoln, Neb. • Stadium: Memorial Stadium
 Attendance: 89272

Kickoff time: 2:40 pm • End of Game: 6:11 pm • Total elapsed time: 3:31
 Officials: Referee: Mike Canon; Umpire: Ken Zelmanski; Linesman: Bruce Keeling;
 Line Judge: John Quinn; Back Judge: Robert Smith Jr; Field Judge: Grady Smith;
 Side Judge: Joel Clay; Center Judge: Bryan Banks;
 Temperature: 58 • Wind: NNW 16 • Weather: Sunny/Clear 34% Hum

GOPHERS 38, INDIANA 31



Box Score (Final)
The Automated ScoreBook
Indiana vs Minnesota (Oct 26, 2018 at Minneapolis, Minn.)

Score by Quarters	1	2	3	4	Total
Indiana	6	3	0	22	31
Minnesota	7	14	10	7	38

Qtr	Time	Scoring play
1st	09:27	IND - Justus, Logan 33 yd field goal, 13-60 5:33
	06:20	MINN - Green, Seth 1 yd run (Carpenter,Emmit kick), 6-77 3:07
	01:13	IND - Justus, Logan 24 yd field goal, 13-69 5:07
2nd	14:05	IND - Justus, Logan 41 yd field goal, 6-11 1:56
	06:19	MINN - Johnson, Tyler 8 yd pass from Morgan, Tanner (Carpenter,Emmit kick), 14-75 7:46
	00:35	MINN - Johnson, Tyler 18 yd pass from Morgan, Tanner (Carpenter,Emmit kick), 8-99 2:41
3rd	07:56	MINN - Carpenter,Emmit 37 yd field goal, 11-53 7:04
	05:33	MINN - Brooks, Shannon 17 yd run (Carpenter,Emmit kick), 3-28 1:33
4th	13:24	IND - Hale, Donovan 43 yd pass from Ramsey, Peyton (Ramsey, Peyton pass failed), 2-47 0:31
	10:04	IND - Fryfogle, Ty 37 yd pass from Ramsey, Peyton (Fryfogle, Ty pass from Ramsey, Peyton), 6-63 1:03
	03:57	IND - Scott, Stevie 3 yd run (Hale, Donovan pass from Ramsey, Peyton), 10-55 3:09
	01:34	MINN - Bateman, Rashod 67 yd pass from Morgan, Tanner (Carpenter,Emmit kick), 1-67 0:11

	IND	MINN
FIRST DOWNS	20	22
RUSHES-YARDS (NET)	30-153	40-180
PASSING YDS (NET)	232	302
Passes Att-Comp-Int	44-29-2	24-17-1
TOTAL OFFENSE PLAYS-YARDS	74-385	64-482
Fumble Returns-Yards	0-0	0-0
Punt Returns-Yards	0-0	2-0
Kickoff Returns-Yards	1-15	5-98
Interception Returns-Yards	1-0	2-0
Punts (Number-Avg)	4-31.5	3-39.7
Fumbles-Lost	1-1	5-3
Penalties-Yards	5-37	3-20
Possession Time	29:37	30:23
Third-Down Conversions	8 of 17	6 of 12
Fourth-Down Conversions	1 of 1	1 of 1
Red-Zone Scores-Chances	3-3	5-6
Sacks By: Number-Yards	1-8	1-2

RUSHING: Indiana-Scott, Stevie 18-96; Ramsey, Peyton 8-57; Walker, Ronnie 3-10; Philyor, Whop 1-minus 10. Minnesota-Brooks, Shannon 22-154; Williams, Bryce 7-17; Green, Seth 6-16; Morgan, Tanner 2-minus 2; TEAM 3-minus 5.

PASSING: Indiana-Ramsey, Peyton 29-44-2-232. Minnesota-Morgan, Tanner 17-24-1-302.

RECEIVING: Indiana-Timian, Luke 7-48; Harris, J-Shun 5-34; Hale, Donovan 4-51; Majette, Mike 4-16; Fryfogle, Ty 2-41; Westbrook, Nick 2-18; Scott, Stevie 2-6; Taylor, Reese 2-4; Philyor, Whop 1-14. Minnesota-Johnson, Tyler 5-102; Bateman, Rashod 4-108; Douglas, D 3-43; Autman-Bell, C 2-23; Brooks, Shannon 2-11; Williams, Bryce 1-15.

INTERCEPTIONS: Indiana-Fitzgerald, B. 1-0. Minnesota-Huff, Jacob 1-0; Howden, Jordan 1-0.

FUMBLES: Indiana-Ramsey, Peyton 1-1. Minnesota-Brooks, Shannon 2-2; Williams, Bryce 1-1; Autman-Bell, C 1-0; Douglas, D 1-0.

Indiana (4-5,1-5) vs. Minnesota (4-4,1-4)
 Date: Oct 26, 2018 • Site: Minneapolis, Minn. • Stadium: TCF Bank Stadium
 Attendance: 33273

Kickoff time: 7:05 • End of Game: 10:26 • Total elapsed time: 3:21
 Officials: Referee: Mark Kluczynski; Umpire: Brad Hudak; Linesman: Daniel Richard;
 Line Judge: Vincent Winters; Back Judge: Jeff Latkiewicz; Field Judge: Raymond Daniel;
 Side Judge: Bobby Sagers; Center Judge: Greg Blum;
 Temperature: 46 • Wind: SE 7 mph • Weather: Drizzle

ILLINOIS 55, GOPHERS 31

**Box Score (Final)**
The Automated ScoreBook
Minnesota vs Illinois (Nov 03, 2018 at Champaign, Ill.)

Score by Quarters	1	2	3	4	Total
Minnesota	7	10	0	14	31
Illinois	14	10	21	10	55

Qtr Time Scoring play

1st 14:21 ILL - Corbin,Reggie 72 yd run (McLaughlin,C. kick), 2-73 0:39
08:31 MINN - Ibrahim, M 4 yd run (Carpenter,Emmit kick), 12-75 5:50
08:01 ILL - Brown,Dre 72 yd run (McLaughlin,C. kick), 2-75 0:30
2nd 14:51 ILL - McLaughlin,C. 36 yd field goal, 7-30 2:21
09:14 MINN - Ibrahim, M 1 yd run (Carpenter,Emmit kick), 10-77 5:37
07:48 ILL - Smalling,Ricky 67 yd pass from Bush,AJ (McLaughlin,C. kick), 3-67 1:26
00:06 MINN - Carpenter,Emmit 28 yd field goal, 6-41 0:33
3rd 10:12 ILL - Bush,AJ 3 yd run (McLaughlin,C. kick), 7-69 2:57
09:14 ILL - Barker,Daniel 30 yd pass from Bush,AJ (McLaughlin,C. kick), 1-30 0:12
04:07 ILL - Corbin,Reggie 77 yd run (McLaughlin,C. kick), 4-89 1:46
4th 10:35 ILL - McLaughlin,C. 48 yd field goal, 9-54 4:59
09:31 MINN - Bateman, Rashod 61 yd pass from Morgan, Tanner (Carpenter,Emmit kick), 3-75 1:04
02:59 ILL - Bush,AJ 12 yd run (McLaughlin,C. kick), 12-75 6:32
01:46 MINN - Bateman, Rashod 86 yd pass from Morgan, Tanner (Carpenter,Emmit kick), 3-77 1:13

	MINN	ILL
FIRST DOWNS	20	20
RUSHES-YARDS (NET)	42-178	35-430
PASSING YDS (NET)	260	216
Passes Att-Comp-Int	28-15-0	25-18-1
TOTAL OFFENSE PLAYS-YARDS	70-438	60-646
Fumble Returns-Yards	0-0	0-0
Punt Returns-Yards	1-0	1-1
Kickoff Returns-Yards	4-92	3-52
Interception Returns-Yards	1-0	0-0
Punts (Number-Avg)	6-39.7	2-41.0
Fumbles-Lost	3-2	3-2
Penalties-Yards	2-15	7-70
Possession Time	32:50	27:10
Third-Down Conversions	6 of 15	4 of 9
Fourth-Down Conversions	0 of 1	0 of 0
Red-Zone Scores-Chances	3-4	3-3
Sacks By: Number-Yards	1-3	3-16

RUSHING: Minnesota-Ibrahim, M 18-98; Green, Seth 9-46; Williams, Bryce 5-29; Morgan, Tanner 10-5.
Illinois-Corbin,Reggie 13-213; Bush,AJ 14-127; Brown,Dre 7-92; Team 1-minus 2.

PASSING: Minnesota-Morgan, Tanner 14-27-0-258; Green, Seth 1-1-0-2. Illinois-Bush,AJ 18-25-1-216.

RECEIVING: Minnesota-Bateman, Rashod 7-175; Johnson, Tyler 5-68; Autman-Bell, C 2-17; Williams, Bryce 1-0. Illinois-Stampley,D. 8-65; Smalling,Ricky 4-86; Mays,Sam 2-14; Barker,Daniel 1-30; Roberts,Austin 1-10; Reams,Caleb 1-8; Davis,Trenard 1-3.

INTERCEPTIONS: Minnesota-Durr, Coney 1-0. Illinois-None.

FUMBLES: Minnesota-Morgan, Tanner 2-1; Green, Seth 1-1. Illinois-Joseph,Kerby 1-1; Martin,J. 1-1; Bush,AJ 1-0.

Minnesota (4-5,1-5) vs. Illinois (4-5,2-4)
Date: Nov 03, 2018 • Site: Champaign, Ill. • Stadium: Memorial Stadium
Attendance: 35774

Kickoff time: 2:30 pm • End of Game: 5:59 pm • Total elapsed time: 3:29
Officials: Referee: Daniel Capron; Umpire: Tim Owens; Linesman: John Wiercinski;
Line Judge: Ron Tipton; Back Judge: Robert Smith Jr; Field Judge: Steve Thielen;
Side Judge: Kyle DeBuse; Center Judge: Brent Durbin;
Temperature: 54 • Wind: SSE 12 • Weather: Cloudy

GOPHERS 41, PURDUE 10

**Box Score (Final)**
The Automated ScoreBook
Purdue vs Minnesota (Nov 10, 2018 at Minneapolis, Minn.)

Score by Quarters	1	2	3	4	Total
Purdue	3	0	0	7	10
Minnesota	3	10	21	7	41

Qtr Time Scoring play

1st 07:16 MINN - Carpenter,Emmit 24 yd field goal, 13-69 7:44
02:59 PUR - Spencer Evans 40 yd field goal, 5-16 2:40
2nd 09:03 MINN - Paulson, Jake 11 yd pass from Green, Seth (Carpenter,Emmit kick), 7-83 3:23
03:40 MINN - Carpenter,Emmit 27 yd field goal, 7-25 3:27
3rd 14:10 MINN - Cashman, Blake 40 yd fumble recovery (Carpenter,Emmit kick)
10:26 MINN - Green, Seth 2 yd run (Carpenter,Emmit kick), 5-89 2:49
04:37 MINN - Williams, Bryce 11 yd run (Carpenter,Emmit kick), 7-81 3:58
4th 10:09 MINN - Johnson, Tyler 12 yd pass from Morgan, Tanner (Carpenter,Emmit kick), 7-55 4:51
05:28 PUR - Rondale Moore 9 yd pass from David Blough (Spencer Evans kick), 10-75 4:41

	PUR	MINN
FIRST DOWNS	14	22
RUSHES-YARDS (NET)	30-88	41-265
PASSING YDS (NET)	145	150
Passes Att-Comp-Int	32-21-0	20-11-1
TOTAL OFFENSE PLAYS-YARDS	62-233	61-415
Fumble Returns-Yards	0-0	1-40
Punt Returns-Yards	0-0	0-0
Kickoff Returns-Yards	5-107	0-0
Interception Returns-Yards	1-0	0-0
Punts (Number-Avg)	6-44.8	3-39.0
Fumbles-Lost	1-1	0-0
Penalties-Yards	7-81	5-50
Possession Time	26:47	33:13
Third-Down Conversions	0 of 12	4 of 10
Fourth-Down Conversions	3 of 5	0 of 0
Red-Zone Scores-Chances	1-1	6-6
Sacks By: Number-Yards	2-2	3-15

RUSHING: Purdue-D.J. Knox 10-34; Markell Jones 6-32; Horvath 3-24; Tario Fuller 3-12; Jared Sparks 1-0; David Blough 7-minus 14. Minnesota-Ibrahim, M 18-155; Williams, Bryce 9-68; Green, Seth 8-30; Morgan, Tanner 6-12.

PASSING: Purdue-David Blough 20-31-0-142; Nick Sipe 1-1-0-3. Minnesota-Morgan, Tanner 10-18-1-139; Johnson, Tyler 0-1-0-0; Green, Seth 1-1-0-11.

RECEIVING: Purdue-Rondale Moore 8-76; Brycen Hopkins 3-25; Isaac Zico 3-7; D.J. Knox 2-11; Horvath 2-9; Jackson Anthrop 1-9; Cole Herdman 1-5; Markell Jones 1-3. Minnesota-Johnson, Tyler 5-73; Autman-Bell, C 3-44; Paulson, Jake 2-17; Bateman, Rashod 1-16.

INTERCEPTIONS: Purdue-Blackmon 1-0. Minnesota-None.

FUMBLES: Purdue-David Blough 1-1. Minnesota-None.

Purdue (5-5,4-3) vs. Minnesota (5-5,2-5)
Date: Nov 10, 2018 • Site: Minneapolis, Minn. • Stadium: TCF Bank Stadium
Attendance: 31068

Kickoff time: 2:35 • End of Game: 5:34 • Total elapsed time: 2:59
Officials: Referee: Larry Smith; Umpire: Robert Colosimo; Linesman: Kole Kneueppel;
Line Judge: Patrick Holt; Back Judge: Kevin Schwarzel; Field Judge: Timothy Maguire;
Side Judge: Don Swanson; Center Judge: Mike Stumberg;
Temperature: 21 • Wind: SSE @9 • Weather: Grey and dreary

NORTHWESTERN 24, GOPHERS 14

**Box Score (Final)**
The Automated ScoreBook
Northwestern vs Minnesota (Nov 17, 2018 at Minneapolis, Minn.)

Score by Quarters	1	2	3	4	Total
Northwestern	7	6	0	11	24
Minnesota	0	7	0	7	14

Qtr Time Scoring play

1st 02:20 NU - Bowser, Isaiah 2 yd run (Luckenbaugh, D. kick), 4-45 1:43
2nd 02:18 MINN - Ibrahim, M 1 yd run (Carpenter,Emmit kick), 11-62 5:13
01:12 NU - Thorson, C. 13 yd run (Luckenbaugh, D. kick failed), 3-55 1:06
4th 11:07 NU - Bowser, Isaiah 2 yd run (Green, Cameron pass from Thorson, C.), 7-92 3:11
07:49 NU - Collins, Jake 29 yd field goal, 4-6 2:19
04:32 MINN - Johnson, Tyler 6 yd pass from Morgan, Tanner (Carpenter,Emmit kick), 9-60 3:17

	NU	MINN
FIRST DOWNS	16	18
RUSHES-YARDS (NET)	39-95	35-109
PASSING YDS (NET)	230	197
Passes Att-Comp-Int	21-15-0	32-19-2
TOTAL OFFENSE PLAYS-YARDS	60-325	67-306
Fumble Returns-Yards	1-8	0-0
Punt Returns-Yards	0-0	1-19
Kickoff Returns-Yards	2-60	4-104
Interception Returns-Yards	2-0	0-0
Punts (Number-Avg)	6-43.7	3-46.3
Fumbles-Lost	0-0	3-1
Penalties-Yards	2-20	3-34
Possession Time	29:26	30:34
Third-Down Conversions	4 of 13	5 of 12
Fourth-Down Conversions	0 of 2	0 of 3
Red-Zone Scores-Chances	4-4	2-3
Sacks By: Number-Yards	4-24	2-23

RUSHING: Northwestern-Bowser, Isaiah 29-85; Holman, B. 1-10; Hanaoka, Chad 1-9; Vault, Solomon 5-1; Thorson, C. 3-minus 10. Minnesota-Ibrahim, M 20-98; Green, Seth 3-7; Morgan, Tanner 11-4; Williams, Bryce 1-0.

PASSING: Northwestern-Thorson, C. 15-21-0-230. Minnesota-Morgan, Tanner 19-32-2-197.

RECEIVING: Northwestern-Lees, Riley 4-48; Skowronek, B. 2-44; Chiaokhiao 2-30; Holman, B. 2-13; Jefferson, JJ 1-68; Green, Cameron 1-22; Nagel, Flynn 1-2; Vault, Solomon 1-2; Hanaoka, Chad 1-1. Minnesota-Johnson, Tyler 8-88; Bateman, Rashod 4-54; Ibrahim, M 2-25; Douglas, D 2-9; Femi-Cole, J 1-12; Green, Seth 1-6; Autman-Bell, C 1-3.

INTERCEPTIONS: Northwestern-Hall, Nate 2-0. Minnesota-None.

FUMBLES: Northwestern-None. Minnesota-Morgan, Tanner 3-1.

Northwestern (7-4,7-1) vs. Minnesota (5-6,2-6)

Date: Nov 17, 2018 • Site: Minneapolis, Minn. • Stadium: TCF Bank Stadium
Attendance: 32134

Kickoff time: 11:01 • End of Game: 2:03 • Total elapsed time: 3:02
Officials: Referee: Jerry McGinn; Umpire: Mike Pilarski; Linesman: Mark Bennett;
Line judge: Daniel Gallagher; Back judge: Mike Brown; Field judge: Kyle DeBuse;
Side judge: Frank Steratore; Center judge: Gregory Nelson;
Temperature: 23 • Wind: N @ 11 • Weather: Mostly Sunny

GOPHERS 37, WISCONSIN 15

**Box Score (Final)**
The Automated ScoreBook
Minnesota vs Wisconsin (Nov 24, 2018 at Madison, Wis.)

Score by Quarters	1	2	3	4	Total
Minnesota	3	14	6	14	37
Wisconsin	0	7	0	8	15

Qtr Time Scoring play

1st 02:37 MINN - Carpenter,Emmit 34 yd field goal, 10-65 5:04
2nd 02:21 MINN - Ibrahim, M 10 yd run (Carpenter,Emmit kick), 9-59 5:46
01:05 MINN - Douglas, D 69 yd punt return (Carpenter,Emmit kick)
00:01 WIS - Ferguson, Jake 7 yd pass from Hornbrook, A. (Gaglianone, R. kick), 8-76 0:59
3rd 07:47 MINN - Carpenter,Emmit 23 yd field goal, 8-51 4:01
01:02 MINN - Carpenter,Emmit 42 yd field goal, 9-31 4:52
4th 04:56 MINN - Williams, Bryce 23 yd run (Carpenter,Emmit kick), 1-23 0:07
02:31 MINN - Williams, Bryce 16 yd run (Carpenter,Emmit kick), 6-29 2:12
01:12 WIS - Davis, Danny 13 yd pass from Hornbrook, A. (Krumholz, Adam pass from Hornbrook, A.), 7-7

	MINN	WIS
FIRST DOWNS	19	21
RUSHES-YARDS (NET)	47-201	31-170
PASSING YDS (NET)	124	189
Passes Att-Comp-Int	16-9-0	33-22-3
TOTAL OFFENSE PLAYS-YARDS	63-325	64-359
Fumble Returns-Yards	0-0	0-0
Punt Returns-Yards	1-69	1-0
Kickoff Returns-Yards	0-0	2-41
Interception Returns-Yards	3-25	0-0
Punts (Number-Avg)	2-37.5	3-38.3
Fumbles-Lost	1-0	4-1
Penalties-Yards	2-20	6-54
Possession Time	35:06	24:54
Third-Down Conversions	5 of 14	4 of 11
Fourth-Down Conversions	3 of 3	0 of 1
Red-Zone Scores-Chances	4-5	2-3
Sacks By: Number-Yards	2-6	0-0

RUSHING: Minnesota-Ibrahim, M 26-121; Williams, Bryce 8-50; Green, Seth 7-22; Morgan, Tanner 3-12; TEAM 3-minus 4. Wisconsin-Taylor, J. 19-120; Groshek, G. 4-44; Deal, Taiwan 4-13; Cruickshank, A. 1-minus 1; Hornbrook, A. 3-minus 6.

PASSING: Minnesota-Morgan, Tanner 9-16-0-124. Wisconsin-Hornbrook, A. 22-33-3-189.

RECEIVING: Minnesota-Johnson, Tyler 4-76; Autman-Bell, C 3-26; Bateman, Rashod 2-22. Wisconsin-Davis, Danny 10-93; Ferguson, Jake 5-46; Pryor, Kendrick 2-13; Taylor, A.J. 1-13; Cruickshank, A. 1-11; Taylor, J. 1-8; Groshek, G. 1-5; Deal, Taiwan 1-0.

INTERCEPTIONS: Minnesota-Durr, Coney 1-25; Huff, Julian 1-0; Williamson, C 1-0. Wisconsin-None.

FUMBLES: Minnesota-TEAM 1-0. Wisconsin-Hornbrook, A. 2-1; Cruickshank, A. 1-0; Davis, Danny 1-0.

Minnesota (6-6,3-6) vs. Wisconsin (7-5,5-4)

Date: Nov 24, 2018 • Site: Madison, Wis. • Stadium: Camp Randall
Attendance: 74038

Kickoff time: 2:40 • End of Game: 5:43 • Total elapsed time: 3:03
Officials: Referee: R. Snodgrass; Umpire: K. Kelmanski; Linesman: B. Keeling;
Line judge: J. Szink; Back judge: D. Pender; Field judge: J. Szink;
Side judge: F. Steratore; Center judge: E. Oliver;
Temperature: 42 • Wind: W 12 • Weather: Cloudy

MINNESOTA'S BOWL RECORDS

RUSHING

Most Carries

Minnesota

- 42 Tellis Redmon vs. N.C. State (2000 MicronPC)
- 37 Marion Barber III vs. Alabama (2004 Music City)
- 34 Amir Pinnix vs. Texas Tech (2006 Insight)
- 29 Laurence Maroney vs. Alabama (2004 Music City)
- 26 Laurence Maroney vs. Virginia (2005 Music City)

Opponent

- 27 Kenny Flowers, Clemson (1985 Independence)
- 24 George Scott, Maryland (1977 Hall of Fame)
- 22 Alexander Robinson, Iowa State (2009 Insight)
- 21 Austen Arnaud, Iowa State (2009 Insight)
- 21 Reuben Droughns, Oregon (1999 Sun)
- 19 Romello Ross, Central Michigan (2015 Quick Lane)
- 19 Shannon Woods, Texas Tech (2006 Insight)
- 16 Jerome Smith, Syracuse (2013 Texas)
- 16 Jake Sharp, Kansas (2008 Insight)
- 16 Wali Lundy, Virginia (2005 Music City)
- 16 William Howard, Tennessee (1986 Liberty)

Most Yards Gained

Minnesota

- 246 Tellis Redmon vs. N.C. State (2000 MicronPC)
- 187 Marion Barber III vs. Alabama (2004 Music City)
- 179 Amir Pinnix vs. Texas Tech (2006 Insight)
- 136 Darrell Thompson vs. Tennessee (1986 Liberty)
- 131 Laurence Maroney vs. Oregon (2003 Sun)
- 109 Laurence Maroney vs. Virginia (2005 Music City)
- 105 Laurence Maroney vs. Alabama (2004 Music City)
- 100 Thomas Tapeh vs. Arkansas (2002 Music City)

Opponent

- 157 Marcus Murphy, Missouri (2015 Citrus)
- 148 Kenny Flowers, Clemson (1985 Independence)
- 137 Alexander Robinson, Iowa State (2009 Insight)
- 114 Russell Hansbrough, Missouri (2015 Citrus)
- 109 Shannon Woods, Texas Tech (2006 Insight)
- 100 Romello Ross, Central Michigan (2015 Quick Lane)

Most Rushing Touchdowns

Minnesota

- 3 Thomas Tapeh vs. Oregon (2003 Sun)
- 2 Jon Hoese vs. Kansas (2008 Insight)
- 2 Tellis Redmon vs. N.C. State (2000 MicronPC)
- 2 Sandy Stephens vs. UCLA (1962 Rose)

Opponent

- 3 Shannon Woods, Texas Tech (2006 Insight)
- 2 Terrel Hunt, Syracuse (2013 Texas)
- 2 Wali Lundy, Virginia (2005 Music City)
- 2 Joey Harrington, Oregon (1999 Sun)
- 2 George Scott, Maryland (1977 Hall of Fame)

YARDS PER CARRY (5 carries minimum)

Minnesota:

8.7, Laurence Maroney vs. Oregon (15 carries) (2003 Sun)

Opponent:

13.6, Bob Schloredt, Washington (1961 Rose)

PASSING

Most Passes Attempted

Minnesota

- 37 Billy Cockerham vs. Oregon (1999 Sun)
- 34 Adam Weber vs. Kansas (2008 Insight)
- 32 Adam Weber vs. Iowa State (2009 Insight)
- 32 Asad Abdul-Khaliq vs. Arkansas (2002 Music City)
- 31 Mitch Leidner vs. Missouri (2015 Citrus)
- 31 Bryan Cupito vs. Texas Tech (2006 Insight)

Opponent

- 55 Graham Harrell, Texas Tech (2006 Insight)
- 51 Luke Falk, Washington State (2016 Holiday)
- 45 Seth Doege, Texas Tech (2012 Meineke)
- 43 Joey Harrington, Oregon (1999 Sun)
- 42 Kellen Clemens, Oregon (2003 Sun)
- 39 Philip Rivers, N.C. State (2000 MicronPC)
- 36 Spencer Pennington, Alabama (2004 Music City)

Most Passes Completed

Minnesota

- 24 Mitch Leidner vs. Central Michigan (2015 Quick Lane)
- 21 Mitch Leidner vs. Missouri (2015 Citrus)
- 19 Adam Weber vs. Kansas (2008 Insight)
- 19 Bryan Cupito vs. Texas Tech (2006 Insight)
- 19 Billy Cockerham vs. Oregon (1999 Sun)
- 18 Adam Weber vs. Iowa State (2009 Insight)
- 18 Bryan Cupito vs. Virginia (2005 Music City)

Opponent

- 36 Graham Harrell, Texas Tech (2006 Insight)
- 32 Kellen Clemens, Oregon (2003 Sun)
- 31 Seth Doege, Texas Tech (2012 Meineke)
- 30 Luke Falk, Washington State (2016 Holiday)
- 25 Marques Hagans, Virginia (2005 Music City)
- 22 Jeff Francis, Tennessee (1986 Liberty)
- 22 Spencer Pennington, Alabama (2004 Music City)

Most Touchdown Passes Thrown

Minnesota

- 4 Bryan Cupito vs. Virginia (2005 Music City)
- 3 Bryan Cupito vs. Texas Tech (2006 Insight Bowl)
- 3 Billy Cockerham vs. Oregon (1999 Sun)

Opponent

- 4 Todd Reesing, Kansas (2008 Insight)
- 3 Jeff Francis, Tennessee (1986 Liberty)
- 3 Kellen Clemens, Oregon (2003 Sun)
- 2 Maty Mauk, Missouri (2015 Citrus)
- 2 Graham Harrell, Texas Tech (2006 Insight)
- 2 Marques Hagans, Virginia (2005 Music City)
- 2 Philip Rivers, N.C. State (2000 MicronPC)

Most Passing Yardage

Minnesota

- 263 Bryan Cupito vs. Texas Tech (2006 Insight)
- 263 Bryan Cupito vs. Virginia (2005 Music City)
- 261 Adam Weber vs. Iowa State (2009 Insight)
- 258 Mitch Leidner vs. Missouri (2015 Citrus)
- 257 Billy Cockerham vs. Oregon (1999 Sun)

Opponent

- 445 Graham Harrell, Texas Tech (2006 Insight)
- 363 Kellen Clemens, Oregon (2003 Sun)
- 358 Marques Hagans, Virginia (2005 Music City)
- 313 Todd Reesing, Kansas (2008 Insight)
- 310 Philip Rivers, N.C. State (2000 MicronPC)

Most Interceptions Thrown

Minnesota

- 3 Sandy Stephens vs. Washington (1961 Rose)
- 2 Billy Cockerham vs. Oregon (1999 Sun)

Opponent

- 2 Maty Mauk, Missouri (2015 Citrus)
- 2 Seth Doege, Texas Tech (2012 Meineke)
- 2 Austen Arnaud, Iowa State (2009 Insight)
- 2 Philip Rivers, N.C. State (2000 MicronPC)

Best Completion Percentage (min 5 att.)

Minnesota: .800, Mitch Leidner (24-30) vs. Central Michigan (2015 Quick Lane)

.667, Mitch Leidner (21-31) vs. Missouri (2015 Citrus)

Opponent: .781, Marques Hagans (25-32), Virginia (2005 Music City)

RECEIVING

Most Receptions

Minnesota

- 8 KJ Maye vs. Central Michigan (2015 Quick Lane)
- 8 Eric Decker vs. Kansas (2008 Insight)
- 7 Maxx Williams vs. Missouri (2015 Citrus)
- 7 Da'Jon McKnight vs. Iowa State (2009 Insight)
- 7 Jack Simmons vs. Texas Tech (2006 Insight)
- 7 Ernie Wheelwright vs. Virginia (2005 Music City)
- 7 Ron Johnson vs. Oregon (1999 Sun)

Opponent

- 16 Samie Parker, Oregon (2003 Sun)
- 14 Dezmon Briscoe, Kansas (2008 Insight)
- 10 Kerry Meier, Kansas (2008 Insight)
- 11 Darrin Moore, Texas Tech (2012 Meineke)
- 11 Joel Filani, Texas Tech (2006 Insight)

Most Receiving Yardage

Minnesota

- 149 Eric Decker vs. Kansas (2008 Insight)
- 134 Jack Simmons vs. Texas Tech (2006 Insight)
- 126 Luke Levenson vs. Oregon (1999 Sun)
- 124 Da'Jon McKnight vs. Iowa State (2009 Insight)
- 120 Ernie Wheelwright vs. Virginia (2005 Music City)
- 108 Derrick Engel vs. Texas Tech (2012 Meineke)
- 107 Aaron Hosack vs. Oregon (2003 Sun)

Opponent

- 201 Dezmon Briscoe, Kansas (2008 Insight)
- 200 Samie Parker, Oregon (2003 Sun)
- 162 Joel Filani, Texas Tech (2006 Insight)
- 157 Koren Robinson, N.C. State (2000 MicronPC)
- 128 Tom Santi, Virginia (2005 Music City)
- 126 Chuck White, Maryland (1977 Hall of Fame)

Most Touchdown Receptions

Minnesota

- 2 Jared Ellerson vs. Virginia (2005 Music City)
- 2 Ron Johnson vs. Oregon (1999 Sun)
- 1 Seventeen tied

Opponent

- 3 Dezmon Briscoe, Kansas (2008 Insight)
- 2 Bud Sasser, Missouri (2015 Citrus)
- 2 Samie Parker, Oregon (2003 Sun)
- 2 Joey Clinkscales, Tennessee (1986 Liberty)

SCORING

Most Points

Minnesota

- 18 Thomas Tapeh vs. Oregon (2003 Sun)
- 12 Jon Hoese vs. Kansas (2008 Insight)
- 12 Jared Ellerson vs. Virginia (2005 Music City)
- 12 Tellis Redmon vs. N.C. State (2000 MicronPC)
- 12 Dan Nystrom vs. N.C. State (2000 Micron PC)
- 12 Ron Johnson vs. Oregon (1999 Sun)
- 12 Sandy Stephens vs. UCLA (1962 Rose)

Opponent

- 18 Dezmon Briscoe, Kansas (2008 Insight)
- 18 Shannon Woods, Texas Tech (2006 Insight)
- 12 Bud Sasser, Missouri (2015 Citrus)
- 12 Terrel Hunt, Syracuse (2013 Texas)
- 12 Wali Lundy, Virginia (2005 Music City)
- 12 Samie Parker, Oregon (2003 Sun)
- 12 Joey Harrington, Oregon (1999 Sun)
- 12 Joey Clinkscales, Tennessee (1986 Liberty)
- 12 George Scott, Maryland (1977 Hall of Fame)

KICKING**Most Extra Points****Minnesota**

- 5 Joel Monroe vs. Texas Tech (2006 Insight Bowl)
- 4 Jordan Wettstein vs. Texas Tech (2012 Meineke)
- 4 Joel Monroe vs. Virginia (2005 Music City)
- 4 Rhys Lloyd vs. Oregon (2003 Sun)
- 3 Joel Monroe vs. Kansas (2008 Insight)
- 3 Dan Nystrom vs. N.C. State (2000 MicronPC)
- 3 Tom Loechler vs. UCLA (1962 Rose Bowl)

Opponent

- 6 Jason Branstetter, Kansas (2008 Insight)
- 5 Alex Trlica, Texas Tech (2006 Insight)
- 4 Ryan Bustin, Texas Tech (2012 Meineke)
- 4 Connor Hughes, Virginia (2005 Music City)

Most Field Goals**Minnesota**

- 5 Dan Nystrom vs. Arkansas (2002 Music City)
- 3 Dan Nystrom vs. N.C. State (2000 MicronPC)

Opponent

- 2 Erik Powell, Washington State (2016 Holiday)
- 2 Andrew Baggett, Missouri (2015 Citrus)
- 2 Ryan Bustin, Texas Tech (2012 Meineke)
- 2 Connor Hughes, Virginia (2005 Music City)
- 2 David Treadwell, Clemson (1985 Independence)

Longest Field Goal**Minnesota**

- 45 Dan Nystrom vs. Arkansas (2002 Music City)
- 43 Emmit Carpenter vs. Washington State (2016 Holiday)
- 42 Ryan Santoso vs. Central Michigan (2015 Quick Lane)
- 42 Rhys Lloyd vs. Oregon (2003 Sun)
- 41 Chris Hawthorne vs. Syracuse (2013 Texas)
- 41 Jordan Wettstein vs. Texas Tech (2012 Meineke)
- 39 Joel Monroe vs. Virginia (2005 Music City)
- 38 Ryan Santoso vs. Missouri (2015 Citrus)

Opponent

- 52 Alex Trlica, Texas Tech (2006 Insight)
- 47 Jared Siegel, Oregon (2003 Sun)
- 41 Erik Powell, Washington State (2016 Holiday)
- 39 Connor Hughes, Virginia (2005 Music City)
- 39 David Treadwell, Clemson (1985 Independence)

DEFENSE**Most Tackles****Minnesota**

- 18 Tyrone Carter vs. Oregon (1999 Sun)
- 15 Kim Royston vs. Iowa State (2009 Insight)
- 14 Cedric Thompson vs. Syracuse (2013 Texas)
- 14 Bruce Holmes vs. Clemson (1985 Independence)
- 12 Delvin Jones vs. Oregon (1999 Sun)
- 11 Blake Cashman vs. Wash. State (2016 Holiday)
- 10 Brock Vereen vs. Texas Tech (2012 Meineke)
- 10 John Shevlin vs. Virginia (2005 Music City)
- 10 Dominic Jones vs. Virginia (2005 Music City)
- 10 Jon Leverenz vs. Tennessee (1986 Liberty)
- 10 Mark Dusbabek vs. Tennessee (1986 Liberty)
- 10 Larry Joyner vs. Clemson (1985 Independence)

Opponent

- 16 Peter Simon, Oregon (1999 Sun)
- 14 D.J. Johnson, Texas Tech (2012 Meineke)
- 14 Mike Rivera, Kansas (2008 Insight)
- 14 Kai Parham, Virginia (2005 Music City)
- 14 Roman Harper, Alabama (2004 Music City)

Most TACKLES FOR LOSS**Minnesota**

- 2 Blake Cashman vs. Wash. State (2016 Holiday)
- 2 De'Vondre Campbell vs. C. Michigan (2015 Quick Lane)
- 2 Ra'Shede Hageman vs. Syracuse (2013 Texas)
- 2 Lee Campbell vs. Iowa State (2009 Insight)
- 2 Cedric McKinley vs. Kansas (2008 Insight)
- 2 John Shevlin vs. Virginia (2005 Music City)
- 2 Darrell Reid vs. Oregon (2003 Sun)
- 2 Mark Losli vs. Arkansas (2002 Music City)

Opponent

- 4 Charles Johnson, Maryland (1977 Hall of Fame)
- 4 James Holt, Kansas (2008 Insight)
- 3 Shane Riggs, N.C. State (2000 Micronpc.com)
- 3 Garrett Sabol, Oregon (1999 Sun)
- 3 Saul Patu, Oregon (1999 Sun)

Most SACKS**Minnesota**

- 2 De'Vondre Campbell vs. Central Michigan (2015 Quick Lane)
- 2 Cedric McKinley vs. Kansas (2008 Insight)
- 2 Mark Losli vs. Arkansas (2002 Music City)

Opponent

- 3 James Holt, Kansas (2008 Insight)
- 2 M Smith, Oregon (1999 Sun)
- 2 Dietrich Moore, Oregon (1999 Sun)

Most INTERCEPTIONS**Minnesota**

- 2 Michael Carter vs. Texas Tech (2012 Meineke)
- 2 Kyle Theret vs. Iowa State (2009 Insight)
- 2 Mike Lehan vs. Arkansas (2002 Music City)

Opponent

- 1 Fourteen tied

TEAM RECORDS**Total Offense****Most Yards Gained****Minnesota**

- 502 vs. N.C. State (2000 MicronPC)
- 458 vs. Texas Tech (2006 Insight)
- 461 vs. Virginia (2005 Music City)
- 434 twice

Opponent

- 548 Texas Tech (2006 Insight)
- 468 Virginia (2005 Music City)
- 453 Oregon (2003 Sun)
- 446 Kansas (2008 Insight)

Fewest Yards Gained**Minnesota**

- 253 vs. Washington (1961 Rose)
- 268 vs. Maryland (1977 Hall of Fame)

Opponent

- 107 UCLA (1962 Rose)
- 193 Washington (1961 Rose)

Most Touchdowns**Minnesota**

- 5 vs. Texas Tech (2006 Insight Bowl)
- 4 vs. Texas Tech (2012 Meineke)
- 4 vs. Virginia (2005 Music City)
- 4 vs. Oregon (2003 Sun)

Opponent

- 6 Kansas (2008 Insight)
- 5 Texas Tech (2006 Insight Bowl)
- 5 N.C. State (2000 MicronPC)

Fewest Touchdowns**Minnesota**

- 1 vs. Iowa State (2009 Insight)
- 1 vs. Maryland (1977 Hall of Fame)
- 1 vs. Washington (1961 Rose)

Opponent

- 0 UCLA (1962 Rose)

Rushing**Most Rushes****Minnesota**

- 72 vs. Alabama (2004 Music City)
- 58 vs. N.C. State (2000 MicronPC)

Opponent

- 48 Clemson (1985 Independence)
- 46 Syracuse (2013 Texas)
- 45 Missouri (2015 Citrus)

Fewest Rushes**Minnesota**

- 32 vs. Iowa State (2009 Insight)

Opponent

- 21 Alabama (2004 Music City)
- 23 Washington State (2016 Holiday)
- 24 Texas Tech (2012 Meineke)
- 24 Texas Tech (2006 Insight)
- 24 N.C. State (2000 MicronPC)
- 24 Oregon (2003 Sun)

Most Yards Gained**Minnesota**

- 300 vs. N.C. State (2000 MicronPC)
- 276 vs. Alabama (2004 Music City)

Opponent

- 337 Missouri (2015 Citrus)
- 216 Iowa State (2009 Insight)

Fewest Yards Gained**Minnesota**

- 80 vs. Kansas (2008 Insight)
- 96 vs. Oregon (1999 Sun)

Opponent

- 21 Alabama (2004 Music City)
- 39 Washington State (2016 Holiday)
- 55 UCLA (1962 Rose)

Passing**Most Passes Attempted****Minnesota**

- 37 vs. Oregon (1999 Sun)
- 35 twice

Opponent

- 55 Texas Tech (2006 Insight)
- 51 Washington State (2016 Holiday)
- 48 Oregon (1999 Sun)

Fewest Passes Attempted**Minnesota**

- 11 vs. UCLA (1962 Rose)
- 12 vs. Alabama (2004 Music City)

Opponent

- 5 Washington (1961 Rose)
- 7 UCLA (1962 Rose)

Most Passes Completed**Minnesota**

- 24 vs. Central Michigan (2015 Quick Lane)
- 22 vs. Missouri (2015 Citrus)
- 20 vs. Kansas (2008 Insight)
- 20 vs. Iowa State (2009 Insight)

Opponent

- 36 Kansas (2008 Insight)
- 36 Texas Tech (2006 Insight)

Fewest Passes Completed**Minnesota**

- 5 vs. Washington (1961 Rose)
- 5 vs. Alabama (2004 Music City)

Opponent

- 2 Washington (1961 Rose)
- 4 UCLA (1962 Rose)

Most Passes Intercepted**Minnesota**

- 3 vs. Washington (1961 Rose)

Opponent

- 3 Arkansas (2002 Music City)

Most Yards Passing**Minnesota**

- 312 vs. Iowa State (2009 Insight)
- 267 vs. Missouri (2015 Citrus)

Opponent

- 445 Texas Tech (2006 Insight)
- 376 Oregon (2003 Sun)

Fewest Yards Passing**Minnesota**

- 51 vs. Washington (1961 Rose)
- 75 vs. UCLA (1962 Rose)
- 75 vs. Alabama (2004 Music City)

Opponent

- 16 Washington (1961 Rose)
- 52 UCLA (1962 Rose)

Highest Completion Percentage**Minnesota**

- .800 vs. Central Michigan (2015 Quick Lane)
- .667 vs. Missouri (2015 Citrus)

Opponent

- .781 Virginia (2005 Music City)
- .778 Kansas (2008 Insight)

Lowest Completion Percentage**Minnesota**

- .278 vs. Washington (1961 Rose)

Opponent

- 375 Clemson (1985 Independence)
- .450 Arkansas (2002 Music City)

Punting**Most Punts****Minnesota**

- 9 vs. Maryland (1977 Hall of Fame)
- 7 vs. Washington State (2016 Holiday)
- 7 vs. Oregon (1999 Wells Fargo Sun)

Opponent

- 8 Washington State (2016 Holiday)
- 8 Oregon (1999 Sun)
- 8 Washington (1961 Rose)

Fewest Punts**Minnesota**

- 2 vs. Arkansas (2002 Music City)

Opponent

- 1 Texas Tech (2006 Insight)

Kickoff Returns**Most Kickoff Returns****Minnesota**

- 7 vs. Kansas (2008 Insight)
- 5 vs. Texas Tech (2012 Meineke)
- 4 five tied

Opponent

- 8 Arkansas (2002 Music City)
- 7 N.C. State (2000 MicronPC)

First Downs**Most First Downs****Minnesota**

- 31 vs. N.C. State (2000 MicronPC)
- 25 vs. Texas Tech (2006 Insight)
- 24 vs. Virginia (2005 Music City)

Opponent

- 29 Texas Tech (2006 Insight)
- 26 Kansas (2008 Insight)
- 25 Oregon (2003 Sun)

Fewest First Downs**Minnesota**

- 14 vs. Washington (1961 Rose)

Opponent

- 8 UCLA (1962 Rose)

Penalties**Most Penalties Against****Minnesota**

- 14 vs. N.C. State (2000 MicronPC)

Opponent

- 13 Texas Tech (2012 Meineke)

Fewest Penalties Against**Minnesota**

- 1 vs. Central Michigan (2015 Quick Lane)
- 1 vs. Iowa State (2009 Insight)
- 3 vs. Washington (1961 Rose)

Opponent

- 1 UCLA (1962 Rose)

Most Yards Penalized**Minnesota**

- 107 vs. N.C. State (2000 MicronPC)

Opponent

- 135 vs. Texas Tech (2012 Meineke)

Fewest Yards Penalized**Minnesota**

- 5 vs. Central Michigan (2015 Quick Lane)
- 9 vs. Iowa State (2009 Insight)
- 19 vs. Oregon (2003 Sun)

Opponent

- 5 UCLA (1962 Rose)

Fumbles**Most Fumbles LOST****Minnesota**

- 3 vs. Missouri (2015 Citrus)

Opponent

- 3 Clemson (1985 Independence)

Fewest Fumbles**Minnesota**

- 0 five times, last vs. Texas Tech (2012 Meineke)

Opponent

- 0 seven times, last vs. Washington State (2016 Holiday)

Ready when the Gophers needed him, Tanner Morgan is seizing his shot at QB



By Tyler Mason (/author/tyler-mason/) 1h ago



When P.J. Fleck was introduced as the Golden Gopher football coach in January 2017, he rattled off several of his now-ubiquitous quips. His first sentence had “Ski-U-Mah” and “Row the Boat,” two things he now says at the end of every press conference.

One of the quotes from that day that has endured was one that isn’t used much anymore these days, but it made the rounds on Twitter and elsewhere when he uttered it.


“I eat difficult conversations for breakfast,” Fleck said that day when talking about how he embraced the challenge of rebuilding the program and culture at Minnesota.

Fleck knew things wouldn't be easy early on as the Gopher head coach, and his first season last year was a testament to that. As Fleck and his staff entered Year Two at Minnesota, one of the biggest decisions they had to make was choosing a starting quarterback.

That was another difficult conversation that Fleck had to digest. The easy part of that decision was telling true freshman Zack Annexstad that he was being handed the reins as the team's starter. The difficult part was telling redshirt freshman Tanner Morgan that he'd begin the year as the backup.

"Even when I had to sit there and tell him he wasn't going to be the starting quarterback, that's like telling your own son that you're not starting," Fleck said. "One of the most difficult conversations I've ever had to have with a player because he's like my son. I love him, just like everybody else."

Fleck and his staff had a deep connection with Morgan, who originally committed to play for Fleck at Western Michigan before changing his commitment to follow Fleck to Minnesota. The Union, Ky., native had offers from schools like Bowling Green and Louisville, but the Gophers became the only Big Ten school to offer Morgan.



Tanner Morgan relieved the injured Zack Annexstad during the Gophers' loss to Nebraska. He'll get his second start

After redshirting during his first year in Minnesota with Conor Rhoda and Demry Croft splitting time as the Gophers' quarterbacks in Fleck's first season, Morgan entered his redshirt freshman year with a chance to compete for the starting job. Annexstad, a true freshman who attended IMG Academy in Bradenton, Fla., eventually won the job.

Annexstad impressed early, throwing for 220 yards and a pair of touchdowns in his college debut against New Mexico State. That remains Annexstad's highest yardage total in a game this year, although he did throw for three touchdowns in Minnesota's loss to Iowa.

Along the way, Annexstad suffered an ankle injury that limited his mobility. He also wound up hospitalized with what was described as an internal injury sustained in the Gophers' road loss to Nebraska. Morgan replaced Annexstad in that game and gave Minnesota a much-needed shot in the arm after Fleck's team trailed 21-0.

Now after his first career start a week ago against Indiana, Morgan is poised to start again Saturday at Illinois. A lot has changed since that difficult conversation with Fleck before the start of the year, but Morgan has always been prepared for if and when his team needed him.

"You just have to be ready whenever your number's called each week. We just talked about one play away, so whatever happens, you have to be ready," Morgan said. "It was a tough conversation, but Coach has a lot of belief in me. That's something I'm just very thankful for, that all my coaches believed in me and gave me this opportunity to go out there and play with my teammates."

Fleck often reminds folks just how young his team is, with the majority of the roster comprised of freshmen. When your quarterback spot is a battle between a pair of freshmen, it makes you young at arguably the most important position on the field.

In their own right, Annexstad and Morgan have handled the pressure, sometimes making people forget they're freshmen. For that, Fleck has praised his two quarterbacks.


“We’ve got two freshman quarterbacks that you have two tough quarterbacks,” Fleck said. “All you need is one to be a tough team. You have two tough quarterbacks, you’re a tough team. That doesn’t mean you’re going to be a good team. You’re a tough team, though.”

As tough as Annexstad was playing through an ankle injury, his ailments eventually became too much and the Gophers handed things over to Morgan. The redshirt freshman’s first career start couldn’t have gone much better if you wrote a script for it.

With Minnesota reeling after its fourth straight loss, Morgan threw for 302 yards and three touchdowns to beat Indiana. He led a touchdown drive on the Gophers’ opening possession, which was capped with a 1-yard plunge into the end zone by Seth Green. That short run was set up by a 21-yard pass from Morgan to fellow freshman Chris Autman-Bell.

Morgan’s first touchdown pass of that game was a strike to Tyler Johnson, which put the Gophers up 14-9. On the next Minnesota possession, Morgan found Johnson again for the second time in the second quarter to build a 21-9 lead. Yet Indiana eventually mounted a comeback to tie the game at 31 with 3:57 to play in the fourth.

The teams traded punts without much time running off the clock, giving Morgan one last shot at late-game heroics. The play of the night came in the final minutes, when Morgan connected for a 67-yard touchdown to Rashod Bateman on the first play of the Gophers’ late-game drive to go up 38-31 with only 1:34 remaining.



Big Ten Network
@BigTenNetwork

That freshman  freshman connection!

Indiana scored 22 unanswered to tie it up, but @Tanner_Morg2 finds @R_bateman2 to give @GopherFootball a very late lead:

10:24 PM - Oct 26, 2018

144 39 people are talking about this

Fleck said offensive coordinator Kirk Ciarrocca asked on the headset if he wanted the Gophers to end the game. Translation: “Should we go for the big play?” Minnesota’s offense had been sputtering in the second half after a big first half and impressive start to the game by Morgan, so Fleck was all for doing something to put points on the board fast.

One play later, Morgan found Bateman, and the game was as good as over.

“He burns him on the route, but it’s the throw that keeps him in motion to continue to score,” Fleck said. “He didn’t have to come back, stop, underthrow. Great poise, great detection.”

“We were all confident in the play call. It was an outstanding play call,” Morgan said. “It was just a great response from our entire offense. Absolute belief in us and the play call. It was absolute outstanding protection up front. Rashod ran a great route, made an outstanding play. We just were able to respond as an offensive unit.”

For his efforts, Morgan earned the Big Ten Freshman of the Week honors. He also earned himself another start this Saturday in Champaign, Ill.

Just how long Morgan will remain the starter is a question that has yet to be answered. Right now, Fleck and the Gophers are taking it one week at a time with their quarterback situation. With Annexstad still not fully healthy, Morgan gets the nod at least once more.

But what if Morgan puts together another 300-yard, three-touchdown game like he did against the Hoosiers? Fleck and Ciarrocca might have no choice but to keep rolling with the hot hand if Morgan can lead Minnesota to its second straight win against a Fighting Illini

team that ranks second-to-last in passing defense (287.5 yards per game). The only team in the conference that gives up more yards per game through the air is Purdue, and Minnesota will face the Boilermakers one week after taking on Illinois.

A lot can happen between now and then, but Morgan could have a big say in who starts against Purdue based on what happens in Champaign.

“This is a very healthy quarterback competition,” Fleck said. “I don’t think this is a controversy. I think this is a competition, and they’re both competitors. They both want to play, and as we continue to go through the year, that’s what it’s going to be.”

Fleck said he’s open to the idea of playing both quarterbacks down the stretch if both are healthy, though, exactly how Minnesota would use Annexstad and Morgan in a game is unclear. Chances are the Gophers’ quarterback situation will continue to be a topic of discussion in the final weeks of the season.

The fact that Morgan is even in this discussion is the result of how he responded to a more difficult discussion he had with his head coach several months earlier.

“You can do two things. You can pout, put your head down and walk away, or you can sit there and say, ‘I’m ready. Whenever you need me, I’m ready.’ That’s exactly what he did,” Fleck said.

“He handles things in a very mature way. I’m really proud of the way he has because, if he didn’t, he doesn’t play like that.

“If he would have pouted and he would have been down in the dumps, he would never have played like that. This is why it’s a great lesson to all of our players. It doesn’t matter if you’re playing now; you’re one play away from being the starter or being the guy to have to go out there to win a football game against a Big Ten opponent like he did. I’m really proud of him.”

(Top photo of Tanner Morgan: Jesse Johnson / USA TODAY Sports)

What did you think of this story?

GOPHERS

Emerging receiver corps a bright spot for Gophers

OCTOBER 13, 2018 — 12:54AM

The pass floated deep down the sideline. In one fluid motion, Chris Autman-Bell turned his body, leapt and hauled in a 34-yard completion over an Iowa cornerback.

The very next pass was a jump ball in the end zone. Rashod Bateman outjumped his defender for a 3-yard touchdown catch.

One drive, two impactful receptions, and neither involved Tyler Johnson. This constitutes progress for the Gophers football team.

Their offense features a legitimate receiving corps for the first time in what feels like forever. Not just one guy. Or even two. They now have three receivers who look like they belong in the Big Ten.

The Gophers finally have a complement to Johnson, who performed as a one-man act last season. The two freshmen, Bateman and Autman-Bell, have combined for 41 catches for 477 yards in five games. Bateman also has three touchdown catches.

Former star Ron Johnson holds the program record for catches by a freshman at 38 set in 1998. Both Bateman and Autman-Bell could surpass that mark.

Their development is still its infancy. They are showing potential, not a finished product. Saturday's baptism into big-time football at Ohio State will serve as another valuable experience.

But in eye test and statistics, that position is the most improved on this 3-2 team by a country mile.

"Wide receiver is kind of our forte," P.J. Fleck said. "I think you're starting to see the development of a really special wide receiver unit here. That's something we wanted to create the day we walked in here."

They had the opposite last season. The Gophers owned one of the worst passing offenses in college football, and quarterback struggles weren't the lone culprit.

The receiver position was basically Tyler Johnson or nothing. Receivers accounted for only 66 total catches all season, 35 by Johnson.

Comparatively, the current trio already has 69 catches in five games. Of the team's 79 total catches this season, 73 have been by wide receivers — 92.4 percent, which ranks top five nationally.

The number of catches made by a wide receiver in the final two games last season could be counted on one hand. Two hands if one included the final four Big Ten games.

Their lack of production was embarrassing. Especially since the head coach played wide receiver in the NFL and previously coached that position in college and the NFL.

"When we go out to practice, the head coach above anything else is watching and evaluating and knowing the receivers and what they're doing," receivers coach Matt Simon said. "He's very conscious of the wide receivers. Certainly he's got a pulse of the entire football team, but when he's watching us at practice he has a very strong pulse of what we're doing. We want that pressure."

Johnson has become one of the Big Ten's best receivers despite uneven quarterback play throughout his career. Bateman is the fastest of the group. Autman-Bell has such strong hands that Fleck nicknamed him "Crab."

The program has produced star wide receivers in the past — Ron Johnson and Eric Decker specifically — but true depth at that position has been fleeting.



(http://media.startribune.com/images/ows_1639384348415/)
Gophers receiver Rashod Bateman, here trying to escape the grasp of Fresno State defensive back Anthoula Kelly last month, has 27 catches

Since 2008, only eight receivers total have caught at least 30 passes in a season. Never more than two in the same season. Barring injury, their three leading receivers should all reach that mark this season.

The most impressive aspect of strong starts by Bateman and Autman-Bell has been their ability to make contested catches that have a high degree of difficulty. Coaches call them 50-50 balls because the receiver and defender have equal shot at it. Fleck doesn't believe in that percentage.

"When they are 50-50 they need to be more like 90-10," he said. "That's how we look at 50-50 balls. I understand we are going to play against really good players but [the defense] should only win 10 percent of the time if it's a 50-50 ball."

That's confusing math, not to mention unrealistic expectations, but that illustrates Fleck's confidence in his receivers. The Gophers have legitimate talent at their coach's favorite position now.



Minnesota running back Mohamed Ibrahim (24) is tackled by Iowa linebacker Amani Jones (52) in the fourth quarter of an NCAA football game at TCF Bank Stadium on Saturday, Oct. 6, 2018. Iowa beat Minnesota, 48-31. (John Autey / Pioneer Press)

By **ANDY GREDER** | agreder@pioneerpress.com | Pioneer Press

PUBLISHED: October 10, 2018 at 3:45 pm | UPDATED: October 10, 2018 at 8:08 pm

Gophers running back Mohamed Ibrahim has had Rodney Smith speaking into one ear, Shannon Brooks in the other, and Kobe McCrary sending text messages and telephoning from afar.

All three of Minnesota's top rushers last year are doing all they can to help Ibrahim, this year's starter, navigate his redshirt freshman season.

“Rodney has always been watching film with me and teaching me techniques. Always in my head,” Ibrahim said. “He is the mental part. Shannon is always the physical part. He tells me to keep it going in practice because I get a lot of reps.”

Ibrahim finds himself in this leading role after McCrary graduated, Brooks tore the anterior cruciate ligament last winter, and Smith tore his ACL in the second game this year.

Ibrahim has 48 carries for 258 yards (5.4 per carry) in three games. He was the backup to Smith out of training camp and showed why with a 74-yard run in the 48-10 win over New Mexico State in the season opener.

But he was hurt on the play and missed the next two games, with Bryce Williams leading the way in two other nonconference wins. Then Ibrahim, of Onley, Md., returned to start both Big Ten games, including in front of 60 family and friends in the 42-13 loss at Maryland.

Brooks will soon be able to add a backfield boost. The senior, who will redshirt and play in only four games under the NCAA's new rule, has been participating in some contact drills during practice.

Brooks has gone through warmups before games. While he wears a new number (4), Gophers fans are reminded of the ability Brooks has shown over his first three years — a bruising style capable of busting off big runs. He has 1,728 yards over 28 games with 17 touchdowns, including five of 37 yards or longer.

While Brooks is not expected to play for Minnesota's game against Ohio State on Saturday in Columbus, his return sounds increasingly imminent.

"We want to make sure he feels 100 percent, not 98, he's 100 percent," Gophers coach P.J. Fleck said. "And that is what we are waiting for. I think we are getting closer."

In the meantime, the primary work load has gone to Ibrahim, with Williams filling in. Fleck has praised the strength coming from Ibrahim's 5-foot-10, 205-pound body, as well as his vision, which Smith has made his top character trait at Minnesota.

While Smith is seeking a medical redshirt to return for a sixth season next fall, he has show Ibrahim how to see more of the blocking scheme and defense.

"He put in work for it," Ibrahim said. "It's not like he woke up, and he had it. I definitely see how he got it."

Offensive coordination Kirk Ciarrocca has seen Smith and Brooks sharing their experiences with Ibrahim.

"I hear them talking to him," he said. "They will tell him, 'Hey, this is how we see that block or this is how we see this play.'"

From Brooks, Ibrahim has seen how "he just don't get tired. He is always up and has the energy, and he's someone I can learn from."

Soon, Ibrahim will be able to learn alongside Brooks.

Tags: [Gophers Football](#)

Andy Greder

Andy Greder covers the Gophers and Minnesota United for the Pioneer Press. Since joining the paper full time in November 2013, he has also covered the Timberwolves as a beat and spot duty from the Vikings to high schools. He was a part-time breaking news reporter at the Pioneer Press from 2011-13, when he was also a freelance writer and organic farmer. He started at the Duluth News Tribune in 2006, covering sports, news and business until living abroad in 2010.

 Follow Andy Greder @andygreder

As you comment, please be respectful of other commenters and other viewpoints. Our goal with article comments is to provide a space for civil, informative and constructive conversations. We reserve the right to remove any comment we deem to be defamatory, rude, insulting to

Chosen For You

Local

Sports



GOPHERS

Two Gophers linemen crunch bodies and numbers

Two Gophers linemen are in the Carlson School of Management.

By Randy Johnson OCTOBER 11, 2018 — 8:44PM

Sam Renner and Jared Weyler aren't your typical college students.

Throughout the week, they crunch numbers. They are enrolled in the University of Minnesota's Carlson School of Management, pursuing their master's degrees in accountancy.

On the weekend, they crunch opponents' bodies. Renner is a defensive tackle who rotates in for the Gophers, while Weyler is a third-year starting center. Both are focusing on football, while setting themselves up for life.

On a youth-filled Gophers team that is starting upward of eight freshmen, Renner and Weyler are two of eight players who already have their undergraduate degrees and are taking grad school classes.

"We want them to take their academics incredibly seriously," coach P.J. Fleck said of his players.

That's certainly the case with Renner and Weyler. Renner, a redshirt junior from Maple Grove, was named a Big Ten Distinguished Scholar for the 2017-18 school year, and Weyler, a fifth-year senior from Dayton, Ohio, is a semifinalist for the William V. Campbell Trophy, given to the top scholar-athlete in college football by the National Football Foundation.

While pursuing their master's, they've become masters in time management. Renner, who is taking 12 graduate credits this fall, typically wakes up at 6 a.m., goes to the football facility to work out, followed by practice that runs from 9:45 to about 11,



(<http://media.startribune.com/images/00001689308131594>)

Sam Renner, one of two Gophers working on a master's degree in accountancy, ran toward coach P.J. Fleck after being awarded a

watches film after practice and attends class from 2 to 6 p.m. "I'll come back and eat, then watch a little more film and end my day around 8, and then get ready for the next day," Renner said. "It's a pretty busy day, but prioritizing life is the key in making sure I set myself up for the future."

Fleck's practice schedule is a change from his predecessor, Tracy Claeys, who had the team practice in the afternoon. Weyler likes the move.

"Having practice in the morning has been a huge help," he said. "You have all the afternoon to do academics, then come back and get some film in."

Juggling football and grad school could be stressful, but Renner doesn't see it that way.

"Pressure is something you can control, and stress is something you can't. I viewed it more as pressure because it was self-paced," said Renner, who received his bachelor's degree in applied economics this summer. "I totally controlled how I did in the classes, and it was at my own pace. As long as I kept to a tight schedule, I was able to finish."

Added Weyler, who double-majored in accounting and entrepreneurial management: "The support services they provide here is amazing. Whenever you need a tutor, you can get a tutor. It's been challenging, but they help you a lot with it."

Both linemen aren't only excelling in the classroom, they're contributing on the field, too. Weyler was graded the fourth-best offensive lineman in the Big Ten through the first five weeks by Pro Football Focus' college evaluators. Renner made six tackles against Iowa. "I tell you what, Sam Renner showed up," defensive coordinator Robb Smith said. "He was one of the big reasons our front seven had success."

Weyler plans on entering a career in public accounting and wants to work for one of the Big Four firms in the tax field. Renner said he plans on passing the CPA exam, then likely go into finance after he finishes his master's in December 2019. Football, however, isn't done yet.

"Obviously, you want to push football as far as you can, but football ends for everybody at some point, some longer than others," Renner said.

Randy Johnson covers college football for the Star Tribune. Twitter: @RJSTrib. E-mail: rjohnson@startribune.com

No kicker issues here: Emmit Carpenter and his reliable leg anchor the Gophers



By Tyler Mason (/author/tyler-mason/) 6m ago



Like just about everybody else in the state of Minnesota, Emmit Carpenter was glued to the back-and-forth action between the Vikings and Packers on Sunday.

Carpenter, a senior kicker on the Gopher football team, experienced that game's highs and lows — and ultimately, the anticlimactic tie — just like all the other fans watching it. Unlike most others in the Land of 10,000 Lakes, though, Carpenter was rooting for his hometown Packers to pull out a win in the latest installment of the historic rivalry.

When Vikings kicker Daniel Carlson missed what would have been the game-winning field goal in overtime, most Packers fans were happy. But Carpenter, a Green Bay native, had mixed emotions.

“All the specialists across the country, we really do think of it as a big fraternity because most of us train together in the offseason and get to know each other as kickers and as friends,” Carpenter said. “I’ve gotten the chance to kick with Daniel Carlson a few times. He’s an incredible kicker, but I think it’s more important to notice that he’s an even better person than he is a kicker. I have no doubt in my mind that he’ll bounce back from this. He’s going to end up having a great career.

“You can’t let one game or one kick define you.”

That one game resulted in the rookie Carlson losing his job (<https://theathletic.com/530592/2018/09/17/daniel-carlsons-missed-field-goals-cost-the-vikings-a-win-and-cost-him-his-job/>), as the Vikings opted to bring in veteran Dan Bailey to take over the kicking duties. While Carpenter hopes his counterpart lands a job elsewhere, he was reminded of just how fickle life as a kicker can be.

Carpenter says he relishes the opportunity to watch NFL games, noting that the kickers in any given game are among the best in the world at their craft. The Ashwaubenon High grad uses those chances to take notes as he studies other kickers — both during their successes and, in Carlson’s case, ~~their failures~~.

“It’s an awesome thing for me to get there and watch these guys kick because whether they’re making kicks or missing kicks, there’s something in it for me that I can learn from them,” Carpenter said. “Coach (P.J.) Fleck says all the time, there’s two ways to learn. There’s the easy way and the hard way. The easy way is watching guys make mistakes like that. And the hard way would be for me to make the mistakes on my own. ... It rings true to kickers on any team at any level that any time you’re called upon, it’s crucial for you to do the job that you’re asked to do for your teammates.”

So far, Carpenter has done his job when called upon by Minnesota. Through three games of his senior season, Carpenter has converted on 82 percent (41-of-50) of his career field-goal attempts, the highest accuracy of any kicker in Gopher history.


To trace Carpenter’s path to Dinkytown, you have to start just down the road from where Carpenter missed his third and final kick.

Ashwaubenon High is just a mile and a half southeast of Lambeau Field. It's where Carpenter starred as a multi-sport athlete: football, baseball, basketball and track. But Carpenter's strong leg was ultimately his athletic trait that stood out the most.

Ashwaubenon football coach Mark Jonas knew for a while that his team's kicker had a big leg. Early in Carpenter's senior season is when Jonas truly understood just how well Carpenter could kick the ball.

"We started trying to figure out in Game One of his senior year if we could just take a timeout and try to kick a state record 64-yard field goal," Jonas said. "When you're talking about kicking one like that and you're not even joking about it, you know the kid is legit."

The opportunity to try the 64-yarder never came to fruition, but Jonas said Carpenter would routinely drill field goals from 55-58 yards in practice. His longest in a game his senior year was 50 yards. Carpenter eventually earned a five-star kicker rating from the Kohl's Kicking Academy, which has become a premier camp for some of the nation's top punters, kickers and long snappers. Carpenter ranked No. 19 overall on the Kohl's list of kickers in 2014 — a list topped the previous year by Daniel Carlson. Fifteen spots ahead of him was a kid from Tennessee named Rafael Gaglianone, who wound up receiving an offer from the Wisconsin Badgers.



Punter Jacob Herbers has doubled as Emmitt Carpenter's holder each of the past three seasons, giving the kicker an extra jolt of confidence. (Photo: Jesse Johnson/USA TODAY Sports)

That meant Carpenter's home-state university passed on him, despite Jonas' best efforts to help his kicker end up in Madison.

"We really pushed Wisconsin hard to bring Emmitt down," Jonas said. "They had Gaglianone, so they didn't feel like they needed to bring in another kicker. I don't think anybody around here looks cross-eyed at Emmitt for going to a place that, No. 1, wanted him, and two, he's been that successful at."

In a day and age when kickers at both the college and professional levels can be erratic, Minnesota has been able to appreciate some stability not just from its kicker but from the entire group of specialists. For the third year in a row, the Gophers have the same kicker, punter (Jacob Herbers) and long snapper (Payton Jordahl). Herbers is also the holder on Carpenter's field goals and extra points.

In the world of football, specialists tend to form an especially tight-knit bond. That's no exception with Carpenter and his fellow special-teamers, who work together like a well-oiled machine.

“Having the confidence in Jake holding, that it’s going to be perfect laces and a perfect spot every time is huge,” Carpenter said. “And then of course you can’t leave Payton Jordahl out of the equation, either. Payton is so good at what he does that it’s gotten to a point where Jake rarely has to spin the ball anymore. He just catches it and sets it down because the laces are perfect. Having the relationship with those guys is huge.”

It was Carpenter’s relationship with another specialist that wound up paving the road from Green Bay to Minnesota. That specialist also happened to be Carpenter’s former babysitter.

The Mortell and Carpenter families lived close enough together in Green Bay that Emmitt could kick a football from his house to the Mortell’s across the street. It also meant that Peter Mortell could easily punt the football back to the Carpenters’ house. Separated in age by three years, Mortell was old enough that he eventually babysat young Emmitt.

While Carpenter attended Ashwaubenon High, Mortell went to Notre Dame Academy a few miles away. The two still formed a bond early in life that eventually resulted in both boys heading west to Minnesota.

“We ended up going from me being his babysitter to being really good friends,” Mortell said.

Mortell arrived in Minneapolis in 2011 and redshirted during his first year with new Gophers head coach Jerry Kill. Mortell saw limited action in 2012 before assuming full-time punting duties the following year in 2013.

That also happened to be Carpenter’s senior year of high school, and Mortell didn’t think his neighbor was getting enough looks from colleges.

“It was pretty clear that he would have an opportunity at the next level to kick. The attention that he was getting wasn’t really representative of how good he was and how good he could be,” Mortell said. “I actually mentioned it to our special teams coach at the time. I said, ‘Hey, you should give this kid a look. I think he’s a lot better than the attention he’s getting.’”



In October 2016, Carpenter got his lone shot at a game-winner, making a 28-yarder in the waning seconds against Rutgers to give the Gophers a 34-32 win. (Photo: Jesse Johnson/USA TODAY Sports)

Carpenter came to Minnesota for a one-day camp and impressed the coaches. Soon enough, he was headed to join his old babysitter in maroon and gold.

“He kicked himself right onto the roster,” Mortell said. “He’s earned everything he’s been given and he’s done everything the right way.”

When the time came for Mortell to move on from college football, Carpenter wanted to make sure he carried on the Green Bay legacy in Minneapolis. Carpenter eventually took over as Minnesota’s kicker in 2016, the year after Mortell graduated.

Off the field, Mortell also helped pass the torch to Carpenter. The latter approached Mortell about continuing some of the charity work that Mortell had done during his playing days, including work with the Children’s Hospital. Carpenter’s off-the-field merits helped him earn the Tony Dungy Character and Community Service Award after his junior season last year.

“He’s just an All-American dude,” Mortell said. “He’s a great guy. He’s a hell of a kicker, but he’s a better person.”

Jonas noted that teachers and coaches alike loved having Carpenter in their classroom or on their roster. That hasn't changed in college.

"He's amazing at how he takes these young people under his wing. No matter if they're ever going to kick here or not, or they're a wide receiver or a defensive back, everybody on this football team likes Emmitt Carpenter," Fleck said. "I take that back. Everybody loves him. I'm not sure if they all like him, but they all love him because they respond to him when he leads and he has their respect, and they know that he sacrifices a lot for them."

As the 3-0 Gophers prepare to face Maryland this Saturday in their first Big Ten game of the 2018 season, they'll do so knowing they have a reliable presence ready to line up and kick whenever they may need him. Entering Saturday, Carpenter has made 13-of-14 field goals on the road during his college career.

If Carpenter does miss a kick, he's learned enough lessons — both the hard way and the easy way — to ready himself for his next opportunity.

"As much as you can tell yourself to forget about what happened 20 minutes ago, you can always have that little piece of doubt creep into your mind," Carpenter said. "Our coaches really teach us having a short memory span of a couple minutes, just to learn from either your success or your failure, and just being able to respond to it."

(Top photo: Jesse Johnson/USA TODAY Sports)

What did you think of this story?



MEH



SOLID



AWESOME

Tyler Mason (/author/tyler-mason/) is a contributing writer for The Athletic Minnesota, covering the Lynx. Mason has covered just about every team in the Twin Cities in some capacity since 2011, including more than four years as the Minnesota Twins and University of Minnesota football and basketball beat writer

THE LEAD

From Minneapolis North to the Gophers, Tyler Johnson is right at home

Tyler Mason (/author/tyler-mason/) Sep 7, 2018

 10 

Tyler Johnson takes pride in where he's from. He represents Minneapolis' North Community High School wherever he goes, speaking fondly about the place he calls home.

The Gophers' junior wide receiver and former high-school quarterback grew up in north Minneapolis, just blocks away from the high school. When the time came for the talented two-sport athlete to attend high school, though, Johnson nearly opted to leave the city's northside.

"I think probably two days before school, I ended up going to the open house or freshman orientation," Johnson recalls. "It was really a (last-minute) decision."

Johnson considered other schools in the area for his high-school education. Minneapolis North football coach Charles Adams, who first saw Johnson play during the summer before his freshman year, was convinced that Johnson was headed to the Academy of Holy Angels, the private school in Richfield that produced NFL star Larry Fitzgerald.

Of course, Adams secretly hoped Johnson would change his mind and stay home. Not wanting to sway Johnson's decision one way or the other, though, Adams played it cool.

“I couldn’t compete with that. You can’t compete with a private school if you’re a public school,” Adams said. “We had just had a losing season a year before. I kind of just didn’t push the issue like, ‘Man, come play for me. I need you.’ I was just like, ‘I’m just glad you’re working out. I enjoy seeing what you do.’”

The Polars didn’t have the history of a school like Holy Angels or a few of the other programs Johnson considered. In fact, they didn’t win a single game the year before Johnson arrived. There was something about staying home, though, that appealed to Johnson. So he chose walking to school at North over longer commutes and earlier mornings. He chose to bring his athletic talent to a program that desperately needed it.

And he might not have realized it at the time, but he chose to revitalize a team, a school and a community.


Before he decided to attend Minneapolis North, Johnson nearly made a different decision that would’ve drastically altered his path.

He almost quit playing football.

“In all honesty, I remember this conversation like it was yesterday. I walked into my mom’s room,” Johnson said. “I had told her, ‘I don’t know if I want to play football.’ I was a little guy. My freshman year, I wasn’t so big. I just walked in there and I was like, ‘I don’t know if I want to play football and be one of the littlest guys on the team.’ She said, ‘You’re going to grow. You’re going to get big.’ After that, I just stuck with football.”

Johnson also stuck with basketball throughout high school, and he did eventually grow. So, too, did the Polars’ stature in the Minnesota prep football world.

Adams did something he hadn’t done before when he started Johnson at quarterback as a freshman because, as he put it, “I didn’t win any games with starting a senior.” A rough freshman year took a turn in the right direction during his sophomore year. By the time Johnson was a junior, he started to turn some heads. The Polars went 8-0 in the regular season, led by an impressive year from their playmaking quarterback.



A photo collage at Minneapolis North of the 2014 team that Tyler Johnson led to the state title game. Johnson is No. 10, third from right, in the team photo at the top. (Credit: Tyler Mason)

Once Johnson's senior year came around, the hype train was full steam ahead. Colleges started calling Adams and showed up to games with scholarship offers for Johnson. First, it was Iowa, which offered Johnson a scholarship as he and the Polars walked into their locker room after a game. An impressive run by Johnson on an 80-yard touchdown after North went for it on fourth down helped impress the Hawkeyes brass.

"I don't know why we went for it, but we did," Adams said. "We went for it because we've got Tyler Johnson."

The Iowa offer opened the floodgates for other schools, but the hometown Gophers still needed some persuading. Adams says he reached out to then-coach Jerry Kill and defensive coordinator Tracy Claeys, insisting he had a player they needed to check out. Claeys, who took over the Gopher program when Kill retired for health reasons, wound up attending several Minneapolis North games. Like other coaches that came to watch Johnson, he was impressed.

"He was like, 'Holy smokes. This kid is good. He can play anywhere on the field,'" Adams said. Minnesota eventually offered Johnson a scholarship, and the kid from Minneapolis decided to stay in Minneapolis. Though he had other offers, the chance to play in his home

state was too good for Johnson to pass up.

“It was a big decision for me. I’m the oldest sibling. I wanted to stay close to my family,” Johnson said. “At the same time, I also wanted to play at a Power 5 school. Coming here, I feel I was at home — which I am, not too far from it. I can always go back whenever I want to.”

Staying close to his roots was important for Johnson, as he continues to give back to the community that rallied around him during his high school days. Johnson still tries to make it back to Polars games whenever he can. Not just the high school football team, either. He likes catching any level of game he can back in north Minneapolis.

The Polars, including Johnson’s younger brother Tayler, went on to win the state championship in Class A one year after Johnson led the Polars to the title game. They’ve continued to win games ever since he left his mark on the program.

Johnson relishes the opportunity to be a mentor to Adams’ current players. On multiple occasions, he’s asked his former coach to talk to the team before games.

“I want those guys to hear my voice,” Johnson said. “I was in their shoes not too long ago. I just want them to know they can do whatever they believe they can. Basically, I told them it’s going to be a lot of people doubting you guys, but keep playing hard, keep doing what you do. Even if you’re an underdog, just go out there and play.”

Johnson has endured some changes in just over two years in Dinkytown. Already, he’s on his second head coach, is playing in his second offensive system and is catching passes from his fourth quarterback. Not to mention, he’s doing all of that while playing a position that’s still very much new to him.


Because Johnson was so skilled as a quarterback, Adams and the North coaching staff never found a good time to use Johnson at wide receiver. Johnson would ask his coach for some late-game reps, but it never happened. So he went to the University of Minnesota without any game experience at receiver.

Johnson's freshman campaign at Minnesota was mostly unremarkable. He had one start as a true freshman but had just 14 catches in 13 games as he continued to adjust to his new position. Johnson found the end zone only one time that year when he connected with quarterback Mitch Leidner for a 13-yard score against Indiana State.

Despite Minnesota's inconsistencies at quarterback last year, Johnson managed to have a breakout season. He emerged as the Gophers' leading receiver with 35 catches for 677 yards and seven touchdowns. Johnson had 545 more receiving yards than the next-highest Minnesota receiver in 2017, and no other Gopher wide receiver had a touchdown catch last season.

Once again, Johnson is being thrown to by a new face at quarterback. True freshman walk-on Zack Annexstad took the snaps for Minnesota last Thursday in a win against New Mexico State and will once again line up under center this Saturday when the Gophers host Fresno State.

Already, Annexstad and Johnson seemed to have formed a connection. The former found the latter for five catches, 100 yards and a pair of touchdowns in last week's season opener.



Minnesota on BTN

@MinnesotaOnBTN

Touchdown No. 1 of many for @GopherFootball's @T_muhneyy10.



6:34 PM - Aug 30, 2018

201 49 people are talking about this

“I would say that last year with the breakout year, I just went out there and was confident about what I was doing,” Johnson said. “From freshman year to sophomore year, you build confidence by going out there and playing on the field.”

Some of Johnson’s success is due to his natural athleticism, something he showed on a regular basis while dominating defenders with his speed and elusiveness. Much of the success Johnson’s had with the Gophers, though, is due to a work ethic that’s been with him for a long time.

Minnesota offensive coordinator Kirk Ciarrocca gives credit to Johnson and to wide receivers coach Matt Simon for the emergence of the Minneapolis native last season.

“Tyler made a decision that his attention to detail and his work ethic from January on has just been unbelievable,” Ciarrocca said. “It was the first few spring practices, he probably dropped three or four balls that were catchable for him. There was no concern in any of us. Just the way he was working, this guy’s going to continue to get better every day. That’s what he’s done. His consistency’s there. He’s a very good player, and he’s a very good player every play. That’s the key.”

Fleck and his staff established a track record of coaching up wide receivers when he was at Western Michigan. The most notable example of that was Corey Davis, who came to Kalamazoo as a two-star recruit and left the school as the all-time leader in receiving yards in FBS history (5,285).

It wasn’t just Davis — who was drafted fifth overall by the Tennessee Titans in 2017 — who thrived as a Broncos receiver under the tutelage of Fleck and Simon, who also worked under Fleck at Western Michigan. Daniel Braverman finished the 2015 season with 1,367 receiving yards alongside Davis.

Johnson isn’t on that same level just yet, but Fleck has seen Johnson buy into what the coaching staff is trying to instill in him as he continues to develop as a receiver.

“It’s not just a coach. It’s a true system of developing wide receivers. That’s what we do,” Fleck said. “There’s a system to developing wide receivers here to go on — if they want — to play in the National Football League at a very high level. Our background speaks for itself in


that. So I think he's now seeing it not just as, 'I'm getting coached to do this route.' He sees it as the system of developing an elite wide receiver, and he's becoming that."

Adams believes Johnson can follow the path that some of Fleck's former receivers took to the NFL.

"He's going to be playing Sundays. I've been saying that since he was a freshman," Adams said. "I will say that I can't hold myself to being a Green Bay fan if he played for the Packers."

With everything Johnson has done athletically and academically, he's had the support of an entire community in north Minneapolis. That state championship game his senior year at North?

Pictures of North football players past and present line the walls of Adams' office at the high school. The Polars coach, who also serves as a Minneapolis police officer, takes pride in a few photos in particular. One is of a conversation he and Johnson had during a game in which Johnson strongly encouraged his coach to call for a field goal, despite the team having never practiced kicks that year. (The Polars made the field goal just before halftime.)



Head coach Charles Adams shows off a picture of Tyler Johnson from his days at Minneapolis North. "He energized

this program, this school to get going,” Adams says. (Credit: Tyler Mason)

Another picture Adams is quick to point out is from that state championship game from Johnson’s senior year — a game that just so happened to be played at TCF Bank Stadium, Johnson’s future college home. In the foreground is Johnson in his No. 10 jersey under center against the Minneota defense. The background is filled with North Minneapolis fans decked in their school’s black and blue colors in the stands.

That picture was a symbol not only of how far Johnson helped take his team, but how much love the north Minneapolis community has for the local kid.

“I think that before he got here, the school was in a condition where people were leaving and they were talking about shutting down,” Adams said of the high school, which came close to extinction in 2010 due to low enrollment. “I honestly believe that Tyler Johnson was the reboot and the start of this neighborhood and a breath of fresh air. He energized this program, this school to get going. He became the face of North High.”

Now the Gophers hope Johnson can become one of the faces of Minnesota’s program. On one of the youngest rosters in college football, Johnson has emerged as a leader not only among the receivers but on the Gopher offense. The soft-spoken receiver mostly leads by example but has no problem taking charge when he has to.

Johnson is not just a leader for his teammates at Minnesota. He continues to lead the way for those on the northside of Minneapolis.

“I’ve always been a leader everywhere I’ve been in my life, knowing that I’ve got to do the right thing,” Johnson said. “Coming from where I come from, there’s not too many people that make it this far. I’m leading now for other people in my community as well, trying to make sure that somebody is making it out of there.”

(Top image: Tyler Johnson celebrates one of his two touchdown catches from last Thursday’s season opener against New Mexico State. Credit: Hannah Foslien/Getty Images)

What did you think of this story?

GOPHERS

Twins Julian and Jacob Huff both plan on making impact for Gophers as seniors

The Huff twins intend to make big impacts this fall with the Gophers

By Marcus Fuller (<http://www.startribune.com/marcus-fuller/388384352/>) Star Tribune

AUGUST 10, 2018 — 8:41AM

Growing up in the Chicago suburb of Bolingbrook, Ill., identical twins Julian and Jacob Huff turned heads on the football field, but not typically at the same time.

If one of the twins played well, the other usually struggled.

"It's always been a running joke in our family," said Jacob, a Gophers senior defensive back. "Even before college in high school, it was like one of us was hot and one of us was cold."

The Huff brothers have been models of hard work and academic achievement for the Gophers. They're still waiting for that one season when they can make an impact together on the field. They have one last shot as seniors.

"We're looking forward to both of us being hot," Jacob said. "That's the plan."

Julian was in the Gophers linebacker rotation earlier in his career, even starting a couple games in 2015 and 2016. But he went from 52 tackles combined his first two years to just 11 battling injuries last season.

Meanwhile, Jacob went from seven combined tackles as a freshman and sophomore to a breakout junior year with 65 tackles and a team-best three interceptions in 2017.

"Jacob really hit the ground running when [Gophers coach P.J.] Fleck came in," Julian said. "I was late to the party coming off an ankle surgery, and then having another foot surgery later that spring."

Dealing with injuries and the adjustment of playing for three head coaches (Jerry Kill, Tracy Claeys and Fleck) made it hard for the Huff twins to find stability to begin their college career. Having family nearby helped.

Their older sister and brother, Jan and Jaden, lived in Minnesota and went to St. Cloud State. Jaden played football there for two years before transferring to Northern Illinois.

"Your first year or so in college is a real big adjustment period," said Jaden, a redshirt senior running back at Northern Illinois. "We were able to bring a family dynamic up there. So the adjustment wasn't as hard for them."

Although he's never started a game for Minnesota, Jacob is ready for a leadership role and likely will be the starting safety alongside Antoine Winfield Jr. He credits mentors such as former Gophers standouts like Briean Boddy-Calhoun, Eric Murray and Damarius Travis, who made the NFL.

"Those were the guys who I strived to be," Jacob said. "They had so much knowledge about the game, and they were in the film room more than anyone on the team. And it showed. Being behind those guys and being a sponge really helped me at the end of my career."

Julian's battling to start at weakside linebacker with fellow senior Blake Cashman, now both finally healthy.

"We are well balanced on the defense having leaders like Carter Coughlin on the D-line, myself and Thomas Barber with the linebackers," Julian said.

Gophers fans might recall Julian's freshman debut with seven tackles against Texas Christian in 2015. Three years later, that still is his best tackling total, but Julian (6-foot, 225 pounds) and Jacob (5-11, 210) don't only judge themselves on football exploits.

Julian, an All-Big Ten academic selection last season, graduated in three years with an applied economics degree and is in a graduate certification program in nonprofit management. Jacob, a business and marketing major, interned with Northwestern Mutual this summer.



(http://stmedia.startribune.com/images/ows_1533870/)
ELIZABETH FLORES • LIZ.FLORES@STARTRIBUNE.COM

Linebacker Julian Huff, left, and defensive back Jacob Huff, his twin brother, plan on having big senior seasons for the Gophers, breaking...

The Huffs bought into Fleck's culture from the start and set examples for teammates to follow off the field, so they're confident the consistent play together on the field will come soon.

"Coach talks about all areas of your life athletically, academically, spiritually and socially," Jacob said. "Once all the other stuff comes together, then everything on the field translates. If you're a good player and smart player, you follow the culture, you're able to make plays and play well."

marcus.fuller@startribune.com

Marcus_R_Fuller