



GEORGIA TECH BASKETBALL 2018-19

ACC Champions 1985, 1990, 1993 • Final Four 1990, 2004 • 16 NCAA Tournament appearances

2018-19 Schedule/Results

N3	FLORIDA TECH (exhibition)	W, 87-36
N9	LAMAR	W, 88-69
N13	at Tennessee (6/6)	9 p.m.
N16	EAST CAROLINA	7:30 p.m.
N21	TEXAS RIO GRANDE VALLEY	7:30 p.m.
N23	PRAIRIE VIEW A&M	4 p.m.
N28	at Northwestern+	9:15 p.m.
D1	vs. St. John's (Miami, Fla.)#	12 p.m.
D9	FLORIDA A&M	2 p.m.
D17	GARDNER-WEBB	7:30 p.m.
D19	at Arkansas	9 p.m.
D22	GEORGIA	12 p.m.
D28	KENNESAW STATE	4 p.m.
J2	USC UPSTATE	7:30 p.m.
J5	WAKE FOREST	2 p.m.
J9	VIRGINIA TECH (15/17)	7 p.m.
J12	at Syracuse (16/14)	6 p.m.
J16	at Clemson (22/23)	9 p.m.
J19	LOUISVILLE	4 p.m.
J22	NOTRE DAME	7 p.m.
J26	at Duke (4/3)	12 p.m.
J29	NORTH CAROLINA (8/7)	7 p.m.
F2	at Florida State (17/15)	12 p.m.
F6	CLEMSON (22/23)	7 p.m.
F10	at Notre Dame	6 p.m.
F13	at Virginia Tech (15/17)	8 p.m.
F16	FLORIDA STATE (17/15)	2 p.m.
F20	PITTSBURGH	9 p.m.
F23	at Miami	2 p.m.
F27	at Virginia (5/5)	7 p.m.
M3	BOSTON COLLEGE	6 p.m.
M6	at NC State	9 p.m.
M12	ACC Tournament (Charlotte, N.C.)	

+ACC-Big Ten Challenge; #Hoophall Miami Invitational (Miami, Fla.)
All times Eastern; home games in ALL CAPS
(AP/USA) - rankings in AP/coaches polls at time of game, current rankings for upcoming games (rv=receiving votes)

TELEVISION: ESPN2

Play-by-play	Karl Ravech
Analyst	Jimmy Dykes

RADIO: Georgia Tech IMG Sports Network

Play-by-play	Andy Demetra
Analyst	Randy Waters
Engineer	Miller Pope
In Atlanta	680 AM, 93.7 FM
Satellite	XM 193, Internet 955
Online	GT Gameday App, Rambliwreck.com
Tuneln	buzz.gt/LiveTuneln

COMMUNICATIONS

GTMBB contact	Mike Stamus
Phone	404-894-5446 (ofc), 404-218-9723 (cell)
E-mail	mstamus@athletics.gatech.edu

SOCIAL MEDIA: #TogetherWeSwarm

Official Twitter/in-game updates	@GTMBB
Coach Josh Pastner	@GTJoshPastner
Facebook	gtmensbasketball
Instagram	gtmensbasketball

GEORGIA TECH (1-0, 0-0 ACC) vs. TENNESSEE (2-0, 0-0 SEC)

GAME 2 • November 13, 2018 • 9 p.m. • Thompson-Boling Arena • Knoxville, Tenn.

About Tuesday's Game

Georgia Tech continues its 104th season of basketball Tuesday night when the Yellow Jackets travel for the first time, taking on No. 6 Tennessee at 9 p.m. at Thompson-Boling Arena in Knoxville, Tenn.

Tech (13-19, 6-12 ACC in 2017-18) has entered its third season under head coach Josh Pastner, beginning the year on the right foot with an 88-69 victory at home over Lamar on Friday night.

Tennessee (26-9, 13-5 Southeastern Conference in 2017-18), which shared the conference title last year, has beaten Lenoir-Rhyne (86-41) and Louisiana (87-64) at home to begin the Volunteers' fifth season under head coach Rick Barnes.

Tuesday's game will be broadcast live on ESPN2 and streamed live through the ESPN app. Radio coverage is provided on the Georgia Tech IMG Sports Network, airing in Atlanta on 680 AM and 93.7 FM the Fan. The Tech broadcast can also be heard on satellite radio (XM ch. 193, internet ch. 955).

Starting Lineup

- **104th season** - Georgia Tech is playing its 104th season of basketball and has an all-time record of 1,363-1,226.
- **Discharged** - Tuesday night's game is the last of a four-game series between the Yellow Jackets and the Volunteers.

GAME INFORMATION

Site	Knoxville, Tenn.
Venue	Thompson-Boling Arena
Series vs. Tennessee	UT leads, 44-28
On the road	UT leads, 25-9
Last meeting	UT d. Tech, 77-70, 12/3/2017 in Atlanta

GEORGIA TECH YELLOW JACKETS

2018-19 rankings (AP/coaches/RPI)	nr / nr / nr
2018-19 record	1-0 (1-0 home, 0-0 away, 0-0 neutral)
Head coach	Josh Pastner (Arizona, 1997)
Career record/at GT	202-108 (9th yr) / 35-35 (2nd yr)
Pastner vs. Tennessee	3-4
Next Game	Nov. 16 vs. East Carolina

TENNESSEE VOLUNTEERS

2018-19 rankings (AP/coaches/RPI)	6 / 6 / nr
2018-19 record	2-0 (2-0 home, 0-0 away, 0-0 neutral)
Head coach	Rick Barnes (Lenoir-Rhyne, 1977)
Career record/at UT	663-358 (32nd yr) / 59-44 (4th yr)
Barnes vs. Georgia Tech	7-4
Next Game	Nov. 21 vs. Louisville (Brooklyn, N.Y.)

ROSTER AT-A-GLANCE (#indicates last game starters)

4	Brandon Alston..... G 6-5200.....r-Sr..... Vienna, Va.5.4 ppg.....1.8 rpg > Graduate transfer in final year of eligibility at Tech; started 19 games, double figures in six games in 2017-18
10	Jose Alvarado# G 6-0174.....So. Brooklyn, N.Y.12.1.....3.7 > Started all 25 games in 2017-18 until dislocating elbow Feb. 11, averaged more minutes than any DI freshman
1	James Banks III..... F 6-10240..... Jr..... Decatur, Ga.....1.7.....2.3 > Transfer from Texas, must sit out the 2018-19 season, played in 46 games over two seasons
3	Evan Cole#..... F 6-9211..... So. Cumming, Ga.3.2.....2.6 > Started last seven games of 2017-18, averaged 6.3 ppg, 5.3 rpg, 26.6 mpg over last eight games
0	Michael Devoe G 6-5187..... Fr..... Atlanta, Ga.....--.....-- > Four-star, consensus top-50 prospect played at national prep champion Montverde Academy
34	Abdoulaye Gueye# F 6-9213..... r-Sr..... Dakar, Senegal5.9.....4.4 > Started 23 games, averaged 8.1 ppg, 52.2% FG, 5.6 rpg in his ACC starts with six double-figure scoring games
13	Curtis Haywood II# G 6-5198..... So. Oklahoma City, Okla.5.3.....2.9 > Sidelined last month of season with stress reaction in right leg, played 15 games, starting seven, 37% 3-pt FG
11	Evan Jester F 6-6180..... Fr..... Riverdale, Ga.0.3.....0.3 > Non-scholarship player from Sandy Creek HS, played in 3 games
12	Khalid Moore..... F 6-7187..... Fr..... Briarwood, N.Y.....--.....-- > Three-star composite ranking ranked No. 3 in the state of New York, attended Archbishop Molloy HS
24	Sylvester Ogbonda C 6-10239..... r-Jr. Port Harcourt, Nigeria.0.8.....0.8 > Played in eight games (21 minutes) last season, 16 over his first two seasons
2	Shembari Phillips# G 6-3202..... r-Jr. Atlanta, Ga.....6.2.....3.1 > Transfer from Tennessee, sat out the 2017-18 season, played in 64 games, 24 starts, over two seasons
55	Malachi Rice G 6-0180..... Fr..... Indianapolis, Ind.0.0.....0.0 > Non-scholarship player from Brebeuf Jesuit Prep School
32	Avi Schafer C 6-8231..... Fr..... Osaka, Japan0.0.....0.5 > Non-scholarship player from Brewster Academy in New Hampshire, played in 4 games
35	Kristian Sjolund..... G 6-8191..... Fr..... Katy, Texas--.....-- > Three-star composite ranking, known for his versatility; native of Norway who prepped at Tompkins HS in Texas
5	Moses Wright..... F 6-9210..... So. Raleigh, N.C.3.6.....3.4 > Started last five games in 2017-18 but played significant minutes in last eight (4.3 ppg, 4.9 rpg, 23.1 mpg)

TECH NOTEBOOK

Tech Team Statistics

Category	2017-18	#ACC	*NCAA
Scoring offense	65.7	14	329
Scoring defense	67.9	4	57
Scoring margin	-2.2	14	250
Field goal pct.	.425	13	282
Field goal pct. def.	.429	9	109
3-pt FG pct.	.318	14	325
3-pt FG made	4.9	15	346
3-pt FG pct. def.	.379	14	320
3-pt FG allowed	7.1	--	--
Free throw pct.	.713	9	171
FT made	13.7	11	207
Rebound average	33.9	12	253
Rebound margin	+0.1	12	193
O-Reb per game	10.4	9	153
D-Reb per game	23.4	15	297
Assists per game	12.7	13	239
Assist/TO ratio	1.0	13	223
Turnover margin	-0.2	12	209
Turnovers per game	12.8	12	168
Turnovers forced	12.6	8	212
Blocks per game	5.3	3	11
Steals per game	6.9	5	84
Fouls per game	16.7	11	78

#ACC rankings through games of April 2
**NCAA rankings (351 teams ranked) through games of April 2*

Games Started

Player	Consec.	2017-18	Career	Conf.
Brandon Alston	0	18	29	21
Jose Alvarado	1	25	25	12
James Banks III	0	0	0	0
Evan Cole	8	8	8	6
Michael Devoe	0	0	0	0
Abdoulaye Gueye	1	27	27	14
Curtis Haywood II	1	8	8	0
Khalid Moore	0	0	0	0
Sylvester Ogbonda	0	0	0	0
Shembari Phillips	1	1	25	11
Kristian Sjolund	0	0	0	0
Moses Wright	5	10	10	4

**includes starts at previous school*
Career ACC includes ACC Tournament starts

Non-Conference Breakdown

Team	Conf.	Rec.	Conf. RPI*	Result
Arkansas	SEC	23-12 10-8	30	--
East Carolina	AAC	10-20 4-14	274	--
Florida A&M	MEAC	9-25 7-9	332	W, 79-54
Gardner-Webb	Big South	14-18 9-9	244	--
Georgia	SEC	18-15 7-11	77	L, 59-80
Kennesaw State	A-Sun	10-20 6-8	301	--
Lamar	Southland	19-14 11-7	230	--
Northwestern	Big Ten	15-17 6-12	168	W, 52-51
Prairie View A&M	SWAC	16-18 12-6	248	--
St. John's	Big East	16-17 4-14	96	--
Tennessee	SEC	26-9 13-2	8	L, 70-77
USC Upstate	Big South	7-25 2-12	344	--
UTRGV	WAC	15-18 6-8	229	W, 78-68

GT strength of schedule rank (overall): 40

GT strength of schedule rank (non-conference): 175

*CBSports.com (2017-18)

+first place in conference standings

The teams have split the two meetings in Atlanta, and Tennessee won the meeting in Knoxville two years ago.

- **Crossing over** - Tennessee is the first of three Southeastern Conference opponents on Georgia Tech's schedule this season. The Yellow Jackets visit Arkansas on Dec. 19 and host Georgia on Dec. 22. Those three SEC teams won a combined 67 games last season. Tennessee and Arkansas played in the NCAA Tournament.

- **On the road** - Tech plays away from home just three times before the January. After Tuesday night's game, the Yellow Jackets visit Northwestern for the ACC/Big Ten Challenge on Nov. 28, followed by a trip to Miami to play St. John's in the Hoophall Miami Invitational.

- **Tested early** - Georgia Tech opens its season against a pair of teams that played in post-season tournaments last March. Lamar competed in the CollegeInsider.com Tournament and won 19 games last season, while Tennessee, the Jackets' game 2 opponent, won a share of the Southeastern Conference title and reached the second round of the NCAA Tournament.

- **Tough slate** - Tennessee (6/6) is the first of eight opponents on Georgia Tech's schedule ranked in the top 25 of the preseason AP and coaches polls. The other seven are ACC teams - Duke (4/3), Virginia (5/5), North Carolina (8/7), Virginia Tech (15/17), Syracuse (16/14), Florida State (17/15) and Clemson (22/23).

- **Former Vols** - Junior guard Shembari Phillips, an Atlanta native who played two years at Tennessee before transferring to Tech, is one of two former Volunteers who have played in Tech's program. Guard Trae Golden, from Marietta, Ga., was a Yellow Jacket during the 2013-14 season after playing three years in Knoxville.

- **Unlucky 13** - Tech was picked to finish 13th in the Atlantic Coast Conference this season in a vote of the ACC media, ahead of Pittsburgh and Wake Forest. The Yellow Jackets finished 13th last season.

- **Seven** - Number of freshmen and sophomores expected to play significant roles for the Yellow Jackets this season.

- **Four** - Number of eligible fifth-year (Brandon Alston, Abdoulaye Gueye) or fourth-year (Sylvester Ogbonda, Shembari Phillips) student-athletes on Tech's roster this season.

- **553** - Career points for Brandon Alston, the most of any current Tech player. Shembari Phillips is next with 379, followed by Jose Alvarado with 315 and Abdoulaye Gueye with 214. Georgia Tech finished last season with a trio of 1,000-point career scorers on its roster for the first time since 1989.

Series vs. Tennessee

- Tennessee has a 44-28 lead in the all-time series which dates back to 1921. The teams were Southeastern Conference rivals from 1932-64, and the teams continued to meet annually through the 1967-68 season before taking a 14-year hiatus.

- Tuesday's game is the last of four games the two teams have agreed to play. The Volunteers captured last year's meeting, 77-70, in Atlanta, and the meeting in Knoxville two years ago, 81-58. The Yellow Jackets escaped with a 69-67 win in November of 2015 at McCamish Pavilion.

- Shembari Phillips, a 6-3 guard who sat out last season for the Yellow Jackets after transferring from Tennessee, had a standout game for the Vols in the previous meeting in Knoxville, scoring 14 points (4-5 FG, 2-2 on 3s, 4-4 FT) with seven assists and just one turnover in 30 minutes. He did not play in the teams' November, 2015 game at McCamish Pavilion.

- Among non-Atlantic Coast Conference teams, only Auburn (114 meetings), Georgia (194) and Vanderbilt (73) have been more frequent opponents than Tennessee (72).

- The last time Georgia Tech won in Knoxville was on Feb. 7, 2004, a 77-62 Tech win when Paul Hewitt was the Yellow Jackets' head coach, and Buzz Peterson was the Volunteers' head man. In that game, Marvin Lewis, now Tech's associate director of athletics and chief financial officer, lead the Jackets with 18 points, hitting 8-of-11 shots from the floor and 5-of-6

Series vs. Tennessee (28-44)

Home: 19-15, Away: 9-25, Neutral: 0-4

2-19-21	h4	L	28-29
2-17-22	a	L	14-26
1-20-28	h7	W	31-26
2-13-28	a	W	42-25
2-13-29	h7	L	25-30
1-22-30	a	L	28-33
1-24-31	h7	W	49-29
2-9-31	a	W	32-25
2-4-33	h4	W	37-23
2-13-33	a	L	26-33
2-24-33	n1	L	24-30
1-31-34	h4	L	35-45
2-12-34	a	L	21-23
1-16-35	h4	L	26-36
2-18-35	a	L	30-34
1-17-36	h8	W	33-30
2-24-36	a	L	21-33
2-29-40	n2	L	43-55
1-27-45	a	L	26-44
2-10-45	h	W	53-49
3-3-45	n3	L	37-41
1-26-46	h	L	27-49
2-9-46	a	W	38-34
1-25-47	h	W	48-43
2-7-47	a	L	28-40
1-24-48	h	L	57-59
2-6-48	a	L	46-49
1-22-49	h	L	56-63
2-5-49	a	W	72-71
1-21-50	h	W	68-57
2-4-50	a	L	56-69
3-2-50	n3	L	56-63
2-3-51	a	W	71-57
2-21-51	h	W	74-64
1-26-52	a	L	56-69
2-20-52	h	L	81-83
1-17-53	a	L	67-89
2-16-53	h	L	79-81
1-30-54	h	L	61-68
2-22-54	a	L	57-69
1-29-55	a	L	58-79
2-21-55	18/nr	h	83-77
1-28-56	h	W	73-72
2-20-56	a	L	74-76
1-26-57	a	W	84-77
2-19-57	h	W	87-85
1-25-58	h	W	82-79
2-18-58	a	L	65-84
1-24-59	a	L	71-84
2-17-59	h	W	59-49
1-23-60	6/6	h	74-69
2-16-60	6/8	a	56-57
1-28-61	a	L	60-65
2-21-61	h	W	60-59
1-27-62 (ot)	a	W	66-65
2-20-62	h	W	67-50
1-26-63	7/6	h	73-69
2-19-63	nr/10	a	72-60
1-27-64	a	L	63-83
2-18-64	nr/17	h	47-45
12-7-64	h	L	52-66
1-23-65	nr/13	a	48-55
1-22-66	nr/20	a	48-83
2-28-66	h	L	47-58
2-1-67	nr/13	a	48-59
2-20-68 (2ot)	nr/11	h	69-71
12-17-68	a	L	59-72
12-15-02	*h12	L	69-70
2-7-04	15/16	a	77-62
11-16-15	h14	W	69-67
12-3-16	a	L	58-81
12-3-17	h14	L	70-77

*n1-SEC Tournament (City Auditorium, Atlanta, Ga.); n1-SEC Tournament (Knoxville, Tenn.); n3-SEC Tournament (Louisville, Ky.); *h12-Chick-fil-A Peach Bowl Classic for Kids (Phillips Arena, Atlanta, Ga.)*

TECH NOTEBOOK

Just Georgia Tech, please...

The Georgia Institute of Technology is the official title, but Georgia Tech will work fine, or just Tech (unless you're in Virginia or Texas). We would appreciate it if you would use our name in those ways. Georgia Tech University is incorrect. Thank you.

Georgia Tech Quick Facts

Official Name: Georgia Institute of Technology
Location: Atlanta, Ga.
Enrollment: 29,000
Founded: 1885
Colors: Old Gold and White
Nickname: Yellow Jackets, Ramblin' Wreck
Mascot: Buzz (Yellow Jacket)
Fight Songs: Ramblin' Wreck, White and Gold
Conference: Atlantic Coast (ACC)
Home Arena: McCamish Pavilion (capacity 8,600)
President: Dr. G.P. "Bud" Peterson
Director of Athletics: Todd Stansbury
Faculty Rep. for Athletics: Dr. Charles L. Isbell, Jr.
Head Coach: Josh Pastner (Arizona, 1997)
Record at Tech: 35-35 (2nd season)
Overall: 202-108 (9th season)
ACC Regular Season: 14-22
ACC Tournament: 0-2
NCAA Tournament: 2-4
Assistant Coaches:
Eric Reveno (Stanford, 1989), 3rd season
Julian Swartz (Carroll College, 2005), 3rd season
Anthony Wilkins (Kent State, 2013), 1st season
Dir. of Player Personnel: Mario West (Georgia Tech, 2007)
Director of Operations: Tyler Benson (St. Bonaventure, 2009)
Director of Scouting: Hayden Sheridan (Arizona, 2016)
Player Development Coach: Dan Taylor (Franklin Pierce, 2002)
Athletic Trainer: Richard Stewart (Salisbury, 2005)

Basketball History

104th season: 1st game, Feb. 17, 1906 vs. Auburn
All-time Record: 1,363-1,226
Winning/Losing/.500 Seasons: 53 / 46 / 4
NCAA Appearances (16): 23-16 record
1960, 1985, 1986, 1987, 1988, 1989, 1990, 1991, 1992, 1993, 1996, 2001, 2004, 2005, 2007, 2010
Final Fours (2): 1990, 2004
NIT Appearances (9): 14-9 record
1970, 1971, 1984, 1994, 1998, 1999, 2003, 2016, 2017
ACC Championships (3): 1985, 1990, 1993
ACC Regular-Season Titles (2): 1985 (tie), 1996
ACC Regular-Season Record (38th season): 248-364 (170-137 home, 78-229 road)
ACC Tournament Record: 26-36
SEC Championships (1): 1938
SEC Regular-Season Titles (1): 1937
SEC Regular-Season Record (1932-64): 201-207
Metro Conference Regular-Season Record (1975-78): 9-10
Metro Conference Tournament Record: 4-3
Record at McCamish Pavilion: 6th season, 73-37
Record at Alexander Memorial Coliseum: 55 seasons, 556-194
Record at Philips Arena: 7-11
Record at Arena at Gwinnett Center: 4-1
Record at Georgia Dome: 9-5
All-Time Head Coaches: 14
ACC Head Coaches: 5
All-America Selections: 14 (12 players)
Consensus All-Americans: 2
First-Team All-Americans: 5
National Players of the Year: 1
All-ACC Selections: 52 times (31 players)
ACC Players of the Year: 2
ACC Rookies of the Year: 11
ACC Coaches of the Year: 5 (3 coaches)
ACC Tournament MVPs: 3
ACC All-Freshman Team: 15

from three-point range. B.J. Elder added 20 points for Tech.

- Tech is 9-25 all-time against the Volunteers in Knoxville, including a 1-1 record at Thompson-Boling Arena, 2-8 at Stokely Athletics Center and 3-12 at Alumni Memorial Gym.

- Fourth-year Tennessee head coach Rick Barnes was 5-3 against Tech during his four-year stint at Clemson (1994-98), and is 7-4 overall against the Jackets. Third-year Tech head coach Josh Pastner was 3-2 against the Volunteers while at Memphis (3-4 overall).

- Tennessee has won 10 of the 12 meetings between the two teams since the Yellow Jackets left the SEC. Tennessee won the first eight of those games, including a 70-69 victory on a last-second, half-court heave by Jon Higgins at Phillips Arena on Dec. 15, 2002, and each of the last two.

Last Game: Jackets Top Lamar

Senior Brandon Alston led four players in double-figures with 17 points and Georgia Tech men's basketball dished out 26 assists on 32 made baskets in its season-opening 88-69 win over Lamar on Friday night at McCamish Pavilion.

Georgia Tech (1-0) scored the game's first eight points and never trailed in the convincing win. The Yellow Jackets led by 22 points at halftime (44-22) and stretched the lead to as large 28 early in the second half.

The Jackets shot 50.8 percent from the field, compared to 38.3-percent shooting for Lamar (1-1). Georgia Tech's defense also forced Lamar into 19 turnovers, 16 of which came in the first half.

Jose Alvarado (14 points), Curtis Haywood II (13) and Shemarbi Phillips (10) rounded out the four Yellow Jackets in double-figures. Playing in his first game since missing the last seven contests of last season due to an arm injury, Alvarado also had a team-high five assists.

Sylvester Ogbonda had seven points and nine rebounds in 23 minutes off the bench while Abdoulaye Gueye had five blocked shots and seven rebounds in just 12 minutes.

Team Notes

- Georgia Tech's 88 points against Lamar were the most for the Yellow Jackets against a Division I team since defeating NC State, 90-83, on Jan. 27, 2016 in Raleigh (Tech scored 96 against Division II Tusculum two years ago).

- Georgia Tech made 12 three-point field goals against Lamar, the most for the Yellow Jackets under Josh Pastner. The Yellow Jackets' previous high for threes in a game under Josh Pastner was 10 last year against Grambling State (27 attempts), and against NC State and Tusculum in 2016-17. The last time Tech made 12 or more threes in a game was Jan. 2, 2011 (13-of-31 vs. Charlotte).

- Tech's 30 attempted threes vs. the Cardinals was a high for the Yellow Jackets under Josh Pastner (previous high – 27 vs. Grambling State and Duke last season). Tech had not attempted 30 or more threes in a game since the 2010-11 season (31 vs. Florida State on Feb. 10, 2011, and vs. Charlotte on Jan. 2, 2011).

- Tech hit 40 percent of its three-point attempts against Lamar, a mark the Jackets hit eight times in 32 games last season. But Tech hit only 31.8 percent for the season.

- Tech led Lamar 44-22 at the half, more points than it scored in any first half last season (40 vs. Wright State and Pittsburgh) and a larger lead than it held at the half in any game (35-22 vs. Florida A&M) last season.

- Tech scored more than 44 points in only three halves of basketball in 2017-18, and seven halves under Josh Pastner. Tech has held a larger halftime lead only twice under Josh Pastner (vs. Florida State, 41-15, and Tusculum, 58-31, both in 2016-17).

- Tech's 26 assists were its most since recording 27 against Winston-Salem State on Jan. 3, 2007.

- Tech took 10 steals and blocked eight shots against Lamar. The Yellow Jackets averaged 6.9 steals and 5.3 blocked

Last Meeting

GAME 7

Tennessee 77, Georgia Tech 70

Dec. 3, 2017 • McCamish Pavilion

Sophomore guard Lamonte Turner scored 24 points, including three of the team's eight 3-pointers, to lead Tennessee to a 77-70 win over Georgia Tech.

Turner was 6-for-12 from the field, 3-for-8 on 3-pointers and 9-for-9 from the line. He added three rebounds and two assists for the Volunteers (6-1), who won their third straight game. Grant Williams was an inside force with 11 points, six rebounds and two blocked shots before fouling out. Admiral Schofield and Jordan Bowden each scored 10.

Georgia Tech (4-3) was led by Ben Lammers with 17 points and nine rebounds. The Yellow Jackets got 15 points from Tadic Jackson, 14 points from Jose Alvarado and 12 points, eight rebounds and six assists from freshman Curtis Haywood II.

The game was tied at 17-17 a little less than midway through the first half before Tennessee (6-1) went on its 18-9 spurt, capped by a slam dunk by Grant Williams that gave the Vols a 35-26 lead with just 43 seconds to go in the opening period.

The nine-point deficit would be Georgia Tech's largest of the night, as the Yellow Jackets (4-3) never trailed by more than eight points in the second half. Tech pulled within one at 58-57 with 2:58 to go in the ballgame on a pair of free throws by true freshman Curtis Haywood II. However, UT went on an 11-1 run and made 17-of-19 free throws down the stretch to hold off the Jackets.

TENNESSEE (6-1)

Player	FG-A	3P-A	FT-A	Reb	PF	Pts	A	TO	Bk	S	MIN
Williams*	5-9	0-0	1-2	6	5	11	1	3	2	0	24
Schofield*	2-8	2-4	4-4	5	4	10	2	5	0	0	21
Alexander*	3-5	0-0	1-2	11	5	7	0	1	3	1	25
Bowden*	3-5	2-2	2-2	3	3	10	2	1	0	1	31
Bone*	0-4	0-2	6-8	0	1	6	4	1	1	1	26
Turner	6-12	3-8	9-9	3	2	24	2	0	0	1	28
Daniel	1-5	1-3	0-0	0	2	3	2	0	0	0	15
Fulkerson	0-0	0-0	0-0	1	0	0	1	0	0	0	3
Walker	1-2	0-0	0-0	3	2	0	1	1	0	1	14
Darrington	2-3	0-1	0-0	0	0	4	1	2	0	1	13
Totals	23-53	8-20	23-27	35	24	77	15	14	7	5	200
FG%	1st Half: 14-31 45.2%	2nd Half: 9-22 40.9%	Game: 43.4%								
3FG%	1st Half: 5-14 35.7%	2nd Half: 3-6 50.0%	Game: 40.0%								
FT%	1st Half: 2-2 100%	2nd Half: 21-25 84.0%	Game: 85.2%								

GEORGIA TECH (4-3)

Player	FG-A	3P-A	FT-A	Reb	PF	Pts	A	TO	Bk	S	MIN
Gueye*	2-3	0-0	0-2	3	4	4	2	0	0	2	23
Lammers*	4-11	2-3	7-9	9	2	17	3	3	1	1	40
Jackson*	5-12	0-3	5-9	3	4	15	1	4	0	1	34
Alvarado*	4-15	3-6	3-4	7	4	14	1	2	0	2	35
Haywood II*	3-7	0-3	6-7	8	4	12	6	3	0	0	36
Moore	1-1	0-0	0-0	0	3	2	0	2	0	0	6
Alston	0-1	0-0	0-0	0	4	0	0	0	0	0	15
Wright	2-4	1-1	1-2	0	0	6	0	0	0	0	11
Totals	21-54	6-16	22-33	36	25	70	13	14	1	6	200
FG%	1st Half: 9-26 34.6%	2nd Half: 12-28 42.9%	Game: 38.9%								
3FG%	1st Half: 1-6 16.7%	2nd Half: 5-10 50.0%	Game: 37.5%								
FT%	1st Half: 10-14 71.4%	2nd Half: 12-19 63.2%	Game: 66.7%								

Score by Periods

	1st	2nd	Total
Tennessee	35	42	77
Georgia Tech	29	41	70

Officials: Jamie Luckie, Ron Groover, Michael Stephens
Attendance: 6514
Points in the paint-UT 20,GT 26. Points off turnovers-UT 8,GT 14.
2nd chance points-UT 6,GT 15. Fast break points-UT 5,GT 4.
Bench points-UT 33,GT 8. Score tied 4 times. Lead changed-1 time.
Last FG-UT 2nd-00:51, GT 2nd-00:05.
Largest lead-UT by 11 2nd-00:51, GT by 4 1st-15:09.
UT led for 32:51. GT led for 04:43. Game was tied for 02:26.

TECH NOTEBOOK

Tech's Record

	2018-19	CJP
At home	1-0	30-11
On the road	0-0	4-19
At neutral sites	0-0	1-3
Vs. top-10 opponents	0-0	2-5
Vs. top-25 opponents	0-0	5-10
Vs. teams over .500	0-0	19-28
Vs. teams under .500	0-0	13-4
Vs. teams at .500	1-0	2-2
While in the top 25	0-0	0-0
In November	1-0	9-2
In December	0-0	7-8
In January	0-0	9-8
In February	0-0	4-12
In March/April	0-0	6-4
Wearing white uniforms	1-0	29-10
Wearing gold uniforms	0-0	5-15
Wearing navy uniforms	0-0	2-8
Wearing black uniforms	0-0	0-0
Game is decided by 5 pts./fewer or OT	0-0	7-9
Game is decided by 10/fewer or OT	0-0	17-16
Leading at the half	1-0	28-8
Trailing at the half	0-0	6-26
Tied at the half	0-0	1-0
Leading with 5:00 to play	1-0	33-2
Trailing with 5:00 to play	0-0	2-32
Tied with 5:00 to play	0-0	0-0
In overtime games	0-0	1-0
After a bye in the ACC schedule	1-0	1-1
Tech scores 100 or more points	0-0	0-0
Tech scores 70 or more points	1-0	23-6
Tech scores fewer than 70 points	0-0	12-29
Opponent scores 100 or more points	0-0	0-1
Opponent scores 70 or more	0-0	6-19
Opponent scores fewer than 70	1-0	31-13
Opponent scores fewer than 50	0-0	1-0
Tech shoots 50 pct. or better	3-4	8-4
Opponent shoots 50 pct. or better	0-0	1-8
Opponent shoots under 40 pct.	1-0	25-7
Tech has a higher FG% than opponent	1-0	35-7
Tech has a lower FG% than opponent	0-0	0-27
FG percentage is even	0-0	0-1
Tech has more 3-point FGs	1-0	6-7
Tech has fewer 3-point FGs	0-0	27-20
3-point FGs are even	0-0	3-6
Tech attempts more FT than opponent	0-0	30-10
Tech attempts fewer FT than opponent	1-0	4-20
Free throw attempts are even	0-0	1-4
Tech outrebounds opponent	0-0	19-9
Opponent outrebounds Tech	1-0	14-25
Rebounds are even	0-0	2-0
Tech has fewer turnovers than opponent	1-0	16-11
Tech has more turnovers than opponent	0-0	16-18
Turnovers are even	0-0	3-4
Tech has more assists than turnovers	1-0	24-12
Committing more fouls	1-0	2-19
Committing fewer fouls	0-0	29-9
Fouls are even	0-0	4-6
4/more Jackets score in double figures	1-0	16-11
A Jacket scores 20 or more	0-0	21-17
A Jacket scores 30 or more	0-0	3-0
Scoring more bench points	1-0	16-12
Scoring fewer bench points	0-0	19-20
Bench scoring is even	0-0	0-2

shots per game last season.

- Tech received 41 points from its bench, including a team- and game-high 17 points from Brandon Alston.

- Tech finished the game at 50.8 percent from the floor (64.3 percent in the second half). The Jackets hit 50 percent from the floor six times last season (2-4 record) and had done so 11 times in the first two seasons (7-4 record) under Pastner.

- Tech assisted on 26 of 32 made field goals (81.3 percent) against Lamar, surpassing its nightly goal of 60 percent. The Jackets assisted on 54.3 percent of their made field goals last season (53.9 percent vs. the ACC), after finishing the 2016-17 season at 62.7 percent (63.2 percent rate in ACC games).

Individual Notes

- **Sylvester Ogbonda** established career highs in rebounds (9), assists (4) and minutes played (23) against Lamar, and fell one point shy (7) of his career high of eight. The fourth-year junior surpassed his previous career high in rebounds (5 vs. Tusculum on 2/7/17) with seven in the first half.

- Ogbonda's 23 minutes were two more than he played all of last season in nine games. His previous career high in minutes was 14 against Wake Forest and Tusculum in 2017.

- **Curtis Haywood II** reached double figures in points for the fifth time in his career (16 games), scoring 13 points with three threes, four assists and no turnovers in 26 minutes against Lamar.

- **Brandon Alston** reached double figures for the seventh time in a Georgia Tech uniform, 17th time in his career, with his team-high 17 points against Lamar.

- Alston's four three-point field goals (in five attempts) were a career-best. Alston previously had made three threes on four occasions (including vs. Grambling State last season for Tech).

- **Shembari Phillips** reached double figures in his first Georgia Tech game and for the 15th time in his career, scoring 10 points with four assists, four rebounds and three steals against Lamar.

- **Jose Alvarado** reached double figures for the 17th time in his career against Lamar, scoring 14 points with a team-high five assists.

- **Abdoulaye Gueye** matched his career high for blocked shots with five against Lamar (also had five vs. Syracuse last Jan. 31).

Storylines for 2018-19

- The upward progress of the program is evident in the development of its 2017-18 freshman class, each of whom received significant playing time last season and made significant contributions on the ACC level. Though not highly-rated in terms of rankings, the four-man class has a wide range of skills and is ripe for development into consistent conference-level performers over the next couple of years.

a. Point guard Jose Alvarado started every game and showed durability and toughness by averaging more than 38 minutes in ACC games until suffering a dislocated elbow Feb. 11

b. Off-guard Curtis Haywood II was developing into a significant shooting threat and excellent defender before suffering stress reaction in his shin and missing the final month

c. Forwards Evan Cole and Moses Wright, both under-the-radar signees, exceeded expectations for their first year when forced into action due to injuries over the final month of the season. With added strength and development this off-season, can be counted on to be in the frontcourt rotation and make significant contributions at both ends of the floor.

- Coach Pastner, his staff and the student-athletes in the program have developed a solid, sustainable culture of accountability and dependability over Pastner's first two seasons which enabled the team to overcome a number of key injuries last season and continue to work hard and remain focused on the court and in the weight room.

Georgia Tech By the Numbers

1	SEC Championships
1	NCAA Post-Graduate Scholar
1	Naimsmith Award winner
2	Final Four appearances
2	ACC regular-season titles
2	ACC Players of the Year
2	National Freshmen of the Year
3	ACC Championships
3	Years a Member of the Metro Conference
5	First-team All-America players
6	Jersey numbers retired
6	Academic All-Americans
7	NCAA Sweet 16 appearances
8	Wins over teams ranked No. 1
8	NBA lottery picks
12	ACC Rookie of the Year honorees
14	Head coaches in program history
16	NCAA Tournament berths
19	NBA first-round draft picks
25	Total postseason berths (NCAA and NIT)
32	Years a Member of the SEC
39	Years a Member of the ACC
45	Players taken in the NBA Draft
48	Players selected All-ACC
228	Weeks ranked in either AP or Coaches Poll

- Pastner replaced two assistant coaches - Tavaras Hardy and Darryl LaBarrie - over the last year. Hardy was named head coach at Loyola of Maryland in late March, while LaBarrie resigned during the season. Anthony Wilkins, an Atlanta native, joined the staff after five seasons at Tulane, and Julian Swartz was elevated from his position as director of recruiting and compliance.

- Tech has added a three-man recruiting class ranked No. 46 in the country according to 247Sports, including consensus four-star guard Michael Devoe and three-star forwards Khalid Moore and Kristian Sjolund, and true to staff's objectives, the class has varied skill sets and are expected to develop into significant contributors next season and beyond (building through multiple quality recruiting classes)

- Another addition to the roster for next season - 6-3 guard Shembari Phillips, a high-major conference player who sat out the 2017-18 season as a transfer from Tennessee. Has the size and varied skill set necessary to compete in the ACC (6.2 ppg, 3.1 rpg, 37.5 pct. 3s in 2016-17). He has two years of eligibility.

- Tech returns six players who received significant playing time in 2017-18 - 15 or more minutes per ACC game - and combined to start 91 games overall. They accounted for more than 53 percent of total minutes played and 43 percent of Tech's scoring. Five of those players have two or more years of eligibility remaining.

- Tech will still be young this season - three freshmen, four sophomores, two juniors and two seniors among scholarship players returning or incoming - but the process of getting old and staying old and building a sustainable winning program is ongoing.

- Player development successes over the past two seasons include Josh Okogie, Ben Lammers and Tadic Jackson, who maximized their skill sets under the current coaching staff, doubling their scoring and rebounding averages over their first two seasons. Okogie went from being ranked the 11th in the state as a HS senior to a first-round NBA draft pick. Last season, 6-9 forward Abdoulaye Gueye developed into an ACC-level contributor, making a similar leap from the non-conference season to conference play. Graduate transfer Brandon Alston, who has a year of eligibility remaining, had

TECH NOTEBOOK

The Last Time a Jacket...

- Scored 30 or more points:**
Josh Okogie, 30 vs. Miami, 1/3/18
- Led Tech in scoring off the bench:**
Brandon Alston, 17 vs. Lamar, 11/9/18
- Grabbed 15 or more rebounds:**
Josh Okogie, 16 at Florida State, 1/24/18
- Had 10 or more assists:**
Josh Heath, 10 vs. NC State, 1/15/17
- Had a double-double:**
Ben Lammers (14 pts/12 reb) at Boston College, 2/4/18
- Played 40 minutes in regulation:**
Ben Lammers vs. Boston College, 3/6/18
- Played every minute of an overtime game:**
Jose Alvarado, Ben Lammers (45 minutes/1 OT) at Boston College, 2/4/18
- Played every minute of a multiple-OT game:**
Matt Harpring (50 minutes/2 OT) vs. North Carolina, 2-8-98

The Last Time the Jackets...

- Scored 100 or more points:**
vs. Green Bay (107-77) on 11/19/15
- Scored 100 or more points in regulation:**
vs. Green Bay (107-77) on 11/19/15
- Scored 100 or more points in consecutive games:**
vs. Jackson State (100-70) on 11/13/06, Georgia State (103-74) on 11/16/06
- Scored 100 or more points twice in one season:**
vs. Cornell (116-81), 11/13/15, Green Bay (107-77) on 11/19/15
- Allowed 100 or more points:**
vs. Duke (110-57 loss) on 1/4/17
- Allowed 100 or more points in regulation:**
vs. Duke (110-57 loss) on 1/4/17
- Shot 60 percent or better:**
.603 (47-78) vs. Cornell, 11/13/15
- Failed to make a three-point basket:**
0-for-12 vs. Virginia, 1/22/15
- Did not allow a three-point basket:**
0-for-11 vs. Pittsburgh, 3/5/16
- Failed to make a free throw:**
0-for-6 vs. Duke, 1/7/14
- Grabbed 50 or more rebounds:**
50 vs. Arkansas, 11/26/15
- Two players had a double-double:**
Ben Lammers (12 pts/10 reb), Josh Okogie (14 pts/10 reb) at Notre Dame, 2/26/17
- Two players had 10 or more rebounds:**
Ben Lammers (10), Josh Okogie (10) at Notre Dame, 2/26/17
- Had 25 or more assists:**
26 vs. Lamar, 11/9/18
- Blocked 10 or more shots:**
10 vs. Bethune-Cookman, 11/19/17
- Had 15 or more steals:**
15 vs. North Carolina, 12/31/16
- Had fewer than 10 turnovers:**
6 at Virginia, 2/21/18
- Had five or more players in double-figures in points:**
6 players at Boston College, 2/4/18
- Had no player score 10 or more points:**
Virginia (lost 57-28), 1/22/15
- Allowed no player score 10 or more points:**
Pittsburgh (won 69-54), 1/13/18
- Had no player play 30 minutes:**
Lamar, 11/9/18
- Won by 30 or more points:**
Tusculum (96-58), 2/7/17
- Won by 40 or more points:**
Kentucky State (98-50), 1/30/10
- Won by 50 or more points:**
Winston-Salem State (97-46), 1/3/07
- Played an overtime game:**
at Boston College (lost 80-72), 2/4/18
- Defeated a Top 10 team:**
#6/8 Florida State (78-56), 1/25/17
- Defeated a Top 25 team:**
#25 Notre Dame (60-53), 1/10/18
- Defeated a Top 10 team on the road:**
#7/7 Syracuse (67-62), 3/4/14
- Defeated a Top 25 team on the road:**
#23/23 Miami (70-50), 1/28/15
- Had a game postponed:**
Boston College (in Atlanta), 2/12/14 (weather)
- Had a game cancelled:**
Fordham (in Atlanta), 11/27/10 (weather)

similar statistical numbers on the ACC level this season as he compiled in two seasons at Lehigh and was fundamentally sound in his ballhandling and defense.

- With the addition of Phillips and the arrival of Devoe and Moore, as well as the return of Alston and sophomores Alvarado and Haywood, and Tech will be deep and talented across the perimeter next season. Tech has Gueye, Cole, Wright and rising junior Sylvester Ogbonda to rotate through the frontcourt.
- Georgia Tech accepted transfer James Banks, a 6-8, 240-pound frontcourt player from Decatur, Ga., ranked as high as No. 49 among high school seniors in the class of 2016. He will sit out the 2018-19 season after playing two seasons at Texas, and will have two seasons of eligibility at Tech.
- Tech has won 34 games overall and 14 ACC games in the last two seasons, on par or better than the first two years of each of Josh Pastner's predecessors in the ACC era. For comparison, Buzz Williams won 12 ACC games in his first two years at Virginia Tech, same with Tony Bennett at Virginia. Leonard Hamilton and Mike Krzyzewski each won 10. Pastner has won 14.
- Head coach Josh Pastner's Georgia Tech teams are 5-8 against top-25 teams (5-4 at home), including a 2-5 mark this season (2-3 at home). The Jackets knocked off No. 15 Miami and No. 25 Notre Dame in January as part of a 3-1 ACC start.
- Tech has sold out eight games at McCamish Pavilion over the past two seasons, including a facility-record five games in 2017-18. Tech's 29 homecourt wins over the past two seasons are more than any two-year period in the Jackets' ACC era except the 2015-16 and 2016-17 seasons combined (31). That's 43 home wins over the past three seasons, more than 14 per season.

Tip-Ins on 2017-18 Season

- Georgia Tech posted a 13-19 overall record in its second season under head coach Josh Pastner, and finished 13th in the ACC standings at 6-12.
- Sophomore guard Josh Okogie was voted to the All-Atlantic Coast Conference third team, while senior center Ben Lammers made the ACC All-Defensive team for the second straight year.
- Okogie entered the NBA Draft following the season and was selected 20th overall by the Minnesota Timberwolves. The 6-4 guard became Tech's 19th first-round selection.
- Pastner earned the 200th head coaching victory of his career against NC State and finished his ninth season as a head coach with a 201-108 record.
- Tech played the last seven games without freshman point guard Jose Alvarado, who dislocated his elbow in a fall during the first half of the Yellow Jackets loss to Duke on Feb. 11, and the last 11 games without freshman guard Curtis Haywood II, who was diagnosed with a stress reaction in his right leg following the Jackets' Jan. 31 game against Syracuse.

Haywood had also missed six games earlier in the season with a shin injury.

- Okogie's 18.2 points-per-game average was the highest for a Tech player since the 1997-98 season, when Matt Harpring averaged 21.6, and the highest for a Tech sophomore since Harpring averaged 18.6 in 1995-96.
- Okogie became the sixth player in Tech history to reach 1,000 career points during his sophomore season. He finished the year with 1,033 points, fifth-most for a Tech player through his sophomore season.
- Tech finished the season with three 1,000-point scorers on its roster at the same time - Tadic Jackson (1,136), Ben Lammers (1,055), Josh Okogie (1,033) - for the first time since 1989 (Tom Hammonds, Brian Oliver, Dennis Scott) and for the third time in its ACC history (Bruce Dalrymple, Mark Price, John Salley in 1986).
- Tech improved to 7-10 all-time in the ACC-Big Ten Challenge when the Jackets defeated pre-season top-25 Northwestern at home in November.
- Twelve of the teams on Georgia Tech's 2017-18 schedule made the NCAA Tournament field, and 15 earned a spot in a post-season tournament.
- Tech has sold out eight games over the past two seasons, including a McCamish Pavilion record five games in 2017-18. Tech's 29 homecourt wins over the past two seasons is more than any two-year period in the Jackets' ACC era except the 2015-16 and 2016-17 seasons combined (31). That's 43 home wins over the past three seasons.
- Tech had its full roster to practice only for seven games last season. Injuries or other absences have forced Tech players to miss 46 games cumulatively this season. Freshman Jose Alvarado and Curtis Haywood II both suffered season-ending injuries, Alvarado on Feb. 11 early in Tech's game against Duke, and Haywood prior to the Jackets' Jan. 31 game against Syracuse. Tech used eight different starting lineups last season.
- Tech's playing rotation featured four freshmen and a first-year graduate transfer who combined to start 68 games and log 43 percent of the Yellow Jackets' total minutes.

Okogie Drafted 20th by Minnesota

Georgia Tech sophomore Josh Okogie became the first Yellow Jacket in seven years to be selected in the first round of the National Basketball Association Draft when the Minnesota Timberwolves tabbed him with the No. 20 overall pick. The 6-4 guard was the Yellow Jackets' 19th first-round draft pick all-time and their first since Iman Shumpert was selected 17th overall by the New York Knicks in 2011. Okogie earned third-team all-Atlantic Coast Conference honors as a sophomore in 2017-18 after ranking fourth in the conference in scoring with 18.2 points per game. He was a member of the ACC's all-freshman team in 2016-17 and finished his two-year collegiate career with a 16.9-point scoring average. He scored 1,033 points in 61 games at Tech,

Tech All-Time vs. the ACC

Opponent	Overall	in ACC	Tourney	In McCamish Pavilion	In Opponent Current Venue	Current Streak
Boston College	14-12	10-11	1-3	2-1	3-6	Lost 2
Clemson	62-70	34-47	4-1	3-3	8-37	Lost 3
Duke	23-72	19-60	3-7	0-2	5-35	Lost 11
Florida State	29-40	19-26	0-2	1-2	8-14	Lost 1
Louisville	13-20	0-5	--	0-2	0-2	Lost 7
Miami	9-13	7-12	0-1	1-3	3-5	Won 1
North Carolina	25-68	23-54	5-4	1-3	4-25	Lost 1
NC State	40-57	32-43	3-3	1-3	4-11	Won 1
Notre Dame	10-8	4-6	--	4-1	1-6	Won 1
Pittsburgh	8-4	3-4	0-1	2-1	1-2	Won 1
Syracuse	5-5	5-3	--	2-1	1-3	Won 1
Virginia	40-41	38-40	5-5	2-2	1-7	Lost 4
Virginia Tech	6-18	5-14	1-3	1-3	1-9	Lost 4
Wake Forest	42-40	41-38	0-4	4-0	8-20	Won 1

TECH NOTEBOOK

Tech Highs and Lows Under Josh Pastner

Longest winning streak: 4 games (2016-17, 2017-18)
Longest ACC winning streak: 3 games (2017-18)
Longest losing streak: 7 games (2017-18)
Longest ACC losing streak: 7 games (2017-18)
Most points scored in a game: 96 vs. Tusculum, 2/7/17
Most points scored - ACC opponent: 86 at NC State, 1/15/17
Fewest points scored in a game: 43 vs. Georgia, 12/20/16
Fewest points scored - ACC opponent: 48 vs. Virginia, 1/18/18
Most points allowed in a game: 110 at Duke, 1/4/17
Most points allowed - ACC opponent: 110 at Duke, 1/4/17
Fewest points allowed in a game: 49 vs. North Texas, 11/24/17
Fewest points allowed - ACC opponent: 51 vs. Syracuse, 1/31/18
Largest margin of victory: 38 vs. Tusculum (96-58), 2/7/17
Largest margin of victory - ACC opponent: 22 vs. Florida State (78-56), 1/25/17
Largest margin of victory - road game: 15 (69-54) at Pittsburgh, 1/13/18
Largest margin of victory - ACC road game: 15 (69-54) at Pittsburgh, 1/13/18
Largest losing margin: 53 (110-57) at Duke, 1/4/17
Largest losing margin - ACC opponent: 53 at Duke, 1/4/17
Most points allowed in a win: 76 at NC State (86-76), 1/15/17
Most points scored in a loss: 81 vs. Wright State, 12/22/17
Fewest points scored in a win: 52 vs. Northwestern (52-51), 11/28/17
Fewest points allowed in a loss: 60 vs. Georgia, 12/20/16
Largest deficit overcome to win a game: 15 vs. Boston College (7:03-1st), 2/11/17
Largest 2nd-half deficit overcome to win a game: 9 vs. NC State (17:15), 3/1/18
Largest deficit overcome to win a road game: 5 (13:55-1st) at NC State, 1/15/17
Largest lead given up in a loss: 13 (5:03-1st) at Boston College, 2/4/18
Largest 2nd-half lead given up in a loss: 11 (10:28-2nd) at Clemson, 2/24/18
Highest FG pct.: 57.1 (24-42) at Wofford, 12/6/17
Highest FG pct. - ACC opponent: 51.6 (32-62) vs. NC State, 3/1/18
Lowest FG pct.: 33.3 (22-66) vs. Ohio, 11/18/16
Lowest FG pct. - ACC opponent: 34.0 (17-50) vs. Louisville, 1/7/17
Highest 3-pt pct.: 62.5 (10-16) at NC State, 1/15/17
Highest 3-pt pct. - ACC opponent: 62.5 (10-16) at NC State, 1/15/17
Most 3-pt FG: 12 vs. Lamar, 11/9/2018
Most 3-pt FG - ACC opponent: 10 at NC State, 1/15/17
Lowest 3-pt pct.: 10.0 (1-10) vs. Miami, 1/3/18
Lowest 3-pt pct. - ACC opponent: 10.0 (1-10) vs. Miami, 1/3/18
Highest FG pct. allowed: 59.3 (32-54) at Florida State, 1/24/18
Highest FG pct. allowed - ACC opponent: 59.3 (32-54) at Florida State, 1/24/18
Lowest FG pct. allowed: 28.2 (20-71) vs. Florida State, 1/25/17
Lowest FG pct. allowed - ACC opponent: 28.2 (20-71) vs. Florida State, 1/25/17
Highest 3-pt pct. allowed: 60.0 (12-20) at Louisville, 2/8/18
Highest 3-pt pct. allowed - ACC opponent: 60.0 (12-20) at Louisville, 2/8/18
Lowest 3-pt pct. allowed: 11.1 (2-18) vs. UTRGV, 11/22/17
Lowest 3-pt pct. allowed - ACC opponent: 14.3 (2-14) vs. Boston College, 3/6/18
Highest FT pct.: 95.2 (20-21) vs. Coppin State, 12/27/17
Lowest FT pct.: 38.9 (7-18) at Notre Dame, 12/30/17
Most free throws made: 28 vs. North Carolina, 12/31/16
Most free throws attempted: 36 vs. Sam Houston State, 11/22/16
Fewest free throws made: 2 at Miami, 2/15/17
Most assists: 26 vs. Lamar, 11/9/18
Fewest assists: 5 at Georgia, 12/19/17
Most turnovers: 20 at VCU, 12/7/16; at Louisville, 2/8/18
Fewest turnovers: 6 vs. North Texas, 11/24/17; Coppin State, 12/27/17; at Virginia, 2/21/18
Most blocked shots: 16 vs. Southern, 11/14/16 (Tech record)
Most steals: 15 vs. North Carolina, 12/31/16

becoming one of only eight Yellow Jackets to ever surpass the 1,000-point mark in just two seasons.

He was Georgia Tech's 12th all-time early entry in the NBA Draft and cemented his status as a likely first-round pick with an outstanding performance at the NBA Combine in May.

Three for 1,000

Georgia Tech finished last season with a trio of 1,000-point career scorers on its roster for the first time since 1989, and for just the third time in the Yellow Jackets' ACC history.

Sophomore Josh Okogie became the latest to reach the milestone with his 22-point game March 3 against Wake Forest, making him the 46th player to do so at 1,033 points. Senior center Ben Lammers finished his career with 1,055 points (42nd place), and senior guard Tadic Jackson ended up with 1,136 career points (36th place).

Three 1,000-point scorers on same team

1985-86: Bruce Dalrymple (Jr.), Mark Price (Sr.), John Salley (Sr.)
1988-89: Tom Hammonds (Sr.), Brian Oliver (Jr.), Dennis Scott (So.)
2017-18: Ben Lammers (Sr.), Tadic Jackson (Sr.), Josh Okogie (So.)

Okogie, Lammers Capture ACC Honors

Ben Lammers and Josh Okogie have both captured Atlantic Coast Conference honors during Josh Pastner's tenure as Georgia Tech head coach.

Josh Okogie, a 6-4 guard, was named to the All-Atlantic Coast Conference third team last season, and 6-10 senior center Ben Lammers earned a spot on the ACC's All-Defensive team for the second straight year in voting announced Sunday by the conference office.

Lammers was the ACC's Defensive Player of the Year in 2017 and made the All-ACC second team, while Okogie earned a spot on the All-Freshman team.

Pastner's Key Metrics

- **Assists to made field goals:** The Jackets assisted on 54.3 percent of their made field goals for the season (53.9 percent vs. the ACC), after finishing last season at 62.7 percent (63.2 percent rate in ACC games).
- **Free throws made to opponents' attempts:** For the season, Tech converted 439 free throws, while opponents attempted 569 (207/327 in ACC games). Tech is 30-10 under Josh Pastner when attempting more free throws than the opponent.
- **Turnovers:** Tech committed 12.8 turnovers per game this season, down from last season (13.4), and 12.7 in ACC games, down from 13.3 last season. Pastner's threshold to win is nine or fewer, which the Jackets accomplished six times this season, four times in conference play.
- **Guard rebounding:** Tadic Jackson, Jose Alvarado and Josh Okogie all averaged 3.6 rebounds per game or higher last season.

A.D. is No Lie

Georgia Tech got a big lift from an unlikely source once ACC play began last season, junior forward Abdoulaye Gueye (pronounced "AB-doo-lee GAY"). During the month of January and into February, the Yellow Jackets saw the 6-9 junior become a legitimate offensive force, and not just a disruptor on defense and on the boards.

Known as "A.D." to his teammates and coaches, the likeable Gueye took advantage of a much-improved hook shot to average 6.5 points (50 percent from the floor) and 4.5 rebounds in in ACC games. He has come off the bench in Tech's last four games in favor of freshman Moses Wright after starting 15 straight games.

He scored in double figures in seven games in conference play, something completely unforeseen during the non-

conference season. In the first 39 games of his career, covering two-plus seasons through the holiday break this year, Gueye had scored a total of 70 points, only once scoring more than six points in a game (13 vs. UT-Rio Grande Valley in November).

"We couldn't stop him at the beginning of the game. Probably were a little surprised at how good he was and how much they went to him, but he was very effective." - Clemson coach Brad Brownell after Gueye scored 14 points with eight boards against the Tigers

	Non-conference	ACC
Scoring	4.7	6.5
Rebounding	4.0	4.5
FG%	37%	50%
FT%	54%	67.9%

Tech's BFFs (Big Freshman Forwards)

Georgia Tech's four-man freshman class in 2017-18 was not highly rated in terms of stars, but head coach Josh Pastner viewed the group of Jose Alvarado, Curtis Haywood II, Evan Cole and Moses Wright as a solid foundation on which to build the Yellow Jackets' program.

With Alvarado and Haywood, the more highly-rated of the group, out for the season with injuries, the other two members of the class received an opportunity to grow. After Tech's Jan. 24 loss at Florida State, Pastner put Cole and Wright in a "red-shirt" program that entailed extra strength and conditioning sessions and extra skill work on the court in addition to the team's regular practices. It paid off for them and for the Jackets.

On Feb. 11 against Duke, when Pastner was unhappy with the performance of Tech seniors Tadic Jackson and Ben Lammers, he put Cole and Wright in the game for their first extended minutes of the ACC season, and they didn't disappoint.

In the second half of that game, the duo combined for 19 points, 12 rebounds, four assists and three blocks in 41 minutes as Tech pared a 26-point second-half deficit down to 11 in an 80-69 loss. As a result, Cole has started Tech's last five games, and Wright the last three.

"Very good basketball player, can score the basketball inside and out, athletic, runs the floor," NC State coach Kevin Keatts said of Cole. "He's going to be a very good basketball player in the ACC, and that means a lot because you're talking about a kid who was originally signed in the (Colonial Athletic Association)."

"He's a live body, long," Clemson coach Brad Brownell said of Wright. "As he continues to get stronger and grow into his body, he's going to be a good player. He's got some perimeter skills where he can put it on the ground once or twice and get to a place and make a play. He's not a great 3-point shooter yet, but he can make one, and that's obviously going to get better."

Regular Season	First 11 ACC Games	Last 7 Games
Minutes per game	2.9	50.7
Points per game	0.5	11.7
Rebounds per game	0.3	10.0
FG%	33% (3-9)	37.5% (30-80)
3FG	0% (0-3)	20% (6-30)
FT%	0% (0-0)	50% (16-32)

Alvarado Freshman Season Cut Short

Freshman point guard Jose Alvarado, recruited to Georgia Tech primarily for his winning attitude, toughness and grit, was given the green light by head coach Josh Pastner to handle the position, sink or swim, before his freshman season came to an abrupt end Feb. 11 against Duke. He dislocated his left elbow in a fall, and missed the rest of the season.

The Brooklyn native, the first Tech player from the New York area in nearly 20 years, was up to the task prior to his

GAME NOTES

TECH NOTEBOOK

McCamish Pavilion 411

Name: McCamish Pavilion (mc-CAME-ish), named for Atlanta insurance executive Hank McCamish who gave the lead gift for the facility

Capacity: approximately 8,600 (6935 court level, 1665 balcony level)

Cost: \$50 million

Contractor: Whiting-Turner

Architect: Populous

Cremins Court: the court remains named for the former Tech head coach

Alexander Courtyard: located at the Fowler Street entrance, honors the former Tech director of athletics and the history of the former Tech home arena named for him

Grand entrance: 10th and Fowler Streets, foyer includes graphic representations of retired jerseys and Tech's two Final Four appearances

Other entrances: West entrance off Fowler Street (students and media), East entrance from main arena parking (for club patrons)

Features: center-hung scoreboard and video boards, mezzanine fascia ribbon boards, theatrical lighting, primarily chairback seating, club area

Facts and Dates

- 2,500 cubic yards of concrete removed
- 3,000 cubic yards of concrete installed
- 500 tons of new steel installed
- Over 1 mile of new railing installed
- 20,000 gallons of paint used
- 2,000 feet of new mechanical piping
- 2,500 feet of new ductwork
- \$4M in new audio-visual and scoreboards
- 50 TV's throughout the concourse and Callaway Club
- Farthest distance material has traveled to get on site: 4,835 miles
- Shortest distance material has traveled to get on site: 1 mile
- Number of Tech alumni involved in the project: over 100
- Number of days construction took: 520
- Number of 1950's old style Coke bottles found while installing the underground foundations: 11
- Number of new staircases: 13
- Number of new sports lights for the competition floor: Over 300
- 270-degree court view from concourse

Groundbreaking: May 5, 2011

Opening: October, 2012

First public event: Oct. 21, 2012 - Jacket Jam (men's and women's scrimmages)

First men's game: Nov. 9, 2012 vs. Tulane

Head coaches: Brian Gregory of Georgia Tech, Ed Conroy of Tulane

Officiating crew: Karl Hess, Gary Maxwell, Raymond Styons

TV announce crew: Tom Werme, Cory Alexander (ACC Network)

First Tech points: Marcus Georges-Hunt (2 FT, 18:13, 1st half)

First basket: Tulane's Josh Davis (18:44, 1st half)

Attendance: 8,600 (sellout)

First women's game: Nov. 11, 2012 vs. Tennessee

Tech played 55 seasons in Alexander Memorial Coliseum, compiling a record of 556-194 (.741). Miami was the last team to play Tech there, a game Tech won, and was the first ACC team to play in McCamish Pavilion, which Miami won. For the 2011-12 season, Tech played its home games at Philips Arena and the Arena at Gwinnett.

injury, averaging 12.6 points per game to rank second on the team, 3.9 rebounds and 3.3 assists with an assist/turnover ratio of 77/56. He also shot the ball well, making 45 percent of his shots from the floor, 37.4 percent from three-point distance, and 80.2 percent from the foul line on 80 attempts, second most on the team behind Josh Okogie, who led the ACC in that category.

Among ACC freshmen, he ranked fifth in scoring and fourth in assists, and was No. 4 overall in steals at the time of his injury.

Alvarado posted 16 double-figure scoring games, four times scoring 20 or more. And the 6-foot playmaker averaged more than 39 minutes per ACC game to rank among the league's top five, playing every minute eight times, including four consecutive games before Duke.

He was not the first Tech point guard to earn the starting job as a freshman and handle it well. He follows such Tech greats at Mark Price, Kenny Anderson, Travis Best, Stephon Marbury, Tony Akins and Jarrett Jack, as well as others who started at the position as freshmen without reaching their lofty accomplishments.

"I was really impressed with Alvarado first time seeing him live. His speed and quickness was really good and I thought he played the game with really good poise." - **Clemson coach Brad Brownell**

Tech's Freshman Point Guards

Player (Season)	PPG	RPG	APG	FG%	3PT%	FT%
Jose Alvarado (2017-18)	12.1	3.7	3.1	.448	.370	.802
Javaris Crittenton (2006-07)	14.4	3.7	5.8	.450	.356	.783
Jarrett Jack (2002-03)	9.5	3.5	6.0	.455	.283	.703
Tony Akins (1998-99)	11.3	3.7	4.8	.316	.288	.667
Stephon Marbury (1995-96)	18.9	3.1	4.6	.457	.370	.738
Travis Best (1991-92)	12.3	2.5	5.7	.449	.386	.735
Kenny Anderson (1989-90)	20.6	5.5	8.1	.515	.410	.733
Mark Price (1982-83)	20.3	3.8	3.3	.435	.440	.877

Wire-to-Wire

Head coach Josh Pastner is not shy about his philosophy of playing a short bench, reminiscent of the way Bobby Cremins coached the Yellow Jackets over his 19 seasons.

Josh Okogie played 92.3 percent of possible minutes in ACC games, while Ben Lammers played 90.2 percent. Jose Alvarado had played 96.7 percent of possible ACC minutes prior to his injury.

Lammers ranked No. 1 among centers nationally in minutes per game. Alvarado had ranked fifth among freshmen nationally in percentage of minutes played and minutes per game before the Duke game.

The threesome had 20 complete games combined in 2017-18 (eight for Alvarado, six for Lammers, five for Okogie), and Tadic Jackson joined the group by playing 40 minutes at Clemson. Tech had at least one player play the full 40 in 12 of 19 ACC games (regular season plus tournament).

NOTE: Between the Cremins era and the arrival of Pastner, only one Georgia Tech player played every minute of a game, regulation or overtime, and that was Marcus Georges-Hunt on Feb. 20, 2016, in a win over Notre Dame at home. In the final 15 seasons of Cremins' tenure (1985-86 through 1999-2000), a total of 196 players logged a 40-minute game.

Assisted Living

Georgia Tech coach Josh Pastner preached and prodded his Yellow Jackets on ball and player movement from the first time he got his team on the practice court. His primary measuring stick on how well the Jackets perform offensively is their ratio of assists to made field goals.

In Pastner's first season, the Yellow Jackets ranked 13th nationally, according to KenPom.com, in highest percentage of assists to made field goals at 62.6 percent, the team's highest rate since the 2000-01 season. Tech's number was 63.2 percent in ACC games. Pastner's nightly goal is 60 percent.

Tech did not perform as well in that department in 2017-

Thin Gold Line

Some of Georgia Tech's most successful teams in the Atlantic Coast Conference era have had thin benches and a trio of players who averaged more than 35 minutes per game in ACC play, beginning with the Yellow Jackets' first ACC Championship team in 1985, dubbed the "Thin Gold Line."

1985 ACC Champions, NCAA Elite Eight

(7-man rotation)

Mark Price	37.2 mpg
Bruce Dalrymple	35.6
John Salley	35.1

1990 ACC Champions, NCAA Final Four

(6-man rotation)

Dennis Scott	40.3 mpg
Kenny Anderson	39.4
Brian Oliver	38.4

1993 ACC Champions, NCAA

(7-man rotation)

Travis Best	37.1
James Forrest	35.6
Malcolm Mackey	35.0

1996 ACC Regular-Season Champions, NCAA Elite Eight

(7-man rotation)

Stephon Marbury	38.6 mpg
Drew Barry	38.6
Matt Harpring	36.8

18, assisting on 54.6 of its made field goals overall, 53.9 against ACC teams, and missing Pastner's 60-percent bar 14 times. Tech remained above the national average (52.5 pct.) in that category.

Tech's top assists-to-made field goals ratios: 1987-88 - 68.3; 1988-89 - 65.9; 1986-87 - 65.8; 1992-93 - 65.0; 1985-86 - 64.8; 2000-01 - 62.9; 1999-00 - 62.9; 2016-17 - 62.6

Guard Your Yard

Due to its ability to play different schemes and keep opponents off balance, Georgia Tech has been able to rely on its defense to win games over Josh Pastner's first two seasons at Georgia Tech.

The Yellow Jackets held all but five opponents under their season scoring average last season, many of them significantly lower. At 67.3 points allowed per game, Tech ranked fourth in the ACC and No. 57 nationally in scoring defense.

- Most significant among the opponents Tech held well below their averages were UCLA (82.6 ppg, 63 vs. Tech), Northwestern (74.0 ppg, 51 vs. Tech), Bethune-Cookman (78.9 ppg, 62 vs. Tech), North Texas (78.4 ppg, 49 vs. Tech), Wofford (77.0 ppg, 63 vs. Tech), Notre Dame (79.8 ppg, 68 and 53 in two games vs. Tech), Miami (74.9 ppg, 54 vs. Tech), Yale (77.4 ppg, 60 vs. Tech) and Syracuse (70.0 ppg, 51 vs. Tech). Even Duke, which led the ACC in scoring average at 89.1, scored 80 against Tech.

- In terms of adjusted offensive efficiency, Tech ranked No. 6 in the ACC in points per 100 possessions against the conference (104.8), No. 61 nationally in all games (98.9).

- Tech's strengths lay in two-point field goal defense (19th at 45.4 pct.), block percentage (15th) and steal percentage (44th).

In 2016-17, Tech ranked No. 6 nationally in adjusted defensive efficiency (91.0 points allowed per 100 possessions).

TECH NOTEBOOK

Media Guidelines

Georgia Tech's practices are closed to the public and the media, but coaches and student-athletes are made available prior to each game before one of the team's practices. Notices will be distributed weekly to confirm the schedule.

TV stations are allowed to shoot B-roll during the first 10 minutes of those practices.

Media are asked to notify Mike Stamus *the day before* of their need to attend and to make specific student-athlete requests.

Interview requests with student-athletes that need to be conducted at other times must be arranged through the Georgia Tech communications office at least 24 hours in advance. These interviews will be conducted at a time and place convenient to the student-athletes' availability and class schedule.

Media are asked not to contact student-athletes directly either by phone, e-mail, text or social media. They are instructed not to respond. Every effort will be made to make them available.

Interviewing Coach Pastner

Media wishing to speak with Coach Pastner at times other than scheduled media availabilities must notify Mike Stamus in the communications office in advance to make or confirm arrangements. He also is available each Monday on the ACC Teleconference (10:50 a.m.) beginning January 7.

Post-Game Protocol

Each head coach will hold a post-game press conference in the designated interview room (Shah Media Room at McCamish Pavilion).

Student-athletes requested by the media will be brought to the interview room following the coaches press conferences, when the team is at home, outside the team's locker room when the team is on the road.

Josh Pastner Radio Show

Head coach Josh Pastner's weekly radio show airs each Monday from 7-8 p.m. on "680 the Fan" and 93.7 FM, beginning Dec. 3.

ACC Coaches Weekly Teleconference

The 15 ACC head basketball coaches will be featured on nine Monday teleconferences during the 2018-19 season, beginning on Monday, January 7, and continuing through March 4. Each coach will have 10 minutes to make an opening statement and answer questions. There will be an instant replay of each teleconference on the Conference's internet site TheACC.com each Monday afternoon.

Georgia Tech head coach Josh Pastner will be on the teleconference at 10:50 a.m. each week.

Coaches that play on Monday in January and February are not required to participate in that day's call. Coach Pastner will be on every Monday at the same time. The teleconference schedule for each Monday will differ for the other 14 head coaches, depending on what teams play that Monday night.

Contact the ACC media relations office at 336-851-6062 for the call-in number and for questions on the schedule.

Tech ranked fourth in the conference in scoring defense (66.8 ppg) and No. 1 in FG percentage defense (39.8 pct.).

Winning Starts at Home

Georgia Tech and head coach Josh Pastner have made a priority of making McCamish Pavilion a real homecourt advantage for the program, and the Yellow Jackets made a good start on that by setting a program record for wins at home (17) in 2017-18, which included a 7-2 ACC record and two NIT victories.

Tech is 12-6 against ACC teams at home under Pastner, and that includes a 5-3 mark against ranked opponents.

The Jackets' 60-53 win over No. 25 Notre Dame on Jan. 10 was just the latest triumph in a list that includes eventual NCAA champion North Carolina (No. 9 at the time), No. 6 Florida State and No. 15 Notre Dame last season, as well as a 64-54 win over No. 15 Miami on Jan. 3 this season. Tech's only losses came to No. 9 Louisville last January and to No. 2 Virginia and No. 18 Clemson this season.

Tech is 29-11 overall at McCamish Pavilion under Pastner.

Jackets' Signing Class Ranked No. 46

Georgia Tech's 2018 signing class was ranked No. 46 in the nation in a composite ranking published by 247Sports.

Tech signed a trio of high school prospects – 6-3 guard Michael Devoe of Orlando, Fla., 6-7 forward Khalid Moore of New York, N.Y., and 6-9 forward Kristian Sjolund of Kongsberg, Norway by way of Katy, Texas - to national letters-of-intent during the November signing period.

All three prospects are highly regarded for their talent level, versatility and upside as head coach Josh Pastner continued to build the Yellow Jackets' program.

Devoe, a four-star prospect, was ranked No. 62 in the Rivals 150, and No. 56 in the ESPN 100 (No. 15 point guard in the nation. He led Oak Ridge High School in Orlando, Fla., to a berth in the state quarterfinals as a junior before enrolling at Montverde Academy for his senior year, helping them to a national championship.

Moore was rated a 3-star prospect in the composite 247Sports ranking (No. 51 small forward, No. 5 in New York), as well as a 4-star prospect by ESPN (No. 42 small forward, No. 3 in New York. He attended the same high school that sent All-American Kenny Anderson to Georgia Tech in 1989, and he was a teammate of current Tech freshman Jose Alvarado on the New York Rens AAU team.

Sjolund was rated a 3-star prospect in the composite 247Sports ranking (No. 56 small forward, No. 18 in Texas), as well as a 4-star by ESPN (No. 36 small forward, No. 17 in Texas). He was born in the state of Washington but grew up in Norway, and has lived in the United States since 2014. He played for the Shooting Stars Red AAU team. Sjolund played with Norway in the 2015 FIBA u16 European Championships, averaging 18.7 points and 5.9 rebounds a game. Then in 2017 he played in the U18 Nordic Championship and scored 7.2 points a game.

Four Tech Alumni on NBA Rosters

Since 1982, Georgia Tech has produced 19 first-round NBA draft picks and 44 draft picks overall. A total of 38 Georgia Tech alumni have played in the NBA.

Four former Georgia Tech basketball stars were on NBA rosters at the start of the 2018-19 season, including guard Josh Okogie, who was drafted 20th overall by for the Minnesota Timberwolves.

Iman Shumpert, a seven-year NBA veteran, played his third full season in Cleveland after helping the Cavaliers win the NBA championship in 2016, and was traded before the deadline to Sacramento.

Thaddeus Young, an 11-year NBA veteran, is now in his third season with the Indiana Pacers after playing seven seasons in Philadelphia, one in Minnesota and two in Brooklyn.

Derrick Favors has emerged as a key figure in his eighth season in Utah and re-signed with the team after becoming a free agent.

Arts and Letters

Beginning with Moe Miller and Lance Storrs in the summer of 2011, every four-year senior in the Georgia Tech program has graduated. Tech's 2018 seniors, Tadic Jackson and Ben Lammers, were both on track to compete their degree requirements in the spring (Jackson) and fall (Lammers) semesters.

Derek Craig and Nick Foreman received their Tech degrees in 2012, as did the 2013 senior class of Mfon Udofia, who finished his business administration degree work in the summer, and Pierre Jordan, who completed his Masters degree requirements in building construction in the spring. Brandon Reed graduated in the summer with his management degree before transferring back to Arkansas State to play his final year of basketball.

All three of Tech's four-year seniors in 2013-14 - Kammeon Holsey, Daniel Miller and Jason Morris - graduated that spring. Robert Sampson, the Jackets' only undergraduate scholarship senior in 2014-15, graduated in the spring.

From the 2015-16 squad, Marcus Georges-Hunt walked the stage at commencement in May, accomplishing the rare feat of graduating in four years. Point guard Travis Jorgenson, who elected not to use his final year of eligibility, will receive his degree in December.

From the 2016-17 team, Josh Heath, Corey Heyward (fifth-year because of an injury redshirt in 2012-13) and Quinton Stephens all graduated in May of 2017, while Rand Rowland finished his requirements and received his degree in December of 2016. Both graduate transfers, Kellen McCormick (summer of 2017) and Jordan Price (fall of 2017), received their Masters degrees.

Georges-Hunt and current senior Tadic Jackson have made the Academic All-ACC team twice, and the Yellow Jackets have had at least one player named to that team since it was instituted for the 2010-11 season.

Tech's men's basketball team has recorded the highest Academic Progress Report scores the last five years since the NCAA began tracking academic performance in 2004-05. The Jackets scored a perfect team single year APR score of 1000 three straight years from 2011-13.

Welcome to The Hank

Georgia Tech is playing its seventh season in McCamish Pavilion, which was for all intents and purposes, brand new when it opened for the 2012-13 season. The only physical elements of McCamish Pavilion that remain from the venerable Alexander Memorial Coliseum are the roof, which was re-covered, and the 32 steel ribs that support it.

The capacity of McCamish Pavilion is 8,600, including 1,665 seats in the new balcony level and 6,935 seats in the lower seating bowl. There are no suites, but there is a premium club area that seats 500. Alexander Memorial Coliseum seated 9,191 spectators in its final configuration.

The most impressive features of McCamish Pavilion are its grand entrance, which fronts 10th and Fowler Streets, the ability for patrons to view the court from the main concourse all the way around, and the theatrical lighting system, which concentrates light on the court while leaving the seating areas dark, modeled after the Staples Center in Los Angeles and Madison Square Garden in New York.

Tech played 55 seasons in Alexander Memorial Coliseum, compiling a record of 556-194 (.741). Miami was the last team to play Tech in Alexander Memorial Coliseum, a game Tech won, and was the first ACC team to play in McCamish Pavilion on Jan. 5, which Miami won. For the 2011-12 season, Tech played its home games at Philips Arena and the Arena at Gwinnett.

TECH NOTEBOOK

Tech Alumni in the NBA

Player	Team
Derrick Favors	Utah Jazz
Josh Okogie	Minnesota Timberwolves
Iman Shumpert	Sacramento Kings
Thaddeus Young	Indiana Pacers

Tech Alumni Elsewhere

Alade Aminu	Hapoel T-A (Israel)
Tony Akins	CC Egis (South Korea)
Chris Bosh	NBA free agent
Will Bynum	Yedigiresun (Turkey)
Demarco Cox	Quimper (France)
Mouhammad Faye	Crvena Zvezda (Serbia)
Marcus Georges-Hunt	Maine Red Claws (G League)
Trae Golden	Avtodor (Russia)
Kammeon Holsey	Craiova (Romania)
Jarrett Jack	NBA free agent
Tadic Jackson	AB Contern (Luxembourg)
Ben Lammers	Bilbao Basket (Spain)
Gani Lawal	Shiga L-Stars (Japan)
Stephon Marbury	Beijing Fly Dragons (China)
Anthony McHenry	Shinshu BW (Japan)
Daniel Miller	Sendai 89ers (Japan)
Charles Mitchell	Ferro Carril (Argentina)
Anthony Morrow	NBA free agent
Zachery Peacock	Bourg (France)
Glen Rice, Jr.	Humacao Caciques (Bosnia)
Robert Sampson	Mornar Bar (Montenegro)
Adam Smith	Orasi RAV (Italy)
Jeremis Smith	Soles (Mexico)
Quinton Stephens	Coruna (Spain)

Former Tech Players in Coaching

Player (at Tech)	Current Position
Kenny Anderson (1989-91)	*Fisk University
Ty Anderson (2006-09)	*South Gwinnett HS
Rod Balanis (1990-94)	#Notre Dame
B.J. Elder (2001-05)	*Clarkston HS (Atlanta)
Shaun Fein (1999-2001)	#Brooklyn Nets
Dion Glover (1997-98)	#Grand Rapids (NBA G-League)
Pierre Jordan (2011-13)	#Tennessee State
Maurice Miller (2007-11)	*Raleigh-Egypt HS (Memphis)
Winston Neal (1999-01)	*Columbia State (Tenn.)
Mark Price (1982-86)	Denver Nuggets
Fred Vinson (1992-94)	#New Orleans Pelicans
Mfon Udofia	#Erie (NBA G-League)

Former Tech Coaches in Coaching

Coach (at Tech)	Current Position
Perry Clark (1982-88)	#South Carolina
Sherman Dillard (1988-94)	#Iowa
Chad Dollar (2011-16)	#South Florida
Brian Gregory (2011-16)	*South Florida
Tom Herrion (2014-16)	#South Florida
Robert McCullum (2010-11)	*Florida A&M
Billy Schmidt (2011-14)	+OKC Thunder
Cliff Warren (2000-05)	+Maryland
Charlton Young (2005-09)	#Florida State
Peter Zaharis (2000-11)	#Emory

*head coach; #assistant coach; +other staff

Tech's NCAA Tournament History

Georgia Tech played in the NCAA Tournament five times in 11 seasons under head coach Paul Hewitt and has played in the event 16 times in its history. Fifteen of those appearances have occurred from 1985 to the present.

Tech has a record of 23-16 in NCAA Tournament play, highlighted by its 2004 trip to the NCAA title game as well as a Final Four berth in 1990. The Yellow Jackets have reached the NCAA Sweet 16 seven times (1960, 1985, 1986, 1990, 1992, 1996, 2004).

The 2004 and 2005 appearances were the Yellow Jackets' first back-to-back appearances since Bobby Cremins led the Institute to the Big Dance nine straight years from 1985-93.

Georgia Tech has won at least one game in 11 of its 16 NCAA Tournament appearances.

Tech's ACC Tournament History

Georgia Tech has played in 39 ACC Tournaments, and has a 26-36 all-time record in the event. The Yellow Jackets have won three championships, in 1985 (Atlanta), 1990 (Charlotte) and 1993 (Charlotte).

Tech has been a runner-up four times (1986, 1996, 2005, 2010). The 1986, 1996 and 2010 runs to the finals occurred in Greensboro. Tech also made the finals in 2005 at the Verizon Center in Washington, D.C.

Tech was 0-2 in the ACC Tournament under coach Dwane Morrison, 15-16 under Bobby Cremins (including all three titles), 9-11 under Paul Hewitt (runner-up in 2005 and 2010), 2-5 under Brian Gregory, and 0-2 under Josh Pastner.

MISCELLANEOUS

Starting Lineups

Game	F	F	G	G	G
N9 LAMAR	Gueye	Cole	Phillips	Haywood II	Alvarado
N13 at Tennessee					
N16 EAST CAROLINA					
N21 UT RIO GRANDE VALLEY					
N23 PRAIRIE VIEW A&M					
N28 at Northwestern					
D1 vs. St. John's					
D9 FLORIDA A&M					
D17 GARDNER-WEBB					
D19 at Arkansas					
D22 GEORGIA					
D28 KENNESAW STATE					
J2 USC UPSTATE					
J5 WAKE FOREST					
J9 VIRGINIA TECH					
J12 at Syracuse					
J16 at Clemson					
J19 LOUISVILLE					
J22 NOTRE DAME					
J26 at Duke					
J29 NORTH CAROLINA					
F2 at Florida State					
F6 CLEMSON					
F10 at Notre Dame					
F13 at Virginia Tech					
F16 FLORIDA STATE					
F20 PITTSBURGH					
F23 at Miami					
F27 at Virginia					
M3 BOSTON COLLEGE					
M6 at NC State					

Specialty Stats (GT/Opp)

Game	Paint	Off TO	2ndCh	FBreak	Bench
N9 LAMAR	38/30	22/18	9/7	16/21	41/27
N13 at Tennessee					
N16 EAST CAROLINA					
N21 UT RIO GRANDE VALLEY					
N23 PRAIRIE VIEW A&M					
N28 at Northwestern					
D1 vs. St. John's					
D9 FLORIDA A&M					
D17 GARDNER-WEBB					
D19 at Arkansas					
D22 GEORGIA					
D28 KENNESAW STATE					
J2 USC UPSTATE					
J5 WAKE FOREST					
J9 VIRGINIA TECH					
J12 at Syracuse					
J16 at Clemson					
J19 LOUISVILLE					
J22 NOTRE DAME					
J26 at Duke					
J29 NORTH CAROLINA					
F2 at Florida State					
F6 CLEMSON					
F10 at Notre Dame					
F13 at Virginia Tech					
F16 FLORIDA STATE					
F20 PITTSBURGH					
F23 at Miami					
F27 at Virginia					
M3 BOSTON COLLEGE					
M6 at NC State					

Miscellaneous

Game	Opponent	Uniform Color	Tip	Large Lead	Large Deficit	Lead Ties	GT Changes	Opp Led	Game Tied	1st GT Sub	On the Floor at the End
N9 LAMAR	LAMAR	White	LU	28	--	--	--	37:37	--	2:23	Alston for Haywood, 14:28 Alston, Alvarado, Devoe, Haywood II, Wright
N13 at Tennessee	at Tennessee										
N16 EAST CAROLINA	EAST CAROLINA										
N21 UTRGV	UTRGV										
N23 PRAIRIE VIEW A&M	PRAIRIE VIEW A&M										
N28 at Northwestern	at Northwestern										
D1 vs. St. John's	vs. St. John's										
D9 FLORIDA A&M	FLORIDA A&M										
D17 GARDNER-WEBB	GARDNER-WEBB										
D19 at Arkansas	at Arkansas										
D22 GEORGIA	GEORGIA										
D28 KENNESAW STATE	KENNESAW STATE										
J2 USC UPSTATE	USC UPSTATE										
J5 WAKE FOREST	WAKE FOREST										
J9 VIRGINIA TECH	VIRGINIA TECH										
J12 at Syracuse	at Syracuse										
J16 at Clemson	at Clemson										
J19 LOUISVILLE	LOUISVILLE										
J22 NOTRE DAME	NOTRE DAME										
J26 at Duke	at Duke										
J29 NORTH CAROLINA	NORTH CAROLINA										
F2 at Florida State	at Florida State										
F6 CLEMSON	CLEMSON										
F10 at Notre Dame	at Notre Dame										
F13 at Virginia Tech	at Virginia Tech										
F16 FLORIDA STATE	FLORIDA STATE										
F20 PITTSBURGH	PITTSBURGH										
F23 at Miami	at Miami										
F27 at Virginia	at Virginia										
M3 BOSTON COLLEGE	BOSTON COLLEGE										
M6 at NC State	at NC State										

ROSTER AT-A-GLANCE

NUMERICAL

No.	Name	Pos.	Ht.	Wt.	Cl.	Exp.	Hometown (High School/College)
0	Michael Devoe	G	6-4	188	Fr.	HS	Orlando, Fla. (Montverde Academy)
1	James Banks III#	F	6-8	243	Jr.	TR	Decatur, Ga. (La Lumiere School, LaPorte, Ind.)/Texas)
2	Shembari Phillips	G	6-3	202	Jr.	TR	Atlanta, Ga. (Wheeler HS/Tennessee)
3	Evan Cole	F	6-9	217	So.	1VL	Cumming, Ga. (South Forsyth HS)
4	Brandon Alston	G	6-5	203	r-Sr.*	1VL	Vienna, Va. (Herndon HS/Lehigh)
5	Moses Wright	F	6-9	221	So.	1VL	Raleigh, N.C. (William G. Enloe HS)
10	Jose Alvarado	G	6-0	176	So.	1VL	Brooklyn, N.Y. (Christ the King HS)
11	Evan Jester	F	6-6	191	So.	1VL	Fayetteville, Ga. (Sandy Creek HS)
12	Khalid Moore	F	6-6	200	Fr.	HS	Briarwood, N.Y. (Archbishop Molloy HS)
13	Curtis Haywood II	G	6-5	202	So.	1VL	Oklahoma City, Okla. (Mustang HS/Brewster Academy, N.H.)
24	Sylvester Ogbonda	F	6-10	237	r-Jr.	2VL	Port Harcourt, Nigeria (National Christian Academy, Fort Washington, Md.)
32	Avi Schafer	C	6-8	235	So.	1VL	Osaka, Japan (Brewster Academy, N.H.)
34	Abdoulaye Gueye	F	6-9	217	r-Sr.	3VL	Dakar, Senegal (Central Park Christian/Birmingham, Ala.)
35	Kristian Sjolund	F	6-7	200	Fr.	HS	Katy, Texas (Obra D. Tompkins HS)
45	Shaheed Medlock	G	6-5	196	Jr.	1VL	Waycross, Ga. (Ware County)
55	Malachi Rice	G	6-0	186	So.	1VL	Indianapolis, Ind. (Brebeuf Jesuit Preparatory School)

ALPHABETICAL

No.	Name	Pos.	Ht.	Wt.	Cl.	Exp.	Hometown (High School/College)
4	Brandon Alston	G	6-5	203	r-Sr.*	1VL	Vienna, Va. (Herndon HS/Lehigh)
10	Jose Alvarado	G	6-0	176	So.	1VL	Brooklyn, N.Y. (Christ the King HS)
1	James Banks III#	F	6-8	243	Jr.	TR	Decatur, Ga. (La Lumiere School, LaPorte, Ind.)/Texas)
3	Evan Cole	F	6-9	217	So.	1VL	Cumming, Ga. (South Forsyth HS)
0	Michael Devoe	G	6-4	188	Fr.	HS	Orlando, Fla. (Montverde Academy)
34	Abdoulaye Gueye	F	6-9	217	r-Sr.	3VL	Dakar, Senegal (Central Park Christian-Birmingham, Ala.)
13	Curtis Haywood II	G	6-5	202	So.	1VL	Oklahoma City, Okla. (Mustang HS/Brewster Academy, N.H.)
11	Evan Jester	F	6-6	191	So.	1VL	Fayetteville, Ga. (Sandy Creek HS)
45	Shaheed Medlock	G	6-5	196	Jr.	1VL	Waycross, Ga. (Ware County)
12	Khalid Moore	F	6-6	200	Fr.	HS	Briarwood, N.Y. (Archbishop Molloy HS)
24	Sylvester Ogbonda	F	6-10	237	r-Jr.	2VL	Port Harcourt, Nigeria (National Christian Academy, Fort Washington, Md.)
2	Shembari Phillips	G	6-3	202	Jr.	TR	Atlanta, Ga. (Wheeler HS/Tennessee)
55	Malachi Rice	G	6-0	186	So.	1VL	Indianapolis, Ind. (Brebeuf Jesuit Preparatory School)
32	Avi Schafer	C	6-8	235	So.	1VL	Osaka, Japan (Brewster Academy, N.H.)
35	Kristian Sjolund	F	6-7	200	Fr.	HS	Katy, Texas (Obra D. Tompkins HS)
5	Moses Wright	F	6-9	221	So.	1VL	Raleigh, N.C. (William G. Enloe HS)

*graduate student; #must sit out 2018-19 season due to NCAA transfer rules

Head Coach: Josh Pastner (Arizona, 1997), 3rd season

Assistant Coaches:

- Eric Reveno (Stanford, 1989), 3rd season
- Julian Swartz (Carroll College, 2005), 3rd season
- Anthony Wilkins (Kent State, 2013), 1st season

Director of Operations: Tyler Benson (St. Bonaventure, 2009), 3rd season

Director of Player Personnel: Mario West (Georgia Tech, 2007), 3rd season

Director of Scouting: Hayden Sheridan (Arizona, 2016), 1st season

Athletic Trainer: Richard Stewart (Salisbury, 2005), 12th season

Player Development Coach: Dan Taylor (Franklin Pierce, 2002), 3rd season

Pronunciations

Jose Alvarado	AL-vuh-ROD-oh
Abdoulaye Gueye	ahb-doo-LYE gay
Khalid Moore	kuh-LEED
Sylvester Ogbonda	oh-BOND-uh
Shembari Phillips	shem-BAR-ee
Eric Reveno	REV-uh-no
Malachi Rice	MAL-uh-ky
Avi Schafer	AH-vee
Kristian Sjolund	SHO-lund

BY CLASS

Freshmen: Michael Devoe, Khalid Moore, Kristian Sjolund

Sophomores: Jose Alvarado, Evan Cole, Curtis Haywood II, Evan Jester, Malachi Rice, Avi Schafer, Moses Wright

Juniors: James Banks (transfer), Shaheed Medlock, Sylvester Ogbonda (r), Shembari Phillips

Seniors: Brandon Alston (grad.), Abdoulaye Gueye (r)

BY STATE/COUNTRY

Florida: Michael Devoe

Georgia: James Banks, Evan Cole, Evan Jester, Shaheed Medlock, Shembari Phillips

Indiana: Malachi Rice

Japan: Avi Schafer

New York: Jose Alvarado, Khalid Moore

Nigeria: Sylvester Ogbonda

North Carolina: Moses Wright

Oklahoma: Curtis Haywood II

Senegal: Abdoulaye Gueye

Texas: Kristian Sjolund

Virginia: Brandon Alston

BY BIRTHDATE

January 11, 1996 Sylvester Ogbonda

January 16, 1998 James Banks

January 28, 1998 Avi Schafer

March 5, 1999 Evan Jester

March 6, 1999 Malachi Rice

March 21, 1997 Shembari Phillips

April 12, 1998 Jose Alvarado

May 10, 1995 Brandon Alston

May 11, 1999 Evan Cole

July 29, 2000 Khalid Moore

September 10, 1999 Kristian Sjolund

September 24, 1997 Curtis Haywood II

October 13, 1997 Shaheed Medlock

November 24, 1994 Abdoulaye Gueye

December 17, 1999 Michael Devoe

December 23, 1998 Moses Wright

BY MAJOR

Economics: Brandon Alston (Masters), Malachi Rice

Business Administration: Evan Cole, Michael Devoe, Abdoulaye Gueye, Curtis Haywood II, Evan Jester, Sylvester Ogbonda, Moses Wright

Computer Science: Shaheed Medlock

History, Science & Technology: Shembari Phillips

Industrial Design: Kristian Sjolund

Literature, Media & Communication: Jose Alvarado

Undecided Engineering: Khalid Moore

Physics: Avi Schafer

Psychology: Justin Moore

BY HEIGHT

6-0 Jose Alvarado, Malachi Rice

6-3 Shembari Phillips

6-4 Michael Devoe

6-5 Brandon Alston, Curtis Haywood II, Shaheed Medlock

6-6 Evan Jester, Khalid Moore

6-7 Kristian Sjolund

6-8 James Banks, Avi Schafer

6-9 Evan Cole, Abdoulaye Gueye, Moses Wright

6-10 Sylvester Ogbonda

RADIO/TV ROSTER



Brandon Alston
G • 6-5 • Sr. (Grad.)

4



Jose Alvarado
G • 6-0 • So.

10



James Banks
G • 6-8 • Jr.

1



Evan Cole
F • 6-9 • So.

3



Michael Devoe
G • 6-4 • Fr.

0



Abdoulaye Gueye
F • 6-9 • r-Sr.

34



Curtis Haywood II
G • 6-5 • So.

13



Evan Jester
F • 6-6 • So.

11



Shaheed Medlock
G • 6-5 • Jr.

45




Khalid Moore
F • 6-6 • Fr.

12



Sylvester Ogbonda
F • 6-10 • r-Jr.

24



Shembari Phillips
G • 6-3 • r-Jr.



Malachi Rice
G • 6-0 • So.

55



Avi Schafer
C • 6-8 • So.

32



Kristian Sjolund
G • 6-7 • Fr.

35



Moses Wright
F • 6-9 • So.

5



Josh Pastner
Head Coach



Eric Reveno
Assistant Coach



Julian Swartz
Assistant Coach



Anthony Wilkins
Assistant Coach



Tyler Benson
Director of Operations



Mario West
Director of Player Personnel



Hayden Sheridan
Video Coordinator

GAME NOTES

BROADCAST MEDIA CHEAT SHEET



0

MICHAEL DEVOE

Yr	GP/GS	PPG	RPG	APG	FG%	3FG%	FT%
2018-19	1/0	9.0	1.0	2.0	.600	.500	.500
Career	1/0	9.0	1.0	2.0	.600	.500	.500
Season High		Pts: 9	Reb: 1	Ast: 2	Min: 17		
Career High		Pts: 9	Reb: 1	Ast: 2	Min: 17		

Freshman • Guard • 6-4 • 188 • Orlando, Fla./Montverde Academy

- 4-star prospect ranked among the top 50 prep players in class of 2018
- Helped lead Montverde Academy to a national championship as a senior
- Scored 21 points with 3 rebounds, 3 assists in national championship game
- Played 17 minutes, scored 9 points in collegiate debut




2

SHEMBARI PHILLIPS

Yr	GP/GS	PPG	RPG	APG	FG%	3FG%	FT%
18-19	1/1	10.0	4.0	4.0	.571	.333	1.000
Career	65/25	5.8	2.5	1.4	.400	.370	.772
Season High		Pts: --	Reb: --	Ast: --	Min: --		
Career High		Pts: 23	Reb: 7	Ast: 7	Min: 38		

Junior • Guard • 6-3 • 202 • Atlanta, Ga./Tennessee

- Part-time starter in two seasons at Tennessee (64 games, 24 starts)
- Scored 10 points with 4 assists in his Tech debut
- Wore jersey #25 at Tennessee
- Attended Wheeler HS in Marietta, Ga.



3

EVAN COLE

Yr	GP/GS	PPG	RPG	APG	FG%	3FG%	FT%
2018-19	1/1	5.0	2.0	1.0	.250	.000	.750
Career	25/8	3.3	2.6	0.5	.448	.261	.533
Season High		Pts: 10	Reb: 10	Ast: 2	Min: 36		
Career High		Pts: 10	Reb: 10	Ast: 2	Min: 36		

Sophomore • Forward • 6-9 • 217 • Cumming, Ga./South Forsyth HS

- Started last 6 games after playing in just 5 (12 minutes) of Tech's first 10 ACC games last season
- Last 7 games: 27.7 mpg, 6.9 ppg, 5.3 rpg, 18-34 FG, 8 assists, 6 blocks, 3 steals
- Spring signee in 2017 who had re-opened recruitment after originally signing with UNC Wilmington
- Stepmom is in Georgia Tech Sports Hall of Fame - softball pitcher Jessica Sallinger Cole



4

BRANDON ALSTON

Yr	GP/GS	PPG	RPG	APG	FG%	3FG%	FT%
2018-19	1/0	17.0	0.0	2.0	.600	.800	.250
Career	95/30	5.7	1.8	1.1	.412	.369	.715
Season High		Pts: 20	Reb: 6	Ast: 5	Min: 38		
Career High		Pts: 20	Reb: 6	Ast: 5	Min: 38		

Senior (Grad.) • Guard • 6-5 • 203 • Vienna Va./Lehigh

- Started 19 games last season; "3 and D" role for the Jackets; 6 double-figure games
- Team-high 17 points (4-5 on threes) vs. Lamar
- Surpassed 500 points for his career Feb. 11 vs. Duke (now at 553)
- Graduate transfer from Lehigh has two years of eligibility at Tech




5

MOSES WRIGHT

Yr	GP/GS	PPG	RPG	APG	FG%	3FG%	FT%
2018-19	1/0	8.0	4.0	1.0	.667	.000	.000
Career	26/10	3.8	3.4	0.7	.325	.061	.528
Season High		Pts: 8	Reb: 4	Ast: 1	Min: 17		
Career High		Pts: 19	Reb: 8	Ast: 3	Min: 35		

Sophomore • Forward • 6-9 • 221 • Raleigh, N.C./William G. Enloe HS

- "Stretch-4" who started 9 games, including last 4 of last season
- Last 7 games - 23 mpg, 4.9 ppg, 4.7 rpg
- Career-best 19 points (8-9 FG) with 7 rebs, 3 steals vs. FAMU
- Has 7-foot-2 wingspan, gained four inches and 40 pounds since sophomore year of high school



10

JOSE ALVARADO

Yr	GP/GS	PPG	RPG	APG	FG%	3FG%	FT%
2018-19	25/25	12.1	3.7	3.1	.448	.370	.802
Career	26/26	12.2	3.7	3.2	.500	.286	.000
Season High		Pts: 14	Reb: 3	Ast: 5	Min: 34		
Career High		Pts: 23	Reb: 7	Ast: 7	Min: 45		

Freshman • Guard • 6-0 • 174 • Brooklyn, N.Y./Christ the King HS

- Tough, gritty guard who suffered fractured elbow vs. Duke, out remainder of season
- Was 4th among freshmen in NCAA in minutes/game (39.3 pg vs. ACC), 8 complete games
- Reached double figures in 16 games, 5th among ACC freshmen in scoring, 4th in assists
- 3rd in ACC in steals (1.8 per game)



12

KHALID MOORE

Yr	GP/GS	PPG	RPG	APG	FG%	3FG%	FT%
2018-19	1/0	0.0	1.0	1.0	.000	.000	.000
Career	1/0	0.0	1.0	1.0	.000	.000	.000
Season High		Pts: --	Reb: 1	Ast: 1	Min: 7		
Career High		Pts: --	Reb: 1	Ast: 1	Min: 7		

Freshman • Forward • 6-6 • 200 • Briarwood, N.Y./Archbishop Molloy HS

- Lengthy athletic wing rated a 3-star prospect in class of 2018
- Attended alma mater of legendary Tech guard Kenny Anderson
- Played on same AAU team as Tech sophomore Jose Alvarado
- Scored over 1,000 points in high school career



13

CURTIS HAYWOOD II

Yr	GP/GS	PPG	RPG	APG	FG%	3FG%	FT%
2018-19	1/1	13.0	0.0	4.0	.444	.429	1.000
Career	16/8	5.8	2.7	2.5	.394	.377	.850
Season High		Pts: 15	Reb: 8	Ast: 6	Min: 37		
Career High		Pts: 15	Reb: 8	Ast: 6	Min: 37		

Sophomore • Guard • 6-5 • 202 • Oklahoma City, Okla./Brewster Acad.

- Missed last 11 games last season with stress reaction in right leg
- Averaged 34 minutes, 10.5 points in his last 6 games before injury, hitting 18-34 FG, 12-22 on 3s
- Scored 13 points with three 3s vs. Lamar
- Helped Brewster Academy to 33-0 national championship season as high school senior



24

SYLVESTER OGBONDA

Yr	GP/GS	PPG	RPG	BK/G	FG%	3FG%	FT%
2018-19	1/0	7.0	9.0	1.0	.400	.000	.600
Career	33/0	1.5	1.2	0.3	.486	.000	.583
Season High		Pts: 7	Reb: 9	Blk: 1	Min: 23		
Career High		Pts: 8	Reb: 9	Blk: 3	Min: 23		

Junior-R • Center • 6-10 • 237 • Port Harcourt, Nigeria/Nat'l Christian Academy

- Played in just 32 games in two seasons (4.4 mpg) as a backup to Ben Lammers
- Played 23 minutes vs. Lamar (7 pts, 9 reb) after playing just 21 minutes in 9 games last season
- Redshirted in 2015-16 season
- Played in 23 games (5.2 minutes per game) in 2016-17



34

ABDOULAYE GUEYE

Yr	GP/GS	PPG	RPG	BK/G	FG%	3FG%	FT%
2018-19	1/1	5.0	7.0	5.0	.500	.000	.500
Career	60/27	3.6	3.3	0.9	.455	.133	.548
Season High		Pts: 16	Reb: 9	Blk: 5	Min: 39		
Career High		Pts: 16	Reb: 9	Blk: 5	Min: 39		

Senior-R • Forward • 6-9 • 217 • Dakar, Senegal/Central Park Christian

- Long wiry player who can play the "4" or the "5" positions, disruptive on defense and boards
- Started 15 straight games at PF spot before Feb. 21 at UVA, 7 double-figure games
- Good defender and rebounder, and a much improved passer, scored career-best 16 at Pittsburgh
- Had 32 assists, 33 blocked shots, 19 steals



35

KRISTIAN SJOLUND

Yr	GP/GS	PPG	RPG	APG	FG%	3FG%	FT%
2018-19	1/0	0/0	0.0	1.0	.000	.000	.000
Career	1/0	0/0	0.0	1.0	.000	.000	.000
Season High		Pts: --	Reb: --	Ast: --	Min: --		
Career High		Pts: --	Reb: --	Ast: --	Min: --		

Freshman • Forward • 6-7 • 200 • Kongsberg, Norway/Tompkins HS

- Versatile HS player with international experience, 3-star prospect in class of 2018
- Played four years at Obra D. Tompkins HS in Katy, Texas, making 6A state finals in 2018
- Born in Washington state, grew up on Kongsberg, Norway
- Played for Norway in 2015 FIBA U16 Championships, 2017 U18 Nordic Championship

GAME NOTES