



# LOUISVILLE FOOTBALL

Rocco Gasparro | Rocco@GoCards.com | Cell: 502-262-2258 | Office: 502-852-0102  
@UofLFootball | Facebook.com/UofLFootball | GoCards.com

## SERIES HISTORY

**SERIES INFORMATION:** First Meeting  
**OVERALL SERIES RECORD:** First Meeting  
**In Louisville:** First Meeting  
**In Atlanta:** First Meeting  
**First Meeting:** First Meeting  
**Last Meeting:** First Meeting  
**Longest Louisville Win Streak:** First Meeting  
**Longest Georgia Tech Win Streak:** First Meeting  
**Largest UL Win Margin:** First Meeting  
**Largest Georgia Tech Margin:** First Meeting  
**Smallest Georgia Tech Win Margin:** First Meeting  
**SHUTOUTS:** 0  
**OVERTIMES:** 0

## GAME INFORMATION

• **TV:** ESPN  
• **PLAY-BY-PLAY:** Clay Matvick  
• **ANALYST:** Dan Orlovsky  
• **SIDELINE:** Paul Carcatera

• **SIRIUS:** 119  
• **XM:** 193  
• **INTERNET:** 955

• **RADIO:** 840 WHAS/790 WKRD  
• **PLAY-BY-PLAY:** Paul Rogers  
• **ANALYST:** Alex Kupper  
• **SIDELINE:** Jody Demling

## Social Media

• **FOOTBALL TWITTER:** @UofLFootball  
• **FACEBOOK:** facebook.com/UofLFootball  
• **INSTAGRAM:** @UofLFootball  
• **WEBSITE:** GoCards.com  
• **ATHLETICS TWITTER:** @GoCards  
• **ATHLETICS FACEBOOK:** Facebook.com/GoCards

## LOUISVILLE SCHEDULE

Sept. 1	vs. #1 Alabama (ABC)	L, 14-51
Sept. 8	Indiana State (ACC Net.)	W, 31-7
Sept. 15	Western Kentucky (RSN)	W, 20-17
Sept. 22	*at Virginia (RSN)	L, 3-27
Sept. 29	*Florida State (ESPN2)	L, 24-28
Oct. 5	*Georgia Tech (ESPN)	7 p.m.
Oct. 13	*at Boston College	TBA
Oct. 27	*Wake Forest	TBA
Nov. 3	*at Clemson	TBA
Nov. 9	*at Syracuse	7 p.m.
Nov. 17	*NC State	TBA
Nov. 24	Kentucky	TBA



## LOUISVILLE (2-3, 0-2) VS. GEORGIA TECH (2-3, 0-2)

Oct. 5, 2018 | 7 p.m. | Louisville, Ky. | Cardinal Stadium (61,800)  
TV: ESPN | Radio: Louisville Sports Network



### LOUISVILLE CARDINALS

**Pts.:** 18.4 | **Rush:** 120.0 | **Pass:** 191.6 | **Off:** 311.6  
**Rankings:** AP - N/A, Coaches - N/A, CFP - N/A  
**Series Record:** First Meeting  
**Passing:** Jawon Pass (62-120-7, 760 yds, 4 TD)  
**Rushing:** Malik Cunningham (33 att, 183 yards, 1 TD)  
**Receiving:** Dez Fitzpatrick (14 rec, 168 yards, 1 TD)  
**Tackles:** Dee Smith (32 tackles)  
**Sacks:** G.G. Robinson/Jarrett Jackson (2.0 sacks)  
**Interceptions:** Avery/Burns (1 interception)  
**Field Goals:** Blanton Creque (5-5 field goals)

### GEORGIA TECH YELLOW JACKETS

**Pts.:** 36.4 | **Rush:** 339.2 | **Pass:** 114.0 | **Off:** 453.2  
**Series Record:** First Meeting  
**Passing:** TaQuon Marshall (30-63-4, 542 yds, 2 TD)  
**Rushing:** TaQuon Marshall (88 att, 382 yards, 7 TD)  
**Receiving:** Brad Stewart (8 rec, 88 yards, 1 TD)  
**Tackles:** Malik Rivera (25 tackles)  
**Sacks:** Kyle Cerge-Henderson (2.0 sacks)  
**Interceptions:** Malik Rivera (2 interceptions)  
**Field Goals:** Brenton King (1-4 field goals)

## CARDINALS FACE GEORGIA TECH FOR FIRST TIME IN SCHOOL HISTORY

■ The University of Louisville football team faces Georgia Tech for the first time in school history when the two schools square off Friday night at Cardinal Stadium for a 7 p.m. kickoff.

■ The Cardinals dropped to 0-2 in the Atlantic Coast Conference with a 28-24 heart-breaking loss to Florida State on Saturday. The Seminoles scored 14 fourth-quarter points, including a 58-yard touchdown pass with 1:13 left to give FSU the lead.

■ Getting his third start, **Jawon Pass** completed 24-of-45 passes for a career high 306 yards and two touchdowns. He connected on a four-yard touchdown pass to **Micky Crum** and a three-yarder to **Dez Fitzpatrick** with 10 seconds left before the half to give the Cardinals a 21-7 lead.

■ Wide receiver **Jaylen Smith**, who entered the game with eight receptions, totaled a season best five catches for 100 yards — the sixth 100-yard game of his career — tying him for 10th on the school's all-time list. The native of Pascagoula, Mississippi, is second on the team with 13 receptions for 224 yards and one score.

■ Seeing his first extensive action in the backfield, freshman **Hassan Hall** rushed 11 times for 57 yards, totaling an average of 5.2 yards a carry. Redshirt junior **Trey Smith** rushed for a career high 14 carries for 70 yards.

■ Tight end **Micky Crum** recorded a career high with eight receptions for 47 yards and a touchdown. The eight catches by the Columbus, Ohio, native is the most by a tight end since Gary Barnidge caught eight versus Connecticut in 2007.

■ After missing a pair of games with an ankle injury, linebacker **Dorian Etheridge** was credited with a season-high eight tackles — the sixth time he recorded eight or more tackles in a game.

■ Making his second-consecutive start, linebacker **P.J. Blue** recorded a personal best eight tackles, giving him a total of 14 tackles in his first two starts.

■ Kicker **Blanton Creque** connected on a 42-yard field goal in the third quarter. It marked his 38th career field goal and was his seventh-straight make dating back to last season.

## TRYING TO AVOID THREE STRAIGHT

■ The Cardinals are looking to avoid their first three-game losing streak since losing the final three games to Houston, Kentucky, and LSU during the 2016 campaign.

■ Head coach Bobby Petrino has only lost three or more games in a row two other times in his tenure at Louisville — dropping the 2014 Belk and the first three games of the 2015 campaign and the final three of 2016.



# 9 Jaylen Smith

## LOUISVILLE DEPTH CHART

## Offense

<b>LT</b>	73	Mekhi Becton (6-7, 355, So.)
	60	Tyler Haycraft (6-3, 295, R-Jr.)
<b>LG</b>	77	Linwood Foy (6-4, 301, Sr.)
	61	Caleb Chandler (6-4, 295, R-Fr.)
<b>C</b>	63	Nate Scheler (6-1, 293, R-Jr.)
	75	Robbie Bell (6-5, 298, R-So.)
<b>RG</b>	66	Cole Bentley (6-3, 316, So.)
	79	Kenny Thomas (6-6, 328, Sr.)
<b>RT</b>	72	Lukayus McNeil (6-6, 318, R-Sr.)
	.74	Adonis Boone (6-5, 295, Fr.)
<b>TE</b>	11	Kemari Averett (6-6, 267, So.)
	83	Micky Crum (6-4, 258, R-Sr.)
	85	Jordan Davis (6-4, 254, R-Jr.)
<b>WR</b>	5	Seth Dawkins (6-3, 218, Jr.)
	86	Devante Peete (6-6, 205, R-Jr.)
	18	Justin Marshall (6-3, 204, R-Fr.)
<b>WR</b>	9	Jaylen Smith (6-4, 220, Sr.)
	82	Keion Wakefield (5-10, 175, R-So.)
	14	Marcus Riley (5-10, 170, Fr.)
<b>WR</b>	7	Dez Fitzpatrick (6-2, 202, R-So.)
	1	TuTu Atwell (5-9, 156, Fr.)
<b>RB</b>	12	Trey Smith (6-0, 218, R-Jr.)
	25	Dae Williams (6-1, 232, R-So.)
	19	Hassan Hall (6-0, 186, Fr.)
	34	Jeremy Smith (6-2, 225, R-Sr.)
	33	Colin Wilson (6-1, 225, R-Fr.)
<b>QB</b>	3	Malik Cunningham (6-1, 190, R-Fr.)
	4	Jawon Pass (6-4, 231, R-So.)

## Defense

<b>DE</b>	98	Tabarius Peterson (6-3, 252, R-So.)
	53	Amonte Caban (6-1, 253, R-Jr.)
<b>DT</b>	41	Michael Boykin (6-6, 290, So.)
	90	Jared Goldwire (6-6, 295, So.)
<b>NT</b>	94	G.G. Robinson (6-4, 298, R-Jr.)
	96	Henry Famurewa (6-2, 293, R-Sr.)
	58	Dejmi Dumervil-Jean (6-5, 378, Fr.)
<b>DE</b>	91	Derek Dorsey (6-3, 286, R-So.)
	8	Jarrett Jackson (6-6, 281, Fr.)
	92	Malik Clark (6-2, 272, R-Fr.)
<b>WLB</b>	9	C.J. Avery (5-11, 221, So.)
	13	P.J. Blue (6-3, 221, R-So.)
<b>MLB</b>	17	Dorian Etheridge (6-3, 230, So.)
	5	Robert Hicks (6-1, 248, Fr.)
	97	Nick Okeke (6-3, 242, R-Fr.)
<b>SLB</b>	97	Nick Okeke (6-3, 242, R-Fr.)
	49	Boosie Whitlow (6-03, 230, R-Jr.)
<b>CB</b> <b>OR</b>	10	Rodjay Burns (6-0, 190, R-So.)
	3	Cornelius Sturghill (5-11, 188, R-Sr.)
	6	Russ Yeast (5-11, 185, So.)
<b>SS</b>	11	Dee Smith (6-1, 208, Sr.)
	21	London Iakopo (6-0, 213, R-Sr.)
<b>FS</b>	30	Khane Pass (6-1, 205, R-Jr.)
	4	TreSean Smith (6-1, 202, So.)
<b>CB</b>	1	P.J. Mbanasor (6-1, 198, R-Jr.)
	2	Chandler Jones (5-10, 181, Fr.)
	12	Marlon Character (6-1, 194, So.)

## PRONUNCIATION GUIDE

Yasir Abdullah	Ya-sear
Kemari Averett	AVE-rit
Mekhi Becton	Ma-kai BECK-tin
Rodjay Burns	Ra-jay
Amonte Caban	CA-bon
Blanton Creque	CREEK-e
Jack Fagot	FA-go
Henry Famurewa	am-a-RUE-a
London Iakopo	YA-ko-po
P.J. Mbanasor	em-BAN-a-SOR
Lukayus McNeil	loo-KAY-is
Nathan Scheler	SHE-ler
TreSean Smith	TREY-shawn Smith
Emonee Spence	a-MON-ee
Cornelius Sturghill	STIRGE-hill
Chris Taylor-Yamono	Yah-MA-noah
Dae Williams	Day Williams

## Special Teams

<b>LS</b>	52	Mitch Hall (6-1, 208, So.)
	46	Brendan Lowery (6-0, 205, Jr.)
<b>H</b>	28	Mason King (6-3, 212, R-Jr.)
<b>P</b>	28	Mason King (6-3, 212, R-Jr.)
	47	Austin Johnson (6-2, 218, R-So.)
<b>PK</b>	45	Blanton Creque (5-11, 192, R-Jr.)
	36	Evan O'Hara (6-0, 215, Jr.)
<b>KR</b>	19	Hassan Hall (6-0, 186, Fr.)
	6	Russ Yeast (5-11, 185, So.)
	10	Rodjay Burns (6-0, 190, R-So.)
	3	Cornelius Sturghill (5-11, 188, R-Sr.)
<b>PR</b>	10	Rodjay Burns (6-0, 190, R-So.)
	82	Keion Wakefield (5-10, 175, R-So.)

**AT HOME IN THE ACC**

■ The Cardinals are 12-5 at home in ACC action since joining the league for the 2014 season. Louisville is trying to avoid only its third two-game home ACC losing streak, after dropping the last game in 2014 and the opener in 2015. Louisville lost ACC home games Clemson and Boston College last season.

■ After dropping a 45-42 decision last year to Boston College at Cardinal Stadium, the Cardinals closed the regular season winning two consecutive ACC home games, averaging 47.0 points per game and 610.0 yards of total offense.

**PETRINO DOMINATES AT HOME**

■ Head coach Bobby Petrino has dominated the opposition at Cardinal Stadium in his ninth season leading the Cardinals. The Helena, Montana, native has amassed a 42-8 all-time mark at home during his tenure.

■ Petrino's teams have won home games at an 84.0 percent clip during his tenure and own one of the longest home-winning streaks in school history after winning 22-straight games. His squads won 18-straight contests from 2003 until he departed for the NFL after the 2006 campaign. He returned to the Derby City in 2014 and captured four more home wins before dropping a 42-31 decision to Florida State on Oct. 30, 2014.

■ Petrino's teams have lit up the scoreboard in his nine seasons at Cardinal Stadium. His teams have averaged 41.4 points per contest over the span of 50 games. His squads have tallied 30 or more points 39 times and over 40 points on 28 occasions. The Cardinals scored 70 versus Cincinnati in 2004 and later equaled that mark with 70 against Charlotte in 2016.

■ In the ACC, the Cardinals are 11-5 at Cardinal Stadium and have won nine of 12 league contests at home after the loss to Florida State on Sept. 29.

■ Petrino's teams are 15-2 against non-conference opponents at Cardinal Stadium over his nine seasons. Louisville improved to 17-3 versus Conference USA opponents with the win over WKU.

**PETRINO'S TEAMS SOLID ON THE ROAD**

■ While head coach Bobby Petrino's teams have been stellar at home throughout his career, his road mark is equally impressive. In his ninth season with the Cardinals, Petrino has guided his squads to a 29-15 record on the road — having won eight of their last 13 games away from home. His teams are 10-3 on the road in September.

■ In ACC play, the Cardinals are 9-8 on the road — winning five of their last nine games away from home in league play. UofL finished 2-2 on the road last season, capturing victories at North Carolina and Florida State, while dropping games at NC State and Wake Forest.

■ The Cardinals are 15-9 on the road in non-conference play with Petrino at the helm.

**PETRINO APPROACHING 120**

■ Head coach Bobby Petrino continues to climb up the charts. In 15 seasons, Petrino's teams have registered 119 career wins, which is tied for 13th among active coaches. With his next victory, he would become the 12th active coach to register 120 career victories.

■ By securing his 120th career victory, he'd become the 112th coach all-time to have won at least 120 games while coaching at FBS schools and his 119 wins are 113th.

■ Currently, he's one of seven coaches in the ACC with over 100 career wins, joining Georgia Tech's Paul Johnson, Miami's Mark Richt, Wake Forest's Dave Clawson, Virginia's Bronco Mendenhall, Duke's David Cutcliffe, and Clemson's Dabo Swinney.

■ Petrino's 70.0 career winning percentage ranks 11th among active head coaches.

**LOUISVILLE VERSUS THE ATLANTIC COAST CONFERENCE**

■ Louisville is in its fifth season in the Atlantic Coast Conference, posting an overall record of 21-13. The Cardinals finished 2017 with a 4-4 mark in the league, its worst since joining the league in 2014.

■ The Cardinals recorded identical 5-3 records in 2014 and 2015 before tying Clemson for the Atlantic Division title in 2016 with a 7-1 record.

■ All-time, the Cardinals are 54-61-1 against current teams from the ACC. Louisville has played Florida State a total of 19 times, the most of any league team. The Seminoles are 15-4 versus the Cardinals. Louisville is 6-4 versus Boston College; 0-4 versus Clemson; 2-0 versus Duke; 3-9-1 versus Miami; 5-3 versus North Carolina; 6-2 versus NC State; 8-9 versus Pitt; 10-6 versus

**LOUISVILLE FOOTBALL****Louisville Football**

Location:	Louisville, Ky.
Founded:	1798
Enrollment:	22,000
President:	Dr. Neeli Bendapudi
Athletic Director:	Vince Tyra
Conference:	Atlantic Coast Conference
Nickname:	Cardinals
Colors:	Red and Black
Stadium:	Cardinal Stadium (60,800)
Surface:	Field Turf

**Head Coach Bobby Petrino**

Years Coached:	14
Alma Mater:	Carroll College '83
Career Record:	119-51
Record at Louisville:	77-30
ACC Record:	21-13
Bowl Record:	3-5

**Team Information**

2018 Record:	2-3
ACC Record (Finish)	0-2
Ranking (AP/Coaches):	NA
Lettermen Returning:	44
Lettermen Lost:	18
Starters Returning:	15
Starters Lost:	12

**Louisville History**

First Year of Football	1912
Record (Years)	514-462-17 (100)
ACC Record	21-13
Conference Championships	8
All-Time Bowl Record	10-11-1

**Atlantic Coast Conference Standings**

Atlantic	Conf	Pct.	Overall	Strk
Clemson	2-0	1.000	5-0	W5
Boston College	1-0	1.000	4-1	W1
NC State	1-0	1.000	4-0	W4
Syracuse	1-1	.500	4-1	L1
Wake Forest	0-1	.000	3-2	W1
Florida State	1-2	.333	3-2	W1
Louisville	0-2	.000	2-3	L1

Coastal	Conf	Pct.	Overall	Strk
Virginia	1-1	1.000	3-2	L1
Virginia Tech	1-0	1.000	2-1	L1
North Carolina	1-1	.500	1-3	L1
Pitt	1-1	.500	2-3	L2
Duke	0-0	.000	4-0	W4
Miami	1-0	1.000	4-1	W4
Georgia Tech	0-1	.000	2-3	W1

## STATISTICAL COMPARISON

## Category

	LOU	GT
Record	2-3	2-3
Conference	0-1	0-2
Scoring Offense	18.4	36.4
Total Offense	311.6	453.2
Rushing Offense	120.0	339.2
Passing Offense	191.6	114.0
Scoring Defense	26.0	27.8
Total Defense	385.8	356.0
Rushing Defense	168.8	150.0
Passing Defense	217.0	206.0
KO Ret. Avg.	20.0	19.3
Punt Ret. Avg.	16.4	8.5
Net Punting	37.5	39.8
Time of Possession	28:48	32:23
3rd Down Conversions	36%	39%
Opp. 3rd Down Conv.	45%	47%
Passes Intercepted	2	7
Fumbles Lost	3	5
Interceptions Thrown	8	4
Turnover Margin	-6	+1
Turnovers Gained	5	10
Turnovers Lost	11	9
Passing Efficiency	106.43	123.91
Pass Efficiency Defense	151.05	125.40
Penalties	37	23
Yards Penalized	335	229
Opp. Penalties	34	23
Opp. Yards Penalized	309	188
Sacks	6	6
Tackles For Loss	21	19
First Downs	93	71
First Downs Rushing	38	81
First Downs Passing	45	21
Red Zone Offense	86%	78%
Red Zone Defense	76%	87%

Syracuse; 4-3 versus Virginia; 2-5 versus Virginia Tech; and 4-1 versus Wake Forest.

■ Head coach Bobby Petrino's teams are 30-15 all-time versus ACC competition. Petrino's teams are 3-1 versus Virginia and are a perfect 7-0 versus against Syracuse. Clemson (0-4) and Virginia Tech (0-1) are the only two team's Petrino's squads have a losing record against in his career.

## CARDINALS FROM GEORGIA

■ Louisville has 23 players from the state of Georgia, the second most on the team only to the home state of Kentucky. (see table).

■ The Cardinals have seven starters from the state of Georgia — three on offense and four on defense.

■ Tight end **Kemari Averett**, running back **Hassan Hall** and quarterback **Jawon Pass** are starters on offense, while safety **Khane Pass**, defensive end **Tabarius Peterson**, defensive tackle **G.G. Robinson**, and injured defensive end **Jonathan Greenard** are natives of the Peach State.

## EXCELLING IN CONFERENCE PLAY

■ Head coach Bobby Petrino has won 77 games at Louisville, 45 coming in conference play. Over the course of his nine seasons, Petrino's teams have compiled a 45-19 mark in league play — spanning three different conferences. His teams won a Conference USA title in 2004 and a BIG EAST crown in 2006.

■ From 2003-04, Petrino's teams were 13-3 in Conference USA. His squads played in the BIG EAST Conference in 2005-06, going 11-3. Since joining the ACC, Petrino has led his teams to a 21-11 record in the last four seasons.

■ Overall, Petrino, who is in his 15th season as a head coach, owns an all-time record of 66-37 in conference action.

## NOTING THE FLORIDA STATE GAME

■ The Seminoles are 6-2 against the Cardinals in games played in Louisville.

■ Under head coach Bobby Petrino, Louisville is 27-9 in the month of September.

■ Louisville totaled a season-high 421 yards of offense, surpassing the 400-yard plateau for the first time this season.

■ The Cardinals have forced a turnover in 27 of the last 31 games.

■ Louisville's 35:38 in time of possession is a season high. It is the first time this season the Cardinals had a higher time of possession than their opponent.

■ **Jaylen Smith** finished the contest with five receptions for 100 yards. It was Smith's sixth 100-yard receiving game, putting him in a tie with Jamie Asher (1991-94) for 10th on the school's career list. Smith now has 2,179 receiving yards and needs just 17 more yards to pass Joshua Tinch (2002-05) for ninth on the school's career list.

■ **Jawon Pass** had career highs of 24 completions and 306 yards. He matched a career high with two touch-down passes, previously set against Alabama in the 2018 season opener. It was the first 300-yard passing game by a Louisville player since Lamar Jackson at Wake Forest on Oct. 28, 2017.

■ **Micky Crum** totaled a career high with eight receptions for 47 yards. He caught his fourth career touchdown in the second quarter.

■ **Blanton Creque** made his seventh-consecutive field goal, the ninth-longest streak in Louisville history. He passed David Akers for seventh on the Louisville career scoring list with 222 points. Creque's 42-yard field goal puts him at 2 of 2 on kicks longer than 40 yards this season. He is 6 of 9 on field goals in his career between 40-49 yards.

■ **Dez Fitzpatrick** registered four catches for 45 yards and one touchdown catch.

■ **Dorian Etheridge** had a game-tying high eight tackles after missing the previous two games with an injury.

■ **P.J. Blue's** eight tackles are a season high in his first year at UofL.

■ **Trey Smith** had career highs of 14 carries and 70 yards.

■ **P.J. Mbanasor** logged a season-high two pass breakups.

■ **London Iakopo** recovered a fumble in the second quarter, the first of his career.

■ **Hassan Hall** was the first true freshman to start at running back for Louisville since Anthony Allen vs. Syracuse on Oct. 21, 2006.

## GEORGIA PLAYERS

Thurman Geathers .....	Acworth
Kemari Averett .....	Atlanta
Marlon Character .....	Atlanta
Hassan Hall .....	Atlanta
Josh Johnson .....	Atlanta
Tobias Little .....	Atlanta
Michael Boykin .....	Carrollton
Jawon Pass .....	Columbus
Khane Pass .....	Columbus
Justin Marshall .....	Conyers
Gary McCrae .....	Cuthbert
Quen Head .....	Forsyth
Corey Reed .....	Fulton
Kam Jones .....	Gwinnett
Jon Greenard .....	Hiram
Robbie Bell .....	Hoschton
Caleb Chandler .....	Jefferson
G.G. Robinson .....	Lilburn
Jatavious Harris .....	Milledgeville
Malik Clark .....	Milledgeville
Henry Famurewa .....	Powder Springs
Telly Plummer .....	Riverdale
Tabarius Peterson .....	Tucker



- **Dejmi Dumervil-Jean** was the first true freshman to start on the defensive line for Louisville since B.J. Dugan vs. South Florida on Nov. 25, 2011.
- Lukayus McNeil earned his 39th career start

### NON-CONFERENCE SUCCESS

- The Cardinals have enjoyed tremendous success against non-league foes, going 29-13 since 2011, and own five victories in the last seven out-of-league games.
- The Cardinals have won 15 of 23 contests out of league since head coach Bobby Petrino's return in 2014.
- Petrino is 32-11 versus non-conference opponents during his nine years at Louisville, including a 16-2 mark at home.
- Petrino's teams are 11-3 on the road and 5-6 in neutral site games against non-conference foes.
- Dating back to the 2010 campaign, the Cardinals are 28-10 against non-conference opponents during the regular season, and have won 10 of the last 14 games out of their league.

### VERSUS RANKED FOES

- Louisville holds a 16-52-1 all-time record against teams ranked in the Associated Press top 25 after the loss to Alabama. This mark includes records of 8-13 at home, 3-31-1 at road sites and 5-8 at neutral sites.
- The Cardinals are 6-23-1 against teams ranked in the top 10, and 8-12 as a ranked team playing a ranked foe.
- Head coach Bobby Petrino owns a record of 5-16 versus ranked opponents during his tenure at Louisville, which includes a win over No. 2 Florida State in 2016.

### FUTURE NON-CONFERENCE GAMES

- **2019:** Sept. 2 vs. Notre Dame, Sept. 7 vs. Eastern Kentucky, Sept. 14 at Western Kentucky, Nov. 30 at Kentucky
- **2020:** Sept. 19 vs. Murray State, Sept. 26 vs. Western Kentucky, Nov. 28 vs. Kentucky
- **2021:** Sept. 4 vs. Mississippi, Sept. 11 vs. Eastern Kentucky, Sept. 18 vs. UCF, Nov. 27 at Kentucky
- **2022:** Sept. 17 at UCF, Nov. 5 vs. James Madison, Nov. 26 vs. Kentucky

### PETRINO TOPS IN WINNING PERCENTAGE

- Head coach Bobby Petrino has enjoyed a tremendous amount of success at Louisville, winning at least eight games in all eight years, and has advanced to the postseason in each of those years.

- Petrino owns the top winning percentage of any of the coaches at Louisville, posting a .719 percentage, besting the .712 mark by Charlie Strong (2010-13). Petrino has totaled a mark of 77-30 and has won nine games or more six times.

- His 77 wins are the second-most in school history, needing 42 to surpass the 118 wins Frank Camp compiled in his 23 seasons at Louisville.

- Petrino has coached 107 games —the third most in school history - trailing Frank Camp's 215 and Howard Schnellenberger's 112 contests.

### TURNOVERS AND LACK OF TURNOVERS KILLING THE CARDINALS

- In order for the Cardinals to return to their winning ways, they must stop turning the football over, and must find a way to take the ball away from the opposition. Through five games, the Cardinals are -7 in turnover margin — turning the ball over 11 times, while just causing four miscues.

- The Cardinals are ranked 124th in turnover margin — 112th in turnovers lost and 111th in turnovers gained through the first five games. The Cardinals turned the ball over three times last weekend in the loss to Florida State, including an interception that led to the game-winning touchdown in the final minute of play.

- Teams have capitalized on the miscues, turning the 11 turnovers into 52 points, while the Cardinals three forced turnovers have resulted in a field goal. Cornerback **Rodney Burns** intercepted a pass and returned it 34 yards to the Virginia three-yard line on Sept. 22. However, the Cardinals had to settle for a **Blanton Creque** 20-

### Record When ...

	'18	Petrino
August	0-0	1-0
September	2-3	27-9
October	0-0	20-10
November	0-0	23-6
December	0-0	5-4
January	0-0	1-1
<b>Total</b>	<b>2-3</b>	<b>77-30</b>

#### In ACC Play

At home	0-1	12-5
On the road	0-1	9-8
Neutral	0-0	0-0
<b>Total</b>	<b>0-2</b>	<b>21-13</b>

#### In Nonconference Play

At home	2-0	16-2
On the road	0-0	1-2
Neutral	0-1	5-7
<b>Total</b>	<b>2-1</b>	<b>32-11</b>

#### vs. AP Ranked Opponents

At home	0-0	3-3
On the road	0-0	0-6
Neutral	0-1	2-7
<b>Total</b>	<b>0-1</b>	<b>5-16</b>

#### In Games

Decided by 3 pts or less	1-0	6-10
Decided by 7 pts or less	1-1	16-15
Decided by 14 pts or more	1-2	52-11
Decided by 28 pts or more	0-1	29-3
Leading at halftime	0-1	67-11
Leading after 3 quarters	1-1	68-7

#### When Scoring

Less than 20 points	0-2	1-9
20+ points	2-1	76-21
30+ points	1-0	63-9
40+ points	0-0	43-2
50+ points	0-0	23-0
60+ points	0-0	11-0

#### When Allowing

10 or fewer points	1-0	22-0
20 or fewer points	1-0	49-1
25+ points	0-3	19-27

#### When Achieving

400+ yards of total offense	0-1	65-16
500+ yards of total offense	0-0	38-6
600+ yards of total offense	0-0	13-1
Less than 100 yards rushing	0-2	4-11
100+ yards rushing	2-1	73-19
200+ yards rushing	1-0	50-6
300+ yards rushing	0-0	18-0
100-yard rusher	1-0	45-10
100-yard rusher/receiver	0-0	14-6
Less than 200 yards passing	2-1	19-6
300+ yards passing	0-1	34-12
400+ yards passing	0-0	5-1
500+ yards passing	0-0	0-0
No turnovers	0-0	13-1

#### When Allowing

less than 200 total yards	0-0	7-0
less than 300 total yards	1-0	38-2
less than 400 total yards	1-1	62-11
400+ yards of total offense	1-2	15-19
less than 100 yards rushing	0-1	43-3
100+ yards rushing	2-2	34-27
less than 100 yards passing	1-0	9-0
less than 200 yards passing	1-1	37-10
300+ yards passing	0-0	9-9

## OPPONENT WATCH

**Alabama (5-0, 2-0 SEC)****Last Week:** def. La.-Lafayette, 56-14**This Week:** at Arkansas**Next Week:** vs. Missouri**Indiana State (2-2, 1-1 MVC)****Last Week:** Lost to Northern Iowa, 33-0**This Week:** Northern Iowa**Next Week:** Missouri State**Western Kentucky (1-3, 0-0 C-USA)****Last Week:** def. Marshall**This Week:** at Charlotte**Next Week:** at Old Dominion**Virginia (3-2, 1-1 ACC)****Last Week:** Lost to NC State 35-21**This Week:** Miami**Next Week:** at Duke**Florida State (3-2, 1-2 ACC)****Last Week:** def. Louisville 28-24**This Week:** at Miami**Next Week:** Wake Forest**Georgia Tech (1-3, 0-2 ACC)****Last Week:** def. Bowling Green 63-17**This Week:** at Louisville**Next Week:** Duke**Boston College (4-1, 1-0 ACC)****Last Week:** def. Temple 45-35**This Week:** at NC State**Next Week:** Louisville**Wake Forest (3-2, 0-1 ACC)****Last Week:** def. Rice 56-24**This Week:** Clemson**Next Week:** at Florida State**Clemson (5-0, 2-0 ACC)****Last Week:** def. Syracuse 27-23**This Week:** Wake Forest**Next Week:** NC State**Syracuse (4-1, 1-1 ACC)****Last Week:** lost to Clemson 27-23**This Week:** at Pittsburgh**Next Week:** North Carolina**NC State (4-0, 1-0 ACC)****Last Week:** def. Virginia 35-21**This Week:** Boston College**Next Week:** at Clemson**Kentucky (5-0, 3-0 SEC)****Last Week:** South Carolina**This Week:** at Texas A&M**Next Week:** Vanderbilt

yard field goal.

## COMEBACK CARDINALS

■ The Cardinals won their second game, but had to battle back from a double-digit deficit. Trailing 14-0 in the second quarter, the Cardinals scored 17 second-half points to win 20-17.

■ The comeback was the seventh in school history when trailing by 14-0 or more points and also the second time coming under head coach Bobby Petrino. The Cardinals trailed Kentucky 21-0 before battling back for a 38-24 win at Kroger Field in 2015.

■ Prior to that, the last win when trailing by two or more touchdowns came in 2008, when the Cardinals trailed Middle Tennessee 14-0 before rallying for a 42-23.

■ The Cardinals are now 11-221 when trailing by 14 or more points when trailing at any point of the game.

## COMEBACKS WHEN TRAILING BY 14-0 OR MORE

20-17 vs. Western Kentucky, Sept. 15, 2018  
 38-24 at Kentucky, Nov. 28, 2015  
 42-23 vs. Middle Tennessee, Oct. 18, 2008  
 39-34 at East Carolina, Nov. 15, 2001  
 34-24 at Wichita State, Nov. 28, 1970  
 24-17 vs. Dayton, Oct. 4, 1969  
 21-20 at Wichita State, Sept. 15, 1962

## SPREAD THE SCORING

■ Scoring has been an issue for the Cardinals, totaling just 92 points in the first five games of the season. However, when the Cardinals do score they tend to spread the scoring around throughout the offense. Eight different players have scored offensive touchdowns this season, with only tight end **Kemari Averett** and running back **Dae Williams** being the only players with more than two touchdowns.

■ Wide receiver **Dez Fitzpatrick** and tight end **Micky Crum** each tallied their first scores of the season with short touchdown catches against Florida State.

■ Placekicker **Blanton Creque** leads the team in scoring with 26 points, going 5 of 5 on field goals and 11 of 11 on extra points.

## TRIPLE DIGIT GAMES

■ Since the beginning of the 2014 season (57 games), the Cardinals has turned in 66 100-yard performances on offense (40 individual 100-yard rushers and 26 individual 100-yard receivers).

■ With Petrino under the helm, the Cardinals have had an individual rush for over 100 yards 40 times, including 13 times in 2017 and 12 in 2016. Thus far in 2018, **Malik Cunningham** has been the only player to rush for over 100 yards, totaling 129 yards in a win over Western Kentucky on Sept. 15.

■ Wide receiver **Jaylen Smith** notched the squad's first 100-yard game, leading the Cardinals with 100 yards on five receptions in the loss to Florida State on Sept. 29. From 2014-17, the Cardinals tallied 25 100-yard games, including seven in 2016 and 2017.

■ In terms of passing, Louisville's quarterbacks turned in 16 300-yard games from 2014-18. Heisman Trophy winner Lamar Jackson passed for over 300 yards 10 times over the 2016-17 seasons. **Jawon Pass** picked up the first 300-yard passing game of the season in the loss to Florida State on Sept. 29.

## 100/300

Category	'14	'15	'16	'17	'18
Rushing	7	7	12	13	1
Receiving	7	4	7	7	1
Passing (300)	3	2	4	6	1
Totals	13	13	23	26	3

## GETTING IT TO THE BACKS

■ Head coach Bobby Petrino talked about getting the ball to the running backs more this season, and that's what he's done. The running backs have carried the ball 93 times in 154 carries, which is 60.3 percent of the time. The quarterbacks have been credited with 72 rushes, but 15 have been because of sacks.

■ Last season, quarterback Lamar Jackson carried 232 times of the 495 rushing attempts, with the running backs only accounting for 46.1 percent of the carries.

■ The running backs accounted for 27 of the 34 carries in the loss to Florida State on Sept. 29. Petrino gave a bulk of the carries to two backs against the Seminoles, with **Trey Smith** and **Hassan Hall** accounting for 25 of the 27 rushes by the running backs. The Cardinals rushed for 115 yards versus the Seminoles —the most since rushing for 204 yards against Western Kentucky on Sept. 15.

yard field goal.

### LACK OF EXPLOSIVE PLAYS

- Last season, the Cardinals finished second nationally in explosive plays of 10 or more yards and sixth in players of greater than 20 yards. The 2018 season hasn't seen even close to that production as the Cardinals have only 46 plays of 10 yards and just 10 of 20 or more yards.
- The Cardinals are averaging just 11.5 plays of 10 or more yards this season, compared to the 21.6 per game they averaged a year ago. Plays of 20 or more are also down considerably, going from 7.1 in 2017 to just 2.5 per game this season.
- The Cardinals are one of 17 teams that haven't recorded a play of longer than 50 yards this season. The longest play was a 47-yard pass from **Jawon Pass** to **Seth Dawkins** in the season opener versus Alabama.

### CARDINALS IN OVERTIME

- College football introduced overtime during the bowl season in 1995 and adopted the system for regular season games in 1996.
- Since then, Louisville has played 10 overtime games, but hasn't played in an extra session since 2013.
- The Cardinals are 5-5 all-time in overtime games. Petrino is 0-2 in overtime games at Louisville and 1-3 in his career.
- The Cardinals are 5-5 in overtime games — losing four of their last six encounters. Their last win was a 31-24 victory at Cincinnati in 2013.

### SHOWING SOME SIGNS OF BIG PLAYS

- After recording only nine plays from scrimmage of over 20 or more yards, the Louisville offense showed signs of life in the loss to Florida State. The Cardinals totaled six plays of over 20 or more yards and 17 of 10 or more in the 28-24 defeat to the Seminoles.
- The Cardinals totaled a season high 421 yards of total offense, averaging 5.1 yards per play — the second-best mark of the season.
- **TuTu Atwell** had the team's longest play of 53 yards, while **Jaylen Smith** hauled in a 42-yard pass play — the only game this season with two plays of 40 or more yards. The Cardinals are tied for 84th nationally with 63 plays of 10 or more yards and 104th with only 16 of 20 or more yards.

### OCTOBER BLUES

- Head coach Bobby Petrino's teams have been solid in October, posting a 20-10 mark in his nine years with the program, including an 11-2 record at home.
- However, his teams dropped three of four games in the month of October last season. The Cardinals are 4-7 all-time on Oct. 5, falling at NC State last season 39-25 and have lost six of their last eight games on that date.
- Louisville is 206-183-5 in October, including a 138-78-2 record at home.

## MILESTONE GAMES

### 100-Yard Receiving Games

Jaylen Smith	183	North Carolina	2017
Jaylen Smith	123	Boston College	2016
Jaylen Smith	118	Boston College	2017
Jaylen Smith	117	Purdue	2017
Jaylen Smith	107	Mississippi State	2017
Jaylen Smith	100	Florida State	2018

Dez Fitzpatrick	134	NC State	2017
Dez Fitzpatrick	127	Boston College	2017

Seth Dawkins	133	NC State	2017
--------------	-----	----------	------

### 100-Yard Rushing Games

Malik Cunningham	129	Western Kentucky	2018
------------------	-----	------------------	------

### 300-Yard Passing Games

Jawon Pass	306	Florida State	2018
------------	-----	---------------	------

**Amway Coaches Poll**

1	Alabama(61)	4-0	1597	—
2	Clemson(2)	4-0	1497	—
3	Georgia	4-0	1473	—
4	Ohio State(1)	4-0	1431	—
5	Oklahoma	4-0	1300	—
6	LSU	4-0	1234	—
7	Stanford	4-0	1206	—
8	Notre Dame	4-0	1135	—
9	Penn State	4-0	1108	—
10	Auburn	3-1	997	1
11	Washington	3-1	959	1
12	West Virginia	3-0	946	1
13	Wisconsin	3-1	776	3
14	UCF	3-0	705	4
15	Michigan	3-1	603	6
16	Miami	3-1	554	4
17	Kentucky	4-0	531	NR
18	Michigan State	2-1	376	5
19	Mississippi State	3-1	311	5
20	Oregon	3-1	281	1
21	Oklahoma State	3-1	199	6
22	Texas	3-1	171	NR
23	Duke	4-0	170	NR
24	Virginia Tech	2-1	160	14
25	Boise State	2-1	145	1

**Associated Press Poll**

1	Alabama(58)	3-0	1521	—
2	Georgia	3-0	1416	1
3	Clemson(3)	3-0	1405	1
4	Ohio State	3-0	1357	—
5	Oklahoma	3-0	1283	—
6	LSU	3-0	1241	6
7	Stanford	3-0	1055	2
8	Notre Dame	3-0	1034	—
9	Auburn	2-1	958	2
10	Penn State	3-0	947	1
	Washington	2-1	947	—
12	West Virginia	2-0	841	2
13	Virginia Tech	2-0	816	—
14	Mississippi State	3-0	790	2
15	Oklahoma State	3-0	587	9
16	UCF	2-0	556	2
17	TCU	2-1	502	2
18	Wisconsin	2-1	486	12
19	Michigan	2-1	448	—
20	Oregon	3-0	399	—
21	Miami	2-1	362	—
22	Texas A&M	2-1	193	NR
23	Boston College	3-0	130	NR
24	Michigan State	1-1	86	1
25	BYU	2-1	75	NR

**CARDINALS IN BOWL GAMES**

■ Louisville has made 22 bowl appearances (eight under head coach Bobby Petrino) in school history. The TaxSlayer Bowl was the 16th different bowl the Cardinals have played in during the course of their history — sporting an all-time record of 10-11-1 and own wins in three of their last six appearances, including a 27-21 win in the Music City Bowl in 2015.

■ Dating back to 2010, the Cardinals are on a nine-year bowl streak, which is tied for 13th-longest streak in the nation. Louisville also had an impressive nine-game streak from 1998-2006 — four of which were bowls that were coach by Bobby Petrino (2003-06).

■ Of the 22 bowl appearances, 17 have come in the last 20 seasons.

■ The Cardinals failed to qualify for a bowl from 2007-09, the only three seasons since 1998 that they didn't reach the postseason.

■ The Cardinals made their first bowl game in 1958 in the Sun Bowl — a 34-20 win over Drake in El Paso, Texas.

**STREAKS AND TRENDS**

■ The Cardinals are 0-6 in the last six games versus FBS opponents when failing to register a sack. Through five games, the Cardinals have totaled just six sacks.

■ Prior to the loss to Florida State, Louisville had won 65 games in a row when leading by 10 or more points heading into the fourth quarter. The last loss came in 2005 when the Cardinals led the Mountaineers 24-7 before falling 46-44 in triple overtime. Petrino's teams are 68-7 when leading after three quarters.

■ The 21 first-half points versus Florida State were a season best. The 14-yard touchdown run by **Jawon Pass** in the first quarter was the first offensive touchdown scored in the first half all season.

■ The Cardinals snapped a 106-game streak of home winning when taking a double-digit lead into the fourth quarter. Louisville led Florida State 24-14 at the beginning of the fourth quarter. The last loss at home when heading into the fourth quarter with a double-digit lead was a 15-14 loss on Sept. 8, 1979 to Virginia Tech. Louisville led 14-3 before falling to the Hokies.

■ The Cardinals were a season best 10 of 19 on third down, the first time losing with double-digit third-down conversions since 2009. Defensively, the Cardinals held Florida State to 3 of 13 on the "money down".

■ The Cardinals are 14-14 in games decided by seven points or less under head coach Bobby Petrino.

■ The Cardinals threw for 306 yards in the loss to Florid State — the most yards since they had 316 versus Syracuse in 2017 — a span of six games.

■ Wide receiver **Jaylen Smith** has a reception streak of 27 games dating back to the 2015 season.

■ Wide receiver **Seth Dawkins** has caught a pass in 19-straight games dating back to 2016.

■ Louisville limited the Seminoles to 76 yards rushing in the loss, dropping the Cardinals to 43-3 under Petrino when holding opponents to less than 100 yards on the ground.

■ Louisville has forced at least one turnover in 27 of the last 31 contests, and has won 19 consecutive games when not committing a turnover.

■ The Cardinals have scored 30 or more points in 21 of the last 31 games dating back to 2016.

**CARDINAL STADIUM RENOVATION**

■ The Cardinals opened a \$63.25-million dollar expansion of the stadium on Sept. 8, which also included a major upgrade to the Howard Schnellenberger Football Complex.

■ In the recent construction, Cardinal Stadium added approximately 6,000 seats, creating a unique look in the end zone structure and increasing the total seating capacity to about 60,800. The construction also provides about 25,000 square feet of additional space.

■ While additional seating was added, the expansion also included approximately 800 modern club seats, 68 premium loge level boxes, and 12 exclusive field level suites. The club seats will have access to a premier gathering area that will provide viewing access to the field. Fans in that area will have an exclusive view to the players, who will be running onto the gridiron from a middle of the field level entrance after exiting the football complex through a tunnel.

■ While the seating areas have drastically improved many of the sightlines, fans will also notice additional amenities that will enhance their game day experience. Recently, two 40-foot by 80-foot LED videoboards were installed in the north end zones and a 24-foot by 92-foot football videoboard will be installed in the south end zone. The stadium also will possess over 8,000-square feet of ribbon boards throughout the stadium, while a total of 344 feet of ribbon boards will be mounted on the east and west sides of the stadium.

■ Cardinal Stadium, which first opened in 1998, featured a capacity of 42,000. In 2010, approximately 12,000 additional chairback seats were added to a second deck on the east side of the stadium in the UPS Flight Deck. The project included 33 new luxury suites on the Stites & Harbison Suite Level and 2,000 premium loge seats



## HONORS AND AWARDS

### Kemari Averett

John Mackey Award Watch List

### Blanton Creque

Lou Groza Award Watch List

### Micky Crum

John Mackey Award Watch List

### Dez Fitzpatrick

Biletnikoff Award Watch List

### Jaylen Smith

Biletnikoff Award Watch List

All-ACC Preseason

were added to the east side.

■ A 60-foot wide Norton's Terrace was constructed at the top of the south end zone, connecting the east and west sides of the stadium. Also included in the previous expansion was the PNC Club, a 20,000-square-foot, glass-enclosed area that stretches from end zone to end zone at the loge level on the east side of the stadium.

## ROSTER NOTES

■ The Cardinals play the 2018 season with one of the nation's smallest senior classes with just 11 dotting the roster. Here is a list of seniors: **Micky Crum**, **Jack Duane**, **Henry Famurewa**, **Linwood Foy**, **London Iakopo**, **Gary McCrae**, **Lukayus McNeil**, **Evan O'Hara**, **Dee Smith**, **Jaylen Smith**, and **Kenny Thomas**.

■ The junior class has 22 student-athletes on the roster, while the redshirt freshmen and sophomores totals the largest number on the squad at 50.

■ The Cardinals added 25 players to the freshman class this year.

## COACHING STAFF NOTES

■ Head Coach Bobby Petrino is in his 14th season as a collegiate head coach in 2018. Petrino's 14 years of experience ranks ninth nationally among all active FBS head coaches.

■ Louisville's 11 full-time coaches boast a combined 218 years of collegiate coaching experience, including 11 seasons in the National Football League.

■ The Cardinals' staff also features two coaches with a combined 11 years of NFL coaching experience including Bobby Petrino (three seasons as an NFL head coach and one season as a head coach coach) and defensive coordinator **Brian VanGorder**, who owns seven seasons as an assistant in the NFL.

■ Louisville welcomes three new additions to its full-time coaching staff for the 2018 season. VanGorder takes over as the Cardinals' defensive coordinator, while **Ryan Beard** will coach Louisville's linebackers and **Grady Brown** tutors the cornerbacks.

## BURNS RANKS 10TH NATIONALLY IN PUNT RETURN AVERAGE

■ Not only has sophomore **Rodjay Burns** lifted the Cardinals on defense, he's provided a much-needed spark in the return game. The Louisville native ranks tenth nationally and is second in the ACC in punt return average, posting a 16.4 yards per return mark. Western Michigan's Jayden Reeds leads the nation at 31.5 yards a return.

■ Burns, an Ohio State transfer, returned a punt 55 yards for a touchdown versus Indiana State on Sept. 8 and added a 36-yard play in the victory over Western Kentucky on Sept. 15.

■ After finishing 103rd in the country last season with a 5.13 return average, the Cardinals are 21st nationally with a 16.4 yard average.

■ Burns needs just 113 yards to move into a tie for 10th place on the school's single-season list for punt return yardage.

## PETRINO NAMES FOUR CAPTAINS

■ Quarterback **Jawon Pass**, offensive lineman **Lukayus McNeil**, defensive end **Jonathan Greenard** and safety **Dee Smith** were named captains for the Cardinals' 2018 football team.

## BECTON ADDS TO OFFENSIVE LINEMEN TOUCHDOWN LIST

■ During Bobby Petrino's first stint as the head coach in 2003-06, he liked to put an offensive lineman in the backfield in short-yardage situations and give them an opportunity to score. His secret weapon during his first term at Louisville was Kurt Quarterman, who rushed four times for four yards — all resulting in touchdowns. The offensive guard scored versus UTEP on Sept. 20, 2003 for his first touchdown. He added touchdowns versus Army on Sept. 4, 2004; Rutgers on Nov. 11, 2005; and Temple on Sept. 9, 2006.

■ Petrino dusted off the old play and used 6-foot-7 offensive tackle **Mekhi Becton** as the latest running back. With the Cardinals leading 14-7 versus Indiana State on Sept. 8, Becton plunged in from one-yard out to up the lead to 21-7 with 14:57 left in the game.

■ The Cardinals scored for the sixth time with a lineman in the backfield when they lined up **Adonis Boone** in the backfield for **Dae Williams'** one-yard run in the fourth quarter versus Western Kentucky.

## TRACKING THE CARDINALS IN 2018

Opponent	Time	Length	Att.	Halftime	Final	Coin Toss	Kickoff/Receive	1st UL Poss.	1st Opp Poss.	Game Pants	Game Jersey	Game Helmet
Alabama	8:14 p.m.	3:35	57,280	0-28	14-51	Loss	Kickoff	Punt	TD	Red	White	Red
Indiana State	7:05 p.m.	5:35	44,520	7-7	31-7	Loss	Receive	Punt	Punt	White	Red	White
Western Kentucky	7:34 p.m.	3:36	54,923	3-14	20-17	Win	Receive	Punt	INT	White	Red	White
Virginia	12:30 p.m.	2:45	34,446	0-6	3-27	Win	Receive	Punt	Punt	Red	White	White
Florida State	3:35 p.m.	3:27	52,798	21-7	24-28	Loss	Receive	Punt	Punt	White	Red	Red
Georgia Tech												
Boston College												
Wake Forest												
Clemson												
Syracuse												
NC State												
Kentucky												

## LONGEST GAME IN SCHOOL HISTORY; SHORTEST GAME

■ It took two days to play Louisville's home opener versus Indiana State on Sept. 15. The Cardinals defeated the Sycamores 31-7 in a game that last 5:35 and featured three stoppages that totaled 2:33. It was the longest game in school history, besting the 4:46 contest against Kentucky on Sept. 2, 2000.

■ The first quarter started at 7:05 p.m. and finished at 10:10, a total of 3:05 that featured three stoppages in play.

■ The 2:45 running time for the Louisville-Virginia game is Louisville's shortest game since a 26-0 win over Connecticut on Oct. 23, 2010, which last 2:44.

## 14 FRESHMEN SEE ACTION

■ It's no secret the Cardinals are a younger team than they have been in the past, and the youth has been on display through the first three games. A total of 14 freshmen have made their collegiate debuts this season: **Yasir Abdullah, Adonis Boone, Tutu Atwell, Chandler Jones, Jatavious Harris, Dejmi Dumervil-Jean, Robert Hicks, Jarrett Jackson, Marcus Riley, Javian Hawkins, Trennell Troutman, Telly Plummer, Jordan Travis and Hassan Hall.**

■ On defense, Jackson has been the most productive player after five games, with 13 tackles and is tied for the team lead with two sacks. He had his best game versus Indiana State, recording four tackles, a sack, and a forced fumble in the 31-7 win. Jones has made a pair of starts and has been credited with nine tackles.

■ Atwell, who was one of four true freshmen to enroll early, has caught six passes for 109 yards in five games, while averaging 18.2 yards a reception, including a career-long 53-yarder versus Florida State on Sept. 29. Hall is third on the team in rushing with 90 yards after rushing for a personal high 57 yards against Florida State.

■ The Cardinals have had five true freshmen start games this season, two on offense and three on defense. Atwell and **Hassan Hall** made starts on offense, while **Dejmi Dumervil-Jean, Robert Hicks** and **Chandler Jones** have started games.

## FIRST-TIME PARTICIPANTS AND STARTERS

■ The Cardinals had to replace a number of starters and reserves from last year's squad so it was inevitable that there were going to be a number of Cardinals who have made their debuts this season. A total of 27 different players made their first appearance at Louisville. Here is a list of players who played in their first games at Louisville: **Adonis Boone, Tutu Atwell, P.J. Mbanasor, Chandler Jones, Jatavious Harris, Rodjay Burns, Quen Head, Michael Boykin, Dejmi Dumervil-Jean, Keion Wakefield, Jared Goldwire, Malik Clark, Nick Okeke, P.J. Blue, Robert Hicks, Maurice Burkley, Boosie Whitlow, Jarrett Jackson, Anthony Johnson, Hassan Hall, Marlon Character, Javian Hawkins, Jordan Travis, Marcus Riley, Trennell Troutman and Telly Plummer.**

■ **Cornelius Sturghill, P.J. Mbanasor, Amonte Caban, Michael Boykin, Jared Goldwire, Jawon Pass, Trey Smith, and Linwood Foy** each earned their first starts at Louisville versus Alabama. Mbanasor had two starts during his time at Okla-

homa.

■ The Cardinals had eight first-time starters in the 31-7 win over Indiana State, four on each side of the football. On offense, **Nathan Scheler, Devante Peete, TuTu Atwell, and Colin Wilson** all started for the first time. **Tabarius Peterson, Derek Dorsey, Rodjay Burns, and Chandler Jones** were first-time starters on defense.

■ Linebackers **Nick Okeke** and **P.J. Blue** were first-time starters against Virginia.

## EXPERIENCE AMONG THE OFFENSIVE LINE

■ After the loss to Virginia, Louisville boasts 90 career starts among offensive linemen on the 2018 roster.

■ Senior guard **Lukayus McNeil** has started a team-high 39 games during his four seasons at Louisville. He has a string of 19-straight starts on the offensive line.

■ The Cardinals have at least three returning starts at each position projected along the offensive line, except for the other tackle position alongside **Mekhi Becton**.

■ Guard **Kenny Thomas** has made 19 career starts, 2017 starting center **Robbie Bell** made 13 starts, Becton owns 15 career starts, and **Cole Bentley** has made eight starts. Offensive guard **Linwood Foy** has started the first five games of the 2018 campaign and center **Nate Scheler** has made the last four starts at center.

## SMITH RECORDS SIXTH 100-YARD GAME

■ Wide receiver **Jaylen Smith** was off to a slow start, but after catching five passes for 100 yards versus Florida, the senior might be finding his stride. Smith recorded his first 100-yard game of the season and posted his longest reception of the season with a 42-yard reception.

■ After catching eight passes in the first four games, Smith is second on the team with 13 receptions for 224 yards and one score. He ranks 69th nationally with his 17.2 yards per catch average.

■ In 41 career games, Smith has caught 127 passes for 2,179 yards and 15 touchdowns. With 100 yards versus Florida State, Smith remained 10th in school history in receiving yards. He needs 17 yards to surpass Joshua Tinch for ninth place on the school's all-time receiving yards list.

■ Smith, a 6-foot-4 senior, caught a 34-yard touchdown pass versus Indiana State on Sept. 8 in the fourth quarter to give him 15 for his career, tying him for ninth on the school's career list for touchdown receptions. He needs one more to tie Mario Urrutia (2005-07) for eighth on the school's career list.

■ With six career 100-yard receiving games, Smith needs two more to move into a tie with Mario Urrutia for ninth place on the school's all-time list.

■ The senior is one of the nation's top wide receivers after missing a 1,000-yard season a year ago. Despite missing three games last year, Smith caught 60 passes for 980 yards and seven touchdowns, while averaging 16.3 yards per catch.

## Top 5 Under Petrino

### Total Offense Yards:

1. 845 -- at Syracuse, Sept. 9, 2016
2. 779 -- vs. Houston, Nov. 22, 2003
3. 727 -- vs. Syracuse, Nov. 18, 2017
4. 705 -- at North Carolina, Sept. 9, 2017
5. 690 -- at Marshall, Sept. 24, 2016

### Rushing Yards:

1. 445 -- vs. Houston, Nov. 22, 2003
2. 414 -- at Syracuse, Sept. 9, 2016
3. 411 -- vs. Syracuse, Nov. 18, 2017
4. 363 -- vs. Kentucky, Sept. 3, 2006
5. 357 -- vs. Cincinnati, Nov. 27, 2004

### Passing Yards:

1. 459 -- at Texas Christian, Nov. 5, 2003
2. 431 -- at Syracuse, Sept. 9, 2016
3. 428 -- vs. Oregon State, Sept. 17, 2005
4. 424 -- at Houston, Nov. 20, 2004
5. 417 -- at Marshall, Sept. 24, 2016

### Points:

1. 70 -- vs. Charlotte, Sept. 1, 2016
- 70 -- vs. Cincinnati, Nov. 27, 2004
3. 69 -- vs. North Carolina, Oct. 8, 2005
4. 66 -- vs. Murray State, Sept. 6, 2014
- 66 -- vs. Houston, Nov. 22, 2003

### Total Defense Yards:

1. 79 -- vs. Boston College, Oct. 24, 2015
2. 80 -- vs. Murray State, Sept. 30, 2017
3. 100 -- vs. Wake Forest, Sept. 27, 2014
4. 150 -- vs. Kent State, Sept. 23, 2017
5. 165 -- at Tulane, Dec. 4, 2004

### Rushing Yards Allowed:

1. -22 -- vs. Wake Forest, Sept. 27, 2014
2. -14 -- vs. Boston College, Oct. 24, 2015
3. 14 -- vs. NC State, Oct. 22, 2016
4. 15 -- vs. Florida Atlantic, Oct. 1, 2005
5. 16 -- at Temple, Sept. 9, 2006

### Passing Yards Allowed:

1. 11 -- vs. Kent State, Sept. 23, 2017
2. 33 -- vs. Cincinnati, Nov. 27, 2004
3. 37 -- vs. Indiana State, Sept. 8, 2018
3. 59 -- at Marshall, Sept. 24, 2016
4. 61 -- vs. Murray State, Sept. 30, 2017
5. 67 -- vs. South Florida, Oct. 22, 2004

### Points Allowed:

1. 0 -- at Temple, Sept. 9, 2006
- 0 -- at North Carolina, Sept. 25, 2004
- 0 -- vs. Kentucky, Sept. 9, 2006
4. 3 -- vs. Kent State, Sept. 23, 2017
- 3 -- vs. Samford, Sept. 26, 2015
- 3 -- at Florida International, Sept. 20, 2014

■ A first-team all-ACC performer, Smith totaled four 100-yard receiving games, recording a career-high nine receptions for 183 yards and one touchdown in a 47-35 win over North Carolina. The Pascagoula, Miss., native opened the year with 117 yards on eight receptions versus Purdue, caught six passes for 118 yards in a loss to Boston College, and ended the year with 107 yards in a loss to Mississippi State.

### CRUM HAS CAREER DAY

■ It's been a long road for tight end **Micky Crum**. Battling injuries over the last two seasons, Crum has only played 16 games, catching nine passes for 106 yards.

■ The Columbus, Ohio, native caught a career best eight passes for 47 yards and a four-yard touchdown reception in the second quarter. It was the most caught by the senior tight end since registering six versus Houston in 2015.

■ Crum's touchdown reception was his first since recording a two-yard touchdown catch versus Texas A&M in the Music City Bowl.

■ The eight catches were the most by a tight end since Gary Barnidge caught eight versus Connecticut in 2007.

### HALL PROVIDES SPARK

■ Head coach Bobby Petrino kept saying he was looking for running back **Hassan Hall** to receive a larger role in the offense. The ninth-year head coach thought the Florida State game would be an opportunity to insert the freshman into the lineup.

■ Earning his first start, Hall carried 11 times for 57 yards, averaging a solid 5.2 yards per carry. He had the second-longest run of the game, scampering for a 14-yard rush and had four rushes of 10 or more yards in his most extensive action of the season.

■ The Atlanta, Ga., native was the first true freshman to start at running back since Anthony Allen started vs. Syracuse on Oct. 21, 2006.

### TREY SMITH CONTINUES TO EXCEL

■ After being limited versus Indiana State and Western Kentucky, running back **Trey Smith** has returned to spark the offense in the last two games. Over that span, Smith has amassed 90 yards on 20 carries. The Madison, Mississippi, native had his best game running the football versus Florida State, leading the team with 14 carries for a career high 70 yards, while averaging 5.0 yards a carry.

■ Smith is second on the team in rushing, carrying 24 times for 105 yards and is averaging a solid 4.4 yards per carry. His previous rushing high was 67 yards on 11 carries last season versus Murray State.

■ In 28 career contests, Smith has rushed for 257 yards on 57 carries.

### CAREER RECEIVING YARDS

3,670	Arnold Jackson	1997-2000
2,924	Harry Douglas	2004-07
2,830	Ibn Green	1996-99
2,775	DeVante Parker	2011-14
2,619	J.R. Russell	2001-04
2,305	Miguel Montano	1994-97
2,271	Mario Urrutia	2005-07
2,204	Deion Branch	2000-01
2,195	Joshua Tinch	2002-05
2,179	Jaylen Smith	2015-

### CAREER 100-YD RECEIVING GAMES

16	Arnold Jackson	1997-2000
12	Deion Branch	2000-01
11	J.R. Russell	2001-04
10	DeVante Parker	2011-14
10	Harry Douglas	2004-07
9	Ibn Green	1996-99
9	Miguel Montano	1994-97
9	Mark Clayton	1979-82
8	Mario Urrutia	2005-07
6	Jamie Asher	1991-94
6	Jaylen Smith	2015-

### CAREER RECEIVING TOUCHDOWNS

33	DeVante Parker	2011-14
33	Ibn Green	1996-99
31	Arnold Jackson	1997-2000
25	Anthony Cummings	1987-90
19	J.R. Russell	2001-04
18	Deion Branch	2000-01
17	Gary Barnidge	2004-07
16	Mario Urrutia	2005-07
15	Harry Douglas	2004-07
15	Ronnie Ghent	2000-03
15	Jaylen Smith	2015-

### PASS RETURNS AS THE STARTER

■ After coming off the bench in the loss to Virginia on Sept. 22, **Jawon Pass** returned as the starter and played the best game of his career. In the 28-24 loss to Florida State on Sept. 29, the Columbus, Ga. native completed 24 of 45 passes for a career high 306 yards and two scores. It was the first 300-yard passing game of the season.

■ Pass put the Cardinals on the board in the first quarter when he rushed 14 yards for a touchdown — the longest touchdown rush of the season. The 6-foot-4 sophomore came out in the first quarter, going 7 of 10 for 89 yards and rushed three times for 16 yards and a score.

■ In the first half, Pass showed signs of being dominant, going 17 of 26 for 191 yards and two touchdowns, guiding the Cardinals to a 21-7 lead at the break.

■ Through five games, Pass has thrown for 760 yards and four scores, while throwing seven interceptions. The signal caller is completing 51.7 percent of his passes and has completed 11 passes of over 20 or more yards this season.

### FIXING THE SLOW START

■ After scoring 10 points all season in the first half, the Cardinals exploded for 21 first-half points, including a season high 14 tallies in the second quarter. After five games, the Cardinals are being outscored 72-31 in the first half, including 35-14 in the first quarter.

■ The Cardinals had been a second-half team rallying for two second-half victories in two of the last four contests. However, after five games, the Cardinals are being outscored 68-61 in the second half, including 30-23 in the third quarter.

■ In the 28-24 loss to Florida State on Sept. 29, the Seminoles scored 14 points in the fourth quarter to steal the win. The Cardinals are deadlocked with teams in the fourth quarter at 38-38.

### PEETE OVERCOMES INJURIES

■ Injuries have slowed the promising career of junior wide receiver **Devante Peete**, but the Pompano Beach, Fla., product might be finding his stride in 2018. Entering the season with only 15 catches for 226 yards and one score, Peete has shown promising production in the first five games.

■ The 6-foot-6 wideout is fourth on the team with nine receptions for 115 yards in the first five contests. He's averaging 12.8 yards per reception, including a season-high 27-yarder versus Florida State.

■ In the win over the Sycamores, Peete led the Cardinals with three receptions for 32 yards in the 31-7 win. It was the most receptions in a game since he totaled three for 60 yards in the 2015 season opener versus Auburn.

### ATWELL PROVIDES BIG-PLAY SPARK

■ Enrolling in January, there was a lot of optimism for the signing of wide receiver **TutTu Atwell**. The 5-foot-9, 155-pound speedster is one of the fastest players on the team and it's starting to show signs after five games.

■ The Miami-Dade Player of the Year, Atwell has been a spark to the Louisville offense this season as a true freshman. Atwell has caught six passes for 109 yards and leads the team with an 18.2 yards per catch average.

■ In the loss to Florida State on Sept. 29, Atwell tied a season high two passes for 53 yards, including a personal best 53 yard reception.

■ Atwell started his career with a 30-yard reception in the season-opening loss to Alabama. He added two receptions for 17 yards in the 20-17 win over Western Kentucky on Sept. 15.

### 200 IS NEARLY A LOCK

■ Under head coach Bobby Petrino, the Cardinals have been almost unbeatable when rushing for more than 200 yards in a game. The Cardinals have totaled more than 200 yards on the ground in 56 games, posting a remarkable 50-6 record in those games. Louisville rushed for 204 yards versus Western Kentucky on Sept. 15.

■ Louisville was 6-1 last season when rushing for over 200 yards in a game when they set the school record for rushing yards with 3,145 and finished 15th nationally.

■ Since returning in 2014, the Cardinals have amassed a 23-4 mark when picking up more than 200 yards on the ground.

■ In his first stint with the Cardinals from 2003-06, Petrino's squad went 27-2 when hitting the mark. The Cardinals ranked 12th in 2006, eighth in 2004 and 10th in 2003 on the ground.

### 50-POINT GAMES

■ Louisville has scored 50+ points eight times in the last two seasons under head coach Bobby Petrino.

■ Louisville's 8-0 in those games. The school's previous record for 50-point games was 11 — coming during the 2004 and 2005 campaigns — which also came under Petrino.

■ Five of those eight 50+ points games came versus ACC opponents — 63 versus Florida State and 62 against Syracuse.

■ Prior to the 2016 season, the Cardinals produced only five 50+ games from 2007-2014.

### SPREAD THE FOOTBALL AROUND

■ Through the first five games, the Cardinals are spreading the football around to a variety of receivers. A total of 12 players have combined to catch the 84 passes this season, including eight different players with five or more catches.

■ UofL quarterbacks found eight different receivers in the season opener versus Alabama and came back to connect with eight receivers on Sept. 15 versus Indiana State and versus Virginia on Sept. 22.

■ Sophomore **Dez Fitzpatrick** is the team leader in receptions with 14, while seniors **Jaylen Smith** and **Micky Crum** have recorded 13 through five games.

### THIRD DOWN IMPROVEMENT

■ Entering the Florida State game as one of the most disappointing teams on third down, the Cardinals showed drastic improvement on third down on both sides of the football in the loss to the Seminoles. Offensively, the Cardinals were able to extend drives by going 10 of 19 on third down, the most conversions this season. For the season, the Cardinals are still converting at a 35.8 percent clip, which ranks 98th nationally and 11th in the ACC.

■ On defense, the Cardinals were yielding an average of 49.2 percent on third down, but limited the Seminoles to just 3 of 13 in the 28-24 loss on Sept. 29. Louisville stills ranks 113th in the country and 13th in the league.

### UNDER 100

## CARDINALS IN PROS

Jaire Alexander	Green Bay Packers	CB
Joshua Bellamy	Chicago Bears	WR
Reggie Bonnafon	Carolina Panthers	RB
Teddy Bridgewater	New Orleans Saints	QB
Jamon Brown	Los Angeles Rams	G
Preston Brown	Cincinnati Bengals	LB
James Burgess Jr.	Cleveland Browns	LB
Geron Christian	Washington Redskins	OL
Brandon Dunn	Houston Texans	NT
Josh Harvey-Clemons	Washington Redskins	LB
Cole Hikutini	Minnesota Vikings	TE
Lamar Jackson	Baltimore Ravens	QB
Keith Kelsey	Pittsburgh Steelers	LB
John Miller	Buffalo Bills	G
Deiontrez Mount	Denver Broncos	LB
DeVante Parker	Miami Dolphins	WR
Senorise Perry	Miami Dolphins	RB
Bilal Powell	New York Jets	RB
Sheldon Rankins	New Orleans Saints	DT
Eli Rogers	Pittsburgh Steelers	WR
Trevon Young	Los Angeles Rams	LB





■ While the Cardinals gave up 294 yards through the air last weekend, but limited the Seminoles in the running game. Florida State rushed for 76 yards, the lowest total the Cardinals have given up this season.

■ The Cardinals entered the game allowing 192.0 yards on the ground, giving up 222 yards in the opener versus Alabama and 204 versus Virginia, but limited the Seminoles to an average of 2.5 yards per carry.

■ Despite the loss, the Cardinals are 43-3 when allowing less than 100 yards on the grounds. Each of the first four opponents rushed for over 150 yards, including a season-best 222 yards versus the Crimson Tide.

### CREQUE CLIMBING THE CHARTS

■ Junior **Blanton Creque** continues to climb up the career charts and is becoming one of the best kickers in the history of the school.

■ Creque connected on one field goal, a 42-yarder in the loss to Florida State. The Shelbyville, Kentucky, native boosted his career field goal total to 38, remaining in fourth place on the school's all-time list.

■ Creque is 5 for 5 on field goal attempts this season — one of 12 kickers in the country to be perfect this season. Dating back to last season, Creque has made seven-straight field goals — the last miss coming versus Mississippi State in last season's Taxslayer Bowl. The streak is the ninth-longest in school history. He owns the second-longest streak with 14 and the fourth by hitting 10 in a row.

■ The left-footed kicker also owns 222 career points, moving into fourth place in school history.

■ Connecting on one field goal versus Florida State last weekend, Creque improved to 38-of-43 on field goal attempts for his career. Creque is the school's career leader in field goal percentage, making kicks at an 88.3 percent clip.

■ Creque is 7-of-10 on field goals of longer than 40 yards in his career, including a career long 48-yarder versus NC State last year. Creque is 31-of-34 inside of 40 yards in his third season as the team's kicker.

■ Last season, the 5-foot-11 left-footed kicker was 17-of-20 on field goal attempts and 58-of-59 on points-after-conversion. The 17 field goals were the third-best total in a single-season.

■ Creque scored 109 points last season, which is the fourth-most in school history and stands fifth in the school annals with 198 career points.

■ Creque had made 14-straight field goals dating back to last season, which was tied for the second-longest streak (Art Carmody) in school history before missing a field goal at FSU. Art Carmody owns the longest streak in school history by connecting on 16-straight during the 2006 season and he also hit 14 from Oct. 1, 2005 to Sept. 3, 2006.

■ As a redshirt freshman, Creque booted 16-of-19 field goals, which was tied for the third-most on the school's single-season list.

■ Creque is 105-of-107 on PATs for his career, which is the sixth-most made in school history.

### KING 25TH NATIONALLY; THIRD IN ACC

■ Junior punter **Mason King** has become a major weapon for the Cardinals this season in changing field position and pinning opponents in their own end.

■ The former St. Xavier product has punted 30 times. He tied a career high with eight punts and posted a solid 43.2 average, with one punt going 58 yards versus Alabama. In a driving rainstorm versus Indiana State on Sept. 15, King was used six times for a 46.5 yard average, including a career long 64-yard punt.

■ He stands 40th nationally in punting average and is seventh in the ACC with a 42.8 average after five weeks.

■ Of his 30 punts, four have been over 50+ yards, nine have landed inside the opposition's 20-yard line and seven have been fair caught.

■ King needs just 15 punting yards to move into 10th place past Al MacFarlane (1963-65) on the school's career punting yards list.

■ The Louisville native has set the school record in consecutive years for punting average in a season at 43.9 yards per punt. Last year, King punted just 43 times, which would have ranked in the top 25 nationally, but didn't qualify based on the minimum requirements.

■ King was one of the best, helping the Cardinals finish 26th nationally in net punting at 40.1 yards per punt. In 2017, He recorded 10 boots of 50 or more yards and had four games with two of them, while adding 14 during the 2016 campaign. That same season, almost half of his punts were fair caught and 16 landed inside the opposition's 20-yard line.

■ The St. Xavier product was named the Ray Guy Award Punter of the Week by the Augusta Sports Council for his outstanding performance in the win over Indiana State. King averaged 46.5 yards per punt on six punts and pinned Indiana State inside their own 20-yard line three times. He set his career-best mark with a 64-yard punt in the second quarter that forced the Sycamores to start a drive at its own 15-yard line.

### BLUE EXCELS AS A STARTER

■ Linebacker **P.J. Blue** has battled injuries in his first two seasons, but seems to be healthy and is making an impact on the Louisville defense. He is third on the team in tackles with 24 and has two tackles for loss.

■ In the last two games as a starter, Blue has been credited with 14 stops, picking up six in the loss to Virginia and a personal best eight against Florida State.

## NCAA Rankings

Category	NCAA	ACC
3rd Down	98	11
3rd Down Def.	113	13
Completion Pct.	107	13
Fewest Penalties	101	12
Fewest Penalties Per Game	90	12
Fewest Penalty Yards	100	13
Fewest Penalty Yards Per Game	89	12
First Downs	80	10
Fumbles Lost	57	5
Fumbles Recovered	79	12
Kick Return Defense	55	5
Kickoff Returns	77	10
Net Punting	68	6
Passes Had Intercepted	123	14
Passes Intercepted	98	12
Passing Offense	101	12
Passing Yards Allowed	60	6
Passing Yards per Completion	88	12
Punt Return Defense	91	11
Punt Returns	21	3
Red Zone Defense	45	7
Red Zone Offense	55	7
Rushing Defense	83	11
Rushing Offense	112	13
Sacks Allowed	105	14
Scoring Defense	71	9
Scoring Offense	121	14
Tackles for Loss Allowed	105	12
Team Passing Efficiency	119	13
Team Passing Efficiency Defense	109	14
Team Sacks	112	13
Team Tackles for Loss	116	13
Time of Possession	86	9
Total Defense	75	9
Total Offense	120	14
Turnover Margin	124	13
Turnovers Gained	111	13
Turnovers Lost	112	12

Individual	NCAA	ACC
<b>Rodjay Burns</b>		
Punt Returns	10	2
Punt Return TD	2	2

<b>Mason King</b>		
Punting	40	7

<b>Blanton Creque</b>		
Field Goal Percentage	1	1
Field Goals Per Game	48	5

<b>C.J. Avery</b>		
Interceptions	42	5

## Georgia Tech Yellow Jackets

Georgia Tech scored on 8-of-10 offensive possessions – including seven-straight to start the game – and snapped a three-game losing streak with a convincing 63-17 win over Bowling Green at Bobby Dodd Stadium. Prior to Saturday, Georgia Tech had never scored a touchdown on every possession of a half in 11 seasons under head coach Paul Johnson. On Saturday, it scored on every possession through the game's first three quarters. The Yellow Jackets' only two possessions that didn't culminate with a touchdown came when they punted for the first and only time with 12:44 to go in the game and when they ran out the clock to finish off the victory. The domination spanned just about every statistical category. Georgia Tech (2-3) averaged 9.5 yards per play, 7.6 yards per rush and 32.0 yards per completion, compared to 4.5 yards per play, 1.7 yards per rush and 11.4 yards per completion for Bowling Green (1-4). The Jackets also forced three turnovers while committing none. Senior quarterback TaQuon Marshall completed 5-of-6 passes for 160 yards and scored two touchdowns on the ground to lead the Yellow Jackets. After Marshall left the game in the third quarter, backup Tobias Oliver came in and rushed for 115 yards and two scores of his own. Redshirt freshman A-back Jordan Mason also ran for two touchdowns. Senior A-back Clinton Lynch became the first student-athlete in Georgia Tech history with 1,000 rushing yards and 1,000 receiving yards in his career when he caught a 41-yard pass from Marshall in the second quarter.

## Series With Georgia Tech

This is the first meeting between these two schools. As crossover opponents, the two schools will meet again in 2023 in Atlanta, Georgia.

## About Georgia Tech Football

One of the most successful college football programs over a long history, the Yellow Jackets have won four national championships across four different decades (1917, 1928, 1952, 1990) as well as sixteen conference titles. Among the team's former coaches are John Heisman, for whom the Heisman Trophy is named, and Bobby Dodd, for whom the Bobby Dodd Coach of the Year Award and the school's stadium are named. Heisman led the team to the most lopsided game in football history, 222-0, and both Heisman and Dodd led Tech's football team to national championships. Dodd also led the Jackets on their longest winning streak — 8 straight games — against the University of Georgia in Tech's most time-endured rivalry, called Clean, Old-Fashioned Hate. For his part, Heisman led Georgia Tech to an undefeated 12-0-1 record in the Georgia Tech-Clemson football rivalry and what made it sting even more was that Heisman had previously coached Clemson.



BOBBY PETRINO

9TH YEAR

CAREER RECORD: 119-51

SCHOOL RECORD: 77-30

## LOUISVILLE CARDINALS (2-2, 0-1)

Sept. 1	vs. Alabama	L, 14-51
Sept. 8	Indiana State	W, 31-7
Sept. 15	Western Kentucky	W, 20-17
Sept. 22	*at Virginia	L, 3-27
Sept. 29	*Florida State	L, 24-28
Oct. 5	*Georgia Tech	7 p.m.
Oct. 13	*at Boston College	
Oct. 27	*Wake Forest	
Nov. 3	*at Clemson	
Nov. 9	*at Syracuse	
Nov. 17	*NC State	
Nov. 24	Kentucky	

## NCAA STATISTICAL RANKINGS

Conf.	NCAA	Category	Conf	NCAA
13	112	Rushing Offense	1	2
12	102	Passing Offense	14	124
14	121	Scoring Offense	7	38
14	120	Total Offense	7	41
11	83	Rushing Defense	8	56
6	60	Passing Defense	5	50
9	71	Scoring Defense	11	83
9	75	Total Defense	6	50
12	119	3rd-Down Offense	8	74
14	116	3rd-Down Defense	14	19
11	98	Red-Zone Offense	12	104
13	113	Red Zone Defense	8	56
6	68	Net Punting	4	38
3	21	Punt Returns	8	71
10	77	Kickoff Returns	13	84
112	101	Penalty Yards	6	38
13	124	Turnover Margin	7	52

## GEORGIA TECH TEAM STATS

## RUSHING

GT	339.2
OPP	150.0

## PASSING

GT	114.0
OPP	206.0

## RED ZONE

GT	78%
OPP	87%

## TOTAL YARDS

453.2
356.0

## SCORING

36.4
27.8

## THIRD DOWNS

39%
47%

## GEORGIA TECH STAT LEADERS

## PASSING

Player	Cmp	Att	Int	Pct	Yds	Td
TaQuon Marshall	30	63	4	47.6	542	2

## RUSHING

Running	ATT	YDS	AVG	TD
TaQuon Marshall	88	382	4.3	7
Jordan Mason	45	365	8.1	3

## RECEIVING

RECEIVING	REC	YDS	AVG	TD
Brad Stewart	8	88	11.0	1
Clinton Lynch	7	209	29.9	2

## TACKLES


PLAYER	SAT	TFL	SAC	INT
Malik Riviera	13-12-25	0-0	0-0	2-84
Ajani Kerr	18-5-23	0-0	0-0	0-0

## PUNTING

NO	AVG	YDS	LG	
Pressley Harvin	14	44.9	629	62

## FIELD GOALS

FG-A	XP	PTS	
Brenton King	1-4	10-11	13



PAUL JOHNSON

FIRST YEAR

CAREER RECORD: 184-96

SCHOOL RECORD: 77-57

## GEORGIA TECH YELLOW JACKETS (2-3)

Sept. 1	Alcorn State	W, 41-0
Sept. 8	at USF	L, 38-49
Sept. 15	*at Pitt	L, 19-24
Sept. 22	*Clemson	L, 21-49
Sept. 29	Bowling Green	W, 63-17
Oct. 5	*at Louisville	7 p.m.
Oct. 13	*Duke	
Oct. 25	*at Virginia	
Nov. 3	*at North Carolina	
Nov. 10	*Miami (Fla.)	
Nov. 17	* Virginia	
Nov. 24	at Georgia	

## HEAD COACH BOBBY PETRINO



**B**obby Petrino, in his ninth season at Louisville, is one of the most accomplished head coaches in the school's storied history, leading a program that has transformed itself into one of the nation's perennial powers.

Petrino has won a pair of conference championships (2004 and 2006), advanced to the postseason eight times, more than any UofL head coach, and is tied for the most bowl wins (three). The second-winningest coach in school history, trailing only Frank Camp, Petrino owns a 77-30 (.719) record at Louisville since his arrival in 2003. He ranks first in program history in conference winning percentage (.653, 66-37 record, minimum 10 games), home wins (40), AP Top 25 victories (7), and AP Top 25 finishes (five). His

program has hosted ESPN's College GameDay on two occasions (vs. Florida State, 2016 vs. Clemson, 2017).

The Helena, Mont., native is in his 31st year of collegiate coaching, including his 14th as a head coach and 10th in Louisville (served as the Cardinals' offensive coordinator in 1998). He owns a career record of 119-51 (.700) in 13 seasons.

The 57-year-old Petrino has helped Louisville maintain its notoriety in the national landscape, as the Cardinals have secured top-25 finishes in five of his eight seasons. Petrino directed the program to a No. 6 final ranking in the Associated Press poll in 2004 and 2006, making him the only coach in program history to achieve that feat.

Known as an offensive mastermind, Petrino's teams have consistently ranked in the top 10 nationally in numerous offensive categories. In eight seasons, he has guided his offensive units to six finishes in top 10 - leading the country in 2000, ending the year second in 2006, and consecutive third-place finishes in 2016 and 2017.

Scoring has never been a problem in Petrino's reign, totaling three finishes in the top five nationally in scoring offense. Petrino's 2004 team, which finished 11-1, led the country in scoring at 49.8 points per game.

Petrino's ability to develop NFL talent has been a trademark of his illustrious career — producing 34 NFL Draft selections, including four in the first round. The 2015 draft saw the Cardinals produce a school-record 10 selections, including the No. 14 pick in wide receiver DeVante Parker.

Over the last two seasons, Petrino has directed the most explosive offensive seasons in school history with the program's first Heisman Trophy winner, two-time finalist Lamar Jackson. With Jackson leading the offense, the Cardinals set six school records

in 2017, most notably the most total yards of offense, rushing yards, yards per carry and yards per play.

In 2017, Jackson rewrote the UofL record book and took hold of the Atlantic Coast Conference annals as well. He became the school's all-time leading rusher and is the first player in school history to rush for over 1,300 yards in consecutive seasons. He is only the second player in NCAA history to pass for more than 9,000 yards and rush for over 4,000 in a career.

In posting an 8-5 record, the Cardinals scored over 30 points in 10 games, while totaling over 500 yards of offense on eight different occasions.

Sprinting out to a 9-1 start and jumping up to No. 3 in the country, the 2016 season started off as one to remember. ESPN College GameDay made its first appearance at Cardinal Stadium, the Cardinals had a huge win over No. 2 Florida State and were ranked as high as No. 3 in the country and 5th in the College Football Playoff Rankings.

Petrino conducted one of the best coaching jobs of his career in 2015. He guided the Cardinals to eight wins over their final 10 games, including a 27-21 victory over Texas A&M in the Music City Bowl. Jackson set a bowl record with 226 yards rushing and two touchdowns, while the Cardinals totaled 534 yards of total offense, including 307 on the ground.

Petrino transitioned the program into the ACC in 2014, guiding the Cardinals to a 9-4 record that included a win over Miami in the school's first ACC contest and a three-game winning streak to close the regular season. Louisville also earned a win at Notre Dame and a come-from-behind victory over in-state rival Kentucky.

The only head coach to serve two stints with the Cardinals (2003-06, 2014-present), Petrino has the second-most victories in the school's record books. Under his direction, the Cardinals have posted two 11-win seasons and have won seven or more games in each of his years as head coach. His first stint at Louisville boasted 41 wins over a four-year span.

### THE PETRINO FILE

<b>Years Coached:</b>	9th Season
<b>Alma Mater:</b>	Carroll College, '83
<b>Career Record:</b>	119-51 (.700)
<b>Record at Louisville:</b>	77-30 (.719)
<b>ACC Record:</b>	21-13 (.692)
<b>Bowl Record:</b>	3-5 (.471)
<b>Conference USA Championships:</b>	1
<b>BIG EAST Championships:</b>	1
<b>Wife:</b>	Becky
<b>Daughters:</b>	Kelsey, Katie
<b>Sons:</b>	Nicky, Bobby, Jr.
<b>Hometown:</b>	Helena, Mont.

### COACHING EXPERIENCE

1983	Carroll (MT) (GA)
1984	Weber State (GA)
1985-1986	Carroll (MT) (OC)
1987-1988	Weber State (WR/TE)
1989	Idaho (QB)
1990-1991	Idaho (OC)
1992-1993	Arizona State (QB)
1994	Nevada (OC/QB)
1995-1997	Utah State (OC)
1998	Louisville (OC)
1999-2000	Jacksonville Jaguars (QB)
2001	Jacksonville Jaguars (OC)
2002	Auburn (OC)
2003-2006	Louisville
2007	Atlanta Falcons
2008-2011	Arkansas
2013	Western Kentucky
2014-present	Louisville

### PETRINO'S YEAR-BY-YEAR HEAD COACHING RECORD

Year	Team	Overall	Conf.	Bowl/playoffs	Coaches	AP
2003	Louisville	9-4	5-3	L, GMAC	--	--
2004	Louisville	11-1	8-0	W, Liberty	7	6
2005	Louisville	9-3	5-2	L, Gator	20	19
2006	Louisville	12-1	6-1	W, Orange	6	5
2008	Arkansas	5-7	2-6	---	--	--
2009	Arkansas	8-5	3-5	W, Liberty	--	--
2010	Arkansas	10-3	6-2	L, Sugar	12	12
2011	Arkansas	11-2	6-2	W, Cotton	5	5
2013	W. Kentucky	8-4	4-3	---	--	--
2014	Louisville	9-4	5-3	L, Belk	24	24
2015	Louisville	8-5	5-3	W, Music City	--	--
2016	Louisville	9-4	7-1	L, Citrus	20	21
2017	Louisville	8-5	4-4	TaxSlayer	-	-
2018	Louisville	2-3	0-2			
<b>Totals</b>		<b>119-51</b>	<b>66-37</b>			



Cardinal Stadium already boasts some of the finest amenities to be considered one of the elite college football venues in the country.

Built in 1998, Louisville's home recently finished a \$63.25-million renovation to expand the north end zone – closing off the stadium – and enhancing the Howard Schnellenberger Football Complex. The project is scheduled to be completed in time for the September home opener.

Upon conclusion of the 2016 campaign, crews began construction and the first noticeable phase of the project will be the seating structure for the interior bowl.

Approximately 6,000 additional seats were added with the expansion, creating a unique look in the end zone structure and increasing the total seating capacity to over 60,800. The construction also provides an additional 25,000 square feet of space.

The expansion also includes about 900 modern club seats, 65 premium loge level boxes, and two exclusive field level suites. The club seats will have access to a premier gathering area that will provide viewing access to the field. Fans in that area will have an exclusive view to the players, who will be running onto the gridiron from a middle of the field level entrance after exiting the football complex through a tunnel.

On Jan. 1, 2018, renovations began on the football complex, which includes dramatic changes to the training areas and improving the overall student-athlete experience. An additional 100,000 square feet will allow the team's weight room and conditioning center to double in size, creating space for team workouts, conditioning, and an enhanced athletic training space equipped with a state-of-the-art hydrotherapy area.

A luxurious and spacious players' lounge, improvements for coaches' offices and the team locker room, and expansive theatre-style meeting areas also will be among the major improvements.

Cardinal Stadium, which first opened in 1998, featured a capacity of 42,000 and was expanded in 2010

to the present capacity of 55,000. In the last expansion, approximately 12,000 additional chairback seats were added to a second deck on the east side of the stadium in the UPS Flight Deck. The project included 33 new luxury suites on the Stites & Harbison Suite Level and 2,000 premium loge seats were added to the east side.

A 60-foot wide Norton's Terrace was constructed at the top of the south end zone, connecting the east and west sides of the stadium. Also included in the previous expansion was the PNC Club, a 20,000-square-foot, glass-enclosed area that stretches from end zone to end zone at the loge level on the east side of the stadium.

The temperature-controlled club features a full-service bar, concessions, large-screen televisions, lounge seating and tables. It also has more than 1,700 outdoor seats under cover with heaters and fans.

In addition to being available during football games, the PNC Club is used for other community and campus events throughout the year.

Still in place from the original construction, the impressive Brown and Williamson Club highlights the stadium's west side. The space extends the length of the football field and contains 28 suites. It has served as host to numerous banquets and parties.

Since 1998, the Cardinals are 96-33 at home and compiled a school record 20-game-home winning streak, which was snapped in 2007.



2018 Louisville Football

## Stadium Facts

### Stadium Record

The Cardinals are 96-33 all-time at home.

### Seating Capacity

Built in 1998, stadium capacity is currently at approximately 60,800, including suites.

### Playing Field

Louisville switched from natural grass to Field Turf for the 2003 season and was replaced again in 2014.

### Card March

Fans are encouraged to meet the team when the Cardinals arrive for Card March, approximately 2:15 prior to kickoff. The team buses will arrive at Denny Crum Overpass and will unload and walk down the stairs. The players and coaches will make their way through the crowd behind the marching band and cheerleaders before entering the stadium.

### Top Cardinal Stadium Crowds

1.	55,632	vs. Florida State, 9/17/16
2.	55,588	vs. Clemson, 9/16/17
3.	55,428	vs. Miami, 9/1/14
4.	55,414	vs. Florida State, 10/30/14
5.	55,398	vs. Clemson, 9/17/15
6.	55,386	vs. Kentucky, 9/2/12
7.	55,332	vs. Ohio, 9/1/13
8.	55,327	vs. Kentucky, 9/4/10
9.	55,218	vs. NC State, 10/22/16
10.	55,215	vs. UCF, 10/18/13
11.	55,168	vs. Rutgers, 10/10/13
12.	55,121	vs. Duke, 10/14/16
13.	55,118	vs. Kentucky, 11/29/14
14.	55,106	vs. Cincinnati, 10/15/10
15.	54,923	vs. Western Kentucky, 9/15/18

### Home Attendance Averages

1.	2016	6	324,391	54,065
2.	2014	6	317,829	52,972
3.	2013	7	370,396	52,914
4.	2010	7	354,557	50,648
5.	2012	7	349,938	49,991

### Top Road Crowds

1.	95,670	Penn State	1996
2.	94,826	Tennessee	1993
3.	92,084	Tennessee	1987
4.	91,734	Ohio State	1991
5.	89,653	Ohio State	1992
6.	84,476	Florida State	1992
7.	83,362	Clemson	2016
8.	82,978	Clemson	2014
9.	80,795	Notre Dame	2014
10.	80,741	Florida State	2000



Numerical Roster		
1	P.J. Mbanasor	CB
1	TuTu Atwell	WR
2	Corey Reed	WR
2	Chandler Jones	CB
3	Cornelius Sturghill	CB
3	Malik Cunningham	QB
4	Jawon Pass	QB
4	TreSean Smith	S
5	Seth Dawkins	WR
5	Robert Hicks	LB
6	Russ Yeast	CB
6	Travis Jordan	QB
7	Dez Fitzpatrick	WR
7	Jonathan Greenard	DE
8	Jatavious Harris	WR
8	Jarrett Jackson	DE
9	C.J. Avery	LB
9	Jaylen Smith	WR
10	Javian Hawkins	RB
10	Rodjay Burns	CB
11	Dee Smith	S
11	Kemari Averett	TE
12	Marlon Character	CB
12	Trey Smith	RB
13	P.J. Blue	LB
14	Marcus Riley	WR
15	Sean McCormack	QB
15	Quen Head	LB
17	Drew Zaubi	QB
17	Dorian Etheridge	LB
18	Justin Marshall	WR
18	Tylus Hancock	LB
19	Hassan Hall	RB
20	Trenell Troutman	S
21	London Iakopo	S
22	Yasir Abdullah	LB
23	Harry Trotter	RB
23	Telly Plummer	CB
24	Jack Duane	WR
24	Lamarques Thomas	S
25	Dae Williams	RB
26	Chris Taylor-Yamonoha	WR
27	Anthony Johnson	CB
28	Mason King	P
29	Jarius Brents	CB
30	Khane Pass	S
31	Malik Staples	RB
32	Jabob Ables	WR
33	Colin Wilson	RB
34	Jeremy Smith	RB
34	Joe Comer	DB
36	Evan O'Hara	K
36	Maurice Burkley	RB
37	Ryan Chalifoux	K
38	Jack Fagot	S
39	Aaron Floyd	CB
39	Taven Graves	RB

No.	Name	Ht.	Wt.	Pos.	Cl.	Hometown (Previous School)
22	Yasir Abdullah	6-1	18	LB	FR	Miami, Fla. (Carol City)
32	Jacob Ables	5-11	187	WR	FR	Louisville, Ky. (Holy Cross)
1	Chatarius Atwell	5-9	156	WR	FR	Miami, Fla. (Northwestern)
11	Kemari Averett	6-6	267	TE	SO	Atlanta, Ga. (Grady)
9	C.J. Avery	5-11	221	LB	SO	Grenada, Miss. (Grenada)
88	Jeffrey Banks	6-2	218	TE	SO	Olive Branch, Miss. (Pearl River)
73	Mekhi Becton	6-7	355	OL	SO	Highland Springs, Va. (Highland Springs)
75	Robbie Bell	6-5	298	OL	R-SO	Hoschton, Ga. (Mill Creek)
66	Cole Bentley	6-3	316	OL	SO	Belfry, Ky. (Belfry)
55	Michah Bland	6-2	290	OL	FR	Louisville, Ky. (Male)
13	P.J. Blue	6-3	221	LB	R-SO	Jemison, Ala. (Park Crossing)
89	Adonis Boone	6-5	295	OL	FR	Daytona Beach, Fla. (Mainland)
41	Michael Boykin	6-6	290	DL	SO	Carrollton, Ga. (Mississippi Gulf Coast CC)
29	Jarius Brents	5-10	181	CB	FR	Louisville, Ky. (Waggener)
36	Maurice Burkley	5-9	212	RB	R-FR	Naperville, Ill. (Metee Valley)
10	Rodjay Burns	6-0	190	CB	R-SO	Louisville, Ky. (Trinity)
53	Amonte Caban	6-1	253	DE	R-JR	Smiths, Ala. (Smiths Station)
37	Ryan Chalifoux	6-1	199	K	R-FR	Champaign, Ill. (Champaign Central)
12	Marlon Character	6-1	194	CB	SO	Atlanta, Ga. (Northwest Mississippi CC/Grady)
50	Jean Luc-Childs	6-3	320	OL	FR	Woodbridge, Va. (Old Dominion)
61	Caleb Chandler	6-4	295	OL	R-FR	Jefferson, Ga. (Jefferson)
92	Malik Clark	6-2	272	DE	R-FR	Milledgeville, Ga. (Baldwin)
34	Joe Comer	5-10	170	DB	R-SO	Decatur, Ga. (Cedar Grove/West Georgia)
45	Blanton Creque	5-11	192	K	R-JR	Shelbyville, Ky. (Collins)
80	Hunter Crowe	6-1	224	TE	FR	Louisville, Ky. (Butler)
83	Micky Crum	6-4	258	TE	R-SR	Columbus, Ohio (Hamilton Township)
3	Malik Cunningham	6-1	190	QB	R-FR	Montgomery, Ala. (Park Crossing)
85	Jordan Davis	6-4	254	TE	R-JR	Clear Lake, Texas (Clear Lake)
5	Seth Dawkins	6-3	218	WR	JR	Columbus, Ohio (Franklin Heights)
91	Derek Dorsey	6-3	286	DE	R-SO	Louisville, Ky. (Manual)
24	Jack Duane	5-10	172	WR	R-SR	Chatham, N.J. (Chatham)
58	Dejmi Dumervil-Jean	6-5	378	DL	FR	Lauderdale Lakes, Fla. (St. Thomas Aquinas)
17	Dorian Etheridge	6-3	230	LB	SO	Charleston, W. Va. (Capital)
38	Jack Fagot	6-0	192	S	R-FR	Lexington, Ky. (Lexington Catholic)
96	Henry Famurewa	6-2	293	DL	R-SR	Powder Springs, Ga. (McEachern)
7	Dez Fitzpatrick	6-2	202	WR	R-SO	Farmington Hills, Mich. (Waterford Mott)
39	Aaron Floyd	5-10	201	CB	JR	Florence, Ky. (Boone County)
42	Marshon Ford	6-2	210	TE	FR	Louisville, Ky. (Ballard)
77	Linwood Foy	6-4	301	OL	SR	Los Angeles, Calif. (College of the Canyons)
95	Thurman Geathers	6-3	205	DE	FR	Acworth, Ga. (North Cobb)
90	Jared Goldwire	6-6	295	DL	SO	Tacoma, Wash. (Fort Scott CC)
39	Taveon Graves	5-5	178	RB	R-FR	Rineyville, Ky. (North Hardin)
7	Jonathan Greenard	6-4	263	DE	R-JR	Hiram, Ga. (Hiram)
19	Hassan Hall	6-0	186	RB	FR	Atlanta, Ga. (Maynard Jackson)
52	Mitch Hall	6-1	208	LS	SO	Clayton, N.C. (Clayton)
18	Tylus Hancock	6-1	195	LB	FR	Marietta, Ga. (Lassiter)
87	Tyler Harrell	6-0	194	WR	FR	Miami, Fla. (Christopher Columbus)
8	Jatavious Harris	6-1	188	WR	FR	Milledgeville, Ga. (Baldwin)
10	Javian Hawkins	5-9	180	RB	FR	Titusville, Fla. (Cocoa)
60	Tyler Haycraft	6-3	295	OL	R-JR	Louisville, Ky. (St. Xavier)
15	Quen Head	6-2	206	LB	SO	Forsyth, Ga. (Hutchinson CC)
5	Robert Hicks	6-1	248	LB	FR	Miami, Fla. (Central)
68	D.J. Horton	6-3	293	OL	FR	Louisville, Ky. (Manual)
21	London Iakopo	6-0	213	S	R-SR	Carson, Calif. (Long Beach CC)
8	Jarrett Jackson	6-6	281	DE	FR	West Palm Beach, Fla. (Palm Beach Gardens)
42	Ori Jean-Charles	6-1	222	DB	R-FR	Monsey, N.Y. (Spring Valley)
27	Anthony Johnson	6-1	191	CB	R-FR	Coconut Creek, Fla. (Chaminade-Madonna)
47	Austin Johnson	6-2	218	P	R-SO	Louisville, Ky. (DeSales)
84	Josh Johnson	5-11	175	WR	SO	Atlanta, Ga. (Woodward Academy)
2	Chandler Jones	5-10	181	CB	FR	Miami, Fla. (Central)
56	Kam Jones	5-11	224	LB	R-FR	Gwinnett, Ga. (Peachtree Ridge)
28	Mason King	6-3	212	P	R-JR	Louisville, Ky. (St. Xavier)
57	Dayna Kinnaird	6-3	238	DE	R-FR	Jeffersonville, Ind. (Jeffersonville)
44	Tobias Little	6-0	240	FB	R-SO	Atlanta, Ga. (Mays)
99	Allen Love	6-2	284	DT	FR	Birmingham, Ala. (Huffman)
46	Brendan Lowery	6-0	205	LS	JR	Barrington, Ill. (Barrington)
18	Justin Marshall	6-3	204	WR	R-FR	Conyers, Ga. (Georgia Prep Sports Academy)
41	Isaac Martin	6-1	256	FB	R-FR	Louisville, Ky. (Trinity)
78	Max Martin	6-3	291	OL	R-FR	Louisville, Ky. (Trinity)
1	P.J. Mbanasor	6-1	198	CB	R-JR	Pflugerville, Texas (Oklahoma/ Hendrickson)
13	Sean McCormack	6-5	224	QB	R-SO	Darien, Ill. (Hinsdale)
93	Gary McCrae	6-4	235	DE	SR	Cuthbert, Ga. (Randolph Clay)

72	Lukayus McNeil	6-6	328	OL	R-SR	Indianapolis, Ind. (Decatur Central)
36	Evan O'Hara	6-0	215	K	JR	Florence, Ky. (Boone)
97	Nick Okeke	6-3	242	LB	R-FR	Smyrna, TN (Smyrna)
4	Jawon Pass	6-4	231	QB	R-SO	Columbus, Ga. (Carver)
30	Khane Pass	6-1	205	S	R-JR	Columbus, Ga. (Carver)
86	Devante Peete	6-6	205	WR	R-JR	Pompano Beach, Fla. (St. Thomas Aquinas)
98	Tabarius Peterson	6-3	252	LB	R-SO	Tucker, Ga. (Tucker)
23	Telly Plummer	6-0	185	CB	FR	Riverdale, Ga. (Langston Hughes)
2	Corey Reed	6-3	206	WR	SO	Fulton, Ga. (Roswell)
14	Marcus Riley	5-10	170	WR	FR	Tallahassee, Fla. (Rickards)
40	Kaheem Roach	6-1	192	S	R-FR	Miramar, Fla. (Miramar)
94	G.G. Robinson	6-4	298	DL	R-JR	Lilburn, Ga. (Parkview)
65	Ronald Rudd	6-5	328	OL	R-JR	Rialto, Calif. (Chaffey College)
63	Nathan Scheler	6-1	293	OL	R-JR	Louisville, Ky. (St. Xavier)
62	Clayton Six	6-4	295	OL	FR	Louisville, Ky. (St. Xavier)
43	Damien Smith	6-1	225	LB	JR	Louisville, Ky. (Manual)
11	Dee Smith	6-1	208	S	SR	Florence, Ala. (Florence)
9	Jaylen Smith	6-4	220	WR	SR	Pascagoula, Miss. (Pascagoula)
34	Jeremy Smith	6-2	225	RB	R-SR	Hammond, La. (Fresno City CC)
4	TreSean Smith	6-1	202	CB	SO	Hamilton, Ohio (LaSalle)
12	Trey Smith	6-0	218	RB	R-JR	Madison, Miss. (Madison Central)
76	Wyatt Smock	6-3	290	OL	R-FR	Louisville, Ky. (St. Xavier)
70	Emmanuel Sowders	6-4	300	OL	FR	Louisville, Ky. (Jefferson)
81	Emonee Spence	6-3	189	WR	R-JR	Pembroke Pines, Fla. (Flanagan)
31	Malik Staples	6-1	228	RB	JR	Suwanee, Ga. (Peachtree Ridge)
3	Cornelius Sturghill	5-11	188	CB	R-SR	Memphis, Tenn. (Melrose)
26	Chris Taylor-Yamanoha	6-2	182	WR	R-SO	Rohnert Park, Calif. (Rancho Cotate)
48	Jordan Thomas	5-11	160	WR	R-FR	Lexington, Ky. (Lafayette)
79	Kenny Thomas	6-6	328	OL	SR	Prattville, Ala. (Prattville)
24	Lamarques Thomas	6-0	180	S	JR	Clinton, Miss. (Clinton)
59	Caleb Tillman	6-3	292	DL	R-SO	Dothan, Ala. (Northview)
6	Jordan Travis	6-3	195	QB	FR	West Palm Beach, Fla. (Benjamin School)
20	Trennell Troutman	5-11	190	S	FR	Miami, Fla. (St. Thomas Aquinas)
82	Keion Wakefield	5-10	175	WR	R-SO	Louisville, Ky. (Male)
49	Boosie Whitlow	6-3	230	DL	R-JR	Opelika, Ala. (Opelika)
25	Dae Williams	6-1	232	RB	R-SO	Sapulpa, Okla. (Sapulpa)
33	Colin Wilson	6-1	225	RB	R-FR	Green Cove Springs, Fla. (Clay)
44	Jakson Wine	6-0	219	K	R-SO	Louisville, Ky. (North Oldham)
6	Russ Yeast	5-11	185	CB	SO	Greenwood, Ind. (Center Grove)
17	Drew Zaubi	6-4	208	QB	FR	Louisville, Ky. (South Oldham)

**Head Coach:** Bobby Petrino

**Assistant Coaches:** **Ryan Beard** (Linebackers), **Grady Brown** (Cornerbacks), **Lonnie Galloway** (Co-Offensive Coordinator/Wide Receivers), **Chris Klenakis** (Tight Ends), **Nick Petrino** (Quarterbacks), **L.D. Scott** (Defensive Line), **Kolby Smith** (Running Backs), **Mike Summers** (Offensive Line), **Brian VanGorder** (Defensive Coordinator), **Lorenzo Ward** (Safeties)

### Numerical Roster

40	Kaheem Roach	S
41	Isaac Martin	FB
41	Mike Boykin	DL
42	Marshon Ford	TE
42	Ori Jean Charles	LB
43	Damien Smith	LB
44	Tobias Little	FB
45	Blanton Creque	K
46	Brendan Lowery	LS
47	Austin Johnson	P
48	Jordan Thomas	WR
49	Boosie Whitlow	LB
50	Jean Luc-Childs	OL
52	Mitch Hall	LS
53	Amonte Caban	DE
55	Micah Bland	DL
56	Kam Jones	LB
57	Dayna Kinnaird	DE
58	Dejmi Dumervil-Jean	DL
59	Caleb Tillman	DL
60	Tyler Haycraft	OL
61	Caleb Chandler	OL
62	Clayton Six	OL
63	Nathan Scheler	OL
65	Ronald Rudd	OL
66	Cole Bentley	OL
68	D.J. Horton	OL
70	Emmanuel Sowders	OL
72	Lukayus McNeil	OL
73	Mehki Becton	OL
75	Robbie Bell	OL
76	Wyatt Smock	OL
77	Linwood Foy	OL
78	Max Martin	OL
79	Kenny Thomas	OL
80	Hunter Crowe	TE
81	Emonee Spence	WR
82	Keion Wakefield	WR
83	Micky Crum	TE
84	Josh Johnson	WR
85	Jordan Davis	TE
86	Devante Peete	WR
87	Tyler Harrell	WR
88	Jeffrey Banks	TE
89	Adonis Boone	OL
90	Jared Goldwire	DL
91	Derek Dorsey	DL
92	Malik Clark	DE
93	Gary McCrae	DE
94	G.G. Robinson	DL
95	Thurman Geathers	DE
96	Henry Famurewa	DL
97	Nick Okeke	LB
98	Tabarius Peterson	DE
99	Allen Love	DL

Date	Opponent	Score	Overall	ACC	TV	Attend.
Sept. 1	vs. Alabama	14-51	0-1	0-0	ABC	57,280
Sept. 8	Indiana State	31-7	1-1	0-0	ACC Net.	44,520
Sept. 15	Western Kentucky	20-17	2-1	0-0	RSN	54,923
Sept. 22	*at Virginia	3-27	2-2	0-1	RSN	34,446
Sept. 29	*Florida State	24-28	2-3	0-2	ESPN2	52,798

\*indicates conference game

## 2018 Team Statistics

TEAM STATISTICS	LOU	OPP
SCORING	92	130
Points Per Game	18.4	26.0
Points Off Turnovers	3	52
FIRST DOWNS	93	95
Rushing	38	41
Passing	45	48
Penalty	10	6
RUSHING YARDAGE	600	844
Yards gained rushing	751	934
Yards lost rushing	151	90
Rushing Attempts	169	205
Average Per Rush	3.6	4.1
Average Per Game	120.0	168.8
TDs Rushing	5	6
PASSING YARDAGE	958	1085
Comp-Att-Int	84-155-8	78-129-2
Average Per Pass	6.2	8.4
Average Per Catch	11.4	13.9
Average Per Game	191.6	217.0
TDs Passing	5	9
TOTAL OFFENSE	1558	1929
Total Plays	324	334
Average Per Play	4.8	5.8
Average Per Game	311.6	385.8
KICK RETURNS: #-Yards	11-220	14-279
PUNT RETURNS: #-Yards	9-148	13-139
INT RETURNS: #-Yards	2-59	8-132
KICK RETURN AVERAGE	20.0	19.9
PUNT RETURN AVERAGE	16.4	10.7
INT RETURN AVERAGE	29.5	16.5
FUMBLES-LOST	10-3	4-2
PENALTIES-Yards	37-335	34-309
Average Per Game	67.0	61.8
PUNTS-Yards	30-1283	27-1048
Average Per Punt	42.8	38.8
Net punt average	37.5	31.9
KICKOFFS-Yards	21-1254	26-1625
Average Per Kick	59.7	62.5
Net kick average	39.3	40.6
TIME OF POSSESSION/Game	28:48	30:54
3RD-DOWN Conversions	24/67	35/78
3rd-Down Pct	36%	45%
4TH-DOWN Conversions	2/7	3/5
4th-Down Pct	29%	60%
SACKS BY-Yards	6-43	15-84
MISC YARDS	54	0
TOUCHDOWNS SCORED	11	17
FIELD GOALS-ATTEMPTS	5-5	4-8
ON-SIDE KICKS	0-0	0-0
RED-ZONE SCORES	(12-14) 86%	(13-17) 76%
RED-ZONE TOUCHDOWNS	(9-14) 64%	(10-17) 59%
PAT-ATTEMPTS	(11-11) 100%	(16-17) 94%
ATTENDANCE	152241	34446
Games/Avg Per Game	3/50747	1/34446
Neutral Site Games		1/57280

SCORE BY QUARTERS	1st	2nd	3rd	4th	Total
Louisville Cardinals	14	17	23	38	92
Opponents	35	27	30	38	130

Rushing	GP	Att	Gain	Loss	Net	Avg	TD	Long	Avg.
Cunningham, Mal	3	43	228	19	209	4.9	1	19	69.7
Smith, Trey	4	24	108	3	105	4.4	0	15	26.2
Hall, Has.	5	18	98	8	90	5.0	0	14	18.0
Williams, Dae	4	22	85	14	71	3.2	2	21	17.8
Wilson, Col.	3	11	61	1	60	5.5	0	26	20.0
Smith, Je.	1	6	56	0	56	9.3	0	21	56.0
Jeremy Smith	1	7	10	1	9	1.3	0	5	9.0
Riley, Mar.	4	1	9	0	9	9.0	0	9	2.2
Hawkins, J.	2	1	7	0	7	7.0	0	7	3.5
Becton, Mek.	5	1	1	0	1	1.0	1	1	0.2
Travis, Jor.	1	1	0	0	0	0.0	0	0	0.0
Smith, Jer.	2	4	3	3	0	0.0	0	3	0.0
Pass, Jaw.	5	29	85	91	-6	-0.2	1	16	-1.2
TEAM	2	1	0	11	-11	-11.0	0	0	-5.5
<b>Total</b>	<b>5</b>	<b>169</b>	<b>751</b>	<b>151</b>	<b>600</b>	<b>3.6</b>	<b>5</b>	<b>26</b>	<b>120.0</b>
<b>Opponents</b>	<b>5</b>	<b>205</b>	<b>934</b>	<b>90</b>	<b>844</b>	<b>4.1</b>	<b>6</b>	<b>36</b>	<b>168.8</b>

Passing	G	Effic	Cmp-Att-Int	Pct	Yds	TD	Lng	Avg.
Pass, Jaw.	5	104.20	62-120-7	51.7	760	4	53	152.0
Cunningham, Mal	3	117.45	22-34-1	64.7	198	1	34	66.0
Travis, Jor.	1	0.00	0-1-0	0.0	0	0	0	0.0
<b>Total</b>	<b>5</b>	<b>106.43</b>	<b>84-155-8</b>	<b>54.2</b>	<b>958</b>	<b>5</b>	<b>53</b>	<b>191.6</b>
<b>Opponents</b>	<b>5</b>	<b>151.04</b>	<b>78-129-2</b>	<b>60.5</b>	<b>1085</b>	<b>9</b>	<b>58</b>	<b>217.0</b>

Receiving	G	No.	Yds	Avg	TD	Long	Avg/G
RECEIVING	G	No.	Yds	Avg	TD	Long	Avg/G
Fitzpatrick, De	5	14	168	12.0	1	23	33.6
Smith, Jay.	5	13	224	17.2	1	42	44.8
Crum, Mic.	5	13	118	9.1	1	25	23.6
Peete, Dev.	5	9	115	12.8	0	27	23.0
Dawkins, Set.	4	7	102	14.6	0	47	25.5
Atwell, TuT.	5	6	109	18.2	0	53	21.8
Averett, Kem.	4	6	46	7.7	2	12	11.5
Smith, Trey	4	5	56	11.2	0	27	14.0
Riley, Mar.	4	3	9	3.0	0	6	2.2
Jeremy Smith	1	2	11	5.5	0	8	11.0
Williams, Dae	4	2	-1	-0.5	0	0	-0.2
Smith, Je.	1	1	8	8.0	0	8	8.0
Hawkins, J.	2	1	4	4.0	0	4	2.0
Smith, Jer.	2	1	-4	-4.0	0	0	-2.0
Bentley, Col.	5	1	-7	-7.0	0	0	-1.4
<b>Total</b>	<b>5</b>	<b>84</b>	<b>958</b>	<b>11.4</b>	<b>5</b>	<b>53</b>	<b>191.6</b>
<b>Opponents</b>	<b>5</b>	<b>78</b>	<b>1085</b>	<b>13.9</b>	<b>9</b>	<b>58</b>	<b>217.0</b>

Punt Returns	No.	Yds	Avg	TD	Long
Burns, Rod.	9	148	16.4	1	55
<b>Total</b>	<b>9</b>	<b>148</b>	<b>16.4</b>	<b>1</b>	<b>55</b>
<b>Opponents</b>	<b>13</b>	<b>139</b>	<b>10.7</b>	<b>0</b>	<b>32</b>

Interceptions	No.	Yds	Avg	TD	Long
Burns, Rod.	1	34	34.0	0	34
Avery, C.J.	1	25	25.0	0	25
<b>Total</b>	<b>2</b>	<b>59</b>	<b>29.5</b>	<b>0</b>	<b>34</b>
<b>Opponents</b>	<b>8</b>	<b>132</b>	<b>16.5</b>	<b>1</b>	<b>45</b>

Kick Returns	No.	Yds	Avg	TD	Long
Hall, Has.	6	157	26.2	0	61
Burns, Rod.	3	35	11.7	0	24
Yeast, Rus.	1	14	14.0	0	14
Sturghill, Cor.	1	14	14.0	0	14
<b>Total</b>	<b>11</b>	<b>220</b>	<b>20.0</b>	<b>0</b>	<b>61</b>
<b>Opponents</b>	<b>14</b>	<b>279</b>	<b>19.9</b>	<b>1</b>	<b>77</b>

## ----- PATs -----

Scoring	TD	FGs	Kick	Rush	Rcv	Pass	DXP	Saf	Points
Creque, Bla.	0	5-5	11-11	0-0	0	0-0	0	0	26
Averett, Kem.	2	0-0	0-0	0-0	0	0-0	0	0	12
Williams, Dae	2	0-0	0-0	0-0	0	0-0	0	0	12
Burns, Rod.	1	0-0	0-0	0-0	0	0-0	0	0	6
Crum, Mic.	1	0-0	0-0	0-0	0	0-0	0	0	6
Becton, Mek.	1	0-0	0-0	0-0	0	0-0	0	0	6
Fitzpatrick, De	1	0-0	0-0	0-0	0	0-0	0	0	6
Pass, Jaw.	1	0-0	0-0	0-0	0	0-0	0	0	6
Cunningham, Mal	1	0-0	0-0	0-0	0	0-0	0	0	6
Smith, Jay.	1	0-0	0-0	0-0	0	0-0	0	0	6
<b>Total</b>	<b>11</b>	<b>5-5</b>	<b>11-11</b>	<b>0-0</b>	<b>0</b>	<b>0-0</b>	<b>0</b>	<b>0</b>	<b>92</b>
<b>Opponents</b>	<b>17</b>	<b>4-8</b>	<b>16-17</b>	<b>0-0</b>	<b>0</b>	<b>0-0</b>	<b>0</b>	<b>0</b>	<b>130</b>

Total Offense	G	Plays	Rush	Pass	Total	Avg/G
Pass, Jaw.	5	149	-6	760	754	150.8
Cunningham, Mal	3	77	209	198	407	135.7
Smith, Trey	4	24	105	0	105	26.2
Hall, Has.	5	18	90	0	90	18.0
Williams, Dae	4	22	71	0	71	17.8
Wilson, Col.	3	11	60	0	60	20.0
Smith, Je.	1	6	56	0	56	56.0
Jeremy Smith	1	7	9	0	9	9.0
Riley, Mar.	4	1	9	0	9	2.2
Hawkins, J.	2	1	7	0	7	3.5
Becton, Mek.	5	1	1	0	1	0.2
TEAM	2	1	-11	0	-11	-5.5
<b>Total</b>	<b>5</b>	<b>324</b>	<b>600</b>	<b>958</b>	<b>1558</b>	<b>311.6</b>
<b>Opponents</b>	<b>5</b>	<b>334</b>	<b>844</b>	<b>1085</b>	<b>1929</b>	<b>385.8</b>

Field Goals	FGM-A	Pct	01-19	20-29	30-39	40-49	50-99	Lg	BLK
Creque, Bla.	5-5	100.0	0-0	3-3	0-0	2-2	0-0	43	0

## FG SEQUENCE Louisville Cardinals OPPONENTS

Alabama	-	(39),27
Indiana State	(43)	-
Western Kentucky	(23), (23)	32,(35),51
Virginia	(20)	32,(28),(24)
Florida State	(42)	-

Numbers in (parentheses) indicate field goal was made.

Punting	No.	Yds	Avg	Long	TB	FC	I20	50+	Blkd
King, Mas.	30	1283	42.8	64	1	7	9	4	0
<b>Total</b>	<b>30</b>	<b>1283</b>	<b>42.8</b>	<b>64</b>	<b>1</b>	<b>7</b>	<b>9</b>	<b>4</b>	<b>0</b>
<b>Opponents</b>	<b>27</b>	<b>1048</b>	<b>38.8</b>	<b>61</b>	<b>2</b>	<b>7</b>	<b>6</b>	<b>3</b>	<b>0</b>

Kickoffs	No.	Yds	Avg	TB	OB	Retn	Net	YdLn
Creque, Bla.	16	953	59.6	5	0			
O'Hara, Eva.	5	301	60.2	1	1			
<b>Total</b>	<b>21</b>	<b>1254</b>	<b>59.7</b>	<b>6</b>	<b>1</b>	<b>279</b>	<b>39.3</b>	<b>25</b>
<b>Opponents</b>	<b>26</b>	<b>1625</b>	<b>62.5</b>	<b>14</b>	<b>0</b>	<b>220</b>	<b>40.6</b>	<b>24</b>

All-Purpose	G	Rush	Rec	PR	KOR	IR	Tot	Avg/G
ALL PURPOSE	G	Rush	Rec	PR	KOR	IR	Tot	Avg/G
Hall, Has.	5	90	0	0	157	0	247	49.4
Smith, Jay.	5	0	224	0	0	0	224	44.8
Burns, Rod.	5	0	0	148	35	34	217	43.4
Cunningham, Mal	3	209	0	0	0	0	209	69.7
Fitzpatrick, De	5	0	168	0	0	0	168	33.6
Smith, Trey	4	105	56	0	0	0	161	40.2
Crum, Mic.	5	0	118	0	0	0	118	23.6
Peete, Dev.	5	0	115	0	0	0	115	23.0
Atwell, TuT.	5	0	109	0	0	0	109	21.8
Dawkins, Set.	4	0	102	0	0	0	102	25.5
Williams, Dae	4	71	-1	0	0	0	70	17.5
Smith, Je.	1	56	8	0	0	0	64	64.0
Wilson, Col.	3	60	0	0	0	0	60	20.0
Averett, Kem.	4	0	46	0	0	0	46	11.5
Avery, C.J.	3	0	0	0	0	25	25	8.3
Jeremy Smith	1	9	11	0	0	0	20	20.0
Riley, Mar.	4	9	9	0	0	0	18	4.5
Sturghill, Cor.	5	0	0	0	14	0	14	2.8
Yeast, Rus.	5	0	0	0	14	0	14	2.8
Hawkins, J.	2	7	4	0	0	0	11	5.5
Becton, Mek.	5	1	0	0	0	0	1	0.2
Smith, Jer.	2	0	-4	0	0	0	-4	-2.0
Pass, Jaw.	5	-6	0	0	0	0	-6	-1.2
Bentley, Col.	5	0	-7	0	0	0	-7	-1.4
TEAM	2	-11	0	0	0	0	-11	-5.5
<b>Total</b>	<b>5</b>	<b>600</b>	<b>958</b>	<b>148</b>	<b>220</b>	<b>59</b>	<b>1985</b>	<b>397.0</b>
<b>Opponents</b>	<b>5</b>	<b>844</b>	<b>1085</b>	<b>139</b>	<b>279</b>	<b>132</b>	<b>2479</b>	<b>495.8</b>



Defensive Statistics		GP	Solo	Ast	Total	TFL/Yds	Sacks	Int-Yds	BrUp	QBH	Rcv-Yds	FF	Blk	Saf
11	Smith, Dee	5	16	16	32	1.5-4	0.5-3	.	1	1	.	.	.	.
98	Peterson, Tab.	5	14	12	26	4.0-17	0.5-4	.	1	.	.	.	.	.
13	Blue, P.J.	5	15	9	24	2.0-3	.	.	.	.	.	.	.	.
30	Pass, Kha.	5	11	9	20	.	.	.	1	.	.	.	.	.
90	Goldwire, Jar.	5	7	11	18	1.0-1	.	.	.	3	.	.	1	.
97	Okeke, Nic.	5	9	8	17	.	.	.	.	.	.	1	.	.
10	Burns, Rod.	5	6	11	17	1.5-4	.	1-34	.	.	.	.	.	.
94	Robinson, G.G.	5	10	6	16	2.0-16	2.0-16	.	.	1	.	.	.	.
21	Iakopo, Lon.	4	9	7	16	.	.	.	.	.	1-0	.	.	.
4A	Smith, TreS.	5	12	4	16	.	.	.	1	.	.	1	.	.
17	Etheridge, Dor.	3	7	9	16	1.5-3	.	.	2	.	1-0	.	.	.
53	Caban, Amo.	5	8	8	16	0.5-1	.	.	.	1	.	.	.	.
3	Sturghill, Cor.	5	11	3	14	.	.	.	2	1	.	.	.	.
9A	Avery, C.J.	3	2	11	13	0.5-1	0.5-1	1-25	.	.	.	.	.	.
8A	Jackson, Jar.	5	6	7	13	2.0-19	2.0-19	.	.	.	.	1	.	.
1	Mbanasor, P.J.	5	8	4	12	.	.	.	2	.	.	.	.	.
5A	Hicks, Rob.	3	5	6	11	0.5-0	0.5-0	.	.	.	.	.	.	.
91	Dorsey, Der.	5	4	5	9	1.0-3	.	.	.	2	.	.	.	.
2A	Jones, Cha.	5	6	2	8	.	.	.	.	.	.	.	.	.
58	D. Dumervil-jea	1	1	5	6	0.5-0	.	.	.	.	.	.	.	.
96	Famurewa, Hen.	4	3	3	6	1.0-2	.	.	.	.	.	.	.	.
24	Thomas, Lam.	5	4	2	6	.	.	.	.	.	.	.	.	.
1C	Character, Mar.	4	2	3	5	.	.	.	.	.	.	.	.	.
41	Boykin, Mic.	5	1	3	4	0.5-0	.	.	.	.	.	.	.	.
22	Abdullah, Y.	4	2	2	4	.	.	.	1	1	.	.	.	.
49	Whitlow, Boo.	3	.	3	3	.	.	.	.	.	.	.	.	.
6	Yeast, Rus.	5	1	2	3	.	.	.	.	.	.	.	.	.
1D	Head, Que.	5	1	2	3	.	.	.	.	.	.	.	.	.
86	Peete, Dev.	5	.	2	2	.	.	.	.	.	.	.	.	.
77	Foy, Lin.	5	2	.	2	.	.	.	.	.	.	.	.	.
66	Bentley, Col.	5	2	.	2	.	.	.	.	.	.	.	.	.
52	Hall, Mit.	5	1	1	2	.	.	.	.	.	.	.	.	.
43	Smith, Dami.	1	1	.	1	.	.	.	.	.	.	.	.	.
40	Roach, Kah.	2	.	1	1	.	.	.	.	.	.	.	.	.
1A	Atwell, TuT.	5	1	.	1	.	.	.	.	.	.	.	.	.
36	O'Hara, Eva.	3	1	.	1	.	.	.	.	.	.	.	.	.
27	Johnson, Ant.	5	1	.	1	1.0-2	.	.	.	.	.	.	.	.
58	Dumervi-Jean,D.	2	.	1	1	.	.	.	.	.	.	.	.	.
12	Smith, Trey	4	1	.	1	.	.	.	.	.	.	.	.	.
1G	Averett, Kem.	4	1	.	1	.	.	.	.	.	.	.	.	.
<b>Total</b>		<b>5</b>	<b>192</b>	<b>178</b>	<b>370</b>	<b>21-76</b>	<b>6-43</b>	<b>2-59</b>	<b>11</b>	<b>10</b>	<b>2-0</b>	<b>3</b>	<b>1</b>	<b>.</b>
<b>Opponents</b>		<b>5</b>	<b>176</b>	<b>148</b>	<b>324</b>	<b>37.0-133</b>	<b>15-84</b>	<b>8-132</b>	<b>13</b>	<b>12</b>	<b>3-14</b>	<b>8</b>	<b>.</b>	<b>.</b>

## Game Experience

Player	'18	'17	'16	'15	'14	Tot	Player	'18	'17	'16	'15	'14	Tot	Player	'18	'17	'16	'15	'14	Tot
Yasir Abdullah	3	-	-	-	-	3	Jared Goldwire	4	-	-	-	-	4	Devante Peete	4	-	13	-	-	17
TuTu Atwell	4	-	-	-	-	4	Jon Greenard	1	13	12	-	-	26	Tabarius Peterson	4	13	-	-	-	17
Kemari Averett	3	10	-	-	-	13	Hassan Hall	4	-	-	-	-	4	Telly Plummer	3	-	-	-	-	3
C.J. Avery	3	13	-	-	-	16	Mitch Hall	4	13	-	-	-	17	Corey Reed	1	12	-	-	-	13
Mekhi Becton	4	12	-	-	-	16	Jatavious Harris	2	-	-	-	-	2	Marcus Riley	3	-	-	-	-	3
Robbie Bell	0	13	-	-	-	13	Javian Hawkins	2	-	-	-	-	2	G.G. Robinson	4	13	10	-	-	27
Cole Bentley	4	7	-	-	-	14	Tyler Haycraft	4	10	6	-	-	20	Nathan Scheler	3	6	7	-	-	16
P.J. Blue	4	-	-	-	-	4	Quen Head	3	-	-	-	-	3	Damien Smith	1	10	8	-	-	19
Adonis Boone	2	-	-	-	-	2	Robert Hicks	3	-	-	-	-	3	Dee Smith	3	12	12	6	-	33
Michael Boykin	4	-	-	-	-	4	London Iakopo	3	12	4	-	-	19	Jaylen Smith	4	10	13	13	-	40
Maurice Burkley	2	-	-	-	-	2	Jarrett Jackson	4	-	-	-	-	4	Jeremy Smith	3	1	13	11	-	28
Rodjay Burns	4	-	-	-	-	4	Anthony Johnson	4	-	-	-	-	4	TreSean Smith	4	13	-	-	-	17
Amonte Caban	4	10	13	-	-	27	Austin Johnson	0	2	-	-	-	2	Trey Smith	3	11	7	-	-	21
Caleb Chandler	1	2	-	-	-	3	Josh Johnson	0	10	-	-	-	10	Emonee Spence	0	3	-	7	-	10
Marlon Character	3	-	-	-	-	3	Chandler Jones	4	-	-	-	-	4	Malik Staples	0	7	13	-	-	20
Malik Clark	1	-	-	-	-	1	Mason King	4	13	13	-	-	30	Cornelius Sturghill	4	4	-	7	-	15
Blanton Creque	4	13	12	-	-	29	Tobias Little	0	9	-	-	-	9	Taylor-Yamonoha	1	1	-	-	-	2
Micky Crum	4	8	8	12	-	32	Vince Lococo	0	1	-	-	-	1	Kenny Thomas	3	13	12	7	-	35
Malik Cunningham	3	-	-	-	-	3	Brendan Lowery	0	1	-	-	-	1	Lamarques Thomas	3	13	2	-	-	18
Jordan Davis	3	11	-	-	-	14	Justin Marshall	2	-	-	-	-	2	Caleb Tillman	0	3	-	-	-	3
Seth Dawkins	4	12	12	-	-	28	Max Martin	0	2	-	-	-	2	Jordan Travis	1	-	-	-	-	1
Derek Dorsey	4	11	-	-	-	15	P.J. Mbanasor	4	0	0	10	-	14	Trenell Troutman	2	-	-	-	-	2
Jack Duane	0	2	-	-	-	2	Gary McCrae	2	8	2	-	-	12	Keion Wakefield	2	-	-	-	-	2
Dejmi Dumervil-Jean	4	-	-	-	-	4	Lukayus McNeil	4	13	13	12	-	42	Boosie Whitlow	3	-	-	-	-	3
Dorian Etheridge	2	13	-	-	-	15	Evan O'Hara	3	2	6	-	-	11	Dae Williams	4	6	-	-	-	10
Henry Famurewa	3	13	9	-	1	26	Nick Okeke	3	-	-	-	-	3	Colin Wilson	3	3	-	-	-	6
Dez Fitzpatrick	4	13	-	-	-	17	Jawon Pass	4	6	-	-	-	10	Russ Yeast	4	12	-	-	-	16
Anthony Floyd	0	2	-	-	-	2	Khane Pass	4	13	12	-	-	29							
Linwood Foy	4	5	4	-	-	13														

## Passing

#4 Pass, J.	Att	Comp	Int	Pct	Yards	TD	Long	Sack	Yds	Effic
Alabama	39	20	2	51.3	252	2	47	3	12	112.2
Indiana St.	14	8	1	57.1	89	0	25	2	5	96.3
W. Kentucky	3	0	1	0.0	0	0	0	1	6	-66.7
Virginia	19	10	1	52.6	113	0	18	2	18	92.06
Florida State	24	45	2	53.3	306	2	42	4	36	116.23
<b>TOTALS</b>	<b>120</b>	<b>62</b>	<b>7</b>	<b>51.7</b>	<b>760</b>	<b>2</b>	<b>53</b>	<b>12</b>	<b>73</b>	<b>104.20</b>

#3 Cunningham, M.	Att	Comp	Int	Pct	Yards	TD	Long	Sack	Yds	Effic
Indiana St.	7	6	0	85.7	75	1	34	1	9	222.9
W. Kentucky	18	10	0	55.6	88	0	31	0	0	96.6
Virginia	9	6	1	66.7	35	0	11	2	2	77.1
<b>TOTALS</b>	<b>34</b>	<b>22</b>	<b>1</b>	<b>64.7</b>	<b>198</b>	<b>1</b>	<b>34</b>	<b>3</b>	<b>11</b>	<b>117.4</b>

#6 Travis, J.	Att	Comp	Int	Pct	Yards	TD	Long	Sack	Yds	Effic
Indiana St.	1	0	0	0.0	0	0	0	0	0	0.0
<b>TOTALS</b>	<b>1</b>	<b>0</b>	<b>0</b>	<b>0.0</b>	<b>0</b>	<b>0</b>	<b>0</b>	<b>0</b>	<b>0</b>	<b>0.0</b>

Rushing	No-Yds/TD	UA	ISU	WKU	VA	FSU	GT	BC	WF	CLE	SYR	NCST	UK
Cunningham, Mal	43-209/1	DNP	12-54/1	21-129/0	10-26/0	0-0/0							
Smith, Trey	24-105/0	4-11/0	-	DNP	6-24/0	14-70/0							
Hall, Has.	18-90/0	2-4/0	4-19/0	1-10/0	-	11-57/0							
Williams, Dae	22-71/2	9-6/0	1-1/0	9-58/2	3-6/0	DNP							
Smith, Jer.	15-63/0	DNP	6-56/0	2--2/0	7-9/0	2-3/0							
Wilson, Col.	11-60/0	2-6/0	7-52/0	2-2/0	DNP	DNP							
Riley, Mar.	1-9/0	DNP	-	1-9/0	-	0-0/0							
Pass, Jaw.	29-(-6)/0	8-0/0	5-9/0	2--2/0	3-1/0	11-(-14)/0							
Hawkins, J.	1-7/0	DNP	1-7/0	DNP	-	DNP							
Becton, Mek.	1-1/1	-	1-1/1	-	-								
Travis, Jor.	1-0/0	DNP	1-0/0	DNP	DNP	DNP							

Receiving	No-Yds/TD	UA	ISU	WKU	VA	FSU	GT	BC	WF	CLE	SYR	NCST	UK
Fitzpatrick, De	14-168/1	3-40/0	-	2-21/0	5-62/0	4-45/1							
Smith, Jay.	13-224/1	1-22/0	2-38/1	3-38/0	2-26/0	5-100/0							
Crum, Mic.	13-118/1	3-24/0	2-47/0	-	-	8-47/1							
Peete, Dev.	9-115/0	1-15/0	3-32/0	2-17/0	1-11/0	2-40/0							
Dawkins, Set.	7-102/0	3-68/0	2-12/0	1-16/0	1-6/0	DNP							
Atwell, TuT.	6-109/0	1-30/0	2-17/0	-	1-9/0	2-53/0							
Averett, Kem.	6-46/2	4-30/2	DNP	-	-	2-16/0							
Smith, Trey	5-56/0	2-31/0	-	DNP	3-25/0	0-0/0							
Riley, Mar.	3-9/0	DNP	1-6/0	-	1--2/0	1-5/0							
Smith, Jer.	4-15/0	DNP	1-8/0	1--4/0	2-11/0	0-0/0							
Hawkins, J.	1-4/0	DNP	1-4/0	DNP	-	DNP							
Williams, Dae	2--1/0	1--1/0	-	1-0/0	-	DNO							

Tackles	UA-A	TOT	UA	ISU	WKU	VA	FSU	GT	BC	WF	CLE	SYR	NCST	UK
Smith, Dee	16-16	32	2-4	1-3	5-2	2-6	6-1							
Peterson, Tab. DL	14-12	26	1-2	5-3	6-3	1-2	1-2							
Blue, P.J. LB	15-9	24	2-2	3-1	0-2	5-1	5-3							
Pass, Kha.	11-9	20	3-1	1-3	3-4	1-0	3-1							
Goldwire, Jar. DL	7-11	18	0-2	1-1	2-3	2-3	2-2							
Okeke, Nic. LB	9-8	17	1-0	3-2	1-1	3-5	1-0							
Burns, Rod.	6-11	17	2-3	1-4	2-0	1-3	0-1							
Iakopo, Lon.	9-7	16	2-4	1-0	5-3	DNP	1-0							
Etheridge, Dor. LB	7-9	16	0-4	2-2	DNP	DNP	5-3							
Robinson, G.G. DL	10-6	16	3-1	4-1	1-1	2-1	0-2							
Smith, TreS.	12-4	16	2-0	2-1	3-3	3-0	2-0							
Caban, Amo. LB	8-8	16	1-2	2-3	1-1	4-1	0-1							
Sturghill, Cor. CB	11-3	14	3-0	2-0	3-2	3-1	-							
Avery, C.J.	2-11	13	0-5	1-3	1-3	DNP	DNP							
Jackson, Jar.	6-7	13	1-4	1-3	3-0	-	1-0							
Mbanasor, P.J.	8-4	12	6-3	0-1	2-0	-	-							
Hicks, Rob.	5-6	11	-	-	5-6	DNP	DNP							
Dorsey, Der. DL	4-5	9	1-1	2-3	1-1	-	-							
Jones, Cha.	6-2	8	1-0	1-0	2-2	2-0	-							
Famurewa, Hen. DL	3-3	6	1-2	1-0	DNP	-	1-1							
Thomas, Lam. DB	4-2	6	1-0	-	1-1	2-0	0-1							
D. Dumervil-jea	1-5	6	DNP	DNP	DNP	1-5	DNP							
Character, Mar.	2-3	5	DNP	0-2	2-1	-	-							
Abdullah, Y. LB	2-2	4	DNP	0-1	0-1	2-0	-							
Boykin, Mic. DL	1-3	4	-	-	0-1	-	1-2							
Yeast, Rus. CB	1-2	3	0-1	-	-	1-1	-							
Head, Que.	1-2	3	-	-	1-0	0-1	0-1							
Whitlow, Boo. DL	0-3	3	0-1	0-2	-	DNP	DNP							
Peete, Dev.	0-2	2	-	-	0-1	0-1	-							
Hall, Mit.	1-1	2	1-0	-	-	-	0-1							
Foy, Lin.	2-0	2	-	1-0	-	1-0	-							
Bentley, Col.	2-0	2	1-0	-	-	1-0	-							
Smith, Dami. LB	1-0	1	DNP	DNP	DNP	1-0	DNP							
Roach, Kah.	0-1	1	DNP	DNP	DNP	0-1	-							
O'Hara, Eva.	1-0	1	-	1-0	DNP	-	DNP							
Dumervi-Jean, D.	0-1	1	DNP	0-1	-	DNP	DNP							
Atwell, TuT.	1-0	1	-	-	-	-	1-0							
Johnson, Ant. CB	1-0	1	-	-	-	-	1-0							
Averett, Kem.	1-0	1	-	DNP	-	-	1-0							
Smith, Trey	1-0	1	-	-	DNP	1-0	-							

Sacks	UA-A	TOT	UA	ISU	WKU	VA	FSU	GT	BC	WF	CLE	SYR	NCST	UK
Robinson, G.G. DL	2-0	2.0	1.0-6	-	1.0-10	-	-							
Jackson, Jar.	2-0	2.0	-	1.0-10	1.0-9	-	-							
Hicks, Rob.	0-1	0.5	-	-	0.5-0	DNP	DNP							
Avery, C.J.	0-1	0.5	-	-	0.5-1	DNP	DNP							
Smith, Dee	0-1	0.5	-	-	-	0.5-3	-							
Peterson, Tab. DL	0-1	0.5	-	-	-	0.5-4	-							

Tackles For Loss	UA-A	TOT	UA	ISU	WKU	VA	FSU	GT	BC	WF	CLE	SYR	NCST	UK
Peterson, Tab. DL	3-2	4.0	-	1.0-1	1.0-4	1.0-5	1.0-7							
Robinson, G.G. DL	2-0	2.0	1.0-6	-	1.0-10	-	-							
Jackson, Jar.	2-0	2.0	-	1.0-10	1.0-9	-	-							
Blue, P.J. LB	2-0	2.0	-	-	-	1.0-2	1.0-1							
Smith, Dee	0-3	1.5	0.5-1	-	-	1.0-3	-							
Burns, Rod.	1-1	1.5	-	1.5-4	-	-	-							
Etheridge, Dor. LB	1-1	1.5	-	0.5-2	DNP	DNP	1.0-1							
Dorsey, Der. DL	0-2	1.0	-	1.0-3	-	-	-							
Goldwire, Jar. DL	1-0	1.0	-	-	-	-	1.0-1							
Johnson, Ant. CB	1-0	1.0	-	-	-	-	1.0-2							
Famurewa, Hen. DL	0-2	1.0	0.5-1	-	DNP	-	0.5-1							
Hicks, Rob.	0-1	0.5	-	-	0.5-0	DNP	DNP							
Avery, C.J.	0-1	0.5	-	-	0.5-1	DNP	DNP							
Boykin, Mic. DL	0-1	0.5	-	-	-	-	0.5-0							

PUNT RETURNS	No-Yds	UA	ISU	WKU	VA	FSU
Burns, Rod.	9-148	-	3-86	1-36	2-13	3-13
KICK RETURNS	No-Yds	UA	ISU	WKU	VA	FSU
Hall, Has.	6-157	1-61	-	1-19	2-30	2-47
Burns, Rod.	3-35	3-35	-	-	-	-
Sturghill, Cor.	1-14	1-14	-	-	-	-
Yeast, Rus.	1-14	-	1-14	-	-	-
INT. RETURNS	No-Yds	UA	ISU	WKU	VA	FSU
Avery, C.J.	1-25	-	-	1-25	DNP	DNP
Burns, Rod.	1-34	-	-	-	1-34	-

## Louisville Inside Opponent Red-Zone

Date	Opponent	Time Score	Times In RZ	Total Scored	Pts	Rush TDs	Pass TDs	TDs	FGs Made	Failed to score inside RZ	FGA	Downs	Int	Fumb	Half	Game
Sep 01	vs ALABAMA	L, 14-51	3	2	14	2	0	2	0	0	0	1	0	0	0	0
Sep 08	INDIANA ST	W, 31-7	2	2	14	2	2	0	0	0	0	0	0	0	0	0
Sep 15	W. KENTUCKY	W, 20-17	4	4	20	2	2	0	2	0	0	0	0	0	0	0
*Sep 22	at VIRGINIA	L, 3-27	1	1	3	0	0	0	1	0	0	0	0	0	0	0
*Sep. 29	FLORIDA STATE	L, 24-28	4	3	21	3	1	2	0	0	0	0	0	1	0	0
Totals			14	12	71	9	5	4	3	0	1	0	1	0	0	0
12 of 14 (85.7%)																

## Opponents Inside Louisville Red-Zone

Date	Opponent	Time Score	Times In RZ	Total Scored	Pts	Rush TDs	Pass TDs	TDs	FGs Made	Failed to score inside RZ	FGA	Downs	Int	Fumb	Half	Game
Sep 01	vs ALABAMA	L, 14-51	5	4	27	4	3	1	0	1	0	0	0	0	0	0
Sep 08	INDIANA ST	W, 31-7	1	1	7	1	1	0	0	0	0	0	0	0	0	0
Sep 15	W. KENTUCKY	W, 20-17	4	3	17	2	1	1	1	1	0	0	0	0	0	0
*Sep 22	at VIRGINIA	L, 3-27	6	4	20	2	1	1	2	1	0	0	0	0	1	0
*Sep. 29	FLORIDA STATE	L, 24-28	1	1	7	1	0	1	0	0	0	0	0	0	0	0
Totals			17	13	78	10	6	4	3	3	0	0	0	0	1	0
13 of 17 (76.5%)																



## Offensive Starters

Opponent	LT	LG	C	RG	RT	WR/TE	WR/TE	WR	WR/RB	RB	QB
Alabama	Foy	Thomas	Bentley	McNeil	Becton	Crum	Jay. Smith	Dawkins	Fitzpatrick	Trey Smith	Pass
Indiana State	Foy	Bentley	Scheler	McNeil	Becton	Peete	Jay. Smith	Atwell	Fitzpatrick	Wilson	Pass
W. Kentucky	Becton	Foy	Scheler	Bentley	McNeil	Averett	Crum	Peete	Fitzpatrick	Wilson	Pass
Virginia	Becton	Foy	Scheler	Bentley	McNeil	Averett	Crum	Peete	Jay. Smith	Williams	Cunningham
Florida St.	Becton	Foy	Scheler	Bentley	McNeil	Atwell	Crum	Peete	Jay. Smith	Hall	Pass
Ga. Tech											
Boston College											
Wake Forest											
Clemson											
Syracuse											
NC State											
Kentucky											

## Defensive Starters

Opponent	LE	DT	DT	DT/DE	DE/LB	LB	S	CB	CB	S	CB
Alabama	Greenard	Boykin	Goldwire	Robinson	Caban	Etheridge	D. Smith	Sturghill	Mbanasor	Pass	Avery
Indiana State	Peterson	Famurewa	Robinson	Dorsey	Avery	Etheridge	D. Smith	Sturghill	Burns	Pass	C. Jones
W. Kentucky	Peterson	Goldwire	Robinson	Dorsey	Avery	Hicks	D. Smith	Sturghill	Burns	Pass	Mbanasor
Virginia	Peterson	Goldwire	Robinson	Dorsey	Blue	Okeke	T. Smith	Sturghill	Burns	Pass	C. Jones
Florida St.	Peterson	Goldwire	Robinson	Dumervil-Jean	Blue	Okeke	D. Smith	Sturghill	Burns	Pass	
Ga. Tech											
Boston College											
Wake Forest											
Clemson											
Syracuse											
NC State											
Kentucky											

## Starting Experience

Player	'15	'16	'17	'18	Tot	Player	'15	'16	'17	'18	Tot	Player	'15	'16	'17	'18	Tot
Lukayus McNeil	9	12	13	5	39	Cornelius Sturghill	0	0	0	5	5	Chandler Jones	-	-	-	2	2
Jaylen Smith	10	5	10	3	28	Henry Famurewa	-	-	3	1	4	Colin Wilson	-	-	-	2	2
Kenny Thomas	4	1	13	1	19	Linwood Foy	-	0	0	4	4	TuTu Atwell	-	-	-	2	2
Dorian Etheridge	-	-	13	3	16	P.J. Mbanasor	2	0	0	2	4	P.J. Blue	-	-	-	2	2
Mekhi Becton	-	-	10	5	15	C.J. Avery	-	-	1	3	4	Nick Okeke	-	-	-	2	2
Micky Crum	6	1	3	4	14	Kemari Averett	-	-	2	2	4	Michael Boykin	-	-	-	1	1
Seth Dawkins	-	2	10	1	13	TreSean Smith	-	-	3	1	4	Amonte Caban	-	0	0	1	1
Robbie Bell	-	-	13	0	13	Jared Goldwire	-	-	-	4	4	Malik Cunningham	-	-	-	1	1
Dee Smith	0	4	5	4	13	Jawon Pass	-	-	0	4	4	Robert Hicks	-	-	-	1	1
Dez Fitzpatrick	-	-	7	3	10	Devante Peete	-	-	-	4	4	London Iakopo	-	-	1	0	1
Khane Pass	-	1	5	5	11	Tabarius Peterson	-	-	-	4	4	Trey Smith	-	0	0	1	1
G.G. Robinson	-	-	6	5	11	Nate Scheler	-	-	-	4	4	Dae Williams	-	-	0	1	1
Russ Yeast	-	-	7	0	7	Rodjay Burns	-	-	-	4	4	Hassan Hall	-	-	-	1	1
Jon Greenard	-	1	5	1	7	Derek Dorsey	-	-	-	3	3	Demji Dumervil-Jean	-	-	-	1	1
Cole Bentley	-	-	3	5	8	Jordan Davis	-	-	3	0	3						

## Game by-Game Statistics

Opponent	Score	First Downs				Rushing Number-Yards	Passing Comp-Att-Int	Passing Yards	Total Offense Plays-Yards	Return Yards	TO
		Total	Rush	Pass	Pen						
Alabama	14-51	19/21	1/8	13/12	5/1	26-16/42-222	20-39-2/17-26-0	252/297	65-268/68-519	110/227	2/1
Indiana State	31-7	19/12	12/8	6/2	1/2	38-199/50-174	14-22-1/3-12-0	164/37	60-363/62-211	100/83	2/0
Western Kentucky	20-17	17/26	11/11	4/14	2/1	38-204/43-168	10-21-1/25-38-1	88/260	59-292/81-428	80/111	1/1
Virginia	3-27	14/20	3/9	11/10	0/1	29-66/39-204	16-28-2/17-26-1	148/197	57-214/65-401	77/87	3/1
Florida State	24-28	24/16	11/5	11/10	2/1	38-115/31-76	24-45-2/16-27-0	306/294	83-421/58-370	60/56	3/1
<b>Totals</b>	<b>92-130</b>	<b>93/95</b>	<b>38/41</b>	<b>45/48</b>	<b>10/6</b>	<b>169-600/205-844</b>	<b>84-155-8/78-129-2</b>	<b>958/1085</b>	<b>324-1558/334-1929</b>	<b>427/564</b>	<b>11/4</b>

Opponent	3rd Down Conv.	4th Down Conv.	TOP Possession	TOP Margin	Avg Yds/Rush	Avg Yds/Pass	Avg Yds/Play	Punting Number-Avg	Penalties Number-Yards	Sacks By
Alabama	4-14/10-15	0-1/0-0	28:51/31:09	-2:18	0.6/5.3	6.5/11.4	4.1/7.6	8-43.2/3-36.3	11-93/10-111	1/3
Indiana State	5-12/4-17	0-0/1-1	28:50/29:38	-0:48	5.2/3.5	7.5/3.1	6.1/3.4	6-46.5/11-36.7	7-75/6-45	1/3
Western Kentucky	2-11/9-17	1-2/0-1	24:36/35:24	-10:48	5.4/3.9	4.2/6.8	4.9/5.3	5-40.6/4-38.2	5-40/8-69	3/1
Virginia	3-11/9-16	1-3/0-0	26:05/33:55	-7:50	2.3/5.2	5.3/7.6	3.8/6.2	4-44.0/2-39.0	6-52/3-29	1/4
Florida State	10-19/3-13	0-1/2-3	35:38/24:22	11:16	3.0/2.5	6.8/10.9	5.1/6.4	7-39.9/7-43.4	8-75/7-55	0/4
<b>Totals</b>	<b>24-67/35-78</b>	<b>2-7/3-5</b>	<b>144:00/154:28</b>	<b>-10:28</b>	<b>3.6/4.1</b>	<b>6.2/8.4</b>	<b>4.8/5.8</b>	<b>30-42.8/27-38.8</b>	<b>335/309</b>	<b>6/15</b>

## Turnovers/Opening Drives

## Louisville Giveaway/Takeaway

Game	Fum	Int	Tot	Fum	Int	Tot	Dif.
Alabama	0	2	2	1	0	1	-1
Indiana State	1	1	2	0	0	0	-2
W. Kentucky	0	1	1	0	1	1	0
Virginia	1	2	3	0	1	1	-2
Florida State	1	2	3	1	0	1	-2

## Fumbles

Name	Fumbles-Lost
Jawon Pass	5-1
Micky Crum	1-1
Hassan Hall	2-1
Colin Wilson	1-0

## Cards On Opening Drives

Game	1st Half	Second Half
Alabama	Punt	Punt
Indiana State	Punt	Punt
W. Kentucky	Punt	Field Goal
Virginia	Punt	Field Goal
Florida State	Punt	Punt

## Cards On Opening Defense Drives

Game	1st Half	Second Half
Alabama	Touchdown	Touchdown
Indiana State	Punt	Punt
W. Kentucky	Interception	Punt
Virginia	Missed FG	Interception
Florida State	Punt	Punt

## Cards On Coin Flips

Game	Flip	Result
Alabama	Lost (D)	L, 14-51
Louisville	Won (O)	W, 31-7
W. Kentucky	Won (O)	W, 20-17
Virginia	Won (O)	L, 3-27
Florida State	Loss (O)	L, 24-28

**Louisville Individual Game Highs**

Rushes	21	Malik Cunningham vs. W. Kentucky
Yards Rushing	129	Malik Cunningham vs. W. Kentucky
TD Rushes	2	Dae Williams vs. W. Kentucky
Long Rush	26	Colin Wilson vs. Indiana State
Pass attempts	45	Jawon Pass vs. Florida State
Pass completions	24	Jawon Pass vs. Florida State
Yards Passing	306	Jawon Pass vs. Florida State
TD Passes	2	Jawon Pass (2x, Mr: Florida State)
Long Pass	53	Jawon Pass vs. Florida State
Receptions	8	Micky Crum vs. Florida State
Yards Receiving	100	Jaylen Smith vs. Florida State
TD Receptions	2	Kemari Averett vs. Alabama
Long Reception	53	TuTu Atwell vs. Florida State
Field Goals	2	Blanton Creque vs. W. Kentucky
Long Field Goal	43	Blanton Creque vs. Indiana State
Punts	8	Mason King vs. Alabama
Punting Avg	46.5	Mason King vs. Indiana State
Long Punt	64	Mason King vs. Indiana State
Punts inside 20	3	Mason King (2x, Mr: Florida State)
Long Punt Return	55	Rodjay Burns vs. Indiana State
Long Kickoff Return	61	Hassan Hall vs. Alabama
Tackles	11	Robert Hicks vs. W. Kentucky
Sacks	1.0 (4x)	MR: G.G. Robinson vs. W. Kentucky
Tackles For Loss	1.5	Rodjay Burns vs. Indiana State
Interceptions	1 (2x)	MR: Rodjay Burns at Virginia

**Louisville Team Highs**

Rushes	38 (3x)	MR: vs. Florida State
Yards Rushing	204	vs. W. Kentucky
Yards Per Rush	5.4	vs. W. Kentucky
TD Rushes	2 (2x)	MR: vs. W. Kentucky
Pass attempts	45	vs. Florida State
Pass completions	24	vs. Florida State
Yards Passing	306	vs. Florida State
Yards Per Pass	7.5	vs. Indiana State
TD Passes	2 (2x)	MR: vs. Florida State
Total Plays	83	vs. Florida State
Total Offense	421	vs. Florida State
Yards Per Play	6.1	vs. Indiana State
Points	31	vs. Indiana State
Sacks By	3	vs. W. Kentucky
First Downs	24	vs. Florida State
Penalties	11	vs. Alabama
Penalty Yards	93	vs. Alabama
Turnovers	3 (2x)	MR: vs. Florida State
Interceptions By	1 (2x)	MR: at Virginia
Punts	8	vs. Alabama
Punting Avg	46.5	vs. Indiana State
Long Punt	64	vs. Indiana State
Punts inside 20	3 (2x)	MR: vs. Florida State
Long Punt Return	55	vs. Indiana State

**Opponent Individual Game Highs**

Rushes	20 (2x)	Jordan Ellis, Virginia
Yards Rushing	102	Ja'Quan Keys, Indiana State
TD Rushes	1 (6x)	Bryce Perkins, Virginia
Long Rush	36	Bryce Perkins, Virginia
Pass attempts	33	Davis Shanley, W. Kentucky
Pass completions	22	Davis Shanley, W. Kentucky
Yards Passing	294	Deondre Francois, Florida State
TD Passes	4	Deondre Francois, Florida State
Long Pass	58	Deondre Francois, Florida State
Receptions	6	Nyqwan Murray, Florida State
Yards Receiving	114	Nyqwan Murray, Florida State
TD Receptions	2	Nyqwan Murray, Florida State
Long Reception	58	Nyqwan Murray, Florida State
Field Goals	2	Hunter Pearson, Virginia
Long Field Goal	39	Austin Jones, Alabama
Punts	8	Travis Reiner, Indiana State
Punting Avg	43.4	Logan Tyler, Florida State
Long Punt	61	Logan Tyler, Florida State
Punts inside 20	3	Travis Reiner, Indiana State
Long Punt Return	31	Jaylen Waddle, Alabama
Long Kickoff Return	77	Josh Jacobs, Alabama
Tackles	11	Jonas Griffith, Indiana State
Sacks	2	Dontavious Jackson, Florida State
Tackles For Loss	3.5	Quinnen Williams, Alabama
Interceptions	1 (8x)	MR: A. Westbrook

**Opponent Team Highs**

Rushes	50	vs. Indiana State
Yards Rushing	222	vs. Alabama
Yards Per Rush	5.3	vs. Alabama
TD Rushes	3	vs. Alabama
Pass attempts	38	vs. W. Kentucky
Pass completions	25	vs. W. Kentucky
Yards Passing	297	vs. Alabama
Yards Per Pass	11.4	vs. Alabama
TD Passes	4	vs. Florida State
Total Plays	81	vs. W. Kentucky
Total Offense	519	vs. Alabama
Yards Per Play	7.6	vs. Alabama
Points	51	vs. Alabama
Sacks By	4 (2x)	vs. Florida State
First Downs	26	vs. W. Kentucky
Penalties	10	vs. Alabama
Penalty Yards	111	vs. Alabama
Turnovers	1 (3x)	MR: at Virginia
Interceptions By	2 (2x)	MR: at Virginia
Punts	11	vs. Indiana State
Punting Avg	43.4	vs. Florida State
Long Punt	61	vs. Florida State
Punts inside 20	4	vs. Indiana State
Long Punt Return	31	vs. Alabama

**Alabama**

#	Qtr	Clock	Spot	Plays	Yds	TOP	Result
1.	1	11:55	25	4	20	1:45	Punt
2.	1	7:04	17	3	(1)	1:00	Punt
3.	1	4:04	25	8	49	4:48	INT
4.	2	11:24	14	6	31	3:19	Punt
5.	2	6:18	20	4	20	1:33	Punt
6.	2	2:02	15	3	(6)	1:35	Punt
7.	2	0:03	25	1	(2)	0:03	Half
8.	3	15:00	25	6	10	3:50	Punt
9.	3	10:03	25	10	75	3:36	TD
10.	3	6:16	24	3	(4)	2:15	Punt
11.	3	0:45	6	6	26	1:11	Punt
12.	4	7:44	20	1	0	0:13	INT
13.	4	7:31	+37	5	32	1:53	Downs
14.	4	3:39	48	5	52	1:44	TD

**Indiana State**

#	Qtr	Clock	Spot	Plays	Yds	TOP	Result
1.	1	15:00	25	3	4	0:53	Punt
2.	1	12:04	+0	0	0	0:00	TD
3.	1	8:52	2	6	30	3:00	INT
4.	1	3:51	16	5	15	2:26	Punt
5.	2	13:32	10	5	17	2:33	Punt
6.	2	9:02	20	5	71	2:01	Fumble
7.	2	4:19	22	3	(1)	2:00	Punt
8.	3	13:24	28	3	2	1:48	Punt
9.	3	8:59	17	11	83	5:30	TD
10.	3	1:37	+23	4	23	1:40	TD
11.	4	11:17	42	5	32	1:34	FG
12.	4	8:42	44	4	56	1:42	TD
13.	4	5:15	19	7	36	3:43	Punt

**Western Kentucky**

#	Qtr	Clock	Spot	Plays	Yds	TOP	Result
1.	1	15:00	25	3	7	1:22	Punt
2.	1	10:34	+44	3	(3)	1:31	Punt
3.	1	7:26	+25	1	0	0:06	INT
4.	1	0:07	25	4	7	1:42	Downs
5.	2	12:40	19	8	27	3:52	Punt
6.	2	7:49	47	4	0	1:39	Punt
7.	2	2:59	13	12	81	2:46	FG
8.	3	12:32	33	8	61	3:25	FG
9.	3	2:35	+31	7	31	3:12	TD
10.	4	8:14	25	8	75	3:13	TD
11.	4	2:04	45	3	(2)	1:48	Punt
12.	4	0:00	34	0	0	0:00	Game

**Virginia**

#	Qtr	Clock	Spot	Plays	Yds	TOP	Result
1.	1	15:00	25	3	6	1:18	Punt
2.	1	10:36	20	9	34	6:01	Punt
3.	1	1:07	38	5	8	1:55	INT
4.	2	10:46	25	10	38	5:02	Downs
5.	2	2:23	37	3	2	1:28	Punt
6.	3	11:44	+3	4	0	1:59	FG
7.	3	5:47	25	8	37	3:32	INT
8.	4	13:08	25	4	0	1:54	Punt
9.	4	8:52	22	2	3	0:12	Fumble
10.	4	6:14	1	10	54	2:44	Downs

**Florida State**

#	Qtr	Clock	Spot	Plays	Yds	TOP	Result
1.	1	15:00	22	11	32	5:27	Punt
2.	1	8:08	+36	4	36	2:00	TD
3.	1	3:47	27	8	73	3:52	TD
4.	2	13:13	29	4	7	2:04	Punt
5.	2	9:15	20	3	0	0:27	Punt
6.	2	8:48	+42	2	24	0:47	Fumble
7.	2	5:14	46	3	6	0:55	Punt
8.	2	2:38	30	11	70	2:28	TD
9.	3	13:00	32	6	30	2:28	Punt
10.	3	8:35	15	10	23	5:47	Punt
11.	3	2:39	25	7	51	2:18	FG
12.	4	9:55	25	3	18	2:26	Punt
13.	4	5:58	29	8	50	4:02	INT
14.	4	1:13	25	4	1	0:37	INT



**25-Yard Plus Plays**

Yds	Player(s)	Type	Opp
61	KR	Hall, Has.	Alabama
*55	PR	Burns, Rod.	INDIANA ST
53	Pass	Atwell, TuT. from Pass, Jaw.	FLORIDA ST.
47	Pass	Dawkins, Set. from Pass, Jaw.	Alabama
42	Pass	Smith, Jay. from Pass, Jaw.	FLORIDA ST.
36	PR	Burns, Rod.	W. KENTUCKY
34	INT	Burns, Rod.	Virginia
*34	Pass	Smith, Jay. from Cunningham, Mal	INDIANA ST
31	Pass	Smith, Jay. from Cunningham, Mal	W. KENTUCKY
30	KR	Hall, Has.	Virginia
30	Pass	Atwell, TuT. from Pass, Jaw.	Alabama
27	Pass	Peete, Dev. from Pass, Jaw.	FLORIDA ST.
27	KR	Hall, Has.	FLORIDA ST.
27	PR	Burns, Rod.	INDIANA ST
27	Pass	Smith, Trey from Pass, Jaw.	Alabama
26	Rush	Wilson, Col.	INDIANA ST
25	INT	Avery, C.J.	W. KENTUCKY
25	Pass	Crum, Mic. from Pass, Jaw.	INDIANA ST
24	Pass	Smith, Jay. from Pass, Jaw.	FLORIDA ST.
24	KR	Burns, Rod.	Alabama
23	Pass	Fitzpatrick, De from Pass, Jaw.	FLORIDA ST.
22	Pass	Smith, Jay. from Pass, Jaw.	Alabama
21	Rush	Williams, Dae	W. KENTUCKY
21	Pass	Smith, Jay. from Pass, Jaw.	FLORIDA ST.
21	Rush	Smith, Je.	INDIANA ST
20	KR	Hall, Has.	FLORIDA ST.

\* touchdown scored on play

**Long Plays By The Yards**

	No.	TD
100+	0	0
90-99	0	0
80-89	0	0
70-79	0	0
60-69	1	0
50-59	2	1
40-49	2	0
30-39	6	1
20-29	15	0

**Long Plays By The Type**

	No.	TD
Rushing	3	0
Passing	13	1
Punt returns	3	1
Kick returns	5	0
Interceptions	2	0
Fumble returns	0	0
Other	0	0
<b>TOTAL</b>	<b>26</b>	<b>2</b>

**25-Yard Plus By Player**

Player	No.	TD	R	P	KR	PR	IR	FR
Smith, Jay.	6	1	0	6	0	0	0	0
Burns, Rod.	5	1	0	0	1	3	1	0
Hall, Has.	4	0	0	0	4	0	0	0
Atwell, TuT.	2	0	0	2	0	0	0	0
Avery, C.J.	1	0	0	0	0	0	1	0
Crum, Mic.	1	0	0	1	0	0	0	0
Fitzpatrick, De	1	0	0	1	0	0	0	0
Williams, Dae	1	0	1	0	0	0	0	0
Smith, Je.	1	0	1	0	0	0	0	0
Wilson, Col.	1	0	1	0	0	0	0	0
Peete, Dev.	1	0	0	1	0	0	0	0
Dawkins, Set.	1	0	0	1	0	0	0	0
Smith, Trey	1	0	0	1	0	0	0	0
<b>TOTAL</b>	<b>26</b>	<b>2</b>	<b>3</b>	<b>13</b>	<b>5</b>	<b>3</b>	<b>2</b>	<b>0</b>

**Longest Plays Of The Year****Rushing**

26 Colin Wilson vs. Indiana State (9/8/2018)

**Rushing Touchdown**

14 Jawon Pass vs. Florida State (9/29/2018)

**Passing**

53 TuTu Atwell from Jawon Pass vs. Florida State (9/29/2018)

**Passing Touchdown**

34 Jaylen Smith from Malik Cunningham vs. Indiana State (9/8/2018)

**Punt Return**

55 Rodjay Burns vs. Indiana State (9/8/2018)

**Kick Return**

61 Hassan Hall vs. Alabama (9/1n/2018)

**Interception Return**

34 Rodjay Burns vs. Virginia (9/22/2018)

**Punt**

64 Mason King vs. Indiana State (9/8/2018)

**Field Goal**

43 Blanton Creque vs. Indiana State (9/8/2018)

**Rushing**

25+ rushing attempts	27, Lamar Jackson at Wake Forest (10/28/17)
30+ rushing attempts	31, Lamar Jackson vs. Clemson (10/1/16)
40+ rushing attempts	40, Nathan Poole at Wichita State (11/4/78)
100+ yards rushing	129, Malik Cunningham vs. W. Kentucky (9/15/18)
150+ yards rushing	158, Lamar Jackson vs. Mississippi State (12/30/17)
200+ yards rushing	226, Lamar Jackson vs. Texas A&M (12/30/15)
Two 100-yard rushers	M. Williams (180), L. Jackson (111) vs. Syracuse (11/18/17)
Consec. 100-yard games	7, Lamar Jackson (BC, Florida St., Wake Forest, Virginia, Syracuse, Kentucky, Miss. St. '17)
Consec. 150-yard games	3, Lamar Jackson (Boston College, Florida State, Wake Forest '17)
Consec. 200-yard games	2, Bilal Powell (Memphis, Cincinnati, 2010)
50-yard+ run	75, Lamar Jackson vs. Mississippi State (12/30/17)
70-yard+ run	75, Lamar Jackson vs. Mississippi State (12/30/17)
80-yard+ run	80, Jeremy Smith vs. Duke (10/14/16)
90-yard+ run	91, Howard Stevens vs. S. Illinois (11/13/71)
30-yard+ run by a QB	75, Lamar Jackson vs. Mississippi State (12/30/17)
3 rushing TDs	3, Lamar Jackson at Wake Forest (10/28/17)
4 rushing TDs	4, Lamar Jackson vs. Florida State (9/17/16)
5+ rushing TDs	5, Eric Shelton vs. East Carolina (10/2/04)

**Passing**

30+ attempts	39, Jawon Pass vs. Alabama (9/1/18)
40+ attempts	45, Jawon Pass vs. Florida State (9/29/18)
50+ attempts	53, Teddy Bridgewater vs. Connecticut (11/24/12)
20+ completions	24, Jawon Pass vs. Florida State (9/29/18)
25+ completions	27, Lamar Jackson at Wake Forest (10/28/17)
30+ completions	30, Lamar Jackson vs. Purdue (9/2/17)
3 TD passes	3, Lamar Jackson vs. Virginia (11/11/17)
4+ TD passes	4, Lamar Jackson at Boston College (11/5/16)
300+ yards passing	304, Jawon Pass vs. Florida State (9/29/18)
400+ yards passing	417, Lamar Jackson at Marshall (9/24/16)
Consec. 250-yard+ gms	4, L. Jackson (2017: vs. Purdue; N. Carolina; Clemson; NC State)
Consec. 300-yard+ gms	3, L. Jackson vs. Purdue (9/2/17); N. Carolina (9/9/17), Clemson (9/16/17)
50-yard+ completion	53, Jawon Pass to TuTu Atwell vs. Florida State (9/28/18)
70-yard+ completion	72, Lamar Jackson to Jaylen Smith vs. Syracuse (11/18/17)
80-yard+ completion	92, Adam Froman to Scott Long vs. Southern Miss (10/10/09)
90-yard+ completion	92, Adam Froman to Scott Long vs. Southern Miss (10/10/09)

**Receiving**

10+ receptions	10, Dez Fitzpatrick at NC State (10/5/17)
2 TD receptions	2, Jaylen Smith vs. Virginia (11/11/17)
3+ TD receptions	3, James Quick vs. Florida State (10/17/15)
100+ receiving yards	100, Jaylen Smith vs. Florida State (9/29/18)
125+ receiving yards	127, Dez Fitzpatrick vs. Boston College (10/14/17)
150+ receiving yards	183, Jaylen Smith at N. Carolina (9/9/17)
175+ receiving yards	183, Jaylen Smith at N. Carolina (9/9/17)
200+ receiving yards	214, DeVante Parker vs. Florida State (10/30/14)
Consec. 100-yard games	2, Dez Fitzpatrick (NC State, Boston College, 2017)
3+ Consec. 100-yard games	DeVante Parker (NC State, FSU, BC, 2014)

**Team**

300+ yards rushing	346 at Kentucky (11/25/17)
400+ yards rushing	411 vs. Syracuse (11/18/17)
Less than 15 yards net rushing	-1 vs. Pittsburgh (11/21/15)
Negative net rushing	-1 vs. Pittsburgh (11/21/15)
400+ yards passing	417 at Marshall (9/24/16)
500+ yards total offense	562 at Kentucky (11/25/17)
600+ yards total offense	727 vs. Syracuse (11/18/17)
Consec. games, 500+ total yds	2 (Syracuse, Kentucky, 2017)
4 consec. games, 500+ total yds	6 (Texas A&M, Char., SU, FSU, MU, CU (2015-16))
<200 yards total offense	171 vs. West Virginia (11/20/10)
<100 yards total offense	13 vs. Arizona State (9/19/92)
30+ first downs	32 at Kentucky (11/25/17)
35+ first downs	38 vs. Murray State (9/30/17)
<10 first downs	9 vs. West Virginia (11/20/10)
40+ points	44 at Kentucky (11/25/17)
50+ points	56 vs. Syracuse (11/18/17)
60+ points	63 vs. Florida State (9/17/16)
70+ points	70 vs. Charlotte (9/1/16)
100+ yards in penalties	110 vs. Purdue (9/2/17)
5+ fumbles lost	5 vs. Western Kentucky (11/12/88)
Scored a Safety	vs. Syracuse (10/3/14)
Scored Two Safeties	vs. Syracuse (10/3/14)
Allowed a Safety	vs. LSU (12/31/16)
Forced 5 or more Turnovers	5 at Clemson (10/1/16)
Forced three or more fumbles	3 vs. Virginia (11/11/17)
Intercepted three or more passes	4 vs. Syracuse (11/18/17)
Committed four turnovers	4 vs. Mississippi State (12/30/17)
Committed five turnovers	5 vs. West Virginia (11/22/08)
Committed six turnovers	7 at USF (11/17/07)
Recovered an on-side kick	1 vs. Pittsburgh (11/12/11)
Shutout	72-0 vs. FIU (9/21/13)
Shutout on road	62-0 at Temple (9/9/06)
Shutout vs. Conference opponent	56-0 vs. Memphis (10/9/10)
Shutout by, first half	at Virginia (9/22/18)
Shutout by, second half	vs. Boston College (10/24/15)
Shutout by, game	0-31 at Florida State (9/23/00)
Overtime game	#23 Cincinnati, 31-24 (OT) (12/5/13)
Come-from-behind win	W. Kentucky, trailed 17-13 in 4th quarter (9/15/18)
True freshman started at QB	Lamar Jackson vs. Texas A&M (12/30/15)
6+ TDs responsible for	6, Lamar Jackson at North Carolina (9/9/17)
4+ TDs scored	4, Lamar Jackson vs. Florida State (9/17/16)
3 field goals	3, Blanton Creque at Kentucky (11/25/17)
4+ field goals	4, Blanton Creque vs. NC State (10/22/16)
7+ PATs	7, Blanton Creque vs. Murray State (9/30/17)
8+ PATs	8, Blanton Creque at Marshall (9/24/16)
9+ PATs	9, Evan O'Hara vs. Charlotte (9/1/16)
50-yd+ FG	50 yards, John Wallace vs. Samford (9/26/15)
15+ Tackles	15, Keith Kelsey vs. Houston (9/12/15)
3+ tackles for loss	3.0, Trevon Young vs. Mississippi State (12/30/17)
5+ tackles for loss	7, Elvis Dumervil at Kentucky (9/4/05)
3+ sacks	3.0, James Hearn vs. Virginia (11/11/17)
2 interceptions	2, Trumaine Washington at Florida State (10/21/17)
3+ interceptions	3, Gerod Holliman at Boston College (11/8/14)
TD on a INT return	37 yards, Trumaine Washington vs. Kent State (9/23/17)
TD on a fumble return (def)	46 yards, Sheldon Rankins vs. BC (10/24/15)
TD on a punt return	55 yards, Rodjay Burns vs. Indiana State (9/8/18)
2+ TD on punt return	3 vs. Cincinnati (11/27/04)
TD on kickoff return	100 yards, Traveon Samuel vs. Clemson (9/17/15)
TD on KO return to start game	100 yards, Adrian Bushell vs. UConn (11/19/11)
2-point conversion	1 vs. Wake Forest (10/28/17)
Blocked field goal	Jared Goldwire vs. W. Kentucky (9/15/18)
TD on blocked field goal	82 yards, Andrew Johnson at WVU (11/5/11)

Blocked punt	Devante Peete vs. Wake Forest (11/12/16)
TD on blocked punt	Charles Gaines vs. Connecticut (11/8/13)
Blocked extra point	vs. Clemson (9/16/17)
Defensive extra point	Ray Buchanan vs. Ohio State (9/14/91)
2+ blocked kicks, game	2 vs. Cincinnati (11/27/04)
Largest deficit overcome	23 points vs. Tulane (9/5/87)
Game-winning field goal	Blanton Creque vs. Florida State (10/21/17)

**Opponents, Team**

<10 yards net rushing	-14, Boston College (10/24/15)
<20 yards net rushing	19, Murray State (9/30/17)
<50 yards net rushing	17, North Carolina (9/9/17)
300+ yards rushing	364, Boston College (10/14/17)
350+ yards rushing	364, Boston College (10/14/17)
400+ yards rushing	407, New Mexico State (8/23/01)
500+ yards rushing	684, Murray State (10/8/32)
<100 yards passing	37, Indiana State (9/8/18)
300+ yards passing	461, Wake Forest (10/28/17)
350+ yards passing	461, Wake Forest (10/28/17)
400+ yards total offense	401, Virginia (9/22/18)
500+ yards total offense	519, Alabama (9/1/18)
550+ yards total offense	625, Wake Forest (10/28/17)
<200 yards total offense	150, Kent State (9/23/17)
<150 yards total offense	80, Murray State (9/30/17)
<100 yards total offense	80, Murray State (9/30/17)
30+ first downs	30, Memphis (11/4/04)
<10 first downs	5, Murray State (9/30/17)
<5 first downs	4, Boston College (10/24/15)
40+ points	51, Alabama (9/1/18)
50+ points	51, Alabama (9/1/18)
60+ points	63, Rutgers (12/4/08)
70+ points	105, Murray State (10/8/32)
100 yards in penalties	111, Alabama (9/1/18)
Scored a Safety	LSU (12/31/16)
Blocked punt	Boston College (10/24/15)
Blocked extra point	NC State (10/5/17)
Blocked field goal	Wake Forest (10/30/15)
TD on interception return	Shyheim Carter, Alabama (9/1/18)
TD on punt return	Adam Humphries, Clemson (10/11/14)
TD on kickoff return	Josh Jacobs, Alabama (9/1/18)
TD on fumble return	Matthe Thomas, Florida State (10/21/17)
TD on blocked punt	Elijah Robinson, Boston College (10/24/15)
TD on fumble recovery	Nyqwan Murray, Florida State (10/21/17)
2-point conversion	Virginia (10/29/16)

**Opponents, Individual**

30+ rushing attempts	39, AJ Dillon, Boston College (10/14/17)
100+ yards rushing	103, J'Quan Keys, Indiana State (9/8/18)
150+ yards rushing	211, Benny Snell, Kentucky (11/25/17)
200+ yards rushing	211, Benny Snell, Kentucky (11/25/17)
250+ yards rushing	272, AJ Dillon, Boston College (10/14/17)
Two 100-yard rushers	P. White (200) & N. Devine (154), WVU (11/22/08)
60-yard+ run	75, AJ Dillon, Boston College (10/14/17)
70-yard+ run	75, AJ Dillon, Boston College (10/14/17)
80-yard+ run	81 yards, Travis Etienne, Clemson (9/16/17)
3+ rushing TDs	3, Keytaon Thompson, Mississippi State (12/30/17)

**Passing**

40+ attempts	44, Greg Ward Jr., Houston (11/17/16)
50+ attempts	51, Eric Dungey, Syracuse (9/9/16)
20+ completions	22, Davis Shanley, W. Kentucky (9/15/18)
25+ completions	28, John Wolford, Wake Forest (10/28/17)
30+ completions	35, Maxwell Smith, Kentucky (9/2/12)
<10 compl. (at least 15 att.)	8, Stephen Johnson, Kentucky (11/25/17)
3 TD passes	4, Deondre Francois, Florida State (9/29/18)

4+ TD passes	4, Deondre Francois, Florida State (9/29/18)
250+ yards passing	294, 4, Deondre Francois, Florida State (9/29/18)
300+ yards passing	461, John Wolford, Wake Forest (10/28/17)
350+ yards passing	461, John Wolford, Wake Forest (10/28/17)

**Receiving**

10+ receptions	10, Greg Dortch, Wake Forest (10/28/17)
100+ receiving yards	114, Nyqwan Murray, Florida State, (9/29/18)
125+ receiving yards	167, Greg Dortch, Wake Forest (10/28/17)
150+ receiving yards	167, Greg Dortch, Wake Forest (10/28/17)
200+ receiving yards	201, T.Y. Hilton, FIU (9/9/11)
50-yard+ reception	58, Nyqwan Murray, Florida State, (9/29/18)
60-yard+ reception	79, Jaylen Samuels, NC State (10/5/17)
70-yard+ reception	79, Jaylen Samuels, NC State (10/5/17)

No.	Name	GP/GS	ALA	ISU	WKU	VA	FSU	GT	BC	WF	CLE	SYR	NCST	UK
22	Abdullah, Y.	4/-	...	XXX	XXX	XXX	XXX							
1A	Atwell, TuT.	5/2	XXX	START	XXX	XXX	START							
1G	Averett, Kem.	4/2	XXX	...	START	START	XXX							
9A	Avery, C.J.	3/3	START	START	START	...	...							
73	Becton, Mek.	5/5	START	START	START	START	START							
66	Bentley, Col.	5/5	START	START	START	START	START							
13	Blue, P.J.	5/2	XXX	XXX	XXX	START	START							
89	Boone, Ado.	2/-	...	...	XXX	XXX	...							
74	Boone, Adonis	1/-	...	...	...	XXX	...							
41	Boykin, Mic.	5/1	START	XXX	XXX	XXX	XXX							
3C	Burkley, Mau.	4/-	XXX	...	XXX	XXX	XXX							
10	Burns, Rod.	5/4	XXX	START	START	START	START							
53	Caban, Amo.	5/1	START	XXX	XXX	XXX	XXX							
1C	Character, Mar.	4/-	...	XXX	XXX	XXX	XXX							
92	Clark, Mal.	1/-	XXX	...	...	...	...							
45	Creque, Bla.	5/-	XXX	XXX	XXX	XXX	XXX							
83	Crum, Mic.	5/4	START	XXX	START	START	START							
3A	Cunningham, Mal	3/1	...	XXX	XXX	START	...							
85	Davis, Jor.	3/-	XXX	...	XXX	XXX	...							
5	Dawkins, Set.	4/1	START	XXX	XXX	XXX	...							
91	Dorsey, Der.	5/3	XXX	START	START	START	XXX							
58	Dumervi-Jean,D.	2/-	...	XXX	XXX	...	...							
58	D. Dumervil-jea	1/-	...	...	...	XXX	...							
58	Dumervil-Jean	2/1	XXX	...	...	...	START							
17	Etheridge, Dor.	3/3	START	START	...	...	START							
38	Fagot, Jac.	2/-	...	...	...	XXX	XXX							
96	Famurewa, Hen.	4/1	XXX	START	...	XXX	XXX							
7A	Fitzpatrick, De	5/3	START	START	START	XXX	XXX							
77	Foy, Lin.	5/5	START	START	START	START	START							
90	Goldwire, Jar.	5/4	START	XXX	START	START	START							
7	Greenard, Jon.	1/1	START	...	...	...	...							
19	Hall, Has.	5/1	XXX	XXX	XXX	XXX	START							
52	Hall, Mit.	5/-	XXX	XXX	XXX	XXX	XXX							
8	Harris, Jat.	3/-	XXX	XXX	XXX	...	...							
1B	Hawkins, J.	2/-	...	XXX	...	XXX	...							
60	Haycraft, Tyl.	5/-	XXX	XXX	XXX	XXX	XXX							
1D	Head, Que.	5/-	XXX	XXX	XXX	XXX	XXX							
5A	Hicks, Rob.	3/1	XXX	XXX	START	...	...							
21	Iakopo, Lon.	4/-	XXX	XXX	XXX	...	XXX							
8A	Jackson, Jar.	5/-	XXX	XXX	XXX	XXX	XXX							
27	Johnson, Ant.	5/-	XXX	XXX	XXX	XXX	XXX							
2A	Jones, Cha.	5/2	XXX	START	XXX	START	XXX							
28	King, Mas.	5/-	XXX	XXX	XXX	XXX	XXX							
18	Marshall, Jus.	2/-	...	XXX	...	XXX	...							
1	Mbanasor, P.J.	5/2	START	XXX	START	XXX	XXX							
93	McCrae, Gar.	2/-	XXX	XXX	...	...	...							
72	McNeil, Luk.	5/5	START	START	START	START	START							
36	O'Hara, Eva.	3/-	XXX	XXX	...	XXX	...							
97	Okeke, Nic.	5/2	XXX	XXX	XXX	START	START							
4	Pass, Jaw.	5/4	START	START	START	XXX	START							
30	Pass, Kha.	5/5	START	START	START	START	START							
86	Peete, Dev.	5/4	XXX	START	START	START	START							
98	Peterson, Tab.	5/4	XXX	START	START	START	START							
23	Plummer, Tel.	4/-	...	XXX	XXX	XXX	XXX							
14	Riley, Mar.	4/-	...	XXX	XXX	XXX	XXX							
40	Roach, Kah.	2/-	...	...	...	XXX	XXX							
94	Robinson, G.G.	5/5	START	START	START	START	START							
63	Scheler, Nat.	4/4	...	START	START	START	START							
43	Smith, Dami.	1/-	...	...	...	XXX	...							
11	Smith, Dee	5/4	START	START	START	XXX	START							
9	Smith, Jay.	5/4	START	START	XXX	START	START							
34	Smith, Je.	1/-	...	XXX	...	...	...							
34	Smith, Jer.	2/-	...	...	XXX	...	XXX							
34	Jeremy Smith	1/-	...	...	...	XXX	...							
4A	Smith, TreS.	5/1	XXX	XXX	XXX	START	XXX							
12	Smith, Trey	4/1	START	XXX	...	XXX	XXX							
3	Sturghill, Cor.	5/5	START	START	START	START	START							
79	Thomas, Ken.	2/1	START	XXX	...	...	...							
24	Thomas, Lam.	5/-	XXX	XXX	XXX	XXX	XXX							
6A	Travis, Jor.	1/-	...	XXX	...	...	...							
20	Troutman, T.	3/-	...	XXX	...	XXX	XXX							
82	Wakefield, Kei.	3/-	XXX	XXX	...	...	XXX							
49	Whitlow, Boo.	3/-	XXX	XXX	XXX	...	...							
25	Williams, Dae	4/1	XXX	XXX	XXX	START	...							
33	Wilson, Col.	3/2	XXX	START	START	...	...							
6	Yeast, Rus.	5/-	XXX	XXX	XXX	XXX	XXX							



## Plays Per Drive

## LOUISVILLE

Opponent	Plys	Drives	Avg.
Alabama	65	14	4.6
Indiana State	60	13	4.6
Western Kentucky	59	12	4.9
Virginia	57	10	5.7
Florida State	83		
Georgia Tech			
Boston College			
Wake Forest			
Clemson			
Syracuse			
NC State			
Kentucky			

## OPPONENTS

Opponent	Plys	Drives	Avg.
Alabama	68	14	4.9
Indiana State	62	14	4.4
Western Kentucky	81	12	6.8
Virginia	65	11	5.9
Florida State	58		
Georgia Tech			
Boston College			
Wake Forest			
Clemson			
Syracuse			
NC State			
Kentucky			

## OFFENSIVE TOUCHDOWN BREAKDOWN

YARDS	No. of TD	No. TD Drives
1-10	3	3
11-20		
21-30		
31-40		
41-50		
51-60	1	1
61-70		
71-80	1	1
81-90		
91-99		

## Takeaways

Opponent	Takeaway	Qtr	Yd-Line	Result	Result of Drive
Alabama	Dorian Etheridge	1	L17	Fumble Recovery	Punt
W. Kentucky	C.J. Avery	1	L44	Interception	Punt
Virginia	Rodjay Burns	3	V3	Interception	Field Goal
Florida State	London Iakopo				

## Turnovers

Opponent	Takeaway	Qtr	Yd-Line	Result	Result of Drive
Alabama	Deionte Thompson	2	A25	Interception	Touchdown
Alabama	Shyheim Carter	4	0	Interception	Touchdown
Indiana State	Jonas Griffith	1	L32	Interception	Touchdown
Indiana State	Denzel Bonner	2	I9	Fumble	Punt
W. Kentucky	DeAngelo Malone	1	W25	Interception	Touchdown
Virginia	Charles Snowden	2	L32	Interception	Field Goal
Virginia	Bryce Hall	3	V38	Interception	Touchdown
Virginia	Charles Snowden	4	L25	Fumble	Touchdown

	<b>LOUISVILLE</b>	<b>14</b>
	<b>0-1, 0-0</b>	
	<b>ALABAMA</b>	<b>51</b>
	<b>1-0, 0-0</b>	

GAME 1 ■ SEPT. 1 ■ ORLANDO, FLA. ■ CAMPING WORLD STADIUM

## Post-Game Notes

- The Cardinals are 7-2 in openers under head coach Bobby Petrino.
- Louisville finished the game with 268 yards of offense and 20 first downs.
- The Cardinals now have forced at least one turnover in 23 of the last 27 games.
- Jawon Pass made his first collegiate start at quarterback, completing 20-of-39 passes for 252 yards and 2 touchdowns. He finished the game with a 112.2 QB rating.
- Kemari Averett registered his first career multi-touchdown game. The sophomore totaled four catches for 30 yards and two scores.
- G.G. Robinson made four stops in the loss. He recorded his first career sack, bringing down Tua Tagovailoa for a six-yard loss in the first quarter.
- TreSean Smith had two tackles and forced his first career fumble.

## Scoring Summary

	1	2	3	4	F
Louisville	0	0	7	7	14
Alabama	14	14	16	7	51

1st	UA	Jeudy 11-yd pass from Tagovailoa (Jones kick), 7-65, 3:05	0-7
	UA	Tagovailoa 9-yd run (Jones kick), 6-55, 2:00	0-14
2nd	UA	Harris 1-yd run (Jones kick), 6-75, 2:52	0-21
	UA	Jeudy 25-yd pass from Tagovailoa, 3-25, 0:18	0-28
3rd	UA	Jacobs 18-yd run (Jones kick failed), 4-63, 1:07	0-34
	UL	Averett 12-yd pass from Pass (Creque kick), 10-75, 3:36	7-34
	UA	Jacobs 77-yd kickoff return (Jones kick)	7-41
	UA	Jones 39-yd field goal, 6-37, 3:16	7-44
4th	UA	Carter 45-yd interception return (Jones kick)	7-51
	UL	Averett 8-yd pass from Pass (Creque kick), 5-52, 1:44	14-51

## Team Statistics

	UL	ALA
First Downs	19	21
Rushes-Yards	26-16	42-222
Passing Yards	252	297
Pass Comp-Att-Int	20-39-2	17-26-0
Total Offense	268	519
Fumbles-Lost	0-0	1-1
Penalties-Yards	11-93	10-111
Punts-Yards (Avg./Net)	8-346 (43.2/33.2)	3-109 (36.3/36.3)
Kickoffs-Yards (Avg./Net)	3-180 (60.0/26.0)	9-532 (59.1/38.6)
Kickoff Returns (No.-Yds.-TD)	5-110-0	1-77-1
Punt Returns (No.-Yds.-TD)	0-0-0	4-80-0
Interceptions (No.-Yds.-TD)	0-0-0	2-70-1
Fumble Returns (No.-Yds.-TD)	0-0-0	0-0-0
Time of Possession	28:51	31:09
Third-Down Conversions	4-14	10-15
Fourth-Down Conversions	0-1	0-0
Red-Zone Scores-Chances	2-3	4-5
Sacks By (No.-Yds.)	1-6	3-12

## Individual Statistics

	UL	ALA
Rushing:	T. Smith, 4-11-0	Harris, 7-55-0
Passing:	J. Pass, 20-39-2, 252yds 2 TD	Tagovailoa, 12-16-0, 227yds 2 TD
Receiving:	Averett, 4-30yds, 2 TD	D. Smith, 4-99yds, 0 TD
Tackles:	Mbanasor, 9 (6-3)	S. Smith, 6 (5-1)
Tackles for loss:	Robinson, 1-6yds	Q. Williams, 3.5-12yds
Sacks:	Robinson, 1-6yds	Moses & Buggs, 1-3yds
Interceptions:	None	Carter & D. Thompson, 1
Fumble Recoveries:	Etheridge, 1-0, 0 TD	None
Forced Fumbles:	TreSean Smith, 1	None

	<b>LOUISVILLE</b>	<b>31</b>
	<b>1-1, 0-0</b>	
	<b>INDIANA STATE</b>	<b>7</b>
	<b>1-1, 0-0</b>	

GAME 2 ■ SEPT. 8 ■ LOUISVILLE, KY. ■ CARDINAL STADIUM

## Post-Game Notes

- The Cardinals are 7-2 in home openers under head coach Bobby Petrino.
- All-time, the Cardinals are 65-32-3 in their home openers.
- Louisville has won 20-straight games against FCS opponents, including a 4-0 record under Petrino.
- The game lasted 5 hours and 35 minutes for the longest contest in program history.
- It is the first time in five years that Louisville has shut out a team in the last three quarters of a game (USF, Oct. 26, 2013).
- Rodjay Burns' 55-yard punt return TD is Louisville's first punt return TD since Jaire Alexander had one versus Florida State on Sept. 17, 2016.
- Mekhi Becton is the first offensive lineman to score a touchdown for Louisville since Kurt Quarterman in 2006.

## Scoring Summary

	1	2	3	4	F
Indiana State	7	0	0	0	7
Louisville	7	0	7	17	31

1st	UL	Burns 55-yd punt return (Creque kick)	7-0
	IS	McCoy 2-yd run (Nunez kick), 5-22, 2:01	7-7
3rd	UL	Cunningham 1-yd run (Creque kick), 11-83, 5:30	14-7
4th	UL	Becton 1-yd run (Creque kick), 4-23, 1:40	21-7
	UL	Creque 43-yd field goal, 5-32, 1:34	24-7
	UL	Jay. Smith 34-yd pass from Cunningham (Creque kick), 4-56, 1:42	31-7

## Team Statistics

	UL	ISU
First Downs	19	12
Rushes-Yards	38-199	50-174
Passing Yards	164	37
Pass Comp-Att-Int	14-22-1	3-12
Total Offense	363	211
Fumbles-Lost	3-1	1-0
Penalties-Yards	7-75	6-45
Punts-Yards (Avg./Net)	6-279 (46.5/46.5)	11-404 (36.7/27.1)
Kickoffs-Yards (Avg./Net)	6-369 (61.5/42.7)	2-128 (64.0/44.5)
Kickoff Returns (No.-Yds.-TD)	1-14-0	4-63-0
Punt Returns (No.-Yds.-TD)	3-86-1	0-0-0
Interceptions (No.-Yds.-TD)	0-0-0	1-20-0
Fumble Returns (No.-Yds.-TD)	0-0-0	0-0-0
Time of Possession	28:50	29:38
Third-Down Conversions	5-12	4-17
Fourth-Down Conversions	0-0	1-1
Red-Zone Scores-Chances	2-2	1-1
Sacks By (No.-Yds.)	1-10	3-14

## Individual Statistics

	UL	ISU
Rushing:	Cunningham, 12-54-1	Keys, 20-102-0
Passing:	Cunningham, 6-7-0, 75yds, 1 TD	Kilpatrick, 3-9-0, 37yds, 0 TD
Receiving:	Jay. Smith, 2-38yds, 1 TD	Jones, 1-20yds, 0 TD
Tackles:	Peterson, 8 (5-3)	Griffith, 11 (5-6)
Tackles for loss:	Burns, 1.5-4yds	Thompson, 1.5-10yds
Sacks:	J. Jackson, 1.0-10yds	Thompson, 1.5-10yds
Interceptions:	None	Griffith, 1-20yds
Fumble Recoveries:	None	Bonner, 1
Forced Fumbles:	None	Newman & Thompson, 1

	<b>LOUISVILLE</b>	<b>20</b>
	<b>2-1, 0-0</b>	
	<b>WESTERN KENTUCKY</b>	<b>17</b>
	<b>0-3, 0-0</b>	

GAME 3 ■ SEPT. 15 ■ LOUISVILLE, KY. ■ CARDINAL STADIUM

## Post-Game Notes

- Louisville holds a 20-12 series advantage, winning the last 10 games.
- Louisville won its seventh game in school history when trailing by 14 or more points before getting its first score.
- Louisville (Jared Goldwire) blocked a Western Kentucky field goal in the third quarter, the Cardinals' first blocked field goal since Purdue on Sept. 2, 2017.
- Louisville won its first game without a touchdown pass since beating Boston College 17-14 on Oct. 24, 2015
- Robert Hicks earned his first career start and paced the Cardinals' defense with 11 tackles.
- Dae Williams had two rushing touchdowns, the first running back with a pair of scores on the ground since Reggie Bonnafon versus Kentucky on Nov. 25, 2017.
- Malik Cunningham had 129 yards on the ground and is the fourth quarterback in Louisville history to rush for 100 yards in a game, joining Benny Russell, Jim Wagoner, and Lamar Jackson.

## Scoring Summary

	1	2	3	4	F
W. Kentucky	7	7	0	3	17
Louisville	0	3	3	14	20

1st WK	Fourtenbary 9-yd pass from Shanley (Nuss kick), 16-80, 7:13	0-7
2nd WK	Shanley 3-yd run (Nuss kick), 2-31, 0:45	0-14
UL	Creque 23-yd field goal, 12-81, 2:46	3-14
3rd UL	Creque 23-yd field goal, 8-61, 3:25	6-14
4th UL	D. Williams 1-yd run (Creque kick), 7-31, 3:12	13-14
WK	Nuss 35-yd field goal, 14-68, 6:09	13-17
UL	D. Williams 1-yd run (Creque kick), 8-75, 3:13	20-17

## Team Statistics

	UL	WKU
First Downs	17	26
Rushes-Yards	38-204	43-168
Passing Yards	88	260
Pass Comp-Att-Int	10-21-1	25-38-1
Total Offense	292	428
Fumbles-Lost	1-0	0-0
Penalties-Yards	5-40	8-69
Punts-Yards (Avg./Net)	5-203 (40.6/36.0)	4-153 (38.2/29.2)
Kickoffs-Yards (Avg./Net)	5-322 (64.4/41.8)	4-260 (65.0/41.5)
Kickoff Returns (No.-Yds.-TD)	1-19-0	4-88-0
Punt Returns (No.-Yds.-TD)	1-36-0	3-23-0
Interceptions (No.-Yds.-TD)	1-25-0	1-0-0
Fumble Returns (No.-Yds.-TD)	0-0-0	0-0-0
Time of Possession	24:36	35:24
Third-Down Conversions	2-11	9-17
Fourth-Down Conversions	1-2	0-1
Red-Zone Scores-Chances	4-4	3-4
Sacks By (No.-Yds.)	3-20	1-6

## Individual Statistics

	UL	WKU
Rushing:	Cunningham, 21-129-0	Ferby, 16-74-0
Passing:	Cunningham, 10-18-0, 88yds, 0 TD	Shanley, 22-33-0, 240yds, 1 TD
Receiving:	Jay. Smith, 3-38yds, 0 TD	Fourtenbary, 5-34yds, 1 TD
Tackles:	Hicks, 11 (5-6)	Holt, 10 (7-3)
Tackles for loss:	Robinson, 1-10yds	Holt, 1.5-8yds
Sacks:	Robinson, 1-10yds	Holt, 1.0-6yds
Interceptions:	Avery, 1-25yds	Malone, 1-0yds
Fumble Recoveries:	None	None
Forced Fumbles:	None	Holt, 1

	<b>LOUISVILLE</b>	<b>3</b>
	<b>2-2, 0-1</b>	
	<b>VIRGINIA</b>	<b>27</b>
	<b>3-1, 1-0</b>	

GAME 4 ■ SEPT. 22 ■ CHARLOTTESVILLE, VA. ■ SCOTT STADIUM

## Post-Game Notes

- Louisville owns a 4-3 series advantage, but the loss snapped the Cardinals' three-game winning streak in the series.
- Louisville moves to 3-2 in ACC openers under Bobby Petrino.
- Louisville didn't score an offensive touchdown for only the second time under head coach Bobby Petrino. The only other time it happened was in the 2016 Buffalo Wild Wings Citrus Bowl against LSU.
- The Cardinals averaged 9.3 yards per completion.
- Blanton Creque, with his 37th career field goal, moved into sole possession of fourth on the school's career list.
- Dez Fitzpatrick had a game-high five receptions and totaled 62 yards.
- Rodjay Burns recorded his first career interception during the third quarter and returned it 34 yards.

## Scoring Summary

	1	2	3	4	F
Louisville	0	0	3	0	3
Virginia	0	6	7	14	27

2nd VA	Pearson 28-yd field goal, 6-22, 3:26	0-3
VA	Pearson 24-yd field goal, 8-57, 3:21	0-6
3rd UL	Creque 20-yd field goal, 4-0, 1:59	3-6
VA	Sharp 3-yd pass from Perkins (Pearson kick), 7-67, 3:58	3-13
4th VA	Reed 44-yd pass from Perkins (Pearson kick), 8-62, 4:07	3-20
VA	Perkins 8-yd run (Pearson kick), 4-25, 2:26	3-27

## Team Statistics

	UL	VA
First Downs	14	20
Rushes-Yards	29-66	39-204
Passing Yards	148	197
Pass Comp-Att-Int	16-28-2	17-26-1
Total Offense	214	401
Fumbles-Lost	1-1	1-0
Penalties-Yards	6-52	3-29
Punts-Yards (Avg./Net)	4-176 (44.0/41.5)	2-78 (39.0/32.5)
Kickoffs-Yards (Avg./Net)	2-113 (56.5/39.0)	6-382 (63.7/42.0)
Kickoff Returns (No.-Yds.-TD)	2-30-0	2-35-0
Punt Returns (No.-Yds.-TD)	2-13-0	3-10-0
Interceptions (No.-Yds.-TD)	1-34-0	2-42-0
Fumble Returns (No.-Yds.-TD)	0-0-0	0-0-0
Time of Possession	26:05	33:55
Third-Down Conversions	3-11	9-16
Fourth-Down Conversions	1-3	0-0
Red-Zone Scores-Chances	1-1	4-6
Sacks By (No.-Yds.)	1-7	4-16

## Individual Statistics

	UL	VA
Rushing:	Cunningham, 10-26-0	Perkins, 14-78-1
Passing:	Pass, 10-19-1, 113yds, 0 TD	Perkins, 17-24-1, 197yds, 2 TD
Receiving:	Fitzpatrick, 5-62yds, 0 TD	Zaccheaus, 4-29yds, 0 TD
Tackles:	D. Smith, 8 (2-6)	Snowden, 8 (3-5)
Tackles for loss:	D. Smith & Peterson, 1.0	Snowden, 1.5-8yds
Sacks:	D. Smith & Peterson, 0.5	Three, 1
Interceptions:	Burns, 1-34yds	Snowden & Hall, 1
Fumble Recoveries:	None	Snowden, 1-0 yds
Forced Fumbles:	None	Faumui, 1

**FLORIDA STATE****28****3-2, 1-1****LOUISVILLE****24****2-3, 1-1****GAME 5 ■ SEPT. 29 ■ LOUISVILLE, KY ■ CARDINAL STADIUM****Post-Game Notes**

- Florida State holds a 15-4 series advantage. The Seminoles' victory snapped a two-game losing streak to the Cardinals. The Seminoles are 6-2 against the Cardinals in games played in Louisville.
- All-time, the Cardinals are 7-4 on Sept. 29.
- Head coach Bobby Petrino owns a 119-51 career record, including a 77-30 mark at Louisville.
- Under head coach Bobby Petrino, Louisville is 27-9 in the month of September.
- Louisville totaled a season-high 421 yards of offense, surpassing the 400-yard plateau for the first time this season.
- The Cardinals have forced a turnover in 27 of the last 31 games.
- Louisville's 35:38 in time of possession is a season high. It is the first time this season the Cardinals had a higher time of possession than their opponent.

**Scoring Summary**

	1	2	3	4	F
Louisville	7	14	3	0	24
FSU	7	0	7	14	28

1st UL	Pass 14-yard run (Creque kick), 4-36, 2:00	7-0
1st FSU	Murray 17-yard pass from Francois (Aguayo kick), 7-75, 2:21	7-7
2nd UL	Crum 4-yard pass from Pass (Creque kick), 8-73, 3:52	14-7
2nd UL	Fitzpatrick 3-yard pass from Pass (Creque kick), 11-70, 2:28	21-7
3rd FSU	Terry 55-yard pass from Francois (Aguayo kick), 1-55, 0:9	21-14
3rd UL	Creque 42-yard field goal, 7-51, 2:18	24-14
4th FSU	McKitty 25-yard pass from Francois (Aguayo kick), 11-65, 5:26	24-21
4th FSU	Murray 58-yard pass from Francois (Aguayo kick), 5-81, 0:43	28-24

**Team Statistic**

	UL	FSU
First Downs	24	16
Rushes-Yards	115	76
Passing Yards	306	294
Pass Comp-Att-Int	24-45-2	16-27-0
Total Offense	421	370
Fumbles-Lost	5-1	1-1
Penalties-Yards	8-75	7-55
Punts-Yards (Avg./Net)	7-279 (39.9/33.3)	7-304 (43.4/38.7)
Kickoffs-Yards (Avg./Net)	5-270 (54.0/40.8)	5-323 (64.6/40.2)
Kickoff Returns (No.-Yds.-TD)	2-47-0	3-16-0
Punt Returns (No.-Yds.-TD)	3-13-0	3-26-0
Interceptions (No.-Yds.-TD)	0-0-0	2-0-0
Fumble Returns (No.-Yds.-TD)	0-0-0	1-14-0
Time of Possession	35:38	24:22
Third-Down Conversions	10-19	3-13
Fourth-Down Conversions	0-1	2-3
Red-Zone Scores-Chances	3-4	1-1-1
Sacks By (No.-Yds.)	0-0	4-36

**Individual Statistics**

	UL	FSU
Rushing:	T. Smith, 14-70-0	Akers, 17-48-0
Passing:	Pass, 24-45-2, 306yds, 2 TD	Francois, 16-27-0, 294 yds, 4 TD
Receiving:	Crum, 8-47yds, 1 TD	Murray, 6-1-14 yds, 2 TD
Tackles:	Eitheridge, 8 (5-3) & Blue, 8 (5-3)	Westbrook, 10 (5-5)
Tackles for loss:	7 players with 1	Brooks, 2-10 & Burns, 2-17
Sacks:	0	Burns 2-17
Interceptions:	None	Westbrook & Samuels, 1
Fumble Recoveries:	Iakopo, 1-0 yds	Burns, 1-14 yds
Forced Fumbles:	None	Four players with 1





## #22 YASIR ABDULLAH ■ Fr. ■ LB

MIAMI, FLA.  
CAROL CITY HS

## CAREER STATS


Yr	G/S	S	A	Tot	TFL-Yd	Sk-Yd	FR	FF	Int	PB
2018	4/0	2	2	4	0-0	0-0	0	0	0-0	0
Tot.	4/0	2	2	4	0-0	0-0	0	0	0-0	0

## 2018 SEASON NOTES

► Had a season-high two tackles at Virginia

## 2018 GAME-BY-GAME

Opponent	Tackles		Sacks No-Yds	FF-FR-Yds	Int-Yds	PBU	QBH
	UT-AT-TT	TFL-Yds					
Alabama		DNP					
Indiana St.	0-1-1	0-0	0-0	0-0-0	0-0	0	0
W. Kentucky	0-1-1	0-0	0-0	0-0-0	0-0	0	0
Virginia	2-0-2	0-0	0-0	0-0-0	0-0	0	0
Florida State	0-0-0	0-0	0-0	0-0-0	0-0	0	0



## #1 TUTU ATWELL ■ Fr. ■ WR

MIAMI, FLA.  
NORTHWESTERN HS

## CAREER STATS

Yr	G/S	Rec	Yds	TD	Y/C	LG
2018	5/2	6	109	0	18.2	53
Tot.	5/2	6	109	0	18.2	53

## 2018 SEASON NOTES

► First collegiate reception was a 30-yard catch in the fourth quarter against Alabama  
 ► Caught a season long 53 reception versus Florida State; catching 2 passes for 53 yards

## 2018 GAME-BY-GAME

Opponent	Rec.	Yds.	TD	Lg
Alabama	1	30	0	30
Indiana St.	2	17	0	10
W. Kentucky	0	0	0	0
Virginia	1	9	0	9
Florida State	2	53	0	53



## #11 KEMARI AVERETT ■ So. ■ TE

ATLANTA, GA.  
GRADY HS

## CAREER STATS

Yr	G/S	Rec	Yds	TD	Y/C	LG
2017	10/2	7	79	1	11.3	22
2018	4/2	6	46	2	7.7	12
Tot.	14/4	13	125	3	9.6	22

## 2018 SEASON NOTES

► Caught a career-best two touchdown passes against Alabama  
 ► First tight end to catch two touchdowns since Cole Hikutini achieved the feat at Marshall on Sept. 24, 2016

## 2018 GAME-BY-GAME

Opponent	Rec.	Yds.	TD	Lg
Alabama	4	30	2	12
Indiana St.		DNP		
W. Kentucky	0	0	0	0
Virginia	0	0	0	0
Florida State	2	16	0	11

## CAREER HIGHS

Receptions: 5 vs. Wake Forest, 10/28/17  
 Receiving Yards: 53 vs. Wake Forest, 10/28/17  
 Long Reception: 22 vs. Wake Forest, 10/28/17  
 Touchdowns: 2 vs. Alabama, 9/1/18



## #9 C.J. AVERY ■ So. ■ LB

GRENADA, MISS.  
GRENADA HS

## CAREER STATS

Yr	G/S	S	A	Tot	TFL-Yd	Sk-Yd	FR	FF	Int	PB
2017	13/1	11	14	25	0.5-1	0-0	1-4	0	0-0	0
2018	3/3	2	11	13	0.5-1	0.5-1	0-0	0	1-25	0
Tot.	16/4	13	25	38	1.0-2	0.5-1	1-4	0	1-25	0

## 2018 SEASON NOTES

► Logged first career interception in win over Western Kentucky  
 ► Made five tackles against Alabama in second career start

## 2018 GAME-BY-GAME

Opponent	Tackles		Sacks No-Yds	FF-FR-Yds	Int-Yds	PBU	QBH
	UT-AT-TT	TFL-Yds					
Alabama	0-5-5	0-0	0-0	0-0-0	0-0	0	0
Indiana St.	1-3-4	0-0	0-0	0-0-0	0-0	0	0
W. Kentucky	1-3-4	0.5-1	0.5-1	0-0-0	1-25	0	0
Virginia		DNP					
Florida State		DNP					

## CAREER HIGHS

Tackles: 7 vs. Syracuse, 11/18/17  
 Tackles for Loss: 0.5 (2x) MR: vs. W. Kentucky, 9/15/18  
 Sacks: 0.5 vs. W. Kentucky, 9/15/18  
 Interceptions: 1 vs. W. Kentucky, 9/15/18  
 Pass Breakups: --  
 Fumble Recovery: 1 vs. Kent State, 9/23/17



## #41 MICHAEL BOYKIN ■ So. ■ DL

CARROLLTON, GA.  
MISSISSIPPI GULF COAST CC

## CAREER STATS

Yr	G/S	S	A	Tot	TFL-Yd	Sk-Yd	FR	FF	Int	PB
2018	5/1	1	3	4	0.5-0	0-0	0	0	0-0	0
Tot.	5/1	1	3	4	0.5-0	0-0	0	0	0-0	0

## PRIOR TO UoFL NOTES

- Four-star prospect by ESPN, who enrolled in January
- Made 15 solo tackles at Mississippi Gulf Coast CC
- Earned all-state and All-America honors at Carrollton High in Georgia

## 2018 GAME-BY-GAME

Opponent	Tackles		Sacks	FF-FR-Yds	Int-Yds	PBU	QBH
	UT-AT-TT	TFL-Yds	No-Yds				
Alabama	0-0-0	0-0	0-0	0-0-0	0-0	0	0
Indiana St.	0-0-0	0-0	0-0	0-0-0	0-0	0	0
W. Kentucky	0-1-1	0-0	0-0	0-0-0	0-0	0	0
Virginia	0-0-0	0-0	0-0	0-0-0	0-0	0	0
Florida State	1-2-3	0.5-0	0-0	0-0-0	0-0	0	0



## #10 RODJAY BURNS ■ r-So. ■ CB

LOUISVILLE, KY.  
OHIO STATE

## CAREER STATS

Yr	G/S	S	A	Tot	TFL-Yd	Sk-Yd	FR	FF	Int	PB
2018	5/3	6	11	17	1.5-4	0-0	0	0	1-34	0
Tot.	5/3	6	11	17	1.5-4	0-0	0	0	1-34	0

## 2018 SEASON NOTES

- Registered first career interception and returned it 34 yards against Virginia
- Against Indiana State, returned a 55-yard punt for a touchdown; became the first to accomplish the feat since Jaire Alexander in 2016 against Florida State
- Recorded first tackle for loss at UoFL against the Sycamores
- Made five tackles against both Alabama and Indiana State

## 2018 GAME-BY-GAME

Opponent	Tackles		Sacks	FF-FR-Yds	Int-Yds	PBU	QBH
	UT-AT-TT	TFL-Yds	No-Yds				
Alabama	2-3-5	0-0	0-0	0-0-0	0-0	0	0
Indiana St.	1-4-5	1.5-4	0-0	0-0-0	0-0	0	0
W. Kentucky	2-0-2	0-0	0-0	0-0-0	0-0	0	0
Virginia	1-3-4	0-0	0-0	0-0-0	1-34	0	0
Florida State	0-1-1	0-0	0-0	0-0-0	0-0	0	0



## #45 BLANTON CREQUE ■ Jr. ■ K

SHELBYVILLE, KY.  
COLLINS HS

## CAREER STATS

Yr	G/S	FGM-A	FG%	Lg	11-29	30-39	40-49	50+	PAT	PAT%	Pts
2015		redshirt									
2016	13/0	16-19	.842	47	10-10	5-6	1-3	0-0	39-40	.975	87
2017	13/0	17-20	.850	48	4-4	10-12	3-4	0-0	58-59	.983	109
2018	5/0	5-5	1.000	43	3-3	0-0	2-2	0-0	11-11	1.000	26
Tot.	31/0	38-44	.863	48	17-17	15-17	6-9	0-0	105-107	.981	222

## 2018 SEASON NOTES


- Is the fifth kicker in UoFL history with at least 200 career points
- With first extra point in win over Indiana State, became the sixth UoFL kicker to make 100 extra points in career
- Is 38 of 44 in his career for an 86.0 percent clip that ranks first in school history
- Passed Ron Bell for fourth on the school's career list with 38 field goals
- Ranks fourth on school's all-time points list by a kicker (currently has 222)

## CAREER HIGHS

FG Made:	4 vs. NC State, 10/22/16
FG Attempted:	4 vs. NC State, 10/22/16
Long FG:	48 vs. NC State, 10/5/17
PAT Made:	8 (2x) MR vs. Syracuse, 11/18/17
PAT Attempted:	8 (2x) MR vs. Syracuse, 11/18/17
Points scored:	18 vs. NC State, 10/22/16

## 2018 GAME-BY-GAME

Opponent	XP-ATT	FG-ATT	Lg	Blk	Pts
Alabama	2-2	0-0	0	0	2
Indiana St.	4-4	1-1	43	0	7
W. Kentucky	2-2	2-2	23	0	8
Virginia	0-0	1-1	20	0	3
Florida State	3-3	1-1	42	0	6



## #83 MICKY CRUM ■ r-Sr. ■ TE

COLUMBUS, OHIO  
HAMILTON TOWNSHIP

## CAREER STATS

Yr	G/S	Rec	Yds	TD	Y/C	LG
2015	12/6	14	163	3	11.6	29
2016	8/1	1	7	0	7.0	7
2017	8/2	8	99	0	12.4	21
2018	5/4	13	118	1	9.1	25
<b>Tot.</b>	<b>33/13</b>	<b>36</b>	<b>387</b>	<b>4</b>	<b>10.8</b>	<b>29</b>

## CAREER HIGHS

Receptions: 8 vs. Florida State, 9/29/18  
 Receiving Yards: 103 vs. Houston, 9/12/15  
 Long Reception: 29 vs. Houston, 9/12/15  
 Touchdowns: 1 (4x) MR vs. Florida State, 9/29/18

## 2018 SEASON NOTES

- Caught a career high eight receptions for 47 yards with a TD versus Florida State
- Earned start against Alabama and caught three passes for 24 yards
- Missed final four games of the 2017 season

## 2018 GAME-BY-GAME

Opponent	Rec.	Yds.	TD	Lg
Alabama	3	24	0	13
Indiana St.	2	47	0	25
W. Kentucky	0	0	0	0
Virginia	0	0	0	0
Florida State	8	47	1	11



## #3 MALIK CUNNINGHAM ■ r-Fr. ■ QB

MONTGOMERY, ALA.  
PARK CROSSING HS

## CAREER STATS

## PASSING

Yr	G/S	C	A	Int	Yds	TD	Pct	Lg	Effic
2018	3/1	22	34	1	198	1	64.7	34	117.5
<b>Tot.</b>	<b>3/1</b>	<b>22</b>	<b>34</b>	<b>1</b>	<b>198</b>	<b>1</b>	<b>64.7</b>	<b>34</b>	<b>117.5</b>

## RUSHING

Yr	G/S	Att	Yds	TD	Y/C	LG
2018	3/0	43	209	1	4.9	19
<b>Tot.</b>	<b>3/0</b>	<b>43</b>	<b>209</b>	<b>1</b>	<b>4.9</b>	<b>19</b>

## CAREER HIGHS

Completions: 10 vs. Western Kentucky, 9/15/18  
 Passing Attempts: 18 vs. Western Kentucky, 9/15/18  
 Passing Yards: 88 vs. Western Kentucky, 9/15/18  
 Passing TDs: 1 vs. Indiana State, 9/8/18  
 Interceptions: 1 vs. Virginia, 9/22/18  
 Long Pass: 34 vs. Indiana State, 9/8/18  
 Rushes: 21 vs. Western Kentucky, 9/15/18  
 Rushing Yards: 129 vs. Western Kentucky, 9/15/18  
 Rushing TDs: 1 vs. Indiana State, 9/8/18  
 Long Rush: 19 vs. Indiana State, 9/8/18

## 2018 SEASON NOTES

- Rushed for 129 yards against Western Kentucky, becoming the fourth QB in school history to achieve the feat (Benny Russell, Jim Wagoner, Lamar Jackson)
- In first collegiate appearance, directed UofL's offense to four scores - including all three offensive touchdowns - in win over Indiana State

## 2018 GAME-BY-GAME

2010 GAME BY GAME										
Opponent	-----Passing-----					-----Rushing-----				
	Comp	Att	Int	Yds	TD	Lg	No.	Yds	TD	LG
Alabama				DNP						
Indiana St.	6	7	0	75	1	34	12	54	1	19
W. Kentucky	10	18	0	88	0	31	21	129	0	17
Virginia	6	9	1	35	0	11	10	26	0	8



#5

## SETH DAWKINS ■ Jr. ■ WR

COLUMBUS, OHIO  
FRANKLIN HEIGHTS HS

## CAREER STATS

## RECEIVING

Yr	G/S	Rec	Yds	TD	Y/C	LG
2016	12/2	11	191	1	17.4	53
2017	12/10	42	642	4	15.3	65
2018	4/1	7	102	0	14.6	47
<b>Tot.</b>	<b>28/13</b>	<b>60</b>	<b>935</b>	<b>5</b>	<b>15.6</b>	<b>65</b>

## RUSHING

Yr	G/S	Att	Yds	TD	Y/C	LG
2016	12/2	1	4	0	4.0	4
2017	12/0	0	0	0	0.0	0
2018	4/0	0	0	0	0.0	0
<b>Tot.</b>	<b>28/2</b>	<b>1</b>	<b>4</b>	<b>0</b>	<b>4.0</b>	<b>4</b>

## KICK RETURN

Yr	G/S	Ret	Yds	TD	Avg/Ret	LG
2016	12/0	14	306	0	21.9	30
2017	12/0	12	255	0	21.2	43
2018	4/0	0	0	0	0.0	0
<b>Tot.</b>	<b>28/0</b>	<b>26</b>	<b>561</b>	<b>0</b>	<b>21.6</b>	<b>43</b>

## CAREER HIGHS

Receptions: 5 (3x) MR vs. Virginia, 11/11/17  
 Receiving Yards: 133 vs. NC State, 10/5/17  
 Receiving TDs: 1 (4x) MR vs. Florida State, 10/21/17  
 Long Reception: 65 vs. NC State, 10/5/17  
 Rushes: 1 vs. Marshall, 9/24/16  
 Rushing Yards: 4 vs. Marshall, 9/24/16  
 Rushing TDs: --  
 Long Rush: 4 vs. Marshall, 9/24/16  
 Kickoff Returns: 5 vs. Clemson, 9/16/17  
 Kickoff Return Yds: 105 vs. Clemson, 9/16/17  
 Long Kickoff Return: 43 vs. Purdue, 9/2/17

## 2018 SEASON NOTES

- ▶ Registered three catches for 68 yards in the start against Alabama
- ▶ Boasts a 19-game streak with at least one reception

## 2018 GAME-BY-GAME

Opponent	-----Receiving-----				-----Kick Returns-----			
	Rec.	Yds.	TD	Lg	No.	Yds	TD	LG
Alabama	3	68	0	47	0	0	0	0
Indiana St.	2	12	0	8	0	0	0	0
W. Kentucky	1	16	0	16	0	0	0	0
Virginia	1	6	0	6	0	0	0	0



#17

## DORIAN ETHERIDGE ■ So. ■ LB

CHARLESTON, W.VA.  
CAPITAL HS

## CAREER STATS

Yr	G/S	S	A	Tot	TFL-Yd	Sk-Yd	FR	FF	Int	PB
2017	13/13	40	43	83	3.0-4	0-0	1-0	0	0-0	2
2018	3/3	7	9	16	1.5-3	0-0	1-0	0	0-0	2
<b>Tot.</b>	<b>16/16</b>	<b>47</b>	<b>52</b>	<b>99</b>	<b>4.5-7</b>	<b>0-0</b>	<b>2-0</b>	<b>0</b>	<b>0-0</b>	<b>4</b>

## SEASON HIGHS

Tackles: 14 vs. Boston College, 10/14/17  
 Tackles for Loss: 2.0 vs. Kent State, 10/28/17  
 Sacks: --  
 Interceptions: --  
 Fumble Recovery: 1 (2x) MR vs. Alabama, 9/1/18  
 Pass Breakups: 1 (3x) MR vs. Alabama, 9/1/18

## 2018 SEASON NOTES

- ▶ Credited with a season high eight tackles in a loss to Florida State.
- ▶ Had four tackles against Indiana State before exiting the game with an injury
- ▶ Recovered second career fumble in the contest against Alabama
- ▶ Finished last season with a team-leading 83 tackles; first freshman to pace the team in tackles since redshirt freshman Hakeem Smith in 2010

## 2018 GAME-BY-GAME

Opponent	Tackles		Sacks	FF-FR-Yds	Int-Yds	PBU	QBH
	UT-AT-TT	TFL-Yds					
Alabama	0-4-4	0-0	0-0	0-1-0	0-0	1	0
Indiana St.	2-2-4	0.5-2	0-0	0-0-0	0-0	0	0
W. Kentucky		DNP					
Virginia		DNP					
Florida State	5-3-8	1-1	0-0	0-0-0	0-0	0	0



#7

## DEZ FITZPATRICK ■ r-So. ■ WR

FARMINGTON HILLS, MICH.  
WATERFORD MOTT HS

## CAREER STATS

Yr	G/S	Rec	Yds	TD	Y/C	LG
2016	redshirt					
2017	13/7	45	699	9	15.5	48
2018	5/3	14	168	1	12.0	23
<b>Tot.</b>	<b>18/10</b>	<b>59</b>	<b>867</b>	<b>10</b>	<b>15.0</b>	<b>48</b>

## CAREER HIGHS

Receptions: 10 vs. NC State, 10/5/17  
 Receiving Yards: 134 vs. NC State, 10/5/17  
 Long Reception: 48 vs. Boston College, 10/14/17  
 Touchdowns: 2 (2x) MR vs. Murray State, 9/30/17

## 2018 SEASON NOTES

- ▶ Recorded four catches for 45 yards and a touchdown against Florida State
- ▶ Had season highs of five catches and 62 yards against Virginia
- ▶ Opened the year with three catches for 40 yards against Alabama

## 2018 GAME-BY-GAME

Opponent	Rec.	Yds.	TD	Lg
Alabama	3	40	0	19
Indiana St.	0	0	0	0
W. Kentucky	2	21	0	17
Virginia	5	62	0	18
Florida State	4	45	1	23





## #90 JARED GOLDWIRE ■ So. ■ DL

TACOMA, WASH.  
FORT SCOTT CC

## CAREER STATS

Yr	G/S	S	A	Tot	TFL-Yd	Sk-Yd	FR	FF	Int	PB
2018	5/4	7	11	18	1-1	0-0	0	0	0-0	0
<b>Tot.</b>	<b>5/4</b>	<b>7</b>	<b>11</b>	<b>18</b>	<b>1-1</b>	<b>0-0</b>	<b>0</b>	<b>0</b>	<b>0-0</b>	<b>0</b>

## 2018 SEASON NOTES

- Blocked a field goal against Western Kentucky, the first player to achieve the feat since Drew Bailey against Purdue on Sept. 2, 2017
- Recorded a season-best five tackles against the Hilltoppers

## SEASON HIGHS

Tackles: 5 (2x) MR vs. Virginia, 9/22/18  
 Tackles for Loss: 1 vs. Florida State, 9/29/18  
 Sacks: --  
 Interceptions: --  
 Pass Breakups: --  
 Blocked Kicks: 1 vs. W. Kentucky, 9/15/18

## 2018 GAME-BY-GAME

Opponent	Tackles		Sacks		FF-FR-Yds	Int-Yds	PBU	QBH
	UT-AT-TT	TFL-Yds	No-Yds	No-Yds				
Alabama	0-2-2	0-0	0-0	0-0-0	0-0	0	0	1
Indiana St.	1-1-2	0-0	0-0	0-0-0	0-0	0	0	2
W. Kentucky	2-3-5	0-0	0-0	0-0-0	0-0	0	0	0
Virginia	2-3-5	0-0	0-0	0-0-0	0-0	0	0	0
Florida State	2-2-4	1-1	0-0	0-0-0	0-0	0	0	0



## #7 JONATHAN GREENARD ■ r-Jr. ■ LB

HIRAM, GA.  
HIRAM HS

## CAREER STATS

Yr	G/S	S	A	Tot	TFL-Yd	Sk-Yd	FR	FF	Int	PB
2015	redshirt									
2016	12/1	8	14	22	7.0-29	2.5-21	0-0	0	1-42	2
2017	13/5	29	19	48	15.5-104	7.0-74	0-0	1	0-0	1
2018	1/1	0	0	0	0-0	0-0	0-0	0	0-0	0
<b>Tot.</b>	<b>26/7</b>	<b>37</b>	<b>33</b>	<b>70</b>	<b>22.5-133</b>	<b>9.5-95</b>	<b>0-0</b>	<b>1</b>	<b>1-42</b>	<b>3</b>

## 2018 SEASON NOTES

- Earned the start against Alabama but exited the game after a first-quarter injury

## 2018 GAME-BY-GAME

Opponent	Tackles		Sacks		FF-FR-Yds	Int-Yds	PBU	QBH
	UT-AT-TT	TFL-Yds	No-Yds	No-Yds				
Alabama	0-0-0	0-0	0-0	0-0-0	0-0	0	0	0
Indiana St.		DNP						
W. Kentucky		DNP						
Virginia		DNP						

## CAREER HIGHS

Tackles: 9 vs. Boston College, 10/14/17  
 Tackles for Loss: 3.0 vs. North Carolina, 9/9/17  
 Sacks: 2.0 vs. Kent State, 9/23/17  
 Interceptions: 1 vs. NC State, 10/22/16  
 Passes Breakups: 1 (3x) MR vs. Clemson, 9/16/17



## #19 HASSAN HALL ■ Fr. ■ RB

ATLANTA, GA.  
MAYNARD JACKSON HS

## CAREER STATS

## RECEIVING

Yr	G/S	Rec	Yds	TD	Y/C	LG
2018	5/1	0	0	0	-	-
<b>Tot.</b>	<b>5/1</b>	<b>0</b>	<b>0</b>	<b>0</b>	<b>-</b>	<b>-</b>

## RUSHING

Yr	G/S	Att	Yds	TD	Y/C	LG
2018	5/1	18	90	0	5.0	14
<b>Tot.</b>	<b>5/1</b>	<b>18</b>	<b>90</b>	<b>0</b>	<b>5.0</b>	<b>14</b>

## KICK RETURN

Yr	G/S	Ret	Yds	TD	Avg/Ret	LG
2018	5/1	6	157	0	26.2	61
<b>Tot.</b>	<b>5/1</b>	<b>6</b>	<b>157</b>	<b>0</b>	<b>26.2</b>	<b>61</b>

## HIGH SCHOOL NOTES

- Rushed 11 times for 57 yards versus Florida State
- Three-star athlete according to ESPN
- Finished senior season with 93 carries for 728 yards rushing and five TDs
- Totaled 98 tackles, three interceptions, and 10 fumble recoveries as a senior

## 2018 GAME-BY-GAME

Opponent	-----Rushing-----				-----Kick Returns-----			
	No.	Yds.	TD	Lg	No.	Yds	TD	LG
Alabama	2	4	0	3	1	61	0	61
Indiana St.	4	19	0	9	0	0	0	0
W. Kentucky	1	10	0	10	1	19	0	19
Virginia	0	0	0	0	2	30	0	30
Florida State	11	57	0	14	2	47	0	27

## CAREER HIGHS

Rushes: 11 vs. Florida State, 9/29/18  
 Rushing Yards: 57 vs. Florida State, 9/29/18  
 Rushing TDs: -  
 Long Rush: 14 vs. Florida State, 9/29/18



## #10 JAVIAN HAWKINS ■ Fr. ■ RB

TITUSVILLE, FLA.  
COCOA HS

### CAREER STATS

#### RECEIVING

Yr	G/S	Rec	Yds	TD	Y/C	LG
2018	2/0	1	4	0	4.0	4
<b>Tot.</b>	<b>2/0</b>	<b>1</b>	<b>4</b>	<b>0</b>	<b>4.0</b>	<b>4</b>

#### RUSHING

Yr	G/S	Att	Yds	TD	Y/C	LG
2018	2/0	1	7	0	7.0	7
<b>Tot.</b>	<b>2/0</b>	<b>1</b>	<b>7</b>	<b>0</b>	<b>7.0</b>	<b>7</b>

### HIGH SCHOOL NOTES

- No. 21 all-purpose back in the nation, according to 247Sports
- Capped career with over 4,000 yards rushing and more than 40 TDs
- Caught 22 passes for 509 yards and seven touchdowns as a senior

### 2018 GAME-BY-GAME

Opponent	No.	Rushing			Kick Returns			
		Yds.	TD	Lg	No.	Yds	TD	LG
Alabama		DNP						
Indiana St.	1	7	0	7	1	4	0	4
W. Kentucky		DNP						
Virginia	0	0	0	0	0	0	0	0



## #5 ROBERT HICKS ■ Fr. ■ LB

MIAMI, FLA.  
MIAMI CENTRAL HS

### CAREER STATS

Yr	G/S	S	A	Tot	TFL-Yd	Sk-Yd	FR	FF	Int	PB
2018	3/1	5	6	11	0.5-0	0.5-0	0	0	0-0	0
<b>Tot.</b>	<b>3/1</b>	<b>5</b>	<b>6</b>	<b>11</b>	<b>0.5-0</b>	<b>0.5-0</b>	<b>0</b>	<b>0</b>	<b>0-0</b>	<b>0</b>

### 2018 SEASON NOTES

- Paced the defense with 11 tackles, the first true freshman to lead the unit since Dorian Etheridge against Syracuse in 2017
- Earned first collegiate start in place of Dorian Etheridge against Western Kentucky

### 2018 GAME-BY-GAME

Opponent	Tackles		Sacks	FF-FR-Yds	Int-Yds	PBU	QBH
	UT-AT-TT	TFL-Yds					
Alabama	0-0-0	0-0	0-0	0-0-0	0-0	0	0
Indiana St.	0-0-0	0-0	0-0	0-0-0	0-0	0	0
W. Kentucky	5-6-11	0.5-0	0.5-0	0-0-0	0-0	0	0
Virginia		DNP					



## #8 JARRETT JACKSON ■ Fr. ■ DE

WEST PALM BEACH, FLA.  
PALM BEACH GARDENS HS

### CAREER STATS

Yr	G/S	S	A	Tot	TFL-Yd	Sk-Yd	FR	FF	Int	PB
2018	5/0	6	7	13	2.0-19	2.0-19	0	1	0-0	0
<b>Tot.</b>	<b>5/0</b>	<b>6</b>	<b>7</b>	<b>13</b>	<b>2.0-19</b>	<b>2.0-19</b>	<b>0</b>	<b>1</b>	<b>0-0</b>	<b>0</b>

### 2018 SEASON NOTES

- Collected first career sack, producing the 10-yard loss against Indiana State; also had first career forced fumble

### 2018 GAME-BY-GAME

Opponent	Tackles		Sacks	FF-FR-Yds	Int-Yds	PBU	QBH
	UT-AT-TT	TFL-Yds					
Alabama	1-4-5	0-0	0-0	0-0-0	0-0	0	0
Indiana St.	1-3-4	1.0-10	1.0-10	1-0-0	0-0	0	0
W. Kentucky	3-0-3	1.0-9	1.0-9	0-0-0	0-0	0	0
Virginia	0-0-0	0-0	0-0	0-0-0	0-0	0	0
Florida State	1-0-1	0-0	0-0	0-0-0	0-0	0	0

### CAREER HIGHS

Tackles: 5 vs. Alabama, 9/1/18  
Tackles for Loss: 1.0 (2x) MR vs. Western Kentucky, 9/15/18  
Sacks: 1.0 (2x) MR vs. Western Kentucky, 9/15/18  
Interceptions: --  
Forced Fumble: 1 vs. Indiana State, 9/8/18  
Fumble Recovery: --



## #2 CHANDLER JONES ■ Fr. ■ CB

MIAMI, FLA.  
MIAMI CENTRAL HS

### CAREER STATS

Yr	G/S	S	A	Tot	TFL-Yd	Sk-Yd	FR	FF	Int	PB
2018	4/1	6	2	8	0-0	0-0	0	0	0-0	0
<b>Tot.</b>	<b>4/1</b>	<b>6</b>	<b>2</b>	<b>8</b>	<b>0-0</b>	<b>0-0</b>	<b>0</b>	<b>0</b>	<b>0-0</b>	<b>0</b>

### 2018 SEASON NOTES

- Made a season-high four stops against Western Kentucky
- Earned first collegiate start, with the nod against Indiana State

### 2018 GAME-BY-GAME

Opponent	Tackles		Sacks	FF-FR-Yds	Int-Yds	PBU	QBH
	UT-AT-TT	TFL-Yds					
Alabama	1-0-1	0-0	0-0	0-0-0	0-0	0	0
Indiana St.	1-0-1	0-0	0-0	0-0-0	0-0	0	0
W. Kentucky	2-2-4	0-0	0-0	0-0-0	0-0	0	0
Virginia	2-0-2	0-0	0-0	0-0-0	0-0	0	0



## #28 MASON KING ■ r-Jr. ■ P

LOUISVILLE, KY.  
ST. XAVIER HS

## CAREER STATS

Yr	G/S	Punts	Yds	Avg	In-20	50+	TB	Lg
2015		redshirt						
2016	13/0	55	2413	43.9	16	14	1	60
2017	13/0	43	1887	43.9	10	10	2	58
2018	5/0	30	1283	42.8	9	4	1	64
<b>Tot.</b>	<b>31/0</b>	<b>128</b>	<b>5583</b>	<b>43.6</b>	<b>35</b>	<b>28</b>	<b>4</b>	<b>64</b>

## CAREER HIGHS

Punts: 8 (3x) MR vs. Alabama, 9/1/18  
 Punting Yards: 404 vs. LSU, 12/31/16  
 Punting Average: 51.7 vs. Syracuse, 11/18/17  
 Long Punt: 64 vs. Indiana State, 9/8/18

## 2018 SEASON NOTES

- Owns a career 43.6-yard average, which ranks first in school history
- Needs 15 punting yards to move to 10th on the school's career list
- Booted a career-long 64-yard punt against Indiana State and landed three inside the 20
- Matched a career high with eight punts against Alabama, averaging 43.2 yards per boot

## 2018 GAME-BY-GAME

Opponent	Punts	Yds	Avg	Lg	Blkd	TB	I20
Alabama	8	346	43.2	58	0	0	0
Indiana St.	6	279	46.5	64	0	0	3
W. Kentucky	5	203	40.6	43	0	0	2
Virginia	4	176	44.0	52	0	0	1
Florida State	7	279	39.9	49	0	1	3



## #1 P.J. MBANASOR ■ r-Jr. ■ CB

PFLUGERVILLE, TEXAS  
OKLAHOMA

## CAREER STATS

Yr	G/S	S	A	Tot	TFL-Yd	Sk-Yd	FR	FF	Int	PB
2015	10/2	5	2	7	0-0	0-0	0	0	0	1
2016		redshirt								
2017		redshirt								
2018	5/2	8	4	12	0-0	0-0	0	0	0	0
<b>Tot.</b>	<b>15/4</b>	<b>13</b>	<b>6</b>	<b>19</b>	<b>0-0</b>	<b>0-0</b>	<b>0</b>	<b>0</b>	<b>0</b>	<b>1</b>

## 2018 SEASON NOTES

- Paced the defense with nine tackles against Alabama

## 2018 GAME-BY-GAME

Opponent	Tackles		Sacks		FF-FR-Yds	Int-Yds	PBU	QBH
	UT-AT-TT	TFL-Yds	No-Yds	FF-FR-Yds				
Alabama	6-3-9	0-0	0-0	0-0-0	0-0	0	0	0
Indiana St.	0-1-1	0-0	0-0	0-0-0	0-0	0	0	0
W. Kentucky	2-0-2	0-0	0-0	0-0-0	0-0	0	0	0
Virginia	0-0-0	0-0	0-0	0-0-0	0-0	0	0	0
Florida State	0-0-0	0-0	0-0	0-0-0	0-0	0	0	0



## #4 JAWON PASS ■ r-So. ■ QB

COLUMBUS, GA.  
CARVER HS

## CAREER STATS

## PASSING

Yr	G/S	C	A	Int	Yds	TD	Pct	Lg	Effic
2016		redshirt							
2017	6/0	23	33	0	238	2	69.7	31	150.3
2018	5/4	62	120	7	760	4	51.7	53	104.2
<b>Tot.</b>	<b>11/3</b>	<b>85</b>	<b>153</b>	<b>7</b>	<b>998</b>	<b>6</b>	<b>55.5</b>	<b>53</b>	<b>113.3</b>

## RUSHING

Yr	G/S	Att	Yds	TD	Y/C	LG
2016		redshirt				
2017	6/0	13	62	1	4.8	34
2018	5/4	29	-6	1	-1.2	16
<b>Tot.</b>	<b>11/4</b>	<b>42</b>	<b>56</b>	<b>1</b>	<b>1.3</b>	<b>34</b>

## CAREER HIGHS

Completions: 24 vs. Florida State, 9/29/18  
 Passing Attempts: 45 vs. Florida State, 9/29/18  
 Passing Yards: 306 vs. Florida State, 9/29/18  
 Passing TDs: 2 (2x) vs. Florida State, 9/29/18  
 Interceptions: 2 (2x) vs. Florida State, 9/29/18  
 Long Pass: 53 vs. Florida State, 9/29/18  
 Rushes: 11 vs. Florida State, 9/29/18  
 Rushing Yards: 36 vs. Murray State, 9/30/17  
 Rushing TDs: 1 (2x) vs. Florida State, 9/29/18  
 Long Rush: 34 vs. Murray State, 9/30/17

## 2018 SEASON NOTES

- Threw for a career high 306 yards and two touchdowns in a loss to Florida State
- Made first collegiate start against Alabama, throwing for 252 yards and two touchdowns
- Compiled the most passing yards against Alabama since the Crimson Tide's 2016 loss to Clemson in the national championship

## 2018 GAME-BY-GAME

Opponent	-----Passing-----				-----Rushing-----			
	Comp-Att-Int	Yds	TD	Lg	No.	Yds	TD	LG
Alabama	20-39-2	252	2	47	8	0	0	11
Indiana St.	8-14-1	89	0	25	5	9	0	9
W. Kentucky	0-3-1	0	0	0	2	-2	0	4
Virginia	10-19-1	113	0	18	3	1	0	6
Florida State	24-45-2	306	2	53	11	-14	1	16

#30 **KHANE PASS** ■ r-Jr. ■ SCOLUMBUS, GA.  
CARVER HS**CAREER STATS**

Yr	G/S	S	A	Tot	TFL-Yd	Sk-Yd	FR	FF	Int	PB
2015		redshirt								
2016	10/1	11	8	19	1.5-2	0-0	0-0	0	0-0	1
2017	13/5	22	16	38	3.0-16	0-0	0-0	1	1-40	1
2018	5/5	11	9	20	0-0	0-0	0-0	0	0-0	1
<b>Tot.</b>	<b>28/11</b>	<b>44</b>	<b>33</b>	<b>77</b>	<b>4.5-18</b>	<b>0-0</b>	<b>0-0</b>	<b>1</b>	<b>1-40</b>	<b>3</b>

**2018 SEASON NOTES**

- Tallied a career-best seven tackles against Western Kentucky
- Had four stops and one pass breakup against Alabama

**2018 GAME-BY-GAME**

Opponent	Tackles		Sacks		FF-FR-Yds	Int-Yds	PBU	QBH
	UT-AT-TT	TFL-Yds	No-Yds					
Alabama	3-1-4	0-0	0-0	0-0-0	0-0	1	0	
Indiana St.	1-3-4	0-0	0-0	0-0-0	0-0	0	0	
W. Kentucky	3-4-7	0-0	0-0	0-0-0	0-0	0	0	
Virginia	1-0-1	0-0	0-0	0-0-0	0-0	0	0	
Florida State	3-1-4	0-0	0-0	0-0-0	0-0	0	0	

**CAREER HIGHS**

Tackles: 7 vs. Western Kentucky, 9/15/18  
 Tackles for Loss: 1.0 (3x) MR vs. Kent State, 9/23/17  
 Sacks: --  
 Interceptions: 1 vs. Syracuse, 11/18/17  
 Fumble Recovery: 1 vs. Kent State, 9/23/17  
 Pass Breakups: 1 (3x) MR vs. Alabama, 9/1/18

#86 **DEVANTE PEETE** ■ r-Jr. ■ WRPOMPANO BEACH, FLA.  
ST. THOMAS AQUINAS HS**CAREER STATS**

Yr	G/S	Rec	Yds	TD	Y/C	LG
2015	13/0	12	166	1	13.8	37
2016	13/0	4	70	0	17.5	35
2017		redshirt				
2018	5/4	9	115	0	12.8	27
<b>Tot.</b>	<b>31/4</b>	<b>25</b>	<b>351</b>	<b>1</b>	<b>14.0</b>	<b>37</b>

**2018 SEASON NOTES**

- Matched a career high with three receptions in the win against Indiana State
- Tore ACL in second week of fall camp in 2017 and was forced to miss season

**2018 GAME-BY-GAME**

Opponent	Rec.	Yds.	TD	Lg
Alabama	1	15	0	15
Indiana St.	3	32	0	15
W. Kentucky	2	17	0	9
Virginia	1	11	0	11
Florida State	2	40	0	27

**CAREER HIGHS**

Receptions: 3 (2x) MR vs. Indiana State, 9/8/18  
 Receiving Yards: 60 vs. Auburn, 9/5/15  
 Long Reception: 37 vs. Clemson, 9/17/15  
 Touchdowns: 1 vs. NC State, 10/3/15

#98 **TABARIUS PETERSON** ■ r-So. ■ LBTUCKER, GA.  
TUCKER HS**CAREER STATS**

Yr	G/S	S	A	Tot	TFL-Yd	Sk-Yd	FR	FF	Int	PB
2016		redshirt								
2017	13/0	9	9	18	0-0	0-0	0-0	1	0-0	1
2018	5/4	14	12	26	4.0-17	0.5-4	0-0	0	0-0	1
<b>Tot.</b>	<b>17/3</b>	<b>22</b>	<b>19</b>	<b>41</b>	<b>4.0-17</b>	<b>0.5-4</b>	<b>0-0</b>	<b>1</b>	<b>0-0</b>	<b>2</b>

**2018 SEASON NOTES**

- Logged a career-best nine tackles against Western Kentucky
- Made three tackles in the contest against Alabama

**2018 GAME-BY-GAME**

2010 GAME BY

Opponent	Tackles		Sacks		FF-FR-Yds	Int-Yds	PBU	QBH
	UT-AT-TT	TFL-Yds	No-Yds					
Alabama	1-2-3	0-0	0-0	0-0-0	0-0	0	0	
Indiana St.	5-3-8	1.0-1	0-0	0-0-0	0-0	1	0	
W. Kentucky	6-3-9	1.0-4	0-0	0-0-0	0-0	0	0	
Virginia	1-2-3	1.0-5	0.5-4	0-0-0	0-0	0	0	
Florida State	3-1-4	1-7	0-0	0-0-0	0-0	0	0	

**CAREER HIGHS**

Tackles: 9 vs. Western Kentucky, 9/15/18  
 Tackles for Loss: 1.0 (4x) MR: vs. Florida State, 9/29/18  
 Sacks: 0.5 vs. Virginia, 9/22/18  
 Interceptions: --  
 Pass Breakups: 1 (2x) MR vs. Indiana State, 9/8/18  
 Forced Fumbles: 1 vs. Purdue, 9/2/17

#14 **MARCUS RILEY** ■ Fr. ■ WRTALLAHASSEE, FLA.  
RICKARDS HS**CAREER STATS**

Yr	G/S	Rec	Yds	TD	Y/C	LG
2018	3/0	2	4	0	2.0	6
<b>Tot.</b>	<b>3/0</b>	<b>2</b>	<b>4</b>	<b>0</b>	<b>2.0</b>	<b>6</b>

**HIGH SCHOOL NOTES**

- Four-star prospect according to ESPN
- Rated as the No. 20 athlete in Florida by ESPN
- Threw for more than 3,500 yards in career at same high school as current assistant coach Kolby Smith

**2018 GAME-BY-GAME**

Opponent	Rec.	Yds.	TD	Lg
Alabama		DNP		
Indiana St.	1	6	0	6
W. Kentucky	0	0	0	0
Virginia	1	-2	0	0

#94 **G.G. ROBINSON** ■ r-Jr. ■ DLLILBURN, GA.  
PARKVIEW HS**CAREER STATS**

Yr	G/S	S	A	Tot	TFL-Yd	Sk-Yd	FR	FF	Int	PB
2015		redshirt								
2016	9/0	2	0	2	0-0	0-0	0-0	0	0-0	0
2017	13/6	8	20	28	3.0-6	0-0	0-0	0	0-0	1
2018	5/5	10	6	16	2.0-16	2.0-16	0-0	0	0-0	0
<b>Tot.</b>	<b>27/11</b>	<b>20</b>	<b>26</b>	<b>46</b>	<b>5.0-22</b>	<b>2.0-16</b>	<b>0-0</b>	<b>0</b>	<b>0-0</b>	<b>1</b>

**2018 SEASON NOTES**

- Registered first career sack in the first quarter against Alabama

**2018 GAME-BY-GAME**

Opponent	Tackles		Sacks		FF-FR-Yds	Int-Yds	PBU	QBH
	UT-AT-TT	TFL-Yds	No-Yds	No-Yds				
Alabama	3-1-4	1.0-6	1.0-6	0-0-0	0-0	0	0	0
Indiana St.	4-1-5	0-0	0-0	0-0-0	0-0	0	0	0
W. Kentucky	1-1-2	1.0-10	1.0-10	0-0-0	0-0	0	1	1
Virginia	2-1-3	0-0	0-0	0-0-0	0-0	0	0	0
Florida State	0-2-2	0-0	0-0	0-0-0	0-0	0	0	0

**CAREER HIGHS**

Tackles: 6 vs. NC State, 10/5/17  
 Tackles for Loss: 1.5 vs. Purdue, 9/2/17  
 Sacks: 1.0 (2x) MR: vs. Western Kentucky, 9/15/18  
 Interceptions: --  
 Pass Breakups: 1 vs. Murray State, 9/30/17

#11 **DEE SMITH** ■ Sr. ■ SFLORENCE, ALA.  
FLORENCE HS**CAREER STATS**

Yr	G/S	S	A	Tot	TFL-Yd	Sk-Yd	FR	FF	Int	PB
2015	6/0	2	5	7	0-0	0-0	0-0	0	1-0	0
2016	12/3	31	11	42	1.0-1	0-0	0-0	0	0-0	1
2017	12/5	33	20	53	1.0-2	0-0	0-0	0	1-45	1
2018	5/4	16	16	32	1.5-4	0.5-3	0-0	0	0-0	1
<b>Tot.</b>	<b>35/12</b>	<b>82</b>	<b>52</b>	<b>134</b>	<b>3.5-6</b>	<b>0.5-3</b>	<b>0-0</b>	<b>0</b>	<b>2-45</b>	<b>3</b>

**2018 SEASON NOTES**

- Tallied seven tackles versus Florida State
- Tallied a season-best eight stops against Virginia, including 1.0 tackle for loss
- Made seven tackles against Western Kentucky before leaving the game with an injury
- Logged six tackles, including 0.5 for loss, against Alabama

**2018 GAME-BY-GAME**

Opponent	Tackles		Sacks		FF-FR-Yds	Int-Yds	PBU	QBH
	UT-AT-TT	TFL-Yds	No-Yds	No-Yds				
Alabama	2-4-6	0.5-1	0-0	0-0-0	0-0	0	0	1
Indiana St.	1-3-4	0-0	0-0	0-0-0	0-0	1	0	0
W. Kentucky	5-2-7	0-0	0-0	0-0-0	0-0	0	0	0
Virginia	2-6-8	1.0-3	0.5-3	0-0-0	0-0	0	0	0
Florida State	6-1-7	0-0	0-0	0-0-0	0-0	0	0	0

**CAREER HIGHS**

Tackles: 11 vs. Mississippi State, 12/30/17  
 Tackles for Loss: 1.0 (3x) MR: vs. Virginia, 9/22/18  
 Sacks: 0.5 vs. Virginia, 9/22/18  
 Interceptions: 1 (2x) MR vs. Virginia, 11/11/17  
 Pass Breakups: 1 (3x) MR vs. Indiana State, 9/8/18

#9 **JAYLEN SMITH** ■ Sr. ■ WRPASCAGOULA, MISS.  
PASCAGOULA HS**CAREER STATS**

Yr	G/S	Rec	Yds	TD	Y/C	LG
2015	13/10	29	376	1	13.0	55
2016	13/5	27	599	6	22.2	74
2017	10/10	60	980	7	16.3	75
2018	5/4	13	224	2	17.2	42
<b>Tot.</b>	<b>41/29</b>	<b>129</b>	<b>2179</b>	<b>16</b>	<b>16.8</b>	<b>75</b>

**2018 SEASON NOTES**

- Became the 11th player in school history to reach 2,000 career receiving yards
- Ranks 10th on the school's career list for receiving yards; needs 17 to overtake Joshua Tinch (2002-05, 2,195 yards) for ninth
- Has six 100-yard receiving games; tying Jamie Asher (1991-94) for 10th on the school's career list
- Owns 16 receiving touchdowns and is tied with Mario Urrutia (2005-07) for eighth on the school's career list
- Voted an all-ACC first team last year
- Boasts a 16.9 career yards per reception average, ranking fourth in school history with a 100-catch minimum


**CAREER HIGHS**

Receptions: 9 vs. North Carolina, 9/9/17  
 Receiving Yards: 183 vs. North Carolina, 9/9/17  
 Receiving TDs: 2 vs. Virginia, 11/11/17  
 Long Reception: 75 vs. North Carolina, 9/9/17

**2018 GAME-BY-GAME**

Opponent	Rec.	Yds.	TD	Lg
Alabama	1	22	0	22
Indiana St.	2	38	1	34
W. Kentucky	3	38	0	31
Virginia	2	26	0	15
Florida State	5	100	0	42





## #34 JEREMY SMITH ■ r-Sr. ■ RB

HAMMOND, CALIF.  
FRESNO CITY CC

## CAREER STATS

## RUSHING

Yr	G/S	Att	Yds	TD	Y/C	LG
2015	12/3	60	270	3	4.5	49
2016	13/0	57	382	8	6.7	80
2017	1/0	5	8	0	1.6	5
2018	4/0	17	65	0	4.2	21
<b>Tot.</b>	<b>30/3</b>	<b>139</b>	<b>725</b>	<b>11</b>	<b>5.3</b>	<b>80</b>

## RECEIVING

Yr	G/S	Rec	Yds	TD	Y/C	LG
2015	12/3	2	19	0	9.5	11
2016	13/0	18	227	1	12.6	30
2017	1/0	0	0	0	0	0
2018	4/0	4	15	0	3.8	8
<b>Tot.</b>	<b>30/3</b>	<b>24</b>	<b>261</b>	<b>1</b>	<b>10.9</b>	<b>30</b>

## CAREER HIGHS

Rushes: 14 vs. NC State, 10/22/16  
 Rushing Yards: 97 vs. Duke, 10/14/16  
 Rushing TDs: 2 (2x) MR vs. NC State, 10/22/16  
 Long Rush: 80 vs. Duke, 10/14/16  
 Receptions: 4 vs. Clemson, 10/1/16  
 Receiving Yards: 54 vs. Clemson, 10/1/16  
 Receiving TDs: 1 vs. Charlotte, 9/1/16  
 Long Reception: 30 vs. NC State, 10/22/16

## 2018 SEASON NOTES

► Made first appearance of the season in Indiana State game, rushing six times for 56 yards

## 2017 GAME-BY-GAME

Opponent	No.	-----Rushing-----			Lg	-----Receiving-----			
		Yds.	TD	DNP		No.	Yds	TD	LG
Alabama				DNP					
Indiana St.	6	56	0		21	1	8	0	8
W. Kentucky	2	-2	0		0	1	-4	0	0
Virginia	7	9	0		5	2	11	0	8
Florida State	2	2	0		3	0	0	0	0



## #4 TRESEAN SMITH ■ So. ■ S

HAMILTON, OHIO  
LASALLE HS

## CAREER STATS

Yr	G/S	S	A	Tot	TFL-Yd	Sk-Yd	FR	FF	Int	PB
2017	13/3	20	14	34	4.0-15	1.0-8	0-0	0	2-0	1
2018	5/1	12	5	17	0-0	0-0	0-0	1	0-0	1
<b>Tot.</b>	<b>18/4</b>	<b>32</b>	<b>19</b>	<b>51</b>	<b>4.0-15</b>	<b>1.0-8</b>	<b>0-0</b>	<b>1</b>	<b>2-0</b>	<b>2</b>

## CAREER HIGHS

Tackles: 6 (2x) MR: vs. Western Kentucky, 9/15/18  
 Tackles for Loss: 2.0 (2x) MR vs. Boston College, 10/14/17  
 Sacks: 1.0 vs. Boston College, 10/14/17  
 Interceptions: 1 (2x) MR vs. Boston College, 10/14/17  
 Pass Breakups: 1 (2x) MR: vs. Western Kentucky, 9/15/18  
 Forced Fumbles: 1 vs. Alabama, 9/1/18

## 2018 SEASON NOTES

► Matched career high with six tackles against Western Kentucky  
 ► Made two stops against Alabama and forced first career fumble

## 2018 GAME-BY-GAME

Opponent	Tackles		Sacks	FF-FR-Yds	Int-Yds	PBU	QBH
	UT-AT-TT	TFL-Yds	No-Yds				
Alabama	2-0-2	0-0	0-0	1-0-0	0-0	0	0
Indiana St.	2-1-3	0-0	0-0	0-0-0	0-0	0	0
W. Kentucky	3-3-6	0-0	0-0	0-0-0	0-0	1	0
Virginia	3-1-4	0-0	0-0	0-0-0	0-0	0	0
Florida State	2-0-2	0-0	0-0	0-0-0	0-0	0	0



## #12 TREY SMITH ■ r-Jr. ■ RB

MADISON, MISS.  
MADISON CENTRAL HS

## CAREER STATS

## RUSHING

Yr	G/S	Att	Yds	TD	Y/C	LG
2015	redshirt					
2016	13/0	11	28	0	2.5	7
2017	11/0	21	124	0	5.9	20
2018	4/1	24	105	0	4.4	15
<b>Tot.</b>	<b>28/1</b>	<b>56</b>	<b>257</b>	<b>0</b>	<b>4.6</b>	<b>20</b>

## RECEIVING

Yr	G/S	Rec	Yds	TD	Y/C	LG
2015	redshirt					
2016	13/0	0	0	0	0	0
2017	11/0	1	4	0	4.0	4
2018	4/1	5	56	0	11.2	27
<b>Tot.</b>	<b>28/1</b>	<b>6</b>	<b>60</b>	<b>0</b>	<b>10.0</b>	<b>27</b>

## CAREER HIGHS

Rushes: 14 vs. Florida State, 9/29/18  
 Rushing Yards: 70 vs. Florida State, 9/29/18  
 Rushing TDs: -  
 Long Rush: 20 vs. Kentucky, 11/25/17  
 Receptions: 2 vs. Alabama, 9/1/18  
 Receiving Yards: 31 vs. Alabama, 9/1/18  
 Long Reception: 27 vs. Alabama, 9/1/18

## 2018 SEASON NOTES

► Carried a career high 14 times for 70 yards versus Florida State  
 ► Earned first career start, getting the nod at running back against Alabama; finished with 48 all-purpose yards

## 2018 GAME-BY-GAME

Opponent	No.	-----Rushing-----			Lg	-----Receiving-----			
		Yds.	TD	DNP		Rec.	Yds	TD	LG
Alabama	4	11	0		7	2	31	0	7
Indiana St.	0	0	0		0	0	0	0	0
W. Kentucky				DNP					
Virginia	6	24	0		11	3	25	0	17
Florida State	14	70	0		15	0	0	0	0



## #82 KEION WAKEFIELD ■ r-So. ■ WR

LOUISVILLE, KY.  
MALE HS

## CAREER STATS

Yr	G/S	Rec	Yds	TD	Y/C	LG
2018	4/0	0	0	0	0.0	0

## UofL NOTES

- Injured knee during fall camp in 2017 and missed entire season
- Received a redshirt for the 2016 campaign
- Arrived at UofL as a three-star prospect by Rivals and Scout



## #25 DAE WILLIAMS ■ r-So. ■ RB

SAPULPA, OKLA.  
SAPULPA HS

## CAREER STATS

## RUSHING

Yr	G/S	Att	Yds	TD	Y/C	LG
2017	6/0	38	235	3	6.2	44
2018	4/1	22	71	2	3.2	21
<b>Tot.</b>	<b>10/1</b>	<b>60</b>	<b>306</b>	<b>5</b>	<b>5.1</b>	<b>44</b>

## RECEIVING

Yr	G/S	Rec	Yds	TD	Y/C	LG
2017	6/0	2	17	0	8.5	10
2018	4/0	2	-1	0	-0.5	0
<b>Tot.</b>	<b>10/0</b>	<b>4</b>	<b>16</b>	<b>0</b>	<b>4.0</b>	<b>10</b>

## 2018 SEASON NOTES

- Registered first two-score game of career, rushing for a pair of touchdowns against Western Kentucky
- Had a team-leading nine carries against Alabama

## 2018 GAME-BY-GAME

Opponent	-----Rushing-----				-----Receiving-----			
	No.	Yds.	TD	Lg	Rec.	Yds	TD	LG
Alabama	9	6	0	4	1	-1	0	0
Indiana St.	1	1	0	1	0	0	0	0
W. Kentucky	9	58	2	21	1	0	0	0
Virginia	3	6	0	6	0	0	0	0

## CAREER HIGHS

Rushes:	15 vs. Virginia, 11/11/17
Rushing Yards:	88 vs. Virginia, 11/11/17
Rushing TDs:	2 vs. Western Kentucky, 9/15/18
Long Rush:	44 vs. Kentucky, 11/25/17
Receptions:	1 (2x) MR vs. Kentucky, 11/25/17
Receiving Yards:	10 vs. Kentucky, 11/25/17
Long Reception:	10 vs. Kentucky, 11/25/17



## #33 COLIN WILSON ■ r-Fr. ■ RB

GREEN COVE SPRINGS, FLA.  
CLAY HS

## CAREER STATS

## RUSHING

Yr	G/S	Att	Yds	TD	Y/C	LG
2017	3/0	6	69	0	11.5	21
2018	3/2	11	60	0	5.5	26
<b>Tot.</b>	<b>6/2</b>	<b>17</b>	<b>129</b>	<b>0</b>	<b>7.6</b>	<b>26</b>

## RECEIVING

Yr	G/S	Rec	Yds	TD	Y/C	LG
2017	3/0	2	15	0	7.5	8
2018	3/0	0	0	0	-	-
<b>Tot.</b>	<b>6/0</b>	<b>2</b>	<b>15</b>	<b>0</b>	<b>7.5</b>	<b>8</b>

## 2018 SEASON NOTES

- Earned first career start and had 52 yards rushing against Indiana State
- Returning from an ACL injury sustained last season against Murray State

## 2018 GAME-BY-GAME

Opponent	-----Rushing-----				-----Receiving-----			
	No.	Yds.	TD	Lg	No.	Yds	TD	LG
Alabama	2	6	0	6	0	0	0	0
Indiana St.	7	52	0	26	0	0	0	0
W. Kentucky	2	2	0	3	0	0	0	0
Virginia		DNP						

## CAREER HIGHS

Rushes:	7 vs. Indiana State, 9/8/18
Rushing Yards:	52 vs. Indiana State, 9/8/18
Rushing TDs:	-
Long Rush:	26 vs. Indiana State, 9/8/18
Receptions:	1 (2x) MR vs. Murray State, 9/30/17
Receiving Yards:	8 vs. Kent State, 9/30/17
Long Reception:	8 vs. Kent State, 9/30/17