



# GEORGIA TECH<sup>®</sup>

## GOLF

### 2018-19 INFORMATION GUIDE



**James Clark**

r-Senior • Columbus, Ga.

**Will Dickson**

r-Freshman • Providence, R.I.

**Bartley Forrester**

Freshman • Gainesville, Ga.

**Connor Howe**

Freshman • Ogden, Utah

**Luka Karaulic**

Freshman • Dacula, Ga.

**Noah Norton**

Sophomore • Chico, Calif.

**Andy Ogletree**

Junior • Little Rock, Miss.

**Luke Schniederjans**

Junior • Powder Springs, Ga.

**Anton Serafini**

Junior • Lake Mary, Fla.

**Ben Smith**

r-Freshman • Novi, Mich.

**Tyler Strafaci**

Junior • Davie, Fla.

**Bruce Heppler**

Head Coach

**Drew McGee**

Assistant Coach





## Quick Facts

|   |                                 |
|---|---------------------------------|
| Official Name   | Georgia Institute of Technology |
| Location  | Atlanta, Ga.                    |
| Founded   | 1885                            |
| Enrollment  | 29,000                          |
| Colors  | Old Gold and White              |
| Nicknames   | Yellow Jackets, Rambling Wreck  |
| Official Athletics Website  | Ramblinwreck.com                |
| Conference  | Atlantic Coast (ACC)            |
| President   | Dr. G.P. "Bud" Peterson         |
| Director of Athletics   | Todd Stansbury                  |
| Faculty Athletics Rep.  | Dr. Charles Isbell              |
| Head Coach  | Bruce Heppler (24th year)       |
| Office Phone  | (404) 894-0961                  |
| Email   | bheppler@athletics.gatech.edu   |
| Assistant Coach   | Drew McGee (3rd year)           |
| Office Phone  | (404) 894-4423                  |
| Email   | dmcgee@athletics.gatech.edu     |
| Lettermen Returning/Lost  | 5/4                             |
| 2018 ACC Finish   | 1st                             |
| 2018 NCAA Regional Finish   | 6th                             |
| 2018 NCAA Finals  | n/a                             |
| ACC Championships   | 17                              |
| (1985-91-92-93-94-99-2001-02-06-07-09-10-11-12-14-15-18)  |                                 |
| NCAA Regional Championships   | Five                            |
| (1991-98-99-2002-15)  |                                 |
| NCAA Top-8 Finishes   | 17                              |
| Highest NCAA Finish   | 2nd in 1993, 2000, 2002, 2005   |
| NCAA Finals Appearances   | 28                              |
| (1947-85-86-87-88-89-90-91-92-93-94-95-98-99-2000-01-02-03-04-05-06-07-08-09-10-11-12-13-14-15) |                                 |
| All-America Honorees  | 63                              |

## Communications / Social Media

|                  |  |
|------------------|--|
| Golf contact     | Mike Stamus                              |
| Phone            | 404-218-9723 (cell) / 404-894-5445 (ofc) |
| E-Mail           | mstamus@athletics.gatech.edu             |
| Official website | www.ramblinwreck.com                     |
| Twitter          | @GTGolf                                  |
| Instagram        | georgiatechgolf                          |
| Facebook         | www.facebook.com/GeorgiaTechGolf         |

## 2017-18 National Rankings

|                        |                             |
|------------------------|-----------------------------|
| Golfstat               | 6                           |
| Golfweek/Sagarin Index | 8 (strength of schedule=17) |
| Head-to-Head           | 121-21-4                    |
| vs. Top 100            | 91-21-4                     |
| vs. Top 50             | 60-20-4                     |
| vs. Top 25             | 31-16-2                     |

| Individuals        | Golfstat | GW/Sagarin | WAGR* |
|--------------------|----------|------------|-------|
| Jacob Joiner       | 76       | 184        | --    |
| Noah Norton        | 57       | 72         | 101   |
| Andy Ogletree      | 86       | 101        | 274   |
| Chris Petefish     | 98       | 97         | --    |
| Luke Schniederjans | 71       | 90         | 133   |
| Tyler Strafati     | 54       | 62         | 72    |

\*remaining players have not competed in enough events to be ranked

#World Amateur Golf Ranking (as of Sept. 1, 2018)

# GEORGIA TECH GOLF INFORMATION GUIDE



## 2018-19 GEORGIA TECH YELLOW JACKETS

From left – Head coach Bruce Heppler, Ben Smith, Noah Norton, Anton Serafini, Bartley Forrester, Will Dickson, Andy Ogletree, Luke Schniederjans (in driver's seat), Tyler Strafati, James Clark, Connor Howe, Luka Karaulic, assistant coach Drew McGee.

## 2018-19 Roster

| Name               | Ht. | Wt. | Cl.   | Hometown/High School                   |
|--------------------|-----|-----|-------|--|
| James Clark        | 5-9 | 133 | r-Sr. | Columbus, Ga. / Brookstone HS          |
| Will Dickson       | 6-3 | 193 | r-Fr. | Providence, R.I. / Moses Brown HS      |
| Bartley Forrester  | 6-4 | 173 | Fr.   | Gainesville, Ga. / North Hall HS       |
| Connor Howe        | 6-1 | 158 | Fr.   | Ogden, Utah / Weber HS                 |
| Luka Karaulic      | 6-0 | 158 | Fr.   | Dacula, Ga. / Mill Creek HS            |
| Noah Norton        | 6-0 | 170 | So.   | Chico, Calif. / Pleasant Valley HS     |
| Andy Ogletree      | 6-1 | 167 | Jr.   | Little Rock, Miss. / Union HS          |
| Luke Schniederjans | 6-2 | 158 | Jr.   | Powder Springs, Ga. / Harrison HS      |
| Anton Serafini     | 6-2 | 174 | Jr.   | Lake Mary, Fla. / Lake Mary Prep       |
| Ben Smith          | 6-1 | 174 | r-Fr. | Novi, Mich. / Detroit Catholic Central |
| Tyler Strafati     | 6-0 | 177 | Jr.   | Davie, Fla. / American Heritage School |

**Head Coach:** Bruce Heppler (Brigham Young, 1985), 24th season

**Assistant Coach:** Drew McGee (Baylor, 2012), 3rd season

Karaulic = kuh-RAW-lik

Schniederjans = shny-der-JANNZ

Serafini = serra-FEE-nee

Strafati = struh-FAH-chee

## 2018-19 Schedule and Results

|             |   |
|-------------|---|
| Sept. 7-9   | Carpet Capital Collegiate, Rocky Face, Ga. (The Farm Golf Club)                     |
| Sept. 21-23 | Maui Jim Intercollegiate, Scottsdale, Ariz. (Mirabel Golf Club)                     |
| Oct. 8-9    | Jack Nicklaus Collegiate, Dublin, Ohio (Muirfield Village Golf Club)                |
| Oct. 19-21  | Golf Club of Georgia Collegiate, Alpharetta, Ga. (Golf Club of Georgia)             |
| Feb. 7-9    | Amer Ari Invitational, Waikoloa, Hawai'i (Waikoloa Resort - Kings Course)           |
| Feb. 17-19  | Puerto Rico Classic, Rio Grande, Puerto Rico (Westin Rio Mar Resort - River Course) |
| Mar. 3-5    | Southern Highlands Collegiate, Las Vegas, Nev. (Southern Highlands Golf Club)       |
| Mar. 17-19  | Valspar Collegiate Invitational, Palm City, Fla. (The Floridian Golf & Yacht Club)  |
| Apr. 5-7    | Clemson Invitational, Salem, S.C. (The Cliffs at Keowee Falls)                      |
| Apr. 18-20  | ACC Championship, New London, N.C. (Old North State Club)                           |
| May 13-15   | NCAA Regionals, site TBA**  |
| May 24-29   | NCAA Championship, Fayetteville, Ark. (The Blessings Golf Club)                     |

\*\*2019 NCAA regional sites (May 13-15) – Louisville, Ky. (University of Louisville Golf Club, host: Louisville); Stanford, Calif. (Stanford Golf Course, host: Stanford); Athens, Ga. (University of Georgia Golf Course, host: Georgia); Pullman, Wash. (Palouse Ridge Golf Club, host: Washington State); Myrtle Beach, S.C. (TPC Myrtle Beach, host: Coastal Carolina); Rhodes, Iowa (The Harvester Golf Club, host: Iowa State)



# TECH GOLF NOTEBOOK

Georgia Tech earned an automatic bid to the NCAA Men's Golf Championship by winning the ACC Championship and competed as the top seed in the Raleigh Regional in Raleigh, N.C., where it finished sixth by one stroke and did not advance to the NCAA Championship finals.

The Yellow Jackets played in an NCAA regional for the 21st straight year and for the 28th time in the 30 years the NCAA has used a regional qualifying format for its championship.

## Team Update

Georgia Tech finished the spring No. 6 in the latest Golfstat rankings and No. 8 in the Golfweek/Sagarin Index after winning the ACC Championship and finishing sixth in the NCAA Raleigh Regional. The Yellow Jackets won four tournaments in 2017-18, breaking a two-year drought for tournament victories.

Tech also won the General James Hackler Championship in the spring, along with a third-place finish at the Irish Creek Intercollegiate, a fifth-place finish at the Amer Ari Invitational in Hawaii and fourth-place finishes at the Puerto Rico Classic and the Valspar Collegiate. Tech posted a pair of wins and a runner-up finish in four fall events.

Tech finished the year with a 121-21-4 overall win-loss record this year against a schedule ranked the 17th most difficult in the country, according to the Golfweek/Sagarin Index. That included a 60-20-4 mark against top-50 teams. The Yellow Jackets were remarkably consistent and balanced in its lineup, ranking second nationally in lowest dropped score (75.02), and only three individuals finished outside the top 50 in 10 tournaments in 2017-18.

## Jackets Earn Auto Bid with ACC Title

Georgia Tech earned an automatic invitation to the NCAA regional by winning the Atlantic Coast Conference Championship April 20-22 in New London, N.C.

It was the 17th ACC title in program history, 12th under current head coach Bruce Heppler and the Yellow Jackets' ninth in the last 13 years.

The Jackets also accomplished winning the title without having a single individual finish in the top 10 - sophomores Luke Schniederjans and Tyler Strafaci tied for 12th. That had happened only once before in conference history, in 1990, when NC State shared the title with Clemson, and its highest finisher (Doug Stone) placed 11th.

## Tech Lineup

Georgia Tech played the same six players in nearly every event last year with few exceptions, and all six finished the year ranked between No. 54 and No. 98 in the latest Golfstat rankings - Tyler Strafaci (54), Noah Norton (57), Luke Schniederjans (71), Jacob Joiner (76), Andy Ogletree (86) and Chris Petefish (98). Among those, Schniederjans posted the lone individual victory, that coming at the General Hackler Championship. They had 12 combined top-10 finishes and five of the six averaged under 72 strokes per round.

Norton, a freshman from Chico Calif., led the Yellow Jackets with four top-10 finishes, including a tie for second at the General Hackler Championship this spring, and was second on the team with a stroke average of 71.43. Strafaci, a sophomore from Davie, Fla., had the Jackets' best stroke average at 71.30, with a pair of top-10 finishes and a tie for 12th at the ACC Championship. Schniederjans, a sophomore from Powder Springs, Ga., ranked third on Tech's team with a 71.67 stroke average, had six top-20 finishes this year and also tied for 12th at the ACC Championship. Petefish, whose birdie on the 18th hole in the final round clinched the ACC title for the Yellow Jackets, was the team's only tournament winner this year, having won the General Hackler, and finished with a 71.82 stroke average.

Joiner was the odd man out for the ACC Championship and the NCAA regional, as only five players can compete per team.

All five Tech individuals at the Valspar finished between 13th (Norton, Ogletree) and 31st place, four of the five placed between first and 22nd at the Hackler (Petefish, Norton, Ogletree, Schniederjans), and Norton, Petefish and Strafaci all tied for seventh at Puerto Rico. At Irish Creek, all five finished between 12th and 30th place. At the ACC Championship, Tech won despite having no player finish higher than 12th. At the NCAA Regional, the Jackets' lowest finished tied for 32nd in a 75-player field.

## Four Jackets Earn All-ACC Honors

Noah Norton, Chris Petefish, Luke Schniederjans and Tyler Strafaci were named to the All-Atlantic Coast Conference Men's Golf Team.

Schniederjans earned the honor for the second time. While Norton, Petefish and Strafaci made the team for the first time. They led the Yellow Jackets to the 2018 ACC Championship and three other tournament victories this year.

Norton, Strafaci and Schniederjans earned automatic spots on the team with their national ranking. Petefish earned his way onto the team via a vote of the ACC's 12 coaches.

This was the 24th time since 1985 that Tech had multiple players make the All-ACC team, and the four honorees are the most for Tech since 2011. The selections of Norton, Petefish and Strafaci bring to 36 the number of Yellow Jacket golfers who have made the All-ACC team at least once during their careers. Tech's 70 all-time All-ACC selections trail only Clemson and Wake Forest, who are charter members of the conference.

## Heppler Named ACC Coach of the Year

Georgia Tech Bruce Heppler was named ACC Coach of the Year for the ninth time in his 23-year tenure on The Flats.

In leading the Yellow Jackets to the 2018 ACC title, the 17th in program history, Heppler was named ACC Coach of the Year for the ninth time in his 23-year tenure on The Flats.

Tech's four tournament victories last year brought to 53 the total number of titles earned by the Jackets under Heppler, whose nine conference coach of the year honors are the most for any coach since 1980. He has coached Tech to 12 of its 17 ACC titles.

## Tee Shots

- With its No. 6 ranking in Golfstat, Georgia Tech earned a top seed in an NCAA regional for the first time since 2014, when it won the Raleigh Regional and advanced to NCAA Championship match play. The Yellow Jackets finished that season ranked No. 2 in Golfstat, No. 4 in Golfweek/Sagarin. Tech was ranked as high as No. 3 last year, most recently on March 31.

- According to the Golfweek/Sagarin ratings, Tech has faced the 17th-most difficult schedule in Division I -- Tech went 31-16-2 vs. the nation's top 25 teams, 60-20-4 vs. the top 50, 91-21-4 vs. the top 100.

- Tech was 10-5 head-to-head against the five teams ahead of the Jackets in the Golfweek/Sagarin rankings, including a 4-0 mark against LSU.

- Tech ranked second in the nation in lowest drop score (75.02), according to Golfstat. Only three individuals finished out of the top 50 in any event last year.

- Collectively, Tech's team compiled 13 individual top-10 finishes, four of them by freshman Noah Norton, two each by Strafaci, Petefish and Joiner. However, Tech also won the ACC Championship without having a player finish higher than 12th.

- Tech had three individuals in its NCAA regional lineup who have won collegiate titles. Petefish won the General Hackler Championship earlier in the spring. Luke Schniederjans captured the Carpet Capital Collegiate and the Puerto Rico Classic as a freshman, and Tyler Strafaci won the Valspar Collegiate.

- Tech's top six players all ranked among the top 100 in the final Golfstat individual rankings.

- Georgia Tech's collective average team score of 283.15 was more than two strokes better than the 2016-17 team,

## NCAA Championship Finals Appearances - 1985 to present

|                     |           |
|---------------------|-----------|
| Oklahoma State      | 33        |
| Florida             | 31        |
| Arizona State       | 31        |
| Texas               | 30        |
| <b>GEORGIA TECH</b> | <b>27</b> |
| Clemson             | 27        |
| Southern California | 25        |
| Oklahoma            | 25        |
| Georgia             | 24        |
| Arizona             | 24        |
| Wake Forest         | 22        |
| UCLA                | 22        |
| North Carolina      | 22        |

which finished at 286.10, and nearly seven shots better than the 2015-16 team (290.14). Its team winning percentage of .859 was far better than last year's .698.

- According to Golfstat national statistical rankings, Tech is No. 1 in par-3 scoring (3.10), No. 16 in par-5 scoring (4.69) and No. 16 in par-4 scoring (4.09). Besides their low average drop score (third in the nation), the Jackets further demonstrate their consistently solid play by ranking No. 4 in fewest bogeys per round and No. 9 in fewest double-bogeys per round.

## Tech Signs Three in Class of 2018

Three highly-regarded junior golfers from the class of 2018 - Bartley Forrester of Gainesville, Ga., Connor Howe of Ogden, Utah, and Luka Karaulic of Lawrenceville, Ga. - signed national letters-of-intent to play at Georgia Tech beginning this fall.

Forrester was ranked No. 76th nationally in the class of 2018 Golfweek boys rankings. He has finished in the top 25 in seven of 12 junior events since April of 2017, including a ninth-place finish in the 2017 Georgia Junior Amateur Championship in Statesboro, Ga. (1-over-par 217). Named to the GHSA AAAA all-state team in 2016 as a member of the North Hall High School team, Forrester was medalist at GHSA region 8AAAA championship in 2015 and 2016 and was the medalist at the class 3A Area 3 championship in 2018.

Howe was ranked No. 51 in the Class of 2018 and 168th overall by Golfweek. He is listed No. 110 in the class of 2018 (No. 2 in the state of Utah) and 190th overall by the Junior Golf Scoreboard. He won the AJGA Hale Irwin Junior this year and recently captured his second straight Class 5A Utah High School State Championship. In 2015, he shot a state-record 62 in that event.

Karaulic was ranked No. 214 in the class of 2018 (No. 7 in Georgia) and No. 347 overall by the Junior Golf Scoreboard, as well as No. 378 in Golfweek's boys rankings. In six junior events over the past year, Karaulic's best performance was a 10th place finish at the AJCA Under Armour/Hunter Mahan Championship. He had top-25 showings in the AJGA Junior at RiverWatch and the AJGA Davis Love III Junior Open.

## Tech Golf APR Perfect for 13th Straight Year

Bruce Heppler's golf program again earned a perfect four-year APR score of 1000 for the four-year period ending in the 2016-17 academic year in the NCAA's survey announced last May 23. The Yellow Jackets have earned a perfect four-year score every year since its inception in 2006, and has also received an APR Public Recognition Award every year. Among Power 5 conferences, the Yellow Jackets are one of two men's golf teams and 14 programs overall that have earned all 13 Public Recognition Awards.

The APR measures eligibility, graduation and retention each term and provides a clear picture of the academic performance for each team in every sport.



# TECH GOLF NOTEBOOK

The APR is an annual scorecard of academic achievement calculated for all Division I sports teams nationally. The most recent APR scores are based on the one-year period ending with the 2015-16 academic year. This year marks the 13th year of APR data for most teams.

## Tech's NCAA Championship History

Georgia Tech has reached the NCAA Championship finals 27 times since 1985 (28th time in program history), which is tied for fourth most in that time period behind Oklahoma State (31), Florida (30), Arizona State (29) and Texas (28). Tech has posted nine top-8 finishes in the last 14 tries. *(Tech played in NCAA regionals in 2008, 2012 and 2015 but did not advance.)*

The Yellow Jackets tied for 10th in 2009, the first-year of the stroke-play/match-play format, but qualified for match play each of the next four times they have advanced to the NCAA Championship (third in 2010, second in 2011, second in 2013, fifth in 2014). Tech did not advance out of its regional in 2012 or 2016.

Tech lost to the eventual champion three times in its first three forays into match play - Augusta State by the score of 3-2 in the quarterfinals in 2010 and 2011 and to Alabama (3-0-2) in 2013.

Tech has been the runner-up in the NCAA Championship four times (1993, 2000, 2002 and 2005, all before the advent of match play), more than any team in the history of the championship except Houston, Michigan, Texas and Wake Forest, who also have four, and Oklahoma State, which has five.

In 1993 and 2002, the Yellow Jackets led after 54 holes, but finished second by one shot to Florida in 1993, and by four shots to Minnesota in 2002.

In 2000, the Yellow Jackets rallied to tie Oklahoma State after 72 holes, but lost to the Cowboys on the first hole of a playoff. Tech and OSU matched the lowest 72-hole team score in NCAA Championship history (36-under-par 1,116) at the Grand National Lake Course in Opelika, Ala. In 2005, Tech finished 11 shots behind Georgia, and seven shots ahead of third-place Washington.

Since Bruce Heppler became Tech's coach, the Jackets have finished in the top eight 11 times.

Three Tech players have won national collegiate championships. Troy Matteson did it most recently in 2002 at Ohio State. Watts Gunn (1927) and Charlie Yates (1934) won national titles under a match play format before the NCAA took sponsorship of the championship in 1939.

Other top-10 finishers for Tech include David Duval (runner-up in 1991 and 1993, T-8 in 1990), Bill McDonald (T-2 in 1988), Bunky Henry (2nd in 1967), Roberto Castro (3rd in 2005), Nacho Gervás (T-3 in 1986), Paul Haley (T9 in 2010), Kris Mikkelsen (T-4 in 2001), Stewart Cink (T-5 in 1994), Bryce Molder (6th in 1998), Matt Weibring (6th in 2000), James White (T8 in 2011) and Ollie Schniederjans (T8 in 2013 and 2nd in 2015).

## Tech and NCAA Match Play

The 2009 NCAA Championship featured a new twist with the team champion determined via match play. The top eight teams after 54 holes of stroke play advance to a match play tournament format.

The NCAA added a fourth round of stroke play in 2016 for the top 15 teams and nine individuals not on those teams, after which the national individual champion and the top eight teams for match play will be determined.

Match play a format that Bruce Heppler has supported vigorously. Under Heppler, Georgia Tech finished in the top eight of the NCAA Finals seven times in 10 tries under the 72-hole, stroke-play format. Tech is one of only two teams (Oklahoma State is the other) to have advanced to match play four times in the six years the current format has been in effect.

In the stroke-play/match play era, the Yellow Jackets have finished 10th, third, second, second and fifth, respectively, in the

stroke-play portion of the NCAA Championship in five tries (Tech did not advance out of its regional in 2012 or 2016). Tech lost to the eventual national champion three of the four times has qualified for match play (Augusta State in the 2010 and 2011 quarterfinals, Alabama in the 2013 semifinals).

Tech has had success in other match-play events in recent years, reaching the finals of the Callaway Collegiate Match Play Championship four times in six appearances.

## Georgia Tech Match Play History

While match play in college golf may be infrequent, Georgia Tech is no stranger to it, having participated in six regular season match play events since 2001, as well as three times in the five years the NCAA has utilized match play to determine its champion. Here is a history of Tech's participation.

2017 Cypress Point Classic - d. Georgia, 8.5-3.5, d. Stanford, 8-4, l. Southern California, 19.5-4.5  
2016 FarmLinks Collegiate Match Play Championship - l. Vanderbilt, 4-1-1, l. Alabama, 3-2-1  
2014 NCAA Championship - l. Oklahoma State, 4-0-1  
2014 Capital City Club Match Play Championship - d. Auburn, 4-2, d. Georgia, 5-1  
2013 NCAA Championship - d. UNLV 3-2 (quarterfinals), l. Alabama\* 3-0-2 (semifinals)  
2013 regular season - l. South Carolina 3-2-1, l. TCU 3-2-1  
2011 NCAA Championship - l. Augusta State\* 3-2  
2010 NCAA Championship - l. Augusta State\* 3-2  
2008 Callaway Golf Collegiate Match Play - d. Texas 4-1, d. Georgia 3-2, d. South Carolina 3-2, l. UCLA 4-1  
2006 Hooters Collegiate Match Play - d. Missouri 5-0, d. Arizona State 3-1-1, d. Stanford 3-1-1, l. Georgia 3-2  
2005 Hooters Collegiate Match Play - d. Penn State 3-2, d. Arizona 4-1, d. Texas 3-0-2, l. Oklahoma State 4-0-1  
2004 Hooters Collegiate Match Play - d. USC 3-2, d. Georgia 3-2, l. Florida 3-1-1, d. Oklahoma State  
2000 CGF National Intercollegiate Match Play - d. Texas 2.5-2.5 (won playoff), d. Georgia 3-2, l. Arizona 3-2  
\*won national championship

## Tech in NCAA Regional Competition

Georgia Tech has advanced through an NCAA regional 23 times in 28 tries, and all but four times since the NCAA went to a six-regional qualifying format in 2009. Head coach Bruce Heppler's teams have won five regional tournaments outright, most recently in 2014, and tied for one other.

The NCAA began using regional qualifying tournaments in 1989, first with the 81 teams split among three sites (27 teams each), then with six sites with either 13 or 14 teams each beginning in 2009. Since the NCAA went to six regional sites in 2009, Tech has finished third (Bowling Green, Ky.), third (Milton, Ga.), tied for third (Radford, Va.), sixth/did not advance (Norman, Okla.), fourth (Tallahassee, Fla.), first (Raleigh, N.C.), third (San Diego) and tied for seventh/did not advance (Tucson).

Tech's first four victories all occurred in 27-team regionals in 1991 (New Haven, Conn.), 1998 (Daufuskie Island, S.C.), 1999 (Providence, R.I.) and 2002 (Roswell, Ga., tied with Clemson). Only the 2014 win occurred in a 13-team field.

## Tech's ACC Championship History

With its two-shot victory over Clemson in 2018, Georgia Tech has won nine of the last 13 Atlantic Coast Conference championships.

Tech's 17 ACC men's golf titles in history ranks second among conference schools behind Wake Forest (18). Tech has won 12 of its conference titles under current head coach Bruce Heppler, 10 of those outright (1999, 2001, 2002, 2009, 2010, 2011, 2012, 2014, 2015, 2018) and two shared (2006, 2007). The Yellow Jackets won five championships (1985, 1991, 1992, 1993, 1994) under previous head coach Puggy Blackmon.

Eleven of Tech's ACC titles have occurred at the Old North State Club, the first occurring in 1999 by 10 strokes over North Carolina and Duke. Tech won the 2011 crown with a tournament record score of 831 (-33) and by a record 20 strokes. Tech won its 2018 crown without an individual finishing higher than 12th place.

Three of the last four individual champions also have come from Georgia Tech. Anders Albertson won his second title in 2015, sharing medalist honors with Louisville's Robin Sciort-Siegrist and Virginia Tech's Trevor Cone with a score of 11-under-par 205. He also won the championship in 2013 with a record score of 15-under 201. He was the fifth player to win two ACC titles, and the second Tech player to do so, joining David Duval in 1991 and 1993.

Albertson became Tech's 10th ACC individual champion, joining Bob McDonnell (1985), David Duval (1991, 1993), Mikko Rantanen (1994), Bryce Molder (2000), Cameron Tringale (2006), Chesson Hadley (2010), Paul Haley (2011), Albertson (2013, 2015) and Ollie Schniederjans (2014).



## 2017-18 STATISTICS AND RESULTS

| Player             | Rounds | Strokes | Low Tour. | Low   | Par/-  | #     | Finish Top |   |    | Rel.    |      |        |         | Career |         |        |      |         |
|--------------------|--------|---------|-----------|-------|--------|-------|------------|---|----|---------|------|--------|---------|--------|---------|--------|------|---------|
|                    |        |         | 54-holes  | Round | Rounds | Evnts | 1          | 5 | 10 | W-L     | W-L% | To Par | Average | Rounds | Strokes | LowRnd | W-L  | Average |
| Tyler Strafaci     | 30     | 2139    | 208       | 66    | 20     | 10    | -          | 1 | 2  | 615-182 | .772 | E      | 71.30   | 54     | 3880    | 66     | .729 | 71.85   |
| Noah Norton        | 30     | 2143    | 210       | 67    | 18     | 10    | -          | 1 | 4  | 595-198 | .750 | E      | 71.43   | 30     | 2143    | 67     | .750 | 71.43   |
| Luke Schniederjans | 33     | 2365    | 208       | 65    | 17     | 11    | -          | - | 1  | 655-225 | .744 | E      | 71.67   | 63     | 4521    | 62     | .708 | 71.76   |
| Chris Petefish     | 33     | 2370    | 209       | 66    | 19     | 11    | 1          | 1 | 2  | 632-248 | .718 | E      | 71.82   | 111    | 8066    | 66     | .651 | 72.67   |
| Andy Ogletree      | 33     | 2372    | 209       | 68    | 18     | 11    | -          | - | 1  | 638-242 | .725 | E      | 71.88   | 63     | 4551    | 68     | .689 | 72.24   |
| Tyler Joiner       | 6      | 435     | 210       | 66    | 2      | 2     | -          | - | 1  | 102-58  | .638 | +1     | 72.50   | 27     | 2007    | 64     | .483 | 74.33   |
| Jacob Joiner       | 18     | 1312    | 210       | 69    | 10     | 6     | -          | 1 | 2  | 346-97  | .781 | +1     | 72.89   | 67     | 4911    | 65     | .640 | 73.30   |
| Michael Pisciotta  | 6      | 453     | 214       | 67    | 2      | 2     | -          | - | -  | 44-113  | .280 | +4     | 75.50   | 35     | 2659    | 67     | .283 | 75.97   |
| FOUR-PLAYER TEAM   | 33     | 9344    | 835       | 274   | 106    | 12    | 1          | 4 | 13 | 128-21  | .859 | -4     | 283.15  |        |         |        |      |         |

| Tournament                             | Dates         | Rounds | Place | Teams | Players | +/- | Score | W-L  |
|--|---------------|--------|-------|-------|---------|-----|-------|------|
| Carpet Capital Collegiate              | 9/8-10/2017   | 3      | 1     | 15    | 81      | -14 | 850   | 14-0 |
| Maui Jim Intercollegiate               | 9/22-24/2017  | 3      | 2     | 13    | 78      | -6  | 858   | 11-1 |
| Franklin American Mortgage Collegiate  | 10/8-10/2017  | 3      | 1     | 12    | 68      | -12 | 852   | 11-0 |
| Golf Club of Georgia Collegiate        | 10/20-22/2017 | 3      | 4     | 15    | 78      | -18 | 846   | 11-3 |
| Amer Ari Invitational                  | 2/1-3/2018    | 3      | 5     | 18    | 114     | -22 | 842   | 13-4 |
| Puerto Rico Classic                    | 2/18-20/2018  | 3      | 4     | 15    | 75      | +7  | 859   | 11-3 |
| General James Hackler Championship     | 3/10-11/2018  | 3      | 1     | 15    | 84      | -16 | 848   | 14-0 |
| Valspar Collegiate Invitational        | 3/18-20/2018  | 3      | 4     | 16    | 90      | -12 | 852   | 12-3 |
| Irish Creek Intercollegiate            | 4/7-8/2018    | 3      | 3     | 15    | 88      | +15 | 867   | 12-2 |
| Atlantic Coast Conference Championship | 4/20-22/2018  | 3      | 1     | 12    | 60      | -29 | 835   | 11-0 |
| NCAA Raleigh Regional                  | 5/14-16/2018  | 3      | 6     | 14    | 75      | -17 | 835   | 8-5  |

## Georgia Tech Low Round Scores Summary

## Team low rounds (best 10)

|     |     |  |
|-----|-----|--|
| 1.  | -13 | Amer Ari Invitational, 2/1-3/2018 (2nd round)                    |
| 2.  | -12 | Franklin American Mortgage Collegiate, 10/8-10/2017 (2nd round)  |
|     | -12 | Atlantic Coast Conference Championship, 4/20-22/2018 (1st round) |
| 4.  | -11 | Golf Club of Georgia Collegiate, 10/20-22/2017 (2nd round)       |
|     | -11 | Atlantic Coast Conference Championship, 4/20-22/2018 (2nd round) |
| 6.  | -10 | NCAA Raleigh Regional, 5/14-16/2018 (1st round)                  |
| 7.  | -9  | Carpet Capital Collegiate, 9/8-10/2017 (3rd round)               |
|     | -9  | Franklin American Mortgage Collegiate, 10/8-10/2017 (3rd round)  |
| 9.  | -8  | Puerto Rico Classic, 2/18-20/2018 (1st round)                    |
| 10. | -7  | 4 times  |

## Player low rounds (best 50)

|     |    |                    |  |
|-----|----|--------------------|--|
| 1.  | -7 | Luke Schniederjans | Atlantic Coast Conference Championship, 4/20-22/2018 (1st round) |
| 2.  | -6 | Chris Petefish     | Golf Club of Georgia Collegiate, 10/20-22/2017 (1st round)       |
|     | -6 | Tyler Joiner       | Golf Club of Georgia Collegiate, 10/20-22/2017 (3rd round)       |
|     | -6 | Tyler Strafaci     | Amer Ari Invitational, 2/1-3/2018 (1st round)                    |
| 5.  | -5 | Luke Schniederjans | Franklin American Mortgage Collegiate, 10/8-10/2017 (2nd round)  |
|     | -5 | Michael Pisciotta  | Golf Club of Georgia Collegiate, 10/20-22/2017 (1st round)       |
|     | -5 | Chris Petefish     | Amer Ari Invitational, 2/1-3/2018 (2nd round)                    |
|     | -5 | Luke Schniederjans | Amer Ari Invitational, 2/1-3/2018 (2nd round)                    |
|     | -5 | Noah Norton        | Amer Ari Invitational, 2/1-3/2018 (2nd round)                    |
| 10. | -4 | Chris Petefish     | Irish Creek Intercollegiate, 4/7-8/2018 (1st round)              |
|     | -4 | Andy Ogletree      | Carpet Capital Collegiate, 9/8-10/2017 (2nd round)               |
|     | -4 | Luke Schniederjans | Carpet Capital Collegiate, 9/8-10/2017 (3rd round)               |
|     | -4 | Tyler Strafaci     | Maui Jim Intercollegiate, 9/22-24/2017 (2nd round)               |
|     | -4 | Noah Norton        | Franklin American Mortgage Collegiate, 10/8-10/2017 (2nd round)  |
|     | -4 | Andy Ogletree      | Franklin American Mortgage Collegiate, 10/8-10/2017 (3rd round)  |
|     | -4 | Tyler Joiner       | Golf Club of Georgia Collegiate, 10/20-22/2017 (1st round)       |
|     | -4 | Luke Schniederjans | Golf Club of Georgia Collegiate, 10/20-22/2017 (2nd round)       |
|     | -4 | Tyler Strafaci     | Golf Club of Georgia Collegiate, 10/20-22/2017 (2nd round)       |
|     | -4 | Chris Petefish     | General James Hackler Championship, 3/10-11/2018 (2nd round)     |
|     | -4 | Luke Schniederjans | Valspar Collegiate Invitational, 3/18-20/2018 (1st round)        |
|     | -4 | Andy Ogletree      | Valspar Collegiate Invitational, 3/18-20/2018 (2nd round)        |
|     | -4 | Andy Ogletree      | Atlantic Coast Conference Championship, 4/20-22/2018 (2nd round) |
|     | -4 | Chris Petefish     | Atlantic Coast Conference Championship, 4/20-22/2018 (2nd round) |
|     | -4 | Tyler Strafaci     | Atlantic Coast Conference Championship, 4/20-22/2018 (3rd round) |
| 25. | -3 | 20 times           |  |

## 2017-18 Team and Individual Bests

## Low Individual 18-hole Score/Relation to Par:

-7 (65), Luke Schniederjans, ACC Championship, 4/20/2018 (1st round)

## Low Individual 54-hole Score: 208 (-8), Luke

Schniederjans, Tyler Strafaci, Atlantic Coast Conference Championship, 4/20-22/2018

**Low Individual 54-hole Score/Relation to Par:** -8 (208), Luke Schniederjans, Tyler Strafaci, Atlantic Coast Conference Championship, 4/20-22/2018

**Low Team 18-hole Score in Relation to Par:** -13 (275), Amer Ari Invitational, 2/2/2018 (2nd round)

**Low Team 54-hole Score:** 835 (-29), Atlantic Coast Conference Championship, 4/20-22/2018

**Low Team 54-hole Score in Relation to Par:** -29 (835), Atlantic Coast Conference Championship, 4/20-22/2018

**Best Team Finish:** 1st, Carpet Capital Collegiate, 9/8-10/2017; Franklin American Mortgage Collegiate at The Grove, 10/8-10/2017; General James Hackler Championship, 3/10-11/2018; Atlantic Coast Conference Championship, 4/20-22/2018

**Largest Margin of Victory:** 8 strokes, General James Hackler Championship, 3/10-11/2018

**Best Individual Finish in a Team Event:** 1st, Chris Petefish, General James Hackler Championship, 3/10-11/2018



## 2017-18 STATISTICS AND RESULTS

## FALL RESULTS

9/8-10/2017 -- Carpet Capital CollegiateThe Farm Golf Club -- Rocky Face, Ga.

Par 72, 7012 yards -- 15 teams, 81 players

|                         |     |     |     |     |     |        |
|-------------------------|-----|-----|-----|-----|-----|--------|
| Georgia Tech.....       | 287 | 284 | 279 | 850 | -14 | 1st    |
| Andy Ogletree.....      | 69  | 68  | 73  | 210 | -6  | t-7th  |
| Noah Norton.....        | 73  | 73  | 69  | 215 | -1  | t-15th |
| Chris Petefish.....     | 71  | 73  | 71  | 215 | -1  | t-15th |
| Luke Schniederjans..... | 74  | 73  | 68  | 215 | -1  | t-15th |
| Tyler Strafaci.....     | 74  | 70  | 71  | 215 | -1  | t-15th |
| Michael Pisciotta#..... | 77  | 81  | 81  | 239 | +23 | t-78th |

9/22-24/2017 -- Maui Jim IntercollegiateDesert Forest Golf Club -- Carefree, Ariz.

Par 72, 7203 yards -- 13 teams, 68 players

|                         |     |     |     |     |     |        |
|-------------------------|-----|-----|-----|-----|-----|--------|
| Georgia Tech.....       | 291 | 286 | 281 | 858 | -6  | 2nd    |
| Tyler Strafaci.....     | 73  | 68  | 70  | 211 | -5  | 4th    |
| Noah Norton.....        | 69  | 75  | 70  | 214 | -2  | t-8th  |
| Luke Schniederjans..... | 76  | 69  | 72  | 217 | +1  | t-16th |
| Jacob Joiner#.....      | 74  | 76  | 70  | 220 | +4  | t-22nd |
| Andy Ogletree.....      | 80  | 74  | 69  | 223 | +7  | t-33rd |
| Chris Petefish.....     | 73  | 80  | 76  | 229 | +13 | t-53rd |

10/8-10/2017 -- Franklin American Mortgage CollegiateThe Grove Club -- College Grove, Tenn.

Par 72, 7368 yards -- 12 teams, 68 players

|                         |     |     |     |     |     |        |
|-------------------------|-----|-----|-----|-----|-----|--------|
| Georgia Tech.....       | 297 | 276 | 279 | 852 | -12 | 1st    |
| Jacob Joiner.....       | 72  | 70  | 70  | 212 | -4  | 3rd    |
| Noah Norton.....        | 76  | 68  | 71  | 215 | -1  | t-7th  |
| Luke Schniederjans..... | 74  | 67  | 74  | 215 | -1  | t-7th  |
| Tyler Strafaci.....     | 78  | 71  | 70  | 219 | +3  | t-13th |
| Andy Ogletree.....      | 75  | 77  | 68  | 220 | +4  | t-17th |
| Chris Petefish#.....    | 76  | 73  | 72  | 221 | +5  | t-20th |

10/20-22/2017 -- Golf Club of Georgia CollegiateGolf Club of Georgia - Lakeside Course -- Alpharetta, Ga.

Par 72, 7017 yards -- 15 teams, 78 players

|                         |     |     |     |     |     |        |
|-------------------------|-----|-----|-----|-----|-----|--------|
| Georgia Tech.....       | 284 | 277 | 285 | 846 | -18 | t-4th  |
| Jacob Joiner.....       | 70  | 70  | 70  | 210 | -6  | t-7th  |
| Tyler Joiner#.....      | 68  | 76  | 66  | 210 | -6  | t-7th  |
| Luke Schniederjans..... | 72  | 68  | 71  | 211 | -5  | t-12th |
| Andy Ogletree.....      | 71  | 71  | 70  | 212 | -4  | t-23rd |
| Chris Petefish#.....    | 66  | 75  | 72  | 213 | -3  | t-30th |
| Michael Pisciotta#..... | 67  | 72  | 75  | 214 | -2  | t-37th |
| Tyler Strafaci.....     | 71  | 68  | 78  | 217 | +1  | t-49th |
| Noah Norton.....        | 75  | 71  | 74  | 220 | +4  | t-59th |

## SPRING RESULTS

2/1-3/2018 -- Amer Ari InvitationalWaikoloa Beach Resort - Kings Course -- Waikoloa, Hawaii

Par 72, 7074 yards -- 18 teams, 114 players

|                         |     |     |     |     |     |        |
|-------------------------|-----|-----|-----|-----|-----|--------|
| Georgia Tech.....       | 281 | 275 | 286 | 842 | -22 | t-5th  |
| Noah Norton.....        | 69  | 67  | 74  | 210 | -6  | t-23rd |
| Luke Schniederjans..... | 73  | 67  | 72  | 212 | -4  | t-29th |
| Andy Ogletree.....      | 73  | 69  | 71  | 213 | -3  | t-32nd |
| Tyler Strafaci.....     | 66  | 73  | 74  | 213 | -3  | t-32nd |
| Jacob Joiner.....       | 73  | 72  | 69  | 214 | -2  | t-37th |
| Chris Petefish#.....    | 77  | 67  | 72  | 216 | E   | t-47th |

2/18-20/2018 -- Puerto Rico ClassicRio Mar Resort & Spa - Ocean Course -- Rio Grande, P.R.

Par 71, 6716 yards -- 15 teams, 75 players

|                         |     |     |     |     |     |        |
|-------------------------|-----|-----|-----|-----|-----|--------|
| Georgia Tech.....       | 276 | 286 | 297 | 859 | +7  | 4th    |
| Noah Norton.....        | 68  | 71  | 74  | 213 | E   | t-7th  |
| Chris Petefish.....     | 68  | 70  | 75  | 213 | E   | t-7th  |
| Tyler Strafaci.....     | 69  | 71  | 73  | 213 | E   | t-7th  |
| Andy Ogletree.....      | 74  | 74  | 75  | 223 | +10 | t-43rd |
| Luke Schniederjans..... | 71  | 75  | 77  | 223 | +10 | t-43rd |

2/18-20/2018 -- Puerto Rico Individual ClassicRio Mar Resort & Spa - River Course -- Rio Grande, P.R.

Par 72, 6902 yards -- 0 teams, 23 players

|                    |    |    |    |     |     |      |
|--------------------|----|----|----|-----|-----|------|
| Jacob Joiner#..... | 73 | 84 | 82 | 239 | +23 | 22nd |
|--------------------|----|----|----|-----|-----|------|

3/10-11/2018 -- General James Hackler ChampionshipThe Dunes Golf and Beach Club -- Myrtle Beach, S.C.

Par 72, 7233 yards -- 15 teams, 84 players

|                         |     |     |     |     |     |        |
|-------------------------|-----|-----|-----|-----|-----|--------|
| Georgia Tech.....       | 283 | 284 | 281 | 848 | -16 | 1st    |
| Chris Petefish.....     | 72  | 68  | 69  | 209 | -7  | 1st    |
| Noah Norton.....        | 70  | 72  | 69  | 211 | -5  | t-2nd  |
| Andy Ogletree.....      | 70  | 76  | 69  | 215 | -1  | t-15th |
| Luke Schniederjans..... | 71  | 69  | 77  | 217 | +1  | t-22nd |
| Tyler Joiner.....       | 76  | 75  | 74  | 225 | +9  | t-53rd |

3/18-20/2018 -- Valspar Collegiate InvitationalThe Floridian National Golf Club -- Palm City, Fla.

Par 72, 7114 yards -- 16 teams, 90 players

|                         |     |     |     |     |     |        |
|-------------------------|-----|-----|-----|-----|-----|--------|
| Georgia Tech.....       | 287 | 282 | 283 | 852 | -12 | 4th    |
| Noah Norton.....        | 73  | 69  | 71  | 213 | -3  | t-13th |
| Andy Ogletree.....      | 73  | 68  | 72  | 213 | -3  | t-13th |
| Luke Schniederjans..... | 68  | 73  | 73  | 214 | -2  | t-18th |
| Tyler Strafaci.....     | 73  | 72  | 70  | 215 | -1  | t-23rd |
| Chris Petefish.....     | 73  | 74  | 70  | 217 | +1  | t-31st |

4/7-8/2018 -- Irish Creek IntercollegiateThe Club at Irish Creek -- Kannapolis, N.C.

Par 71, 7099 yards -- 15 teams, 88 players

|                         |     |     |     |     |     |        |
|-------------------------|-----|-----|-----|-----|-----|--------|
| Georgia Tech.....       | 277 | 297 | 293 | 867 | +15 | 3rd    |
| Jacob Joiner.....       | 69  | 74  | 74  | 217 | +4  | t-12th |
| Chris Petefish.....     | 67  | 78  | 72  | 217 | +4  | t-12th |
| Tyler Strafaci.....     | 71  | 76  | 73  | 220 | +7  | t-24th |
| Andy Ogletree.....      | 74  | 73  | 74  | 221 | +8  | t-30th |
| Luke Schniederjans..... | 70  | 74  | 77  | 221 | +8  | t-30th |

4/20-22/2018 -- Atlantic Coast Conference ChampionshipOld North State Club -- New London, N.C.

Par 72, 7102 yards -- 12 teams, 60 players

|                         |     |     |     |     |     |        |
|-------------------------|-----|-----|-----|-----|-----|--------|
| Georgia Tech.....       | 276 | 277 | 282 | 835 | -29 | 1st    |
| Luke Schniederjans..... | 65  | 74  | 69  | 208 | -8  | t-12th |
| Tyler Strafaci.....     | 70  | 70  | 68  | 208 | -8  | t-12th |
| Chris Petefish.....     | 69  | 68  | 72  | 209 | -7  | t-17th |
| Andy Ogletree.....      | 72  | 68  | 73  | 213 | -3  | t-24th |
| Noah Norton.....        | 77  | 71  | 73  | 221 | +5  | t-48th |

5/14-16/2018 -- NCAA Raleigh RegionalLonnie Poole Golf Course -- Raleigh, N.C.

Par 71, 7273 yards -- 14 teams, 75 players

|                         |     |     |     |     |     |        |
|-------------------------|-----|-----|-----|-----|-----|--------|
| Georgia Tech.....       | 274 | 279 | 282 | 835 | -17 | 6th    |
| Tyler Strafaci.....     | 68  | 69  | 71  | 208 | -5  | t-13th |
| Andy Ogletree.....      | 70  | 69  | 70  | 209 | -4  | t-16th |
| Noah Norton.....        | 70  | 69  | 72  | 211 | -2  | t-26th |
| Chris Petefish.....     | 68  | 74  | 69  | 211 | -2  | t-26th |
| Luke Schniederjans..... | 68  | 72  | 72  | 212 | -1  | t-32nd |

# Indicates competing as an individual



# 2017-18 STATISTICS AND RESULTS

| JACOB JOINER.....                          | DATE.....          | ROUNDS.....    | SCORES.....                 | PAR.....       | RANK.....      | W-L           |
|--|--------------------|----------------|-----------------------------|----------------|----------------|---------------|
| Maui Jim Intercollegiate.....              | 9/22-24/2017.....  | 3.....         | 74-76-70=220.....           | +4.....        | t22nd/78.....  | 56-21         |
| Franklin American Mortgage Collegiate..... | 10/8-10/2017.....  | 3.....         | 72-70-70=212.....           | -4.....        | 3rd/68.....    | 65-2          |
| Golf Club of Georgia Collegiate.....       | 10/20-22/2017..... | 3.....         | 70-70-70=210.....           | -6.....        | t7th/78.....   | 71-6          |
| Amer Ari Invitational.....                 | 2/1-3/2018.....    | 3.....         | 73-72-69=214.....           | -2.....        | t37th/114..... | 77-36         |
| Puerto Rico Individual Classic.....        | 2/18-20/2018.....  | 3.....         | 73-84-82=239.....           | +23.....       | 22nd/23.....   | 1-21          |
| Irish Creek Intercollegiate.....           | 4/7-8/2018.....    | 3.....         | 69-74-74=217.....           | +4.....        | t12th/88.....  | 76-11         |
| <b>SEASON TOTALS.....</b>                  |                    | <b>18.....</b> | <b>1312 AVG. 72.89.....</b> | <b>+1.....</b> | <b>-.....</b>  | <b>346-97</b> |

| TYLER JOINER.....                       | DATE.....          | ROUNDS.....   | SCORES.....                | PAR.....       | RANK.....     | W-L           |
|---|--------------------|---------------|----------------------------|----------------|---------------|---------------|
| Golf Club of Georgia Collegiate.....    | 10/20-22/2017..... | 3.....        | 68-76-66=210.....          | -6.....        | t7th/78.....  | 71-6          |
| General James Hackler Championship..... | 3/10-11/2018.....  | 3.....        | 76-75-74=225.....          | +9.....        | t53rd/84..... | 31-52         |
| <b>SEASON TOTALS.....</b>               |                    | <b>6.....</b> | <b>435 AVG. 72.50.....</b> | <b>+1.....</b> | <b>-.....</b> | <b>102-58</b> |

| NOAH NORTON.....                            | DATE.....          | ROUNDS.....    | SCORES.....                 | PAR.....      | RANK.....      | W-L            |
|---|--------------------|----------------|-----------------------------|---------------|----------------|----------------|
| Carpet Capital Collegiate.....              | 9/8-10/2017.....   | 3.....         | 73-73-69=215.....           | -1.....       | t15th/81.....  | 66-14          |
| Maui Jim Intercollegiate.....               | 9/22-24/2017.....  | 3.....         | 69-75-70=214.....           | -2.....       | t8th/78.....   | 70-7           |
| Franklin American Mortgage Collegiate.....  | 10/8-10/2017.....  | 3.....         | 76-68-71=215.....           | -1.....       | t7th/68.....   | 61-6           |
| Golf Club of Georgia Collegiate.....        | 10/20-22/2017..... | 3.....         | 75-71-74=220.....           | +4.....       | t59th/78.....  | 19-58          |
| Amer Ari Invitational.....                  | 2/1-3/2018.....    | 3.....         | 69-67-74=210.....           | -6.....       | t23rd/114..... | 91-22          |
| Puerto Rico Classic.....                    | 2/18-20/2018.....  | 3.....         | 68-71-74=213.....           | -5.....       | t7th/75.....   | 68-6           |
| General James Hackler Championship.....     | 3/10-11/2018.....  | 3.....         | 70-72-69=211.....           | -5.....       | t2nd/84.....   | 82-1           |
| Valspar Collegiate Invitational.....        | 3/18-20/2018.....  | 3.....         | 73-69-71=213.....           | -3.....       | t13th/90.....  | 77-12          |
| Atlantic Coast Conference Championship..... | 4/20-22/2018.....  | 3.....         | 77-71-73=221.....           | +5.....       | t48th/60.....  | 12-47          |
| NCAA Raleigh Regional.....                  | 5/14-16/2018.....  | 3.....         | 70-69-72=211.....           | -2.....       | t26th/75.....  | 49-25          |
| <b>SEASON TOTALS.....</b>                   |                    | <b>30.....</b> | <b>2143 AVG. 71.43.....</b> | <b>E.....</b> | <b>-.....</b>  | <b>595-198</b> |

| ANDY OGLETREE.....                          | DATE.....          | ROUNDS.....    | SCORES.....                 | PAR.....      | RANK.....      | W-L            |
|---|--------------------|----------------|-----------------------------|---------------|----------------|----------------|
| Carpet Capital Collegiate.....              | 9/8-10/2017.....   | 3.....         | 69-68-73=210.....           | -6.....       | t7th/81.....   | 74-6           |
| Maui Jim Intercollegiate.....               | 9/22-24/2017.....  | 3.....         | 80-74-69=223.....           | +7.....       | t33rd/78.....  | 45-32          |
| Franklin American Mortgage Collegiate.....  | 10/8-10/2017.....  | 3.....         | 75-77-68=220.....           | +4.....       | t17th/68.....  | 51-16          |
| Golf Club of Georgia Collegiate.....        | 10/20-22/2017..... | 3.....         | 71-71-70=212.....           | -4.....       | t23rd/78.....  | 55-22          |
| Amer Ari Invitational.....                  | 2/1-3/2018.....    | 3.....         | 73-71-73=213.....           | -3.....       | t32nd/114..... | 82-31          |
| Puerto Rico Classic.....                    | 2/18-20/2018.....  | 3.....         | 74-74-75=223.....           | +10.....      | t43rd/75.....  | 32-42          |
| General James Hackler Championship.....     | 3/10-11/2018.....  | 3.....         | 70-76-69=215.....           | -1.....       | t15th/84.....  | 69-14          |
| Valspar Collegiate Invitational.....        | 3/18-20/2018.....  | 3.....         | 73-68-72=213.....           | -3.....       | t13th/90.....  | 77-12          |
| Irish Creek Intercollegiate.....            | 4/7-8/2018.....    | 3.....         | 74-73-74=221.....           | +8.....       | t30th/88.....  | 58-29          |
| Atlantic Coast Conference Championship..... | 4/20-22/2018.....  | 3.....         | 72-68-73=213.....           | -3.....       | t24th/60.....  | 36-23          |
| NCAA Raleigh Regional.....                  | 5/14-16/2018.....  | 3.....         | 70-69-70=209.....           | -4.....       | t16th/75.....  | 59-15          |
| <b>SEASON TOTALS.....</b>                   |                    | <b>33.....</b> | <b>2372 AVG. 71.88.....</b> | <b>E.....</b> | <b>-.....</b>  | <b>638-242</b> |

| CHRIS PETEFISH.....                         | DATE.....          | ROUNDS.....    | SCORES.....                 | PAR.....      | RANK.....      | W-L            |
|---|--------------------|----------------|-----------------------------|---------------|----------------|----------------|
| Carpet Capital Collegiate.....              | 9/8-10/2017.....   | 3.....         | 71-73-71=215.....           | -1.....       | t15th/81.....  | 66-14          |
| Maui Jim Intercollegiate.....               | 9/22-24/2017.....  | 3.....         | 73-80-76=229.....           | +13.....      | t53rd/78.....  | 25-52          |
| Franklin American Mortgage Collegiate.....  | 10/8-10/2017.....  | 3.....         | 76-73-72=221.....           | +5.....       | t20th/68.....  | 48-19          |
| Golf Club of Georgia Collegiate.....        | 10/20-22/2017..... | 3.....         | 66-75-72=213.....           | -3.....       | t30th/78.....  | 48-29          |
| Amer Ari Invitational.....                  | 2/1-3/2018.....    | 3.....         | 77-67-72=216.....           | -5.....       | t47th/114..... | 67-46          |
| Puerto Rico Classic.....                    | 2/18-20/2018.....  | 3.....         | 68-70-75=213.....           | -5.....       | t7th/75.....   | 68-6           |
| General James Hackler Championship.....     | 3/10-11/2018.....  | 3.....         | 72-68-69=209.....           | -7.....       | 1st/84.....    | 83-0           |
| Valspar Collegiate Invitational.....        | 3/18-20/2018.....  | 3.....         | 73-74-70=217.....           | +1.....       | t31st/90.....  | 59-30          |
| Irish Creek Intercollegiate.....            | 4/7-8/2018.....    | 3.....         | 67-68-72=217.....           | +4.....       | t12th/88.....  | 76-11          |
| Atlantic Coast Conference Championship..... | 4/20-22/2018.....  | 3.....         | 69-68-72=209.....           | -7.....       | t17th/60.....  | 43-16          |
| NCAA Raleigh Regional.....                  | 5/14-16/2018.....  | 3.....         | 68-74-69=211.....           | -2.....       | t26th/75.....  | 49-25          |
| <b>SEASON TOTALS.....</b>                   |                    | <b>33.....</b> | <b>2370 AVG. 71.82.....</b> | <b>E.....</b> | <b>-.....</b>  | <b>632-248</b> |

| MICHAEL PISCIOTTA.....               | DATE.....          | ROUNDS.....   | SCORES.....                | PAR.....       | RANK.....     | W-L           |
|--------------------------------------|--------------------|---------------|----------------------------|----------------|---------------|---------------|
| Carpet Capital Collegiate.....       | 9/8-10/2017.....   | 3.....        | 77-81-81=239.....          | +23.....       | t78th/81..... | 3-77          |
| Golf Club of Georgia Collegiate..... | 10/20-22/2017..... | 3.....        | 67-72-75=214.....          | -2.....        | t37th/78..... | 41-36         |
| <b>SEASON TOTALS.....</b>            |                    | <b>6.....</b> | <b>453 AVG. 75.50.....</b> | <b>+4.....</b> | <b>-.....</b> | <b>44-113</b> |

| LUKE SCHNIEDERJANS.....                     | DATE.....          | ROUNDS.....    | SCORES.....                 | PAR.....      | RANK.....      | W-L            |
|---|--------------------|----------------|-----------------------------|---------------|----------------|----------------|
| Carpet Capital Collegiate.....              | 9/8-10/2017.....   | 3.....         | 74-73-68=215.....           | -1.....       | t15th/81.....  | 66-14          |
| Maui Jim Intercollegiate.....               | 9/22-24/2017.....  | 3.....         | 76-69-72=217.....           | +1.....       | t16th/78.....  | 62-15          |
| Franklin American Mortgage Collegiate.....  | 10/8-10/2017.....  | 3.....         | 74-67-74=215.....           | -1.....       | t7th/68.....   | 61-6           |
| Golf Club of Georgia Collegiate.....        | 10/20-22/2017..... | 3.....         | 72-68-71=211.....           | -5.....       | t12th/78.....  | 66-11          |
| Amer Ari Invitational.....                  | 2/1-3/2018.....    | 3.....         | 73-67-72=212.....           | -4.....       | t29th/114..... | 85-28          |
| Puerto Rico Classic.....                    | 2/18-20/2018.....  | 3.....         | 71-75-77=223.....           | +10.....      | t43rd/75.....  | 32-42          |
| General James Hackler Championship.....     | 3/10-11/2018.....  | 3.....         | 71-69-77=217.....           | +1.....       | t22nd/84.....  | 62-21          |
| Valspar Collegiate Invitational.....        | 3/18-20/2018.....  | 3.....         | 68-73-73=214.....           | -2.....       | t18th/90.....  | 72-17          |
| Irish Creek Intercollegiate.....            | 4/7-8/2018.....    | 3.....         | 70-74-77=221.....           | +8.....       | t30th/88.....  | 58-29          |
| Atlantic Coast Conference Championship..... | 4/20-22/2018.....  | 3.....         | 65-74-69=208.....           | -8.....       | t12th/60.....  | 48-11          |
| NCAA Raleigh Regional.....                  | 5/14-16/2018.....  | 3.....         | 68-72-72=212.....           | -1.....       | t32nd/75.....  | 43-31          |
| <b>SEASON TOTALS.....</b>                   |                    | <b>33.....</b> | <b>2365 AVG. 71.67.....</b> | <b>E.....</b> | <b>-.....</b>  | <b>655-225</b> |

| TYLER STRAFACI.....                         | DATE.....          | ROUNDS.....    | SCORES.....                 | PAR.....      | RANK.....      | W-L            |
|---|--------------------|----------------|-----------------------------|---------------|----------------|----------------|
| Carpet Capital Collegiate.....              | 9/8-10/2017.....   | 3.....         | 74-70-71=215.....           | -1.....       | t15th/81.....  | 66-14          |
| Maui Jim Intercollegiate.....               | 9/22-24/2017.....  | 3.....         | 73-68-70=211.....           | -5.....       | 4th/78.....    | 74-3           |
| Franklin American Mortgage Collegiate.....  | 10/8-10/2017.....  | 3.....         | 78-71-70=219.....           | +3.....       | t13th/68.....  | 55-12          |
| Golf Club of Georgia Collegiate.....        | 10/20-22/2017..... | 3.....         | 71-68-78=217.....           | +1.....       | t49th/78.....  | 29-48          |
| Amer Ari Invitational.....                  | 2/1-3/2018.....    | 3.....         | 66-73-74=213.....           | -3.....       | t32nd/114..... | 82-31          |
| Puerto Rico Classic.....                    | 2/18-20/2018.....  | 3.....         | 69-71-73=213.....           | -3.....       | t7th/75.....   | 68-6           |
| Valspar Collegiate Invitational.....        | 3/18-20/2018.....  | 3.....         | 73-72-70=215.....           | -1.....       | t23rd/90.....  | 67-22          |
| Irish Creek Intercollegiate.....            | 4/7-8/2018.....    | 3.....         | 71-76-73=220.....           | +7.....       | t24th/88.....  | 64-23          |
| Atlantic Coast Conference Championship..... | 4/20-22/2018.....  | 3.....         | 70-70-68=208.....           | -8.....       | t12th/60.....  | 48-11          |
| NCAA Raleigh Regional.....                  | 5/14-16/2018.....  | 3.....         | 68-69-71=208.....           | -5.....       | t13th/75.....  | 62-12          |
| <b>SEASON TOTALS.....</b>                   |                    | <b>30.....</b> | <b>2139 AVG. 71.30.....</b> | <b>E.....</b> | <b>-.....</b>  | <b>615-182</b> |

## Head-to-Head in 2017-18

| Opponent.....               | W-L-T |
|-----------------------------|-------|
| Alabama.....                | 2-0-0 |
| Akron.....                  | 1-0-0 |
| Arizona State.....          | 1-2-0 |
| Arkansas.....               | 1-0-0 |
| Auburn.....                 | 1-1-0 |
| Augusta.....                | 1-1-0 |
| Baylor.....                 | 1-0-0 |
| Boston College.....         | 1-0-0 |
| California.....             | 2-0-0 |
| Campbell.....               | 1-0-0 |
| Charlotte.....              | 1-0-0 |
| Chattanooga.....            | 1-0-0 |
| Cincinnati.....             | 1-0-0 |
| Clemson.....                | 3-2-0 |
| Coastal Carolina.....       | 1-0-0 |
| College of Charleston.....  | 1-0-0 |
| Colorado.....               | 1-0-0 |
| Dalton State.....           | 1-0-0 |
| Dartmouth.....              | 1-0-0 |
| Davidson.....               | 2-0-0 |
| Dayton.....                 | 1-0-0 |
| Duke.....                   | 3-0-0 |
| East Carolina.....          | 2-0-0 |
| East Tennessee State.....   | 2-0-0 |
| Florida.....                | 1-0-0 |
| Florida State.....          | 2-1-0 |
| Georgia.....                | 1-0-0 |
| Georgia State.....          | 1-0-0 |
| Gonzaga.....                | 1-0-0 |
| Hawaii.....                 | 2-0-0 |
| Hawaii - Hilo.....          | 1-0-0 |
| Houston.....                | 1-0-0 |
| Indiana.....                | 1-0-0 |
| Iona.....                   | 1-0-0 |
| James Madison.....          | 1-0-0 |
| Kansas.....                 | 2-0-0 |
| Kennesaw State.....         | 2-0-0 |
| Kent State.....             | 2-0-0 |
| Kentucky.....               | 2-0-0 |
| Lamar.....                  | 1-0-0 |
| Liberty.....                | 3-0-0 |
| Lipscomb.....               | 1-0-0 |
| Louisiana.....              | 1-0-0 |
| Louisville.....             | 1-0-0 |
| LSU.....                    | 4-0-0 |
| Marquette.....              | 1-0-0 |
| Maryland.....               | 1-0-0 |
| Memphis.....                | 1-0-0 |
| Middle Tennessee State..... | 4-0-0 |
| Minnesota.....              | 1-0-0 |
| Mississippi.....            | 1-0-0 |
| Missouri.....               | 1-0-0 |
| NC State.....               | 3-1-0 |
| Nebraska.....               | 1-0-0 |
| North Carolina.....         | 1-0-0 |
| North Florida.....          | 2-1-0 |
| Notre Dame.....             | 1-0-0 |
| Ohio State.....             | 1-0-0 |
| Oklahoma.....               | 1-1-0 |
| Oklahoma State.....         | 0-3-0 |
| Oregon.....                 | 1-0-0 |
| Oregon State.....           | 1-0-0 |
| Osaka Gakuin.....           | 1-0-0 |
| Pacific.....                | 1-0-0 |
| Pepperdine.....             | 1-0-0 |
| Princeton.....              | 1-0-0 |
| Purdue.....                 | 0-1-0 |
| Rice.....                   | 1-0-0 |
| San Jose State.....         | 1-0-0 |
| Santa Clara.....            | 1-0-0 |
| South Carolina.....         | 3-0-0 |
| South Dakota State.....     | 1-0-0 |
| South Florida.....          | 2-0-0 |
| Southern California.....    | 0-1-0 |
| Stanford.....               | 2-0-0 |
| TCU.....                    | 2-0-0 |
| Tennessee.....              | 1-0-0 |
| Texas.....                  | 1-2-0 |
| Texas A&M.....              | 2-1-0 |
| Texas Tech.....             | 0-1-0 |
| Troy.....                   | 1-0-0 |
| UC Davis.....               | 1-0-0 |
| UCLA.....                   | 0-0-1 |
| UNC Greensboro.....         | 2-0-0 |
| UNLV.....                   | 1-0-0 |
| UT-Arlington.....           | 1-0-0 |
| VCU.....                    | 1-0-0 |
| Virginia.....               | 4-0-0 |
| Virginia Tech.....          | 3-0-0 |
| Wake Forest.....            | 2-1-0 |
| West Virginia.....          | 1-0-0 |



## ***STUDENT-ATHLETES AND STAFF***

---

|  |           |
|--|-----------|
| <b>James Clark</b>                               | <b>10</b> |
| <b>Will Dickson</b>                              | <b>11</b> |
| <b>Bartley Forrester</b>                         | <b>11</b> |
| <b>Connor Howe</b>                               | <b>12</b> |
| <b>Luka Karaulic</b>                             | <b>12</b> |
| <b>Noah Norton</b>                               | <b>13</b> |
| <b>Andy Ogletree</b>                             | <b>14</b> |
| <b>Luke Schniederjans</b>                        | <b>15</b> |
| <b>Anton Serafini</b>                            | <b>16</b> |
| <b>Ben Smith</b>                                 | <b>16</b> |
| <b>Tyler Strafaci</b>                            | <b>17</b> |
| <b>Head coach Bruce Heppler</b>                  | <b>18</b> |
| <b>Assistant coach Drew McGee</b>                | <b>20</b> |
| <b>Director of Athletics Todd Stansbury</b>      | <b>20</b> |
| <b>President Dr. G.P. “Bud” Peterson</b>         | <b>21</b> |
| <b>Faculty Representative Dr. Charles Isbell</b> | <b>21</b> |
| <b>Athletic Administration/Golf Support</b>      | <b>22</b> |



## STUDENT-ATHLETE PROFILES

## JAMES CLARK

Redshirt Senior • 5-9 • 133 • Columbus, Ga. • Brookstone HS

**Career Notes:** Has been in the Tech lineup for all but three events in his career ... Small of stature but has worked hard to develop himself physically and has gained 30-40 yards off the tee in his three years on campus ... Approaches the greens with shorter clubs, allowed him to be more aggressive ... Putting the best he has in his career ... Worked hard on not compounding a mistake with another trying to make up ... Made the ACC Academic Honor Roll three of his four years at Tech.



**2018 Amateur Highlights:** Tied for 25th at the Azalea Invitational ... T41 at the Terra Cotta Invitational ... T43 at the Patriot All-American ... T36 at the Southeastern Amateur ... T40 at the Pacific Coast Amateur.

**2017-18:** Decided to red-shirt this year and plans to play his senior year in 2018-19 ... Tied for 43rd (217, +7) at the Patriot All-America Invitational in Arizona the week after Christmas.

**2017 Summer Highlights:** Runner-up at the Southeastern Amateur in his hometown of Columbus, Ga. ... Tied for fifth (69) and advanced out of a U.S. Open local qualifier in Newnan, Ga. ... T-27 at Palmetto Amateur, T-35 at the Dogwood Invitational, T-40 at the Monroe Invitational.

**2016-17:** Strong spring play helped place him on the All-ACC team and the GCAA All-East Region team ... Helped lead a solid run-up to the ACC Tournament for Georgia Tech by finishing T8, 17th and T3 in the Jackets' last three spring regular-season events ... Held a share of the lead during the final round and settled for his best career finish (T3) at the Clemson Invitational ... That surpassed his previous best of T8 at the Seminole Intercollegiate ... Two top-20 finishes this year - T11 at the Carpet Capital and 17th at the Valspar Collegiate ... Posted career-best scoring average of 71.93 (second on the team) and finished with the team's highest individual Golfstat ranking (112) ... Ranked No. 99 in the Golfweek/Sagarin Index ... Played in all 10 team events, including the Cypress Point Classic, in which he won two of his three matches.

**2016 Summer Highlights:** Qualified for the U.S. Amateur with a T-2 finish at Newnan (Ga.) Country Club) ... Top summer finish otherwise was a tie for sixth at the Eastern Amateur ... Finished 17th at the Southeastern Amateur, tied for 30th at the Southern Amateur and tied for 37th at the Dogwood Invitational ... T-4 at U.S. Open local qualifier to be an alternate, but did not advance.

**2015-16:** Played in all 11 events for Tech, posting the team's fourth-best stroke average of 73.77 over 31 rounds ... Earned his only top-10 finish at the Clemson Invitational (T-7) with a 1-over-par score of 217 ... Placed T-12 at the Carpet Capital Collegiate (220, +4), T-29 in the ACC Championship (219, +3) and T-26 in the NCAA Tucson Regional (219, +3) ... Finished T-36 at the DICK'S Sporting Goods Collegiate Challenge Cup (221, +8) ... T-36 at the United States Collegiate Championship at the Golf Club of Georgia (221, +5) ... Remaining finishes all between 41st and 67th.

**2014-15:** Played in seven events as a member of Tech's travel team, nine events altogether ... Best finish was a tie for ninth at the Seminole Intercollegiate (-5) ... Finished 37th or better in five other events, including a T-34 at the ACC Championship where he counted twice for the team ... Tied for 23rd in his collegiate debut at the DICK'S Sporting Goods Collegiate Challenge Cup, and tied for 34th at the Jerry Pate National ... Tied for 25th competing as an individual at the U.S. Collegiate Championship ... Tied for 54th at the NCAA Championship and counted four Tech all four days ... 73.57 average over 28 rounds.

**2014 Amateur Highlights:** Finished third at the Dixie Amateur in Coral Springs, Fla. (-4).

**Junior Golf:** Second-team Rolex Junior All-American in 2012 ... One of the nation's top 50 golfers in the class of 2014 and among the top 100 for all classes ... No. 66 in the Golfweek junior rankings and No. 75 in the Junior Golf Scoreboard for all juniors ... In the class of 2014, he was No. 37 in Golfweek and No. 41 in the Junior Golf Scoreboard ... Earned three top-10 finishes and eight other top-20s in junior events in 2013 ... Runner-up at the Trusted Choice "Big I" National Championship and finished seventh at the North & South Junior at Pinehurst in 2013 ... Won the 2012 Taylor Made-adidas Golf Junior All-Star at Chateau Elan and had two other top-10 finishes in 2012.

**High School:** Member of five consecutive class A state championship teams from 2010 through 2014 at Brookstone High School ... Was the runner up medalist in 2012 and won the individual championship in 2013 and 2014) ... Member of the National Honor Society and the Honor Council ... Honor Roll and Principals List all four years of high school.

**Personal:** Full name is James Clinton Clark ... Son of Jim and Katharine Clark ... Born in Columbus, Ga. ... His father Jim and uncle Will also attended Tech in the 1980s ... Active volunteer for Habitat for Humanity ... Enjoys fishing, hunting, dirt-bike riding and spending time on the lake ... Began playing golf at age 8, and has had two holes-in-one ... Studying business administration.

## TOURNAMENT RESULTS

| 2014-15                                | Date          | Rounds | Scores          | Par | Rank      | W-L     |
|--|---------------|--------|-----------------|-----|-----------|---------|
| DICK'S Sporting Goods Challenge Cup    | 9/19-20/2014  | 3      | 76-71-72=219    | +6  | 123rd/60  | 37-22   |
| Jerry Pate National Intercollegiate    | 10/6-7/2014   | 3      | 75-70-75=220    | +10 | 134th/60  | 26-33   |
| United States Collegiate Championship  | 10/17-19/2014 | 3      | 71-75-71=217    | +1  | 125th/79  | 54-24   |
| Seminole Intercollegiate               | 3/13-15/2015  | 3      | 69-69-73=211    | -5  | 19th/90   | 81-8    |
| Valspar Collegiate Invitational        | 3/23-24/2015  | 3      | 80-75-70=225    | +12 | 154th/73  | 19-53   |
| Robert Kepler Intercollegiate          | 4/11-12/2015  | 3      | 74-75-75=224    | +11 | 137th/75  | 38-36   |
| Atlantic Coast Conference Championship | 4/24-26/2015  | 3      | 73-77-72=222    | +6  | 134th/60  | 26-33   |
| NCAA San Diego Regional                | 5/14-16/2015  | 3      | 77-72-73=222    | +6  | 129th/75  | 46-28   |
| NCAA Championship                      | 5/29-6/1/2015 | 4      | 76-75-79-70=300 | +12 | 154th/156 | 102-53  |
| SEASON TOTALS                          |               | 28     | 2060 Avg. 73.57 | +2  |           | 429-290 |

| 2015-16                                | Date          | Rounds | Scores          | Par | Rank      | W-L     |
|--|---------------|--------|-----------------|-----|-----------|---------|
| Carpet Capital Collegiate              | 9/11-13/2015  | 3      | 75-72-73=220    | +4  | 112th/81  | 69-11   |
| DICK'S Sporting Goods Challenge Cup    | 9/25-27/2015  | 3      | 71-69-81=221    | +8  | 136th/60  | 24-35   |
| United States Collegiate Championship  | 10/16-18/2015 | 3      | 71-79-71=221    | +5  | 136th/90  | 54-35   |
| Kawah Classic by Aramark               | 11/1-3/2015   | 2      | 71-77=148       | +4  | 141st/116 | 75-40   |
| Amer Ari Invitational                  | 2/4-6/2016    | 3      | 73-73-71=217    | +1  | 152nd/115 | 63-51   |
| Puerto Rico Classic                    | 2/21-23/2016  | 3      | 78-73-71=222    | +6  | 144th/75  | 31-43   |
| Valspar Collegiate Invitational        | 3/21-22/2016  | 3      | 78-77-77=232    | +19 | 167th/83  | 16-66   |
| Clemson Invitational                   | 4/1-3/2016    | 3      | 72-74-71=217    | +1  | 17th/66   | 59-6    |
| Princeton Invitational                 | 4/9-10/2016   | 2      | 77-74=151       | +9  | 148th/81  | 33-47   |
| Atlantic Coast Conference Championship | 4/22-24/2016  | 3      | 73-71-75=219    | +3  | 129th/60  | 31-28   |
| NCAA Tucson Regional                   | 5/16-18/2016  | 3      | 74-72-73=219    | +3  | 126th/75  | 49-25   |
| SEASON TOTALS                          |               | 31     | 2287 Avg. 73.77 | +2  |           | 504-387 |

| 2016-17                                | Date          | Rounds | Scores          | Par | Rank      | W-L     |
|--|---------------|--------|-----------------|-----|-----------|---------|
| Carpet Capital Collegiate              | 9/9-11/2016   | 3      | 69-71-70=210    | -6  | 111th/78  | 67-10   |
| Maul Jim Intercollegiate               | 9/23-25/2016  | 3      | 71-72-75=218    | +5  | 148th/93  | 45-47   |
| Golf Club of Georgia Collegiate        | 10/21-23/2016 | 3      | 74-71-73=218    | +2  | 129th/90  | 61-28   |
| Amer Ari Invitational                  | 2/2-4/2017    | 3      | 76-67-69=212    | -4  | 127th/120 | 93-26   |
| Puerto Rico Classic                    | 2/19-21/2017  | 3      | 81-70-71=222    | +6  | 140th/75  | 35-39   |
| Seminole Intercollegiate               | 3/10-12/2017  | 3      | 69-68-71=208    | -8  | 18th/81   | 73-7    |
| Valspar Collegiate Invitational        | 3/19-21/2017  | 3      | 77-70-69=216    | +3  | 17th/78   | 61-16   |
| Clemson Invitational                   | 4/7-9/2017    | 3      | 72-69-73=214    | -2  | 13rd/70   | 67-2    |
| Atlantic Coast Conference Championship | 4/21-22/2017  | 3      | 77-73-76=226    | +10 | 137th/60  | 23-36   |
| NCAA Stanford Regional                 | 5/15-17/2017  | 3      | 71-69-74=214    | +4  | 127th/75  | 48-26   |
| SEASON TOTALS                          |               | 30     | 2158 Avg. 71.93 | E   |           | 573-237 |

## CAREER STATISTICS

| Season  | Rounds | Strokes | LoRnd | Par/- | Events | Top1 | Top5 | Top10 | W-L      | Pct  | Avg   |
|---------|--------|---------|-------|-------|--------|------|------|-------|----------|------|-------|
| 2014-15 | 28     | 2060    | 69    | 10    | 9      | -    | -    | 1     | 429-290  | .597 | 73.57 |
| 2015-16 | 31     | 2287    | 69    | 12    | 11     | -    | -    | 1     | 504-387  | .566 | 73.77 |
| 2016-17 | 30     | 2158    | 67    | 17    | 10     | -    | 1    | 2     | 573-237  | .707 | 71.93 |
| Totals  | 89     | 6505    | 67    | 39    | 30     | -    | 1    | 4     | 1506-914 | .622 | 73.09 |



# STUDENT-ATHLETE PROFILES

## WILL DICKSON

Redshirt Freshman • 6-3 • 193 • Providence, R.I. • Moses Brown HS

**Career Notes:** The No. 2 junior player in the state of Rhode Island, ranked No. 72 nationally in the class of 2017 by the Junior Golf Scoreboard ... Committed to Tech early in the recruiting process ... Prior to summer of 2016, spent time working at a caddie camp to network and work on his game ... Physically ready for college golf according to Coach Bruce Heppler ... Redshirted in 2017-18.

**Junior Golf:** A qualifier for the U.S. Amateur in August and the U.S. Junior Amateur in July of 2016 ... Advanced to the Round of 16 in the 2014 U.S. Junior Amateur, losing to eventual champion Will Zalatoris ... Also finished seventh at the 2016 Junior Orange Bowl International Championship ... Won the 2012 Rhode Island Junior Amateur at age 13.

**High School:** Attended Moses Brown High School in Providence, where he won four consecutive state high school championships in 2014, 2015, 2016 and 2017, becoming the first Rhode Island golfer to accomplish that feat ... Led Moses Brown to three state team titles (2014, 2015, 2016) under coach Ransom Griffin ... Earned all-state honors by the Providence Journal all four years of high school ... Also swam freestyle and backstroke events for three seasons on the Moses Brown HS team.

**Personal:** Full name is Will Greene Dickson ... Born October 29, 1998 in Providence ... Son of John and Camille Dickson ... Has an older brother, Jim, and an older sister, Sara, who played college golf at Methodist University ... Began playing golf at age 3 ... Enjoys swimming and caddying ... Plans to study business administration with the aim of becoming a financial advisor.



## BARTLEY FORRESTER

Freshman • 6-4 • 173 • Gainesville, Ga. • North Hall HS

**Career Notes:** One of the state of Georgia's top golf prospects and a star student who enrolls at Georgia Tech on the heels of a standout prep and junior career.

**Junior Golf:** Ranked No. 76 nationally in the class of 2018 Golfweek boys rankings ... Finished in the top 25 in seven of 12 junior events since April of 2017, including a ninth-place finish in the 2017 Georgia Junior Amateur Championship in Statesboro, Ga. (1-over-par 217) ... Also finished 21st in the 2017 AJGA Davis Love III Junior Open, 22nd in the Bubba Conlee National Junior Tournament, 23rd in both the AJGA Philadelphia Junior and the Jones Cup Junior Invitational (where he was the low finisher from Georgia) ... In 2016, he won the Athens Junior Classic (8-under-par 136) and finished sixth at the Bubba Conlee National.

**High School:** First-team all-state selection (2016) for coach Kyle Frederick at North Hall High School ... Won the GHSA region 8AAAA individual title in 2015 and 2016, and the area 3AAA individual title in 2018 ... Won the Hall County Boys Championship in 2016 and 2017 ... Won the 2017 and 2018 Coal Mountain Golf Classic in Cumming, Ga ... Earned North Hall's STAR Student Award for having the highest SAT score in his senior class, and compiled a 4.0 GPA.

**Personal:** Full name is Bartley Andrew Forrester ... Born September 4, 1999 in Gainesville, Ga. ... Son of Emmett and Julie Forrester ... Oldest of two children ... His uncle, Carlton, played golf at Georgia Tech from 1996-2000 and earned All-ACC honors in 1999 ... Several other relatives have attended Georgia Tech ... Began playing golf competitively in eighth grade (age 14) ... Enjoys playing basketball, video games and table tennis ... Intends to study mechanical engineering.





## STUDENT-ATHLETE PROFILES

## CONNOR HOWE

Freshman • 6-1 • 158 • Ogden, Utah • Weber HS

**Career Notes:** Comes to Georgia Tech after a high school career in which he earned all-state honors four times and with a top-50 ranking nationally in the class of 2018 ... Chose the Yellow Jackets over Stanford, Washington, Arizona State, UNLV, UCLA, BYU and Utah.

**2018 Summer Highlights:** Won the Trusted Choice Big "I" National Championship at Daniel Island Club, S.C., by three shots (281, -7) ... Tied for 31st (+12) at the Monroe Invitational in Pittsford, N.Y., and for 46th at the Sahalee Players Championship in Sammamish, Wash.

**Junior Golf:** Ranked No. 41 in the Class of 2018 and 168th overall by Golfweek ... Listed No. 110 in the class of 2018 (No. 2 in the state of Utah) and 190th overall by the Junior Golf Scoreboard ... Won the AJGA Hale Irwin Junior in 2017, and finished in the top 10 in four of 10 junior golf events since the beginning of 2017, including a runner-up performance in the FCWT Junior Tournament in Phoenix, Ariz. ... Other top-10 finishes included the AJGA Project Worldwide Championship in Palos Verdes, Calif., and the Golfweek West Coast Junior Invitational ... Also earned top-10 finishes in the AJGA PING Heather Farr Classic and the FCWT at Grayhawk Raptor.

**High School:** Four-time all-state and all-district performer for coach Kory Woodland at Weber High School in Pleasant View, Utah, Lettered four years, serving as team captain all four years ... Won the Utah individual state championship in 2016 and 2017 ... Led Weber HS to district titles in 2016, 2017 and 2018 ... Shot a state-record low score of 62 (-10) in the 2015 state high school championship.

**Personal:** Full name is Connor C. Howe ... Born March 1, 2000 in Omaha, Neb. ... Son of Chad and Kami Howe ... Has a twin brother, Hunter, and two younger siblings ... Father, Chad, played college football at BYU Idaho, aunt Tenille played college golf at Weber State, grandfather Virgil played professional baseball in the Philadelphia Phillies organization ... His father first took him to the golf course at age 5 ... Enjoys hunting and fishing, as well as playing basketball, table tennis and cornhole, in his spare time ... Plans to study business administration at Tech.



## LUKA KARALIC

Freshman • 6-0 • 158 • Dacula, Ga. • Mill Creek HS

**Career Notes:** One of the state of Georgia's top prospects, all-state three times and Gwinnett County boys golfer of the year in 2018, who enrolls at Georgia Tech on the heels of leading his high school team to consecutive state championships in the highest classification.

**2018 Summer Highlights:** Tied for 23rd (+5) at the Southeastern Amateur in Columbus, Ga.

**Junior Golf:** Ranked No. 180 in the class of 2018 (No. 7 in Georgia) and No. 347 overall by the Junior Golf Scoreboard, as well as No. 378 in Golfweek's boys rankings ... In six junior events in 2017, Karalic's best performance was a 10th place finish at the AJCA Under Armour/Hunter Mahan Championship ... Had top-25 showings in the AJGA Junior at RiverWatch and the AJGA Davis Love III Junior Open.

**High School:** Three-time all-state selection for Jeremy York and David Allen at Mill Creek High School, which won the 7A state championship in 2017 and 2018, as well as a region title in 2016 ... Named Gwinnett County Golf of the Year in 2018 by the Gwinnett Daily Post, and all-county each of his final three years at Mill Creek ... Shot 71 and 76 in the 2017 state tournament to place fourth individually and help the Hawks to the team championship ... Shot 71 in a rain-shortened 2018 state championship and finished second individually, but his hawks team won the team title by a stroke.

**Personal:** Full name is Luka Branko Karalic (pronounced kuh-RAW-lick) ... Born July 18, 2000 in Akron, Ohio ... Son of Benny and Jane Karalic ... Father Benny competed for his native Yugoslavia (4x400m relay) in the 1988 Seoul Olympic Games ... Third of four children ... Oldest brother Marko was a varsity swimmer at Berry College in 2012-13 ... Enjoys fishing and table tennis ... Career goal is to be a stock broker or financial advisor.



## STUDENT-ATHLETE PROFILES

## NOAH NORTON

Sophomore • 6-0 • 170 • Chico, Calif. • Pleasant Valley HS

**Career Notes:** The No. 6 player in the class of 2017, No. 11 among players in all classes, according to the Junior Golf Scoreboard ... Second-team Rolex Junior All-American by the American Junior Golf Association ... Came to Tech on the heels of a standout summer, including an appearance in the U.S. Amateur at Riviera Country Club ... Ranked No. 101 in the World Amateur Golf Rankings, highest among Tech players.



**2018 Summer Highlights:** Tied for 48th at the Sunnehanna Amateur (289, +9) ... Qualified for the U.S. Amateur by finishing second at the qualifier in Green Valley, Calif. (68-68).

**2017-18:** Finished the spring as Tech's highest-ranked player - No. 57 by Golfstat, No. 72 in the Golfweek/Sagarin Index ... Earned a spot on the All-ACC team and the GCAA All-East Region team ... Also named to the GCAA All-Freshman team ... Led the Yellow Jackets with four top-10 finishes and ranked second with a 71.43 stroke average ... Tied for 15th in his first collegiate event (Carpet Capital Collegiate), then followed with a T-8 at the Maui Jim Intercollegiate and a T-7 at the Franklin American Mortgage Collegiate ... This spring, he finished T-7 (Puerto Rico Classic, T-2 (General Hackler Championship) and T-13 (Valspar Collegiate) before missing the Irish Creek event and struggling in the ACC Championship with a back injury ... Tied for 23rd at the Amer Ari Invitational, but shot his best score of the spring there (-6, 210) ... Named to the All-ACC Academic golf team and the ACC Academic Honor Roll.

**2017 Summer Highlights:** Won two matches at the U.S. Amateur before losing to No. 42 Theo Humphrey in the round of 16 ... Advanced to match play with a T-35 finish in stroke play ... Qualified for the U.S. Amateur by tying for second place and grabbing one of three spots available at Sunnyside, Calif. ... Advanced to match play (T-53) at the U.S. Junior Amateur and won his first-round match against the defending champion Min Woo Lee of Australia before falling in the round of 32 ... Advanced all the way to the finals of the California Amateur where he lost 1-up in the championship match, tied for 25th place in stroke play.

**Junior Golf:** Made the field for the 2016 and 2017 U.S. Junior Amateur Championships ... Shared medalist honors with 66-70--136 at the Fresno, Calif., sectional qualifier in 2016 ... Also shot a 67 in the U.S. Open local qualifying at Pasatiempo Golf Club in Santa Cruz to advance to sectional play ... Captured the Chico City Championship in in 2014 and 2016 ... Scored a 3-shot win at the 2016 AJGA Ping Invitational at Karsten Creek Golf Club in Oklahoma, an event which featured the top 50 ranked junior golfers in the world ... Runner-up at the 2017 AJGA Thunderbird Invitational.

**High School:** Attended Pleasant Valley High School, which won the NSCIF Championship in 2016 and 2017 under coach Dave Crawford ... Qualified as an individual for the California State Championship all four years, finishing 16th in 2014, fourth in 2015, 12th in 2016 and runner-up in 2017, and was his school's division champion all four years, and sectional champion three years ... Made the All-USA Boys Golf second team in 2017 ... Graduated with a perfect 4.0 GPA.

**Personal:** Full name is Noah Riley Norton ... Born May 27, 1999 in Chico ... Son of Frank and Jeannie Norton ... Has an older sister, Ciena, 21 ... Began playing golf at age 5 with clubs given to him by his grandfather ... Enjoys working out, table tennis and basketball ... Studying business administration.

## TOURNAMENT RESULTS

| 2017-18                                | Date          | Rounds | Scores          | Par | Rank      | W-L     |
|--|---------------|--------|-----------------|-----|-----------|---------|
| Carpet Capital Collegiate              | 9/8-10/2017   | 3      | 73-73-69=215    | -1  | 115th/81  | 66-14   |
| Maui Jim Intercollegiate               | 9/22-24/2017  | 3      | 69-75-70=214    | -2  | 18th/78   | 70-7    |
| Franklin American Mortgage Collegiate  | 10/8-10/2017  | 3      | 76-68-71=215    | -1  | 17th/68   | 61-6    |
| Golf Club of Georgia Collegiate        | 10/20-22/2017 | 3      | 75-71-74=220    | +4  | 159th/78  | 19-58   |
| Amer Ari Invitational                  | 2/1-3/2018    | 3      | 69-67-74=210    | -6  | 123rd/114 | 91-22   |
| Puerto Rico Classic                    | 2/18-20/2018  | 3      | 68-71-74=213    | E   | 17th/75   | 68-6    |
| General James Hackler Championship     | 3/10-11/2018  | 3      | 70-72-69=211    | -5  | 12nd/84   | 82-1    |
| Valspar Collegiate Invitational        | 3/18-20/2018  | 3      | 73-69-71=213    | -3  | 113th/90  | 77-12   |
| Atlantic Coast Conference Championship | 4/20-22/2018  | 3      | 77-71-73=221    | +5  | 148th/60  | 12-47   |
| NCAA Raleigh Regional                  | 5/14-16/2018  | 3      | 70-69-72=211    | -2  | 126th/75  | 49-25   |
| SEASON TOTALS                          |               | 30     | 2143 Avg. 71.43 | E   |           | 595-198 |

## CAREER STATISTICS

| Season  | Rounds | Lo54 | LoRnd | Par/- | Events | Top1 | Top5 | Top10 | W-L     | WLPct | Avg   |
|---------|--------|------|-------|-------|--------|------|------|-------|---------|-------|-------|
| 2017-18 | 30     | 210  | 67    | 18    | 10     | -    | 1    | 4     | 595-198 | .750  | 71.43 |
| Totals  | 30     | 210  | 67    | 18    | 10     | -    | 1    | 4     | 595-198 | .750  | 71.43 |





## STUDENT-ATHLETE PROFILES

## ANDY OGLETREE

Junior • 6-1 • 167 • Little Rock, Miss. • Union HS

**Career Notes:** Strong, long hitter with good athletic ability ... Top-ranked player in the state of Mississippi and and No. 11 nationally in his class ... Currently No. 272 in the World Amateur Golf Ranking ... Tech's first golfer from the state of Mississippi ... One of the best drivers ever in the program ... Has the best fundamentals, produces very good shots ... Good putting stroke ... Has major upside, just needs experience in tournament golf on the challenging courses that he sees on the college level.



**2018 Summer Highlights:** Advanced out of a U.S. Open local qualifier April 30 in Marietta, Ga., co-medalist with a 67 (-3), but fell two shots shy of qualifying for the U.S. Open at his sectional qualifier in Roswell, Ga. ... Shot 70-69 on the weekend to finish tied for third at the Monroe Invitational (284, +4) ... Tied for 38th at the Players Amateur ... Qualified for the U.S. Amateur by finishing third (71-69) at the Brickyard in Macon, Ga.

**2017-18:** Continued his solid, steady play, posting five top-20 finishes and between 16th and 43rd in the rest ... Earned GCAA All-East Region recognition ... Tied for seventh in the opening event of the fall, the Carpet Capital Collegiate ... Top finishes in the spring were a T-15 at the General Hackler Championship and T-13 at the Valspar Collegiate, and he tied for 16th at the NCAA Raleigh Regional (209, -4) ... Stroke average of 71.88 was fifth on the team ... Ranked No. 86 nationally by Golfstat, No. 101 in Golfweek/Sagarin ratings ... One of three Jackets to play in all 10 events this year ... Advanced out of a U.S. Open local qualifier April 30 in Marietta, Ga., co-medalist with a 67 (-3).

**2017 Summer Highlights:** Qualified for the U.S. Amateur by tying for third place in his qualifier at Capital City Club-Crabapple Course ... Tied for 15th in stroke play at the U.S. Amateur, but lost his opening round match ... Three top-10 finishes this summer; T-7 at the Monroe Invitational, T-10 at the Dogwood Invitational and T-10 at the Players Amateur.

**2016-17:** Enjoyed a solid freshman year, playing in every event, eight of those as a member of the travel team ... Had four top-20 finishes (T18 at Maui Jim Intercollegiate, T12 at Puerto Rico Classic, T18 at Valspar Collegiate, T17 at NCAA Stanford Regional), and three others close to the top 20 (T22 at Amer Ari Invitational, Clemson Invitational and ACC Championship) ... Best tournament score was 211 (-2 at Maui Jim, -5 at Amer Ari) ... Did not finish lower than 44th with one exception (Golf Club of Georgia) ... Posted a 72.63 stroke average (5th on the team) and was ranked No. 173 by Golfstat (No. 194 in the Golfweek/Sagarin Index).

**2016 Summer Highlights:** Capped off a solid summer with a five-shot victory at the Cardinal Amateur ... Also tied for 13th at the Southeastern Amateur and 36th at the Sage Valley Junior Invitational.

**High School:** Lettered six years in varsity golf at Union High School ... Won class AA state medalist honors five times, and won the 2016 title by 16 strokes ... Earned all-state honors six times from 2011-16 and was named the state player of the year in 2016 ... Led Union to 2016 state team championship and six district titles ... Also played basketball in ninth grade ... Perennial honor roll student.

**Junior Golf:** Ranked No. 25 nationally in all classes and No. 11 in the class of 2016 by the Junior Golf Scoreboard ... Top-ranked junior in his class in the state of Mississippi and No. 2 overall ... In 2015, finished 23rd in the Western Junior, 24th in the Junior Players and 24th in the Foot Joy Junior ... Made it to the quarterfinals of the U.S. Junior Amateur Championship and shot a 65 in a sectional qualifier to reach the U.S. Amateur.

**Personal:** Full name is James Andrew Ogletree ... Born April 3, 1998 in Flowood, Miss. ... Son of Jim and Melissa Ogletree ... Has two younger brothers, Eric and Colin ... Enjoys all sports ... Majoring in business administration.

## TOURNAMENT RESULTS

| 2016-17                                | Date          | Rounds    | Scores                 | Par       | Rank      | W-L            |
|--|---------------|-----------|------------------------|-----------|-----------|----------------|
| Carpet Capital Collegiate              | 9/9-11/2016   | 3         | 72-77-70=219           | +3        | 138th/78  | 40-37          |
| Maui Jim Intercollegiate               | 9/23-25/2016  | 3         | 69-70-72=211           | -2        | 118th/93  | 75-17          |
| Golf Club of Georgia Collegiate        | 10/21-23/2016 | 3         | 74-82-77=233           | +17       | 180th/90  | 10-79          |
| Amer Ari Invitational                  | 2/2-4/2017    | 3         | 72-68-71=211           | -5        | 122nd/120 | 98-21          |
| Puerto Rico Classic                    | 2/19-21/2017  | 3         | 73-70-72=215           | -1        | 112th/75  | 63-11          |
| Seminole Intercollegiate               | 3/10-12/2017  | 3         | 75-72-72=219           | +3        | 144th/81  | 37-43          |
| Valspar Collegiate Invitational        | 3/19-21/2017  | 3         | 74-73-70=217           | +4        | 118th/78  | 60-17          |
| Clemson Invitational                   | 4/7-9/2017    | 3         | 73-71-79=223           | +7        | 122nd/70  | 48-21          |
| Atlantic Coast Conference Championship | 4/21-22/2017  | 3         | 73-75-72=220           | +4        | 122nd/60  | 38-21          |
| NCAA Stanford Regional                 | 5/15-17/2017  | 3         | 70-72-69=211           | +1        | 117th/75  | 58-16          |
| <b>SEASON TOTALS</b>                   |               | <b>30</b> | <b>2179 Avg. 72.63</b> | <b>+1</b> |           | <b>527-283</b> |

| 2017-18                                | Date          | Rounds    | Scores                 | Par      | Rank      | W-L            |
|--|---------------|-----------|------------------------|----------|-----------|----------------|
| Carpet Capital Collegiate              | 9/8-10/2017   | 3         | 69-68-73=210           | -6       | 17th/81   | 74-6           |
| Maui Jim Intercollegiate               | 9/22-24/2017  | 3         | 80-74-69=223           | +7       | 133rd/78  | 45-32          |
| Franklin American Mortgage Collegiate  | 10/8-10/2017  | 3         | 75-77-68=220           | +4       | 117th/68  | 51-16          |
| Golf Club of Georgia Collegiate        | 10/20-22/2017 | 3         | 71-71-70=212           | -4       | 123rd/78  | 55-22          |
| Amer Ari Invitational                  | 2/1-3/2018    | 3         | 73-69-71=213           | -3       | 132nd/114 | 82-31          |
| Puerto Rico Classic                    | 2/18-20/2018  | 3         | 74-74-75=223           | +10      | 143rd/75  | 32-42          |
| General James Hackler Championship     | 3/10-11/2018  | 3         | 70-76-69=215           | -1       | 115th/84  | 69-14          |
| Valspar Collegiate Invitational        | 3/18-20/2018  | 3         | 73-68-72=213           | -3       | 113th/90  | 77-12          |
| Irish Creek Intercollegiate            | 4/7-8/2018    | 3         | 74-73-74=221           | +8       | 130th/88  | 58-29          |
| Atlantic Coast Conference Championship | 4/20-22/2018  | 3         | 72-68-73=213           | -3       | 124th/60  | 36-23          |
| NCAA Raleigh Regional                  | 5/14-16/2018  | 3         | 70-69-70=209           | -4       | 116th/75  | 59-15          |
| <b>SEASON TOTALS</b>                   |               | <b>33</b> | <b>2372 Avg. 71.88</b> | <b>E</b> |           | <b>638-242</b> |

## CAREER STATISTICS

| Season        | Rounds    | Lo54       | LoRnd     | Par/-     | Events    | Top1     | Top5     | Top10    | W-L             | WLPct       | Avg          |
|---------------|-----------|------------|-----------|-----------|-----------|----------|----------|----------|-----------------|-------------|--------------|
| 2016-17       | 30        | 211        | 68        | 16        | 10        | -        | -        | -        | 527-283         | .651        | 72.63        |
| 2017-18       | 33        | 209        | 68        | 18        | 11        | -        | -        | 1        | 638-242         | .725        | 71.88        |
| <b>Totals</b> | <b>63</b> | <b>209</b> | <b>68</b> | <b>34</b> | <b>21</b> | <b>-</b> | <b>-</b> | <b>1</b> | <b>1165-525</b> | <b>.689</b> | <b>72.24</b> |



## STUDENT-ATHLETE PROFILES

## LUKE SCHNIEDERJANS

Junior • 6-2 • 158 • Powder Springs, Ga. • Harrison HS

**Career Notes:** Came to Georgia Tech ranked No. 51 nationally in the class of 2016 by the Junior Golf Scoreboard when he signed with the Yellow Jackets in the spring of 2016 ... Currently ranked No. 133 in the World Amateur Golf Rankings ... Followed older brother and three-time All-American Ollie Schniederjans into the Tech program ... Has made the All-Atlantic Coast Conference team as a freshman and a sophomore ... Very good driver of the ball ... Puts as well as anyone on the team ... Creative around the greens and a very good wedge player ... Has similar confidence and belief in his ability as does Ollie.



**2018 Summer Highlights:** Tied for sixth at The Dogwood (274, -14) ... Tied for 45th at the Sunnehanna Amateur (288, +8) ... Tied for 11th at the Players Amateur (277, -7) ... Tied for 37th at the Porter Cup (286, +6).

**2017-18:** Had a solid sophomore season with six top-20 finishes in 11 events and a 71.67 stroke average, third on the team ... Made the All-ACC team and the GCAA All-Region team for the second straight year ... Four of those top-20s came in the fall season, with best finish of T-7 at the Franklin American Mortgage Collegiate ... Best showing of the spring was a tie for 12th at the ACC Championship, where he shot a career-best 65 (-7) in the opening round ... Tied for 18th at the Valspar Collegiate Invitational ... Ranked No. 70 nationally by Golfstat and No. 90 in the Golfweek/Sagarin Ratings ... Tied for ninth in the Patriot All-American over the holiday break between semesters.

**2017 Summer Highlights:** Qualified for the U.S. Amateur by winning the qualifier at Capital City Club-Crabapple Course, missed by one stroke of reaching match play at the U.S. Amateur ... Runner-up by one stroke at the Dogwood Invitational ... Tied for seventh at the Players Amateur and tied for 10th at the Northeast Amateur.

**2016-17:** Made the All-ACC team and the GCAA All-East Region team on the strength of two tournament victories ... Made a splash from the start, winning the Carpet Capital Collegiate (competing as an individual) in his very first collegiate event in the fall (205, -11) ... Added a second victory at the Puerto Rico Classic in the spring (206, -10) ... Earned his third top-5 finish with a T-3 at the Seminole Intercollegiate (205, -11) ... Tech's top finisher at the NCAA Stanford Regional (T-12) ... Finished with Tech's best stroke average at 71.87 in 30 rounds, and is ranked No. 89 nationally in the Golfweek/Sagarin Index (No. 122 in Golfstat) ... Teamed with Tyler Strafaci to win both of their foursomes matches at the Cypress Point Classic match play event in the fall.

**2016 Summer Highlights:** Medalist (65-69) at the U.S. Amateur qualifier at Horseshoe Bend Country Club in Atlanta ... Reached the semifinals of match play in the Georgia State Amateur after tying for 11th in stroke play ... Also played well in U.S. Open local (T-4) and sectional (T-11) qualifiers ... Tech's top finisher in the Dogwood Invitational (T-10) ... T-25 at the Terra Cotta Invitational.

**High School/Junior Golf:** All-state performer in Georgia in 2014 and 2015 at Harrison High School for coach Dennis Attaway ... Helped the Hoyas to three class AAAAAA regional titles from 2013 to 2015 and won medalist honors in 2015 ... Graduated from Harrison before his senior season ... On the junior circuit, Schniederjans was ranked No. 110 nationally among all classes, No. 6 in Georgia in his class, having earned four victories in junior events and 18 top-10 finishes overall in the last three years ... In 2016, won the Amelia Island Junior Open in the Hurricane Junior Golf Tour, tied for seventh at the Florida Azalea Amateur and tied for 19th at the Puerto Rico Junior Open, an American Junior Golf Association event.

**Personal:** Full name is Luke Charles Schniederjans ... Born June 12, 1998 in Atlanta ... Son of Oliver and Linda Schniederjans ... Older brother Ollie was a first-team All-American and Atlantic Coast Conference Player of the Year in 2014 and 2015 ... Older brother Ben is a pitcher on the Yellow Jackets' baseball team, currently sidelined after undergoing elbow surgery ... Began playing golf full-time around age 12 ... Enjoys all sports, golf history and movies ... Majoring in business administration.

## TOURNAMENT RESULTS

| Tournament                             | Date          | Rounds    | Scores                 | Par      | Rank      | W-L            |
|--|---------------|-----------|------------------------|----------|-----------|----------------|
| Carpet Capital Collegiate              | 9/9-11/2016   | 3         | 69-66-70=205           | -11      | 1st/78    | 77-0           |
| Maul Jim Intercollegiate               | 9/23-25/2016  | 3         | 69-67-72=208           | -5       | 13th/93   | 80-12          |
| Golf Club of Georgia Collegiate        | 10/21-23/2016 | 3         | 75-71-75=221           | +5       | 143rd/90  | 47-42          |
| Amer Ari Invitational                  | 2/2-4/2017    | 3         | 73-73-76=222           | +6       | 181st/120 | 39-80          |
| Puerto Rico Classic                    | 2/19-21/2017  | 3         | 68-73-65=206           | -10      | 1st/75    | 74-0           |
| Seminole Intercollegiate               | 3/10-12/2017  | 3         | 66-71-68=205           | -11      | 3rd/81    | 78-2           |
| Valspar Collegiate Invitational        | 3/19-21/2017  | 3         | 78-69-76=223           | +10      | 146th/78  | 32-45          |
| Clemson Invitational                   | 4/7-9/2017    | 3         | 75-74-76=225           | +9       | 128th/70  | 42-27          |
| Atlantic Coast Conference Championship | 4/21-22/2017  | 3         | 77-74-80=231           | +15      | 50th/60   | 10-49          |
| NCAA Stanford Regional                 | 5/15-17/2017  | 3         | 76-62-72=210           | E        | 112th/75  | 63-11          |
| <b>SEASON TOTALS</b>                   |               | <b>30</b> | <b>2156 Avg. 71.87</b> | <b>E</b> |           | <b>542-268</b> |

| 2017-18                                | Date          | Rounds    | Scores                 | Par      | Rank      | W-L            |
|--|---------------|-----------|------------------------|----------|-----------|----------------|
| Carpet Capital Collegiate              | 9/8-10/2017   | 3         | 74-73-68=215           | -1       | 115th/81  | 66-14          |
| Maul Jim Intercollegiate               | 9/22-24/2017  | 3         | 76-69-72=217           | +1       | 116th/78  | 62-15          |
| Franklin American Mortgage Collegiate  | 10/8-10/2017  | 3         | 74-67-74=215           | -1       | 17th/68   | 61-6           |
| Golf Club of Georgia Collegiate        | 10/20-22/2017 | 3         | 72-68-71=211           | -5       | 112th/78  | 66-11          |
| Amer Ari Invitational                  | 2/1-3/2018    | 3         | 73-67-72=212           | -4       | 129th/114 | 85-28          |
| Puerto Rico Classic                    | 2/18-20/2018  | 3         | 71-75-77=223           | +10      | 143rd/75  | 32-42          |
| General James Harkler Championship     | 3/10-11/2018  | 3         | 71-69-77=217           | -2       | 122nd/84  | 62-21          |
| Valspar Collegiate Invitational        | 3/18-20/2018  | 3         | 68-73-73=214           | -2       | 118th/90  | 72-17          |
| Irish Creek Intercollegiate            | 4/7-8/2018    | 3         | 70-74-77=221           | +8       | 130th/88  | 58-29          |
| Atlantic Coast Conference Championship | 4/20-22/2018  | 3         | 65-74-69=208           | -8       | 112th/60  | 48-11          |
| NCAA Raleigh Regional                  | 5/14-16/2018  | 3         | 68-72-72=212           | -1       | 132nd/75  | 43-31          |
| <b>SEASON TOTALS</b>                   |               | <b>33</b> | <b>2365 Avg. 71.67</b> | <b>E</b> |           | <b>655-225</b> |

## CAREER STATISTICS

| Season        | Rounds    | Lo54       | LoRnd     | Par/-     | Events    | Top1     | Top5     | Top10    | W-L            | WLPct       | Avg          |
|---------------|-----------|------------|-----------|-----------|-----------|----------|----------|----------|----------------|-------------|--------------|
| 2017-18       | 30        | 210        | 67        | 18        | 10        | -        | 1        | 4        | 595-198        | .750        | 71.43        |
| <b>Totals</b> | <b>30</b> | <b>210</b> | <b>67</b> | <b>18</b> | <b>10</b> | <b>-</b> | <b>1</b> | <b>4</b> | <b>595-198</b> | <b>.750</b> | <b>71.43</b> |





## STUDENT-ATHLETE PROFILES

## ANTON SERAFINI

Junior • 6-2 • 174 • Lake Mary, Fla. • Lake Mary Prep

**Career Notes:** One of Florida's top prep golfers, graduated early from high school and enrolled at Georgia Tech in January, 2016, for the spring semester ... Has not yet seen action.

**2016 Summer Highlights:** Tied for 21st at the Eastern Amateur in Portsmouth, Va.

**Junior Golf:** Ranked 12th among junior golfers in the state of Florida ... Competed in the U.S. Junior Amateur Championship for the second time in July of 2016 (Ooltewah, Tenn.) ... Also tied for ninth place in stroke play and made the round of 16 in the 2014 U.S. Junior ... Posted nine top-10 finishes in junior tournaments over the last three years prior to enrolling at Tech, including three top-5 finishes in the Florida Boys Junior Championship ... Ranked No. 147 nationally in the Junior Golf Scoreboard and No. 167 in the Golfweek/Sagarin junior ratings.

**High School:** Lettered four years in golf for coaches Steve Ira and Bobby Hayes, helping Lake Mary with two state championships (2013, 2015), four regional titles (2012, 2013, 2014, 2015) and four district crowns (2012, 2013, 2014, 2015) ... Made the All-Central Florida boys team three times (2013, 2014, 2015) ... Graduated early from Lake Mary Prep with a 4.0 grade-point average.

**Personal:** Full name is Anton Nicolas Serafini ... Born August 1, 1998 ... Son of Anton and Lourdes Serafini ... Middle of three children ... Older sister Gabriella currently attends Georgia Tech ... Enjoys basketball, reading and fishing ... Majoring in industrial engineering.



## BEN SMITH

Redshirt Freshman • 6-1 • 174 • Novi, Mich. • Detroit Catholic Central

**Career Notes:** One of the top junior players in the state of Michigan who qualified for the U.S. Amateur prior to his senior year of high school ... Ranked as high as 158th overall, 99th in the class of 2017, and No. 2 in the state of Michigan according to the Junior Golf Scoreboard ... Redshirted in 2017-18, and was named to the ACC Academic Honor Roll.

**2018 Summer Highlights:** Advanced to match play at the Michigan State Amateur (Country Club of Detroit) by finishing third in stroke play (70-69, -3) ... T58 at the Monroe Invitational in Pittsford, N.Y.

**2017 Summer Highlights:** Won the Michigan Junior State Amateur for the second year in a row, topping Eric Nunn, 2 and 1, at Eagle Eye Golf Club in Bath ... Became the third golfer in state history to win the junior championship on consecutive years, and the first since match play was instituted in 2000.

**Junior Golf:** Qualified for 2016 U.S. Amateur at Oakland Hills in Michigan by finishing second in his sectional ... Earned five top-10 finishes in 12 events in 2016 and was ranked at one time among the top 50 junior in the country by the American Junior Golf Association ... Among his victories as a junior player were the 2016 Michigan Junior Amateur, the 2015 AJGA Philadelphia Runner Junior at Saucon Valley and the 2013 Michigan Optimist International.

**High School:** Lettered four years and served as team captain two years for coach Mike Anderson at Detroit Catholic Central ... Helped lead DCC to a pair of state championships in 2015 and 2016, finishing in the top five individually both times, as well as regional and district titles in 2014 and 2016 and a conference crown in 2017 ... Made the All-State Super Team three times (2015, 2016, 2017) ... Four-year honor roll student.

**Personal:** Full name is Benjamin T. Smith ... Born October 3, 1999 in Ann Arbor, Mich. ... Son of David and Wendy Smith ... Family also lived in Ypsilanti, Mich. ... Has an older sister, Jen ... Began playing golf at age 5 ... Enjoys playing table tennis, video games and basketball ... Plans to study business administration.



## STUDENT-ATHLETE PROFILES

## TYLER STRAFACI

Junior • 6-0 • 177 • Davie, Fla. • American Heritage School

**Career Notes:** One of the nation's top-ranked juniors in the class of 2016 who led his high school team to a pair of state titles and arrived at Tech on the heels of an excellent amateur schedule in 2016 ... Top-ranked player from the state of Florida ... Currently No. 72 in the World Amateur Golf Ranking ... Much stronger through work in the gym since his arrival on campus, gained 25-30 yards off the tee ... Improve length has allowed him to be more aggressive ... High IQ for playing the game, has good strategy for playing the course as well as how he practices, well above most freshmen.



**2018 Summer Highlights:** Became the first Georgia Tech undergraduate since 1998 to qualify for the U.S. Open ... Shot 78-72 (+10) at Shinnecock Hills to miss the cut by two strokes ... Prevailed in a 6-for-1 playoff in his U.S. Open sectional qualifier in Jupiter, Fla., taking the final available spot to qualify ... Finished T2 (67, -5) to advance from his U.S. Open local qualifier in Plantation, Fla. ... Qualifying for the U.S. Open earned him an exemption into the U.S. Amateur ... Tied for seventh at the Players Amateur (-9), and tied for second at the Porter Cup (-8) ... Tied for seventh in 72 holes of stroke play and advanced to the match play portion of the Western Amateur in Northfield, Ill. ... Tied for 19th in stroke play at the U.S. Amateur but fell in the first round of match play, 4 & 3, to Luis Gagne of Costa Rica.

**2017-18:** Tech's No. 2 player most of the year, No. 1 at the NCAA Raleigh Regional, where he was Tech's top finisher (T-13) ... Recorded a pair of top-10 finishes in 10 events, and led the team with a 71.30 stroke average ... Made the All-ACC team and the GCAA All-East Region team for the first time ... Best finish of the spring was a tie for seventh at the Puerto Rico Classic, and tied for 12th at the ACC Championship, firing a 5-under-par 31 on the back nine of the final round to help lift Tech to victory ... Tied for 23rd at the Valspar Collegiate and 24th at the Irish Creek Intercollegiate most recently ... Three top-20s in the fall, including a fourth-place finish at the Maui Jim Intercollegiate ... Played in the PGA Tour's Valspar Championship in March on a sponsor exemption he earned for winning the Valspar Collegiate last spring ... Ranked No. 54 by Golfstat and No. 62 in the Golfweek/Sagarin Index ... Named to the All-ACC Academic golf team and the ACC Academic Honor Roll.

**2017 Summer Highlights:** Reached the round of 32 at the U.S. Amateur, defeating Matthew Wolff of Oklahoma State, 3 and 2, before falling to Mark Lawrence of Virginia Tech, 1-up ... Tied for 35th to advance out of stroke play ... Won his sectional qualifier for the U.S. Amateur in Miami Beach (67-66) ... Tied for seventh place at the Monroe Invitational ... Tied for 12th place in stroke play and reached the semifinals of match play at the North & South Amateur ... Tied for fifth at the Trans-Mississippi Championship ... Competed in the U.S. Junior Amateur and lost a 10-for-1 playoff for the final spot in match play ... Named to the All-ACC Academic team.

**2016-17:** Played in only one stroke-play event in the fall but became a solid member of Tech's starting five in the spring, winning the Valspar Collegiate (211, -2) and tying for 18th at the Seminole Intercollegiate ... Did not finish below 48th in any tournament ... Third on the Tech team with a 72.54 stroke average, and was ranked No. 142 nationally in the Golfstat rankings (No. 155 in Golfweek/Sagarin Index) ... Teamed with Luke Schniederjans to win both of their foursomes matches at the Cypress point Classic match play event in the fall.

**2016 Summer Highlights:** Busy and excellent amateur schedule, beginning with a fifth-place finish at the Terra Cotta Invitational and a tie for 30th at the Sage Valley Junior Invitational ... Also tied for 27th at the Monroe Invitational.

**High School:** Played six years of varsity golf at American Heritage School in Plantation, Fla., for coach Brandt Moser ... Team captain as a junior and senior ... Won the individual state championship in 2015 and helped his team to state titles in 2012 and 2014 and runner-up finishes in 2013 and 2015 ... Made the all-county team from 2012-15 and was named county golfer of the year in 2015 ... Set a county record for consecutive 18-hole rounds under par (7) in 2015 ... National Honor Society member who graduated with highest honors.

**Junior Golf:** An honorable-mention Rolex Junior All-American in 2015 by the American Junior Golf Association ... Ranked as high as No. 24 nationally, No. 4 in the class of 2016 by the AJGA ... Ranked as high as No. 7 overall by the Golfweek/Sagarin index and 19th by the Junior Golf Scoreboard ... Top-ranked player in Florida in all three services ... Logged a pair of victories, another top-5 finish, seven top-10s and 11 top-20s out of 14 junior events in 2015 ... Captured victories in sectional qualifying tournaments for the U.S. Amateur and U.S. Junior Amateur, and reached the round of 32 in match play at the U.S. Junior Amateur.

**Personal:** Full name is Tyler Edwin Strafacci ... Born July 23, 1998 in Miami, Fla. ... Son of Frank and Jill Strafacci ... One older brother, Trent ... Frank played collegiate golf at Miami Dade North Junior College (1975-76) and the University of Florida (1976) ... Jill was a four-year golf letterwinner at Florida (1975-79) ... Grandfather, also named Frank, was a highly-ranked amateur golfer during the 1930s, '40s and '50s ... Introduced to golf at age 6 ... Enjoys fishing in the Florida Keys, basketball and movies ... Majoring in business administration.

## TOURNAMENT RESULTS

| 2016-17                                | Date          | Rounds | Scores          | Par | Rank      | W-L     |
|--|---------------|--------|-----------------|-----|-----------|---------|
| Golf Club of Georgia Collegiate        | 10/21-23/2016 | 3      | 75-73-73=221    | +5  | t43rd/90  | 47-42   |
| Amer Ari Invitational                  | 2/2-4/2017    | 3      | 69-70-69=208    | -8  | t13th/120 | 107-12  |
| Puerto Rico Classic                    | 2/19-21/2017  | 3      | 80-71-73=224    | +8  | t48th/75  | 27-47   |
| Seminole Intercollegiate               | 3/10-12/2017  | 3      | 70-70-71=211    | -5  | t18th/81  | 63-17   |
| Valspar Collegiate Invitational        | 3/19-21/2017  | 3      | 73-69-69=211    | -2  | 1st/78    | 77-0    |
| Clemson Invitational                   | 4/7-9/2017    | 3      | 81-71-75=227    | +11 | t31st/70  | 39-30   |
| Atlantic Coast Conference Championship | 4/21-22/2017  | 3      | 69-79-77=225    | +9  | t34th/60  | 26-33   |
| NCAA Stanford Regional                 | 5/15-17/2017  | 3      | 70-70-74=214    | +4  | t27th/75  | 48-26   |
| SEASON TOTALS                          |               | 24     | 1741 Avg. 72.54 | +1  |           | 434-207 |

| 2017-18                                | Date          | Rounds | Scores          | Par | Rank      | W-L     |
|--|---------------|--------|-----------------|-----|-----------|---------|
| Carpet Capital Collegiate              | 9/8-10/2017   | 3      | 74-70-71=215    | -1  | t15th/81  | 66-14   |
| Maui Jim Intercollegiate               | 9/22-24/2017  | 3      | 73-68-70=211    | -5  | 4th/78    | 74-3    |
| Franklin American Mortgage Collegiate  | 10/8-10/2017  | 3      | 78-71-70=219    | +3  | t13th/68  | 55-12   |
| Golf Club of Georgia Collegiate        | 10/20-22/2017 | 3      | 71-68-78=217    | +1  | t49th/78  | 29-48   |
| Amer Ari Invitational                  | 2/1-3/2018    | 3      | 66-73-74=213    | -3  | t32nd/114 | 82-31   |
| Puerto Rico Classic                    | 2/18-20/2018  | 3      | 69-71-73=213    | -1  | t7th/75   | 68-6    |
| Valspar Collegiate Invitational        | 3/18-20/2018  | 3      | 73-72-70=215    | -1  | t23rd/90  | 67-22   |
| Irish Creek Intercollegiate            | 4/7-8/2018    | 3      | 71-76-73=220    | +7  | t24th/88  | 64-23   |
| Atlantic Coast Conference Championship | 4/20-22/2018  | 3      | 70-70-68=208    | -8  | t12th/60  | 48-11   |
| NCAA Raleigh Regional                  | 5/14-16/2018  | 3      | 68-69-71=208    | -5  | t13th/75  | 62-12   |
| SEASON TOTALS                          |               | 30     | 2139 Avg. 71.30 | -1  |           | 615-182 |

## CAREER STATISTICS

| Season  | Rounds | Lo54 | LoRnd | Par/- | Events | Top1 | Top5 | Top10 | W-L      | WLPct | Avg   |
|---------|--------|------|-------|-------|--------|------|------|-------|----------|-------|-------|
| 2016-17 | 24     | 208  | 69    | 13    | 8      | 1    | 1    | 1     | 434-207  | .677  | 72.54 |
| 2017-18 | 30     | 208  | 66    | 20    | 10     | -    | 1    | 2     | 605-182  | .769  | 71.30 |
| Totals  | 54     | 208  | 66    | 33    | 18     | 1    | 2    | 3     | 1039-389 | .728  | 71.85 |





## HEAD COACH BRUCE HEPPLER



## The Heppler File

- **Name:** Bruce Heppler
- **Birthdate:** March 27, 1960 in St. George, Utah
- **Joined Tech Staff:** June 27, 1995
- **Education:** Master's degree in sport management from Massachusetts in 1988; Bachelor's degree in accounting from Brigham Young in 1985; Associate degree in arts and sciences from Dixie Junior College in 1982.
- **Playing Experience:** Lettered at Dixie Junior College (1979).
- **Coaching Experience:** Head coach at Georgia Tech (1995-present), Assistant men's and women's coach at Oklahoma State (1991-95), Assistant men's coach at UNLV (1989-91), Head men's and women's coach at Amherst College (1987), USA Palmer Cup coach (2003, 2015)
- **Honors:** GCAA National Coach of the Year (2002), ACC Coach of the Year (1999, 2001, 2002, 2006, 2009, 2011, 2012, 2014, 2018), GCAA Region Coach of the Year (1999, 2001, 2002, 2006, 2009, 2011, 2012, 2014), Successful completion of the CPA exam on first sitting (November, 1985); Member of American Institute of Certified Public Accountants
- **Post-Season as a Head Coach:** 21 NCAA regional appearances, 16 NCAA Finals appearances, 3 NCAA runner-up finishes (1998, 2002, 2005), 4 NCAA Match Play appearances (2010, 2011, 2013, 2014), NCAA regional champions (1998, 1999, 2002, 2015), ACC Champions (1999, 2001, 2002, 2006, 2007, 2009, 2010, 2011, 2012, 2014, 2015, 2018); 2002 NCAA individual champion (Troy Matteson). **As an Assistant Coach:** 1995 NCAA Championship, first place (Oklahoma State); 1992 NCAA Championship, third place (Oklahoma State); 1991 NCAA Individual Champion (Warren Schutte, UNLV); 1990 West Region Champion (UNLV).

## 24th Year at Tech

### ACC Coach of the Year 9 times

### 12 ACC Championships

### 16 NCAA Finals Appearances



If a consistently high level of success over a long period of time is the measure of a great program, then Georgia Tech's golf program under Bruce Heppler would certainly meet the standard. His peers recognized this in 2013 when they inducted him into the Golf Coaches Association of America Hall of Fame.

Tech's recent run of Atlantic Coast Conference championships and NCAA Championship finals performances are unprecedented in school history - nine Atlantic Coast Conference titles in the last 13 years and four trips to match play at the NCAA Championship in the last eight years.

Heppler has guided the Yellow Jackets to an NCAA regional every year since 1998, while 16 of those teams advanced to the NCAA Finals, and 11 finished in the top eight, including three runner-up showings.

During his tenure, Tech has won or shared 12 Atlantic Coast Conference titles. Only two ACC coaches have led their teams to more ACC titles than has Heppler. The Yellow Jackets have captured or shared 53 team titles overall.

He was named ACC Coach of the Year in 2018 for the ninth time, more than any ACC coach since the Yellow Jackets joined the conference in 1978.

Since 2000, the Yellow Jackets have finished in the top 10 of the final Golfstat rankings 11 times, and in the final Golfweek/Sagarin top 10 a total of 13 times. Tech did not finish lower than 14th in either ranking in any year from 2000 to 2015.

In a July, 2015 poll of his coaching peers conducted by Golfweek magazine, Heppler ranked No. 3. His program was ranked No. 2 among College Factual's ranking of the best colleges to play golf, taking into account both the quality of the golf team, as well as the academic success of the players and the quality of the school.

Heppler has recruited and developed his share of star players as well. The Yellow Jackets have had at least a pair of All-Atlantic Coast Conference honorees in 18 of the last 20 years, and landed four members of the team on the squad three times (2005, 2011, 2018). Tech has had at least two players earn All-America honors 14 of the last 17 years, and Ollie Schniederjans became the program's 20th and 21st first-team selections in his junior and senior years. Three of his players, Matt Kuchar, Bryce Molder and Troy Matteson, have been named national player of the year.

Eleven of Heppler's players are currently active members of either the PGA Tour or the Web.com Tour, with several other recent graduates climbing their way up through the other professional tours.

Heppler has been named to coach the United States team in the Palmer Cup twice, in 2003 and 2015, and eight of his players have also represented the USA in that annual event.

Kuchar, Molder, Nicholas Thompson and Cameron Tringale have represented the United States in the Walker Cup matches. Twice, in 1998 and 2013, five or more of the Heppler's active Tech players have qualified to play in the U.S. Amateur. Six of Tech's seven returning players in 2013 competed in that year's U.S. Amateur in Brookline, Mass., an unprecedented feat.

On the conference level since 1985, when the Yellow Jackets won their first ACC Championship, Tech has earned more NCAA Championship berths than any team except Clemson. The Jackets have earned more top-10, more top-5 and more top-2 finishes in NCAA Championship competition than any other ACC team. Tech also has had more All-America selections (63) than any other ACC team during the same period except the Tigers.

His players have been just as successful in the classroom. Tech's golf program has been recognized with a perfect Academic Progress Report score of 1000 for 13 straight years, and every senior has graduated.

Twenty-one different players under Heppler have been named All-America Scholars (a total of 36 times) by the Golf Coaches Association of America, which requires a minimum 3.2 GPA and participation in at least 75 percent of a team's events. Two, All-Americans Bryce Molder and Roberto Castro, received the NCAA's Top VIII Award, an honor given to eight student-athletes from all sports each year and recognizes those who excel in their sport and in the classroom, and exhibit high character, leadership and service to others.

It didn't take long for Heppler to restore the glory to Tech's golf program following a couple of lean years in the mid-1990s. After recruiting future All-Americans Kuchar and Molder, Heppler had the Yellow Jackets back in the NCAA Tournament in his third season, where they finished third, just four shots off the lead. Tech also was ranked No. 1 in the nation during the course of the year and won the NCAA East Regional.

Even better things were to come as Tech captured the first of its ACC titles under Heppler in 1999. In 2000 the Yellow Jackets came the closest to an NCAA Championship in their history, tying for first after 72 holes with Oklahoma State before losing a one-hole playoff. On the year, Tech captured four team titles and finished in the top four in each event it entered.

During the 2001 campaign, the Jackets won their second ACC crown in three years, the second under Heppler, captured a school-record-tying five tournament wins during the year and finished fourth in the NCAA Championship. For his efforts, Heppler was named ACC Coach of the



Year and guided three All-Americans in Molder, who was also the consensus National Player of the Year, Matteson and Kris Mikkelsen.

In 2002, Heppler led the Yellow Jackets to arguably the best season in school history, as Tech captured seven team titles and finished second at the NCAA Championship. In the process, Heppler earned National and ACC Coach of the Year honors. During the year, the Jackets won the school's eighth ACC title, while placing all five starters on GCAA All-America teams. Under Heppler's tutelage, Matteson became the third Tech player to win the national individual title.

Tech has dominated the Atlantic Coast Conference in recent years, winning nine of the last 13 titles. The Yellow Jackets have been to the NCAA Tournament every year since 1998, and only five times in that period failed to advance out of a regional. In the nine years the NCAA has conducted the current medal/match play format for the championship, Tech has advanced to match play four times.

A 58-year-old native of St. George, Utah, Heppler has demonstrated his strength as a recruiter by attracting both National Players of the Year during 1997-98 and the ACC Players of the Year for 1998, 1999, 2000 and 2001. His first recruit at Tech was Kuchar, who won the 1997 U.S. Amateur Championship and was named the ACC Player of the Year and the Fred Haskins National Player of the Year in 1998. Molder was the Jack Nicklaus Player of the Year in 1998 and in 2001, along with being named the ACC Player of the Year in 1999, 2000 and 2001.

Heppler, a dean's list student at Brigham Young, earned his bachelor's degree in accounting from BYU in 1985, and later received his master's degree in sport management from Massachusetts in 1988. He played golf for one year at Dixie Junior College in St. George before transferring to Brigham Young.

He became a certified public accountant in 1985 and spent one year in the firm of Huber and Associates in Salt Lake City, then began his collegiate coaching career in 1987 as the men and women's golf coach at Amherst. He then spent two years as an administrative assistant at UNLV, becoming the assistant men's golf coach at UNLV in 1989. He spent two years in that role before moving to Oklahoma State in 1991.

"Georgia Tech is a great fit for me," said Heppler. "This is one of the five or six best programs right now if you look around at college golf's successful teams since the '90s. We have a lot of alumni on the PGA Tour, which is great for the school. Young people can see they have a chance to be player of the year or win a national championship here. It's a great school academically, which is a real draw with the general pool of talent out there interested in playing college golf."

Heppler is married to the former Traci Schull of Southbury, Conn., and they have a son, Zakary, and a daughter, Moriah. Heppler is actively involved with Atlanta Alliance for Children and is a member of the Golf Coaches Association of America.

## Heppler Year-by-Year at Tech

| Year | All-Americans | All-ACC | Wins | +NCAA    | #ACC         | #Rank |
|------|---------------|---------|------|----------|--------------|-------|
| 1996 | —             | —       | —    | —        | 9th          | —     |
| 1997 | 1             | 1       | —    | —        | 8th          | —     |
| 1998 | 2             | 2       | 2    | 2nd      | 2nd          | —     |
| 1999 | 2             | 3       | 3    | %28th    | Champions    | —     |
| 2000 | 4             | 2       | 4    | ^2nd     | 2nd          | 1/na  |
| 2001 | 3             | 2       | 5    | 4th      | Champions    | 2/2   |
| 2002 | 5             | 3       | 7    | +2nd     | Champions    | 1/1   |
| 2003 | 2             | 2       | —    | T11th    | 4th          | 12/13 |
| 2004 | 3             | 3       | 2    | T5th     | 3rd          | 6/5   |
| 2005 | 3             | 4       | 1    | 2nd      | 2nd          | 3/3   |
| 2006 | 3             | 3       | 3    | %26th    | Co-champions | 4/5   |
| 2007 | 3             | 2       | 1    | 8th      | Co-champions | 9/9   |
| 2008 | 1             | 2       | —    | !15th    | 4th          | 9/8   |
| 2009 | 1             | 1       | 1    | T10th    | Champions    | 7/10  |
| 2010 | 3             | 3       | 2    | 3rd (QF) | Champions    | 14/5  |
| 2011 | 3             | 4       | 2    | 2nd (QF) | Champions    | 2/3   |
| 2012 | 2             | 3       | 2    | !6th     | Champions    | 8/11  |
| 2013 | 3             | 2       | 2    | 2nd (SF) | 4th          | 8/4   |
| 2014 | 2             | 3       | 6    | 5th (SF) | Champions    | 2/4   |
| 2015 | 2             | 2       | 4    | 9th      | Champions    | 9/12  |
| 2016 | —             | —       | —    | !6th     | 4th          | 38/42 |
| 2017 | —             | 2       | —    | !6th     | T7th         | 21/22 |
| 2018 | —             | 4       | 4    | !6th     | Champions    | 8/6   |

+NCAA individual champion (Troy Matteson in 2002)

^Tied after 72 holes, lost playoff

%missed 36- or 54-hole cut at NCAA Championship

!finish in NCAA regional, did not advance to finals

(QF, SF, F) finish in NCAA match play

#Final ranking from Golfweek-Sagarin Ratings/Golfstat

## Heppler's Players in Professional Golf\*

|                  |                      |
|------------------|----------------------|
| Anders Albertson | PGA Tour             |
| Bo Andrews       | G Pro Tour (retired) |
| Roberto Castro   | PGA Tour             |
| J.T. Griffin     | Web.com Tour         |
| Chesson Hadley   | PGA Tour             |
| Shun Yat Hak     | PGA Tour China       |

|                   |                    |
|-------------------|--------------------|
| Paul Haley        | Web.com Tour       |
| Matt Kuchar       | PGA Tour           |
| Troy Matteson     | PGA Tour           |
| Bryce Molder      | PGA Tour (retired) |
| Chris Petefish    | G Pro Tour         |
| Michael Pisciotta | G Pro Tour         |

|                     |                          |
|---------------------|--------------------------|
| Seth Reeves         | PGA Tour                 |
| Ollie Schniederjans | PGA Tour                 |
| Kyle Scott          | Web.com Tour (retired)   |
| Nicholas Thompson   | Web.com Tour             |
| Cameron Tringale    | PGA Tour                 |
| Minghao Wang        | PGA Tour China (retired) |

|   |                          |
|---|--------------------------|
| Matt Weibring                               | PGA Tour (retired)       |
| Richy Werenski                              | PGA Tour                 |
| James White                                 | MacKenzie Tour (retired) |
| Chan Song                                   | PGA Tour China (retired) |
| Vincent Whaley                              | Adams Pro Tour           |
| *players listed with highest level attained |                          |



## COACHING STAFF / ADMINISTRATION

**DREW MCGEE**

**Assistant Coach**  
**2nd year at Tech**  
**Baylor, 2012**

**D**rew McGee, joined the Georgia Tech golf program as assistant coach in July of 2016 after a two-year stint as assistant coach at the University of New Mexico.

McGee, 28, assists head coach Bruce Heppler in the areas of operations, scheduling, recruiting, academics and fund-raising.

"We're excited for Drew to be part of our program," said Heppler. "Drew was involved in every aspect of the New Mexico program and was successful in their recruiting efforts. He came highly recommended and is highly-regarded by many of the coaches on the West Coast."

During his two years at New Mexico, McGee helped guide the Lobos to three tournament victories, two NCAA regional tournament appearances and a second-place finish in the Mountain West Conference Championship in 2016. Four Lobos won individual tournament titles, while five members of the team made the all-MWC team, and one was named Mountain West Player of the Year. McGee also served as co-director of the Lobo Junior Golf Camps.

"I am very excited to be with Coach Heppler and the Georgia Tech golf program," said McGee. "I am also grateful for my time at New Mexico and the chance to work with Coach (Glen) Millican. I believe that my experience there has prepared me well for this tremendous opportunity. Coach Heppler has created a tradition of success both on the course and in the classroom, and I look forward to working with him and the players to build on that success. Georgia Tech is definitely a special place and I am thankful to be here."

Prior to accepting an assistant's position at New Mexico, McGee was head coach of the men's and women's teams at NAIA Northwood College in Cedar Hill, Texas, for the spring of 2014. Northwood's teams broke two scoring records under McGee during his tenure, and the women's team finished 10th in the 2014 NAIA Championships in Lincoln, Neb. That spring, he received the NAIA's Champion of Character Award.

McGee began his coaching career as a volunteer assistant in 2013 at McNeese State.

McGee is a 2012 graduate of Baylor University with a bachelor's degree in business administration and was a three-year letter winner for coach Greg Priest. McGee was a member of the Big XII Commissioner's honor roll.

He was a four-year letterwinner for head coaches Ronnie Jones and Jeff Williamson at Graham (Texas) High School. McGee led the Steers to back-to-back state runner-up finishes in 2005 and 2006 before helping Graham strike gold with a state championship in 2008. McGee was a first-team all-district, all-region and all-state performer his senior year. His sister Anna played volleyball at Texas Women's University.

**TODD STANSBURY**

**Director of Athletics**

**T**odd Stansbury, a Georgia Tech alumnus and football letterwinner, was introduced as the Institute's ninth director of athletics on Sept. 22, 2016.

After he officially arrived back on The Flats on Nov. 28, 2016, Stansbury identified four strategic priorities for Georgia Tech athletics — to define the GT athletics brand, to establish an internal culture, to align the internal structure and to generate new revenue. In just 19 months on the job, he has addressed those priorities through a slew of initiatives and accomplishments.

Highlights include:

- a significant revenue lift spurred by increased giving to the Alexander-Tharpe Fund and ticket sales, which can be traced in large part to an innovative overhaul of sales operations that focused on integrating fundraising and ticket sales efforts;
- the establishment of a partnership with adidas to serve as the official apparel provider of Georgia Tech athletics, which was announced on Aug. 22, 2017 and went into affect on July 1, 2018;
- significant facilities upgrades, including a new \$4.5 million football locker room, a \$1.2 million investment in new videoboards at several competition venues (baseball, softball, volleyball and tennis, as well as Bobby Dodd Stadium's Callaway Plaza) and a refresh of the student-athletes' nutrition center and training table;
- a re-emphasis on Georgia Tech athletics iconic Total Person Program, with investments for additional staff and programming for student-athletes, including the department's first-ever Jackets Without Borders service trips to Costa Rica (2017) and Puerto Rico (2018);
- a comprehensive brand refinement that included defining Georgia Tech athletics' official colors, Tech's first-ever athletics wordmark and a simplification of the iconic interlocking GT logo;
- the creation of Georgia Tech's "Gold Code," which outlines the department's core values, brand differentiators, vision, mission and the Everyday Champions formula — Winning + The Institute + Total Person Program = Everyday Champions;
- the establishment of two new offices within the athletics department — the office of brand and ideation, which works to identify and tell the story of the Yellow Jackets' brand, and the office of innovation, which oversees Georgia Tech's efforts to build on its status as college athletics' leader in innovation, particularly through collaboration and partnerships with the Institute and innovation hubs throughout Atlanta.

In June 2018, Stansbury unveiled the most significant undertaking of his tenure as Georgia Tech's A.D. — Athletics Initiative 2020. AI 2020 aims to raise \$125 million for athletics facilities, endowments and operations by 2020 with three priorities in mind — recruiting (putting GT in position to attract the special type of student-athlete that can excel both athletically and academically at Tech), building a better student-athlete (equipping them with the tools they need to excel in their sport, while also developing each as a Total Person that succeeds in academics and life) and winning (being true to the great tradition of excellence at Georgia Tech by competing for ACC and national championships).

The crown jewel of AI 2020 is a \$70 million renovation of Georgia Tech's Edge Center. The new Edge Center will serve as a sleek and innovative home base for Georgia Tech athletics' teams and administration, a one-stop shop for key student-athlete services, an anchor for recruiting efforts and a showcase for the Institute's commitment to student-athlete success and fan engagement.

A native of Oakville, Ontario, Stansbury was initially drawn to Georgia Tech when he befriended several Tech football student-athletes while on a family vacation in Florida as a youngster. The student-athletes invited Stansbury and his family to attend a practice on their way back through Atlanta. They accepted and, after visiting campus, Stansbury was determined to attend and play football at Tech.

Several years later, he was offered and accepted a football scholarship to attend Tech. He enrolled in 1980 and played linebacker and special teams for the Yellow Jackets under head coach Bill Curry. He went on to be selected in the third round of the Canadian Football League draft by the Saskatchewan Roughriders in 1984 but after a brief CFL career, returned to Atlanta to begin a banking career.

In 1988, he left banking and returned to The Flats to become an academic advisor for Georgia Tech's football program. In 1991, he was promoted to assistant athletics director for academics by legendary A.D. Homer Rice.

After leaving Tech in 1995, Stansbury's career included stops at Houston (associate A.D. - 1997-2000) and Oregon State (executive associate A.D. - 2003-12), as well as three stints as an athletics director at East Tennessee State (2000-03), UCF (2012-15) and Oregon State (2015-16).

Stansbury and his wife, Karen, who were married inside Georgia Tech's Arthur B. Edge Intercollegiate Athletics Center, reside in Atlanta. After they were married in 1995, the couple traveled the world for 18 months before returning to the United States.

## ADMINISTRATION



### DR. G.P. "BUD" PETERSON

President

G.P. "Bud" Peterson was appointed April 1, 2009, as the 11th president of Georgia Tech. Under his leadership Georgia Tech developed and is implementing its 25-year strategic plan, exceeded the \$1.5 billion goal for Campaign Georgia Tech by 20 percent, grown innovative collaborations and strategic partnerships, expanded the campus infrastructure, and increased national and global visibility. Notably in that time, applications have more than tripled, and enrollment has increased by 45 percent.

Peterson came to Georgia Tech from the University of Colorado at Boulder, where he served as chancellor. Prior to that, he served as provost at Rensselaer Polytechnic Institute in New York, and for 19 years on the faculty and in leadership positions at Texas A&M University. He has worked for NASA and the National Science Foundation (NSF).

Throughout his career, Peterson has played an active role in helping establish the national education and research agendas, serving on many industry, government, and academic task forces and committees. He has served on a number of national accreditation agencies, with a focus on improving and assessing outcomes for higher education. He also has served on congressional task forces, research councils, and advisory boards, including the Office of Naval Research, the National Aeronautics and Space Administration, the Department of Energy, the National Research Council, and the National Academy of Engineering.

A distinguished scientist, he was appointed in 2008 by President George W. Bush, and again in 2014 by President Barack Obama, as a member of the National Science Board, which oversees the NSF and advises the U.S. president and Congress on national policy related to science and engineering research and education. In 2010, he was named by U.S. Secretary of Commerce Gary Locke as a member of the National Advisory Council on Innovation and Entrepreneurship. President Obama appointed him to the Advanced Manufacturing Partnership (AMP) steering committee in 2011, and to the AMP 2.0 steering committee in 2013. He is a member of the board of directors of the American Council on Education. He currently serves as chair of the NCAA Board of Governors, the NCAA's highest governing body. In February 2018, he was named to the National Space Council's User Advisory Group.

Peterson, a fellow of both the American Society of Mechanical Engineers (ASME) and the American Institute of Aeronautics and Astronautics (AIAA), received the AIAA Distinguished Service Award in 2011. His research has focused on phase change heat transfer in both the cooling of electronic devices and spacecraft thermal control. He is widely published, authoring or co-authoring 17 books or book chapters, 240 refereed journal articles, and 146 conference publications. He also holds 16 patents, with three others pending.

Peterson earned a bachelor's degree in mechanical engineering, a second bachelor's degree in mathematics, and a master's degree in engineering, all from Kansas State University. While at Kansas State, he lettered three years as a tight end/wide receiver for the Wildcats. He earned a Ph.D. in mechanical engineering from Texas A&M University. He and his wife, Val, have four adult children, two of whom are Georgia Tech alumni.



### DR. CHARLES L. ISBELL, JR.

Faculty Athletics Representative

Charles Isbell, executive associate dean and professor in the College of Computing, was named faculty athletics representative (FAR) to the Georgia Tech Athletic Association on June 6, 2017. His three-year term as FAR began July 1, 2017. The FAR serves as the liaison between the Institute and the Athletic Association on issues regarding rules compliance, developments at the National Collegiate Athletic Association (NCAA), and activities related to Atlantic Coast Conference (ACC) membership.

His first institutional service role at Tech was with the Institute Undergraduate Curriculum Committee, where he worked with student-athletes returning to finish their degrees. "Since the very beginning of being here as a faculty member, I've been interested in the way student-athletes interact with the rest of the institution," he said.

For Isbell, understanding the experience of student-athletes is paramount to success in higher education. Athletic achievements can elevate a university's profile to prospective students, and student-athletes' relationship to the university is one that can be used as a model for the broader campus community.

"Anyone interested in higher education and how it has to grow and change has to understand how Division I athletics works at a university," he said. "As higher education changes, we have to think of ourselves more as a community and consider what lets people build connections and keep coming back. It's going to have to happen with all students, faculty, and staff, and athletics can be an example of how to do that well."

While Isbell is a fan and frequent attendee of Georgia Tech athletic events, his support for student-athletes extends beyond the stands.

"I want the student-athletes to know I am here for them, and I intend to talk with them and be a resource for them," he said. "I want them to know that and believe it, and know that I take it very seriously."

Isbell's research passion is artificial intelligence. In particular, he focuses on applying statistical machine learning to building autonomous agents that must live and interact with large numbers of other intelligent agents, some of whom may be human.

Isbell received his B.S. in computer science in 1990 from Georgia Tech and his Ph.D. in computer science from the Massachusetts Institute of Technology in 1998. After four years at AT&T Labs/Research, he returned to Georgia Tech in 2002 to join the faculty of the College of Computing. His research interests are varied, but recently he has been building autonomous agents that engage in lifelong learning when in the presence of thousands of other intelligent agents, including humans.

His work has been featured in the popular media, including *The New York Times* and *The Washington Post*, as well as in technical collections. He also pursues reform in computing education. He was a developer of Threads, Georgia Tech's new structuring principle for computing curricula, and one of the key developers in Georgia Tech's new MOOC-supported Master of Science in Computer Science, the first of its kind in the world. He teaches several courses both to on-campus students and to students around the world in Tech's Online master of science in computer science program.



# ADMINISTRATION



**Mark Rountree**  
Deputy Director of Athletics



**Ayo Taylor-Dixon**  
Senior Associate AD  
External Operations



**Jack Thompson**  
Special Assistant to the  
Director of Athletics



**Joeleen Akin**  
Associate AD/  
Student-Athlete Development/  
SWA



**Shoshanna Engel**  
Associate AD  
Compliance



**Derek Grice**  
Associate AD  
Facilities, Operations and Events



**Jim Hall**  
Associate VP/Associate AD  
Development



**Jeff Keisler**  
Associate AD  
Annual Giving and Engagement



**Phyllis LaBaw**  
Associate AD  
Student Services



**Marvin Lewis**  
Associate AD  
Finance and Administration



**Doug Allvine**  
Assistant AD / Innovation



**Andy Blanton**  
Assistant AD /  
Video and Broadcast Services



**Chris Breen**  
Assistant AD  
Student Services



**Mike Flynn**  
Assistant AD / Communica-  
tions and Public Relations



**Lance Markos**  
Assistant AD / Compliance



**Todd McCarthy**  
Assistant AD /  
Sports Video Operations



**Simit Shah**  
Assistant AD /  
Branding & Ideation



**John D. Tweedy**  
Assistant AD / Facilities,  
Operations & Events

## GOLF SUPPORT PERSONNEL



**Whitney Burton**  
Assistant Director  
Academic Services



**Lindsay Sundberg**  
Academic Support  
Coordinator



**Steve Tamborra**  
Player Development Coach



**Paul Wolkoff**  
Assistant Athletic Trainer



**Matthew LaFoy**  
Assistant Director of Athletic  
Grounds (Noonan Golf Facility)



**John Noonan**  
Groundskeeper  
(Noonan Golf Facility)

## ***HISTORY AND RECORDS***

---

|   |       |
|---|-------|
| Noonan Practice Facility                      | 24    |
| Dellinger Golf Center                         | 25    |
| Carpet Capital Collegiate                     | 26    |
| Golf Club of Georgia Collegiate               | 27-29 |
| Georgia Tech All-Americans                    | 30    |
| National Honors                               | 31    |
| National Champions                            | 32    |
| All-Conference Honors                         | 33    |
| Professional and Amateur Champions            | 34    |
| Yellow Jackets in International Competition   | 35    |
| Georgia Tech Team Awards / Hall of Fame       | 36    |
| Georgia Tech Coaching History                 | 37    |
| Georgia Tech All-Time Greats                  | 38-51 |
| All-Time Tournament Champions                 | 52    |
| All-Time Letterwinners                        | 53    |
| Individual and Team Records                   | 54-55 |
| ACC Championship Summaries                    | 56-57 |
| NCAA Championship Summaries                   | 58-59 |
| Team History At-A-Glance                      | 61    |
| Year-by-Year Results (since 1947)             | 62-67 |
| Georgia Tech Head-to-Head under Bruce Heppler | 68-69 |



# NOONAN PRACTICE FACILITY

A new era in the Georgia Tech golf program began on February 17, 2017 with the grand opening of the Noonan Golf Facility, a 13-acre complex on the edge of the Tech campus in midtown Atlanta where the Yellow Jackets can practice and work on every part of their games on a daily basis.

Every step of the way, two people have stood at the forefront of fundraising: Kim P. Noonan, IM 1983, and Thomas E. Noonan, ME 1983. Their leadership has been integral to the success of the project to date. They, along with countless other generous donors and volunteers, have continued to reach out to individuals, foundations, and corporations in helping to ensure that the overall philanthropic goal for the project is met, and that Georgia Tech's golf team will enjoy and make the most of the significant benefits that come with having a first-rate practice facility near the Tech campus.

"There is no doubting the importance of having a quality practice site near campus," said head coach Bruce Heppler. "We cannot thank our alumni and friends enough for supporting Georgia Tech golf, or put into words how much their association with the program means to us."

The story of this facility's birth is long, but the story here is about these Jackets and how they may benefit not only from the ability to hit balls from garages in the dead of winter, but having a facility where they can practice every shot imaginable practically in their back yard.

There are seven greens, shaped bunkers and approaches, all built with golf architect Tom Fazio's firm at the helm and former players like Matt Kuchar, Roberto Castro, Kris Mikkelsen and Carlton Forrester and others advising. The East end of the property, named for alumnus David Dorman, is designed for work on every short-game situation imaginable. Routing has been designed into the entire property for a par-3 competition course, named for alumni Linda and Ray Helton.

Add the fact that one of the world's top teaching pros is splitting time between working with professional golfers in south Florida, North Carolina and the new facility, and Tech has a gold mine.

Beyond the clubhouse, named for Stewart and Lisa Cink, which includes lockers, showers, a kitchen area, a washer and a dryer, a refrigerator, microwave, and large television screens everywhere, there is the business of technology.

Inside the Kuchar Teaching Center, which includes three hitting bays, one of which is can be set up specifically for putting work, players and coaches have the ability to study their shots on video and with devices that monitor club head speed, weight on front foot vs. back foot, on toes vs. heels, club angle, ball velocity, and more.

"I think you can hit more individual shots here that you would see on a course," said junior Chris Petefish. "Before, it was just more of a wide-open piece of land of grass and range. Now, we have a lot more greens that you can hit more kinds of shots into and see how the ball reacts, and have competition with each other."

Beyond the par-3 options, players can work on everything.

Volunteer coach Jeff Pierce, a professional instructor, volunteers time to the Tech program in exchange for being allowed to use the facility and all the new video and technology equipment that he helped Heppler order to work with multiple PGA professionals, as well as the Jackets.

It's all about how they can practice any and every shot to goals designed by professionals -- and Tech graduates -- Kuchar, Cink, Castro and the Tom Fazio design group.

Former players Mikkelsen and Forrester also had a lot to do with the design, right down to the nuances of the false front on one of the practice greens.

The contributions of former Tech golfers are huge in this. Tech people give back.

"It came out even better than we ever expected," said Castro. "Matt Kuchar and Kris Mikkelsen and I have hit balls out here, and just the different shots that you can hit ... it might be the best practice facility in the Southeast."

Forrester believes that Tech's new practice facility will help recruiting.

"Oh, I think so," he said. "I think you'll see ... it was a piece of land with a couple holes on it, but now you've got this clubhouse and just a spectacular facility that's going to attract alumni, players and ... I think for a college golfer, this is just a spectacular asset."

Castro, a PGA Tour professional who lives close to campus, said he'll make the new facility his second home, especially since his coach -- Pierce -- is on hand.

"I left my house at 8:30, and at 8:35 I'm here and I got a full morning of work in with him. It's a game changer," Castro said. "It's top-to-bottom. I'll continue to use it, hopefully, and it's a huge asset to anyone playing professionally."

"I still live in town, and if you spend a day here you're not going to leave this facility and say, 'Well, if I had been at East Lake, or Golf Club of Georgia, I could've gotten X, Y or Z. It's amazing.'"

This remarkable, one-of-a-kind set-up would not have been possible without Heppler or the dozens of donors whom he marshalled for the \$16 million project between 14th and 16th Streets in Midtown Atlanta. This is a multi-decade project, spanning four athletic directors.

The go-ahead came from Tech president G.P. "Bud" Peterson in the fall of 2014 after many months of collaborating with philanthropic partners to secure the financial resources needed to initiate the first phase of the project to renovate the existing site. The property, which has served as the Yellow Jackets practice site for several years, was purchased in 2015 by the Georgia Tech Athletic Association, which then embarked on an ambitious plan to re-develop the site into one of the top practice facilities in college golf.

"Georgia Tech's golf team has a tradition of excellence, both athletically and academically," said Peterson. "Through ongoing support, we're taking bold and decisive steps to provide a state-of-the-art practice facility immediately adjacent to campus. This exciting and transformative project has the potential to make a dramatic impact on student-athletes' experience while at Tech, and on our ability to continue the successful recruitment of the best golfers in the nation."

The golf program at Georgia Tech has set a high standard -- winning 16 Atlantic Coast



Conference championships, producing talented professional golfers, and maintaining a Dean's List cumulative GPA among players and achieving a perfect score every year in the NCAA Academic Progress Index.

As Cink (MGT 1995) put it, "In an effort to recruit the best possible student-athletes, a program must provide outstanding facilities. The proximity of the practice facility to campus is a tremendous asset."

## THE 411

### Thirteen acres in midtown Atlanta Stewart and Lisa Cink Clubhouse

- Living Room
- Locker Room
- Kitchen
- Storage room

### Kuchar Learning Center with Hitting Bays

- Three bays to hit out to range
- Each equipped with cameras, V1 software, and Trackman
- One bay set up with SAM Putt Lab

### Seven Greens

- 4-acre short game area includes 6,000 square-foot putting green, a 4,000 square-foot chipping green and a specially designed wedge green
- 4 additional greens used for par 3 course, chipping, putting, or full shots

### Six Tee boxes

- Used for par-3 course or additional wedge/iron targets

### Range Tee

- Located just in front of club house and hitting bays
- Provides largest area for range practice

### Driver Tee

- Fairway up to 340 yards
- Defined by several bunkers and different grass types

### Five Greenside Bunkers

- Can also be used as fairway bunkers

### Three different types of fairway grasses used

- Zoysia
- 419 bermuda
- Tift grand bermuda

### Nine-Hole Par-3 Course routing

- Shots ranging from 75 yards to 225 yards





## DELLINGER GOLF CENTER

The Dellinger Golf Center, housed on the ground level of the North stands of Bobby Dodd Stadium, was originally dedicated on Oct. 13, 1990, and reopened after renovation and expansion of the North end zone in the fall of 2003. It was named for Tech golf enthusiast James Dellinger, and is the perfect spot for studying, relaxing, watching television, playing pool and table tennis or browsing the internet. It is also a glorious reminder of Georgia Tech's great golf tradition.

The Dellinger Center houses a lounge with a large-screen television and audio/visual system, video game console and comfortable couches for the enjoyment of Tech's golfers. Additionally, there are offices for the Tech coaching staff and a golf club-style locker room. The center also includes a study hall with computer stations with internet access, along with a recreation room that includes table tennis, shuffleboard and billiards as well as exercise equipment.

The carpeted lounge area is named for Charles R. Brown, the catalyst responsible for the modern success of Tech golf.

On the walls, you'll find portraits of each of Tech's All-America golfers, from Watts Gunn in 1927 to the most recent All-Americans Anders Albertson and Ollie Schniederjans, plus photos of Tech championship teams and memorabilia of alumni accomplishments in professional golf.

On display in trophy cases is memorabilia from the days of Watts Gunn, Bobby Jones and Charlie Yates. Encased in the center are Tech's National Player of the Year trophies honoring David Duval, Stewart Cink, Matt Kuchar and Bryce Molder. Also on display are Tech's NCAA Regional individual championship trophies, and all 16 ACC championship trophies. Prominent displays of Tech's GCAA All-America honorees are in both the locker room and television lounge.

Tech's three team trophies, the Robert Tyre Jones Award for the team's outstanding player, the Watts Gunn Trophy for the team's most improved and dedicated player, and the Charles Yates Cup for academic achievement, are also displayed here.





# CARPET CAPITAL COLLEGIATE

The annual Carpet Capital Collegiate, a staple of the fall collegiate golf schedule for many of the nation's top golf programs for more than 25 years, annually hosts one of the toughest fields on one of the most challenging golf courses that stage college events.

"With the excellent ACC and SEC teams in the tournament, outcome plays a significant role in which teams are selected for postseason competition," said Tech head coach Bruce Heppler.

Georgia Tech has won the event eight times, most recently in 2017, and has been the runner-up five other times.

Future PGA stars such as Tech's Stewart Cink, Troy Matteson and Ollie Schniederjans, Clemson's Lucas Glover, Kyle Stanley and D.J. Trahan, Alabama's Justin Thomas and NC State's Tim Clark have won medalist honors. But former Yellow Jacket Bryce Molder captured the event three consecutive times between 1998 and 1999.

Three different formats have been used for the event. In the inaugural 1989 event, the low five of six scores by round were used for team totals, while the four low scores on each hole were used in 1991. All others have used the standard low four-of-five rounds each day counting toward the team score.

The Carpet Capital Collegiate is played at The Farm Golf Club, the 6,896-yard, par-72 course designed by Tom Fazio, located in Rocky Face, Ga., just outside the city of Dalton in Northwest Georgia. The tournament takes its name from the city, which is home to some of the largest carpet manufacturers in the world. The Farm has been recognized as one of the nation's premier modern facilities.

The original idea for the tournament, conceived by former Tech coach Puggy Blackmon and born with the help of many Tech alumni in the Dalton area, was to pit the six best teams each from the Atlantic Coast Conference and the Southeastern Conference, with the winner claiming bragging rights.

The event was envisioned as a tribute to amateur and collegiate golf in the South, particularly Georgia, where Bobby Jones and The Masters have contributed to the heritage of the sport. The event has grown to include many nationally prominent programs outside the ACC and SEC area, and better than half of the tournament participants each year are ranked among the nation's top 25 teams.

The permanent Carpet Capital Collegiate champions trophy is named for Lowell Fritz, golf professional at Dalton Golf and Country Club. Fritz has long been dedicated to junior golf and the youth of the Dalton area. Boys or girls, members or non-members, Fritz has taken many hours of his personal time to teach the game of golf.



## Annual Tournament Results

| Year    | Team Champion (Score)  | Medalist (Score)  |
|---------|--|---|
| 1989*   | Florida (377-381-357—1115)<br>Bruce Kennerson, Duke (73-71-71—215) | Bo Fennell, Georgia Southern (71-75-69—215)#  |
| 1990    | North Carolina (282-287-308—877)                                   | Mike Sposa, Tennessee (68-67-74—209)  |
| 1991+   | Georgia Tech (289-276-278—843)                                     | Pat Moore, North Carolina (70-64-74—208)  |
| 1993!   | Clemson (290-283—573)  | Danny Ellis, Clemson (70-67—137)  |
| 1994    | Georgia Tech (288-291-301—880)                                     | David Seawell, South Carolina (69-68-73—210)  |
| 1995    | Georgia Tech (295-278-303—876)                                     | Stewart Cink, Georgia Tech (74-65-73—212)   |
| 1996    | Clemson (278-296-295—869)  | Tim Clark, N.C. State (69-70-73—212)  |
| 1997    | Auburn (289-309-289—887)   | Oscar Sanchez, Wake Forest (73-72-68—213)   |
| 1998    | Clemson (285-286-284—855)  | Lucas Glover, Clemson (69-71-72—212)<br>Bryce Molder, Georgia Tech (74-69-69—212)                 |
| 1999(s) | Georgia (290-275-293—858)  | Bryce Molder, Georgia Tech (66-71-67—204)   |
| 1999(f) | Georgia Tech (279-288-283—850)                                     | Bryce Molder, Georgia Tech (68-68-68—204)   |
| 2000    | Georgia Tech (286-280-304—870)                                     | Kyle Thompson, S. Carolina (69-69-70—208)   |
| 2001    | Georgia Tech (280-282-296—858)                                     | D.J. Trahan, Clemson (69-69-72—210)   |
| 2002    | Clemson (287-282-281—850)  | Troy Matteson, Georgia Tech (72-64-69—205)<br>Bill Haas, Wake Forest (66-70-69—205)               |
| 2003    | Florida (295-277-281—853)  | Jason Hartwick, Texas (71-65-67—203)  |
| 2004    | Georgia (290-297-292—879)  | Rhys Davies, ETSU (74-70-73—217)  |
| 2005    | Georgia State (284-289-283—856)                                    | Mark Haastrup, Georgia State (71-67-67—205)   |
| 2006    | Alabama (276-285-280—841)  | Chris Kirk, Georgia (68-70-67—205)  |
| 2007    | Alabama (292-295-282—869)#   | Chesson Hadley, Georgia Tech (65-69-74—208)   |
| 2008    | Chattanooga (291-283-290—864)                                      | Kyle Stanley, Clemson (73-66-69—208)  |
| 2009    | Tennessee (290-287-274—851)  | Nils Floren, Texas Tech (73-69-68—210)<br>Darren Renwick, Tennessee (71-70-69—210)                |
| 2010    | Alabama (280-287-289—856)  | Lee Bedford, Wake Forest (72-66-68—206)   |
| 2011    | Auburn (290-279-282—851)   | Justin Thomas, Alabama (71-70-65—206)   |
| 2012    | Texas (293-266-292—851)  | Brandon Stone, Texas (69-63-72—204)   |
| 2013    | Georgia Tech (280-289-281—850)                                     | Ollie Schniederjans, Georgia Tech (67-67-73—207)<br>Bailey Patrick, North Carolina (68-69-70—207) |
| 2014    | South Carolina (291-281-276—848)                                   | Ollie Schniederjans, Georgia Tech (72-64-68—204)  |
| 2015    | Auburn (293-288-287—868)   | Jacob Joiner, Georgia Tech (66-74-72—212)   |
| 2016    | Virginia (276-277-280—833)   | Luke Schniederjans, Georgia Tech (69-66-70—205)   |
| 2017    | Georgia Tech (287-284-279—8350)                                    | Alejandro Tosti (66-68-71—205)  |

\*Six-man teams; low five scores counted toward team score; #Low four scores on each hole (rather than each round) counted toward team score; #Won playoff; !First round cancelled due to rain.

## Tournament Records

### INDIVIDUAL

Low Round: 63 (-9), Brandon Stone, Texas (2nd round), 2012

Low Tournament Score: 203 (-13), Jason Hartwick, Texas, 2003

Highest Winning Score: 217, Rhys Davies, East Tennessee State, 2004

Largest Margin of Victory: 5 strokes, Pat Moore, North Carolina, 1991; Rhys Davies, East Tennessee State, 2004; Kyle Stanley, Clemson, 2009

### TEAM (STANDARD FORMAT)

Low Round: 266 (-22), Texas, second round, 2012

Low Tournament Score: 833 (-31), Virginia, 2016

Highest Winning Score: 887, Auburn, 1997

Largest Margin of Victory: 14 strokes, Florida, 1989; Georgia Tech, 1995; Clemson, 1996

Slimmest Margin of Victory: Alabama defeated South Carolina in a playoff, 2007



# GOLF CLUB OF GEORGIA COLLEGIATE INVITATIONAL

When the Golf Club of Georgia and Georgia Tech joined forces with the idea of hosting one of the nation's premier collegiate golf events in 2005, the idea was to bring together the nation's top golf programs to play one of the top golf facilities in the state of Georgia and enjoy a first-class golf experience.

The United States Collegiate Championship was the result, and the event has been a rousing success, drawing rave reviews from coaches and players alike. The first four events were played during the spring, but due to scheduling conflicts, the tournament was not played during the 2009-10 academic year. It then became a major event on the collegiate fall schedule in 2010. In 2016, the name was changed to The Golf Club of Georgia Collegiate Invitational to reflect the host venue.

The 2008 event, in which Clemson captured its second title in four years, attracted the nation's top 11 teams according to the Golfweek/Sagarin Performance Index, making it the strongest field of any regular-season collegiate event, and that pattern continues to the present.

"This event is in a class by itself in college golf," said East Tennessee State coach Fred Warren. "Everything associated with the tournament was first-class in every sense of the word."

"It really does kind of give you a feel of Augusta," said Wake Forest alumnus Webb Simpson, the 2005 Southern Amateur champion who had a first- and second-place finish in the event.

"To have a tournament of this magnitude at a facility we feel is the best in the country is very exciting," said Georgia Tech coach Bruce Hepler, whose program has enjoyed a long-standing relationship with The Golf Club of Georgia. "Knowing and appreciating the commitment and enthusiasm the staff and the members hold toward the event, it makes us feel very comfortable that it will become a very special tournament."

The competition and golf experience of The Golf Club of Georgia Collegiate Invitational are as first-class as the quality of its teams.

The course is not roped, allowing galleries an intimate

opportunity to walk with the competitors, as is the case with the club's annual Georgia Cup match between the United States and British Amateur champions. Rules officials and scoring volunteers also accompany each group, giving the competitors the feel of a championship event.

"As far as college tournaments go, the U.S. Collegiate Championship did, in fact, raise the bar," wrote the late Ron Balicki in Golfweek magazine. "Providing a great golf course is one thing. Providing all the extras and the unsurpassed hospitality is another, and is what pushed the bar to new heights of what a college tournament could be."

The Golf Club of Georgia, a 36-hole Arthur Hills facility north of Atlanta named "Best New Private Course in America" in 1991 by Golf Digest, also served as the host site for the 2007 NCAA East Regional Championship, with Georgia Tech as the host institution. The Lakeside Course, on which both tournaments have been played, measures 7,017 yards and plays to a par of 72.

## Annual Tournament Results

| Year | Team Champion (Score)                 | Medalist (Score)                                 |
|------|---------------------------------------|--|
| 2006 | Clemson (291-283-290—864)             | Stephen Poole, Clemson (70-70-71—211)            |
| 2007 | Georgia (296-295-293—884)             | Webb Simpson, Wake Forest (72-72-71—215)         |
| 2008 | Southern California (294-287-283—864) | Trent Leon, Oklahoma State (69-69-70—208)        |
| 2009 | Clemson (283-309-284—876)             | Erik Flores, UCLA (65-74-73—212)                 |
| 2010 | Georgia Tech (271-285-280—836)        | James White, Georgia Tech (62-70-72—204)         |
| 2011 | UCLA (288-281-283—852)                | Johannes Veerman, Texas A&M (71-70-69—210)       |
| 2012 | Georgia Tech (291-291-292—874)        | Patrick Rodgers, Stanford (70-72-67—209)         |
| 2013 | Oklahoma State (284-281-284—849)      | Ollie Schniederjans, Georgia Tech (66-69-71—206) |
| 2014 | Texas (278-288-277—843)               | Derek Bard, Virginia (66-71-64—201)              |
| 2015 | Auburn (285-285-285—855)              | Derek Bard, Virginia (66-72-72—210)              |
|      | Wake Forest (284-285-286—855)         | Maverick McNealy, Stanford (69-74-67—210)        |
|      |                                       | Will Long, Auburn (68-68-74—210)                 |
|      |                                       | Cameron Young, Wake Forest (70-73-68—210)        |
| 2016 | Virginia (289-287-280—856)            | Jimmy Stanger, Virginia (67-68-72—207)           |
|      | Texas (291-288-277—856)               | Max McGreevey, Oklahoma (68-69-70—207)           |
| 2017 | Oklahoma State (277-286-274—837)      | Doug Ghim, Texas (66-67-70—203)                  |

## Tournament Records

### INDIVIDUAL

Low round: 62 (10-under), James White, Georgia Tech, 2010

Low tournament score: 201 (-15), Derek Bard, Virginia, 2014

Highest winning score: 215 (-1), Webb Simpson, Wake Forest, 2007

Largest margin of victory: 5 strokes, James White, Georgia Tech, 2010

### TEAM


Low round: 271 (-17), Georgia Tech, 1st round, 2010; Wake Forest, 2nd round, 2017

Low tournament score: 836 (-28), Georgia Tech, 2010

Highest winning score: 884, Georgia, 2007

Largest margin of victory: 27 strokes, Georgia Tech, 2010

Slimmest margin of victory: Auburn and Wake Forest tied for 1st place, 2015; Virginia and Texas tied for 1st place, 2017





## GOLF CLUB OF GEORGIA COLLEGIATE | ALL-TIME RESULTS

## 2006 (April 10-11)

| Team Results            | 1 | 2 | 3   | Total | +/- |
|-------------------------|---|---|-----|-------|-----|
| 1. Clemson              |   |   | 290 | 864   | E   |
| 2. Florida              |   |   | 292 | 867   | +3  |
| 3. Wake Forest          |   |   | 300 | 875   | +11 |
| 4. Georgia Tech         |   |   | 288 | 876   | +12 |
| Georgia                 |   |   | 285 | 876   | +12 |
| 6. Georgia State        |   |   | 303 | 885   | +21 |
| 7. TCU                  |   |   | 294 | 890   | +26 |
| 8. East Tennessee State |   |   | 296 | 895   | +31 |
| 9. Alabama              |   |   | 304 | 896   | +32 |
| 10. Texas               |   |   | 308 | 899   | +35 |
| 11. Brigham Young       |   |   | 298 | 903   | +39 |
| 12. Tennessee           |   |   | 309 | 913   | +49 |
| 13. Florida State       |   |   | 311 | 916   | +52 |

| Top 10 Individuals                 | 1  | 2  | 3  | Total | +/- |
|------------------------------------|----|----|----|-------|-----|
| 1. Stephen Poole, Clemson          | 70 | 70 | 71 | 211   | -5  |
| 2. Brendon Todd, Georgia           | 70 | 72 | 70 | 212   | -4  |
| Webb Simpson, Wake Forest          | 68 | 67 | 77 | 212   | -4  |
| 4. Michael Barbosa, Georgia Tech   | 70 | 75 | 68 | 213   | -3  |
| Matt Every, Florida                | 68 | 72 | 73 | 213   | -3  |
| 6. Chris McCartin, Wake Forest     | 72 | 69 | 74 | 215   | -1  |
| 7. Rhys Davies, East Tennessee St. | 68 | 75 | 73 | 216   | E   |
| Billy Horschel, Florida            | 73 | 72 | 71 | 216   | E   |
| Jeff Bell, Texas                   | 75 | 67 | 74 | 216   | E   |
| 10. Jonas Blixt, Florida State     | 72 | 70 | 75 | 217   | +1  |
| Daniel Summerhays, BYU             | 75 | 71 | 71 | 217   | +1  |
| Tanner Ervin, Clemson              | 74 | 70 | 73 | 217   | +1  |
| Matthew Swan, Alabama              | 71 | 74 | 72 | 217   | +1  |

## 2007 (April 9-11)

| Team Results            | 1   | 2   | 3   | Total | +/- |
|-------------------------|-----|-----|-----|-------|-----|
| 1. Georgia              | 296 | 295 | 293 | 884   | +20 |
| 2. UCLA                 | 299 | 302 | 291 | 892   | +28 |
| 3. Wake Forest          | 296 | 305 | 293 | 894   | +30 |
| 4. Georgia Tech         | 292 | 306 | 298 | 896   | +32 |
| Georgia State           | 298 | 302 | 296 | 896   | +32 |
| 6. Clemson              | 292 | 301 | 305 | 898   | +34 |
| 7. East Tennessee State | 300 | 305 | 294 | 899   | +35 |
| 8. Alabama              | 299 | 313 | 289 | 901   | +37 |
| Oklahoma State          | 298 | 302 | 301 | 901   | +37 |
| 10. Florida             | 305 | 298 | 300 | 903   | +39 |
| 11. Brigham Young       | 310 | 297 | 302 | 909   | +45 |
| 12. Southern California | 304 | 301 | 305 | 910   | +46 |
| 13. Texas               | 305 | 312 | 299 | 916   | +52 |
| 14. TCU                 | 309 | 306 | 302 | 917   | +53 |
| 15. Florida State       | 310 | 306 | 305 | 921   | +57 |

| Top 10 Individuals                   | 1  | 2  | 3  | Total | +/- |
|--------------------------------------|----|----|----|-------|-----|
| 1. Webb Simpson, Wake Forest         | 72 | 72 | 71 | 215   | -1  |
| 2. Hudson Swafford, Georgia          | 74 | 72 | 72 | 218   | +2  |
| 3. Chris Kirk, Georgia               | 70 | 77 | 72 | 219   | +3  |
| Chris McCartin, Wake Forest          | 72 | 73 | 74 | 219   | +3  |
| Joel Sjöholm, Georgia State          | 71 | 75 | 73 | 219   | +3  |
| 6. Kevin Chappell, UCLA              | 73 | 75 | 72 | 220   | +4  |
| Ryan Posey, Oklahoma State           | 76 | 75 | 69 | 220   | +4  |
| 8. Rhys Davies, East Tennessee State | 76 | 73 | 72 | 221   | +5  |
| Cameron Tringale, Georgia Tech       | 72 | 77 | 72 | 221   | +5  |
| 10. Roberto Castro, Georgia Tech     | 74 | 74 | 74 | 222   | +6  |
| Lucas Lee, UCLA                      | 74 | 75 | 73 | 222   | +6  |

## 2008 (March 24-26)

| Team Results             | 1   | 2   | 3   | Total | +/- |
|--------------------------|-----|-----|-----|-------|-----|
| 1. Southern California   | 294 | 287 | 283 | 864   | E   |
| 2. Oklahoma State        | 292 | 294 | 281 | 867   | +3  |
| 3. Alabama               | 294 | 289 | 289 | 872   | +8  |
| 4. Georgia Tech          | 296 | 290 | 289 | 875   | +11 |
| 5. Florida State         | 291 | 301 | 285 | 877   | +13 |
| 6. Texas A&M             | 304 | 293 | 284 | 881   | +17 |
| 7. UCLA                  | 290 | 298 | 294 | 882   | +18 |
| 8. Georgia State         | 298 | 296 | 289 | 883   | +19 |
| 9. Georgia               | 302 | 298 | 286 | 886   | +22 |
| 10. Charlotte            | 304 | 297 | 288 | 889   | +25 |
| 11. Stanford             | 310 | 301 | 286 | 897   | +33 |
| 12. East Tennessee State | 294 | 306 | 299 | 899   | +35 |
| 13. Coastal Carolina     | 302 | 306 | 294 | 902   | +38 |
| 14. Texas                | 313 | 300 | 303 | 916   | +52 |
| 15. Brigham Young        | 312 | 313 | 295 | 920   | +56 |

| Top 10 Individuals                  | 1  | 2  | 3  | Total | +/- |
|-------------------------------------|----|----|----|-------|-----|
| 1. Trent Leon, Oklahoma State       | 69 | 69 | 70 | 208   | -8  |
| 2. Rickie Fowler, Oklahoma State    | 72 | 70 | 67 | 209   | -7  |
| Jamie Lovemark, Southern California | 74 | 69 | 66 | 209   | -7  |
| 4. Joel Sjöholm, Georgia State      | 69 | 73 | 68 | 210   | -6  |
| 5. Cameron Tringale, Georgia Tech   | 69 | 71 | 73 | 213   | -3  |
| 6. Ignacio Elvira, Texas A&M        | 74 | 72 | 69 | 215   | -1  |
| Matt Van Zandt, Texas A&M           | 71 | 74 | 70 | 215   | -1  |
| 8. Corey Nagy, Charlotte            | 72 | 71 | 74 | 217   | +1  |
| Michael Thompson, Alabama           | 71 | 73 | 73 | 217   | +1  |
| 10. Esteban Calisto, Brigham Young  | 71 | 77 | 70 | 218   | +2  |
| Kevin Chappell, UCLA                | 69 | 75 | 74 | 218   | +2  |
| Steve Ziegler, Stanford             | 76 | 74 | 68 | 218   | +2  |

## 2009 (April 5-7)

| Team Results             | 1   | 2   | 3   | Total | +/- |
|--------------------------|-----|-----|-----|-------|-----|
| 1. Clemson               | 283 | 309 | 284 | 876   | +12 |
| 2. Stanford              | 289 | 290 | 299 | 878   | +14 |
| 3. Georgia Tech          | 291 | 302 | 288 | 881   | +17 |
| 4. Georgia               | 295 | 292 | 296 | 883   | +19 |
| 5. Alabama               | 291 | 301 | 294 | 886   | +22 |
| Texas A&M                | 296 | 287 | 303 | 886   | +22 |
| 7. UCLA                  | 284 | 305 | 298 | 887   | +23 |
| Washington               | 287 | 298 | 302 | 887   | +23 |
| 9. Southern California   | 285 | 308 | 295 | 888   | +24 |
| 10. Oklahoma State       | 289 | 305 | 301 | 895   | +31 |
| 11. South Carolina       | 291 | 303 | 303 | 897   | +33 |
| 12. East Tennessee State | 306 | 303 | 297 | 906   | +42 |
| 13. Florida              | 296 | 314 | 299 | 909   | +45 |
| 14. Indiana              | 303 | 297 | 310 | 910   | +46 |
| 15. Florida State        | 302 | 309 | 304 | 915   | +51 |

| Top 10 Individuals                  | 1  | 2  | 3  | Total | +/- |
|-------------------------------------|----|----|----|-------|-----|
| 1. Bud Cauley, Alabama              | 70 | 69 | 73 | 212   | -4  |
| Erik Flores, UCLA                   | 65 | 74 | 73 | 212   | -4  |
| 3. David Chung, Stanford            | 75 | 66 | 73 | 214   | -2  |
| 4. J.T. Griffin, Georgia Tech       | 72 | 74 | 70 | 216   | E   |
| Steve Ziegler, Stanford             | 70 | 71 | 75 | 216   | E   |
| 6. Brian Harman, Georgia            | 75 | 71 | 71 | 217   | +1  |
| 7. Brooks Koepka, Florida State     | 70 | 74 | 74 | 218   | +2  |
| Geoff Shaw, Texas A&M               | 73 | 73 | 72 | 218   | +2  |
| 9. Rhys Enoch, East Tennessee State | 75 | 73 | 71 | 219   | +3  |
| Kyle Stanley, Clemson               | 69 | 79 | 71 | 219   | +3  |

## 2010 (October 24-26)

| Team Results             | 1   | 2   | 3   | Total | +/- |
|--------------------------|-----|-----|-----|-------|-----|
| 1. Georgia Tech          | 271 | 285 | 280 | 836   | -28 |
| 2. UCLA                  | 286 | 287 | 290 | 863   | -1  |
| 3. Texas A&M             | 284 | 286 | 296 | 866   | +2  |
| 4. Southern California   | 288 | 279 | 300 | 867   | +3  |
| 5. Virginia              | 289 | 293 | 288 | 870   | +6  |
| 6. Wake Forest           | 300 | 291 | 280 | 871   | +7  |
| 7. Duke                  | 292 | 290 | 290 | 872   | +8  |
| 8. California            | 291 | 290 | 295 | 876   | +12 |
| 9. Kent State            | 294 | 301 | 294 | 889   | +25 |
| Florida State            | 298 | 298 | 293 | 889   | +25 |
| 11. Washington           | 301 | 293 | 300 | 894   | +30 |
| 12. Clemson              | 303 | 300 | 302 | 905   | +41 |
| 13. East Tennessee State | 300 | 302 | 305 | 907   | +43 |
| 14. Georgia State        | 309 | 304 | 296 | 909   | +45 |
| 15. South Carolina       | 305 | 302 | 312 | 919   | +55 |

| Top 10 Individuals                 | 1  | 2  | 3  | Total | +/- |
|------------------------------------|----|----|----|-------|-----|
| 1. James White, Georgia Tech       | 62 | 70 | 72 | 204   | -12 |
| 2. T.J. Vogel, Southern California | 74 | 69 | 66 | 209   | -7  |
| 3. Jordan Russell, Texas A&M       | 69 | 70 | 71 | 210   | -6  |
| 4. Kyle Scott, Georgia Tech        | 70 | 71 | 71 | 212   | -4  |
| Richy Werenski, Georgia Tech       | 70 | 75 | 67 | 212   | -4  |
| 6. Steve Lim, Southern California  | 69 | 69 | 75 | 213   | -3  |
| 7. Lee Bedford, Wake Forest        | 70 | 74 | 71 | 215   | -1  |
| Patrick Cantlay, UCLA              | 72 | 68 | 75 | 215   | -1  |
| Mario Clemens, UCLA                | 73 | 70 | 72 | 215   | -1  |
| Austin Cody, Duke                  | 69 | 72 | 74 | 215   | -1  |
| J.T. Griffin, Georgia Tech         | 69 | 76 | 70 | 215   | -1  |
| Paul Haley, Georgia Tech           | 71 | 69 | 75 | 215   | -1  |
| Ben Kohles, Virginia               | 75 | 70 | 70 | 215   | -1  |

## 2011 (October 23-25)

| Team Results             | 1   | 2   | 3   | Total | +/- |
|--------------------------|-----|-----|-----|-------|-----|
| 1. UCLA                  | 288 | 281 | 283 | 852   | -12 |
| 2. Washington            | 288 | 282 | 285 | 855   | -9  |
| Auburn                   | 282 | 288 | 285 | 855   | -9  |
| 4. Georgia Tech          | 284 | 282 | 298 | 864   | E   |
| 5. Clemson               | 294 | 286 | 288 | 868   | +4  |
| Iowa                     | 293 | 291 | 284 | 868   | +4  |
| 7. Southern California   | 282 | 288 | 301 | 871   | +7  |
| 8. Duke                  | 283 | 300 | 290 | 873   | +9  |
| 9. Kent State            | 295 | 288 | 291 | 874   | +10 |
| Texas A&M                | 300 | 290 | 284 | 874   | +10 |
| 11. Florida State        | 286 | 292 | 304 | 882   | +18 |
| 12. Wake Forest          | 295 | 298 | 297 | 890   | +26 |
| 13. Virginia             | 297 | 303 | 307 | 907   | +43 |
| 14. East Tennessee State | 304 | 304 | 300 | 908   | +44 |

| Top 10 Individuals          | 1  | 2  | 3  | Total | +/- |
|-----------------------------|----|----|----|-------|-----|
| 1. Dominic Bozzelli, Auburn | 67 | 73 | 70 | 210   | -6  |
| Johannes Verman, Texas A&M  | 71 | 70 | 69 | 210   | -6  |
| 3. Blayne Barber, Auburn    | 72 | 70 | 70 | 212   | -4  |
| Patrick Cantlay, UCLA       | 69 | 71 | 72 | 212   | -4  |
| Michael Johnson, Auburn     | 69 | 71 | 72 | 212   | -4  |
| Cheng-Tsung Pan, Washington | 71 | 68 | 73 | 212   | -4  |
| Julian Suri, Duke           | 67 | 74 | 71 | 212   | -4  |
| 8. Bo Andrews, Georgia Tech | 71 | 69 | 73 | 213   | -3  |
| Steven Ihm, Iowa            | 68 | 75 | 70 | 213   | -3  |
| 10. Barrett Kelpin, Iowa    | 72 | 71 | 71 | 214   | -2  |
| Kevin Miller, Kent State    | 69 | 74 | 71 | 214   | -2  |
| Chris Williams, Washington  | 72 | 72 | 70 | 214   | -2  |

## GOLF CLUB OF GEORGIA COLLEGIATE | ALL-TIME RESULTS

## 2012 (October 19-21)

| Team Results             | 1   | 2   | 3   | Total | +/- |
|--------------------------|-----|-----|-----|-------|-----|
| 1. Georgia Tech          | 291 | 291 | 292 | 874   | +10 |
| 2. UCLA                  | 297 | 283 | 295 | 875   | +11 |
| 3. Southern California   | 289 | 299 | 291 | 879   | +15 |
| 4. Virginia              | 295 | 294 | 291 | 880   | +16 |
| 5. Stanford              | 306 | 289 | 286 | 881   | +17 |
| 6. Duke                  | 305 | 290 | 287 | 882   | +18 |
| 7. Clemson               | 301 | 289 | 292 | 882   | +18 |
| 8. Washington            | 297 | 297 | 289 | 883   | +19 |
| 9. Auburn                | 297 | 298 | 291 | 886   | +22 |
| 10. Oklahoma State       | 293 | 295 | 298 | 886   | +22 |
| 11. East Tennessee State | 303 | 296 | 293 | 892   | +28 |
| 12. Wake Forest          | 291 | 303 | 299 | 893   | +29 |
| 13. Kent State           | 297 | 305 | 294 | 896   | +32 |
| 14. Texas A&M            | 303 | 301 | 298 | 902   | +38 |
| 15. Iowa                 | 304 | 303 | 305 | 912   | +48 |

| Top 10 Individuals                     | 1  | 2  | 3  | Total | +/- |
|--|----|----|----|-------|-----|
| 1. Patrick Rodgers, Stanford           | 70 | 72 | 67 | 209   | -7  |
| T2. Tabor Gooch, Oklahoma State        | 68 | 71 | 74 | 213   | -3  |
| T2. Michael Johnson, Auburn            | 69 | 72 | 72 | 213   | -3  |
| T2. Cheng-Tsung Pan, Washington        | 74 | 69 | 70 | 213   | -3  |
| T5. Corey Connors, Kent State          | 72 | 71 | 72 | 215   | -1  |
| T5. Trevor Simsby, Washington          | 72 | 74 | 69 | 215   | -1  |
| T7. Cody Proveaux, Clemson             | 72 | 73 | 72 | 217   | +1  |
| T7. Ollie Schniederjans, Georgia Tech  | 70 | 76 | 71 | 217   | +1  |
| T9. Bo Andrews, Georgia Tech           | 73 | 72 | 73 | 218   | +2  |
| T9. Jonathan Garrick, UCLA             | 74 | 69 | 75 | 218   | +2  |
| T9. Yi Keun Chang, Southern California | 71 | 75 | 72 | 218   | +2  |
| T9. Ji Soo Park, Virginia              | 76 | 74 | 68 | 218   | +2  |

## 2013 (October 18-20)

| Team Results             | 1   | 2   | 3   | Total | +/- |
|--------------------------|-----|-----|-----|-------|-----|
| 1. Oklahoma State        | 284 | 281 | 284 | 849   | -15 |
| 2. Georgia Tech          | 279 | 287 | 284 | 850   | -14 |
| 3. Wake Forest           | 286 | 288 | 288 | 862   | -2  |
| 4. Virginia              | 285 | 290 | 288 | 863   | -1  |
| 5. Texas A&M             | 285 | 292 | 287 | 864   | E   |
| 6. UCLA                  | 286 | 287 | 291 | 864   | E   |
| 7. Stanford              | 288 | 288 | 290 | 866   | +2  |
| 8. Iowa                  | 287 | 287 | 292 | 866   | +2  |
| 9. Southern California   | 290 | 289 | 290 | 869   | +5  |
| 10. Washington           | 294 | 287 | 293 | 874   | +10 |
| 11. Auburn               | 297 | 285 | 296 | 878   | +14 |
| 12. East Tennessee State | 294 | 290 | 294 | 878   | +14 |
| 13. Kent State           | 296 | 295 | 290 | 881   | +17 |
| 14. Duke                 | 291 | 297 | 298 | 886   | +22 |
| 15. Clemson              | 299 | 293 | 296 | 888   | +24 |

| Top 10 Individuals                   | 1  | 2  | 3  | Total | +/- |
|--------------------------------------|----|----|----|-------|-----|
| 1. Ollie Schniederjans, Georgia Tech | 66 | 69 | 71 | 206   | -10 |
| 2. Ben Rusch, Virginia               | 66 | 74 | 70 | 210   | -6  |
| 3. Anders Albertson, Georgia Tech    | 70 | 70 | 71 | 211   | -5  |
| 4. Lorens Chan, UCLA                 | 71 | 71 | 70 | 212   | -4  |
| Wyndham Clark, Oklahoma State        | 73 | 71 | 68 | 212   | -4  |
| Ian Davis, Oklahoma State            | 71 | 69 | 72 | 212   | -4  |
| Danny Guise, Wake Forest             | 72 | 70 | 70 | 212   | -4  |
| Rico Hoey, Southern California       | 70 | 71 | 71 | 212   | -4  |
| Ian Vandervee, Iowa                  | 69 | 74 | 69 | 212   | -4  |
| 10. Bo Andrews, Georgia Tech         | 70 | 73 | 70 | 213   | -3  |
| Thomas Birdsey, Wake Forest          | 71 | 71 | 71 | 213   | -3  |
| Andrew Lister, Texas A&M             | 71 | 70 | 72 | 213   | -3  |
| Jordan Niebrugge, Oklahoma State     | 69 | 70 | 74 | 213   | -3  |
| Rhys Pugh, East Tennessee State      | 69 | 71 | 73 | 213   | -3  |

## 2014 (October 17-19)

| Team Results             | 1   | 2   | 3   | Total | +/- |
|--------------------------|-----|-----|-----|-------|-----|
| 1. Texas                 | 278 | 288 | 277 | 843   | -21 |
| 2. Virginia              | 272 | 295 | 277 | 844   | -20 |
| 3. LSU                   | 296 | 279 | 282 | 857   | -7  |
| 4. Wake Forest           | 288 | 284 | 286 | 858   | -6  |
| 5. UCLA                  | 287 | 294 | 279 | 860   | -4  |
| 6. Auburn                | 286 | 289 | 286 | 861   | -3  |
| 7. Georgia Tech          | 296 | 285 | 281 | 862   | -2  |
| 8. Washington            | 290 | 290 | 282 | 862   | -2  |
| 9. Texas A&M             | 281 | 289 | 293 | 863   | -1  |
| 10. Clemson              | 294 | 290 | 284 | 868   | +4  |
| 11. Iowa                 | 291 | 289 | 289 | 869   | +5  |
| 12. East Tennessee State | 286 | 292 | 297 | 875   | +11 |
| 13. Stanford             | 283 | 293 | 300 | 876   | +12 |
| 14. Oklahoma State       | 290 | 286 | 304 | 880   | +16 |
| 15. Kent State           | 304 | 296 | 292 | 892   | +28 |

| Top 10 Individuals                | 1  | 2  | 3  | Total | +/- |
|-----------------------------------|----|----|----|-------|-----|
| 1. Derek Bard, Virginia           | 66 | 71 | 64 | 201   | -15 |
| 2. Denny McCarthy, Virginia       | 63 | 72 | 72 | 207   | -9  |
| 3. Gavin Hall, Texas              | 67 | 75 | 67 | 209   | -7  |
| Cheng-Tsung Pan, Washington       | 67 | 75 | 67 | 209   | -7  |
| Cody Proveaux, Clemson            | 73 | 67 | 69 | 209   | -7  |
| 6. Scottie Scheffler, Texas       | 68 | 75 | 67 | 210   | -6  |
| Ollie Schniederjans, Georgia Tech | 73 | 68 | 69 | 210   | -6  |
| 8. Jonathan Garrick, UCLA         | 69 | 75 | 67 | 211   | -5  |
| Eric Ricard, LSU                  | 74 | 68 | 69 | 211   | -5  |
| Greg Yates, Texas A&M             | 72 | 73 | 66 | 211   | -5  |

## 2015 (October 16-18)

| Team Results             | 1   | 2   | 3   | Total | +/- |
|--------------------------|-----|-----|-----|-------|-----|
| 1. Auburn                | 285 | 285 | 285 | 855   | -9  |
| 2. Wake Forest           | 284 | 285 | 286 | 855   | -9  |
| 3. Clemson               | 286 | 293 | 280 | 859   | -5  |
| 4. Florida State         | 282 | 290 | 288 | 860   | -4  |
| 5. Georgia Tech          | 286 | 299 | 282 | 867   | +3  |
| 6. Texas                 | 292 | 292 | 285 | 869   | +5  |
| 7. Stanford              | 290 | 289 | 290 | 869   | +5  |
| 8. Southern California   | 298 | 287 | 286 | 871   | +7  |
| 9. Oklahoma              | 289 | 292 | 293 | 874   | +10 |
| 10. Virginia             | 283 | 298 | 295 | 876   | +12 |
| 11. LSU                  | 297 | 293 | 288 | 878   | +14 |
| 12. East Tennessee State | 293 | 282 | 307 | 882   | +18 |
| 13. Oklahoma State       | 298 | 292 | 295 | 885   | +21 |
| 14. UCLA                 | 300 | 293 | 295 | 888   | +24 |
| 15. Ole Miss             | 292 | 303 | 300 | 895   | +31 |
| 16. Kent State           | 295 | 297 | 306 | 898   | +34 |
| 17. Iowa                 | 303 | 293 | 312 | 908   | +44 |

| Top 10 Individuals                  | 1  | 2  | 3  | Total | +/- |
|-------------------------------------|----|----|----|-------|-----|
| 1. Derek Bard, Virginia             | 66 | 72 | 72 | 210   | -6  |
| Will Long, Auburn                   | 68 | 68 | 74 | 210   | -6  |
| Maverick McNealy, Stanford          | 69 | 74 | 67 | 210   | -6  |
| Cameron Young, Wake Forest          | 68 | 69 | 73 | 210   | -6  |
| 5. Rico Hoey, Southern California   | 70 | 70 | 71 | 211   | -5  |
| Michael Johnson, Auburn             | 70 | 72 | 69 | 211   | -5  |
| Will Zalatoris, Wake Forest         | 70 | 73 | 68 | 211   | -5  |
| 8. Miller Capps, Clemson            | 69 | 73 | 70 | 212   | -4  |
| Beau Hossler, Texas                 | 70 | 71 | 71 | 212   | -4  |
| Adrian Meronk, East Tennessee State | 72 | 70 | 70 | 212   | -4  |
| Jonah Texeira, Southern California  | 73 | 69 | 70 | 212   | -4  |

## 2016 (October 21-23)

| Team Results             | 1   | 2   | 3   | Total | +/- |
|--------------------------|-----|-----|-----|-------|-----|
| 1. Virginia              | 289 | 287 | 280 | 856   | -8  |
| 2. Texas                 | 291 | 288 | 277 | 856   | -8  |
| 3. Southern California   | 299 | 279 | 279 | 857   | -7  |
| 4. Stanford              | 293 | 286 | 278 | 857   | -7  |
| 5. Texas A&M             | 291 | 285 | 282 | 858   | -6  |
| 6. Oklahoma              | 283 | 291 | 285 | 859   | -5  |
| 7. Duke                  | 285 | 293 | 282 | 860   | -4  |
| 8. Oklahoma State        | 293 | 287 | 281 | 861   | -3  |
| 9. Wake Forest           | 299 | 279 | 285 | 863   | -1  |
| 10. Auburn               | 293 | 290 | 285 | 868   | +4  |
| 11. LSU                  | 296 | 295 | 280 | 871   | +7  |
| 12. Georgia Tech         | 297 | 286 | 294 | 877   | +13 |
| 13. Clemson              | 292 | 301 | 286 | 879   | +15 |
| 14. UCLA                 | 295 | 301 | 293 | 889   | +25 |
| 15. TCU                  | 300 | 305 | 300 | 905   | +41 |
| 16. East Tennessee State | 300 | 305 | 309 | 914   | +50 |
| 17. Villanova            | 316 | 307 | 306 | 929   | +65 |

| Top 10 Individuals                 | 1  | 2  | 3  | Total | +/- |
|------------------------------------|----|----|----|-------|-----|
| 1. Max McGreevy, Oklahoma          | 68 | 69 | 70 | 207   | -9  |
| Jimmy Stanger, Virginia            | 67 | 68 | 72 | 207   | -9  |
| 3. Doug Ghim, Texas                | 71 | 67 | 71 | 209   | -7  |
| 4. Chandler Eaton, Duke            | 68 | 70 | 72 | 210   | -6  |
| Gavin Hall, Texas                  | 75 | 72 | 63 | 210   | -6  |
| Will Long, Auburn                  | 68 | 74 | 68 | 210   | -6  |
| Chandler Phillips, Texas A&M       | 71 | 69 | 70 | 210   | -6  |
| Brandon Wu, Stanford               | 73 | 68 | 69 | 210   | -6  |
| 9. Sam Burns, LSU                  | 69 | 72 | 71 | 212   | -4  |
| Rico Hoey, Southern California     | 76 | 70 | 66 | 212   | -4  |
| Andrew Levitt, Southern California | 74 | 66 | 72 | 212   | -4  |

## 2017 (October 20-22)



| Team Results             | 1   | 2   | 3   | Total | +/- |
|--------------------------|-----|-----|-----|-------|-----|
| 1. Oklahoma State        | 277 | 286 | 274 | 837   | -27 |
| 2. Texas                 | 279 | 279 | 282 | 840   | -24 |
| 3. Wake Forest           | 282 | 271 | 289 | 842   | -22 |
| 4. Georgia Tech          | 284 | 277 | 285 | 846   | -18 |
| 5. UCLA                  | 282 | 283 | 281 | 846   | -18 |
| 6. Stanford              | 285 | 281 | 282 | 848   | -16 |
| 7. Clemson               | 288 | 279 | 281 | 848   | -16 |
| 8. Virginia              | 285 | 282 | 282 | 849   | -15 |
| 9. Texas A&M             | 288 | 279 | 284 | 851   | -13 |
| 10. Duke                 | 282 | 276 | 296 | 854   | -10 |
| 11. Oklahoma             | 295 | 278 | 282 | 855   | -9  |
| 12. TCU                  | 285 | 281 | 289 | 855   | -9  |
| 13. Florida State        | 287 | 284 | 287 | 858   | -6  |
| 14. UNLV                 | 282 | 284 | 299 | 865   | +1  |
| 15. East Tennessee State | 293 | 288 | 290 | 871   | +7  |

| Top 10 Individuals               | 1  | 2  | 3  | Total | +/- |
|----------------------------------|----|----|----|-------|-----|
| 1. Doug Ghim, Texas              | 66 | 67 | 70 | 203   | -13 |
| 2. Matthew Wolff, Oklahoma State | 66 | 71 | 67 | 204   | -12 |
| 3. Alex Smalley, Duke            | 67 | 65 | 73 | 205   | -11 |
| 4. Will Zalatoris, Wake Forest   | 68 | 68 | 70 | 206   | -10 |
| 5. Zach Bauchou, Oklahoma State  | 69 | 71 | 68 | 208   | -8  |
| Brad Dalke, Oklahoma             | 74 | 66 | 68 | 208   | -8  |
| 7. Tyler Joiner*, Georgia Tech   | 68 | 76 | 66 | 210   | -6  |
| Triston Fisher, TCU              | 69 | 71 | 70 | 210   | -6  |
| Chandler Phillips, Texas A&M     | 69 | 71 | 70 | 210   | -6  |
| Jacob Joiner, Georgia Tech       | 70 | 70 | 70 | 210   | -6  |
| John Pak, Florida State          | 69 | 69 | 72 | 210   | -6  |

# Indicates individual player



# GEORGIA TECH ALL-AMERICANS



The Golf Coaches Association of America selects a 60-man All-America team each year following the NCAA Division I Championship. The first, second and third teams each honor 10 golfers, with the remainder named honorable mention. Golfers not initially named to the 60-man team but who finish in the top 15 of the NCAA Championship are automatically added to the honorable mention unit. The GCAA has been selecting All-America teams since 1958.

Bryce Molder (1998-2001) and David Duval (1990-93), pictured above, are two of only four Division I players ever to be named first-team All-American four times. The others are Gary Hallberg of Wake Forest (1975-78) and Phil Mickelson of Arizona State (1989-92). Nicholas Thompson and Roberto Castro earned All-America recognition each of their four years at Tech, though not first-team honors each time.

## GCAA ALL-AMERICANS BY YEAR

|      |   |
|------|---|
| 1927 | Watts Gunn, 1st*  |
| 1934 | Charlie Yates, 1st*   |
| 1962 | Bill Ploeger, HM  |
| 1967 | Bunky Henry, 1st  |
| 1985 | Bob McDonnell, 2nd; Nacho Gervas, HM; Bill McDonald, HM   |
| 1986 | Nacho Gervas, HM  |
| 1987 | Jay Nichols, HM   |
| 1988 | Charlie Rymer, 3rd; Bill McDonald, HM   |
| 1989 | Charlie Rymer, HM   |
| 1990 | David Duval, 1st; Tripp Isenhour, HM  |
| 1991 | David Duval, 1st; Chan Reeves, HM   |
| 1992 | David Duval, 1st; Jimmy Johnson, 2nd  |
| 1993 | David Duval, 1st; Stewart Cink, 2nd; Mikko Rantanen, HM; Carlos Beutell, HM                       |
| 1994 | Stewart Cink, 2nd   |
| 1995 | Stewart Cink, 1st   |
| 1997 | Matt Kuchar, 3rd  |
| 1998 | Matt Kuchar, 1st; Bryce Molder, 1st   |
| 1999 | Bryce Molder, 1st; Carlton Forrester, HM  |
| 2000 | Matt Kuchar, 1st; Bryce Molder, 1st; Carlton Forrester, HM; Matt Weibring, HM                     |
| 2001 | Bryce Molder, 1st; Troy Matteson, 3rd; Kris Mikkelsen, HM   |
| 2002 | Troy Matteson, 1st; Kris Mikkelsen, 2nd; Matt Weibring, 3rd; Chan Song, HM; Nicholas Thompson, HM |
| 2003 | Troy Matteson, 1st; Nicholas Thompson, HM   |
| 2004 | Nicholas Thompson, 3rd; Roberto Castro, HM; Chan Song, HM   |
| 2005 | Roberto Castro, 1st; Chan Song, 2nd; Nicholas Thompson, 2nd                                       |
| 2006 | Cameron Tringale, 2nd; Kevin Larsen, 3rd; Roberto Castro, HM                                      |
| 2007 | Roberto Castro, 2nd; Cameron Tringale, 2nd; Chesson Hadley, HM                                    |
| 2008 | Chesson Hadley, 2nd   |
| 2009 | Cameron Tringale, 1st   |
| 2010 | John-Tyler Griffin, HM; Chesson Hadley, HM; Paul Haley, HM  |
| 2011 | James White, 1st; John-Tyler Griffin, 2nd; Kyle Scott, 2nd  |
| 2012 | James White, 3rd; Anders Albertson, HM  |
| 2013 | Anders Albertson, 3rd; Ollie Schniederjans, 3rd; Seth Reeves, HM                                  |
| 2014 | Ollie Schniederjans, 1st; Seth Reeves, 2nd  |
| 2015 | Ollie Schniederjans, 1st; Anders Albertson, HM  |

## GOLFWEED ALL-AMERICANS BY YEAR

Golfweek magazine began selecting an All-America team in 2007

|      |  |
|------|--|
| 2007 | Roberto Castro, 2nd; Cameron Tringale, 2nd                 |
| 2008 | Chesson Hadley, 1st; Cameron Tringale, HM                  |
| 2009 | Cameron Tringale, 1st                                      |
| 2010 | John-Tyler Griffin, 3rd                                    |
| 2011 | Kyle Scott, 1st; James White, 1st; John-Tyler Griffin, 2nd |
| 2012 | James White, 3rd; Anders Albertson, HM                     |
| 2013 | Anders Albertson, 3rd; Ollie Schniederjans, 3rd            |
| 2014 | Ollie Schniederjans, 1st; Seth Reeves, 2nd                 |
| 2015 | Ollie Schniederjans, 1st; Anders Albertson, HM             |

## GCAA FRESHMAN ALL-AMERICANS

Golf Coaches Association of America chooses a five-man team

|      |             |
|------|-------------|
| 2018 | Noah Norton |
|------|-------------|



# NATIONAL HONORS

## NATIONAL PLAYERS OF THE YEAR

### Fred Haskins Award

*Voted upon by coaches, players and media, given by the Fred Haskins Commission in Columbus, Ga.*

1993 David Duval  
1995 Stewart Cink  
1998 Matt Kuchar  
2001 Bryce Molder

### Jack Nicklaus Award

*Given by the Golf Coaches Association of America*

1993 David Duval  
1995 Stewart Cink  
1998 Bryce Molder  
2001 Bryce Molder

### Golfweek Player of the Year

*Given by Golfweek magazine*

1998 Bryce Molder (co-winner)  
2001 Bryce Molder

### Dave Williams Award

*National player of the year*

1993 David Duval  
1995 Stewart Cink  
2000 Matt Kuchar  
2001 Bryce Molder

### Arnold Palmer Award

*Given by the GCAA to the NCAA champion*

2002 Troy Matteson

### Byron Nelson Award

*Given by the GCAA to the nation's outstanding senior golfer*

2003 Troy Matteson  
2007 Roberto Castro  
2012 James White  
2015 Anders Albertson

## GCAA ALL-AMERICA SCHOLARS

*All-America Scholars are selected by the Golf Coaches Association of America from players who are juniors and seniors academically, hold a grade-point average of 3.2 or higher, play in a minimum of 75 percent of their team's events and have a stroke average of 76 or lower.*

1990 Tom Shaw  
1991 Tom Shaw  
2000 Bryce Molder  
2001 Kris Mikkelsen, Bryce Molder  
2002 Kris Mikkelsen, Troy Matteson  
2003 Troy Matteson  
2004 Chan Song, Nicholas Thompson  
2005 Mike Barbosa, Chan Song, Nicholas Thompson  
2006 Mike Barbosa, Roberto Castro, Kevin Larsen  
2007 Roberto Castro, Kevin Larsen  
2008 David Dragoo, Taylor Hall, Cameron Tringale  
2009 David Dragoo, Cameron Tringale  
2011 James White  
2012 James White  
2013 Bo Andrews  
2014 Anders Albertson, Bo Andrews, Seth Reeves, Ollie Schniederjans  
2015 Anders Albertson, Drew Czuchry, Ollie Schniederjans  
2016 Michael Hines, Vincent Whaley  
2017 James Clark, Chris Petefish, Vincent Whaley  
2018 Chris Petefish

## NCAA TODAY'S TOP VIII AWARD

The NCAA honors eight student-athletes each year out of nominees from every sport, recognizing those who excel in their sport, in the classroom, and exhibit high character, leadership and service to others.

Roberto Castro (bottom), who graduated in 2007 with high honor in Industrial Engineering and won the Byron Nelson Award as a senior, and Bryce Molder (below), who won four national player of the year honors in 2001, are the only two men's golfers ever to win the prestigious NCAA Today's Top VIII Award.





## NATIONAL CHAMPIONS

### TROY MATTESON

#### NCAA Champion in 2002

Troy Matteson capped an outstanding junior season by winning the biggest tournament of the year, the NCAA Championship in Columbus, Ohio. The victory was his fourth of the year and marked the first time since 1934 that a Yellow Jacket was crowned National Collegiate Champion.

Matteson's run to the title began inauspiciously as he opened with a 2-over-par score of 73 to stand tied for 88th place, seven shots off the tournament lead. That would change quickly, as he found his scoring groove over the next 54 holes of play.

Day two saw the first significant move, as Matteson carded a 5-under-par round of 66 to move into a tie for 12th place at 73-66—139. The steady play continued over the final two rounds, as Matteson finished with sub-par rounds of 70 and 67 respectively to take over the individual lead as the final round came to an end.

His NCAA title tied him for most tournament wins in one year with David Duval, along with being the third time in school history that a Yellow Jacket had been the individual national champion.

For his efforts, Matteson was named the recipient of the Arnold Palmer National Player of the Year award and earned first-team All-America honors for the first time in his career.



### CHARLIE YATES

#### National Collegiate Champion in 1934

Yates, who won the British Amateur in 1938 and the Western Amateur in 1935, won the Georgia state championship in 1931 and 1935, advanced to the second round of match play in the U.S. Amateur and was the low amateur in the first Masters tournament in 1934.

He culminated a fine college career by winning the 1934 National Collegiate Championship in Cleveland, Ohio, joining Watts Gunn as the only two Tech golfers ever to do so. Yates is one of eight Yellow Jackets to have competed in the Walker Cup, as he was a team member in both 1936 and 1938, compiling a 3-0-1 record in those matches. In 1953, he was named the captain of the Walker Cup team and was an honorary captain in 1985.

Yates played in the first 11 Masters tournaments, five times finishing as low amateur and three times finishing in the top 24.

He was inducted into the Georgia Tech Hall of Fame in 1959 and an award named in his honor has been given annually to the member of the Yellow Jacket golf team displaying the most outstanding academic achievement.



### WATTS GUNN

#### National Collegiate Champion in 1927

The Rambling Wreck and the name of Watts Gunn rose to supreme heights in 1927.

Becoming the first Georgia Tech golfer to win the National Collegiate Championship, Gunn shot a total of 302 over the 72-hole event at the Garden City Country Club to win the medal competition. He went on to dispatch Walker Cup teammate Roland McKenzie, 10-9, to win the individual title, and his 69 in the final round broke the course record. He also helped Tech win the Southern Intercollegiate title the same year.

Along with winning the collegiate championship, Gunn was a two-time U.S. Walker Cup team member, joining the squad in both 1926 and 1928. In those two events, he compiled a combined 4-0 record, posting a pair of victories in each.

Gunn was inducted into the Georgia Tech Hall of Fame in 1961. The annual Yellow Jacket men's golf team award for the season's most improved player is named in Gunn's honor.

# ALL-CONFERENCE PERFORMERS



Bob McDonnell (left), Bill McDonald (center) and Nacho Gervas not only were Tech's first all-Atlantic Coast Conference performers in golf, they led the Yellow Jackets to their first ACC title in 1985.

## ACC PLAYER OF THE YEAR

|      |                     |
|------|---------------------|
| 1992 | David Duval         |
| 1993 | David Duval         |
| 1995 | Stewart Cink        |
| 1998 | Matt Kuchar         |
| 1999 | Bryce Molder        |
| 2000 | Bryce Molder        |
| 2001 | Bryce Molder        |
| 2014 | Ollie Schniederjans |
| 2015 | Ollie Schniederjans |

## ACC ROOKIE OF THE YEAR

|      |                  |
|------|------------------|
| 1997 | Matt Kuchar      |
| 1998 | Bryce Molder     |
| 2002 | Chan Song        |
| 2004 | Roberto Castro   |
| 2006 | Cameron Tringale |
| 2018 | Noah Norton      |

## ACC COACH OF THE YEAR

|      |                |
|------|----------------|
| 1984 | Puggy Blackmon |
| 1985 | Puggy Blackmon |
| 1992 | Puggy Blackmon |
| 1993 | Puggy Blackmon |
| 1999 | Bruce Heppler  |
| 2001 | Bruce Heppler  |
| 2002 | Bruce Heppler  |
| 2006 | Bruce Heppler  |
| 2009 | Bruce Heppler  |
| 2011 | Bruce Heppler  |
| 2012 | Bruce Heppler  |
| 2014 | Bruce Heppler  |
| 2018 | Bruce Heppler  |

## ALL-ATLANTIC COAST CONFERENCE

|      |   |
|------|---|
| 1985 | Nacho Gervas, Bill McDonald, Bob McDonnell                      |
| 1986 | Nacho Gervas  |
| 1987 | Jay Nichols   |
| 1988 | Charlie Rymer   |
| 1989 | Charlie Rymer   |
| 1990 | David Duval   |
| 1991 | David Duval   |
| 1992 | David Duval, Jimmy Johnston                                     |
| 1993 | Stewart Cink , David Duval                                      |
| 1994 | Stewart Cink , Mikko Rantanen                                   |
| 1995 | Stewart Cink, Jason Walters                                     |
| 1997 | Matt Kuchar   |
| 1998 | Matt Kuchar, Bryce Molder                                       |
| 1999 | Carlton Forrester, Matt Kuchar, Bryce Molder                    |
| 2000 | Matt Kuchar, Bryce Molder                                       |
| 2001 | Troy Matteson, Bryce Molder                                     |
| 2002 | Troy Matteson, Kris Mikkelsen, Matt Weibring                    |
| 2003 | Troy Matteson, Nicholas Thompson                                |
| 2004 | Roberto Castro, Chan Song, Nicholas Thompson                    |
| 2005 | Mike Barbosa, Roberto Castro, Chan Song, Nicholas Thompson      |
| 2006 | Roberto Castro, Kevin Larsen, Cameron Tringale                  |
| 2007 | Roberto Castro, Cameron Tringale                                |
| 2008 | Chesson Hadley, Cameron Tringale                                |
| 2009 | Cameron Tringale  |
| 2010 | John-Tyler Griffin, Chesson Hadley, James White                 |
| 2011 | John-Tyler Griffin, Paul Haley, Kyle Scott, James White         |
| 2012 | Anders Albertson, Bo Andrews, James White                       |
| 2013 | Anders Albertson, Ollie Schniederjans                           |
| 2014 | Anders Albertson, Seth Reeves, Ollie Schniederjans              |
| 2015 | Anders Albertson, Ollie Schniederjans                           |
| 2017 | James Clark, Luke Schniederjans                                 |
| 2018 | Noah Norton, Chris Petefish, Luke Schniederjans, Tyler Strafaci |

## ALL-SOUTHEASTERN CONFERENCE

|      |              |
|------|--------------|
| 1948 | Albert Swann |
|------|--------------|

## Academic All-ACC Golf Team

|      |  |
|------|--|
| 2006 | Mike Barbosa, Roberto Castro, Taylor Hall, Kevin Larsen  |
| 2007 | Roberto Castro, Taylor Hall, Kevin Larsen, Cameron Tringale  |
| 2008 | David Drago, Taylor Hall, Cameron Tringale   |
| 2009 | David Drago, Cameron Tringale, James White   |
| 2010 | Bo Andrews, Kyle Scott, James White  |
| 2011 | James White (ACC Scholar-Athlete of the Year)  |
| 2012 | Anders Albertson, Bo Andrews, Ollie Schniederjans, Richy Werenski, James White (ACC Scholar-Athlete of the Year)     |
| 2013 | Anders Albertson, Bo Andrews, Seth Reeves, Ollie Schniederjans, Richy Werenski,                                      |
| 2014 | Anders Albertson, Bo Andrews, Seth Reeves, Richy Werenski, Ollie Schniederjans (ACC Scholar-Athlete of the Year)     |
| 2015 | Anders Albertson (ACC Scholar-Athlete of the Year), James Clark, Chris Petefish, Ollie Schniederjans, Vincent Whaley |
| 2016 | Chris Petefish, Vincent Whaley   |
| 2017 | James Clark, Chris Petefish, Vincent Whaley  |
| 2018 | Noah Norton, Tyler Strafaci  |

In 2005-06, the ACC began voting on an academic all-conference team in every sport. Honorees must achieve a minimum 3.2 grade-point average and be a front-line participant in his or her sport.

## ACC Academic Honor Roll

|      |   |
|------|---|
| 1980 | Thomas Moody, Rick Riddle, Robert Muir  |
| 1981 | David Deiters, Chris Handy, Joe Lowery, John Peay, Rick Riddle  |
| 1983 | Frank Harbist   |
| 1984 | Peter Davison, Frank Harbist, Bob McDonnell, Lenny Nash   |
| 1985 | Frank Harbist, Lenny Nash, Jay Nichols, Charlie Thomas  |
| 1987 | Chris Cupit   |
| 1988 | Chris Cupit, Alan Rosen, Tom Shaw   |
| 1989 | Mark Lofye, Tom Shaw  |
| 1990 | Tom Shaw  |
| 1992 | Carlos Beutell, Stewart Cink  |
| 1993 | Stewart Cink, Tommy Johnston  |
| 1994 | Brad Carroll, Sam Hulsey, Brian Newton, Lance Stover  |
| 1995 | Rob Anderson, Brad Carroll, Brian Newton, Lance Stover  |
| 1996 | Rob Anderson, Brad Carroll, Mauricio Muniz, Brian Newton  |
| 1997 | Matt Kuchar, Wes Latimer, Mauricio Muniz, Brian Newton  |
| 1998 | Chip Brown, Bryce Molder, Mauricio Muniz, Brian Newton  |
| 1999 | Chip Brown, Adam Cranford, Carlton Forrester, Wes Latimer, Troy Matteson, Kris Mikkelsen, Bryce Molder                                  |
| 2000 | Chip Brown, Adam Cranford, Carlton Forrester, Matt Kuchar, Troy Matteson, Kris Mikkelsen, Bryce Molder                                  |
| 2001 | Chip Brown, Adam Cranford, Troy Matteson, Kris Mikkelsen, Bryce Molder, Matt Weibring   |
| 2002 | Mike Barbosa, Adam Cranford, Kris Mikkelsen, Chan Song, Nicholas Thompson   |
| 2003 | Mike Barbosa, Adam Cranford, Thomas Jordan, Chan Song, Nicholas Thompson  |
| 2004 | Mike Barbosa, Roberto Castro, Kevin Larsen, Chan Song, Nicholas Thompson  |
| 2005 | Mike Barbosa, Roberto Castro, Adam Cohan, David Drago, Taylor Hall, Thomas Jordan, Chan Song  |
| 2006 | Mike Barbosa, Roberto Castro, Adam Cohan, David Drago, Taylor Hall, Thomas Jordan, Kevin Larsen   |
| 2007 | Daniel Bowden, Roberto Castro, Adam Cohan, David Drago, Taylor Hall, Kevin Larsen, Cameron Tringale                                     |
| 2008 | Daniel Bowden, Adam Cohan, David Drago, Taylor Hall, William Miller, Cameron Tringale   |
| 2009 | Adam Cohan, David Drago, John-Tyler Griffin, Taylor Hall, William Miller, Cameron Tringale, Minghao Wang, James White                   |
| 2010 | Bo Andrews, Paul Haley, William Miller, Seth Reeves, Kyle Scott, Minghao Wang, James White  |
| 2011 | Anders Albertson, Bo Andrews, Paul Haley, John-Tyler Griffin, William Miller, Ollie Schniederjans, Minghao Wang, James White            |
| 2012 | Anders Albertson, Bo Andrews, Drew Czuchry, William Miller, Seth Reeves, Ollie Schniederjans, Minghao Wang, Richy Werenski, James White |
| 2013 | Anders Albertson, Bo Andrews, Drew Czuchry, Seth Reeves, Ollie Schniederjans, Minghao Wang, Richy Werenski                              |
| 2014 | Anders Albertson, Bo Andrews, Drew Czuchry, Michael Hines, Seth Reeves, Ollie Schniederjans, Vincent Whaley                             |
| 2015 | Anders Albertson, James Clark, Drew Czuchry, Michael Hines, Chris Petefish, Ollie Schniederjans, Vincent Whaley                         |
| 2016 | James Clark, Michael Hines, Tyler Joiner, Chris Petefish, Anton Serafini, Vincent Whaley  |
| 2017 | Michael Hines, Tyler Joiner, Chris Petefish, Vincent Whaley   |
| 2018 | James Clark, Jacob Joiner, Tyler Joiner, Noah Norton, Tyler Strafaci  |

The ACC Academic Honor Roll is compiled following the conclusion of each academic year, recognizing student-athletes in all sports who posted a grade-point average of 3.0 for the entire academic year, with no minimum placed on playing time.




# PROFESSIONAL AND AMATEUR CHAMPIONS



## BOBBY JONES

**CHAMPION OF U.S. OPEN, U.S. AMATEUR, BRITISH OPEN AND BRITISH AMATEUR IN 1930, THEN CONSIDERED GOLF'S GRAND SLAM.**



**MATT KUCHAR**

**1997 U.S. AMATEUR CHAMPION**

## USGA CHAMPIONS

1923 Bobby Jones, U.S. Open,  
Inwood Country Club, Inwood, N.Y.

1924 Bobby Jones, U.S. Amateur,  
Merion Cricket Club, Ardmore, Pa.  
Defeated George Von Elm, 9 and 8

1925 Bobby Jones, U.S. Amateur,  
Oakmont (Pa.) Country Club  
Defeated Watts Gunn, 8 and 7

1927 Bobby Jones, U.S. Open,  
Scioto Country Club, Columbus, Ohio

1927 Bobby Jones, U.S. Amateur,  
Minikahda Club, Minneapolis, Minn.  
Defeated Charles Evans, Jr., 8 and 7

1928 Bobby Jones, U.S. Amateur,  
Brae Burn C.C., West Newton, Mass.  
Defeated T. Phillip Perkins, 10 and 9

1929 Bobby Jones, U.S. Open,  
Winged Foot G.C., Mamaroneck, N.Y.

1930 Bobby Jones, U.S. Open,  
Interlachen C.C., Minneapolis, Minn.

1930 Bobby Jones, U.S. Amateur,  
Merion Cricket Club, Ardmore, Pa.  
Defeated Eugene V. Homans, 8 and 7


1958 Gordon "Buddy" Baker, U.S. Jr. Amateur,  
Univ. of Minnesota Golf Club, St. Paul, Minn.  
Defeated R. Douglas Lindsay, 2 and 1

1985 Charlie Rymer, U.S. Junior Amateur,  
Brookfield Country Club, Clarence, N.Y.  
Defeated Greg Leshner, 1-up (19 holes)

1989 David Duval, U.S. Junior Amateur,  
Singing Hills G&CC, El Cajon, Calif.  
Defeated Austin Maki, 1-up

1997 Matt Kuchar, U.S. Amateur,  
Cog Hill Golf and CC, Lemont, Ill.  
Defeated Joel Kribel, 2 and 1

1999 Bill Ploeger, U.S. Senior Amateur,  
Portland (Ore.) Golf Club  
Defeated Gary Menzel, 3 and 2



**LARRY MIZE**

**1987 MASTERS CHAMPION**

## PGA TOUR CHAMPIONS

1969 Bunky Henry, National Airlines Open

1983 Larry Mize, Danny Thomas Memphis Classic

1987 Larry Mize, The Masters Tournament

1993 Larry Mize, Northern Telecom Open

1993 Larry Mize, Buick Open

1997 Stewart Cink, Canon Greater Hartford Open

1997 David Duval, Michelob Championship at Kingsmill

1997 David Duval, Walt Disney World/Oldsmobile Classic

1997 David Duval, The Tour Championship

1998 David Duval, Tucson Chrysler Classic

1998 David Duval, Shell Houston Open

1998 David Duval, NEC World Series of Golf

1998 David Duval, Michelob Championship at Kingsmill

1999 David Duval, Mercedes Championships

1999 David Duval, Bob Hope Chrysler Championship

1999 David Duval, The Players Championship

1999 David Duval, Bellsouth Classic

2000 David Duval, Buick Challenge

2000 Stewart Cink, MCI Classic

2000 Michael Clark II, John Deere Classic

2002 Matt Kuchar, Honda Classic

2004 Stewart Cink, MCI Heritage

2004 Stewart Cink, WGC-NEC Invitational

2006 Troy Matteson, Frys.com Open

2008 Stewart Cink, Travelers Championship

2009 Troy Matteson, Frys.com Open

2009 Matt Kuchar, Turning Stone Resort Championship

2010 Matt Kuchar, The Barclays

2011 Bryce Molder, Frys.com Open


2012 Matt Kuchar, The Players Championship

2013 Matt Kuchar, Accenture World Match Play Championship


2013 Matt Kuchar, The Memorial Tournament

2014 Chesson Hadley, Puerto Rico Open

2014 Matt Kuchar, RBC Heritage



**STEWART CINK**  
**2009 OPEN CHAMPION**



**DAVID DUVAL**  
**2001 OPEN CHAMPION**

## ROYAL AND ANCIENT CHAMPIONS

1926 Bobby Jones, British Open,  
Royal Lytham and St. Anne's, Southport, England

1927 Bobby Jones, British Open,  
Old Course, St. Andrews, Scotland

1930 Bobby Jones, British Open,  
Royal Liverpool Golf Club, Hoylake, England

1930 Bobby Jones, British Amateur,  
Old Course, St. Andrews, Scotland  
Defeated Roger Wethered, 7 and 6

1938 Charlie Yates, British Amateur,  
Royal Troon, Troon, Scotland

2001 David Duval, British Open,  
Royal Lytham and St. Anne's, Southport, England

2009 Stewart Cink, British Open,  
Turnberry, Ayrshire, Scotland



# INTERNATIONAL COMPETITION



## RYDER CUP

1987 - Larry Mize  
1999 - David Duval  
2002 - Stewart Cink, David Duval  
2004 - Stewart Cink  
2006 - Stewart Cink  
2008 - Stewart Cink  
2010 - Matt Kuchar, Stewart Cink  
2012 - Matt Kuchar  
2014 - Matt Kuchar  
2016 - Matt Kuchar  
2018 - David Duval, Matt Kuchar (vice captains)

## PRESIDENTS CUP

1998 - David Duval  
2000 - Stewart Cink, David Duval  
2005 - Stewart Cink  
2007 - Stewart Cink  
2009 - Stewart Cink  
2011 - Matt Kuchar  
2013 - Matt Kuchar  
2015 - Matt Kuchar  
2017 - Matt Kuchar

## OLYMPIC GAMES

2016 - Matt Kuchar (bronze medalist)

## WORLD CUP

2000 - David Duval  
2005, '06 - Stewart Cink

## WALKER CUP

1922, '24, '26, '28, '30 - Bobby Jones  
1926, '28 - Watts Gunn  
1936, '38 - Charlie Yates

1991 - David Duval  
1999 - Matt Kuchar, Bryce Molder  
2001 - Bryce Molder  
2005 - Nicholas Thompson  
2009 - Cameron Tringale

## WORLD AMATEUR

### United States

1992 - David Duval  
1998 - Matt Kuchar  
2000 - Bryce Molder  
**Puerto Rico**  
1994, '96, '98, '08 - Mauricio Muniz  
**China**  
2010, '12 - Minghao Wang

## PALMER CUP

1998 - Matt Kuchar, Bryce Molder  
1999 - Matt Kuchar, Bryce Molder  
2001 - Bryce Molder  
2003 - Bruce Heppler (head coach)  
2005 - Roberto Castro  
2006 - Roberto Castro, Kevin Larsen  
2008 - Chesson Hadley  
2009 - Cameron Tringale  
2012 - James White  
2014 - Ollie Schniederjans  
2015 - Anders Albertson, Ollie Schniederjans.  
Bruce Heppler (head coach)

## USA-JAPAN MATCHES

1999 - Carlton Forrester  
2002 - Kris Mikkelsen

## USA-CHINA FRIENDSHIP CUP

2006 - Cameron Tringale

*Georgia Tech players have been integral parts of United States teams in international competitions on both the amateur and professional levels.*

*Stewart Cink and Matt Kuchar (top left) both played for the United States in the 2010 Ryder Cup in Newport, Wales. Cink has competed in five Ryder Cups for the U.S., including the victorious 2002 team with David Duval (left). Kuchar played in his fourth Ryder Cup in 2016, and also earned a bronze medal on the 2016 Olympic Games golf competition in Rio de Janeiro, Brazil.*

*Kuchar and Bryce Molder, pictured together during the 1999 Walker Cup below, combined to participate in eight Walker and Palmer Cup matches for the United States. Cameron Tringale (bottom left) is Tech's most recent representative in the Walker Cup (2009), while Roberto Castro (bottom right) played in two Palmer Cup matches for the USA.*





# GEORGIA TECH TEAM AWARDS



CHAN SONG, A THREE-TIME ALL-AMERICAN, WAS INDUCTED IN 2018.

## Georgia Tech Hall of Fame Inductees

| Name                      | Inducted |
|---------------------------|----------|
| Perry Adair               | 1973     |
| Tommy Barnes              | 1960     |
| Puggy Blackmon (coach)    | 2008     |
| Roberto Castro            | 2017     |
| Stewart Cink              | 2005     |
| James R. Cleveland        | 1981     |
| Charles Dannals, Jr.      | 1986     |
| H.E. Dennison (coach)     | 1970     |
| David Duval               | 2003     |
| Bill Eager, Jr.           | 1979     |
| Carlton Forrester         | 2012     |
| Nacho Gervas              | 1997     |
| Watts Gunn                | 1961     |
| Charles Harrison          | 1962     |
| George W. (Bunky) Henry   | 1984     |
| George D. Johnson, Jr.    | 1989     |
| Robert Tyre (Bobby) Jones | 1958     |
| Matt Kuchar               | 2010     |
| Troy Matteson             | 2013     |
| Bill McDonald             | 1995     |
| Bob McDonnell             | 1993     |
| Kris Mikkelsen            | 2015     |
| Larry Mize                | 1992     |
| Bryce Molder              | 2011     |
| Berrien Moore             | 1956     |
| Jay Nichols               | 2001     |
| Tommy Plaxico (coach)     | 1993     |
| William D. (Bill) Ploeger | 2001     |
| Frank M. Ridley, Jr.      | 1956     |
| John H. Ridley            | 1972     |
| Charlie Rymer             | 2000     |
| Chan Song                 | 2018     |
| Albert Swann              | 1964     |
| Nicholas Thompson         | 2016     |
| Ewing G. Watkins          | 1974     |
| Charles R. Yates          | 1959     |
| Daniel Yates, Jr.         | 1984     |



### BOBBY JONES

THE GREATEST AMATEUR GOLFER, HE CAPTURED FIVE U.S. AMATEUR TITLES, FOUR U.S. OPEN TITLES AND WAS UNDEFEATED IN FIVE WALKER CUP MATCHES. HE CAPTURED GOLF'S ONLY GRAND SLAM IN 1930.

## ROBERT TYRE JONES AWARD

### (Player of the Year)

|      |                                       |
|------|---------------------------------------|
| 1984 | Nacho Gervas                          |
| 1985 | Bob McDonnell                         |
| 1986 | Nacho Gervas                          |
| 1987 | Jay Nichols                           |
| 1988 | Bill McDonald, Charlie Rymer          |
| 1989 | Charlie Rymer                         |
| 1990 | David Duval                           |
| 1991 | David Duval                           |
| 1992 | David Duval                           |
| 1993 | David Duval                           |
| 1994 | Stewart Cink                          |
| 1995 | Stewart Cink                          |
| 1996 | Sam Hulsey                            |
| 1997 | Matt Kuchar                           |
| 1998 | Matt Kuchar, Bryce Molder             |
| 1999 | Bryce Molder                          |
| 2000 | Matt Kuchar, Bryce Molder             |
| 2001 | Bryce Molder                          |
| 2002 | Troy Matteson                         |
| 2003 | Troy Matteson                         |
| 2004 | not awarded                           |
| 2005 | Roberto Castro, Nicholas Thompson     |
| 2006 | Cameron Tringale                      |
| 2007 | Roberto Castro, Cameron Tringale      |
| 2008 | Chesson Hadley                        |
| 2009 | Cameron Tringale                      |
| 2010 | John-Tyler Griffin                    |
| 2011 | John-Tyler Griffin, James White       |
| 2012 | James White                           |
| 2013 | Anders Albertson, Ollie Schniederjans |
| 2014 | Ollie Schniederjans                   |
| 2015 | Anders Albertson, Ollie Schniederjans |
| 2016 | Vincent Whaley                        |
| 2017 | James Clark                           |
| 2018 | Tyler Strafaci                        |



### CHARLIE YATES

HE CAPTURED THE 1934 NCAA CHAMPIONSHIP AND WAS UNDEFEATED IN THE 1936 AND '38 WALKER CUPS. AMONG HIS GREATEST AMATEUR ACHIEVEMENTS WERE WINNING THE BRITISH AMATEUR AND THE WESTERN OPEN.

## CHARLES YATES CUP

### (Outstanding Academic Achievement)

|      |                    |
|------|--------------------|
| 1984 | Peter Davison      |
| 1985 | Charlie Thomas     |
| 1986 | Bob McDonnell      |
| 1987 | Chris Cupit        |
| 1988 | Chris Cupit        |
| 1989 | Tripp Isenhour     |
| 1990 | Tom Shaw           |
| 1991 | Tom Shaw           |
| 1992 | Stewart Cink       |
| 1993 | Stewart Cink       |
| 1994 | Brian Newton       |
| 1995 | Brian Newton       |
| 1996 | Lance Stover       |
| 1997 | Lance Stover       |
| 1998 | Wes Latimer        |
| 1999 | Bryce Molder       |
| 2000 | Troy Matteson      |
| 2001 | Kris Mikkelsen     |
| 2002 | Kris Mikkelsen     |
| 2003 | Chan Song          |
| 2004 | Chan Song          |
| 2005 | Roberto Castro     |
| 2006 | Roberto Castro     |
| 2007 | Roberto Castro     |
| 2008 | Daniel Bowden      |
| 2009 | John-Tyler Griffin |
| 2010 | James White        |
| 2011 | Bo Andrews         |
| 2012 | Bo Andrews         |
| 2013 | Bo Andrews         |
| 2014 | Bo Andrews         |
| 2015 | Drew Czuchry       |
| 2016 | Michael Hines      |
| 2017 | Michael Hines      |
| 2018 | Tyler Joiner       |



### WATTS GUNN

GUNN CAPTURED THE 1927 NCAA CHAMPIONSHIP AND WAS UNDEFEATED IN THE 1926 AND '28 WALKER CUPS.

## WATTS GUNN TROPHY

### (Most Improved Player)


|      |                     |
|------|---------------------|
| 1984 | Dave Hopson         |
| 1985 | Jay Nichols         |
| 1986 | Lenny Nash          |
| 1987 | Jeff Rich           |
| 1988 | Tripp Isenhour      |
| 1989 | Trey Holroyd        |
| 1990 | Tom Shaw            |
| 1991 | Chan Reeves         |
| 1992 | Jimmy Johnston      |
| 1993 | Carlos Beautell     |
| 1994 | Mikko Rantanen      |
| 1995 | Sam Hulsey          |
| 1996 | Mauricio Muniz      |
| 1997 | Mike Pearson        |
| 1998 | Carlton Forrester   |
| 1999 | Wes Latimer         |
| 2000 | Matt Weibring       |
| 2001 | Troy Matteson       |
| 2002 | Troy Matteson       |
| 2003 | Adam Cranford       |
| 2004 | Mike Barbosa        |
| 2005 | Chan Song           |
| 2006 | Taylor Hall         |
| 2007 | Adam Cohan          |
| 2008 | David Dragoo        |
| 2009 | Adam Cohan          |
| 2010 | James White         |
| 2011 | Kyle Scott          |
| 2012 | Seth Reeves         |
| 2013 | Ollie Schniederjans |
| 2014 | Seth Reeves         |
| 2015 | Vincent Whaley      |
| 2016 | Jacob Joiner        |
| 2017 | James Clark         |
| 2018 | Jacob Joiner        |

## TECH COACHING HISTORY

### H.E. DENNISON • 1931-55

A professor of economics and social science, as well as the director of industrial management, H.E. Dennison served as Georgia Tech's first golf coach from 1931-55. He shepherded a program which had already earned success on the national stage when Watts Gunn won the national collegiate championship in 1927. Collegiate golf was strictly a dual match sport in Dennison's time, and Tech went three straight years from 1933-35 without losing a match.

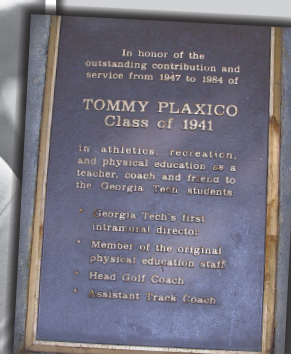

Dennison had the distinction of coaching such standouts as Charlie Yates, the 1934 national collegiate champion, 1938 British Amateur champion and three-time Walker Cup team member, as well as the 1938 Southern Intercollegiate champion Tommy Barnes and 1948 Southeastern Conference champion Albert Swann. He also led the Yellow Jackets to their first NCAA Championship appearance as a team in 1947.



### TOMMY PLAXICO • 1956-82

Likeable Tommy Plaxico, a former Georgia Tech star of the cinders in the 1940s, served as the Yellow Jackets' golf coach from January of 1956 until he retired in 1982, an era which saw the landscape of college golf evolve from schools playing dual matches exclusively to playing stroke-play tournaments. Among his players were future PGA Tour star Larry Mize, 1967 NCAA runner-up Bunky Henry and 1999 U.S. Senior Amateur champion Bill Ploeger.

Plaxico, a contemporary of such Tech coaching luminaries as Bobby Dodd, Whack Hyder and Jim Luck, was a regular on the Tech track team for three years and was captain of the 1941 squad. After serving four years as a Navy fighter pilot in World War II, Plaxico returned to campus to receive his degree in industrial management in 1946. He immediately joined the Tech faculty as a member of the Physical Training staff, a capacity in which he served until he retired. Plaxico, also an avid tennis player, served as an assistant track coach for five years and was in charge of Georgia Tech's intramural program.



### PUGGY BLACKMON • 1982-95

The arrival of Puggy Blackmon signaled a new era in golf at Georgia Tech, keeping the Yellow Jackets in line with the way college golf was growing. The South Carolina native came from a teaching and professional golf background, and laid the foundation for the stature of the program today. Heavily involved in junior golf, Blackmon immediately began recruiting top junior players, set about raising money for the program and started the booster club which continues to support Tech golf today.

Within three years, he guided the Yellow Jackets to their first Atlantic Coast Conference championship, and Tech became a perennial top-25 program. That led to the program being invited to compete in bigger and better events, and the Jackets would go on to win five ACC titles, compete in 11 NCAA Championships and win 33 tournaments overall during his tenure. He recruited and coached PGA Tour players Stewart Cink, Michael Clark II, David Duval and Tripp Isenhour.





# ALL-TIME GREATS

## ROBERT TYRE "BOBBY" JONES • ATLANTA, GA.

**O**n Sept. 27, 1930, Robert Tyre Jones, Jr., of Atlanta walked off the 11th green at the Merion Cricket Club and into history. No one before him had won golf's four major championships in a single year. No one has done it since.

No one might ever do it again.

"It may be 60 years, if then, before we see another Grand Slam," said Joe Dey, former commissioner of the PGA Tour and former executive director of the United States Golf Association.

"You never say never," said Ben Hogan, who was 18 when Jones won the Slam and remains the only golfer to win three professional majors in one year. "But considering the times — there are so many more good players — it's improbable that any player will win all four."

Of all the single-season sustained records of excellence in major sports, Jones' mark has stood the longest. Longer than Babe Ruth's 60 home runs, a record that last 34 years after he set it in 1927; longer than Joe DiMaggio's 1941 hitting streak of 56 games, which is still alive after 49 years; longer than Wilt Chamberlain's 50.4 points-per-game average, set in 1961-62; longer than Bryon Nelson's PGA Tour streak of 11 straight victories and 18 overall in 1945.

The four tournaments Jones won — the national Open and amateur championships of the United States and Britain — originally were known as the "Impregnable Quadrilateral." That term eventually evolved into the Grand Slam, a term that stuck even when the PGA Championship and the Masters replaced the two amateur tournaments in the mythical foursome.

To understand the magnitude of Jones' deed, consider that in the ensuing 60 years only four players — Hogan, Gene Sarazen, Gary Player and Jack Nicklaus — in their careers have won each of the four events that make up the modern Slam.

In golf's record books, Hogan comes across as the most serious challenger to Jones record when in 1953 the Texan won the Masters, U.S. Open and British Open. But because there was some overlap in dates of the British Open and the PGA Championship, the possibility of Hogan completing the Slam never existed.

Perhaps the most incredible thing about Jones' Slam is that he planned it. He didn't have a name for it, nor was he glory-seeking. His reasons were purely personal. Being an amateur golfer, his finances and family obligations would not allow him to play in all four tournaments after 1930. As it turned out, he didn't have to. He announced his retirement from competitive golf a few weeks after winning the U.S. Amateur. He was 28.

Dey, then a 23-year-old sportswriter for The Philadelphia Evening Bulletin, was there at Merion in Ardmore, Pa., when Jones completed the Grand Slam. Now 83, Dey said Jones' performance was "simply unbelievable."

"I saw every shot, and I haven't seen anyone since as dominant as Jones was in that Amateur," Dey said. "None of his matches went past the 14th hole. He cruised along. Considering the pressure and the crowds — you have to remember in those days the fairways weren't roped — it was a remarkable performance by a remarkable player."

Dey has seen all the great players and says only Hogan and Nicklaus equaled Jones in figuring out a way to win.

"If Nicklaus couldn't do it, I don't think it could be done. Maybe Hogan could have, but there wasn't that much emphasis on the Grand Slam during his day. I don't see anyone out there today who knows how to win like they did and like Jones did."

"Also, it's just too hard now because there are too many good players to expect one to win all four, and too, I believe the intense media attention given to the majors creates tremendous pressure that begins to build when someone wins the first two."

Hogan, now 78, agrees about the media pressure. "It's incredible," he said, "much more so than when I played. Because it was impossible for me to play in all four in 1953, there was none of that."

Dey credits Jones with the Grand Slam transformation from two amateurs and two Opens to today's four pro majors. "When Jones retired, there was not another amateur of his ability, and after he started Augusta National, and the Masters took hold, the attention turned away from the amateurs to the professionals," he said.

"What Jones did was win the Grand Slam, then without realizing it, created another one."

How good was Jones? From 1923 through 1930, Jones won 13 major national titles in the U.S. and Great Britain, 62 percent of the championships he entered.

In the last 11 British and U.S. Opens in which he played, he finished no worse than second in 10, winning seven times. And from the time he was 14 to the time he was 28, no player ever beat him twice in championship match play.

It also must be noted that Jones was hardly a full-time golfer. Often he would go months without picking up a club. Instead, he studied mechanical engineering at Georgia Tech, got a degree in English literature at Harvard, dabbled in real estate and then attended law school at Emory. In his 13 years in major championship competition, he was a student, high school or college, in nine of them. He played only 52 tournaments in that span, an average of four a year, and won 23.

Though Jones was born and raised in Atlanta, there is no public display of his memorabilia. His old locker remains at East Lake Country Club men's locker room and several pictures hang on the walls of the grill room. Most of his trophies and his famous putter, Calamity Jane, are on display in a showcase in the Jones Room at the Atlanta Athletic Club.

Jones died in the early evening of Dec. 18, 1971. He played his last round of golf in 1948, the year he was stricken with syringomyeliam, a disease that attacks the central nervous system. His



burial is in Atlanta's Oakland Cemetery. His tombstone reads:

Robert Tyre Jones, Jr.  
Born 1902 Died 1971  
No other words were thought necessary.

*This story was written by the late Tom McCollister, who covered golf for the Atlanta Journal-Constitution and paid this tribute to Bobby Jones on the 60th anniversary of his Grand Slam, in the Sept. 27, 1990, edition of the Journal and Constitution.*



# ALL-TIME GREATS

## WATTS GUNN • MACON, GA.

**W**atts Gunn was born in Macon, Ga., on January 11, 1905. He made golf history in 1925 in the U.S. Amateur at Oakmont Country Club, setting the world record for international championship golf by winning 15 straight holes in the first round of the 36-hole match. In that tournament, he went to the finals against friend and rival Bobby Jones, marking the only time two players from the same city ever met for the U.S. Amateur crown.

Gunn's first major tournament win was in the 1923 Georgia Amateur. In 1927, he won the Southern and National Intercollegiate tournaments, and the following year he won the Southern Amateur and Southern Open Championships. In 1926 and 1928, he played on the Walker Cup teams with Jones, defeating the British team both years. He played many benefit tournaments, including several exhibitions with Jones in 1927 and 1928. He took the Georgia State Amateur title in 1927 and 1928. At Lanier High School, he captained golf teams that never lost a match.

Watts Gunn was inducted into the Georgia Golf Hall of Fame on January 14, 1989.


### From a Time Magazine account dated July 11, 1927

Last week, Watts Gunn of Georgia Tech, playmate of Robert Tyre Jones Jr., went four times around the Garden City (L. I.) Golf Club course in a total of 302 strokes. Had he been alive to do this in 1902, he would have won the U. S. Open Championship by five strokes.\* But, at 22, his reward was the qualifying medal of the national intercollegiate golf tournament.

Consistently but not brilliantly, Golfer Gunn battered his way to the finals where he found the other favorite, Roland Mackenzie of Brown University, his good friend, with nerves set for a 36-hole struggle.

Beginning at the fifth hole of their first round, Golfer Gunn went stark, staring golf-mad, made six birdies, used only nine putts on seven consecutive holes—putts varying between 35 and 12 feet—sunk with a borrowed putter. His score for the first 18 holes was 69, breaking the course record by two strokes. After that it was only a matter of time before Mr. Gunn won match and championship, 10 up, 9 to go.

Another figure in the tournament was John D. Ames, blond son of Knowlton L. ("Snake") Ames (sinuous Princeton quarterback of the strenuous '90s), who lost to Watts Gunn in the second round but was elected president of the Intercollegiate Golf Association.



## CHARLIE YATES • ATLANTA, GA.



**C**harlie Yates, a link to Atlanta's vast golf history who later shepherded the city's arts community into the future, was once heralded by Life magazine as owning "the best grin in golf."

He didn't mind using it either, whether to woo the English crowds while he was winning the 1938 British Amateur championship or while heading the effort to raise the \$20 million that built the High Museum. A participant in the city's history for much of the 20th century, it is not inappropriate he be remembered first for that smile and a benevolent demeanor that underscored his life.

Yates, 92, died October 17, 2005 at his home in Buckhead.

Mentored by Bobby Jones - he in fact played with Jones in his final round in 1948 at East Lake Golf Club - Yates was national college champion while at Georgia Tech (1934), a two-time Walker Cup competitor (1936 and 1938) and was captain of the U.S. Walker team in 1953.

He seized the international limelight at the 1938 British Amateur at Royal Troon. Beating two U.S. and British Amateur champions along his eight-match campaign, he struck a tone with the British galleries who were not then so easily charmed by foreigners taking away their titles. Afterward, the legendary British golf author Bernard Darwin wrote, "There has been no invading Champion more popular than Charlie Yates, whose cheerfulness and humor, of his own particular brand, made everybody like him."

Yates played 11 times in the Masters, including the inaugural tournament in 1934.

"There wasn't any strict rule about who was eligible to play in the Masters then," he once told The Augusta Chronicle. "Bob invited some of his friends, such as myself."

He tied for 21st that year and twice was low amateur, but his most memorable Masters came in 1935. Yates was playing in the group ahead when Gene Sarazen made double eagle on the par-5 15th to force a playoff he won the next day. That shot put the Masters on the map.

Yates' amateur career, except for playing the Masters, ended with World War II when he was drafted into the Army. He transferred to the Navy and spent 30 months as a lieutenant on the destroyer USS Mayo, which was struck by enemy fire during the invasion of Italy.

For nearly 50 years, he served on the Masters' Press Committee, a constant presence in the media quarters and, to many who returned to Augusta National year after year, a Masters tradition in himself.

"I am deeply saddened by the passing of Charlie Yates," Augusta National chairman Hootie Johnson said. "Charlie was an outstanding amateur golfer and a member who was linked to Bobby Jones and the club's history, attending every Masters through 2003. He will be greatly missed."

But it was in 1973 that Yates began some of his most lasting work. He accepted Mayor Ivan Allen's suggestion to retire at age 60 and head up the Atlanta Arts Alliance (which later became the Woodruff Arts Center).

Yates had already served as president of the Atlanta Symphony Orchestra (1962-65) and helped recruit Robert Shaw to be its conductor.

"When you look at who had a heavy influence on the thinking of people like the late Ivan Allen, or Robert W. Woodruff, Charlie was an effective leader in getting those people to see how Atlanta's strategy should include the development of world class arts and organizations," said Beauchamp Carr, executive vice president of the Woodruff Arts Center.

Originally drawn to the arts when his wife Dorothy recruited him for nights at the symphony, Yates ushered the city into a new age. Besides overseeing the effort to build the High, he helped raise the \$5.4 million for the center's endowment. In his 10 years as president (1973-83) of what became the Woodruff Arts Center, the overall budget rocketed from \$3.8 million to \$16.3 million.

"I don't think of it as reaching into their pockets," he once said of his fund-raising ethic. "I think of it as their doing something for their own benefit."

The smile didn't hurt much either.

*This story was written by Thomas M. Stinson and published in the Oct. 18, 2005 edition of the Atlanta Journal-Constitution. Additional information from an Associated Press story was added to this account.*



## ALL-TIME GREATS

## ANDERS ALBERTSON • WOODSTOCK, GA.

## Career Honors and Statistics

|   |                                  |
|---|----------------------------------|
| GCAA All-American                             | 2012 (HM), 2013 (3rd), 2015 (HM) |
| Golfweek All-American                         | 2012 (HM), 2013 (3rd), 2015 (HM) |
| Byron Nelson Award recipient                  | 2015                             |
| All-Atlantic Coast Conference                 | 2012, 2013, 2014, 2015           |
| ACC Champion                                  | 2013, 2015                       |
| GCAA All-America Scholar                      | 2014, 2015                       |
| CoSIDA Academic All-American                  | 2015 (3rd)                       |
| ACC Post-Graduate Scholarship Award recipient | 2015                             |
| Academic All-ACC                              | 2012, 2013, 2014, 2015           |
| U.S. Palmer Cup team member                   | 2015                             |

| Season        | Rounds     | Strokes      | LoRnd     | Par/-     | Events    | T10       | W-L             | Pct         | Avg          |
|---------------|------------|--------------|-----------|-----------|-----------|-----------|-----------------|-------------|--------------|
| 2011-12       | 33         | 2356         | 66        | 18        | 11        | 5         | 727-158         | .821        | 71.39        |
| 2012-13       | 38         | 2700         | 66        | 26        | 17        | 5         | 827-212         | .796        | 71.05        |
| 2013-14       | 39         | 2809         | 65        | 24        | 16        | 6         | 662-387         | .631        | 72.03        |
| 2014-15       | 40         | 2859         | 65        | 25        | 13        | 5         | 797-242         | .767        | 71.48        |
| <b>Totals</b> | <b>150</b> | <b>10724</b> | <b>65</b> | <b>93</b> | <b>57</b> | <b>21</b> | <b>3013-999</b> | <b>.751</b> | <b>71.49</b> |

## Career Tournament Results

|  |  |     |      |  |  |  |  |  |  |
|--|--|-----|------|--|--|--|--|--|--|
| <b>2011-12</b>                         |  |     |      |  |  |  |  |  |  |
| Carpet Capital Collegiate              | 74-70-67=211                               | -5  | t3   |  |  |  |  |  |  |
| Golfweek Conference Challenge          | 72-73-75=220                               | +4  | t18  |  |  |  |  |  |  |
| Brickyard Collegiate                   | 72-67-70=209                               | -7  | t2   |  |  |  |  |  |  |
| United States Collegiate Championship  | 73-72-75=220                               | +4  | t31  |  |  |  |  |  |  |
| Amer Ari Invitational                  | 70-75-70=215                               | -1  | t35  |  |  |  |  |  |  |
| Puerto Rico Classic                    | 75-75-67=217                               | +1  | t23  |  |  |  |  |  |  |
| Seminole Intercollegiate               | 72-66-70=208                               | -5  | t6   |  |  |  |  |  |  |
| Barona Collegiate Cup                  | 67-69-73=209                               | -7  | t13  |  |  |  |  |  |  |
| Gary Koch Invitational                 | 74-67-74=215                               | -1  | t7   |  |  |  |  |  |  |
| Atlantic Coast Conference Championship | 69-68-72=209                               | -7  | t4   |  |  |  |  |  |  |
| NCAA Norman Regional                   | 74-76-73=223                               | +7  | t27  |  |  |  |  |  |  |
| <b>2012-13</b>                         |  |     |      |  |  |  |  |  |  |
| Carpet Capital Collegiate              | 73-78-72=223                               | +7  | t40  |  |  |  |  |  |  |
| PING-Golfweek Preview Invitational     | 71-70-72=213                               | +3  | t16  |  |  |  |  |  |  |
| Brickyard Collegiate                   | 72-71-72=215                               | -1  | t14  |  |  |  |  |  |  |
| United States Collegiate Championship  | 74-75-75=224                               | +8  | t41  |  |  |  |  |  |  |
| Western Refining College All-American  | 70-67-70=207                               | -6  | t12  |  |  |  |  |  |  |
| Amer Ari Invitational                  | 72-70-69=211                               | -5  | t10  |  |  |  |  |  |  |
| Puerto Rico Classic                    | 75-70-71=216                               | E   | t26  |  |  |  |  |  |  |
| Southern Highlands Collegiate Masters  | 75-73-72=220                               | +4  | t19  |  |  |  |  |  |  |
| Linger Longer Invitational             | 72-68=140                                  | -4  | t4   |  |  |  |  |  |  |
| Gary Koch Invitational                 | 69-68-75=212                               | -4  | t6   |  |  |  |  |  |  |
| Atlantic Coast Conference Championship | 66-67-68=201                               | -15 | t1   |  |  |  |  |  |  |
| NCAA Tallahassee Regional              | 66-71-72=209                               | -7  | t10  |  |  |  |  |  |  |
| NCAA Championship                      | 69-67-73=209                               | -1  | t26  |  |  |  |  |  |  |
| <b>2013-14</b>                         |  |     |      |  |  |  |  |  |  |
| Carpet Capital Collegiate              | 70-71-75=216                               | E   | t12  |  |  |  |  |  |  |
| Tar Heel Intercollegiate               | 72-72-70=214                               | -2  | t4   |  |  |  |  |  |  |
| Brickyard Collegiate                   | 74-68-71=213                               | -3  | t16  |  |  |  |  |  |  |
| United States Collegiate Championship  | 70-70-71=211                               | -5  | t3   |  |  |  |  |  |  |
| Western Refining College All-America   | 67-70-67=204                               | -9  | t3   |  |  |  |  |  |  |
| Amer Ari Invitational                  | 72-72-73=217                               | +1  | t74  |  |  |  |  |  |  |
| Puerto Rico Classic                    | 71-66-70=207                               | -9  | t6   |  |  |  |  |  |  |
| Southern Highlands Collegiate Masters  | 84-78-79=241                               | +25 | t74  |  |  |  |  |  |  |
| Valspar Invitational at Floridian      | 71-72-77=220                               | +7  | t53  |  |  |  |  |  |  |
| Robert Kepler Invitational             | 71-75-76=222                               | +9  | t20  |  |  |  |  |  |  |
| Capital City Match Play vs. Auburn     | def. Dan Stringfellow, 3 & 2               |     |      |  |  |  |  |  |  |
| Capital City Match Play vs. Georgia    | def. Nicholas Reach, 5 & 4                 |     |      |  |  |  |  |  |  |
| Atlantic Coast Conference Championship | 76-68-65=209                               | -7  | t2   |  |  |  |  |  |  |
| NCAA Raleigh Regional                  | 73-67-71=211                               | -2  | t8   |  |  |  |  |  |  |
| NCAA Championship (stroke play)        | 79-73-72=224                               | +14 | t125 |  |  |  |  |  |  |
| NCAA Championship (match play)         | L, 1-up vs. Wyndham Clark (Oklahoma State) |     |      |  |  |  |  |  |  |
| <b>2014-15</b>                         |  |     |      |  |  |  |  |  |  |
| Carpet Capital Collegiate              | 77-67-70=214                               | -2  | t18  |  |  |  |  |  |  |
| DICK'S Sporting Goods Challenge Cup    | 69-73-72=214                               | +1  | t13  |  |  |  |  |  |  |
| Jerry Pate National Intercollegiate    | 70-71-77=218                               | +8  | t27  |  |  |  |  |  |  |
| United States Collegiate Championship  | 79-82-73=234                               | +18 | t76  |  |  |  |  |  |  |
| Warrior Princeville Makai Invitational | 68-67-65=200                               | -16 | t4   |  |  |  |  |  |  |
| Puerto Rico Classic                    | 74-70-70=214                               | -2  | t11  |  |  |  |  |  |  |
| Seminole Intercollegiate               | 70-70-67=207                               | -9  | t4   |  |  |  |  |  |  |
| Valspar Collegiate Invitational        | 72-70-69=211                               | -2  | t11  |  |  |  |  |  |  |
| Mason Rudolph Championship             | 70-73-71=214                               | +1  | t8   |  |  |  |  |  |  |
| Atlantic Coast Conference Championship | 67-69-69=205                               | -11 | t1   |  |  |  |  |  |  |
| NCAA San Diego Regional                | 75-72-70=217                               | +1  | t14  |  |  |  |  |  |  |
| NCAA Championship (stroke play)        | 69-75-85-74=303                            | +15 | t67  |  |  |  |  |  |  |

## ROBERTO CASTRO • ALPHARETTA, GA.

## Career Honors and Statistics

|   |  |
|---|--|
| GCAA All-American                             | 2004 (HM), 2005 (1st), 2006 (HM), 2007 (2nd) |
| Byron Nelson Award recipient                  | 2007   |
| All-Atlantic Coast Conference                 | 2004, 2005, 2006, 2007                       |
| ACC Rookie of the Year                        | 2004   |
| GCAA All-America Scholar                      | 2006, 2007                                   |
| CoSIDA Academic All-American                  | 2005 (3rd), 2006 (1st), 2007 (1st)           |
| ACC Post-Graduate Scholarship Award recipient | 2007   |
| Academic All-ACC                              | 2006, 2007                                   |
| NCAA Today's Top VIII Award                   | 2007   |
| U.S. Palmer Cup team member                   | 2005, 2006                                   |
| Georgia Tech Hall of Fame                     | 2017   |

| Season        | Rounds     | Strokes      | LoRnd     | Par/-     | Events    | T10       | W-L             | Pct         | Avg         |
|---------------|------------|--------------|-----------|-----------|-----------|-----------|-----------------|-------------|-------------|
| 2003-04       | 36         | 2588         | 66        | 20        | 12        | 4         | 797-250         | .761        | 71.9        |
| 2004-05       | 37         | 2622         | 64        | 23        | 12        | 8         | 964-112         | .896        | 70.9        |
| 2005-06       | 36         | 2631         | 65        | 15        | 12        | 2         | 710-223         | .761        | 73.1        |
| 2006-07       | 34         | 2444         | 65        | 18        | 11        | 6         | 726-192         | .791        | 71.9        |
| <b>Totals</b> | <b>143</b> | <b>10285</b> | <b>64</b> | <b>76</b> | <b>47</b> | <b>20</b> | <b>3197-777</b> | <b>.804</b> | <b>71.9</b> |

## Career Tournament Results

|   |                 |     |     |  |  |  |  |  |  |
|---|-----------------|-----|-----|--|--|--|--|--|--|
| <b>2003-04</b>                              |                 |     |     |  |  |  |  |  |  |
| Bank of Tennessee at the Ridges             | 72-73-72=217    | +1  | t12 |  |  |  |  |  |  |
| PING/Golfweek Preview Invitational          | 75-67=142       | +2  | t9  |  |  |  |  |  |  |
| Jerry Pate National Intercollegiate         | 72-69-71=212    | -1  | t25 |  |  |  |  |  |  |
| Gary Koch/Cleveland Golf Intercollegiate    | 68-70-70=208    | -8  | t2  |  |  |  |  |  |  |
| TaylorMade/Waikoloa Intercollegiate         | 74-72-71=217    | +1  | t42 |  |  |  |  |  |  |
| Puerto Rico Classic                         | 74-78-72=224    | +8  | t46 |  |  |  |  |  |  |
| Southern Highlands Collegiate               | 77-72-69=218    | +2  | t24 |  |  |  |  |  |  |
| Western Intercollegiate                     | 72-66-74=212    | +2  | t7  |  |  |  |  |  |  |
| Atlanta Intercollegiate                     | 73-71-75=219    | +3  | t31 |  |  |  |  |  |  |
| Atlantic Coast Conference Championship      | 70-74-69=213    | -3  | t11 |  |  |  |  |  |  |
| NCAA East Regional                          | 74-68-70=212    | +2  | t9  |  |  |  |  |  |  |
| NCAA Championship                           | 76-74-70-74=294 | +14 | t44 |  |  |  |  |  |  |
| <b>2004-05</b>                              |                 |     |     |  |  |  |  |  |  |
| PING/Golfweek Preview Invitational          | 68-72-71=211    | +1  | t7  |  |  |  |  |  |  |
| Jerry Pate National Intercollegiate         | 68-69-71=208    | -5  | t10 |  |  |  |  |  |  |
| Isleworth Collegiate Invitational           | 69-68-75=212    | -4  | t4  |  |  |  |  |  |  |
| Carpet Capital Collegiate                   | 73-78-70=221    | +5  | t11 |  |  |  |  |  |  |
| TaylorMade/Waikoloa Intercollegiate         | 68-67-64=199    | -17 | t4  |  |  |  |  |  |  |
| Puerto Rico Classic                         | 78-67-72=217    | +1  | t21 |  |  |  |  |  |  |
| Southern Highlands Collegiate Championship  | 74-69-75=218    | +2  | t15 |  |  |  |  |  |  |
| Oregon Duck Invitational                    | 71-68-71=210    | -6  | t3  |  |  |  |  |  |  |
| Hooties at Bulls Bay Intercollegiate        | 77-74-72=223    | +7  | t32 |  |  |  |  |  |  |
| Atlantic Coast Conference Championship      | 71-72-74=217    | +1  | t4  |  |  |  |  |  |  |
| NCAA East Regional                          | 73-69-65=207    | -6  | t10 |  |  |  |  |  |  |
| NCAA Championship                           | 69-68-71-71=279 | -1  | t3  |  |  |  |  |  |  |
| <b>2005-06</b>                              |                 |     |     |  |  |  |  |  |  |
| PING/Golfweek Preview Invitational          | 73-67-68=208    | -8  | t3  |  |  |  |  |  |  |
| Jerry Pate National Intercollegiate         | 65-74-71=210    | -3  | t11 |  |  |  |  |  |  |
| Isleworth-UCF Collegiate Invitational       | 70-74-77=221    | +5  | t11 |  |  |  |  |  |  |
| Carpet Capital Collegiate                   | 74-68-74=216    | E   | t12 |  |  |  |  |  |  |
| UH Hilo Intercollegiate                     | 68-72-68=208    | -5  | t5  |  |  |  |  |  |  |
| Puerto Rico Classic                         | 70-76-74=220    | +4  | t38 |  |  |  |  |  |  |
| Southern Highlands Collegiate               | 76-71-80=227    | +11 | t20 |  |  |  |  |  |  |
| Morris Williams Intercollegiate             | 69-79-77=225    | +9  | t57 |  |  |  |  |  |  |
| The United States Intercollegiate           | 75-75-74=224    | +8  | t31 |  |  |  |  |  |  |
| Atlantic Coast Conference Championship      | 72-70-71=213    | -3  | t16 |  |  |  |  |  |  |
| NCAA Central Regional                       | 77-73-70=220    | +7  | t30 |  |  |  |  |  |  |
| NCAA Championship                           | 77-84-78-0=239  | +23 | *   |  |  |  |  |  |  |
| <i>*through 54 holes (Tech missed cut)</i>  |                 |     |     |  |  |  |  |  |  |
| <b>2006-07</b>                              |                 |     |     |  |  |  |  |  |  |
| Carpet Capital Collegiate                   | 71-72-72=215    | -1  | t27 |  |  |  |  |  |  |
| Olympia Fields/Fighting Illini Invitational | 78-71-72=221    | +5  | t20 |  |  |  |  |  |  |
| PING/Golfweek Preview Invitational          | 72-72-76=220    | +10 | t51 |  |  |  |  |  |  |
| Isleworth-UCF Collegiate Invitational       | 74-70-74=218    | +2  | t4  |  |  |  |  |  |  |
| UH Hilo Intercollegiate                     | 67-65-67=199    | -11 | t2  |  |  |  |  |  |  |
| Puerto Rico Classic                         | 68-70-71=209    | -7  | t1  |  |  |  |  |  |  |
| Southern Highlands Collegiate               | 70-71-78=219    | +3  | t10 |  |  |  |  |  |  |
| United States Collegiate Championship       | 74-74-74=222    | +6  | t10 |  |  |  |  |  |  |
| Atlantic Coast Conference Championship      | 69-72-72=213    | -3  | t5  |  |  |  |  |  |  |
| NCAA East Regional                          | 75-73-73=221    | +5  | t27 |  |  |  |  |  |  |
| NCAA Championship                           | 74-70-72-71=287 | +7  | t46 |  |  |  |  |  |  |

## ALL-TIME GREATS

## STEWART CINK • FLORENCE, ALA.

## Career Honors and Statistics

|                                  |                                    |
|----------------------------------|------------------------------------|
| GCAA All-American                | 1993 (2nd), 1994 (2nd), 1995 (1st) |
| Fred Haskins Player of the Year  | 1995                               |
| Jack Nicklaus Player of the Year | 1995                               |
| Dave Williams Award              | 1995                               |
| All-Atlantic Coast Conference    | 1993, 1994, 1995                   |
| ACC Player of the Year           | 1995                               |
| ACC Academic Honor Roll          | 1992, 1993                         |
| Georgia Tech Hall of Fame        | 2005                               |

| Season        | Rounds     | Strokes      | LoRnd     | Par/-     | Events    | T10       | W-L             | Pct         | Avg          |
|---------------|------------|--------------|-----------|-----------|-----------|-----------|-----------------|-------------|--------------|
| 1991-92       | 37         | 2765         | 67        | 8         | 12        | 2         | 648-426         | .603        | 74.73        |
| 1992-93       | 38         | 2761         | 66        | 19        | 13        | 6         | 910-173         | .840        | 72.66        |
| 1993-94       | 45         | 3252         | 65        | 22        | 15        | 10        | 944-261         | .783        | 72.27        |
| 1994-95       | 37         | 2630         | 65        | 22        | 13        | 10        | 868-45          | .951        | 71.08        |
| <b>Totals</b> | <b>157</b> | <b>11408</b> | <b>65</b> | <b>71</b> | <b>53</b> | <b>28</b> | <b>3370-905</b> | <b>.788</b> | <b>72.66</b> |

## Career Tournament Results

|                                      |             |      |       |  |  |  |  |  |  |
|--------------------------------------|-------------|------|-------|--|--|--|--|--|--|
| <b>1991-92</b>                       |             |      |       |  |  |  |  |  |  |
| Carpet Capital Collegiate            | 74-77-72    | —223 | t 23  |  |  |  |  |  |  |
| Preview Classic                      | 73-73-75    | —221 | t 43  |  |  |  |  |  |  |
| LSU National                         | 77-76-80    | —233 | t 32  |  |  |  |  |  |  |
| Golf World-Palmetto Dunes            | 78-74-77    | —229 | t 56  |  |  |  |  |  |  |
| Miami National Collegiate            | 72-70-77    | —219 | t 14  |  |  |  |  |  |  |
| Golf Digest Collegiate               | 76-82-73    | —231 | t 57  |  |  |  |  |  |  |
| Furman Intercollegiate               | 73-74-72    | —219 | t 7   |  |  |  |  |  |  |
| PING American Airlines Collegiate    | 78-71-76    | —225 | t 35  |  |  |  |  |  |  |
| Cavalier Classic                     | 75-74-74    | —223 | t 21  |  |  |  |  |  |  |
| ACC Championship                     | 75-68-67    | —210 | t 3   |  |  |  |  |  |  |
| NCAA East Regional                   | 78-81-81    | —240 | t 105 |  |  |  |  |  |  |
| NCAA Championship                    | 73-74-72-73 | —292 | t 42  |  |  |  |  |  |  |
| <b>1992-93</b>                       |             |      |       |  |  |  |  |  |  |
| Jerry Pate National                  | 78-73-69    | —220 | t 9   |  |  |  |  |  |  |
| Golf-World Palmetto Dunes            | 73-75-66    | —214 | t 12  |  |  |  |  |  |  |
| UNLV Rebel Classic                   | 68-71-69    | —208 | t 1   |  |  |  |  |  |  |
| American University Collegiate       | 71-77-69    | —217 | t 2   |  |  |  |  |  |  |
| PING Arizona Collegiate              | 68-71-75    | —214 | t 3   |  |  |  |  |  |  |
| Golf Digest Collegiate               | 82-71       | —153 | t 26  |  |  |  |  |  |  |
| Carpet Capital Collegiate            | 78-70       | —148 | t 22  |  |  |  |  |  |  |
| PING America Collegiate              | 74-78-75    | —227 | t 42  |  |  |  |  |  |  |
| ACC Championship                     | 75-72-72    | —219 | t 12  |  |  |  |  |  |  |
| Cavalier Classic                     | 68-73-81    | —221 | t 10  |  |  |  |  |  |  |
| The Maxwell                          | 69-70-73    | —212 | t 7   |  |  |  |  |  |  |
| NCAA East Regional                   | 71-74-73    | —218 | t 27  |  |  |  |  |  |  |
| NCAA Championship                    | 70-74-71-74 | —289 | t 13  |  |  |  |  |  |  |
| <b>1993-94</b>                       |             |      |       |  |  |  |  |  |  |
| Preview Classic                      | 75-72-72    | —221 | t 19  |  |  |  |  |  |  |
| Red River Classic                    | DQ-69-70    | —NA  | t 81  |  |  |  |  |  |  |
| John Hancock All-American Collegiate | 76-79-75    | —230 | t 2   |  |  |  |  |  |  |
| Jerry Pate National                  | 69-71-68    | —208 | t 51  |  |  |  |  |  |  |
| NCAA Puerto Rico Challenge           | 73-77-71    | —221 | t 9   |  |  |  |  |  |  |
| Golf Digest Collegiate               | 75-74-68    | —217 | t 3   |  |  |  |  |  |  |
| Morris Williams Intercollegiate      | 82-74-82    | —238 | t 57  |  |  |  |  |  |  |
| Carpet Capital Collegiate            | 69-73-73    | —215 | t 4   |  |  |  |  |  |  |
| PING Intercollegiate                 | 72-68-74    | —214 | t 2   |  |  |  |  |  |  |
| ACC Championship                     | 69-71-75    | —215 | t 4   |  |  |  |  |  |  |
| Cavalier Classic                     | 67-72-71    | —210 | t 2   |  |  |  |  |  |  |
| The Maxwell                          | 74-72-74    | —220 | t 31  |  |  |  |  |  |  |
| NCAA East Regional                   | 74-75-76    | —216 | t 3   |  |  |  |  |  |  |
| NCAA Championship                    | 75-67-65-73 | —280 | t 5   |  |  |  |  |  |  |
| <b>1994-95</b>                       |             |      |       |  |  |  |  |  |  |
| Preview Classic                      | 70-70       | —140 | t 1   |  |  |  |  |  |  |
| Topy Cup/U.S.-Japan Friendship       | 74-73-70    | —217 | t 8   |  |  |  |  |  |  |
| Jerry Pate National                  | 74-67-68    | —209 | t 3   |  |  |  |  |  |  |
| Golf World Palmetto Dunes            | 70-70-69    | —209 | t 2   |  |  |  |  |  |  |
| NCAA Puerto Rico Challenge           | 69-69-70    | —208 | t 1   |  |  |  |  |  |  |
| Golf Digest Collegiate               | 72-73-75    | —220 | t 11  |  |  |  |  |  |  |
| Morris Williams Intercollegiate      | 73-70-71    | —214 | t 2   |  |  |  |  |  |  |
| Carpet Capital Collegiate            | 74-65-73    | —212 | t 1   |  |  |  |  |  |  |
| PING Intercollegiate                 | 68-75-70    | —213 | t 4   |  |  |  |  |  |  |
| ACC Championship                     | 73-69-72    | —214 | t 8   |  |  |  |  |  |  |
| The Maxwell                          | 69-66-76    | —211 | t 1   |  |  |  |  |  |  |
| NCAA East Regional                   | 71-73-74    | —218 | t 15  |  |  |  |  |  |  |
| NCAA Championship                    | 73-72       | —145 | NA    |  |  |  |  |  |  |

## DAVID DUVAL • PONTE VEDRA BEACH, FLA.

## Career Honors and Statistics

|                                  |  |
|----------------------------------|--|
| GCAA All-American                | 1990 (1st), 1991 (1st), 1992 (1st), 1993 (1st) |
| Fred Haskins Player of the Year  | 1993   |
| Jack Nicklaus Player of the Year | 1993   |
| Dave Williams Award Recipient    | 1993   |
| All-Atlantic Coast Conference    | 1990, 1991, 1992, 1993                         |
| ACC Player of the Year           | 1992, 1993                                     |
| ACC Champion                     | 1991, 1993                                     |
| U.S. Walker Cup Team             | 1992   |
| U.S. World Amateur Team          | 1992   |
| Georgia Tech Hall of Fame        | 2003   |

| Season        | Rounds     | Strokes      | LoRnd     | Par/-      | Events    | T10       | W-L             | Pct         | Avg          |
|---------------|------------|--------------|-----------|------------|-----------|-----------|-----------------|-------------|--------------|
| 1989-90       | 40         | 2895         | 66        | 24         | 13        | 9         | 1059-171        | .861        | 72.38        |
| 1990-91       | 41         | 2960         | 65        | 24         | 14        | 9         | 1076-172        | .862        | 72.20        |
| 1991-92       | 40         | 2881         | 66        | 24         | 13        | 8         | 983-114         | .896        | 72.03        |
| 1992-93       | 41         | 2900         | 65        | 31         | 14        | 13        | 1067-39         | .965        | 70.73        |
| <b>Totals</b> | <b>162</b> | <b>11636</b> | <b>65</b> | <b>103</b> | <b>54</b> | <b>39</b> | <b>4185-496</b> | <b>.894</b> | <b>71.83</b> |

## Career Tournament Results

|                                      |             |      |       |  |  |  |  |  |  |
|--------------------------------------|-------------|------|-------|--|--|--|--|--|--|
| <b>1989-90</b>                       |             |      |       |  |  |  |  |  |  |
| U.S.-Japan Friendship                | 70-74-70    | —214 | t 2   |  |  |  |  |  |  |
| Carpet Capital Collegiate            | 69-74-76    | —219 | t 4   |  |  |  |  |  |  |
| Southern Intercollegiate             | 71-71-83    | —225 | t 47  |  |  |  |  |  |  |
| Golf World-Palmetto Dunes Collegiate | 80-76-76    | —232 | t 70  |  |  |  |  |  |  |
| PING Arizona Intercollegiate         | 73-71-72    | —216 | t 17  |  |  |  |  |  |  |
| Doral Park National                  | 72-76-71    | —219 | t 4   |  |  |  |  |  |  |
| Imperial Lakes Classic               | 66-75-70    | —211 | t 2   |  |  |  |  |  |  |
| Furman Intercollegiate               | 75-69-67    | —211 | t 2   |  |  |  |  |  |  |
| The American at MacGregor Downs      | 73-71-76    | —220 | t 12  |  |  |  |  |  |  |
| ACC Championships                    | 68-72-76    | —216 | t 2   |  |  |  |  |  |  |
| NCAA East Regional                   | 70-72-71    | —213 | t 9   |  |  |  |  |  |  |
| NCAA Championship                    | 74-68-76-70 | —288 | t 8   |  |  |  |  |  |  |
| <b>1990-91</b>                       |             |      |       |  |  |  |  |  |  |
| Carpet Capital Collegiate            | 76-78-72    | —226 | t 40  |  |  |  |  |  |  |
| Preview Classic                      | 80-73-73    | —226 | t 40  |  |  |  |  |  |  |
| Red River Classic                    | 69-72-70    | —211 | t 4   |  |  |  |  |  |  |
| Southern Intercollegiate             | 74-77-66    | —217 | t 3   |  |  |  |  |  |  |
| Golf World-Palmetto Dunes Collegiate | 69-70-74    | —213 | t 9   |  |  |  |  |  |  |
| PING Arizona Intercollegiate         | 77-71-76    | —224 | t 128 |  |  |  |  |  |  |
| Doral Park National                  | 67-74-77    | —218 | t 12  |  |  |  |  |  |  |
| Golf Digest Collegiate               | 71-81-72    | —224 | t 37  |  |  |  |  |  |  |
| Furman Intercollegiate               | 70-68       | —138 | t 1   |  |  |  |  |  |  |
| PING American Intercollegiate        | 75-69-71    | —215 | t 2   |  |  |  |  |  |  |
| Cavalier Classic                     | 72-72-69    | —213 | t 3   |  |  |  |  |  |  |
| ACC Championship                     | 67-70       | —137 | t 1   |  |  |  |  |  |  |
| NCAA East Regional                   | 73-65-74    | —212 | t 4   |  |  |  |  |  |  |
| NCAA Championship                    | 76-70-71-69 | —286 | t 2   |  |  |  |  |  |  |
| <b>1991-92</b>                       |             |      |       |  |  |  |  |  |  |
| Carpet Capital Collegiate            | 83-72-69    | —224 | t 27  |  |  |  |  |  |  |
| Preview Classic                      | 66-72-70    | —208 | t 2   |  |  |  |  |  |  |
| LSU National Collegiate              | 78-76-75    | —229 | t 22  |  |  |  |  |  |  |
| Golf World-Palmetto Dunes Collegiate | 70-68-72    | —210 | t 2   |  |  |  |  |  |  |
| Miami National Collegiate            | 74-73-72    | —219 | t 14  |  |  |  |  |  |  |
| Golf Digest Collegiate               | 72-71-76    | —219 | t 8   |  |  |  |  |  |  |
| Furman Intercollegiate               | 76-72-73    | —221 | t 13  |  |  |  |  |  |  |
| PING American Airlines Collegiate    | 70-72-74    | —216 | t 6   |  |  |  |  |  |  |
| Cavalier Classic                     | 68-75-70    | —213 | t 1*  |  |  |  |  |  |  |
| ACC Championship                     | 73-66-71    | —210 | t 3   |  |  |  |  |  |  |
| NCAA East Regional                   | 76-73-68    | —217 | t 5   |  |  |  |  |  |  |
| NCAA Championship                    | 68-74-72-75 | —289 | t 23  |  |  |  |  |  |  |
| <b>1992-93</b>                       |             |      |       |  |  |  |  |  |  |
| John Hancock All-American            | 72-67-67    | —206 | t 2   |  |  |  |  |  |  |
| Jerry Pate National Collegiate       | 80-69-74    | —223 | t 17  |  |  |  |  |  |  |
| Golf World-Palmetto Dunes            | 71-72-68    | —211 | t 6   |  |  |  |  |  |  |
| UNLV Rebel Classic                   | 71-70-67    | —208 | t 1   |  |  |  |  |  |  |
| American University Collegiate       | 76-71-73    | —220 | t 7   |  |  |  |  |  |  |
| Ping Arizona Collegiate              | 74-68-72    | —214 | t 3   |  |  |  |  |  |  |
| Golf Digest Collegiate               | 72-75       | —147 | t 3   |  |  |  |  |  |  |
| Carpet Capital Collegiate            | 70-72       | —142 | t 4   |  |  |  |  |  |  |
| PING American Collegiate             | 70-70-71    | —211 | t 2   |  |  |  |  |  |  |
| ACC Championship                     | 70-69-67    | —206 | t 1   |  |  |  |  |  |  |
| Cavalier Classic                     | 73-69-72    | —214 | t 1   |  |  |  |  |  |  |
| Perry Maxwell Collegiate             | 68-70-70    | —207 | t 1   |  |  |  |  |  |  |
| NCAA East Regional                   | 67-74-70    | —211 | t 3   |  |  |  |  |  |  |
| NCAA Championship                    | 73-71-65-70 | —279 | t 2   |  |  |  |  |  |  |

\* Won playoff



## ALL-TIME GREATS

## J.T. GRIFFIN • WILSON, N.C.

## Career Honors and Statistics

|                               |                                  |
|-------------------------------|----------------------------------|
| GCAA All-American             | 2007 (HM), 2008 (2nd), 2010 (HM) |
| All-Atlantic Coast Conference | 2008, 2010                       |
| ACC Champion                  | 2010                             |
| USA Palmer Cup team           | 2008                             |

| Season        | Rounds     | Strokes     | LoRnd     | Par/-     | Events    | T10       | W-L             | Pct         | Avg          |
|---------------|------------|-------------|-----------|-----------|-----------|-----------|-----------------|-------------|--------------|
| 2007-08       | 20         | 1507        | 71        | 4         | 7         | -         | 270-328         | .452        | 75.35        |
| 2008-09       | 33         | 2442        | 69        | 11        | 11        | 2         | 573-369         | .608        | 74.00        |
| 2009-10       | 34         | 2446        | 65        | 20        | 12        | 6         | 871-172         | .835        | 71.94        |
| 2010-11       | 35         | 2504        | 65        | 22        | 12        | 7         | 788-114         | .874        | 71.54        |
| <b>Totals</b> | <b>122</b> | <b>8899</b> | <b>65</b> | <b>57</b> | <b>42</b> | <b>15</b> | <b>2502-983</b> | <b>.718</b> | <b>72.94</b> |

## Career Tournament Results

## 2007-08

|                                       |              |     |      |
|---------------------------------------|--------------|-----|------|
| Brickyard Collegiate Championship     | 78-76-72=226 | +10 | t 49 |
| Isleworth CF Collegiate               | 73-74-75=222 | +6  | t 40 |
| Southern Highlands Collegiate         | 80-80-77=237 | +21 | .67  |
| United States Collegiate Championship | 77-72-74=223 | +7  | t 33 |
| Administrative ASU Invitational       | 74-72=146    | +2  | t 38 |
| Atlantic Coast Championship           | 77-76-71=224 | +8  | t 43 |
| NCAA Central Regional                 | 78-77-74=229 | +16 | t 65 |

## 2008-09

|  |              |     |      |
|--|--------------|-----|------|
| Carpet Capital Collegiate              | 79-77-72=228 | +12 | t 71 |
| Ping/Golfweek Preview Invitational     | 77-71-75=223 | +10 | t 38 |
| Brickyard Collegiate Championship      | 69-74-72=215 | +5  | t 3  |
| Isleworth-UCF Collegiate               | 76-73-78=227 | +11 | t 35 |
| UH-Hilo Intercollegiate                | 76-75-73=224 | +8  | t 39 |
| Puerto Rico Classic                    | 71-72-72=215 | -1  | t 21 |
| Southern Highlands Collegiate          | 78-76-81=235 | +19 | t 71 |
| United States Collegiate Championship  | 72-74-70=216 | E   | t 4  |
| Atlantic Coast Conference Championship | 72-74-74=220 | +4  | t 27 |
| NCAA Central Regional                  | 74-72-71=217 | +1  | t 11 |
| NCAA Championship                      | 76-74-72=222 | +9  | t 60 |

## 2009-10

|  |                                 |     |      |
|--|---------------------------------|-----|------|
| Carpet Capital Collegiate              | 79-69-70=218                    | +2  | t 20 |
| Mason Rudolph Intercollegiate          | 69-68=137                       | -5  | t 4  |
| Brickyard Collegiate Championship      | 2 69-70=139                     | -5  | t 2  |
| UNCG Bridgestone Collegiate            | 68-68-72=208                    | -8  | t 4  |
| Mauna Lani Invitational                | 74-71-72=217                    | +1  | t 10 |
| Puerto Rico Classic                    | 70-65-70=205                    | -11 | t 4  |
| Southern Highlands Collegiate Masters  | 76-83-75=234                    | +18 | t 37 |
| Linger Longer Invitational             | 76-76-73=225                    | +9  | t 30 |
| Wolfpack Intercollegiate               | 74-75-72=221                    | +8  | t 22 |
| Atlantic Coast Conference Championship | 68-74-76=218                    | +2  | t 23 |
| NCAA Southeast Regional                | 68-73-68=209                    | -1  | t 3  |
| NCAA Championship                      | 71-72-72=215                    | -1  | t 25 |
| NCAA Match Play                        | Henrik Norlander, Augusta State | L   | 1-up |

## 2010-11

|  |                             |    |      |
|--|-----------------------------|----|------|
| Carpet Capital Collegiate              | 72-72-70=214                | -2 | t 9  |
| Ping/Golfweek Preview                  | 75-70-77=222                | +6 | t 13 |
| Brickyard Collegiate                   | 75-69-69=213                | -3 | t 8  |
| United States Collegiate Championship  | 69-76-70=215                | -1 | t 7  |
| Western Refining College All-American  | 71-65-68=204                | -9 | t 2  |
| Amer Ari Invitational                  | 67-74-69=210                | -6 | t 14 |
| Puerto Rico Classic                    | 70-72-70=212                | -4 | t 8  |
| Southern Highlands Collegiate Masters  | 71-74-79=224                | +8 | t 25 |
| Yellow Jacket Classic                  | 69-72=141                   | -3 | 3    |
| Atlantic Coast Conference Championship | 73-70-66=209                | -7 | t 3  |
| NCAA East Regional                     | 74-74-73=221                | +5 | t 17 |
| NCAA Championship                      | 73-72-74=219                | +3 | t 17 |
| NCAA Match Play                        | Patrick Reed, Augusta State | L  | 1-up |

## CHESSON HADLEY • RALEIGH, N.C.

## Career Honors and Statistics

|                               |                                  |
|-------------------------------|----------------------------------|
| GCAA All-American             | 2007 (HM), 2008 (2nd), 2010 (HM) |
| Golfweek All-American         | 2008 (1st)                       |
| All-Atlantic Coast Conference | 2008, 2010                       |
| ACC Champion                  | 2010                             |
| USA Palmer Cup team           | 2008                             |

| Season        | Rounds     | Strokes     | LoRnd     | Par/-     | Events    | T10       | W-L             | Pct         | Avg          |
|---------------|------------|-------------|-----------|-----------|-----------|-----------|-----------------|-------------|--------------|
| 2006-07       | 22         | 1586        | 66        | 12        | 7         | 3         | 460-148         | .757        | 72.09        |
| 2007-08       | 32         | 2275        | 65        | 21        | 11        | 5         | 768-119         | .866        | 71.09        |
| 2008-09       | 27         | 2002        | 66        | 7         | 9         | 1         | 410-317         | .564        | 74.15        |
| 2009-10       | 25         | 1809        | 66        | 14        | 9         | 2         | 599-192         | .757        | 72.36        |
| <b>Totals</b> | <b>106</b> | <b>7672</b> | <b>65</b> | <b>54</b> | <b>36</b> | <b>11</b> | <b>2237-776</b> | <b>.742</b> | <b>72.38</b> |

## Career Tournament Results

## 2006-07

|  |                 |     |      |
|--|-----------------|-----|------|
| UH Hilo Intercollegiate                | 71-66-68=205    | -5  | t 18 |
| Puerto Rico Classic                    | 73-72-75=220    | +4  | t 36 |
| Southern Highlands Collegiate          | 72-83-74=229    | +13 | t 45 |
| United States Collegiate Championship  | 74-79-75=228    | +12 | t 36 |
| Atlantic Coast Conference Championship | 72-72-71=215    | -1  | t 9  |
| NCAA East Regional                     | 68-75-71=214    | -2  | t 7  |
| NCAA Championship                      | 72-67-66-70=275 | -5  | t 4  |

## 2007-08

|                                       |              |    |      |
|---------------------------------------|--------------|----|------|
| Carpet Capital Collegiate             | 65-69-74=208 | -8 | t 1  |
| Brickyard Collegiate Championships    | 70-70-68=208 | -8 | t 6  |
| Isleworth CF Collegiate               | 72-69-71=212 | -4 | t 5  |
| Western Refining All-American Classic | 70-66-77=213 | E  | t 16 |
| UH Hilo Invitational                  | 68-66-69=203 | -7 | t 9  |
| Puerto Rico Classic                   | 66-72-74=212 | -4 | t 6  |
| Southern Highlands Collegiate         | 73-71-74=218 | +2 | t 12 |
| United States Collegiate Championship | 75-73-74=222 | +6 | t 28 |
| Administrative ASU Invitational       | 72-71=143    | -1 | t 15 |
| Atlantic Coast Championship           | 72-71-71=214 | -2 | t 20 |
| NCAA Central Regional                 | 72-75-75=222 | +9 | t 12 |

## 2008-09

|  |              |     |      |
|--|--------------|-----|------|
| PING/Golfweek Preview Invitational     | 74-69-74=217 | +4  | t 17 |
| Brickyard Collegiate Championship      | 75-80-77=232 | +22 | t 69 |
| Isleworth-UCF Collegiate               | 77-73-88=238 | +22 | t 77 |
| Western Refining College All-American  | 73-74-69=216 | +3  | t 16 |
| UH-Hilo Intercollegiate                | 78-75-75=228 | +12 | t 56 |
| United States Collegiate Championship  | 73-75-72=220 | +4  | t 11 |
| Atlantic Coast Conference Championship | 71-70-66=207 | -9  | t 3  |
| NCAA Central Regional                  | 75-72-77=224 | +8  | t 30 |
| NCAA Championship                      | 72-72-76=220 | +7  | t 47 |

## 2009-10

|  |                             |     |      |
|--|-----------------------------|-----|------|
| Mason Rudolph Intercollegiate          | 70-72=142                   | E   | t 21 |
| Brickyard Collegiate Championship      | 77-71=148                   | +4  | t 44 |
| UNCG Bridgestone Collegiate            | 71-72-69=212                | -4  | t 12 |
| Southern Highlands Collegiate Masters  | 74-79-78=231                | +15 | t 29 |
| Linger Longer Invitational             | 75-75-69=219                | +3  | t 13 |
| Wolfpack Intercollegiate               | 76-76-76=228                | +15 | t 59 |
| Atlantic Coast Conference Championship | 69-66-71=206                | -10 | t 1  |
| NCAA Southeast Regional                | 73-69-68=210                | E   | t 8  |
| NCAA Championship                      | 72-72-69=213                | -3  | t 14 |
| NCAA Match Play                        | Patrick Reed, Augusta State | L   | 2-up |

# ALL-TIME GREATS

## PAUL HALEY • DALLAS, TEXAS

### Career Honors and Statistics

|                               |           |
|-------------------------------|-----------|
| GCAA All-American             | 2010 (HM) |
| All-Atlantic Coast Conference | 2011      |
| ACC Champion                  | 2011      |

| Season        | Rounds    | Strokes     | LoRnd     | Par/-     | Events    | T10      | W-L             | Pct         | Avg          |
|---------------|-----------|-------------|-----------|-----------|-----------|----------|-----------------|-------------|--------------|
| 2007-08       | 20        | 1502        | 69        | 6         | 7         | 1        | 328-320         | .506        | 75.10        |
| 2009-10       | 31        | 2285        | 68        | 10        | 11        | 2        | 590-370         | .615        | 73.71        |
| 2010-11       | 35        | 2554        | 68        | 16        | 12        | 5        | 601-301         | .666        | 72.97        |
| <b>Totals</b> | <b>86</b> | <b>6341</b> | <b>68</b> | <b>32</b> | <b>30</b> | <b>8</b> | <b>1519-991</b> | <b>.605</b> | <b>73.73</b> |

### Career Tournament Results

#### 2007-08

|                                       |              |     |      |
|---------------------------------------|--------------|-----|------|
| Carpet Capital Collegiate             | 77-73-70=220 | +4  | t 23 |
| Brickyard Collegiate Championships    | 72-71-79=222 | +6  | t 39 |
| Isleworth CF Collegiate               | 75-74-78=227 | +11 | t 66 |
| UH Hilo Invitational                  | 72-69-74=215 | +5  | t 53 |
| Puerto Rico Classic                   | 80-72-89=241 | +25 | t 78 |
| United States Collegiate Championship | 73-83-76=232 | +16 | t 61 |
| Yale Men's Spring Open                | 69-76=145    | +5  | t 7  |

#### 2009-10

|  |                              |     |      |
|--|------------------------------|-----|------|
| Carpet Capital Collegiate              | 72-73-71=216                 | E   | t 14 |
| Mason Rudolph Intercollegiate          | 73-72=145                    | +3  | t 40 |
| Brickyard Collegiate Championships     | 77-76=153                    | +9  | t 64 |
| Mauna Lani Invitational                | 79-78-77=234                 | +18 | t 85 |
| Puerto Rico Classic                    | 70-74-76=220                 | +4  | t 47 |
| Southern Highlands Collegiate Masters  | 75-81-80=236                 | +20 | t 43 |
| Linger Longer Invitational             | 77-73-71=221                 | +5  | t 19 |
| Wolfpack Intercollegiate               | 72-73-74=219                 | +6  | t 15 |
| Atlantic Coast Conference Championship | 71-69-70=210                 | -6  | t 4  |
| NCAA Southeast Regional                | 75-76-68=219                 | +9  | t 41 |
| NCAA Championship                      | 70-69-73=212                 | -4  | t 9  |
| NCAA Match Play                        | Carter Newman, Augusta State | L   | 1-up |

#### 2010-11

|  |                              |     |      |
|--|------------------------------|-----|------|
| Carpet Capital Collegiate              | 70-68-75=213                 | -3  | t 7  |
| PING/Golfweek Preview                  | 75-73-73=221                 | +5  | t 10 |
| Brickyard Collegiate                   | 78-77-76=231                 | +15 | t 68 |
| United States Collegiate Championship  | 71-69-75=215                 | -1  | t 7  |
| Western Refining College All-American  | 72-73-70=215                 | +2  | t 23 |
| Amer Ari Invitational                  | 72-70-75=217                 | +1  | t 51 |
| Puerto Rico Classic                    | 71-74-72=217                 | +1  | t 23 |
| Southern Highlands Collegiate Masters  | 77-75-80=232                 | +16 | t 60 |
| Yellow Jacket Classic                  | 71-68=139                    | -5  | t 1  |
| Atlantic Coast Conference Championship | 68-68-70=206                 | -10 | t 1  |
| NCAA East Regional                     | 76-76-76=228                 | +12 | t 42 |
| NCAA Championship                      | 71-72-77=220                 | +4  | t 20 |
| NCAA Match Play                        | Carter Newman, Augusta State | L   | 2-up |

## BUNKY HENRY • POMPANO BEACH, FLA.

### Career Honors and Statistics

|                             |                                    |
|-----------------------------|------------------------------------|
| GCAA All-American           | 1967 (1st)                         |
| NCAA Championship runner-up | 1967                               |
| Georgia Tech Hall of Fame   | 1984                               |
| Georgia Golf Hall of Fame   | 2008                               |
| Southern Amateur champion   | 1962                               |
| Georgia Amateur champion    | 1964                               |
| Canadian Amateur champion   | 1965                               |
| PGA Tour career             | 1968-81                            |
| U.S. Open                   | 1966, 1967, 1969 (9th), 1970, 1972 |
| Masters Tournament          | 1969, 1970                         |
| PGA Championship            | 1969 (T11)                         |
| PGA Champions Tour career   | 1994-2001                          |

| Year    | Rounds                | Strokes | Low | High | Avg   | Record* |
|---------|-----------------------|---------|-----|------|-------|---------|
| 1964-65 | 14                    | 1019    | 69  | 82   | 72.79 | 8-4-0   |
| 1965-66 | records not available |         |     |      |       |         |
| 1966-67 | 23                    | 1674    | 70  | 82   | 72.78 | 10-3-2  |

\*dual-match record



## ALL-TIME GREATS

## JIMMY JOHNSTON • KNOXVILLE, TENN.

## Career Honors and Statistics

|                               |            |
|-------------------------------|------------|
| GCAA All-American             | 1992 (2nd) |
| All-Atlantic Coast Conference | 1992       |
| NCAA East Regional Champion   | 1992       |

| Season        | Rounds    | Strokes     | LoRnd     | Par/-     | Events    | T10       | W-L             | Pct         | Avg          |
|---------------|-----------|-------------|-----------|-----------|-----------|-----------|-----------------|-------------|--------------|
| 1990-91       | 38        | 2813        | 69        | 12        | 13        | 5         | 819-349         | .701        | 74.03        |
| 1991-92       | 37        | 2679        | 67        | 20        | 12        | 6         | 941-133         | .876        | 72.41        |
| <b>Totals</b> | <b>75</b> | <b>5492</b> | <b>67</b> | <b>32</b> | <b>25</b> | <b>11</b> | <b>1760-482</b> | <b>.785</b> | <b>73.23</b> |

## Career Tournament Results

|                                |                      |      |
|--------------------------------|----------------------|------|
| <b>1990-91</b>                 |                      |      |
| Carpet Capital Collegiate..... | 74-75-78—227.....    | t 44 |
| Preview Classic.....           | 76-71-70—217.....    | t 5  |
| Red River Classic.....         | 79-82-75—236.....    | t 70 |
| Southern Intercollegiate.....  | 72-74-72—218.....    | t 6  |
| Palmetto Dunes Collegiate..... | 71-72-69—212.....    | t 7  |
| PING Arizona Collegiate.....   | 71-73-80—224.....    | t 28 |
| Doral Park National.....       | 79-74-73—226.....    | t 48 |
| Furman Intercollegiate.....    | 78-76—154.....       | t 61 |
| PING American.....             | 77-74-74—225.....    | t 21 |
| Cavalier Classic.....          | 74-70-72—216.....    | t 8  |
| ACC Championship.....          | 73-69—142.....       | t 6  |
| NCAA East Regional.....        | 72-73-71—216.....    | t 13 |
| NCAA Championship.....         | 73-75-81-71—300..... | t 45 |
| <b>1991-92</b>                 |                      |      |
| Carpet Capital Collegiate..... | 71-75-72—218.....    | t 5  |
| Preview Classic.....           | 73-69-72—214.....    | t 11 |
| LSU National Invitational..... | 81-78-73—232.....    | t 28 |
| Palmetto Dunes Collegiate..... | 72-73-74—219.....    | t 13 |
| National Collegiate.....       | 73-68-70—211.....    | t 2  |
| Furman Intercollegiate.....    | 76-79-71—226.....    | t 35 |
| Golf Digest Collegiate.....    | 74-75-72—221.....    | t 13 |
| PING American.....             | 69-74-73—216.....    | t 6  |
| Cavalier Classic.....          | 74-71-69—214.....    | t 3  |
| ACC Championship.....          | 67-72-70—209.....    | t 2  |
| NCAA East Regional.....        | 72-67-70—209.....    | t 1  |
| NCAA Championship.....         | 73-76-70-71—290..... | t 26 |

## MATT KUCHAR • LAKE MARY, FLA.

## Career Honors and Statistics

|                                 |                                    |
|---------------------------------|------------------------------------|
| U.S. Amateur Champion           | 1997                               |
| First-team All-American         | 1997 (3rd), 1998 (1st), 2000 (1st) |
| Fred Haskins Player of the Year | 1998                               |
| Dave Williams Award             | 2000                               |
| All-Atlantic Coast Conference   | 1997, 1998, 1999, 2000             |
| ACC Player of the Year          | 1998                               |
| ACC Rookie of the Year          | 1997                               |
| NCAA East Regional Champion     | 1998                               |
| Walker Cup                      | 1999                               |
| Palmer Cup                      | 1998, 1999                         |
| World Amateur Team              | 1998                               |
| ACC Academic Honor Roll         | 1997, 2000                         |
| Georgia Tech Hall of Fame       | 2010                               |

| Season        | Rounds     | Strokes     | LoRnd     | Par/-     | Events    | T10       | W-L             | Pct         | Avg          |
|---------------|------------|-------------|-----------|-----------|-----------|-----------|-----------------|-------------|--------------|
| 1996-97       | 40         | 2900        | 67        | 22        | 14        | 6         | 917-168         | .845        | 72.50        |
| 1997-98       | 35         | 2478        | 64        | 24        | 12        | 9         | 1028-114        | .900        | 70.80        |
| 1998-99       | 29         | 2137        | 69        | 10        | 10        | 2         | 605-315         | .658        | 73.69        |
| 1999-00       | 34         | 2402        | 67        | 25        | 11        | 8         | 862-76          | .919        | 70.65        |
| <b>Totals</b> | <b>138</b> | <b>9917</b> | <b>64</b> | <b>81</b> | <b>47</b> | <b>25</b> | <b>3412-673</b> | <b>.835</b> | <b>71.86</b> |

## Career Tournament Results

|  |                      |       |
|--|----------------------|-------|
| <b>1996-97</b>                                 |                      |       |
| William H. Tucker Invitational.....            | 72-74-69—215.....    | t 20  |
| Keswick Club Cavalier Classic.....             | 75-75-73—223.....    | t 40  |
| Tennessee Tournament of Champions.....         | 70-67-69—206.....    | 1     |
| Taylor Made Red River Classic.....             | 72-68-72—212.....    | t 19  |
| Duke Golf Classic.....                         | 75-74-76—225.....    | t 18  |
| Country Club of Louisiana Intercollegiate..... | 71-72-77—220.....    | t 19  |
| PING Arizona Intercollegiate.....              | 72-72-72—216.....    | t 9   |
| Puerto Rico Golf Classic.....                  | 76-74-69—219.....    | t 15  |
| Furman Intercollegiate.....                    | 69-70-70—209.....    | 1     |
| Carpet Capital Collegiate.....                 | 72-75-72—219.....    | t 10  |
| ACC Championships.....                         | 76-70-70—216.....    | 2     |
| Liberty University Golf Classic.....           | 76-75—151.....       | t 21  |
| NCAA East Regional.....                        | 68-74-74—216.....    | t 6   |
| NCAA Championship.....                         | 77-76—153.....       | mc    |
| <b>1997-98</b>                                 |                      |       |
| William H. Tucker Invitational.....            | 69-71—140.....       | t 5   |
| Tennessee Tournament of Champions.....         | 69-74-75—218.....    | t 21  |
| Duke Golf Classic.....                         | 80-73—153.....       | t 38  |
| Country Club of Louisiana Intercollegiate..... | 72-74-72—218.....    | t 8   |
| Nelson Stanford Invitational.....              | 71-70-70—211.....    | t 2   |
| PING Arizona Intercollegiate.....              | 74-66-72—212.....    | t 5   |
| Waikoloa Intercollegiate.....                  | 74-75-70—219.....    | t 31  |
| Puerto Rico Golf Classic.....                  | 68-70-70—208.....    | 1     |
| Carpet Capital Collegiate.....                 | 68-73-73—214.....    | t 4   |
| ACC Championships.....                         | 70-71-66—207.....    | 3     |
| NCAA East Regional.....                        | 64-69-69—202.....    | 1     |
| NCAA Championship.....                         | 69-67-70-70—276..... | t 7   |
| <b>1998-99</b>                                 |                      |       |
| Ridges Invitational.....                       | 71-75-69—215.....    | t 14  |
| PING/Golfweek Preview Invitational.....        | 78-73-75—226.....    | t 26  |
| Golfworld Palmetto Dunes Invitational.....     | 75-75-76—226.....    | t 54  |
| Waikoloa Intercollegiate.....                  | 71-74-76—221.....    | t 1   |
| Puerto Rico Challenge.....                     | 69-71-74—214.....    | t 20  |
| Golf Digest Intercollegiate.....               | 75-76-75—226.....    | t 47  |
| Carpet Capital Collegiate.....                 | 72-70-79—221.....    | t 29  |
| ACC Championship.....                          | 75-74-71—220.....    | t 12  |
| NCAA East Regional.....                        | 70-69-70—209.....    | 2     |
| NCAA Championship.....                         | 83-76—159.....       | t 120 |
| <b>1999-2000</b>                               |                      |       |
| PING/Golfweek Preview Invitational.....        | 72-73-71—216.....    | t 14  |
| Carpet Capital Collegiate.....                 | 69-72-72—213.....    | t 8   |
| Golfworld Palmetto Dune Invitational.....      | 69-69-69—207.....    | t 7   |
| Savane College All-America Classic.....        | 69-67-72—214.....    | 1     |
| Waikoloa Intercollegiate.....                  | 68-69-71—208.....    | t 1   |
| San Juan Shootout.....                         | 73-68-71—212.....    | t 4   |
| Las Vegas Intercollegiate.....                 | 70-74-67—211.....    | t 7   |
| U.S. Collegiate Championship.....              | 73-71-67—211.....    | t 7   |
| ACC Championship.....                          | 71-73-69—213.....    | t 4   |
| NCAA East Regional.....                        | 74-73-73—220.....    | t 14  |
| NCAA Championship.....                         | 67-70-72-74—283..... | t 20  |

## ALL-TIME GREATS

## KEVIN LARSEN • SANTA BARBARA, CALIF.

## Career Honors and Statistics

|                               |            |
|-------------------------------|------------|
| GCAA All-American             | 2006 (3rd) |
| GCAA All-America Scholar      | 2006, 2007 |
| All-Atlantic Coast Conference | 2006       |
| Academic All-ACC              | 2006, 2007 |

| Season        | Rounds     | Strokes     | LoRnd     | Par/-     | Events    | T10      | W-L              | Pct         | Avg          |
|---------------|------------|-------------|-----------|-----------|-----------|----------|------------------|-------------|--------------|
| 2003-04       | 36         | 2671        | 67        | 12        | 12        | 1        | 533-510          | .511        | 74.19        |
| 2004-05       | 28         | 2094        | 69        | 6         | 9         | 1        | 436-428          | .505        | 74.79        |
| 2005-06       | 36         | 2605        | 66        | 18        | 12        | 5        | 727-206          | .779        | 72.36        |
| 2006-07       | 34         | 2500        | 67        | 13        | 11        | -        | 405-452          | .473        | 73.53        |
| <b>Totals</b> | <b>134</b> | <b>9870</b> | <b>66</b> | <b>49</b> | <b>44</b> | <b>7</b> | <b>2101-1596</b> | <b>.568</b> | <b>73.66</b> |

## Career Tournament Results

## 2003-04

|  |                 |     |      |
|--|-----------------|-----|------|
| PING/Golfweek Preview Invitational       | 77-71=148       | +8  | t 38 |
| Carpet Capital Collegiate                | 73-70-72=215    | -1  | t 12 |
| Jerry Pate National Intercollegiate      | 68-73-67=208    | -5  | t 17 |
| Gary Koch/Cleveland Golf Intercollegiate | 67-70-76=213    | -3  | t 9  |
| TaylorMade/Waikoloa Intercollegiate      | 70-73-69=212    | -4  | t 14 |
| Puerto Rico Classic                      | 71-74-74=219    | +3  | t 24 |
| Southern Highlands Collegiate            | 74-79-80=233    | +17 | 70   |
| Western Intercollegiate                  | 77-78-78=233    | +23 | t 74 |
| Atlanta Intercollegiate                  | 76-76-71=223    | +7  | 40   |
| Atlantic Coast Conference Championship   | 75-78-72=225    | +9  | 37   |
| NCAA East Regional                       | 80-80-74=234    | +24 | t111 |
| NCAA Championship                        | 82-69-78-79=308 | +28 | t 76 |

## 2004-05

|  |                 |     |      |
|--|-----------------|-----|------|
| Carpet Capital Collegiate                  | 76-74-70=220    | +4  | t 6  |
| TaylorMade/Waikoloa Intercollegiate        | 69-71-72=212    | -4  | t 54 |
| Puerto Rico Classic                        | 71-75-77=223    | +7  | t 43 |
| Southern Highlands Collegiate Championship | 79-71-74=224    | +8  | t 35 |
| Oregon Duck Invitational                   | 74-77-75=226    | +10 | t 55 |
| Hooties at Bulls Bay Intercollegiate       | 82-81-76=239    | +23 | t 71 |
| Atlantic Coast Conference Championship     | 78-73-75=226    | +10 | t 24 |
| NCAA East Regional                         | 72-75-75=222    | +9  | t 82 |
| NCAA Championship                          | 77-74-74-77=302 | +22 | t 67 |

## 2005-06

|  |                |     |      |
|--|----------------|-----|------|
| PING/Golfweek Preview Invitational     | 71-71-71=213   | -3  | t 9  |
| Jerry Pate National Intercollegiate    | 67-72-69=208   | -5  | t 7  |
| Isleworth-UCF Collegiate Invitational  | 71-73-74=218   | +2  | t 3  |
| Carpet Capital Collegiate              | 73-66-72=211   | -5  | 5    |
| UH Hilo Intercollegiate                | 67-70-68=205   | -8  | 4    |
| Puerto Rico Classic                    | 73-76-76=225   | +9  | t 59 |
| Southern Highlands Collegiate          | 72-78-81=231   | +15 | t 36 |
| Morris Williams Intercollegiate        | 73-74-74=221   | +5  | t 36 |
| The United States Intercollegiate      | 78-72-74=224   | +8  | t 31 |
| Atlantic Coast Conference Championship | 73-67-72=212   | -4  | t 12 |
| NCAA Central Regional                  | 69-78-70=217   | +4  | t 15 |
| NCAA Championship                      | 76-71-73-0=220 | +4  | *    |

\*through 54 holes (Tech missed cut)

## 2006-07

|   |                 |     |      |
|---|-----------------|-----|------|
| Carpet Capital Collegiate                   | 69-72-78=219    | +3  | t 44 |
| Olympia Fields/Fighting Illini Invitational | 71-75-75=221    | +5  | t 20 |
| PING/Golfweek Preview Invitational          | 75-76-67=218    | +8  | t 44 |
| Western Refining College All-America        | 72-69-71=212    | -1  | t 17 |
| UH Hilo Intercollegiate                     | 71-69-73=213    | +3  | t 59 |
| Puerto Rico Classic                         | 75-75-71=221    | +5  | t 39 |
| Southern Highlands Collegiate               | 71-84-78=233    | +17 | t 63 |
| United States Collegiate Championship       | 72-77-77=226    | +10 | t 24 |
| Atlantic Coast Conference Championship      | 74-72-72=218    | +2  | t 19 |
| NCAA East Regional                          | 74-76-76=226    | +10 | t 66 |
| NCAA Championship                           | 75-70-74-74=293 | +13 | t 68 |

+played as an individual

## TROY MATTESON • AUSTIN, TEXAS

## Career Honors and Statistics

|                               |                                    |
|-------------------------------|------------------------------------|
| NCAA Champion                 | 2002                               |
| GCAA All-American             | 2001 (3rd), 2002 (1st), 2003 (1st) |
| All-Atlantic Coast Conference | 2001, 2002, 2003                   |
| Arnold Palmer Award           | 2002                               |
| Byron Nelson Award            | 2003                               |
| GCAA All-America Scholar      | 2002, 2003                         |
| ACC Academic Honor Roll       | 1999, 2000, 2001                   |
| Georgia Tech Hall of Fame     | 2013                               |

| Season        | Rounds     | Strokes     | LoRnd     | Par/-     | Events    | T10       | W-L             | Pct         | Avg          |
|---------------|------------|-------------|-----------|-----------|-----------|-----------|-----------------|-------------|--------------|
| 1999-00       | 33         | 2399        | 64        | 14        | 11        | 1         | 713-291         | .710        | 72.70        |
| 2000-01       | 33         | 2391        | 64        | 15        | 11        | 2         | 739-236         | .758        | 72.45        |
| 2001-02       | 37         | 2642        | 65        | 21        | 12        | 7         | 852-168         | .835        | 71.41        |
| 2002-03       | 36         | 2564        | 64        | 21        | 12        | 6         | 983-138         | .877        | 71.22        |
| <b>Totals</b> | <b>139</b> | <b>9996</b> | <b>64</b> | <b>71</b> | <b>46</b> | <b>16</b> | <b>3287-833</b> | <b>.798</b> | <b>71.91</b> |

## Career Tournament Results

## 1999-2000

|  |                 |      |
|--|-----------------|------|
| PING/Golfweek Preview Invitational     | 72-75-73=220    | t 26 |
| Carpet Capital Collegiate              | 70-76-70=216    | t 17 |
| Iron Duke Golf Classic                 | 74-75=149       | t 15 |
| Golf World Palmetto Dunes Invitational | 76-68-75=219    | t 55 |
| Waikoloa Intercollegiate               | 74-71-77=222    | t 39 |
| San Juan Shoot Out                     | 75-71-74=220    | t 29 |
| Las Vegas Intercollegiate              | 67-72-74=213    | t 17 |
| U.S. Collegiate Championship           | 75-64-70=209    | t 5  |
| ACC Championship                       | 72-73-73=218    | t 13 |
| NCAA East Regional                     | 81-75-72=228    | t 56 |
| NCAA Championship                      | 73-71-72-69=285 | t 30 |

## 2000-01

|                                      |                 |      |
|--------------------------------------|-----------------|------|
| Carpet Capital Collegiate            | 73-70-79=222    | t 23 |
| Jerry Pate Intercollegiate           | 76-64-72=212    | t 15 |
| Golf World Invitational              | 70-68-75=213    | t 28 |
| Taylor Made/Waikoloa Intercollegiate | 75-78-72=225    | t 13 |
| Puerto Rico Classic                  | 75-71-73=219    | t 15 |
| Las Vegas Intercollegiate            | 72-72-66=210    | 2    |
| Morris Williams Intercollegiate      | 75-75=150       | t 37 |
| Ford U.S. Collegiate Championship    | 74-72-73=219    | t 20 |
| ACC Championship                     | 70-74-71=215    | t 10 |
| NCAA East Regional                   | 73-69-73=215    | t 49 |
| NCAA Championship                    | 74-76-69-70=289 | t 27 |

## 2001-02

|  |                 |     |      |
|--|-----------------|-----|------|
| PING/Golfweek Preview Invitational     | 75-72-72=219    | +6  | t 19 |
| Carpet Capital Collegiate              | 68-69-76=213    | -3  | t 3  |
| Jerry Pate National Intercollegiate    | 70-69-74=213    | E   | 7    |
| Long Cove Invitational                 | 76-68-67=211    | -2  | t 2  |
| Savane College All-American Classic    | 70-75-70=215    | +2  | t 17 |
| TaylorMade/Waikoloa Intercollegiate    | 67-70-73=210    | -6  | 1    |
| Puerto Rico Classic                    | 69-65-71=205    | -11 | 1    |
| Callaway Golf Las Vegas Collegiate     | 70-69-69=208    | -8  | t 1  |
| PING/US Collegiate Championships       | 74-75-78=227    | +11 | t 45 |
| Atlantic Coast Conference Championship | 69-77-72=218    | +2  | t 23 |
| NCAA East Regional                     | 73-76-78=227    | +11 | t 60 |
| NCAA Championships                     | 73-66-70-67=276 | -8  | 1    |

## 2002-03

|  |                 |     |      |
|--|-----------------|-----|------|
| Carpet Capital Collegiate              | 72-64-69=205    | -11 | t 1  |
| PING/Golfweek Preview                  | 73-76-72=221    | +5  | t 10 |
| Jerry Pate National Intercollegiate    | 71-69=140       | -2  | t 12 |
| Nelson Invitational                    | 71-72-73=216    | +3  | t 23 |
| TaylorMade/Waikoloa Intercollegiate    | 73-69-69=211    | -3  | t 11 |
| Puerto Rico Classic                    | 73-71-70=214    | -2  | t 3  |
| Toyota Collegiate Championship         | 71-73-72=216    | E   | t 22 |
| Morris Williams Intercollegiate        | 73-74-68=215    | -1  | t 17 |
| Cleveland Golf/Augusta State Invit.    | 71-68-68=207    | -9  | t 8  |
| Atlantic Coast Conference Championship | 74-67-73=214    | -2  | t 3  |
| NCAA East Regional                     | 68-67-66=201    | -15 | 1    |
| NCAA Championship                      | 78-74-77-75=304 | +16 | t 39 |



## ALL-TIME GREATS

## BILL McDONALD • DALTON, GA.

## Career Honors and Statistics

|                               |                      |
|-------------------------------|----------------------|
| GCAA All-American             | 1985 (HM), 1988 (HM) |
| All-Atlantic Coast Conference | 1985                 |
| Georgia Tech Hall of Fame     | 1995                 |

| Season        | Rounds     | Strokes     | LoRnd     | Par/-     | Events    | T10       | W-L             | Pct         | Avg          |
|---------------|------------|-------------|-----------|-----------|-----------|-----------|-----------------|-------------|--------------|
| 1984-85       | 37         | 2707        | 67        | 13        | 12        | 6         | 865-122         | .876        | 73.16        |
| 1985-86       | 32         | 2392        | 68        | 9         | 11        | 3         | 702-396         | .639        | 74.75        |
| 1986-87       | 17         | 1251        | 68        | 6         | 6         | 2         | 497-140         | .780        | 73.59        |
| 1987-88       | 36         | 2650        | 68        | 16        | 12        | 2         | 813-127         | .865        | 73.61        |
| <b>Totals</b> | <b>122</b> | <b>9000</b> | <b>67</b> | <b>44</b> | <b>41</b> | <b>13</b> | <b>2877-785</b> | <b>.786</b> | <b>73.77</b> |

## Career Tournament Results

## 1984-85

|  |                 |     |       |
|--|-----------------|-----|-------|
| McGregor Invitational                  | 76-75-76=227    | +11 | n/a   |
| John Ryan Memorial                     | 67-69-72=208    | -5  | 1st   |
| Dixie Intercollegiate                  | 77-72-70=219    | +3  | t10th |
| Gator Bowl Invitational                | 74-72-75=221    | +7  | 1st   |
| Tampa Winter Collegiate Invitational   | 80-71-74=225    | +9  | 16th  |
| Florida Southern/ImperialLakes Classic | 73-73-78=224    | +8  | n/a   |
| Iron Duke Classic                      | 73-68-71=212    | -1  | 1st   |
| Furman Intercollegiate                 | 71-80-76=227    | +11 | n/a   |
| Atlantic Coast Conference Championship | 68-69-73=210    | -6  | 3rd   |
| Chris Schenkel Intercollegiate         | 76-69-73=218    | +2  | t36th |
| Southern Intercollegiate Championship  | 76-68-71=215    | -1  | 19th  |
| NCAA Championship                      | 74-76-76-75=301 | +13 | t54th |

## 1985-86

|  |                 |     |        |
|--|-----------------|-----|--------|
| Honda Fall Collegiate                  | 72-78-74=224    | +8  | n/a    |
| Grandfather Mountain Invitational      | 83-78-81=242    | +26 | t70th  |
| John Ryan Memorial                     | 80-75=155       | +13 | t90th  |
| Miami/Doral Park National Collegiate   | 74-74-80=228    | +12 | t22nd  |
| ImperialLakes Classic                  | 72-74-74=220    | +4  | t24th  |
| Iron Duke Classic                      | 69-68-71=208    | -5  | 1st    |
| Furman Intercollegiate                 | 77-68-77=222    | +6  | t29th  |
| Atlantic Coast Conference Championship | 73-72-71=216    | -1  | t6th   |
| Chris Schenkel Intercollegiate         | 75-73-73=221    | +5  | t52nd  |
| NCAA Championship                      | 80-79-75-76=310 | +22 | t109th |

## 1986-87

|  |                 |     |       |
|--|-----------------|-----|-------|
| John Ryan Memorial                     | 72-78=150       | +8  | t21st |
| Furman Intercollegiate                 | 72-76=148       | +4  | t8th  |
| Atlantic Coast Conference Championship | 72-70-74=216    | -1  | t6th  |
| Chris Schenkel Intercollegiate         | 73-71-71=215    | -1  | t12th |
| Oak Tree Intercollegiate               | 75-68-76=219    | +9  | t40th |
| NCAA Championship                      | 75-76-75-77=303 | +15 | t59th |

## 1987-88

|  |                 |     |       |
|--|-----------------|-----|-------|
| Guilford Invitational                  | 75-73=148       | +4  | t10th |
| Southwestern Intercollegiate           | 76-76-77=229    | +13 | n/a   |
| Southern Intercollegiate Fall Classic  | 78-70-72=220    | +4  | t14th |
| Golf World/Palmetto Dunes Collegiate   | 71-77-72=220    | +4  | n/a   |
| Bill Bell Memorial Classic             | 76-71-74=221    | +5  | t13th |
| Miami/Doral Park National Collegiate   | 69-77-78=224    | +8  | t16th |
| Florida Southern ImperialLakes Classic | 72-71-70=213    | -3  | t13th |
| Iron Duke Classic                      | 71-77-78=226    | +10 | t20th |
| Furman Intercollegiate                 | 77-71-72=220    | +4  | t13th |
| Atlantic Coast Conference Championship | 73-77-75=225    | +15 | t13th |
| Chris Schenkel Invitational            | 74-71-72=217    | +1  | t23rd |
| NCAA Championship                      | 77-68-69-73=287 | +3  | t2nd  |

## BOB McDONNELL • ORMOND BEACH, FLA.

## Career Honors and Statistics

|                               |            |
|-------------------------------|------------|
| GCAA All-American             | 1985 (3rd) |
| All-Atlantic Coast Conference | 1985       |
| ACC Champion                  | 1985       |
| ACC Academic Honor Roll       | 1984       |
| Georgia Tech Hall of Fame     | 1993       |

| Season        | Rounds     | Strokes     | LoRnd     | Par/-     | Events    | T10       | W-L             | Pct         | Avg          |
|---------------|------------|-------------|-----------|-----------|-----------|-----------|-----------------|-------------|--------------|
| 1982-83       | 18         | 1334        | 68        | 5         | 6         | 2         | 442-126         | .778        | 74.11        |
| 1983-84       | 30         | 2231        | 67        | 8         | 10        | 3         | 390-190         | .672        | 74.37        |
| 1984-85       | 40         | 2929        | 67        | 16        | 13        | 3         | 843-153         | .846        | 73.23        |
| 1985-86       | 32         | 2352        | 70        | 13        | 11        | 3         | 851-217         | .797        | 73.50        |
| <b>Totals</b> | <b>120</b> | <b>8846</b> | <b>67</b> | <b>42</b> | <b>40</b> | <b>11</b> | <b>2526-686</b> | <b>.786</b> | <b>73.72</b> |

## Career Tournament Results

## 1982-83

|                                 |                 |      |
|---------------------------------|-----------------|------|
| Gator Invitational              | 71-74-76=221    | t 54 |
| Seminole Invitational           | 72-76-75=223    | t 13 |
| Central Florida Intercollegiate | 73-72-77-73=295 | 3    |
| Junior-Senior Championship      | 68-76=144       | t 7  |
| Tar Heel Invitational           | 79-70-74=223    | t 28 |
| ACC Championship                | 79-74-75=228    | t 27 |

## 1983-84

|                                |              |      |
|--------------------------------|--------------|------|
| Hall of Fame Invitational      | 75-72-73=220 | 5    |
| Gator Invitational             | 67-72-67=206 | 3    |
| ImperialLakes Classic          | 77-76-69=222 | t 50 |
| Iron Duke Classic              | 79-77-73=229 | n/a  |
| Furman Invitational            | 77-77-73=227 | n/a  |
| Tar Heel Invitational          | 73-77-72=222 | 24   |
| ACC Championship               | 68-76-80=224 | 7    |
| Chris Schenkel Intercollegiate | 75-80-71=226 | t 58 |
| Southern Intercollegiate       | 73-76-75=224 | t 50 |

## 1984-85

|                                |                 |      |
|--------------------------------|-----------------|------|
| Forest Hills Invitational      | 75-76-74=225    | t 19 |
| McGregor Intercollegiate       | 79-72-75=226    | n/a  |
| John Ryan Memorial             | 74-72-70=216    | t 13 |
| Dixie Intercollegiate          | 72-75-74=221    | t 10 |
| Gator Bowl Invitational        | 69-81-80=230    | n/a  |
| Hall of Fame Invitational      | 82-74-74=230    | n/a  |
| Hilton Head Invitational       | 72-77-74=223    | 11   |
| ImperialLakes Classic          | 69-74-70=213    | n/a  |
| Iron Duke Classic              | 72-74-73=219    | t 14 |
| Furman Invitational            | 74-76-70=220    | t 7  |
| ACC Championship               | 68-69-68=205    | 1    |
| Chris Schenkel Intercollegiate | 72-71-70=213    | t 18 |
| Southern Intercollegiate       | 70-67-69=206    | 1    |
| NCAA Championship              | 77-73-77-78=305 | t 74 |

## 1985-86

|                                   |                 |      |
|-----------------------------------|-----------------|------|
| Honda Fall Collegiate             | 75-71-75=221    | t 16 |
| Grandfather Mountain Invitational | 80-78-82=240    | n/a  |
| John Ryan Memorial                | 74-73=147       | n/a  |
| Miami National Collegiate         | 71-70-70=211    | 1    |
| Hilton Head Intercollegiate       | 72-73=145       | 2    |
| ImperialLakes Classic             | 74-72-71=218    | t 15 |
| Iron Duke Classic                 | 73-71-78=222    | n/a  |
| Furman Invitational               | 73-74-71=218    | n/a  |
| ACC Championship                  | 74-72-72=218    | 10   |
| Chris Schenkel Intercollegiate    | 74-74-70=218    | n/a  |
| NCAA Championship                 | 77-72-74-71=294 | t 38 |

## ALL-TIME GREATS

## KRIS MIKKELSEN • WOODSTOCK, GA.

## Career Honors and Statistics

|                               |                        |
|-------------------------------|------------------------|
| GCAA All-American             | 2001 (HM), 2002 (2nd)  |
| All-Atlantic Coast Conference | 2002                   |
| GCAA All-America Scholar      | 2001, 2002             |
| ACC Academic Honor Roll       | 1999, 2000, 2001, 2002 |
| U.S.-Japan Matches            | 2002                   |

| Season        | Rounds     | Strokes     | LoRnd     | Par/-     | Events    | T10       | W-L             | Pct         | Avg          |
|---------------|------------|-------------|-----------|-----------|-----------|-----------|-----------------|-------------|--------------|
| 1998-99       | 21         | 1538        | 68        | 12        | 7         | 2         | 430-172         | .714        | 73.24        |
| 1999-00       | 8          | 583         | 69        | 4         | 3         | 1         | 179-57          | .758        | 72.88        |
| 2000-01       | 35         | 2574        | 66        | 15        | 12        | 4         | 647-407         | .614        | 73.54        |
| 2001-02       | 37         | 2668        | 67        | 17        | 12        | 6         | 840-180         | .824        | 72.11        |
| <b>Totals</b> | <b>101</b> | <b>7363</b> | <b>66</b> | <b>48</b> | <b>34</b> | <b>13</b> | <b>2096-816</b> | <b>.720</b> | <b>72.90</b> |

## Career Tournament Results

## 1998-99

|   |                   |       |
|---|-------------------|-------|
| Red River Classic.....                      | 75-72-70—217..... | t 44  |
| Duke Golf Classic.....                      | 75-72-76—223..... | t 33  |
| Golf World Palmetto Dunes Invitational..... | 72-70-70—212..... | t 2   |
| Waikoloa Intercollegiate.....               | 70-85-75—230..... | t 21  |
| Puerto Rico Classic.....                    | 70-70-68—208..... | 5     |
| Golf Digest Intercollegiate.....            | 76-69-71—216..... | t 12  |
| Chris Schenkel Invitational.....            | 79-78-75—232..... | t 162 |

## 1999-2000

|                                |                   |      |
|--------------------------------|-------------------|------|
| Carpet Capital Collegiate..... | 72-72-73—217..... | t 21 |
| Iron Duke Golf Classic.....    | 78-74—152.....    | t 31 |
| San Juan Shoot Out.....        | 72-73-69—214..... | t 8  |

## 2000-01

|   |                      |      |
|---|----------------------|------|
| PING/Golfweek Preview Invitational.....   | 79-79—158.....       | t 71 |
| Carpet Capital Collegiate.....            | 73-70-79—222.....    | t 23 |
| Jerry Pate Intercollegiate.....           | 74-74-72—220.....    | t 33 |
| Golf World Invitational.....              | 70-68-74—212.....    | t 24 |
| Taylor Made/Waikoloa Intercollegiate..... | 87-81-75—243.....    | t 96 |
| Puerto Rico Classic.....                  | 80-72-70—222.....    | t 28 |
| Las Vegas Intercollegiate.....            | 74-69-70—213.....    | t 6  |
| Morris Williams Intercollegiate.....      | 70-73—143.....       | t 9  |
| U.S. Collegiate Championship.....         | 73-74-79—226.....    | 44   |
| ACC Championship.....                     | 69-73-71—213.....    | 6    |
| NCAA East Regional.....                   | 72-72-74—221.....    | t 75 |
| NCAA Championship.....                    | 66-72-72-71—281..... | t 4  |

## 2001-02

|   |                      |          |      |
|---|----------------------|----------|------|
| PING/Golfweek Preview Invitational.....     | 73-74-77—224.....    | +11..... | t 43 |
| Carpet Capital Collegiate.....              | 72-70-75—217.....    | +1.....  | t 11 |
| Jerry Pate National Intercollegiate.....    | 69-72-73—214.....    | +1.....  | t 10 |
| Long Cove Invitational.....                 | 76-68-70—214.....    | +1.....  | t 9  |
| Savane College All-American Classic.....    | 69-73-73—215.....    | +2.....  | t 17 |
| TaylorMade/Waikoloa Intercollegiate.....    | 71-72-74—217.....    | +1.....  | t 9  |
| Puerto Rico Classic.....                    | 67-73-73—213.....    | -3.....  | t 7  |
| Callaway Golf Las Vegas Collegiate.....     | 71-74-71—216.....    | E.....   | t 10 |
| PING/US Collegiate Championships.....       | 72-74-74—220.....    | +4.....  | t 16 |
| Atlantic Coast Conference Championship..... | 67-74-70—211.....    | -5.....  | t 9  |
| NCAA East Regional.....                     | 73-74-74—221.....    | +5.....  | t 18 |
| NCAA Championship.....                      | 70-74-71-71—286..... | +2.....  | t 33 |

## BRYCE MOLDER • CONWAY, ARK.

## Career Honors and Statistics

|  |  |
|--|--|
| GCAA All-American                              | 1998 (1st), 1999 (1st), 2000 (1st), 2001 (1st) |
| Fred Haskins Player of the Year                | 2001   |
| Jack Nicklaus Player of the Year               | 1998, 2001                                     |
| Golfweek Collegiate Player of the Year         | 2001   |
| Dave Williams Award Recipient                  | 2001   |
| All-Atlantic Coast Conference                  | 1998, 1999, 2000, 2001                         |
| ACC Player of the Year                         | 1999, 2000, 2001                               |
| ACC Rookie of the Year                         | 1998   |
| ACC Champion                                   | 2000   |
| Academic All-America Team Member of Year       | 2001   |
| Academic All-American                          | 1999, 2000, 2001                               |
| GCAA All-America Scholar                       | 2000, 2001                                     |
| World Amateur Medalist                         | 2000   |
| U.S. Walker Cup Team                           | 1999, 2001                                     |
| U.S. Palmer Cup Team                           | 1999, 2001                                     |
| NCAA Today's Top VIII Award                    | 2001   |
| Set all-time NCAA season (69.43, since broken) | 2001   |
| Set career (70.69) scoring average record      | 2001   |
| Tied NCAA single-round scoring record of 60    | 2001   |
| Georgia Tech Hall of Fame                      | 2011   |

| Season        | Rounds     | Strokes      | LoRnd     | Par/-      | Events    | T10       | W-L             | Pct         | Avg          |
|---------------|------------|--------------|-----------|------------|-----------|-----------|-----------------|-------------|--------------|
| 1997-98       | 38         | 2696         | 66        | 25         | 13        | 9         | 1089-112        | .907        | 70.95        |
| 1998-99       | 38         | 2720         | 65        | 24         | 13        | 10        | 1007-149        | .871        | 71.58        |
| 1999-00       | 36         | 2546         | 66        | 28         | 12        | 7         | 924-103         | .900        | 70.72        |
| 2000-01       | 35         | 2430         | 60        | 29         | 12        | 11        | 1023-31         | .971        | 69.43        |
| <b>Totals</b> | <b>147</b> | <b>10392</b> | <b>60</b> | <b>106</b> | <b>50</b> | <b>37</b> | <b>4043-395</b> | <b>.911</b> | <b>70.69</b> |

## Career Tournament Results

## 1997-98

|  |                      |      |
|--|----------------------|------|
| William H. Tucker Invitational.....            | 70-69—139.....       | t 3  |
| Tennessee Tournament of Champions.....         | 76-72-74—222.....    | t 37 |
| Duke Golf Classic.....                         | 72-71—143.....       | 3    |
| Country Club of Louisiana Intercollegiate..... | 67-70-73—210.....    | 2    |
| Nelson Stanford Invitational.....              | 74-72-71—217.....    | t 12 |
| PING Arizona Intercollegiate.....              | 69-77-68—214.....    | t 7  |
| Waikoloa Intercollegiate.....                  | 73-69-75—217.....    | t 18 |
| Puerto Rico Golf Classic.....                  | 71-77-78—226.....    | t 27 |
| Cuscowilla Intercollegiate.....                | 72-67-68—208.....    | t 2  |
| Carpet Capital Collegiate.....                 | 74-69-69—212.....    | t 1  |
| Atlantic Coast Conference Championship.....    | 70-71-68—209.....    | t 5  |
| NCAA East Regional.....                        | 73-67-66—206.....    | 2    |
| NCAA Championship.....                         | 68-68-68-69—273..... | 6    |

## 1998-99

|   |                   |      |
|---|-------------------|------|
| Ridges Invitational.....                    | 71-70-69—210..... | t 13 |
| PING/Golfweek Preview Invitational.....     | 80-76-75—231..... | t 42 |
| Taylor Made Red River Classic.....          | 71-67-67—205..... | t 2  |
| Duke Golf Classic.....                      | 76-70-69—215..... | 9    |
| Golf World Palmetto Dunes Invitational..... | 69-67-76—212..... | t 2  |
| Waikoloa Intercollegiate.....               | 65-79-80—224..... | t 5  |
| Puerto Rico Classic.....                    | 74-67-69—210..... | 7    |
| Golf Digest Intercollegiate.....            | 70-69-69—208..... | t 1  |
| Chris Schenkel Invitational.....            | 70-72-78—220..... | t 15 |
| Carpet Capital Collegiate.....              | 66-71-67—204..... | 1    |
| Atlantic Coast Conference Championship..... | 73-71-73—217..... | t 7  |
| NCAA East Regional.....                     | 69-74-67—210..... | t 3  |
| NCAA Championship.....                      | 77-77—154.....    | t 65 |

## 1999-2000

|   |                      |      |
|---|----------------------|------|
| PING/Golfweek Preview Invitational.....     | 73-74-69—216.....    | t 14 |
| Carpet Capital Collegiate.....              | 68-68-68—204.....    | 1    |
| Iron Duke Golf Classic.....                 | 70-74—144.....       | t 2  |
| Golf World/Palmetto Dunes Invitational..... | 70-69-72—211.....    | t 18 |
| Savane College All-America Classic.....     | 72-72-70—214.....    | 7    |
| Waikoloa Intercollegiate.....               | 66-69-73—208.....    | t 1  |
| San Juan Shoot Out.....                     | 67-70-77—214.....    | t 8  |
| Las Vegas Intercollegiate.....              | 68-73-72—213.....    | t 17 |
| U.S. Collegiate Championship.....           | 71-71-70—212.....    | t 10 |
| Atlantic Coast Conference Championship..... | 72-67-67—206.....    | 1    |
| NCAA East Regional.....                     | 71-75-76—222.....    | t 21 |
| NCAA Championship.....                      | 69-72-71-70—282..... | t 15 |

## 2000-01

|   |                      |      |
|---|----------------------|------|
| PING/Golfweek Preview Invitational.....     | 68-72—140.....       | 1    |
| Carpet Capital Collegiate.....              | 70-68-73—211.....    | 2    |
| Jerry Pate Intercollegiate.....             | 67-62-67—196\$.....  | 1    |
| Golf World Invitational.....                | 69-67-60—196\$#..... | 2    |
| Taylor Made/Waikoloa Intercollegiate.....   | 76-82-67—225.....    | t 13 |
| Puerto Rico Classic.....                    | 71-71-70—212.....    | 3    |
| Las Vegas Intercollegiate.....              | 75-69-68—212.....    | t 4  |
| Morris Williams Intercollegiate.....        | 67-68—135.....       | 1    |
| U.S. Collegiate Championship.....           | 72-78-71—211.....    | t 4  |
| Atlantic Coast Conference Championship..... | 69-70-66—205%.....   | 2    |
| NCAA East Regional.....                     | 68-69-66—203.....    | 2    |
| NCAA Championships.....                     | 73-72-66-73—284..... | t 8  |

\*School record for 72-hole tournament

\$Lowest 54-hole tournament in school history

#NCAA-tying and school-record round

%Tied Lowest 54-hole ACC Championship score in school history



## ALL-TIME GREATS

## SETH REEVES • DULUTH, GA.

## Career Honors and Statistics

|                               |                       |
|-------------------------------|-----------------------|
| GCAA All-American             | 2013 (HM), 2014 (2nd) |
| Golfweek All-American         | 2014 (2nd)            |
| All-Atlantic Coast Conference | 2014                  |
| GCAA All-America Scholar      | 2014                  |
| Academic All-ACC              | 2013, 2014            |

| Season        | Rounds    | Strokes     | LoRnd     | Par/-     | Events    | T10       | W-L             | Pct         | Avg          |
|---------------|-----------|-------------|-----------|-----------|-----------|-----------|-----------------|-------------|--------------|
| 2010-11       | 9         | 662         | 66        | 4         | 3         | 1         | 157-81          | .660        | 73.56        |
| 2011-12       | 21        | 1520        | 65        | 13        | 7         | 2         | 426-180         | .703        | 72.38        |
| 2012-13       | 29        | 2132        | 66        | 12        | 14        | 1         | 522-326         | .616        | 73.52        |
| 2013-14       | 36        | 2547        | 66        | 21        | 15        | 6         | 897-132         | .872        | 70.75        |
| <b>Totals</b> | <b>95</b> | <b>6861</b> | <b>65</b> | <b>50</b> | <b>39</b> | <b>10</b> | <b>2002-719</b> | <b>.736</b> | <b>72.22</b> |

## Career Tournament Results

## 2010-11

|                                       |              |     |     |
|---------------------------------------|--------------|-----|-----|
| Brickyard Collegiate                  | 70-74-72=216 | E   | t16 |
| United States Collegiate Championship | 77-77-79=233 | +17 | t67 |
| Grub Mart Collegiate                  | 76-71-66=213 | -3  | t1  |

## 2011-12

|                                       |              |     |     |
|---------------------------------------|--------------|-----|-----|
| Carpet Capital Collegiate             | 74-83-65=222 | +6  | t33 |
| Golfweek Conference Challenge         | 71-86-73=230 | +14 | t56 |
| Brickyard Collegiate                  | 65-74-70=209 | -7  | t2  |
| United States Collegiate Championship | 71-69-79=219 | +3  | t26 |
| Amer Ari Invitational                 | 69-73-71=213 | -3  | t23 |
| Seminole Intercollegiate              | 70-70-68=208 | -5  | t6  |
| Barona Collegiate Cup                 | 71-76-72=219 | +3  | t41 |

## 2012-13

|                                       |  |     |     |
|---------------------------------------|--|-----|-----|
| Carpet Capital Collegiate             | 82-80-74=236                           | +20 | t76 |
| PING/Golfweek Preview Invitational    | 73-71-66=210                           | E   | t12 |
| Brickyard Collegiate                  | 71-74-76=221                           | +5  | t35 |
| United States Collegiate Championship | 71-76-72=219                           | +3  | t13 |
| Puerto Rico Classic                   | 69-72-76=217                           | +1  | t28 |
| Southern Highlands Collegiate Masters | 72-72-76=220                           | +4  | t19 |
| Linger Longer Invitational            | 75-73=148                              | +4  | t32 |
| Gary Koch Invitational                | 74-77-79=230                           | +14 | t58 |
| NCAA Tallahassee Regional             | 75-71-79=225                           | +9  | t60 |
| NCAA Championship (stroke play)       | 69-69-68=206                           | -4  | t13 |
| NCAA Championship (match play)        | lost to Carl Johnson (UNLV), 4 & 3     |     |     |
| NCAA Championship (match play)        | lost to Justin Thomas (Alabama), 3 & 1 |     |     |

## 2013-14

|  |  |     |     |
|--|--|-----|-----|
| Carpet Capital Collegiate              | 74-74-67=215                                     | -1  | t11 |
| Tar Heel Intercollegiate               | 69-69-70=208                                     | -8  | t1  |
| Brickyard Collegiate                   | 70-68-69=207                                     | -9  | t1  |
| United States Collegiate Championship  | 73-75-73=221                                     | +5  | t39 |
| Amer Ari Invitational                  | 74-66-67=207                                     | -9  | t16 |
| Puerto Rico Classic                    | 69-75-68=212                                     | -4  | t16 |
| Southern Highlands Collegiate Masters  | 78-73-75=226                                     | +10 | t26 |
| Valspar Invitational at Floridian      | 68-71-73=212                                     | -1  | t15 |
| Robert Kepler Invitational             | 70-72-72=214                                     | +1  | t3  |
| Atlantic Coast Conference Championship | 74-69-69=212                                     | -4  | t7  |
| NCAA Raleigh Regional                  | 69-69-69=207                                     | -6  | t3  |
| NCAA Championship (stroke play)        | 66-72-68=206                                     | -4  | t6  |
| NCAA Championship (match play)         | lost to Jordan Niebrugge (Oklahoma State), 2 & 1 |     |     |

## CHARLIE RYMER • FORT MILL, S.C.

## Career Honors and Statistics

|                               |                       |
|-------------------------------|-----------------------|
| GCAA All-American             | 1988 (3rd), 1989 (HM) |
| All-Atlantic Coast Conference | 1988, 1989            |
| Georgia Tech Hall of Fame     | 2000                  |

| Season        | Rounds     | Strokes      | LoRnd     | Par/-     | Events    | T10       | W-L              | Pct         | Avg          |
|---------------|------------|--------------|-----------|-----------|-----------|-----------|------------------|-------------|--------------|
| 1986-87       | 32         | 2377         | 68        | 11        | 11        | 4         | 767-314          | .710        | 74.28        |
| 1987-88       | 36         | 2645         | 67        | 14        | 12        | 4         | 858-157          | .845        | 73.47        |
| 1988-89       | 38         | 2794         | 66        | 14        | 13        | 5         | 726-269          | .730        | 73.53        |
| 1989-90       | 40         | 2958         | 66        | 13        | 13        | 3         | 909-321          | .739        | 73.95        |
| <b>Totals</b> | <b>146</b> | <b>10774</b> | <b>66</b> | <b>52</b> | <b>49</b> | <b>16</b> | <b>3260-1061</b> | <b>.754</b> | <b>73.79</b> |

## Career Tournament Results

## 1986-87

|  |                 |     |
|--|-----------------|-----|
| USA-Japan Friendship                   | 70-72-74=216    | t7  |
| John Ryan Memorial                     | 69-71=140       | t2  |
| Dixie Intercollegiate                  | 75-71-72=218    | t5  |
| Palmetto Dunes Collegiate              | 74-76-76=226    | t44 |
| Doral Park Invitational                | 73-76-83=232    | t37 |
| Iron Duke Classic                      | 72-77-75=224    | t24 |
| Furman Invitational                    | 68-74=142       | t1  |
| Atlantic Coast Conference Championship | 71-76-73=220    | t20 |
| Chris Schenkel Invitational            | 72-72-76=220    | t37 |
| Oak Tree Collegiate                    | 73-75-83=231    | t65 |
| NCAA Championship                      | 74-82-74-78=308 | t91 |

## 1987-88

|  |                 |     |
|--|-----------------|-----|
| Guilford Invitational                  | 75-76=151       | t23 |
| Southwestern Intercollegiate           | 73-76-70=219    | t18 |
| Southern Intercollegiate               | 73-75-79=227    | t26 |
| Golf World-Palmetto Dunes Collegiate   | 72-73-80=225    | t3  |
| Bill Bell Memorial                     | 71-73-67=211    | t3  |
| Doral Park Collegiate                  | 67-72-77=216    | t2  |
| Imperial Lakes Classic                 | 69-69-68=206    | t1  |
| Iron Duke Classic                      | 71-72-75=218    | t5  |
| Furman Invitational                    | 84-74-73=231    | t47 |
| Atlantic Coast Conference Championship | 72-77-80=229    | t19 |
| Chris Schenkel Invitational            | 75-72-70=217    | t23 |
| NCAA Championship                      | 74-74-76-71=295 | t26 |

## 1988-89

|  |              |     |
|--|--------------|-----|
| Tennessee Tournament of Champions      | 69-73-71=213 | t1  |
| Red River Classic                      | 73-78-72=223 | t33 |
| Southern Intercollegiate               | 74-74-69=215 | t1  |
| Golf World-Palmetto Dunes              | 72-81-76=229 | t75 |
| Arizona Intercollegiate                | 74-77-80=231 | t39 |
| Doral Park Collegiate                  | 84-74-75=233 | t62 |
| Imperial Lakes Classic                 | 74-67-75=216 | t27 |
| Wofford Invitational                   | 76-66-72=214 | t2  |
| Furman Intercollegiate                 | 77-75-70=222 | t17 |
| Atlantic Coast Conference Championship | 71-72-76=219 | t15 |
| Chris Schenkel Invitational            | 70-71-75=216 | t16 |
| NCAA East Regional                     | 73-73-71=217 | t3  |
| NCAA Championship                      | 76-70=146    | t35 |

## 1989-90

|  |                 |     |
|--|-----------------|-----|
| U.S.-Japan Friendship                  | 77-75-69=221    | t7  |
| Carpet Capital Collegiate              | 79-73-74=226    | t16 |
| Southern Intercollegiate               | 69-70-69=208    | t1  |
| Golf World-Palmetto Dunes Collegiate   | 79-79-72=230    | t60 |
| PING Arizona Intercollegiate           | 70-73-72=215    | t15 |
| Doral Park Collegiate                  | 79-76-73=228    | t25 |
| Imperial Lakes Classic                 | 75-68-75=218    | t32 |
| Furman Intercollegiate                 | 74-74-79=227    | t43 |
| The American at MacGregor Downs        | 66-80-74=220    | t12 |
| Atlantic Coast Conference Championship | 83-70-75=228    | t24 |
| Cavalier Classic                       | 74-74-77=225    | t22 |
| NCAA East Regional                     | 70-71-72=213    | t9  |
| NCAA Championship                      | 73-76-77-73=299 | t68 |

## ALL-TIME GREATS

## OLLIE SCHNIEDERJANS • POWDER SPRINGS, GA.

## Career Honors and Statistics

|                                  |                                    |
|----------------------------------|------------------------------------|
| GCAA All-American                | 2013 (3rd), 2014 (1st), 2015 (1st) |
| Golfweek All-American            | 2013 (3rd), 2014 (1st), 2015 (1st) |
| ACC Player of the Year           | 2014, 2015                         |
| All-Atlantic Coast Conference    | 2013, 2014, 2015                   |
| ACC Scholar-Athlete of the Year  | 2014                               |
| GCAA All-America Scholar         | 2014, 2015                         |
| Academic All-ACC                 | 2012, 2013, 2014, 2015             |
| U.S. Palmer Cup team member      | 2014, 2015                         |
| Mark H McCormack Medal recipient | 2014                               |

| Season        | Rounds     | Strokes      | LoRnd     | Par/-     | Events    | T10       | W-L             | Pct         | Avg          |
|---------------|------------|--------------|-----------|-----------|-----------|-----------|-----------------|-------------|--------------|
| 2011-12       | 33         | 2402         | 66        | 14        | 11        | 2         | 607-278         | .686        | 72.79        |
| 2012-13       | 35         | 2496         | 66        | 21        | 16        | 6         | 841-176         | .827        | 71.31        |
| 2013-14       | 39         | 2711         | 65        | 32        | 16        | 10        | 982-67          | .936        | 69.51        |
| 2014-15       | 37         | 2609         | 64        | 25        | 12        | 9         | 805-145         | .847        | 70.51        |
| <b>Totals</b> | <b>144</b> | <b>10218</b> | <b>64</b> | <b>92</b> | <b>55</b> | <b>27</b> | <b>3235-666</b> | <b>.829</b> | <b>70.96</b> |

## Career Tournament Results

|  |   |     |     |  |  |  |  |  |  |
|--|---|-----|-----|--|--|--|--|--|--|
| <b>2011-12</b>                         |   |     |     |  |  |  |  |  |  |
| Carpet Capital Collegiate              | 70-77-67=214                              | -2  | t11 |  |  |  |  |  |  |
| Golfweek Conference Challenge          | 76-82-79=237                              | +21 | t70 |  |  |  |  |  |  |
| Brickyard Collegiate                   | 70-71-73=214                              | -2  | t16 |  |  |  |  |  |  |
| United States Collegiate Championship  | 77-69-73=219                              | +3  | t26 |  |  |  |  |  |  |
| Amer Ari Invitational                  | 73-75-69=217                              | +1  | t43 |  |  |  |  |  |  |
| Puerto Rico Classic                    | 72-74-75=221                              | +5  | t37 |  |  |  |  |  |  |
| Seminole Intercollegiate               | 73-72-68=213                              | E   | t20 |  |  |  |  |  |  |
| Barona Collegiate Cup                  | 73-73-68=214                              | -2  | t22 |  |  |  |  |  |  |
| Gary Koch Invitational                 | 76-75-72=223                              | +7  | t32 |  |  |  |  |  |  |
| Atlantic Coast Conference Championship | 66-73-72=211                              | -5  | t7  |  |  |  |  |  |  |
| NCAA Norman Regional                   | 72-69-78=219                              | +3  | t15 |  |  |  |  |  |  |
| <b>2012-13</b>                         |   |     |     |  |  |  |  |  |  |
| Carpet Capital Collegiate              | 74-73-72=219                              | +3  | t19 |  |  |  |  |  |  |
| PING/Golfweek Preview Invitational     | 73-71-70=214                              | +4  | t22 |  |  |  |  |  |  |
| Brickyard Collegiate                   | 73-71-67=211                              | -5  | t5  |  |  |  |  |  |  |
| United States Collegiate Championship  | 70-76-71=217                              | +1  | t7  |  |  |  |  |  |  |
| Amer Ari Invitational                  | 75-72-69=216                              | E   | t34 |  |  |  |  |  |  |
| Puerto Rico Classic                    | 71-69-66=206                              | -10 | t2  |  |  |  |  |  |  |
| Southern Highlands Collegiate Masters  | 74-74-76=224                              | +8  | t36 |  |  |  |  |  |  |
| Linger Longer Invitational             | 74-69=143                                 | -1  | t10 |  |  |  |  |  |  |
| Gary Koch Invitational                 | 69-73-74=216                              | E   | t16 |  |  |  |  |  |  |
| Atlantic Coast Conference Championship | 69-67-77=213                              | -3  | t10 |  |  |  |  |  |  |
| NCAA Tallahassee Regional              | 70-71-71=212                              | -4  | t19 |  |  |  |  |  |  |
| NCAA Championship (stroke play)        | 67-68-70=205                              | -5  | t8  |  |  |  |  |  |  |
| NCAA Championship (match play)         | def. Kevin Penner (UNLV), 1-up (19 holes) |     |     |  |  |  |  |  |  |
| NCAA Championship (match play)         | lost to Cory Whitsett (Alabama), 3 & 2    |     |     |  |  |  |  |  |  |
| <b>2013-14</b>                         |   |     |     |  |  |  |  |  |  |
| Carpet Capital Collegiate              | 67-67-73=207                              | -9  | t1  |  |  |  |  |  |  |
| Tar Heel Intercollegiate               | 71-72-70=213                              | -3  | t3  |  |  |  |  |  |  |
| Brickyard Collegiate                   | 67-69-72=208                              | -8  | t4  |  |  |  |  |  |  |
| United States Collegiate Championship  | 66-69-71=206                              | -10 | t1  |  |  |  |  |  |  |
| Western Refining College All-America   | 70-72-69=211                              | -2  | t12 |  |  |  |  |  |  |
| Amer Ari Invitational                  | 69-69-72=210                              | -6  | t30 |  |  |  |  |  |  |
| Puerto Rico Classic                    | 70-69-70=209                              | -7  | t10 |  |  |  |  |  |  |
| Southern Highlands Collegiate Masters  | 76-76-70=222                              | +6  | t12 |  |  |  |  |  |  |
| Valspar Invitational at Floridian      | 67-67-67=201                              | -12 | t1  |  |  |  |  |  |  |
| Robert Kepler Invitational             | 70-73-67=210                              | -3  | t1  |  |  |  |  |  |  |
| Capital City Match Play vs. Auburn     | AS vs. Niclas Carlsson                    |     |     |  |  |  |  |  |  |
| Capital City Match Play vs. Georgia    | def. Joey Garber, 2-up                    |     |     |  |  |  |  |  |  |
| Atlantic Coast Conference Championship | 65-70-69=204                              | -12 | t1  |  |  |  |  |  |  |
| NCAA Raleigh Regional                  | 66-68-72=206                              | -7  | t2  |  |  |  |  |  |  |
| NCAA Championship (stroke play)        | 71-65-68=204                              | -6  | t2  |  |  |  |  |  |  |
| NCAA Championship (match play)         | AS vs. Ian Davis (Oklahoma State)         |     |     |  |  |  |  |  |  |
| <b>2014-15</b>                         |   |     |     |  |  |  |  |  |  |
| Carpet Capital Collegiate              | 72-64-68=204                              | -12 | t1  |  |  |  |  |  |  |
| DICK'S Sporting Goods Challenge Cup    | 74-67-67=208                              | -5  | t3  |  |  |  |  |  |  |
| Jerry Pate National Intercollegiate    | 67-67-68=202                              | -8  | t2  |  |  |  |  |  |  |
| United States Collegiate Championship  | 73-68-69=210                              | -6  | t6  |  |  |  |  |  |  |
| Warrior Princeville Makai Invitational | 66-65-68=199                              | -17 | t2  |  |  |  |  |  |  |
| Puerto Rico Classic                    | 75-67-72=214                              | E   | t11 |  |  |  |  |  |  |
| Valspar Collegiate Invitational        | 75-73-82=230                              | -3  | t63 |  |  |  |  |  |  |
| Mason Rudolph Championship             | 70-72-71=213                              | E   | t6  |  |  |  |  |  |  |
| Atlantic Coast Conference Championship | 71-67-69=207                              | -9  | t4  |  |  |  |  |  |  |
| NCAA San Diego Regional                | 75-69-70=214                              | -2  | t7  |  |  |  |  |  |  |
| NCAA Championship (stroke play)        | 76-74-70=78=298                           | +10 | t49 |  |  |  |  |  |  |

## CHAN SONG • ORLANDO, FLA.

## Career Honors and Statistics

|                               |                                  |
|-------------------------------|----------------------------------|
| GCAA All-American             | 2002 (HM), 2004 (HM), 2005 (2nd) |
| GCAA All-America Scholar      | 2004, 2005                       |
| All-Atlantic Coast Conference | 2004, 2005                       |
| ACC Rookie of the Year        | 2002                             |
| ACC Academic Honor Roll       | 2002, 2003, 2004, 2005           |
| Georgia Tech Hall of Fame     | 2018                             |

| Season        | Rounds     | Strokes      | LoRnd     | Par/-     | Events    | T10       | W-L              | Pct         | Avg          |
|---------------|------------|--------------|-----------|-----------|-----------|-----------|------------------|-------------|--------------|
| 2001-02       | 34         | 2474         | 66        | 13        | 11        | 3         | 713-245          | .744        | 72.76        |
| 2002-03       | 33         | 2454         | 67        | 10        | 11        | -         | 590-443          | .571        | 74.36        |
| 2003-04       | 39         | 2833         | 67        | 19        | 13        | 1         | 766-369          | .675        | 72.64        |
| 2004-05       | 40         | 2860         | 65        | 22        | 13        | 6         | 913-191          | .827        | 71.50        |
| <b>Totals</b> | <b>146</b> | <b>10621</b> | <b>65</b> | <b>64</b> | <b>48</b> | <b>10</b> | <b>2982-1248</b> | <b>.705</b> | <b>72.75</b> |

## Career Tournament Results

|  |                 |     |     |  |  |  |  |  |  |
|--|-----------------|-----|-----|--|--|--|--|--|--|
| <b>2001-02</b>                             |                 |     |     |  |  |  |  |  |  |
| PING/Golfweek Preview Invitational         | 72-73-78=223    | +10 | t37 |  |  |  |  |  |  |
| Carpet Capital Collegiate                  | 69-75-70=214    | -2  | t5  |  |  |  |  |  |  |
| Jerry Pate National Intercollegiate        | 75-69-76=220    | +7  | t25 |  |  |  |  |  |  |
| Long Cove Invitational                     | 72-72-74=218    | +5  | t16 |  |  |  |  |  |  |
| TaylorMade/Waikoloa Intercollegiate        | 71-73-73=217    | +1  | t9  |  |  |  |  |  |  |
| Puerto Rico Classic                        | 72-68-74=214    | -2  | t11 |  |  |  |  |  |  |
| Callaway Golf Las Vegas Collegiate         | 80-66-70=216    | E   | t10 |  |  |  |  |  |  |
| PING/US Collegiate Championships           | 73-78-71=222    | +6  | t24 |  |  |  |  |  |  |
| Atlantic Coast Conference Championship     | 71-71-74=216    | E   | t20 |  |  |  |  |  |  |
| NCAA East Regional                         | 76-70-74=220    | +4  | t13 |  |  |  |  |  |  |
| NCAA Championship                          | 70-73-76-75=294 | +10 | t86 |  |  |  |  |  |  |
| <b>2002-03</b>                             |                 |     |     |  |  |  |  |  |  |
| PING/Golfweek Preview                      | 78-79-78=235    | +19 | t53 |  |  |  |  |  |  |
| Jerry Pate National Intercollegiate        | 75-67=142       | E   | t20 |  |  |  |  |  |  |
| Nelson Invitational                        | 74-71-75=220    | +7  | t37 |  |  |  |  |  |  |
| TaylorMade/Waikoloa Intercollegiate        | 70-73-74=217    | +3  | t48 |  |  |  |  |  |  |
| Puerto Rico Classic                        | 76-72-77=225    | +9  | t41 |  |  |  |  |  |  |
| Toyota Collegiate Championship             | 76-75-75=226    | +10 | t64 |  |  |  |  |  |  |
| Morris Williams Intercollegiate            | 79-70-75=224    | +8  | t58 |  |  |  |  |  |  |
| Cleveland Golf/Augusta State Invitational  | 74-68-70=212    | -4  | t25 |  |  |  |  |  |  |
| Atlantic Coast Conference Championship     | 79-77-73=229    | +13 | t29 |  |  |  |  |  |  |
| NCAA East Regional                         | 70-71-70=211    | -5  | t12 |  |  |  |  |  |  |
| NCAA Championship                          | 77-82-76-78=313 | +25 | t67 |  |  |  |  |  |  |
| <b>2003-04</b>                             |                 |     |     |  |  |  |  |  |  |
| Bank of Tennessee at the Ridges            | 71-71-76=218    | +2  | t18 |  |  |  |  |  |  |
| PING/Golfweek Preview Invitational         | 78-72=150       | +10 | t47 |  |  |  |  |  |  |
| Carpet Capital Collegiate                  | 77-71-71=219    | +3  | t30 |  |  |  |  |  |  |
| Jerry Pate National Intercollegiate        | 71-73-72=216    | +3  | t36 |  |  |  |  |  |  |
| Gary Koch/Cleveland Golf Intercollegiate   | 70-77-69=216    | E   | t16 |  |  |  |  |  |  |
| TaylorMade/Waikoloa Intercollegiate        | 69-71-69=209    | -7  | t5  |  |  |  |  |  |  |
| Puerto Rico Classic                        | 82-75-69=226    | +10 | t57 |  |  |  |  |  |  |
| Southern Highlands Collegiate              | 68-73-71=212    | -4  | t11 |  |  |  |  |  |  |
| Western Intercollegiate                    | 70-75-78=223    | +13 | t45 |  |  |  |  |  |  |
| Atlanta Intercollegiate                    | 78-71-75=224    | +8  | t41 |  |  |  |  |  |  |
| Atlantic Coast Conference Championship     | 74-72-67=213    | -3  | t11 |  |  |  |  |  |  |
| NCAA East Regional                         | 72-72-76=220    | +10 | t41 |  |  |  |  |  |  |
| NCAA Championship                          | 70-69-77-71=287 | +7  | t24 |  |  |  |  |  |  |
| <b>2004-05</b>                             |                 |     |     |  |  |  |  |  |  |
| PING/Golfweek Preview Invitational         | 71-73-70=214    | +4  | t12 |  |  |  |  |  |  |
| Jerry Pate National Intercollegiate        | 71-69-67=207    | -6  | t8  |  |  |  |  |  |  |
| Isleworth Collegiate Invitational          | 75-73-73=221    | +5  | t20 |  |  |  |  |  |  |
| Carpet Capital Collegiate                  | 78-74-75=227    | +11 | t40 |  |  |  |  |  |  |
| Western Refining Collegiate All-American#  | 70-71-71=212    | -1  | t10 |  |  |  |  |  |  |
| TaylorMade/Waikoloa Intercollegiate        | 69-69-65=203    | -13 | t11 |  |  |  |  |  |  |
| Puerto Rico Classic                        | 68-71-71=210    | -6  | t4  |  |  |  |  |  |  |
| Southern Highlands Collegiate Championship | 79-71-72=222    | +6  | t25 |  |  |  |  |  |  |
| Oregon Duck Invitational                   | 72-74-75=221    | +5  | t32 |  |  |  |  |  |  |
| Hooties at Bulls Bay Intercollegiate       | 66-73-73=212    | -4  | t3  |  |  |  |  |  |  |
| Atlantic Coast Conference Championship     | 74-72-68=214    | -2  | t2  |  |  |  |  |  |  |
| NCAA East Regional                         | 68-69-70=207    | -6  | t10 |  |  |  |  |  |  |
| NCAA Championship                          | 73-72-74-71=290 | +10 | t27 |  |  |  |  |  |  |
| #individual event                          |                 |     |     |  |  |  |  |  |  |



## ALL-TIME GREATS

## NICHOLAS THOMPSON • CORAL SPRINGS, FLA.

## Career Honors and Statistics

|                               |  |
|-------------------------------|--|
| GCAA All-American             | 2002 (HM), 2003 (HM), 2004 (3rd), 2005 (2nd) |
| GCAA All-America Scholar      | 2004, 2005                                   |
| All-Atlantic Coast Conference | 2003, 2004, 2005                             |
| ACC Academic Honor Roll       | 2002, 2003, 2004, 2005                       |
| U.S. Walker Cup Team          | 2005   |
| Georgia Tech Hall of Fame     | 2016   |

| Season        | Rounds     | Strokes      | LoRnd     | Par/-     | Events    | T10       | W-L             | Pct         | Avg          |
|---------------|------------|--------------|-----------|-----------|-----------|-----------|-----------------|-------------|--------------|
| 2001-02       | 31         | 2257         | 67        | 14        | 10        | 3         | 675-209         | .764        | 72.81        |
| 2002-03       | 36         | 2618         | 64        | 16        | 12        | 2         | 831-290         | .741        | 72.72        |
| 2003-04       | 36         | 2562         | 64        | 21        | 12        | 5         | 920-156         | .855        | 71.17        |
| 2004-05       | 40         | 2866         | 65        | 18        | 13        | 5         | 898-206         | .813        | 71.65        |
| <b>Totals</b> | <b>143</b> | <b>10303</b> | <b>64</b> | <b>69</b> | <b>47</b> | <b>15</b> | <b>3324-861</b> | <b>.794</b> | <b>72.05</b> |

## Career Tournament Results

|   |                                 |
|---|---------------------------------|
| <b>2001-02</b>                              |                                 |
| Carpet Capital Collegiate.....              | 75-69-79=223.....+7.....t 23    |
| Jerry Pate National Intercollegiate.....    | 75-76-79=230.....+17.....t 49   |
| Long Cove Invitational.....                 | 76-72-74=222.....+9.....t 26    |
| TaylorMade/Waikoloa Intercollegiate.....    | 72-73-74=219.....+3.....t 20    |
| Puerto Rico Classic.....                    | 70-70-70=210.....-6.....t 30    |
| Callaway Golf Las Vegas Collegiate.....     | 69-71-77=217.....+1.....t 12    |
| PING/US Collegiate Championships.....       | 68-78-72=218.....+2.....t 10    |
| Atlantic Coast Conference Championship..... | 67-69-71=207.....-9.....t 2     |
| NCAA East Regional.....                     | 75-72-75=222.....+6.....t 23    |
| NCAA Championship.....                      | 67-73-75-74=289.....+5.....t 51 |

|  |                                 |
|--|---------------------------------|
| <b>2002-03</b>                                 |                                 |
| Carpet Capital Collegiate.....                 | 77-71-72=220.....+4.....t 36    |
| PING/Golfweek Preview.....                     | 77-78-73=228.....+12.....t 32   |
| Jerry Pate National Intercollegiate.....       | 70-68=138.....-4.....t 6        |
| Nelson Invitational.....                       | 66-69-67=202.....-11.....t 2    |
| TaylorMade/Waikoloa Intercollegiate.....       | 74-67-70=211.....-3.....t 11    |
| Puerto Rico Classic.....                       | 73-76-73=222.....+6.....t 24    |
| Toyota Collegiate Championship.....            | 73-67-77=217.....+1.....t 24    |
| Morris Williams Intercollegiate.....           | 74-75-76=225.....+9.....t 61    |
| Cleveland Golf/Augusta State Invitational..... | 77-64-72=213.....-3.....t 28    |
| Atlantic Coast Conference Championship.....    | 77-77-72=226.....+10.....t 23   |
| NCAA East Regional.....                        | 71-76-73=220.....+4.....t 43    |
| NCAA Championship.....                         | 77-77-72-70=296.....+8.....t 12 |

|   |                                 |
|---|---------------------------------|
| <b>2003-04</b>                                |                                 |
| Bank of Tennessee at the Ridges.....          | 70-73-77=220.....+4.....t 31    |
| PING/Golfweek Preview Invitational.....       | 74-69=143.....+3.....t 12       |
| Carpet Capital Collegiate.....                | 75-68-68=211.....-5.....t 8     |
| Gary Koch/Cleveland Golf Intercollegiate..... | 67-69-75=211.....-5.....t 6     |
| TaylorMade/Waikoloa Intercollegiate.....      | 64-77-71=212.....-4.....t 14    |
| Puerto Rico Classic.....                      | 75-74-70=219.....+3.....t 24    |
| Southern Highlands Collegiate.....            | 74-67-77=218.....+2.....t 24    |
| Western Intercollegiate.....                  | 70-70-70=210.....E.....t 4      |
| Atlanta Intercollegiate.....                  | 73-66-72=211.....-5.....t 8     |
| Atlantic Coast Conference Championship.....   | 71-68-69=208.....-8.....t 3     |
| NCAA East Regional.....                       | 72-73-70=215.....+5.....t 17    |
| NCAA Championship.....                        | 70-73-68-73=284.....+4.....t 17 |

|   |                                  |
|---|----------------------------------|
| <b>2004-05</b>                                  |                                  |
| PING/Golfweek Preview Invitational.....         | 71-74-73=218.....+8.....t 24     |
| Jerry Pate National Intercollegiate.....        | 67-71-68=206.....-7.....t 3      |
| Isleworth Collegiate Invitational.....          | 74-70-70=214.....-2.....t 5      |
| Carpet Capital Collegiate.....                  | 73-74-75=222.....+6.....t 17     |
| Western Refining Collegiate All-American#.....  | 67-65-72=204.....-9.....t 1      |
| TaylorMade/Waikoloa Intercollegiate.....        | 68-69-66=203.....-13.....t 11    |
| Puerto Rico Classic.....                        | 70-71-70=211.....-5.....t 6      |
| Southern Highlands Collegiate Championship..... | 74-72-76=222.....+6.....t 25     |
| Oregon Duck Invitational.....                   | 74-69-74=217.....+1.....t 12     |
| Hooties at Bulls Bay Intercollegiate.....       | 76-75-75=226.....+10.....t 45    |
| Atlantic Coast Conference Championship.....     | 74-73-73=220.....+4.....t 10     |
| NCAA East Regional.....                         | 72-72-69=213.....E.....t 33      |
| NCAA Championship.....                          | 75-69-77-69=290.....+10.....t 27 |
| #individual event                               |                                  |

## CAMERON TRINGALE • LAGUNA NIGUEL, CALIF.

## Career Honors and Statistics

|                               |   |
|-------------------------------|---|
| GCAA All-American             | 2006 (2nd), 2007 (2nd), 2008 (HM), 2009 (1st) |
| GCAA All-America Scholar      | 2008, 2009                                    |
| All-Atlantic Coast Conference | 2006, 2007, 2008, 2009                        |
| Academic All-ACC              | 2007, 2008, 2009                              |
| ACC Academic Honor Roll       | 2007, 2008, 2009                              |
| U.S. Palmer Cup Team          | 2009  |

| Season        | Rounds     | Strokes     | LoRnd     | Par/-     | Events    | T10       | W-L             | Pct         | Avg          |
|---------------|------------|-------------|-----------|-----------|-----------|-----------|-----------------|-------------|--------------|
| 2005-06       | 37         | 2671        | 65        | 20        | 12        | 6         | 883-205         | .812        | 72.19        |
| 2006-07       | 37         | 2645        | 64        | 21        | 12        | 5         | 782-163         | .828        | 71.49        |
| 2007-08       | 32         | 2311        | 65        | 18        | 11        | 4         | 604-283         | .681        | 72.22        |
| 2008-09       | 33         | 2355        | 67        | 18        | 11        | 7         | 825-117         | .876        | 71.36        |
| <b>Totals</b> | <b>139</b> | <b>9982</b> | <b>64</b> | <b>77</b> | <b>46</b> | <b>22</b> | <b>3094-768</b> | <b>.801</b> | <b>71.81</b> |

## Career Collegiate Finishes

|   |                                |
|---|--------------------------------|
| <b>2005-06</b>                              |                                |
| PING/Golfweek Preview Invitational.....     | 75-77-69=221.....+5.....t 28   |
| Jerry Pate National Intercollegiate.....    | 73-67-67=207.....-6.....t 4    |
| Isleworth-UCF Collegiate Invitational.....  | 74-74-82=230.....+14.....t 45  |
| Carpet Capital Collegiate.....              | 79-69-74=222.....+6.....t 40   |
| UH Hilo Intercollegiate.....                | 65-67-70=202.....-11.....t 1   |
| Puerto Rico Classic.....                    | 70-70-78=218.....+2.....t 27   |
| Southern Highlands Collegiate.....          | 78-72-80=230.....+14.....t 30  |
| Morris Williams Intercollegiate.....        | 70-70-74=214.....-2.....t 8    |
| The United States Intercollegiate.....      | 72-77-73=222.....+6.....t 21   |
| Atlantic Coast Conference Championship..... | 69-65-72=206.....-10.....t 1   |
| NCAA Central Regional.....                  | 71-71-72=214.....+1.....t 4    |
| NCAA Championship.....                      | 73-70-68-74=285.....-3.....t 8 |

|  |                                |
|--|--------------------------------|
| <b>2006-07</b>                                   |                                |
| Carpet Capital Collegiate.....                   | 73-74-66=213.....-3.....t 19   |
| Olympia Fields/Fighting Illini Invitational..... | 74-76-69=219.....+3.....t 13   |
| PING/Golfweek Preview Invitational.....          | 73-74-68=215.....+5.....t 31   |
| Isleworth-UCF Collegiate Invitational.....       | 70-77-77=224.....+8.....t 25   |
| Western Refining College All-America.....        | 77-67-70=214.....+1.....t 22   |
| UH Hilo Intercollegiate.....                     | 64-64-73=201.....-9.....t 5    |
| Puerto Rico Classic.....                         | 71-70-74=215.....-1.....t 17   |
| Southern Highlands Collegiate.....               | 73-70-76=219.....+3.....t 10   |
| United States Collegiate Championship.....       | 72-77-72=221.....+5.....t 8    |
| Atlantic Coast Conference Championship.....      | 72-68-69=209.....-7.....t 2    |
| NCAA East Regional.....                          | 67-70-80=217.....+1.....t 14   |
| NCAA Championship.....                           | 67-68-69-74=278.....-2.....t 9 |

|   |                               |
|---|-------------------------------|
| <b>2007-08</b>                              |                               |
| Carpet Capital Collegiate.....              | 77-84-75=236.....+20.....t 82 |
| Brickyard Collegiate Championships.....     | 70-68-68=206.....-10.....t 3  |
| Isleworth CF Collegiate.....                | 74-72-72=218.....+2.....t 23  |
| Western Refining All-American Classic#..... | 74-73-69=216.....+3.....t 24  |
| UH Hilo Invitational.....                   | 65-67-68=200.....-10.....t 4  |
| Puerto Rico Classic.....                    | 74-73-70=217.....+1.....t 17  |
| Southern Highlands Collegiate.....          | 71-69-76=216.....E.....t 7    |
| United States Collegiate Championship.....  | 69-71-73=213.....-3.....t 5   |
| Administrative ASU Invitational.....        | 71-74=145.....+1.....t 27     |
| Atlantic Coast Conference Championship..... | 71-72-69=212.....-4.....t 13  |
| NCAA Central Regional.....                  | 80-74-78=232.....+19.....t 89 |

## #individual event

|   |                               |
|---|-------------------------------|
| <b>2008-09</b>                              |                               |
| Carpet Capital Collegiate.....              | 75-73-67=215.....-1.....t 7   |
| PING/Golfweek Preview Invitational.....     | 75-67-72=214.....+1.....t 13  |
| Brickyard Collegiate Championship.....      | 67-75-69=211.....+1.....t 1   |
| Isleworth-UCF Collegiate.....               | 71-72-75=218.....+2.....t 10  |
| UH-Hilo Intercollegiate.....                | 74-73-67=214.....-2.....t 10  |
| Puerto Rico Classic.....                    | 70-75-70=215.....-1.....t 21  |
| Southern Highlands Collegiate.....          | 67-70-68=205.....-11.....t 1  |
| United States Collegiate Championship.....  | 73-79-75=227.....+11.....t 41 |
| Atlantic Coast Conference Championship..... | 67-69-71=207.....-9.....t 3   |
| NCAA Central Regional.....                  | 69-74-71=215.....-2.....t 3   |
| NCAA Championship.....                      | 74-67-74=214.....+2.....t 18  |
| #individual event                           |                               |

## ALL-TIME GREATS

## MATT WEIBRING • PLANO, TEXAS

## Career Honors and Statistics

|                               |                       |
|-------------------------------|-----------------------|
| GCAA All-American             | 2000 (HM), 2002 (3rd) |
| All-Atlantic Coast Conference | 2002                  |
| ACC Academic Honor Roll       | 2001                  |

| Season        | Rounds     | Strokes     | LoRnd     | Par/-     | Events    | T10      | W-L             | Pct         | Avg          |
|---------------|------------|-------------|-----------|-----------|-----------|----------|-----------------|-------------|--------------|
| 1998-99       | 9          | 684         | 74        | -         | 3         | -        | 96-132          | .421        | 76.00        |
| 1999-00       | 25         | 1824        | 67        | 11        | 8         | 1        | 476-247         | .658        | 72.96        |
| 2000-01       | 35         | 2581        | 68        | 17        | 12        | 1        | 678-376         | .643        | 73.74        |
| 2001-02       | 34         | 2459        | 65        | 17        | 11        | 5        | 728-230         | .760        | 72.32        |
| <b>Totals</b> | <b>103</b> | <b>7548</b> | <b>65</b> | <b>45</b> | <b>34</b> | <b>7</b> | <b>1978-985</b> | <b>.668</b> | <b>73.28</b> |

## Career Tournament Results

|  |                 |      |      |  |  |  |  |  |  |
|--|-----------------|------|------|--|--|--|--|--|--|
| <b>1998-99</b>                         |                 |      |      |  |  |  |  |  |  |
| PING/Golfweek Preview Invitational     | 80-78-75=233    | t 49 |      |  |  |  |  |  |  |
| Duke Golf Classic                      | 74-75-77=226    | t 49 |      |  |  |  |  |  |  |
| Chris Schenkel Invitational            | 75-75-75=225    | t 37 |      |  |  |  |  |  |  |
| <b>1999-2000</b>                       |                 |      |      |  |  |  |  |  |  |
| PING/Golfweek Preview Invitational     | 73-71-71=215    | t 12 |      |  |  |  |  |  |  |
| Carpet Capital Collegiate              | 74-76-80=230    | t 60 |      |  |  |  |  |  |  |
| Golf World Palmetto Invitational       | 73-70-71=214    | t 30 |      |  |  |  |  |  |  |
| Las Vegas Intercollegiate              | 73-71-76=220    | t 46 |      |  |  |  |  |  |  |
| U.S. Collegiate Championship           | 73-69-73=215    | t 14 |      |  |  |  |  |  |  |
| ACC Championship                       | 72-75-79=226    | t 31 |      |  |  |  |  |  |  |
| NCAA East Regional                     | 78-77-73=228    | t 56 |      |  |  |  |  |  |  |
| NCAA Championship                      | 71-71-67-67=276 | 6    |      |  |  |  |  |  |  |
| <b>2000-01</b>                         |                 |      |      |  |  |  |  |  |  |
| PING/Golfweek Preview Invitational     | 76-76=152       | t 44 |      |  |  |  |  |  |  |
| Carpet Capital Collegiate              | 71-73-82=226    | t 36 |      |  |  |  |  |  |  |
| Jerry Pate Intercollegiate             | 71-75-71=217    | t 27 |      |  |  |  |  |  |  |
| Golf World Invitational                | 69-70-74=213    | t 28 |      |  |  |  |  |  |  |
| Taylor Made/Waikoloa Intercollegiate   | 85-80-72=237    | t 67 |      |  |  |  |  |  |  |
| Puerto Rico Classic                    | 75-75-69=219    | t 15 |      |  |  |  |  |  |  |
| Las Vegas Intercollegiate              | 85-69-69=223    | t 33 |      |  |  |  |  |  |  |
| Morris Williams Intercollegiate        | 73-77=150       | t 37 |      |  |  |  |  |  |  |
| Ford U.S. Collegiate Championship      | 71-68-79=218    | t 16 |      |  |  |  |  |  |  |
| ACC Championship                       | 72-71-75=216    | t 12 |      |  |  |  |  |  |  |
| NCAA East Regional                     | 69-71-70=210    | t 10 |      |  |  |  |  |  |  |
| NCAA Championship                      | 76-78-75-71=300 | t 63 |      |  |  |  |  |  |  |
| <b>2001-02</b>                         |                 |      |      |  |  |  |  |  |  |
| PING/Golfweek Preview Invitational     | 74-77-76=227    | +14  | t 55 |  |  |  |  |  |  |
| Carpet Capital Collegiate              | 71-74-75=220    | +4   | t 17 |  |  |  |  |  |  |
| Jerry Pate National Intercollegiate    | 75-70-76=221    | +8   | t 28 |  |  |  |  |  |  |
| Long Cove Invitational                 | 73-70-69=212    | -1   | t 4  |  |  |  |  |  |  |
| TaylorMade/Waikoloa Intercollegiate    | 73-70-79=222    | +6   | t 37 |  |  |  |  |  |  |
| Puerto Rico Classic                    | 69-77-65=211    | -5   | t 4  |  |  |  |  |  |  |
| Callaway Golf Las Vegas Collegiate     | 77-70-71=218    | +2   | t 19 |  |  |  |  |  |  |
| PING/US Collegiate Championships       | 69-73-72=214    | -2   | t 7  |  |  |  |  |  |  |
| Atlantic Coast Conference Championship | 68-70-69=207    | -9   | t 2  |  |  |  |  |  |  |
| NCAA East Regional                     | 70-71-75=216    | E    | t 5  |  |  |  |  |  |  |
| NCAA Championships                     | 70-74-74-73=291 | +7   | t 63 |  |  |  |  |  |  |

## JAMES WHITE • ACWORTH, GA.

## Career Honors and Statistics

|                                 |                             |
|---------------------------------|-----------------------------|
| GCAA All-American               | 2011 (1st team), 2012 (3rd) |
| Byron Nelson Award recipient    | 2012                        |
| GCAA All-America Scholar        | 2011, 2012                  |
| CoSIDA Academic All-American    | 2012                        |
| All-Atlantic Coast Conference   | 2010, 2011, 2012            |
| ACC Scholar-Athlete of the Year | 2012                        |
| Academic All-ACC                | 2009, 2010, 2011, 2012      |
| ACC Academic Honor Roll         | 2009, 2010, 2011, 2012      |
| U.S. Palmer Cup Team            | 2012                        |

| Season        | Rounds     | Strokes     | LoRnd     | Par/-     | Events    | T10       | W-L             | WLPct       | Avg          |
|---------------|------------|-------------|-----------|-----------|-----------|-----------|-----------------|-------------|--------------|
| 2008-09       | 27         | 2019        | 68        | 7         | 9         | 2         | 324-440         | .424        | 74.78        |
| 2009-10       | 31         | 2244        | 67        | 12        | 11        | 2         | 746-238         | .758        | 72.39        |
| 2010-11       | 32         | 2290        | 62        | 19        | 11        | 8         | 765-107         | .877        | 71.56        |
| 2011-12       | 33         | 2349        | 66        | 24        | 11        | 5         | 726-126         | .852        | 71.18        |
| <b>Totals</b> | <b>123</b> | <b>8902</b> | <b>62</b> | <b>62</b> | <b>42</b> | <b>17</b> | <b>2561-911</b> | <b>.738</b> | <b>72.37</b> |

## Career Collegiate Finishes

|  |                 |     |       |  |  |  |  |  |  |
|--|-----------------|-----|-------|--|--|--|--|--|--|
| <b>2008-09</b>                         |                 |     |       |  |  |  |  |  |  |
| PING/Golfweek Preview Invitational     | 76-76-83=235    | +22 | t 71  |  |  |  |  |  |  |
| Brickyard Collegiate Championship      | 75-73-72=220    | +10 | t 28  |  |  |  |  |  |  |
| UH-Hilo Intercollegiate                | 80-77-72=229    | +13 | t 60  |  |  |  |  |  |  |
| Puerto Rico Classic                    | 68-70-70=208    | -8  | t 6   |  |  |  |  |  |  |
| Southern Highlands Collegiate          | 75-77-77=229    | +13 | t 57  |  |  |  |  |  |  |
| United States Collegiate Championshi   | 73-80-77=230    | +14 | t 55  |  |  |  |  |  |  |
| Atlantic Coast Conference Championship | 71-71-70=212    | -4  | t 6   |  |  |  |  |  |  |
| NCAA Central Regional                  | 75-75-76=226    | +10 | t 39  |  |  |  |  |  |  |
| NCAA Championship                      | 79-77-74=230    | +17 | t 127 |  |  |  |  |  |  |
| <b>2009-10</b>                         |                 |     |       |  |  |  |  |  |  |
| Mason Rudolph Intercollegiate          | 69-74=143       | +1  | t 30  |  |  |  |  |  |  |
| Brickyard Collegiate Championship      | 71-73=144       | E   | t 15  |  |  |  |  |  |  |
| UNCG Bridgestone Collegiate            | 73-73-67=213    | -3  | t 14  |  |  |  |  |  |  |
| Mauna Lani Invitational                | 78-70-67=215    | -1  | t 6   |  |  |  |  |  |  |
| Puerto Rico Classic                    | 69-71-71=211    | -5  | t 15  |  |  |  |  |  |  |
| Southern Highlands Collegiate Masters  | 75-79-73=227    | +11 | t 16  |  |  |  |  |  |  |
| Linger Longer Invitational             | 73-76-68=217    | +1  | t 7   |  |  |  |  |  |  |
| Wolfpack Intercollegiate               | 75-72-75=222    | +9  | t 32  |  |  |  |  |  |  |
| Atlantic Coast Conference Championship | 73-73-70=216    | E   | t 19  |  |  |  |  |  |  |
| NCAA Southeast Regional                | 71-72-72=215    | +5  | t 23  |  |  |  |  |  |  |
| NCAA Championship                      | 77-72-72=221    | +5  | t 72  |  |  |  |  |  |  |
| <b>2010-11</b>                         |                 |     |       |  |  |  |  |  |  |
| Carpet Capital Collegiate              | 71-74-74=219    | +3  | t 19  |  |  |  |  |  |  |
| PING/Golfweek Preview                  | 74-76-81=231    | +15 | t 43  |  |  |  |  |  |  |
| Brickyard Collegiate                   | 71-72-70=213    | -3  | t 8   |  |  |  |  |  |  |
| United States Collegiate Championship  | 62-70-72=204    | -12 | t 1   |  |  |  |  |  |  |
| Amer Ari Invitational                  | 72-66-71=209    | -7  | t 10  |  |  |  |  |  |  |
| Puerto Rico Classic                    | 69-69-68=206    | -10 | t 1   |  |  |  |  |  |  |
| Southern Highlands Collegiate Masters  | 74-74-68=216    | E   | t 5   |  |  |  |  |  |  |
| Yellow Jacket Classic                  | 75-76=151       | +7  | t 13  |  |  |  |  |  |  |
| Atlantic Coast Conference Championship | 72-73-68=213    | -3  | t 8   |  |  |  |  |  |  |
| NCAA East Regional                     | 73-71-68=212    | -4  | t 2   |  |  |  |  |  |  |
| NCAA Championship                      | 67-73-76=216    | E   | t 8   |  |  |  |  |  |  |
| NCAA Match Play                        | Mitch Krywulycz | W   | t 281 |  |  |  |  |  |  |
| <b>2011-12</b>                         |                 |     |       |  |  |  |  |  |  |
| Golfweek Conference Challenge          | 76-73-71=220    | +4  | t 18  |  |  |  |  |  |  |
| Brickyard Collegiate                   | 71-72-75=218    | +2  | t 14  |  |  |  |  |  |  |
| United States Collegiate Championship  | 69-72-76=217    | +1  | t 19  |  |  |  |  |  |  |
| Western Refining All-American Classic# | 68-71-69=208    | -5  | t 4   |  |  |  |  |  |  |
| Amer Ari Invitational                  | 70-70-68=208    | -8  | t 4   |  |  |  |  |  |  |
| Puerto Rico Classic                    | 70-66-72=208    | -8  | t 3   |  |  |  |  |  |  |
| Seminole Intercollegiate               | 68-68-70=206    | -7  | t 3   |  |  |  |  |  |  |
| Barona Collegiate Cup                  | 74-73-68=215    | -1  | t 27  |  |  |  |  |  |  |
| Gary Koch Invitational                 | 71-71-70=212    | -4  | t 5   |  |  |  |  |  |  |
| Atlantic Coast Conference Championship | 70-68-77=215    | -1  | t 16  |  |  |  |  |  |  |
| NCAA Norman Regional                   | 69-74-79=222    | +6  | t 24  |  |  |  |  |  |  |
| NCAA Match Play                        | Patrick Reed    | L   | 2-up  |  |  |  |  |  |  |
| #Individual event                      |                 |     |       |  |  |  |  |  |  |



# ALL-TIME TOURNAMENT CHAMPIONS

## 1927

Watts Gunn, National Collegiate Championship, Garden City, N.J. (match play)

## 1934

Charlie Yates, National Collegiate Championship, Cleveland, Ohio (match play)

## 1938

Tommy Barnes, Southern Intercollegiate, Athens, Ga. (score unknown)

## 1948

Albert Swann, Southeastern Conference Championship, Athens, Ga. (73)

## 1984-85

Bill McDonald, John Ryan Memorial, Durham, N.C. (67-69-72 – 208)  
Bill McDonald, Gator Bowl Intercollegiate, Jacksonville, Fla. (74-72-75 – 221)  
Bill McDonald, Iron Duke Classic, Durham, N.C. (73-68-71 – 212)  
Nacho Gervas, MacGregor Intercollegiate, Pickens, S.C. (69-72-73 – 214)  
Bob McDonnell, ACC Championship, Greensboro, N.C. (68-69-68 – 205)  
Bob McDonnell, Southern Intercollegiate, Athens, Ga. (70-67-69 – 206)

## 1985-86

Bob McDonnell, Miami National Collegiate, Miami, Fla. (71-70-70 – 211)  
Bill McDonald, Iron Duke Classic, Durham, N.C. (69-68-71 – 208)

## 1986-87

Jay Nichols, ImperialLakes Classic, Lakeland, Fla. (69-70 – 139)  
Charlie Rymer, Furman Invitational, Greenville, S.C. (68-74 – 142)

## 1987-88

Charlie Rymer, ImperialLakes Classic, Lakeland, Fla. (69-69-68 – 206)

## 1988-89

Charlie Rymer, Tournament of Champions, Knoxville, Tenn. (69-73-71 – 213)  
Charlie Rymer, Southern Intercollegiate, Athens, Ga. (74-74-67 – 215)

## 1989-90

Charlie Rymer (T1), Southern Intercollegiate, Athens, Ga. (69-70-69 – 208)

## 1990-91

David Duval, Furman Intercollegiate, Greenville, N.C. (70-68 – 138)  
David Duval (T1), ACC Championship, Rocky Mount, N.C. (67-70 – 138)  
Chan Reeves, NCAA East Regional, New Haven, Conn. (69-69-69 – 207)

## 1991-92

David Duval, John Hancock All-American, El Paso, Texas (67-72-67 – 206)  
David Duval, Cavalier Classic, Charlottesville, Va. (68-75-70 – 213)  
Jimmy Johnston, NCAA East Regional, Hamilton, N.Y. (72-67-70 – 209)

## 1992-93

David Duval (T1), UNLV Rebel Classic (71-70-67 – 208)  
Stewart Cink (T1), UNLV Rebel Classic (68-71-69 – 208)  
Jason Walters, Ping Arizona Collegiate (71-71-70 – 212)  
David Duval, ACC Championship, Rocky Mount, N.C. (70-69-67 – 206)  
David Duval, Cavalier Classic (73-69-72 – 214)  
David Duval, Perry Maxwell Collegiate, Ardmore, Okla. (68-70-70 – 207)

## 1993-94

Mikko Rantanen, NCAA Golf Challenge, Rio Grande, P.R. (73-72-70 – 215)  
Mikko Rantanen, ACC Championship, Rocky Mount, N.C. (71-72-66 – 209)

## 1994-95

Stewart Cink, Ping/Golfweek Preview Invitational, Columbus, Ohio (70-70 – 140)  
Stewart Cink, NCAA Golf Challenge, Rio Grande, P.R. (69-69-70 – 208)  
Stewart Cink, Carpet Capital Collegiate, Rocky Face, Ga. (74-65-73 – 212)  
Stewart Cink (T1), The Maxwell, Armore, Okla. (69-66-76 – 211)

## 1996-97

Matt Kuchar, Tennessee Tournament of Champions, Knoxville, Tenn. (70-67-69 – 206)  
Matt Kuchar, Furman Intercollegiate, Greenville, S.C. (69-70-70 – 209)

## 1997-98

Matt Kuchar, Puerto Rico Golf Classic, Rio Grande, P.R. (68-70-70 – 208)  
Bryce Molder (T1), Carpet Capital Collegiate, Rocky Face, Ga. (74-69-69 – 212)  
Matt Kuchar, NCAA East Regional, Dauluskie Island, S.C. (64-69-69 – 202)

## 1998-99

Carlton Forrester (T1), Waikoloa Intercollegiate, Kona, Hawaii (64-75-82 – 221)  
Matt Kuchar (T1), Waikoloa Intercollegiate, Kona, Hawaii (71-74-76 – 221)  
Bryce Molder (T1), Golf Digest Intercollegiate, Las Vegas, Nev. (70-69-69 – 208)  
Bryce Molder, Carpet Capital Collegiate, Rocky Face, Ga. (66-71-67 – 204)

## 1999-2000

Bryce Molder, Carpet Capital Collegiate, Rocky Face, Ga. (68-68-68 – 204)  
Matt Kuchar (T1), Savane College All-America Classic, El Paso, Texas (69-67-72 – 208)  
Bryce Molder (T1), Waikoloa Intercollegiate, Kona, Hawaii (66-69-73 – 208)  
Matt Kuchar (T1), Waikoloa Intercollegiate, Kona, Hawaii (68-69-71 – 208)  
Bryce Molder, ACC Championship, New London, N.C. (72-67-67 – 206)

## 2000-01

Bryce Molder, Ping/Golfweek Preview Invitational, Durham, N.C. (68-72 – 140)  
Bryce Molder, Jerry Pate National Collegiate, Birmingham, Ala. (67-62-67 – 196)  
Bryce Molder, Morris Williams Intercollegiate, Austin, Texas (67-68 – 135)

## 2001-02

Troy Matteson, Taylor Made/Waikoloa Intercollegiate, Kona, Hawaii (67-70-73 – 210)  
Troy Matteson, Puerto Rico Classic, Rio Grande, P.R. (69-65-71 – 205)  
Troy Matteson (T1), Las Vegas Collegiate, Las Vegas, Nev. (70-69-69 – 208)  
Troy Matteson, NCAA Championship, Columbus, Ohio (73-66-70-67 – 276)

## 2002-03

Troy Matteson (T1), Carpet Capital Collegiate, Rocky Face, Ga. (72-64-69 – 205)  
Troy Matteson, NCAA East Regional, Auburn, Ala. (68-67-66 – 201)

## 2004-05

Nicholas Thompson (T1), Western Refining Collegiate All-America Classic, El Paso, Texas (67-65-72 – 204)

## 2005-06

Cameron Tringale, UH-Hilo Intercollegiate, Waikoloa, Hawaii (65-67-70 – 202)  
Cameron Tringale, ACC Championship, New London, N.C. (69-65-72 – 206)

## 2006-07

Roberto Castro (T1), Puerto Rico Classic (68-70-71 – 209)

## 2007-08

Chesson Hadley, Carpet Capital Collegiate (65-69-74 – 208)

## 2008-09

Cameron Tringale, Brickyard Collegiate (67-75-69 – 211)  
Cameron Tringale, Southern Highlands Collegiate (67-70-68 – 205)

## 2009-10

Chesson Hadley, ACC Championship (69-66-71 – 206)

## 2010-11

James White, United States Collegiate Championship (62-70-72 – 204)  
James White, Puerto Rico Classic (69-69-68 – 206)  
Seth Reeves, Grub Mart Collegiate (76-71-66 - 213)  
Paul Haley, Yellow Jacket Classic (71-68 - 139)  
Paul Haley, ACC Championship (68-68-70 - 206)

## 2012-13

Bo Andrews (T1), Gary Koch Invitational (71-70-66 – 207)  
Anders Albertson, ACC Championship (66-67-68 – 201)

## 2013-14

Ollie Schniederjans (T1), Carpet Capital Collegiate (67-67-73 – 207)  
Seth Reeves, Tar Heel Intercollegiate (69-69-70 – 208)  
Seth Reeves (T1), Brickyard Collegiate (70-68-69 – 207)  
Ollie Schniederjans, United States Collegiate Championship (66-69-71 – 206)  
Ollie Schniederjans, Valspar Invitational at Floridian (67-67-67 – 201)  
Ollie Schniederjans (T1), Robert Kepler Intercollegiate (70-73-67 – 210)  
Ollie Schniederjans, ACC Championship (65-70-69 – 204)

## 2014-15

Ollie Schniederjans, Carpet Capital Collegiate (72-64-68 – 204)  
Anders Albertson, Robert Kepler Intercollegiate (71-67-70 – 208)  
Vincent Whaley, Robert Kepler Intercollegiate (71-67-70 – 208)  
Anders Albertson (T1), ACC Championship (67-69-69 – 205)

## Career Victories

| Name   | Total | Reg | Post |
|--|-------|-----|------|
| Bryce Molder (1998-2001)                                     | 9     | 8   | 1    |
| David Duval (1990-93)  | 8     | 6   | 2    |
| Matt Kuchar (1997-2000)                                      | 7     | 6   | 1    |
| Ollie Schniederjans (2011-15)                                | 6     | 5   | 1    |
| Troy Matteson (2000-2003)                                    | 6     | 4   | 2    |
| Stewart Cink (1992-95)                                       | 5     | 5   | -    |
| Charlie Rymer (1987-90)                                      | 5     | 5   | -    |
| Bill McDonald (1985-88)                                      | 4     | 4   | -    |
| Cameron Tringale (2006-09)                                   | 4     | 3   | 1    |
| Bob McDonnell (1983-86)                                      | 3     | 2   | 1    |
| Seth Reeves (2010-14)  | 3     | 3   | -    |
| Anders Albertson (2011-15)                                   | 3     | 1   | 2    |
| Mikko Rantanen (1993-94)                                     | 2     | 1   | 1    |
| Chesson Hadley (2006-10)                                     | 2     | 1   | 1    |
| Paul Haley (2008-11)   | 2     | 1   | 1    |
| James White (2009-12)  | 2     | 2   | -    |
| Vincent Whaley (2013-17)                                     | 2     | 2   | -    |
| Luke Schniederjans (2016-present)                            | 2     | 2   | -    |
| Jimmy Johnston (1991-92)                                     | 1     | -   | 1    |
| Chan Reeves (1988-91)  | 1     | -   | 1    |
| Albert Swann, Jr. (1948-49)                                  | 1     | -   | 1    |
| Tommy Barnes (1950, '56-57)                                  | 1     | 1   | -    |
| Carlton Forrester (1997-2000)                                | 1     | 1   | -    |
| Nacho Gervas (1984-87)                                       | 1     | 1   | -    |
| Jay Nichols (1984-87)  | 1     | 1   | -    |
| Nicholas Thompson (2002-05)                                  | 1     | 1   | -    |
| Jason Walters (1993-96)                                      | 1     | 1   | -    |
| Roberto Castro (2004-07)                                     | 1     | 1   | -    |
| Bo Andrews (2009-14)   | 1     | 1   | -    |
| Jacob Joiner (2014-18)                                       | 1     | 1   | -    |
| Tyler Strafaci (2016-present)                                | 1     | 1   | -    |
| Chris Petefish (2014-18)                                     | 1     | 1   | -    |
| <i>Reg = regular-season</i>                                  |       |     |      |
| <i>Post = conference, NCAA regional or NCAA championship</i> |       |     |      |

## 2015-16

Jacob Joiner, Carpet Capital Collegiate (66-74-72 – 212)  
Vincent Whaley, Clemson Invitational (70-67-71 – 208)

## 2016-17

Luke Schniederjans, Carpet Capital Collegiate (69-66-70 – 205)  
Luke Schniederjans, Puerto Rico Classic (68-73-65 – 206)  
Tyler Strafaci, Valspar Collegiate Invitational (73-69-69 – 211)

## 2018-19

Chris Petefish, General James Hackler Championship (72-68-69 – 209)

No individual victories in 1995-96, 2003-04 or 2011-12

*\*Lost in a playoff for medalist honors, and is not counted among his official victories. All other (T1) denote title was shared or the playoff was won.*

## ALL-TIME LETTERWINNERS

## A

|                         |             |
|-------------------------|-------------|
| Albertson, Anders R.    | 2012-15     |
| Albright, John R.       | 1965        |
| Allen, Silas L., III    | 1970-71     |
| Allen, Thomas J., III   | 1969        |
| Anderson, Robert F.     | 1995-96     |
| Andrews, Alexander (Bo) | 2010, 12-14 |
| Arnold, John N.         | 1950-52     |

## B

|                         |             |
|-------------------------|-------------|
| Bachman, Tommie H.      | 1950-52     |
| Baker, Gordon B., Jr.   | 1961-63     |
| Bailes, Charles E.      | 1974        |
| Baird, Michael J.       | 1991-92     |
| Barbosa, Michael L.     | 2003-06     |
| Barker, Shawn C.        | 1981, 83    |
| Barnes, Edward T., Jr.  | 1950, 56-57 |
| Barnes, Robert B.       | 1947        |
| Beach, George D.        | 1960        |
| Beautell, Carlos L.     | 1992-95     |
| Beer, Joseph L.         | 1970        |
| Blalock, William P.     | 1973        |
| Bowden, Bicknel E., III | 1977-79     |
| Bowden, Daniel K.       | 2007-08     |
| Brown, Frank A., Jr.    | 1969-70     |
| Busch, Ronald L.        | 1970-72     |

## C

|                          |             |
|--------------------------|-------------|
| Carroll, Bradley G.      | 1996        |
| Cassini, Nick            | 1997        |
| Castro, Roberto M.       | 2004-07     |
| Cates, George E.         | 1959        |
| Cavin, John M.           | 1964-66     |
| Cheek, Edwin W.          | 1968        |
| Cink, Stewart E.         | 1992-95     |
| Clark, James C.          | 2015-17     |
| Clark, M. Michael, II    | 1988-91     |
| Clark, William D.        | 1947-48     |
| Clay, Gordon C.          | 1946-49     |
| Clay, J.P.               | 1946        |
| Cleveland, James R., Jr. | 1958-60     |
| Cochran, James H.        | 1982        |
| Cohan, Adam R.           | 2006-09     |
| Coker, Donald R.         | 1961        |
| Cole, Don L.             | 1952        |
| Copeland, Morris R., Jr. | 1957-58     |
| Copeland, Roy D.         | 1960-61     |
| Cranford, Adam G.        | 2001-03     |
| Cress, Michael A., II    | 1994        |
| Cribb, Rembert T., Jr.   | 1969        |
| Cupit, Christopher       | 1987-88     |
| Czuchry, Drew            | 2012-13, 15 |

## D

|                     |         |
|---------------------|---------|
| Dixon, Joseph Lamar | 1986-87 |
| Dragoo, David C.    | 2006-09 |
| Dudley, Robert L.   | 1969    |
| Dudley, William E.  | 1966-68 |
| Duval, David R.     | 1990-93 |

*This is a list of Georgia Tech men's golf letterwinners since 1931, compiled through GTAA records, media guides and statistical records. Any errors or omissions regarding this list should be brought to the attention of Mike Stamus, golf communications contact, at [mstamus@athletics.gatech.edu](mailto:mstamus@athletics.gatech.edu). See page 1 for contact information.*

## E

|                          |         |
|--------------------------|---------|
| Edge, Arthur B., III     | 1954    |
| Edge, Edward W.          | 1953-56 |
| Edwards, Richard C.      | 1953-54 |
| Edwards, William V., Jr. | 1963-64 |
| Elliott, Randolph S.     | 1973-76 |
| Ervin, R.T.              | 1946    |
| Ethridge, Gene L.        | 1948    |
| Espy, Robert W., III     | 1972-73 |
| Ewing, Charles A.        | 1949    |
| Ewing, Morris M.         | 1959-61 |

## F

|                        |           |
|------------------------|-----------|
| Ferris, Henry A.       | 1951-52   |
| Filipowicz, Matthew J. | 1995      |
| Forward, Roy C.        | 1958      |
| Forrester, Carlton M.  | 1997-2000 |
| Fuller, Alan C.        | 1982-83   |

## G

|                       |               |
|-----------------------|---------------|
| Gervas, J. Ignacio    | 1984-87       |
| Green, Thomas H., Jr. | 1946-49       |
| Griffin, John Tyler   | 2008-09-10-11 |
| Gurley, Paul D.       | 1947          |
| Guyton, Alan B.       | 1970-71       |

## H

|                          |             |
|--------------------------|-------------|
| Hadley, Chesson T.       | 2007-10     |
| Hailey, Charles D.       | 1974-76     |
| Hak, Shun Yat            | 2013        |
| Haley, Paul D. II        | 2008, 10-11 |
| Haley, Robert L., III    | 1979-81     |
| Hall, Taylor A.          | 2006-09     |
| Harrison, Charles W.     | 1950-52     |
| Haynie, Seth R.          | 1947        |
| Henry, George W., Jr.    | 1965-67     |
| Heyward, J.S.            | 1970        |
| Hill, Gabriel C., III    | 1954-57     |
| Hines, Michael P.        | 2013, 15-17 |
| Hocking, Nelson W.       | 1947        |
| Holroyd, Francis L., III | 1989        |
| Hopson, David B.         | 1982-85     |
| Hopson, Steven M.        | 1976-77     |
| Horak, Robert H.         | 1962, 64    |
| Houillion, Edward L.     | 1970-73     |
| Howell, Homer S.         | 1949-51     |
| Huges, Marvin L.         | 1969        |
| Hulseay, Samuel M.       | 1992, 94-96 |
| Humphreys, Roy W.        | 1960, 62    |
| Hunter, Richard L., Jr.  | 1972-73     |

## I

|                       |         |
|-----------------------|---------|
| Isehour, John H., III | 1987-90 |
|-----------------------|---------|

## J

|                         |          |
|-------------------------|----------|
| Johnson, Charles M.     | 1975, 77 |
| Johnson, George D., Jr. | 1954-57  |
| Johnson, James D.       | 1979-80  |
| Johnson, Lynwood A.     | 1953-55  |
| Johnson, Roger B.       | 1956-58  |
| Johnston, H. James      | 1991-92  |
| Johnston, Thomas C.     | 1993     |
| Joiner, Jacob M.        | 2015-18  |
| Joiner, Tyler P.        | 2016-18  |
| Jones, W.C.             | 1950     |
| Jordan, Thomas G.       | 2003-06  |

## K

|                    |           |
|--------------------|-----------|
| Kite, Larry L.     | 1964      |
| Kuchar, Matthew G. | 1997-2000 |

## L

|                         |           |
|-------------------------|-----------|
| LaClair, Huston L., Jr. | 1949-51   |
| Landrey, Frank E.       | 1961-63   |
| Lane, Joseph H.         | 1962-63   |
| Larsen, Kevin B.        | 2004-07   |
| Latimer, Wes D.         | 1998-2001 |
| Leach, William O., Jr.  | 1958-60   |
| Lowe, Joe F., Jr.       | 1978      |
| Lowery, Joseph M.       | 1979-81   |

## M

|                           |               |
|---------------------------|---------------|
| Maddox, John R.           | 1953-55       |
| Manly, Frank W.           | 1947          |
| Mann, R.S.                | 1946          |
| Marks, Eugene D.          | 1953          |
| Martin, Jon S.            | 1963          |
| Massar, Terry A.          | 1965          |
| Mathews, Harry T.         | 1956-57       |
| Matteson, Troy J.         | 2000-03       |
| McCommon, Clayton J.      | 1947          |
| McDonald, William R.      | 1985-88       |
| McDonnell, Robert P.      | 1983-86       |
| McWilliams, Leonard M.    | 1967-69       |
| Mikkelsen, Kris K.        | 1999-2002     |
| Mize, Larry H.            | 1978-79       |
| Milam, Jay E.             | 1949, 52      |
| Miller, William R.        | 2009-10-11-12 |
| Millington, Edgar N., Jr. | 1982          |
| Molder, Bryce W.          | 1998-2001     |
| Moore, Richard P.         | 1968          |
| Muir, Robert C.           | 1979          |
| Mullin, Andrew S.         | 1959          |
| Muniz, Mauricio O.        | 1995-98       |

## N

|                      |         |
|----------------------|---------|
| Newton, Brian P.     | 1994-98 |
| Nichols, Jonathan P. | 1984-87 |
| Nicklaus, Michael S. | 1994-95 |
| Nunn, Samuel A., Jr. | 1958-59 |
| Norton, Noah R.      | 1958-59 |

## O

|                     |         |
|---------------------|---------|
| Ogletree, J. Andrew | 2017-18 |
|---------------------|---------|

## P

|                            |             |
|----------------------------|-------------|
| Park, Roderick             | 1985        |
| Pearson, Michael E.        | 1996-99     |
| Perry, Donald G., Jr.      | 1966-67, 69 |
| Perry, John W.             | 1975-77     |
| Petefish, Christopher R.H. | 2015-18     |
| Pisciotta, Michael V.      | 2015-18     |
| Ploeger, William D.        | 1960-62     |
| Pritchett, William A.      | 1948-49     |

## Q

|                       |         |
|-----------------------|---------|
| Quirk, Joseph E., III | 1977-79 |
|-----------------------|---------|

## R

|                     |          |
|---------------------|----------|
| Raney, Ben T.       | 1979-81  |
| Rantanen, Mikko P.  | 1993-94  |
| Reeves, Chan        | 1988-91  |
| Reeves, Seth A.     | 2011-14  |
| Retzliff, Steven F. | 1976     |
| Rich, Jett          | 1987     |
| Riddle, Richard B.  | 1980-81  |
| Robbins, Eugene F.  | 1953     |
| Rollins, H. Wyatt   | 1992, 94 |
| Rosenberg, Barry J. | 1974     |
| Rowley, David J.    | 1989     |
| Rudolph, Jacob C.   | 1952     |
| Rymer, Charles C.   | 1987-90  |

## S

|                         |          |
|-------------------------|----------|
| Sams, Robert B.         | 1971-74  |
| Sams, T.A.              | 1971     |
| Sanders, Randall P.     | 1970     |
| Sands, James U.         | 1964, 66 |
| Schniederjans, Luke C.  | 2017-18  |
| Schniederjans, Ollie F. | 2012-15  |
| Scott, Isaac A.         | 1946-47  |
| Scott, Kyle R.          | 2010-11  |
| Sears, Carl L.          | 1963-65  |
| Shaw, Thomas R., Jr.    | 1990-91  |
| Sibley, William H., Jr. | 1953-54  |
| Smith, Campbell         | 1952     |
| Smith, Dan J.           | 1958-59  |
| Smith, Frasier M.       | 1967-68  |
| Snyder, Kenneth D., Jr. | 1975     |
| Song, Chan              | 2002-05  |
| Steinberg, Steven O.    | 1965-66  |
| Stover, Lance N.        | 1996     |
| Strafaci, Tyler E.      | 2017-18  |
| Sturhahn, Richard W.    | 1961     |
| Sutton, James D.        | 1956-59  |
| Swann, Albert J.        | 1974     |
| Swann, Albert J., Jr.   | 1948-49  |

## T

|                       |          |
|-----------------------|----------|
| Taylor, John A.       | 1947     |
| Terrell, Carter S.    | 1953-55  |
| Teuscher, James H.    | 1973, 76 |
| Thomas, Charles S.    | 1983-85  |
| Thomas, Joseph W.     | 1972-73  |
| Thompson, Nicholas D. | 2002-05  |
| Tringale, Cameron J.  | 2006-09  |
| Tuten, Henry W., Jr.  | 1955     |

## W

|                          |           |
|--------------------------|-----------|
| Walker, Nicholas M., Jr. | 1967-69   |
| Walters, Jason A.        | 1993-96   |
| Wang, Minghao            | 2009-13   |
| Weibring, Matthew K.     | 1999-2002 |
| Werenski, Richard R.     | 2011-14   |
| Whaley, Vincent C.       | 2014-17   |
| White, James E.          | 2009-12   |
| Williams, Davis E., Jr.  | 1946-47   |
| Williams, Don Q.         | 1984      |
| Wooley, Jeffrey W.       | 1982-83   |
| Wright, Boykin C., Jr.   | 1958      |

## Y

|                    |         |
|--------------------|---------|
| Yates, Charles R.  | 1931-34 |
| Yates, Daniel, Jr. | 1938-41 |



# INDIVIDUAL RECORDS

## SEASON

Most events played: 15, Stewart Cink and Mikko Rantanen, 1993-94

Most rounds: 46, Mikko Rantanen, 1993-94

Lowest stroke average: 69.43, Bryce Molder (35 rounds), 2000-01

Low round: 60, Bryce Molder, Golf World Invitational (3rd round), Nov. 5, 2000

Low tournament score (36 holes): 135, Bryce Molder, Morris Williams Intercollegiate, 2001 (rain-shortened)

Low tournament score (54 holes): 196, Bryce Molder, Jerry Pate Intercollegiate & Golf World Invitational, 2000

Low tournament score (72 holes): 273, Bryce Molder, NCAA Championship, 1998

Most rounds under par: 29, Ollie Schniederjans, 2013-14

Most rounds under 70: 20, Bryce Molder, 2000-01; Ollie Schniederjans, 2013-14

## CAREER

Most events played: 54, David Duval, 1989-93

Most rounds played: 162, David Duval, 1989-93

Lowest stroke average: 70.69, Bryce Molder, 1998-2001 (NCAA Record)

Most rounds under par: 90, Bryce Molder, 1998-2001

### Season Stroke Average By Class

|     |                     |         |       |
|-----|---------------------|---------|-------|
| Fr. | Bryce Molder        | 1997-98 | 70.95 |
| So. | Matt Kuchar         | 1997-98 | 70.80 |
| Jr. | Ollie Schniederjans | 2013-14 | 69.51 |
| Sr. | Bryce Molder        | 2000-01 | 69.43 |

### Rounds Played in One Year

|    |                |         |    |
|----|----------------|---------|----|
| 1. | Mikko Rantanen | 1993-94 | 46 |
| 2. | Stewart Cink   | 1993-94 | 45 |
| 3. | Brian Newton   | 1993-94 | 43 |
|    | Carlos Beutell | 1993-94 | 43 |
| 5. | David Duval    | 1992-93 | 41 |

### Rounds in the 60s in One Year

|     |                     |           |    |
|-----|---------------------|-----------|----|
| 1.  | Bryce Molder        | 2000-01   | 20 |
|     | Ollie Schniederjans | 2013-14   | 20 |
| 3.  | Ollie Schniederjans | 2014-15   | 18 |
| 4.  | Bryce Molder        | 1997-98   | 16 |
| 5.  | Bryce Molder        | 1998-99   | 15 |
|     | Roberto Castro      | 2004-05   | 15 |
| 7.  | Stewart Cink        | 1993-94   | 13 |
|     | Matt Kuchar         | 1999-2000 | 13 |
|     | Troy Matteson       | 2001-02   | 13 |
| 10. | David Duval         | 1992-93   | 12 |
|     | Bryce Molder        | 1999-2000 | 12 |
|     | Troy Matteson       | 2002-03   | 12 |
|     | Cameron Tringale    | 2006-07   | 12 |
|     | Anders Albertson    | 2014-15   | 12 |

### Top 10 Finishes in One Year

|    |                     |         |    |
|----|---------------------|---------|----|
| 1. | David Duval         | 1992-93 | 13 |
| 2. | Bryce Molder        | 2000-01 | 11 |
| 3. | Stewart Cink        | 1994-95 | 10 |
|    | Bryce Molder        | 1998-99 | 10 |
|    | Ollie Schniederjans | 2013-14 | 10 |
| 6. | David Duval         | 1989-90 | 9  |
|    | Stewart Cink        | 1993-94 | 9  |
|    | Matt Kuchar         | 1997-98 | 9  |
|    | Bryce Molder        | 1997-98 | 9  |
|    | Ollie Schniederjans | 2014-15 | 9  |

### Top 20 Finishes in One Year


|    |                     |           |    |
|----|---------------------|-----------|----|
| 1. | David Duval         | 1992-93   | 14 |
| 2. | Stewart Cink        | 1994-95   | 12 |
|    | Bryce Molder        | 2000-01   | 12 |
|    | Ollie Schniederjans | 2013-14   | 12 |
| 5. | David Duval         | 1989-90   | 11 |
|    | Stewart Cink        | 1993-94   | 11 |
|    | Matt Kuchar         | 1996-97   | 11 |
|    | Bryce Molder        | 1997-98   | 11 |
|    | Bryce Molder        | 1998-99   | 11 |
|    | Bryce Molder        | 1999-2000 | 11 |
|    | Matt Kuchar         | 1999-2000 | 11 |
|    | John-Tyler Griffin  | 2010-11   | 11 |



MATT KUCHAR



MIKKO RANTANEN



BRYCE MOLDER



STEWART CINK



DAVID DUVAL

## CAREER STROKE AVERAGE LEADERS

| Player (Years)                           | Rds. | Avg.  |
|--|------|-------|
| 1. Bryce Molder (1998-01)                | 147  | 70.69 |
| 2. Ollie Schniederjans (2012-15)         | 144  | 70.96 |
| 3. Anders Albertson (2012-15)            | 150  | 71.49 |
| <i>Luke Schniederjans (2017-present)</i> | 63   | 71.76 |
| 4. Cameron Tringale (2006-09)            | 140  | 71.80 |
| 5. David Duval (1990-93)                 | 162  | 71.82 |
| <i>Tyler Stratfai (2017-present)</i>     | 54   | 71.85 |
| 6. Matt Kuchar (1997-00)                 | 138  | 71.86 |
| 7. Roberto Castro (2004-07)              | 144  | 71.89 |
| 8. Troy Matteson (2000-03)               | 139  | 71.91 |
| 9. Nicholas Thompson (2002-05)           | 143  | 72.05 |
| 10. Chesson Hadley (2007-10)             | 107  | 72.37 |
| 11. James White (2009-12)                | 123  | 72.37 |
| 12. Stewart Cink (1992-95)               | 157  | 72.47 |
| 13. Kyle Scott (2009-11)                 | 62   | 72.47 |
| 14. Chris Petefish (2015-18)             | 111  | 72.67 |
| 15. Vincent Whaley (2014-17)             | 92   | 72.70 |
| 16. Chan Song (2002-05)                  | 146  | 72.75 |
| 17. Kris Mikkelsen (1999-02)             | 101  | 72.89 |
| 18. John-Tyler Griffin (2008-11)         | 122  | 72.94 |
| 19. Nacho Gervas (1984-87)               | 133  | 73.11 |
| 20. Jimmy Johnston (1991-92)             | 75   | 73.23 |
| 21. Mikko Rantanen (1993-94)             | 81   | 73.27 |
| 22. Matt Weibring (1999-02)              | 103  | 73.28 |
| 23. Carlton Forrester (1997-00)          | 127  | 73.30 |
| 24. Mike Barbosa (2003-06)               | 112  | 73.54 |
| 25. Kevin Larsen (2004-07)               | 135  | 73.62 |
| 26. Bob McDonnell (1982-86)              | 120  | 73.65 |
| 27. Charlie Rymer (1986-90)              | 146  | 73.72 |
| Bill McDonald (1984-88)                  | 125  | 73.72 |

Minimum two complete seasons played at Tech (\*NCAA Record)

## SEASON STROKE AVERAGE LEADERS

| Player (Year)                     | Rds. | Avg.  |
|-----------------------------------|------|-------|
| 1. Bryce Molder (2000-01)         | 35   | 69.43 |
| 2. Ollie Schniederjans (2013-14)  | 39   | 69.51 |
| 3. Ollie Schniederjans (2014-15)  | 37   | 70.51 |
| 4. Matt Kuchar (1999-2000)        | 34   | 70.65 |
| 5. David Duval (1992-93)          | 41   | 70.71 |
| 6. Bryce Molder (1999-2000)       | 36   | 70.72 |
| 7. Matt Kuchar (1997-98)          | 35   | 70.80 |
| 8. Roberto Castro (2004-05)       | 37   | 70.84 |
| 9. Bryce Molder (1997-98)         | 38   | 70.95 |
| 10. Anders Albertson (2012-13)    | 38   | 71.05 |
| 11. Stewart Cink (1994-95)        | 37   | 71.08 |
| 12. Chesson Hadley (2007-08)      | 32   | 71.09 |
| 13. Nicholas Thompson (2003-04)   | 36   | 71.17 |
| 14. James White (2011-12)         | 33   | 71.18 |
| 15. Troy Matteson (2002-03)       | 36   | 71.22 |
| 16. Tyler Strataci (2017-18)      | 30   | 71.30 |
| 17. Ollie Schniederjans (2012-13) | 35   | 71.31 |
| 18. Cameron Tringale (2008-09)    | 33   | 71.36 |
| 19. Anders Albertson (2011-12)    | 33   | 71.39 |
| 20. Troy Matteson (2001-02)       | 37   | 71.41 |
| 21. Noah Norton (2017-18)         | 30   | 71.43 |
| 22. Cameron Tringale (2006-07)    | 38   | 71.45 |
| 23. Anders Albertson (2014-15)    | 40   | 71.48 |
| 24. Chan Song (2004-05)           | 40   | 71.50 |
| 25. John-Tyler Griffin (2010-11)  | 35   | 71.54 |
| 26. James White (2010-11)         | 32   | 71.56 |
| 27. Bryce Molder (1998-99)        | 38   | 71.57 |
| 28. Stewart Cink (1993-94)        | 45   | 71.60 |
| 29. Kyle Scott (2010-11)          | 32   | 71.62 |
| 30. Nicholas Thompson (2004-05)   | 40   | 71.65 |
| 31. Luke Schniederjans (2017-18)  | 33   | 71.67 |
| 32. Roberto Castro (2006-07)      | 35   | 71.77 |
| 33. Chris Petefish (2017-18)      | 33   | 71.82 |
| 34. Roberto Castro (2003-04)      | 36   | 71.86 |
| 35. Andy Ogletree (2017-18)       | 33   | 71.88 |

Minimum 20 rounds played

## LOWEST INDIVIDUAL ROUNDS

| Player (Year)               | Score | Event   |
|-----------------------------|-------|---|
| 1. Bryce Molder (2000-01)   | 60    | Golf World Invitational                                 |
| 2. Bryce Molder (2000-01)   | 62    | Jerry Pate National                                     |
|                             | 62    | James White (2010-11) U.S. Collegiate Championship      |
|                             | 62    | Richy Werenski (2013-14) Puerto Rico Classic            |
|                             | 62    | Luke Schniederjans (2016-17) NCAA Stanford Regional     |
| 3. Mikko Rantanen (1993-94) | 63    | NCAA Championship                                       |
| 4. Nacho Gervas (1985-86)   | 64    | Schenkel Intercollegiate                                |
|                             | 64    | Matt Kuchar (1997-98) NCAA East Regional                |
|                             | 64    | Carlton Forrester (1998-99) Waikoloa Intercollegiate    |
|                             | 64    | Troy Matteson (1999-2000) U.S. Collegiate               |
|                             | 64    | Troy Matteson (2000-01) Jerry Pate Intercollegiate      |
|                             | 64    | Troy Matteson (2002-03) Carpet Capital                  |
|                             | 64    | Nicholas Thompson (2002-03) Augusta State Invitational  |
|                             | 64    | Nicholas Thompson (2003-04) Waikoloa Intercollegiate    |
|                             | 64    | Roberto Castro (2004-05) Waikoloa Intercollegiate       |
|                             | 64    | Cameron Tringale (2006-07) UH-Hilo Intercollegiate (2)  |
|                             | 64    | Ollie Schniederjans (2014-15) Carpet Capital Collegiate |
|                             | 64    | Tyler Joiner (2016-18) Carpet Capital Collegiate        |

\* Tied NCAA record

# INDIVIDUAL/TEAM RECORDS

## LOWEST 54-HOLE TOURNAMENT SCORES

| Rk  | Name                | Year | Score | Event                                  |
|-----|---------------------|------|-------|--|
| 1.  | Bryce Molder        | 2000 | 196   | Jerry Pate National Collegiate         |
|     | Bryce Molder        | 2000 | 196   | Golf World Invitational                |
| 3.  | Roberto Castro      | 2005 | 199   | Waikoloa Intercollegiate               |
|     | Roberto Castro      | 2007 | 199   | UH Hilo Invitational                   |
|     | Ollie Schniederjans | 2014 | 199   | Warrior Makai Princeville Invitational |
| 6.  | Cameron Tringale    | 2008 | 200   | UH Hilo Invitational                   |
|     | Anders Albertson    | 2014 | 200   | Warrior Makai Princeville Invitational |
| 8.  | Troy Matteson       | 2003 | 201   | NCAA East Regional                     |
|     | Cameron Tringale    | 2007 | 201   | UH Intercollegiate                     |
|     | Ollie Schniederjans | 2014 | 201   | Valspar Invitational                   |
| 10. | Matt Kuchar         | 1998 | 202   | NCAA East Regional                     |
|     | Nicholas Thompson   | 2002 | 202   | Nelson Invitational                    |
|     | Cameron Tringale    | 2006 | 202   | Waikoloa Intercollegiate               |
|     | Ollie Schniederjans | 2014 | 202   | Jerry Pate National Collegiate         |
| 14. | Bryce Molder        | 2001 | 203   | NCAA East Regional                     |
|     | Nicholas Thompson   | 2005 | 203   | Waikoloa Intercollegiate               |
|     | Chan Song           | 2005 | 203   | Waikoloa Intercollegiate               |
|     | Chesson Hadley      | 2008 | 203   | UH Hilo Invitational                   |
| 18. | Bryce Molder        | 1999 | 204   | Carpet Capital Collegiate (S)          |
|     | Bryce Molder        | 1999 | 204   | Carpet Capital Collegiate (F)          |
|     | Nicholas Thompson   | 2004 | 204   | Western Refining All-American          |
|     | James White         | 2010 | 204   | United States Collegiate Championship  |
|     | John-Tyler Griffin  | 2010 | 204   | Western Refining All-American          |
|     | Anders Albertson    | 2013 | 204   | Western Refining All-American          |
|     | Ollie Schniederjans | 2014 | 204   | ACC Championship                       |

## LOWEST NCAA CHAMPIONSHIP SCORES (72 holes)

|    |                  |      |     |                   |
|----|------------------|------|-----|-------------------|
| 1. | Bryce Molder     | 1998 | 273 | Albuquerque, N.M. |
| 2. | Chesson Hadley   | 2007 | 275 | Williamsburg, Va. |
| 3. | Matt Kuchar      | 1998 | 276 | Albuquerque, N.M. |
|    | Matt Weibring    | 2000 | 276 | Opelika, Ala.     |
|    | Troy Matteson    | 2002 | 276 | Columbus, Ohio    |
| 6. | Cameron Tringale | 2007 | 278 | Williamsburg, Va. |
| 7. | David Duval      | 1993 | 279 | Lexington, Ky.    |
|    | Roberto Castro   | 2005 | 279 | Owings Mills, Md. |

## LOWEST NCAA CHAMPIONSHIP SCORES (54 holes)

|     |                     |      |     |                   |
|-----|---------------------|------|-----|-------------------|
| 1.  | Ollie Schniederjans | 2014 | 204 | Hutchinson, Kan.  |
| 2.  | Ollie Schniederjans | 2013 | 205 | Milton, Ga.       |
| 3.  | Seth Reeves         | 2013 | 206 | Milton, Ga.       |
|     | Seth Reeves         | 2014 | 206 | Hutchinson, Kan.  |
| 5.  | Anders Albertson    | 2013 | 209 | Milton, Ga.       |
| 6.  | Shun Yat Hak        | 2013 | 210 | Milton, Ga.       |
| 7.  | Paul Haley          | 2010 | 212 | Ooltewah, Tenn.   |
| 8.  | Chesson Hadley      | 2010 | 213 | Ooltewah, Tenn.   |
| 9.  | John-Tyler Griffin  | 2010 | 215 | Ooltewah, Tenn.   |
| 10. | James White         | 2011 | 216 | Stillwater, Okla. |

## LOWEST NCAA REGIONAL SCORES

|    |                     |      |     |                         |
|----|---------------------|------|-----|-------------------------|
| 1. | Troy Matteson       | 2003 | 201 | Auburn, Ala.            |
| 2. | Matt Kuchar         | 1998 | 202 | Daufuskie Island, S.C.  |
| 3. | Bryce Molder        | 2001 | 203 | Williamsburg, Va.       |
| 4. | Bryce Molder        | 1998 | 206 | Daufuskie Island, S.C.  |
|    | Ollie Schniederjans | 2014 | 206 | Raleigh, N.C.           |
| 5. | Chan Reeves         | 1991 | 207 | New Haven, Conn.        |
|    | Roberto Castro      | 2005 | 207 | Kingston Springs, Tenn. |
|    | Chan Song           | 2005 | 207 | Kingston Springs, Tenn. |
|    | Seth Reeves         | 2014 | 207 | Raleigh, N.C.           |

## LOWEST ACC CHAMPIONSHIP SCORES

|     |                     |      |      |                        |
|-----|---------------------|------|------|------------------------|
| 1.  | Anders Albertson    | 2013 | 201* | New London, N.C.       |
| 2.  | Bob McDonnell       | 1985 | 205  | Greensboro, N.C.       |
|     | Bryce Molder        | 2001 | 205  | Lake Buena Vista, Fla. |
|     | Anders Albertson    | 2015 | 205  | New London, N.C.       |
| 5.  | David Duval         | 1993 | 206  | Rocky Mount, N.C.      |
|     | Bryce Molder        | 2000 | 206  | New London, N.C.       |
|     | Cameron Tringale    | 2006 | 206  | New London, N.C.       |
|     | Chesson Hadley      | 2010 | 206  | New London, N.C.       |
|     | Paul Haley          | 2011 | 206  | New London, N.C.       |
|     | Ollie Schniederjans | 2014 | 204  | New London, N.C.       |
| 11. | Matt Kuchar         | 1998 | 207  | New London, N.C.       |
|     | Matt Weibring       | 2002 | 207  | New London, N.C.       |
|     | Nicholas Thompson   | 2002 | 207  | New London, N.C.       |
|     | Cameron Tringale    | 2009 | 207  | New London, N.C.       |
|     | Chesson Hadley      | 2009 | 207  | New London, N.C.       |
|     | Kyle Scott          | 2011 | 207  | New London, N.C.       |
|     | Ollie Schniederjans | 2015 | 207  | New London, N.C.       |

\*Tournament record

## Team Records

Most tournament wins, season: 7 in 2001-02

Most events, season: 14 in 1990-91, 1993-94

Most rounds played, season: 43, 1993-94

Low round: 262 (-26), Waikoloa Intercollegiate, 2005

Low 54-hole score: 808 (-56), Waikoloa Intercollegiate, 2005

Low 72-hole score: 1116, NCAA Championship, 2000

Largest margin of victory: 27, United States Collegiate Championship, 2010

## Lowest Team Rounds

|     |  |      |
|-----|--|------|
| 262 | Waikoloa Intercollegiate                 | 2005 |
| 265 | UH-Hilo Invitational                     | 2007 |
| 267 | ACC Championship                         | 2006 |
| 268 | Waikoloa Intercollegiate                 | 2006 |
| 270 | Waikoloa Intercollegiate                 | 1999 |
| 270 | ACC Championship                         | 2012 |
| 270 | Amer Ari Invitational                    | 2014 |
| 271 | ACC Championship                         | 2002 |
| 271 | Jerry Pate National                      | 2000 |
| 271 | United States Collegiate Championship    | 2010 |
| 272 | Waikoloa Intercollegiate                 | 2004 |
| 272 | Gary Koch/Cleveland Golf Intercollegiate | 2003 |
| 272 | Augusta State Invitational               | 2003 |
| 272 | Golf World Invitational                  | 2000 |
| 272 | UH Hilo Invitational                     | 2007 |
| 272 | UH Hilo Invitational                     | 2008 |
| 272 | NCAA Southeast Regional                  | 2010 |
| 272 | ACC Championship                         | 2011 |
| 272 | ACC Championship                         | 2013 |
| 272 | NCAA Raleigh Regional                    | 2014 |
| 272 | DICK'S Sporting Goods Challenge Cup      | 2014 |
| 272 | Warrior Princeville Makai Invitational   | 2014 |
| 273 | Las Vegas Intercollegiate                | 2001 |
| 273 | ACC Championship                         | 2014 |
| 273 | Warrior Princeville Makai Invitational   | 2014 |
| 273 | NCAA Stanford Regional                   | 2017 |

## Lowest Total Tournament Score for 54 Holes

|     |  |      |
|-----|--|------|
| 808 | Waikoloa Intercollegiate               | 2005 |
| 809 | Warrior Princeville Makai Invitational | 2014 |
| 818 | UH Hilo Invitational                   | 2007 |
| 823 | Puerto Rico Classic                    | 2014 |
| 825 | Waikoloa Intercollegiate               | 2006 |
| 925 | NCAA Raleigh Regional                  | 2014 |
| 826 | UH Hilo Invitational                   | 2008 |
| 828 | Jerry Pate National                    | 2005 |
| 829 | Golf World Invitational                | 2000 |
| 829 | Puerto Rico Classic                    | 2002 |
| 829 | Jerry Pate National Collegiate         | 2004 |
| 830 | Seminole Intercollegiate               | 2012 |
| 830 | NCAA Championship                      | 2013 |
| 831 | ACC Championship                       | 2011 |
| 833 | ACC Championship                       | 2006 |
| 834 | Puerto Rico Classic                    | 1999 |
| 835 | Jerry Pate National                    | 2000 |
| 835 | NCAA East Regional                     | 1998 |
| 836 | United States Collegiate Championship  | 2010 |
| 836 | Seminole Intercollegiate               | 2017 |
| 837 | ACC Championship                       | 2002 |
| 837 | ACC Championship                       | 2012 |
| 837 | Amer Ari Invitational                  | 2014 |
| 837 | Valspar Invitational                   | 2014 |
| 838 | U.S. Collegiate Championship           | 2000 |
| 839 | Southern Intercollegiate               | 1985 |
| 839 | Brickyard Collegiate                   | 2013 |
| 839 | ACC Championship                       | 2014 |
| 841 | Golf World Palmetto Dunes              | 1999 |
| 841 | Waikoloa Intercollegiate               | 2004 |
| 841 | Brickyard Collegiate                   | 2007 |
| 841 | ACC Championship                       | 2010 |
| 841 | Puerto Rico Classic                    | 2011 |
| 841 | NCAA Championship                      | 2014 |

## Largest Victory Margins

|    |   |      |
|----|---|------|
| 27 | United States Collegiate Championship (836) | 2010 |
| 25 | Puerto Rico Classic (829)                   | 2002 |
| 24 | Las Vegas Intercollegiate (844)             | 2001 |
| 21 | Southern Intercollegiate (839)              | 1985 |
| 20 | ACC Championship (831)                      | 2011 |
| 20 | Tar Heel Intercollegiate (842)              | 2013 |
| 18 | Robert Kepler Invitational (858)            | 2014 |
| 17 | Waikoloa Intercollegiate (893)              | 1999 |
| 17 | NCAA Raleigh Regional (825)                 | 2014 |
| 16 | Southern Intercollegiate (847)              | 1989 |
| 16 | Long Cove Invitational (855)                | 2001 |
| 16 | Robert Kepler Invitational (848)            | 2015 |



# ACC CHAMPIONSHIP SUMMARIES

## 1979 — Greensboro, N.C.

The Cardinal Golf Club

8th (1188)

Strokes Off Lead/Par: -78/+108

|                    |    |    |    |     |     |     |
|--------------------|----|----|----|-----|-----|-----|
| Larry Mize .....   | 79 | 74 | 75 | 228 | +12 | t19 |
| Jody Lowery .....  | 73 | 85 | 77 | 235 | +19 | t37 |
| Scott Muir .....   | 79 | 78 | 80 | 237 | +21 | 44  |
| Robert Haley ..... | 84 | 78 | 80 | 242 | +26 | 49  |
| Doug Johnson ..... | 80 | 77 | 79 | 246 | +30 | t50 |
| Mark Donohue ..... | 78 | 84 | 86 | 248 | +32 | t53 |
| Joe Lowe .....     | 84 | 87 | 78 | 249 | +33 | 55  |

## 1980 — Rocky Mount, N.C.

Northgreen Country Club

8th (305-299-306—910)

Strokes Off Lead/Par: -72/+46

|                       |    |    |    |     |     |     |
|-----------------------|----|----|----|-----|-----|-----|
| Jody Lowery .....     | 74 | 75 | 76 | 225 | +9  | t24 |
| Rick Riddle .....     | 84 | 68 | 75 | 227 | +11 | 30  |
| Doug Johnson .....    | 78 | 75 | 77 | 230 | +14 | t34 |
| Robert Haley .....    | 77 | 85 | 78 | 240 | +24 | 44  |
| Ben Raney .....       | 83 | 81 | 79 | 243 | +27 | 45  |
| Billy Gilliland ..... | 76 | 81 | 87 | 244 | +28 | t46 |

## 1981 — Rocky Mount, N.C.

Northgreen Country Club

8th (318-323-311—952)

Strokes Off Lead/Par: -81/+88

|                    |    |    |    |     |     |     |
|--------------------|----|----|----|-----|-----|-----|
| Jody Lowery .....  | 74 | 80 | 78 | 232 | +16 | t31 |
| Robert Haley ..... | 81 | 78 | 83 | 242 | +26 | 44  |
| Rick Riddle .....  | 82 | 83 | 79 | 244 | +28 | t45 |
| Shawn Barker ..... | 81 | 86 | 77 | 244 | +28 | t45 |
| Ben Raney .....    | 85 | 82 | 77 | 244 | +28 | t45 |
| John Peay .....    | 83 | 84 | 84 | 251 | +35 | 48  |

## 1982 — Rocky Mount, N.C.

Northgreen Country Club

8th (311-313-319—943)

Strokes Off Lead/Par: -67/+79

|                        |    |    |    |     |     |     |
|------------------------|----|----|----|-----|-----|-----|
| Alan Fuller .....      | 79 | 73 | 79 | 231 | +15 | t26 |
| Davy Hopson .....      | 78 | 79 | 79 | 236 | +20 | t30 |
| Eddie Millington ..... | 79 | 79 | 81 | 239 | +23 | t33 |
| Chip Cochran .....     | 75 | 87 | 80 | 242 | +26 | t36 |
| Jeff Wooley .....      | 83 | 82 | 81 | 246 | +30 | t38 |

## 1983 — Rocky Mount, N.C.

Northgreen Country Club

7th (303-292-305—900)

Strokes Off Lead/Par: -33/+36

|                      |    |    |    |     |     |     |
|----------------------|----|----|----|-----|-----|-----|
| Shawn Barker .....   | 74 | 74 | 76 | 224 | +8  | t20 |
| Davy Hopson .....    | 76 | 74 | 74 | 224 | +8  | t20 |
| Bob McDonnell .....  | 79 | 74 | 75 | 228 | +12 | t27 |
| Alan Fuller .....    | 77 | 72 | 80 | 229 | +13 | 30  |
| Charlie Thomas ..... | 76 | 72 | dq | -   | -   | t39 |

## 1984 — Pinehurst, N.C.

Pinehurst No. 2 Course

5th (292-307-317—916)

Strokes Off Lead/Par: -34/+52

|                      |    |    |    |     |     |     |
|----------------------|----|----|----|-----|-----|-----|
| Bob McDonnell .....  | 68 | 76 | 80 | 224 | +8  | t7  |
| Nacho Gervas .....   | 74 | 76 | 77 | 227 | +11 | t11 |
| Charlie Thomas ..... | 76 | 80 | 76 | 232 | +16 | t19 |
| Davy Hopson .....    | 74 | 81 | 84 | 239 | +23 | t31 |
| Jay Nichols .....    | 84 | 75 | 84 | 242 | +26 | t36 |

## 1985 — Greensboro, N.C.

Bryan Park Golf Course

1st (281-280-282—843)

Strokes Off Lead/Par: +5/-21

|                     |    |    |    |     |     |     |
|---------------------|----|----|----|-----|-----|-----|
| Bob McDonnell ..... | 68 | 69 | 68 | 205 | -11 | 1   |
| Bill McDonald ..... | 68 | 69 | 73 | 210 | -6  | 3   |
| Nacho Gervas .....  | 72 | 71 | 69 | 212 | -4  | t5  |
| Jay Nichols .....   | 73 | 71 | 72 | 216 | E   | t16 |
| Rod Park .....      | 77 | 72 | 75 | 224 | +8  | t30 |

## 1986 — Greensboro, N.C.

Bryan Park Golf Course

2nd (289-287-291—867)

Strokes Off Lead/Par: -6/+3

|                     |    |    |    |     |     |     |
|---------------------|----|----|----|-----|-----|-----|
| Nacho Gervas .....  | 71 | 69 | 73 | 213 | -3  | 2   |
| Bill McDonald ..... | 73 | 72 | 71 | 216 | E   | t6  |
| Bob McDonnell ..... | 74 | 72 | 72 | 218 | +2  | 10  |
| Jay Nichols .....   | 78 | 74 | 75 | 227 | +11 | t25 |
| Lenny Nash .....    | 71 | 81 | 76 | 228 | +12 | 27  |

## 1987 — Greensboro, N.C.

Bryan Park Golf Course

T-2nd (286-292-390—868)

Strokes Off Lead/Par: -7/+4

|                     |    |    |    |     |    |     |
|---------------------|----|----|----|-----|----|-----|
| Chris Cupit .....   | 72 | 73 | 71 | 216 | E  | t6  |
| Bill McDonald ..... | 72 | 70 | 74 | 216 | E  | t6  |
| Nacho Gervas .....  | 71 | 76 | 72 | 219 | +3 | t16 |
| Charlie Rymer ..... | 71 | 76 | 73 | 220 | +4 | t20 |
| Jay Nichols .....   | 74 | 73 | 74 | 221 | +5 | t23 |

## 1988 — Greensboro, N.C.

The Cardinal Golf Club

5th (297-302-303—902)

Strokes Off Lead/Par: -22/+38

|                      |    |    |    |     |     |     |
|----------------------|----|----|----|-----|-----|-----|
| Tripp Isenhour ..... | 76 | 75 | 70 | 221 | +5  | t3  |
| Bill McDonald .....  | 73 | 77 | 75 | 225 | +9  | t13 |
| Michael Clark .....  | 76 | 73 | 79 | 228 | +12 | t16 |
| Charlie Rymer .....  | 72 | 77 | 80 | 229 | +13 | 19  |
| Chan Reeves .....    | 79 | 77 | 79 | 235 | +19 | 33  |

## 1989 — Rocky Mount, N.C.

Northgreen Country Club

2nd (285-295-294—874)

Strokes Off Lead/Par: -4/+10

|                      |    |    |    |     |    |     |
|----------------------|----|----|----|-----|----|-----|
| Michael Clark .....  | 71 | 73 | 73 | 217 | +1 | 2   |
| Charlie Rymer .....  | 71 | 72 | 76 | 219 | +3 | t5  |
| Chan Reeves .....    | 71 | 74 | 75 | 220 | +4 | t8  |
| Trey Holroyd .....   | 72 | 76 | 74 | 222 | +6 | t15 |
| Tripp Isenhour ..... | 76 | 76 | 72 | 224 | +8 | t23 |

## 1990 — Rocky Mount, N.C.

Northgreen Country Club

T-5th (297-289-298—884)

Strokes Off Lead/Par: -8/+20

|                      |    |    |    |     |     |     |
|----------------------|----|----|----|-----|-----|-----|
| David Duval .....    | 69 | 71 | 71 | 211 | -5  | 2   |
| Chan Reeves .....    | 71 | 73 | 76 | 220 | +4  | t14 |
| Tripp Isenhour ..... | 75 | 75 | 76 | 226 | +10 | t21 |
| Charlie Rymer .....  | 83 | 70 | 75 | 228 | +12 | t24 |
| Tom Shaw .....       | 82 | 77 | 76 | 235 | +19 | t33 |

## 1991 — Rocky Mount, N.C.

Northgreen Country Club

1st (279-286—565, third round rained out)

Strokes Off Lead/Par: +2/-11

|                      |    |    |     |    |     |
|----------------------|----|----|-----|----|-----|
| David Duval .....    | 67 | 70 | 137 | -7 | t1  |
| Jimmy Johnston ..... | 73 | 69 | 142 | -2 | t6  |
| Tom Shaw .....       | 71 | 71 | 142 | -2 | t6  |
| Chan Reeves .....    | 70 | 77 | 147 | +3 | t19 |
| Briny Baird .....    | 71 | 76 | 147 | +3 | t19 |

## 1992 — Rocky Mount, N.C.

Northgreen Country Club

1st (289-274-279—842)

Strokes Off Lead/Par: +3/-22

|                      |    |    |    |     |    |     |
|----------------------|----|----|----|-----|----|-----|
| Jimmy Johnston ..... | 67 | 72 | 70 | 209 | -7 | 2   |
| David Duval .....    | 73 | 66 | 71 | 210 | -6 | t3  |
| Stewart Cink .....   | 75 | 68 | 67 | 210 | -6 | t3  |
| Briny Baird .....    | 75 | 69 | 73 | 217 | +1 | t22 |
| Wyatt Rollins .....  | 73 | 73 | 71 | 217 | +1 | t22 |

## 1993 — Rocky Mount, N.C.

Northgreen Country Club

1st (282-288-283—853)

Strokes Off Lead/Par: +5/-11

|                       |    |    |    |     |     |     |
|-----------------------|----|----|----|-----|-----|-----|
| David Duval .....     | 70 | 69 | 67 | 206 | -10 | 1   |
| Mikko Rantanen .....  | 69 | 72 | 71 | 212 | -4  | t3  |
| Jason Walters .....   | 69 | 75 | 73 | 217 | +1  | t9  |
| Stewart Cink .....    | 75 | 72 | 72 | 219 | +3  | t12 |
| Carlos Beautell ..... | 74 | 76 | 80 | 230 | +14 | 39  |

## 1994 — Rocky Mount, N.C.

Northgreen Country Club

1st (286-287-291—864)

Strokes Off Lead/Par: +9/E

|                       |    |    |    |     |    |     |
|-----------------------|----|----|----|-----|----|-----|
| Mikko Rantanen .....  | 71 | 72 | 66 | 209 | -7 | 1   |
| Stewart Cink .....    | 69 | 71 | 75 | 215 | -1 | t4  |
| Brian Newton .....    | 74 | 73 | 74 | 221 | +5 | t13 |
| Carlos Beautell ..... | 72 | 75 | 76 | 223 | +7 | T18 |
| Jason Walters .....   | 75 | 71 | 77 | 223 | +7 | t18 |

## 1995 — New London, N.C.

Old North State Club at Uwharrie Point

2nd (291-286-285—862)

Strokes Off Lead/Par: -13/-2

|                       |    |    |    |     |    |     |
|-----------------------|----|----|----|-----|----|-----|
| Stewart Cink .....    | 73 | 69 | 72 | 214 | -2 | t8  |
| Sam Hulsey .....      | 72 | 73 | 70 | 215 | -1 | t11 |
| Jason Walters .....   | 71 | 71 | 76 | 218 | +2 | t15 |
| Carlos Beautell ..... | 75 | 73 | 72 | 220 | +4 | t19 |
| Brian Newton .....    | 76 | 76 | 71 | 223 | +7 | t27 |

## 1996 — New London, N.C.

Old North State Club at Uwharrie Point

9th (299-293-301—893)

Strokes Off Lead/Par: -33/+29

|                      |    |    |    |     |     |     |
|----------------------|----|----|----|-----|-----|-----|
| Jason Walters .....  | 75 | 73 | 72 | 220 | +4  | t18 |
| Sam Hulsey .....     | 74 | 73 | 75 | 222 | +6  | t25 |
| Mike Pearson .....   | 80 | 72 | 76 | 228 | +12 | 36  |
| Brad Carroll .....   | 77 | 75 | 78 | 230 | +14 | t41 |
| Mauricio Muniz ..... | 73 | 78 | 80 | 231 | +15 | t43 |

## 1997 — Fayetteville, Ga.

Whitewater Creek Country Club

8th (306-307-294—907)

Strokes Off Lead/Par: -46/+43

|                         |    |    |    |     |     |     |
|-------------------------|----|----|----|-----|-----|-----|
| Matt Kuchar .....       | 76 | 70 | 70 | 216 | E   | 2   |
| Nick Cassini .....      | 73 | 82 | 72 | 227 | +11 | t26 |
| Carlton Forrester ..... | 77 | 78 | 76 | 231 | +15 | t35 |
| Mauricio Muniz .....    | 80 | 80 | 77 | 237 | +21 | 43  |
| Mike Pearson .....      | 83 | 79 | 76 | 238 | +22 | 44  |

## 1998 — New London, N.C.

Old North State Club at Uwharrie Point

2nd (283-285-275—843)

Strokes Off Lead/Par: -7/-21

|                         |    |    |    |     |    |     |
|-------------------------|----|----|----|-----|----|-----|
| Matt Kuchar .....       | 70 | 71 | 66 | 207 | -9 | 3   |
| Bryce Molder .....      | 70 | 71 | 68 | 209 | -7 | t5  |
| Wes Latimer .....       | 72 | 71 | 69 | 212 | -4 | t11 |
| Mike Pearson .....      | 71 | 72 | 74 | 217 | +1 | t23 |
| Carlton Forrester ..... | 75 | 73 | 72 | 220 | +4 | t29 |

## 1999 — New London, N.C.

Old North State Club at Uwharrie Point

1st (287-291-285—863)

Strokes Off Lead/Par: +10/-1

|                         |    |    |    |     |    |     |
|-------------------------|----|----|----|-----|----|-----|
| Mike Pearson .....      | 68 | 74 | 71 | 213 | -3 | 2   |
| Wes Latimer .....       | 71 | 73 | 71 | 215 | -1 | 3   |
| Bryce Molder .....      | 73 | 71 | 73 | 217 | +1 | t7  |
| Matt Kuchar .....       | 75 | 74 | 71 | 220 | +4 | t12 |
| Carlton Forrester ..... | 79 | 73 | 72 | 224 | +8 | t24 |

## 2000 — New London, N.C.

Old North State Club at Uwharrie Point

2nd (287-288-286—861)

Strokes Off Lead/Par: -5/-3

|                         |    |    |    |     |     |     |
|-------------------------|----|----|----|-----|-----|-----|
| Bryce Molder .....      | 72 | 67 | 67 | 206 | -11 | 1   |
| Matt Kuchar .....       | 71 | 73 | 69 | 213 | -3  | t4  |
| Troy Matteson .....     | 72 | 73 | 73 | 218 | +2  | 13  |
| Matt Weibring .....     | 72 | 75 | 79 | 226 | +10 | t31 |
| Carlton Forrester ..... | 77 | 79 | 77 | 233 | +17 | 40  |

## ACC CHAMPIONSHIP SUMMARIES

## 2001 — Lake Buena Vista, Fla.

Disney's Magnolia Course

1st (280-285-280—845)

Strokes Off Lead/Par: +8/-19

|                      |    |    |    |     |     |     |
|----------------------|----|----|----|-----|-----|-----|
| Bryce Molder .....   | 69 | 70 | 66 | 205 | -11 | 2   |
| Kris Mikkelsen ..... | 69 | 73 | 71 | 213 | -3  | t6  |
| Troy Matteson .....  | 70 | 74 | 71 | 215 | -1  | t10 |
| Matt Weibring .....  | 73 | 71 | 72 | 216 | E   | t12 |
| Wes Latimer .....    | 72 | 71 | 75 | 218 | +2  | t15 |

## 2002 — New London, N.C.

Old North State Club at Uwharrie Point

1st (271-284-282—837)

Strokes Off Lead/Par: +4/-27

|                         |    |    |    |     |    |     |
|-------------------------|----|----|----|-----|----|-----|
| Matt Weibring .....     | 68 | 70 | 69 | 207 | -9 | t2  |
| Nicholas Thompson ..... | 67 | 69 | 71 | 207 | -9 | t2  |
| Kris Mikkelsen .....    | 67 | 74 | 70 | 211 | -5 | t9  |
| Chan Song .....         | 71 | 71 | 74 | 216 | E  | t20 |
| Troy Matteson .....     | 69 | 77 | 72 | 218 | +2 | t23 |

## 2003 — New London, N.C.

Old North State Club at Uwharrie Point

4th (305-287-289—881)

Strokes Off Lead/Par: -16/+17

|                         |    |    |    |     |     |     |
|-------------------------|----|----|----|-----|-----|-----|
| Troy Matteson .....     | 74 | 67 | 73 | 214 | -2  | t3  |
| Thomas Jordan .....     | 76 | 69 | 71 | 216 | E   | t5  |
| Nicholas Thompson ..... | 77 | 77 | 72 | 226 | +10 | t23 |
| Adam Cranford .....     | 78 | 74 | 75 | 227 | +11 | t26 |
| Chan Song .....         | 79 | 77 | 73 | 229 | +13 | t29 |

## 2004 — New London, N.C.

Old North State Club at Uwharrie Point

3rd (290-284-274—848)

Strokes Off Lead/Par: -11/-16

|                         |    |    |    |     |    |     |
|-------------------------|----|----|----|-----|----|-----|
| Nicholas Thompson ..... | 71 | 68 | 69 | 208 | -8 | t3  |
| Chan Song .....         | 74 | 72 | 67 | 213 | -5 | t11 |
| Roberto Castro .....    | 70 | 74 | 69 | 213 | -3 | t11 |
| Mike Barbosa .....      | 75 | 70 | 69 | 214 | -2 | t15 |
| Kevin Larsen .....      | 75 | 78 | 72 | 225 | +9 | 37  |

## 2005 — New London, N.C.

Old North State Club at Uwharrie Point

2nd (293-290-286—869)

Strokes Off Lead/Par: -4/+5

|                         |    |    |    |     |     |     |
|-------------------------|----|----|----|-----|-----|-----|
| Chan Song .....         | 74 | 72 | 68 | 214 | -2  | 2   |
| Roberto Castro .....    | 71 | 72 | 74 | 217 | +1  | t4  |
| Mike Barbosa .....      | 74 | 75 | 71 | 220 | +4  | 10  |
| Nicholas Thompson ..... | 74 | 73 | 73 | 220 | +4  | t10 |
| Kevin Larsen .....      | 78 | 73 | 75 | 226 | +10 | t24 |

## 2006 — New London, N.C.

Old North State Club at Uwharrie Point

T1st (276-267-290—833)

Strokes Off Lead/Par: E/-31

|                        |    |    |    |     |     |     |
|------------------------|----|----|----|-----|-----|-----|
| Cameron Tringale ..... | 69 | 65 | 72 | 206 | -10 | 1   |
| Taylor Hall .....      | 70 | 65 | 76 | 211 | -5  | t9  |
| Kevin Larsen .....     | 73 | 67 | 72 | 212 | -4  | t12 |
| Roberto Castro .....   | 72 | 70 | 71 | 213 | -3  | t16 |
| Mike Barbosa .....     | 65 | 74 | 75 | 214 | -2  | t19 |

\*co-champion with North Carolina

## 2007 — New London, N.C.

Old North State Club at Uwharrie Point

T1st (287-283-284—854)

Strokes Off Lead/Par: E/-10

|                        |    |    |    |     |    |     |
|------------------------|----|----|----|-----|----|-----|
| Cameron Tringale ..... | 72 | 68 | 69 | 209 | -7 | 2   |
| Roberto Castro .....   | 69 | 72 | 72 | 213 | -3 | t5  |
| Chesson Hadley .....   | 72 | 72 | 71 | 215 | -1 | t9  |
| Kevin Larsen .....     | 74 | 72 | 72 | 218 | +2 | t19 |
| Taylor Hall .....      | 74 | 71 | 74 | 219 | +3 | t25 |

\*co-champion with Virginia Tech

## 2008 — New London, N.C.

Old North State Club at Uwharrie Point

4th (287-285-275—847)

Strokes Off Lead/Par: -9/-17

|                          |    |    |    |     |    |     |
|--------------------------|----|----|----|-----|----|-----|
| Taylor Hall .....        | 71 | 70 | 68 | 209 | -7 | 5   |
| David Drago .....        | 73 | 72 | 67 | 212 | -4 | t13 |
| Cameron Tringale .....   | 71 | 72 | 69 | 212 | -4 | t13 |
| Chesson Hadley .....     | 72 | 71 | 71 | 214 | -2 | t20 |
| John-Tyler Griffin ..... | 77 | 76 | 71 | 224 | +8 | t43 |

## 2009 — New London, N.C.

Old North State Club at Uwharrie Point

1st/11 (281-284-281 — 846)

Strokes Off Lead/Par: +3/-18

|                          |    |    |    |     |    |     |
|--------------------------|----|----|----|-----|----|-----|
| Cameron Tringale .....   | 67 | 69 | 71 | 207 | -9 | t3  |
| Chesson Hadley .....     | 71 | 70 | 66 | 207 | -9 | t3  |
| James White .....        | 71 | 71 | 70 | 212 | -4 | t6  |
| John-Tyler Griffin ..... | 72 | 74 | 74 | 220 | +4 | t27 |
| David Drago .....        | 74 | 74 | 74 | 222 | +6 | t36 |

## 2010 — New London, N.C.

Old North State Club at Uwharrie Point

1st/11 teams (279-276-286 — 841)

Strokes Off Lead/Par: +13/-23

|                          |    |    |    |     |     |     |
|--------------------------|----|----|----|-----|-----|-----|
| Chesson Hadley .....     | 69 | 66 | 71 | 206 | -10 | 1   |
| Paul Haley .....         | 71 | 69 | 70 | 210 | -6  | t4  |
| Kyle Scott .....         | 71 | 68 | 75 | 214 | -2  | t12 |
| James White .....        | 73 | 73 | 70 | 216 | E   | t19 |
| John-Tyler Griffin ..... | 68 | 74 | 76 | 218 | +2  | t23 |

## 2011 — New London, N.C.

Old North State Club at Uwharrie Point

1st/11 teams (281-278-272 — 831)

Strokes Off Lead/Par: +20/-33

|                          |    |    |    |     |     |     |
|--------------------------|----|----|----|-----|-----|-----|
| Paul Haley .....         | 68 | 68 | 70 | 206 | -10 | 1   |
| Kyle Scott .....         | 68 | 71 | 68 | 207 | -9  | 2   |
| John-Tyler Griffin ..... | 73 | 70 | 66 | 209 | -7  | t3  |
| James White .....        | 72 | 73 | 68 | 213 | -3  | t8  |
| Richard Werenski .....   | 74 | 69 | 75 | 218 | +2  | t21 |

## 2012 — New London, N.C.

Old North State Club at Uwharrie Point

1st/11 teams (270-274-293 — 837)

Strokes Off Lead/Par: +7/-27

|                           |    |    |    |     |    |     |
|---------------------------|----|----|----|-----|----|-----|
| Anders Albertson .....    | 69 | 68 | 72 | 209 | -7 | t4  |
| Bo Andrews .....          | 66 | 72 | 73 | 211 | -5 | t7  |
| Ollie Schniederjans ..... | 66 | 73 | 72 | 211 | -5 | t7  |
| Richard Werenski .....    | 69 | 66 | 76 | 211 | -5 | t7  |
| James White .....         | 70 | 68 | 77 | 215 | -1 | t16 |

## 2013 — New London, N.C.

Old North State Club at Uwharrie Point

4th/11 teams (284-272-295 — 851)

Strokes Off Lead/Par: -12/-13

|                           |    |    |    |     |     |     |
|---------------------------|----|----|----|-----|-----|-----|
| Anders Albertson .....    | 66 | 67 | 68 | 201 | -15 | 1st |
| Ollie Schniederjans ..... | 69 | 67 | 77 | 213 | -3  | t10 |
| Shun Yat Hak .....        | 76 | 67 | 75 | 218 | +2  | t26 |
| Bo Andrews .....          | 73 | 71 | 75 | 219 | +3  | t29 |
| Michael Hines .....       | 83 | 83 | 77 | 243 | +27 | 55  |

## 2014 — New London, N.C.

Old North State Club at Uwharrie Point

1st/11 teams (288-278-273 — 839)

Strokes Off Lead/Par: +6/-25

|                           |    |    |    |     |     |     |
|---------------------------|----|----|----|-----|-----|-----|
| Ollie Schniederjans ..... | 65 | 70 | 69 | 204 | -12 | 1   |
| Anders Albertson .....    | 76 | 68 | 65 | 209 | -7  | t2  |
| Seth Reeves .....         | 74 | 69 | 69 | 212 | -4  | t7  |
| Bo Andrews .....          | 73 | 72 | 70 | 215 | -1  | t18 |
| Richard Werenski .....    | 77 | 71 | 72 | 220 | +4  | t31 |

## Tournament Superlatives

## INDIVIDUAL

Lowest Round: 65 (-7), Mike Barbosa (1st round), 2006; Cameron Tringale (2nd round), 2006; Taylor Hall (2nd round), 2006; Ollie Schniederjans (1st round), 2014; Luke Schniederjans (1st round), 2018

Low Tournament Score: 201 (-15), Anders Albertson, 2012 (tournament record)

Best Finish: 1st, Bob McDonnell, 1985; David Duval, 1991 and 1993; Mikko Rantanen, 1994, Bryce Molder, 2000; Cameron Tringale, 2006; Chesson Hadley, 2010; Paul Haley, 2011; Anders Albertson, 2013; Ollie Schniederjans, 2014

Biggest Victory Margin: 4 shots, Bob McDonnell, 1985

## TEAM

Lowest Round: 267 (-21), 2nd round, 2006

Highest Round: 323, 2nd round, 1981

Low Tournament Score: 831 (-33) in 2011

High Tournament Score: 916 in 1984 (under current format)

Best Finish: 1st in 1985, 1991, 1992, 1993, 1994, 1999, 2001, 2002, 2006, 2007, 2010, 2011, 2012, 2014, 2015, 2018

Worst Finish: 9th in 1996

Largest Victory Margin: 20 shots in 2011

## 2015 — New London, N.C.

Old North State Club at Uwharrie Point

\*1st/12 teams (284-279-282 — 845)

Strokes Off Lead/Par: won in playoff/-21

|                           |    |    |    |     |     |     |
|---------------------------|----|----|----|-----|-----|-----|
| Anders Albertson .....    | 67 | 69 | 69 | 205 | -11 | t1  |
| Ollie Schniederjans ..... | 71 | 67 | 69 | 207 | -9  | 4   |
| Chris Petefish .....      | 73 | 71 | 72 | 216 | E   | t23 |
| James Clark .....         | 73 | 77 | 72 | 222 | +6  | t34 |
| Vincent Whaley .....      | 77 | 72 | 74 | 223 | +7  | t36 |

\*won championship in a playoff over Clemson

## 2016 — New London, N.C.

Old North State Club at Uwharrie Point

4th/12 teams (287-288-289 — 864)

Strokes Off Lead/Par: -25/E

|                      |    |    |    |     |    |       |
|----------------------|----|----|----|-----|----|-------|
| Chris Petefish ..... | 69 | 74 | 69 | 212 | -4 | t7th  |
| Vincent Whaley ..... | 74 | 70 | 74 | 218 | +2 | t25th |
| James Clark .....    | 73 | 71 | 75 | 219 | +3 | t29th |
| Michael Hines .....  | 76 | 73 | 71 | 220 | +4 | t31st |
| Jacob Joiner .....   | 71 | 74 | 78 | 223 | +7 | t39th |

## 2017 — Clinton, S.C.

Musgrove Mill Golf Club

T-7th/12 teams (288-296-299 — 883)

Strokes Off Lead/Par: -33/+19

|                          |    |    |    |     |     |       |
|--------------------------|----|----|----|-----|-----|-------|
| Vincent Whaley .....     | 69 | 74 | 74 | 217 | +1  | t15th |
| Andy Ogletree .....      | 73 | 75 | 72 | 220 | +4  | t22nd |
| Tyler Strafaci .....     | 69 | 79 | 77 | 225 | +9  | t34th |
| James Clark .....        | 77 | 73 | 76 | 226 | +10 | t37th |
| Luke Schniederjans ..... | 77 | 74 | 80 | 231 | +15 | 50th  |

## 2018 — New London, N.C.

Old North State Club at Uwharrie Point

1st/12 teams (276-277-282 — 835)

Strokes Off Lead/Par: +2/-29

|                          |    |    |    |     |    |        |
|--------------------------|----|----|----|-----|----|--------|
| Luke Schniederjans ..... | 65 | 74 | 69 | 208 | -8 | t-12th |
| Tyler Strafaci .....     | 70 | 70 | 68 | 208 | -8 | t-12th |
| Chris Petefish .....     | 69 | 68 | 72 | 209 | -7 | t-17th |
| Andy Ogletree .....      | 72 | 68 | 73 | 213 | -3 | t-24th |
| Noah Norton .....        | 77 | 71 | 73 | 221 | +5 | t-48th |



# NCAA CHAMPIONSHIP SUMMARIES

## 1927 Championship

Garden City, N.J./Garden City Country Club

1 Watts Gunn d. Roland McKenzie/Brown, 10-9, in championship match

*Gunn won the medal competition with a 72-hole score of 302, and shot 69 in the championship match.*

## 1934 Championship

Cleveland, Ohio/Cleveland Country Club

1 Charles Yates d. Ed White/Texas in championship match  
*Frank Ridley lost in semifinals to Yates; Berrien Moore lost in first round of match play to Chuck Kocsis of Michigan; George Harris did not advance from stroke-play portion of championship.*

## 1947 Championship

Michigan (host school)/Ann Arbor, Mich.

T14th/39 teams (634)

Strokes Off Lead: -28

Individual results unknown

## 1966 Championship

Stanford, Calif./Stanford Golf Course

Bunky Henry..... 79 77 - - 156 +12 mc

## 1967 Championship

Shawnee, Pa./Shawnee-on-the-Delaware Golf Club

Bunky Henry..... 77 71 70 70 E 288 t2

## 1978 Championship

Eugene, Ore./Eugene Country Club

Larry Mize..... 77 79 81 - 237 +21 mc

## 1985 Championship

Haines City, Fla./Grenelefe Golf and Tennis Resort

12th/30 teams (300-300-300-301—1201)

Strokes Off Lead/Par: -29/+49

|                    |    |    |    |    |     |     |     |
|--------------------|----|----|----|----|-----|-----|-----|
| Jay Nichols.....   | 72 | 75 | 75 | 75 | 297 | +9  | t26 |
| Nacho Gervas.....  | 77 | 76 | 72 | 75 | 298 | +10 | t35 |
| Bill McDonald..... | 74 | 76 | 76 | 75 | 301 | +13 | t54 |
| Bob McDonnell..... | 77 | 73 | 77 | 78 | 305 | +17 | t74 |
| Rod Park.....      | 78 | 82 | 77 | 89 | 326 | +38 | t97 |

## 1986 Championship

Advance, N.C./Bermuda Run Country Club

T-13th/31 teams (296-294-298-292—1180)

Strokes Off Lead/Par: -24/+28

|                    |    |    |    |    |     |     |      |
|--------------------|----|----|----|----|-----|-----|------|
| Nacho Gervas.....  | 72 | 70 | 74 | 71 | 287 | -1  | t3   |
| Jay Nichols.....   | 71 | 73 | 76 | 74 | 294 | +6  | t38  |
| Bob McDonnell..... | 77 | 72 | 74 | 71 | 294 | +6  | t38  |
| Lenny Nash.....    | 76 | 81 | 75 | 76 | 308 | +20 | t105 |
| Bill McDonald..... | 80 | 79 | 75 | 76 | 310 | +22 | t109 |

## 1987 Championship

Columbus, Ohio/Ohio State Univ. Scarlet Course

22nd/30 teams (302-310-298-304—1214)

Strokes Off Lead/Par: -54/+62

|                    |    |    |    |    |     |     |     |
|--------------------|----|----|----|----|-----|-----|-----|
| Nacho Gervas.....  | 77 | 77 | 74 | 73 | 301 | +13 | t45 |
| Bill McDonald..... | 75 | 76 | 75 | 77 | 303 | +15 | t59 |
| Charlie Rymer..... | 74 | 82 | 74 | 78 | 308 | +20 | t91 |
| Chris Cupit.....   | 76 | 77 | 76 | 80 | 309 | +21 | t97 |
| Jay Nichols.....   | dq | 80 | 75 | 76 | -   | -   | na  |

## 1988 Championship

Thousand Oaks, Calif./North Ranch Country Club

7th/32 teams (301-289-296-298—1184)

Strokes Off Lead/Par: -8/+32

|                     |    |    |    |    |     |     |     |
|---------------------|----|----|----|----|-----|-----|-----|
| Bill McDonald.....  | 77 | 68 | 69 | 73 | 287 | -1  | t2  |
| Charlie Rymer.....  | 74 | 74 | 76 | 71 | 295 | +8  | t26 |
| Tripp Isenhour..... | 75 | 72 | 74 | 80 | 301 | +13 | t54 |
| Chan Reeves.....    | 75 | 81 | 81 | 74 | 311 | +23 | 82  |
| Michael Clark.....  | 85 | 75 | 77 | 82 | 319 | +31 | t87 |

## 1989 East Regional

North Myrtle Beach, S.C./The Long Bay Club

2nd/19 teams (299-291-288—878)

Strokes Off Lead/Par: -6/+14

|                     |    |    |    |     |    |     |
|---------------------|----|----|----|-----|----|-----|
| Charlie Rymer.....  | 73 | 73 | 71 | 217 | +1 | t3  |
| Chan Reeves.....    | 76 | 71 | 71 | 218 | +2 | t6  |
| Tripp Isenhour..... | 75 | 75 | 73 | 223 | +7 | t22 |
| Michael Clark.....  | 79 | 72 | 73 | 224 | +8 | t26 |
| Trey Holroyd.....   | 75 | 79 | dq | 154 | -  | na  |

## 1989 Finals

Edmond, Okla./Oak Tree Country Club

MC/30 teams (295-298—593)

Strokes Off Lead/Par: NA/+17

|                     |    |    |   |   |     |     |    |
|---------------------|----|----|---|---|-----|-----|----|
| Charlie Rymer.....  | 76 | 70 | - | - | 146 | +2  | na |
| Tripp Isenhour..... | 74 | 73 | - | - | 147 | +3  | na |
| Michael Clark.....  | 74 | 75 | - | - | 149 | +5  | na |
| Chan Reeves.....    | 71 | 80 | - | - | 151 | +7  | na |
| Trey Holroyd.....   | 77 | 82 | - | - | 159 | +15 | na |

Tech stood 18th after 36 holes.

## 1990 East Regional

Savannah, Ga./Sheraton Resort and Country Club

T-2nd/23 teams (284-280-287—851)

Strokes Off Lead/Par: -3/-13

|                     |    |    |    |     |    |     |
|---------------------|----|----|----|-----|----|-----|
| Tripp Isenhour..... | 71 | 69 | 73 | 213 | -3 | t9  |
| Charlie Rymer.....  | 70 | 71 | 72 | 213 | -3 | t9  |
| David Duval.....    | 70 | 72 | 71 | 213 | -3 | t9  |
| Tom Shaw.....       | 73 | 68 | 73 | 214 | -2 | t15 |
| Chan Reeves.....    | 73 | 74 | 71 | 218 | +2 | t37 |

## 1990 Finals

Tarpon Springs, Fla./Innisbrook Golf & Resort

11th/30 teams (292-288-304-289—1173)

Strokes Off Lead/Par: -18/+21

|                     |    |    |    |    |     |     |     |
|---------------------|----|----|----|----|-----|-----|-----|
| David Duval.....    | 74 | 68 | 76 | 70 | 288 | E   | t8  |
| Tripp Isenhour..... | 73 | 72 | 76 | 70 | 291 | +3  | t23 |
| Charlie Rymer.....  | 73 | 76 | 77 | 73 | 299 | +11 | t68 |
| Tom Shaw.....       | 77 | 73 | 75 | 76 | 301 | +13 | t82 |
| Chan Reeves.....    | 72 | 75 | 79 | 76 | 302 | +14 | t87 |

## 1991 East Regional

New Haven, Conn./Yale Golf Course

1st/23 teams (287-274-291—852)

Strokes Off Lead/Par: +13/+12

|                     |    |    |    |     |     |     |
|---------------------|----|----|----|-----|-----|-----|
| Chan Reeves.....    | 69 | 69 | 69 | 207 | -3  | 1   |
| David Duval.....    | 73 | 65 | 74 | 212 | +2  | t4  |
| Jimmy Johnston..... | 72 | 73 | 71 | 216 | +6  | t13 |
| Briny Baird.....    | 73 | 73 | 78 | 224 | +14 | t47 |
| Tom Shaw.....       | 77 | 67 | 77 | 231 | +21 | t86 |

## 1991 Finals

Pebble Beach, Calif./Poppy Hills Golf Club

6th/30 teams (303-292-302-291—1188)

Strokes Off Lead/Par: -27/+36

|                     |    |    |    |    |     |     |      |
|---------------------|----|----|----|----|-----|-----|------|
| David Duval.....    | 76 | 70 | 71 | 69 | 286 | -2  | 2    |
| Jimmy Johnston..... | 73 | 75 | 81 | 71 | 300 | +12 | t45  |
| Tom Shaw.....       | 79 | 72 | 76 | 74 | 301 | +13 | t56  |
| Chan Reeves.....    | 76 | 75 | 77 | 77 | 305 | +17 | t81  |
| Briny Baird.....    | 78 | 75 | 78 | 81 | 312 | +24 | t127 |

## 1992 East Regional

Hamilton, N.Y./Colgate Seven Oaks Golf Course

3rd/22 teams (301-286-291—878)

Strokes Off Lead/Par: -4/+14

|                     |    |    |    |     |     |     |
|---------------------|----|----|----|-----|-----|-----|
| Jimmy Johnston..... | 72 | 67 | 70 | 209 | -7  | 1   |
| David Duval.....    | 76 | 73 | 68 | 217 | +1  | t5  |
| Wyatt Rollins.....  | 75 | 74 | 74 | 223 | +7  | t28 |
| Briny Baird.....    | 81 | 72 | 79 | 232 | +16 | t78 |
| Stewart Cink.....   | 78 | 81 | 81 | 240 | +24 | 105 |

## 1992 Finals

Albuquerque, N.M./Univ. of New Mexico Championship Course

5th/30 teams (289-294-284-284—1151)

Strokes Off Lead/Par: -22/-1

|                     |    |    |    |    |     |    |     |
|---------------------|----|----|----|----|-----|----|-----|
| David Duval.....    | 68 | 74 | 72 | 75 | 289 | +1 | t23 |
| Jimmy Johnston..... | 73 | 76 | 70 | 71 | 290 | +2 | t26 |
| Briny Baird.....    | 79 | 73 | 70 | 69 | 291 | +3 | t36 |
| Stewart Cink.....   | 73 | 74 | 72 | 73 | 292 | +4 | t42 |
| Wyatt Rollins.....  | 75 | 73 | 73 | 71 | 292 | +4 | t42 |

## 1993 East Regional

Charlottesville, Va./Birdwood Golf Course

5th/22 teams (285-298-284—867)

Strokes Off Lead/Par: -18/+3

|                     |    |    |    |     |     |     |
|---------------------|----|----|----|-----|-----|-----|
| David Duval.....    | 67 | 74 | 70 | 211 | -5  | t3  |
| Mikko Rantanen..... | 71 | 74 | 73 | 218 | +2  | t27 |
| Stewart Cink.....   | 74 | 74 | 70 | 218 | +2  | t27 |
| Carlos Beutell..... | 74 | 76 | 71 | 221 | +5  | t44 |
| Tommy Johnston..... | 73 | 76 | 78 | 227 | +11 | t77 |

## 1993 Finals

Lexington, Ky./The Champions Golf Club

2nd/30 teams (288-293-278-287—1146)

Strokes Off Lead/Par: -1/-6

|                     |    |    |    |    |     |     |     |
|---------------------|----|----|----|----|-----|-----|-----|
| David Duval.....    | 73 | 71 | 65 | 70 | 279 | -9  | 2   |
| Stewart Cink.....   | 70 | 74 | 71 | 74 | 289 | +1  | t13 |
| Carlos Beutell..... | 72 | 76 | 68 | 73 | 289 | +1  | t13 |
| Mikko Rantanen..... | 73 | 72 | 78 | 70 | 293 | +5  | t24 |
| Tommy Johnston..... | 83 | 79 | 74 | 74 | 310 | +22 | t71 |

## 1994 East Regional

Opelika, Ala./Grand National Lake Course

3rd/23 teams (300-292-284—876)

Strokes Off Lead/Par: -8/+12

|                     |    |    |    |     |     |     |
|---------------------|----|----|----|-----|-----|-----|
| Stewart Cink.....   | 74 | 75 | 67 | 216 | E   | 3   |
| Mikko Rantanen..... | 76 | 71 | 71 | 218 | +2  | t8  |
| Brian Newton.....   | 80 | 70 | 72 | 222 | +6  | t22 |
| Sam Hulsey.....     | 74 | 80 | 74 | 228 | +12 | t51 |
| Carlos Beutell..... | 76 | 76 | 78 | 230 | +14 | t64 |

## 1994 Finals

McKinney, Texas/Stonebridge Country Club

6th/30 teams (296-274-277-298—1145)

Strokes Off Lead/Par: -8/-7

|                     |    |    |    |    |     |     |     |
|---------------------|----|----|----|----|-----|-----|-----|
| Stewart Cink.....   | 75 | 67 | 65 | 73 | 280 | -8  | t5  |
| Mikko Rantanen..... | 71 | 63 | 71 | 82 | 287 | -1  | t21 |
| Carlos Beutell..... | 76 | 71 | 69 | 76 | 292 | +4  | t45 |
| Jason Walters.....  | 77 | 73 | 72 | 76 | 298 | +10 | t65 |
| Brian Newton.....   | 74 | 75 | 79 | 73 | 301 | +13 | t71 |

## 1995 East Regional

New Haven, Conn./Yale Golf Course

T-7th/21 teams (293-295-298—886)

Strokes Off Lead/Par: -29/+46

|                     |    |    |    |     |     |     |
|---------------------|----|----|----|-----|-----|-----|
| Stewart Cink.....   | 71 | 73 | 74 | 218 | +8  | t15 |
| Carlos Beutell..... | 77 | 75 | 73 | 225 | +15 | t56 |
| Brian Newton.....   | 73 | 80 | 72 | 225 | +15 | t56 |
| Jason Walters.....  | 74 | 74 | 79 | 227 | +17 | t70 |
| Sam Hulsey.....     | 75 | 73 | 80 | 228 | +18 | t75 |

## 1995 Finals

Columbus, Ohio/Ohio State Univ. Scarlet Course

MC/30 teams (304-302—606)

Strokes Off Lead/Par: -27/+30

|                     |    |    |   |   |     |     |    |
|---------------------|----|----|---|---|-----|-----|----|
| Stewart Cink.....   | 73 | 72 | - | - | 145 | +1  | na |
| Sam Hulsey.....     | 77 | 75 | - | - | 152 | +8  | na |
| Jason Walters.....  | 75 | 79 | - | - | 154 | +10 | na |
| Brian Newton.....   | 79 | 76 | - | - | 155 | +11 | na |
| Carlos Beutell..... | 82 | 81 | - | - | 163 | +19 | na |

*Tech stood 29th after 36 holes.*

## 1997 East Regional

Hot Springs, Va./Homestead Resort, Cascades Course

Matt Kuchar..... 68 74 74 216 E t6

## 1997 Finals

Lake Forest, Ill./Conway Farms Golf Club

Matt Kuchar..... 77 76 - - 153 +9 mc

## NCAA CHAMPIONSHIP SUMMARIES

## 1998 East Regional

Daufuskie Island, S.C./Melrose Golf Club

1st/23 teams (284-275-276—835)

Strokes Off Lead/Par: —/-29

|                        |    |    |    |     |     |     |
|------------------------|----|----|----|-----|-----|-----|
| Matt Kuchar.....       | 64 | 69 | 69 | 202 | -14 | 1   |
| Bryce Molder.....      | 73 | 67 | 66 | 206 | -10 | 2   |
| Mike Pearson.....      | 73 | 69 | 73 | 215 | -1  | t22 |
| Carlton Forrester..... | 75 | 73 | 68 | 216 | E   | t26 |
| Wes Latimer.....       | 74 | 70 | 75 | 219 | +3  | t40 |

## 1998 Finals

Albuquerque, N.M./Univ. of New Mexico Championship Course

3rd/30 Teams (281-277-286-278—1122)

Strokes Off Lead/Par: -4/-30

|                        |    |    |    |    |     |     |     |
|------------------------|----|----|----|----|-----|-----|-----|
| Bryce Molder.....      | 68 | 68 | 68 | 69 | 273 | -15 | 6   |
| Matt Kuchar.....       | 69 | 67 | 70 | 70 | 276 | -12 | t7  |
| Wes Latimer.....       | 76 | 74 | 75 | 67 | 292 | +4  | t60 |
| Mike Pearson.....      | 73 | 70 | 73 | 76 | 292 | +4  | t60 |
| Carlton Forrester..... | 71 | 72 | 78 | 72 | 293 | +5  | t65 |

## 1999 East Regional

Providence, R.I./Rhode Island Country Club

1st/23 teams (283-280-282—845)

Strokes Off Lead/Par: +9/-7

|                        |    |    |    |     |     |     |
|------------------------|----|----|----|-----|-----|-----|
| Matt Kuchar.....       | 70 | 69 | 70 | 209 | -1  | 2   |
| Bryce Molder.....      | 69 | 74 | 67 | 210 | E   | t3  |
| Wes Latimer.....       | 72 | 70 | 70 | 212 | +2  | t5  |
| Mike Pearson.....      | 73 | 68 | 75 | 216 | +6  | t18 |
| Carlton Forrester..... | 72 | 73 | 78 | 223 | +13 | t64 |

## 1999 Finals

Edina, Minn./Hazeltine National Golf Club

MC/30 teams (314-312—626)

Strokes off Lead/Par: -36/+50

|                        |    |    |   |   |     |     |    |
|------------------------|----|----|---|---|-----|-----|----|
| Bryce Molder.....      | 77 | 77 | - | - | 154 | +10 | na |
| Wes Latimer.....       | 74 | 80 | - | - | 154 | +10 | na |
| Matt Kuchar.....       | 83 | 76 | - | - | 159 | +15 | na |
| Carlton Forrester..... | 81 | 79 | - | - | 160 | +16 | na |
| Mike Pearson.....      | 82 | 80 | - | - | 162 | +18 | na |

Tech stood 28th after 36 holes.

## 2000 East Regional

Moosic, Pa./Glenmaura National Golf Club

3rd/27 teams (297-296-291—884)

Strokes Off Lead/Par: -13/+32

|                        |    |    |    |     |     |     |
|------------------------|----|----|----|-----|-----|-----|
| Matt Kuchar.....       | 74 | 73 | 73 | 220 | +7  | t14 |
| Carlton Forrester..... | 74 | 73 | 73 | 220 | +7  | t14 |
| Bryce Molder.....      | 71 | 75 | 76 | 222 | +9  | t21 |
| Troy Matteson.....     | 81 | 75 | 72 | 228 | +15 | t56 |
| Matt Weibring.....     | 78 | 77 | 73 | 228 | +15 | t56 |

## 2000 Finals

Opelika, Ala./Grand National Lake Course

2nd/30 teams (280-282-278-276—1116)

Strokes off Lead/Par: E/-36

|                        |    |    |    |    |     |     |     |
|------------------------|----|----|----|----|-----|-----|-----|
| Matt Weibring.....     | 71 | 71 | 67 | 67 | 276 | -12 | 6   |
| Carlton Forrester..... | 74 | 70 | 68 | 70 | 282 | -6  | t15 |
| Bryce Molder.....      | 69 | 72 | 71 | 70 | 282 | -6  | t15 |
| Matt Kuchar.....       | 67 | 70 | 72 | 74 | 283 | -5  | t20 |
| Troy Matteson.....     | 73 | 71 | 72 | 69 | 285 | -3  | t30 |

## 2001 East Regional

Williamsburg, Va./Golden Horseshoe Golf Club

7th/27 teams (285-279-282—846)

Strokes Off Lead/Par: -18/-18

|                     |    |    |    |     |     |     |
|---------------------|----|----|----|-----|-----|-----|
| Bryce Molder.....   | 68 | 69 | 66 | 203 | -13 | 2   |
| Matt Weibring.....  | 69 | 71 | 70 | 210 | -6  | t10 |
| Troy Matteson.....  | 73 | 69 | 73 | 215 | -1  | t49 |
| Wes Latimer.....    | 75 | 70 | 73 | 218 | +2  | t64 |
| Kris Mikkelsen..... | 75 | 72 | 74 | 221 | +5  | t75 |

## 2001 Finals

Durham, N.C./Duke University Golf Club

4th/30 teams (289-292-282-285—1148)

Strokes off Lead/Par: -22/-4

|                     |    |    |    |    |     |     |     |
|---------------------|----|----|----|----|-----|-----|-----|
| Kris Mikkelsen..... | 66 | 72 | 72 | 71 | 281 | -7  | t4  |
| Bryce Molder.....   | 73 | 72 | 66 | 73 | 284 | -4  | t8  |
| Troy Matteson.....  | 74 | 76 | 69 | 70 | 289 | +1  | t27 |
| Wes Latimer.....    | 76 | 72 | 77 | 74 | 299 | +11 | t59 |
| Matt Weibring.....  | 76 | 78 | 75 | 71 | 300 | +12 | t63 |

## 2002 East Regional

Roswell, Ga./Ansley Golf Club's Settdown Creek

T1st/27 teams (291-287-298—876)

Strokes Off Lead/Par: +1/+12

|                        |    |    |    |     |     |     |
|------------------------|----|----|----|-----|-----|-----|
| Matt Weibring.....     | 70 | 71 | 75 | 216 | E   | 5   |
| Chan Song.....         | 76 | 70 | 74 | 220 | +4  | t13 |
| Kris Mikkelsen.....    | 73 | 74 | 74 | 221 | +5  | t18 |
| Nicholas Thompson..... | 75 | 72 | 75 | 222 | +6  | t23 |
| Troy Matteson.....     | 73 | 76 | 78 | 227 | +11 | t60 |

## 2002 Finals

Columbus, Ohio/Ohio State Univ. Scarlet Course

2nd/30 teams (277-286-290-285—1138)

Strokes off Lead/Par: -4/+2

|                        |    |    |    |    |     |     |     |
|------------------------|----|----|----|----|-----|-----|-----|
| Troy Matteson.....     | 73 | 66 | 70 | 67 | 276 | -8  | 1   |
| Kris Mikkelsen.....    | 70 | 74 | 71 | 71 | 286 | +2  | t33 |
| Nicholas Thompson..... | 67 | 73 | 75 | 74 | 289 | +5  | t51 |
| Matt Weibring.....     | 70 | 74 | 74 | 73 | 291 | +7  | t63 |
| Chan Song.....         | 70 | 73 | 76 | 75 | 294 | +10 | t86 |

## 2003 East Regional

Auburn, Ala./Auburn University Club

2nd/27 teams (281-286-281—848)

Strokes Off Lead/Par: -9/-16

|                        |    |    |    |     |     |     |
|------------------------|----|----|----|-----|-----|-----|
| Troy Matteson.....     | 68 | 67 | 66 | 201 | -15 | 1   |
| Chan Song.....         | 70 | 71 | 70 | 211 | -5  | t12 |
| Nicholas Thompson..... | 71 | 76 | 73 | 220 | +4  | t43 |
| Adam Cranford.....     | 72 | 78 | 72 | 222 | +6  | t51 |
| Thomas Jordan.....     | 78 | 72 | 76 | 226 | +10 | t76 |

## 2003 Finals

Stillwater, Okla./Karsten Creek Golf Club

T11th/30 teams (310-306-302-300—1218)

Strokes off Lead/Par: -27/+66

|                        |    |    |    |    |     |     |     |
|------------------------|----|----|----|----|-----|-----|-----|
| Nicholas Thompson..... | 77 | 77 | 72 | 70 | 296 | +8  | t12 |
| Troy Matteson.....     | 78 | 74 | 77 | 75 | 304 | +16 | t39 |
| Thomas Jordan.....     | 79 | 77 | 79 | 77 | 312 | +24 | t63 |
| Chan Song.....         | 77 | 82 | 76 | 78 | 313 | +25 | t67 |
| Adam Cranford.....     | 78 | 78 | 77 | 89 | 322 | +34 | t83 |

## 2004 East Regional

New Haven, Conn./The Course at Yale

T3rd/27 teams (291-288-285 — 864)

Strokes Off Lead/Par: -8/+24

|                        |    |    |    |     |     |      |
|------------------------|----|----|----|-----|-----|------|
| Roberto Castro.....    | 74 | 68 | 70 | 212 | +2  | t9   |
| Nicholas Thompson..... | 72 | 73 | 70 | 215 | +5  | t17  |
| Mike Barbosa.....      | 73 | 75 | 71 | 219 | +9  | t31  |
| Chan Song.....         | 72 | 72 | 76 | 220 | +10 | t41  |
| Kevin Larsen.....      | 80 | 80 | 74 | 234 | +24 | t111 |

## 2004 Finals

Hot Springs, Va./Homestead Resort, Cascades Course

T5th/30 teams (289-285-287-290-1151)

Strokes Off Lead/Par: -17/+31

|                        |    |    |    |    |     |     |     |
|------------------------|----|----|----|----|-----|-----|-----|
| Nicholas Thompson..... | 70 | 73 | 68 | 73 | 284 | E   | t17 |
| Chan Song.....         | 70 | 69 | 77 | 71 | 287 | +3  | t24 |
| Mike Barbosa.....      | 73 | 74 | 72 | 72 | 291 | +11 | t36 |
| Roberto Castro.....    | 76 | 74 | 70 | 74 | 294 | +14 | t44 |
| Kevin Larsen.....      | 82 | 69 | 78 | 79 | 308 | +28 | t76 |

## 2005 East Regional

Kingston Springs, Tenn./The Golf Club of Tennessee

T6th/27 teams (285-283-279 — 847)

Strokes Off Lead/Par: -12/-5

|                        |    |    |    |     |     |      |
|------------------------|----|----|----|-----|-----|------|
| Roberto Castro.....    | 73 | 69 | 65 | 207 | -6  | t10  |
| Chan Song.....         | 68 | 69 | 70 | 207 | -6  | t10  |
| Nicholas Thompson..... | 72 | 72 | 69 | 213 | E   | t33  |
| Kevin Larsen.....      | 72 | 75 | 75 | 222 | +9  | t82  |
| Mike Barbosa.....      | 77 | 73 | 75 | 225 | +12 | t100 |

## 2005 Finals

Owings Mills, Md./Caves Valley Golf Club

2nd/30 teams (288-281-295-282—1146)

Strokes off Lead/Par: -11/+26

|                        |    |    |    |    |     |     |     |
|------------------------|----|----|----|----|-----|-----|-----|
| Roberto Castro.....    | 69 | 68 | 71 | 71 | 279 | -1  | 3   |
| Mike Barbosa.....      | 71 | 72 | 76 | 71 | 290 | +10 | t27 |
| Chan Song.....         | 73 | 72 | 74 | 71 | 290 | +10 | t27 |
| Nicholas Thompson..... | 75 | 69 | 77 | 69 | 290 | +10 | t27 |
| Kevin Larsen.....      | 77 | 74 | 74 | 77 | 302 | +22 | t67 |

## 2006 Central Regional

Chardon, Ohio/Sand Ridge Golf Club

T3rd/27 teams (295-288-284 — 867)

Strokes Off Lead/Par: -22/+15

|                       |    |    |    |     |     |     |
|-----------------------|----|----|----|-----|-----|-----|
| Cameron Tringale..... | 71 | 71 | 72 | 214 | +1  | t4  |
| Kevin Larsen.....     | 69 | 78 | 70 | 217 | +4  | t15 |
| Roberto Castro.....   | 77 | 73 | 70 | 220 | +7  | t30 |
| Mike Barbosa.....     | 78 | 71 | 72 | 221 | +8  | t37 |
| Taylor Hall.....      | 80 | 73 | 73 | 226 | +13 | t63 |

## 2006 Finals

Sunriver, Ore./Crosswater Golf Club

MC/30 teams (304-294-296 — 891)

Strokes off Lead/Par: -34/+27

|                       |    |    |    |    |     |     |     |
|-----------------------|----|----|----|----|-----|-----|-----|
| Cameron Tringale..... | 73 | 70 | 68 | 74 | 285 | -3  | #18 |
| Kevin Larsen.....     | 76 | 71 | 73 | -  | 220 | +4  | na  |
| Mike Barbosa.....     | 75 | 74 | 77 | -  | 226 | +10 | na  |
| Roberto Castro.....   | 77 | 84 | 78 | -  | 239 | +23 | na  |
| Taylor Hall.....      | 81 | 79 | 80 | -  | 240 | +24 | na  |

Tech stood 26th after 54 holes; #made 54-hole cut as individual

## 2007 East Regional

Alpharetta, Ga./The Golf Club of Georgia

T2nd/27 teams (284-294-289 — 867)

Strokes Off Lead/Par: -12/+3

|                       |    |    |    |     |     |      |
|-----------------------|----|----|----|-----|-----|------|
| Chesson Hadley.....   | 68 | 75 | 71 | 214 | -2  | 7    |
| Cameron Tringale..... | 67 | 70 | 80 | 217 | +1  | t14  |
| Roberto Castro.....   | 75 | 73 | 73 | 221 | +5  | t27  |
| Kevin Larsen.....     | 74 | 76 | 76 | 226 | +10 | t166 |
| Taylor Hall.....      | 81 | 78 | 69 | 228 | +12 | t78  |

## 2007 Finals

Williamsburg, Va./Golden Horseshoe Golf Club (Gold Course)

8th/30 teams (288-275-280-288 — 1131)

Strokes Off Lead/Par: -22/+11

|                       |    |    |    |    |     |     |     |
|-----------------------|----|----|----|----|-----|-----|-----|
| Chesson Hadley.....   | 72 | 67 | 66 | 70 | 275 | -5  | t4  |
| Cameron Tringale..... | 67 | 68 | 69 | 74 | 278 | -2  | t9  |
| Roberto Castro.....   | 74 | 70 | 72 | 71 | 287 | +7  | t46 |
| Kevin Larsen.....     | 75 | 70 | 74 | 74 | 293 | +13 | t68 |
| Taylor Hall.....      | 78 | 72 | 73 | 73 | 296 | +16 | t74 |

## 2008 Central Regional

Columbus, Ohio/Ohio State Scarlet Course

15th/27 teams (307-299-302 — 908)

Strokes Off Lead/Par: -29/+56

|                         |    |    |    |     |     |      |
|-------------------------|----|----|----|-----|-----|------|
| Chesson Hadley.....     | 72 | 75 | 75 | 222 | +9  | t12  |
| Taylor Hall.....        | 78 | 74 | 75 | 227 | +14 | t52  |
| John-Tyler Griffin..... | 78 | 77 | 74 | 229 | +16 | t65  |
| Cameron Tringale.....   | 80 | 74 | 78 | 232 | +19 | t89  |
| David Dragoo.....       | 79 | 76 | 80 | 235 | +22 | t109 |



# NCAA CHAMPIONSHIP SUMMARIES

## 2009 Central Regional

Bowling Green, Ky./The Club at Olde Stone

T3rd/13 teams (292-293-295 — 880)

Strokes off Lead/Par: -17/+16

|                          |    |    |    |     |     |     |
|--------------------------|----|----|----|-----|-----|-----|
| Cameron Tringale.....    | 69 | 74 | 71 | 214 | -2  | t3  |
| John-Tyler Griffin ..... | 74 | 72 | 71 | 217 | +1  | t11 |
| Chesson Hadley .....     | 75 | 72 | 77 | 224 | +8  | t30 |
| James White.....         | 75 | 75 | 76 | 226 | +10 | t39 |
| David Drago.....         | 74 | 78 | 78 | 230 | +14 | t48 |

## 2009 Finals

Toledo, Ohio/Inverness Club

T10th/30 teams (301-285-288 — 874)

Strokes off Lead/Par: -25/+22

|                          |    |    |    |     |     |      |
|--------------------------|----|----|----|-----|-----|------|
| Cameron Tringale.....    | 74 | 67 | 74 | 215 | +2  | t18  |
| David Drago.....         | 79 | 72 | 68 | 219 | +6  | t36  |
| Chesson Hadley .....     | 72 | 72 | 76 | 220 | +7  | t47  |
| John-Tyler Griffin ..... | 76 | 74 | 72 | 222 | +9  | t60  |
| James White.....         | 79 | 77 | 74 | 230 | +17 | t127 |

## 2010 Southeast Regional

Alpharetta, Ga./Capital City Club Crabapple Course

3rd/13 teams (287-286-272 — 845)

Strokes off Lead/Par: -4/+5

|                          |    |    |    |     |    |     |
|--------------------------|----|----|----|-----|----|-----|
| John-Tyler Griffin ..... | 68 | 73 | 68 | 209 | -1 | t3  |
| Chesson Hadley .....     | 73 | 69 | 68 | 210 | E  | t8  |
| James White.....         | 71 | 72 | 72 | 215 | +5 | t23 |
| Kyle Scott.....          | 77 | 72 | 68 | 217 | +7 | t30 |
| Paul Haley .....         | 75 | 76 | 68 | 219 | +9 | t41 |

## 2010 Finals

Ooltewah, Tenn./The Honors Course

3rd/30 teams (290-282-286 — 858)

Strokes off Lead/Par: -8/-6

|                          |    |    |    |     |    |     |
|--------------------------|----|----|----|-----|----|-----|
| Paul Haley .....         | 70 | 69 | 73 | 212 | -4 | t9  |
| Chesson Hadley .....     | 72 | 72 | 69 | 213 | -3 | t14 |
| John-Tyler Griffin ..... | 71 | 72 | 72 | 215 | -1 | t25 |
| James White.....         | 77 | 72 | 72 | 221 | +5 | t72 |
| Kyle Scott.....          | 78 | 69 | 74 | 221 | +5 | t72 |

Match Play - Lost to Augusta State, 3-2 (quarterfinals) - Haley L 1-up, Scott W 1-up, White W 2&1, Hadley L 1-up, Griffin L 1-up

## 2011 East Regional

Radford, Va./Pete Dye River Course at Virginia Tech

T-3rd/13 teams (289-293-287 — 869)

Strokes off Lead/Par: -4/+5

|                          |    |    |    |     |     |     |
|--------------------------|----|----|----|-----|-----|-----|
| Kyle Scott.....          | 68 | 73 | 71 | 212 | -4  | t2  |
| James White.....         | 73 | 71 | 68 | 212 | -4  | t2  |
| John-Tyler Griffin ..... | 74 | 74 | 73 | 221 | +5  | t17 |
| Richard Werenski .....   | 74 | 75 | 75 | 224 | +8  | t28 |
| Paul Haley .....         | 76 | 76 | 76 | 228 | +12 | t42 |

## 2011 Finals

Stillwater, Okla./Karsten Creek Golf Club

2nd/30 teams (283-290-302 — 875)

Strokes off Lead/Par: -3/+11

|                          |    |    |    |     |     |      |
|--------------------------|----|----|----|-----|-----|------|
| James White.....         | 67 | 73 | 76 | 216 | E   | t8   |
| John-Tyler Griffin ..... | 73 | 72 | 74 | 219 | +3  | t17  |
| Paul Haley .....         | 71 | 72 | 77 | 220 | +4  | t20  |
| Kyle Scott.....          | 72 | 74 | 75 | 221 | +5  | t29  |
| Richard Werenski .....   | 76 | 73 | 82 | 231 | +15 | t102 |

Match Play - Lost to Augusta State, 3-2 (quarterfinals) - White L 3&2, Griffin W 3&2 W 1-up, Scott L 1-up, Haley L 2-up, Werenski W 19 holes

## 2012 Southwest Regional

Norman, Okla./Jimmie Austin OU Golf Club

6th/14 teams (290-286-307 — 883)

Strokes off Lead/Par: -23/+19

|                           |    |    |    |     |     |     |
|---------------------------|----|----|----|-----|-----|-----|
| Ollie Schniederjans ..... | 62 | 69 | 78 | 219 | +3  | t15 |
| James White.....          | 69 | 74 | 79 | 222 | +6  | t24 |
| Anders Albertson .....    | 74 | 76 | 73 | 223 | +7  | t27 |
| Bo Andrews .....          | 75 | 72 | 77 | 224 | +8  | t31 |
| Richard Werenski .....    | 77 | 71 | 81 | 229 | +13 | t48 |

## 2013 Tallahassee Regional

Tallahassee, Fla./Golden Eagle Golf and Country Club

4th/13 teams (280-284-285 — 849)

Strokes off Lead/Par: -19/-15

|                           |    |    |    |     |    |     |
|---------------------------|----|----|----|-----|----|-----|
| Anders Albertson .....    | 66 | 71 | 72 | 209 | -7 | t10 |
| Bo Andrews .....          | 71 | 71 | 68 | 210 | -6 | t14 |
| Ollie Schniederjans ..... | 70 | 71 | 71 | 212 | -4 | t19 |
| Shun Yat Hak.....         | 73 | 73 | 74 | 220 | +4 | t42 |
| Seth Reeves .....         | 75 | 71 | 79 | 225 | +9 | t60 |

## 2013 Finals

Milton, Ga./Capital City Club Crabapple Course

2nd/30 teams (274-274-282 — 830)

Strokes off Lead/Par: -6/-10

|                           |    |    |    |     |     |      |
|---------------------------|----|----|----|-----|-----|------|
| Ollie Schniederjans ..... | 67 | 68 | 70 | 205 | -5  | t8   |
| Seth Reeves .....         | 69 | 69 | 68 | 206 | -4  | t13  |
| Anders Albertson .....    | 69 | 67 | 73 | 209 | -1  | t26  |
| Shun Yat Hak.....         | 69 | 70 | 71 | 210 | E   | t32  |
| Bo Andrews .....          | 78 | 72 | 73 | 223 | +13 | t144 |

Match Play - Defeated UNLV, 3-2 (quarterfinals) - Reeves L 4&3, Hak L 2-up, Andrews W 3&2, Schniederjans W 1-up (19 holes), Albertson W 2&1; Lost to Alabama, 3-0-2 (semifinals) - Albertson AS, Hak L 4&3, Andrews AS, Reeves L 3&1, Schniederjans L 3&2

## 2014 Raleigh Regional

Raleigh, N.C./Lonnie Poole Golf Course

1st/13 teams (268-272-285 — 825)

Strokes off Lead/Par: +17/-27

|                           |    |    |    |     |    |     |
|---------------------------|----|----|----|-----|----|-----|
| Ollie Schniederjans ..... | 66 | 68 | 72 | 206 | -7 | 2   |
| Seth Reeves .....         | 69 | 69 | 69 | 207 | -6 | t3  |
| Bo Andrews .....          | 67 | 68 | 74 | 209 | -4 | t6  |
| Anders Albertson .....    | 73 | 67 | 71 | 211 | -2 | 8   |
| Richard Werenski .....    | 66 | 75 | 73 | 214 | +1 | t15 |

## 2014 Finals

Hutchinson, Kan./Prairie Dunes Country Club

5th/30 teams (277-282-282 — 841)

Strokes off Lead/Par: -12/+1

|                           |    |    |    |     |     |      |
|---------------------------|----|----|----|-----|-----|------|
| Ollie Schniederjans ..... | 71 | 65 | 68 | 204 | -6  | 2    |
| Seth Reeves .....         | 66 | 72 | 68 | 206 | -4  | t6   |
| Richard Werenski .....    | 69 | 72 | 74 | 215 | +5  | t69  |
| Bo Andrews .....          | 71 | 73 | 74 | 218 | +8  | t89  |
| Anders Albertson .....    | 79 | 73 | 72 | 224 | +14 | t125 |

Match Play - lost to Oklahoma State, 4-0-1 (quarterfinals) -

Werenski L 2&1, Andrews L 1-up, Albertson L 1-up; Schniederjans AS, Reeves L 1-up

## 2015 San Diego Regional

Rancho Sante Fe, Calif./The Farms Golf Club

3rd/13 teams (299-283-287 — 869)

Strokes off Lead/Par: -26/+5

|                           |    |    |    |     |    |     |
|---------------------------|----|----|----|-----|----|-----|
| Ollie Schniederjans ..... | 75 | 69 | 70 | 214 | -2 | t7  |
| Anders Albertson .....    | 75 | 72 | 70 | 217 | +1 | t14 |
| Chris Petefish .....      | 72 | 70 | 75 | 217 | +1 | t14 |
| James Clark .....         | 77 | 72 | 73 | 222 | +6 | t29 |
| Vincent Whaley .....      | 78 | 73 | 74 | 225 | +9 | t49 |

## 2015 Finals

Bradenton, Fla./The Concession Golf Club

9th/30 teams (293-295-290-297 — 1175)

Strokes off Lead/Par: -20/+23

|                           |    |    |    |    |     |     |     |
|---------------------------|----|----|----|----|-----|-----|-----|
| Vincent Whaley .....      | 79 | 71 | 68 | 76 | 294 | +6  | t33 |
| Ollie Schniederjans ..... | 76 | 74 | 70 | 78 | 298 | +10 | t49 |
| Chris Petefish .....      | 72 | 77 | 73 | 77 | 299 | +11 | 53  |
| James Clark .....         | 76 | 75 | 79 | 70 | 300 | +12 | t54 |
| Anders Albertson .....    | 69 | 75 | 85 | 74 | 303 | +15 | t67 |

## 2016 Tucson Regional

Marana, Ariz./The Gallery at Dove Mountain

T7th/14 teams (297-288-282 — 867)

Strokes off Lead/Par: -34/+3

|                      |    |    |    |     |     |       |
|----------------------|----|----|----|-----|-----|-------|
| Jacob Joiner.....    | 78 | 70 | 68 | 216 | E   | t17th |
| Chris Petefish ..... | 70 | 75 | 71 | 216 | E   | t17th |
| Vincent Whaley ..... | 75 | 71 | 70 | 216 | E   | t17th |
| James Clark .....    | 74 | 72 | 73 | 219 | +3  | t26th |
| Michael Hines .....  | 86 | 77 | 78 | 241 | +25 | t71st |

## 2017 Stanford Regional

Stanford, Calif./Stanford Golf Course

6th/13 teams (287-273-284 — 844)

Strokes off Lead/Par: -21/+4

|                         |    |    |    |     |    |     |
|-------------------------|----|----|----|-----|----|-----|
| Luke Schniederjans..... | 76 | 62 | 72 | 210 | E  | t12 |
| Andy Ogletree.....      | 70 | 72 | 69 | 211 | +1 | t17 |
| James Clark .....       | 71 | 69 | 74 | 214 | +4 | t27 |
| Tyler Strafaci.....     | 70 | 70 | 74 | 214 | +4 | t27 |
| Vincent Whaley .....    | 76 | 73 | 69 | 218 | +8 | t48 |

## 2018 Raleigh Regional

Raleigh, N.C./Lonnie Poole Golf Course

6th/14 teams (274-279-282 — 835)

Strokes off Lead/Par: -22/-17

|                         |    |    |    |     |    |       |
|-------------------------|----|----|----|-----|----|-------|
| Tyler Strafaci.....     | 68 | 69 | 71 | 208 | -5 | t13th |
| Andy Ogletree.....      | 70 | 69 | 70 | 209 | -4 | t16th |
| Noah Norton .....       | 70 | 69 | 72 | 211 | -2 | t26th |
| Chris Petefish .....    | 68 | 74 | 69 | 211 | -2 | t26th |
| Luke Schniederjans..... | 68 | 72 | 72 | 212 | -1 | t32nd |

## Finals Superlatives

### INDIVIDUAL

Lowest Round: 63 (9-under-par), Mikko Rantanen, 2nd round, 1994  
 Low Tournament Score: 273 (15-under-par), Bryce Molder, 1998  
 Best Finish: 1st, Troy Matteson, 2002  
 Worst Finish (72 holes): T-127, Briny Baird, 1991

### TEAM

Lowest Round: 274 (-14), 2nd round, 1994  
 Highest Round: 314, 1st round, 1999  
 Low Tournament Score: 1116 (-36) in 2000  
 High Tournament Score (72 holes): 1218 in 2003  
 Best Finish (stroke play): 2nd place, 1993, 2000, 2002, 2005, 2012  
 Worst Finish (72 holes): 22nd place, 1987  
 Closest to Leader: Tied, lost playoff in 2000  
 Furthest from Leader (72 holes): 54 shots, 1987  
 Most Strokes Under Par: 36-under-par (1116), 2000

## Regional Superlatives

### INDIVIDUAL

Lowest Round: 64 (-8), Matt Kuchar (1st round), 1998  
 Low Tournament Score: 201 (-15), Troy Matteson, 2003  
 Most Shots Under Par: 15-under (201), Troy Matteson, 2003  
 Best Finish: 1st, Chan Reeves, 1991; Jimmy Johnston, 1992; Matt Kuchar, 1998; Troy Matteson, 2003  
 Widest Victory Margin: 4 shots, Chan Reeves, 1991; Matt Kuchar, 1998

### TEAM

Lowest Round: 272 (-8), 3rd round, 2010  
 Highest Round: 301, 1st round, 1992  
 Low Tournament Score: 835 (-29), 1998  
 High Tournament Score: 886, 1995  
 Best Finish: 1st place, 1991, 1998, 1999, 2002  
 Worst Finish: T-7th place, 1995, 2016  
 Widest Victory Margin: 13 shots, 1991  
 Most Shots from Lead: 34 shots, 2016  
 Most Shots Under Par: 29-under (835), 1998

## NCAA Championship Timeline

The national collegiate championships were conducted by the United States Golf Association through 1938, and consisted of a medal competition and a match play bracket similar to today's U.S. Amateur.

The NCAA began conducting the championship in 1939, using a match play format through 1965, when it became a 72-hole, stroke-play event.

The NCAA instituted a 54-hole cut from 1979-88. A 36-hole cut was used in 1989, and again from 1992-2001. No cuts were made in 1990, 1991 or 2002.

Regional qualifying tournaments were instituted in 1989, expanding the championship field to 81 teams, 27 in each of three regionals, with 30 teams advancing to the 72-hole finals. In 2009, the format was changed to include a total of six regional tournaments (13 teams in three, 14 teams in the other three). Thirty teams (five from each regional) advanced to the finals.

The finals structure changed again in 2009, with 30 teams playing 54 holes of stroke play. The individual national champion was crowned after 54 holes, and the top eight teams advanced to a match play bracket to decide the team champion. In 2015, the NCAA added a fourth 18-hole round to the stroke-play portion, cutting the field to the top 15 teams and nine individuals not on those teams for the final round.

# TEAM HISTORY AT-A-GLANCE

| Year | Coach          | Captain                           | *Record/Wins | +NCAA | #Conference |
|------|----------------|-----------------------------------|--------------|-------|-------------|
| 1918 | unknown        | Tom Prescott                      | 3-0          | —     | —           |
| 1919 | unknown        | unknown                           | unknown      | —     | —           |
| 1920 | unknown        | unknown                           | unknown      | —     | —           |
| 1921 | unknown        | unknown                           | unknown      | —     | —           |
| 1922 | unknown        | unknown                           | unknown      | —     | —           |
| 1923 | unknown        | Bip Farnsworth                    | 2-1          | —     | —           |
| 1924 | unknown        | Bip Farnsworth                    | 1-2          | —     | —           |
| 1925 | unknown        | Bill Spalding                     | 2-2          | —     | —           |
| 1926 | unknown        | Bill Spalding                     | 5-2          | —     | —           |
| 1927 | unknown        | Watts Gunn+                       | 5-1          | —     | Champions   |
| 1928 | unknown        | Watts Gunn                        | 6-1          | —     | —           |
| 1929 | unknown        | Shag Irvin                        | 5-3          | —     | —           |
| 1930 | unknown        | Charles Brimby                    | 4-5          | —     | —           |
| 1931 | H.E. Dennison  | Scott Hudson                      | 4-4          | —     | —           |
| 1932 | H.E. Dennison  | Ivan Allen                        | unknown      | —     | —           |
| 1933 | H.E. Dennison  | Frank Ridley                      | 6-0          | —     | —           |
| 1934 | H.E. Dennison  | Charlie Yates+                    | 7-0          | —     | —           |
| 1935 | H.E. Dennison  | Charlie Yates                     | 7-0          | —     | —           |
| 1936 | H.E. Dennison  | S.N. Holditch                     | unknown      | —     | —           |
| 1937 | H.E. Dennison  | Tommy Barnes                      | unknown      | —     | —           |
| 1938 | H.E. Dennison  | Tommy Barnes                      | unknown      | —     | —           |
| 1939 | H.E. Dennison  | Gene Brooks                       | unknown      | —     | —           |
| 1940 | H.E. Dennison  | Danny Yates                       | unknown      | —     | —           |
| 1941 | H.E. Dennison  | Danny Yates                       | unknown      | —     | —           |
| 1942 | H.E. Dennison  | Hal Florence                      | unknown      | —     | —           |
| 1943 | no team        |                                   |              |       |             |
| 1944 | no team        |                                   |              |       |             |
| 1945 | no team        |                                   |              |       |             |
| 1946 | H.E. Dennison  | none                              | unknown      | —     | —           |
| 1947 | H.E. Dennison  | Ike Scott                         | 11-2         | T14th | —           |
| 1948 | H.E. Dennison  | Ashby Taylor                      | 8-5          | —     | 2nd         |
| 1949 | H.E. Dennison  | Albert Swann                      | 8-2          | —     | Champions   |
| 1950 | H.E. Dennison  | Scott Howell                      | 5-5-1        | —     | 6th         |
| 1951 | H.E. Dennison  | Scott Howell                      | 8-3          | —     | 3rd         |
| 1952 | H.E. Dennison  | Tommy Bachman                     | 6-5          | —     | 3rd         |
| 1953 | H.E. Dennison  | Charlie Harrison                  | 2-7          | —     | 7th         |
| 1954 | H.E. Dennison  | Lynwood Johnson                   | 7-2          | —     | 5th         |
| 1955 | H.E. Dennison  | John Maddox                       | 4-7          | —     | 6th         |
| 1956 | Tommy Plaxico  | Ned Edge                          | 7-3-1        | —     | 3rd         |
| 1957 | Tommy Plaxico  | George Johnson                    | 5-7          | —     | 3rd         |
| 1958 | Tommy Plaxico  | Morris Copeland,<br>Bland Johnson | 8-7          | —     | 5th         |
| 1959 | Tommy Plaxico  | Jimmy Cleveland                   | 2-8          | —     | 4th         |
| 1960 | Tommy Plaxico  | Jimmy Cleveland                   | 9-4          | —     | 4th         |
| 1961 | Tommy Plaxico  | Lefty Ewing                       | 8-6          | —     | 5th         |
| 1962 | Tommy Plaxico  | Bill Ploeger                      | 7-7-2        | —     | t4th        |
| 1963 | Tommy Plaxico  | Buddy Baker                       | 8-9          | —     | 7th         |
| 1964 | Tommy Plaxico  | Robbie Horak                      | 5-10         | —     | 7th         |
| 1965 | Tommy Plaxico  | Larry Sears                       | 7-6-1        | —     | —           |
| 1966 | Tommy Plaxico  | Bunky Henry                       | 7-2-2        | —     | —           |
| 1967 | Tommy Plaxico  | Bunky Henry                       | 10-7         | —     | —           |
| 1968 | Tommy Plaxico  | Bill Dudley                       | 3-15-1       | —     | —           |
| 1969 | Tommy Plaxico  | Len Williams                      | 8-7          | —     | —           |
| 1970 | Tommy Plaxico  | none                              | 11-8-1       | —     | —           |
| 1971 | Tommy Plaxico  | none                              | 3-10         | —     | —           |
| 1972 | Tommy Plaxico  | none                              | 8-9          | —     | —           |
| 1973 | Tommy Plaxico  | Lanny Houillion                   | 4-3          | —     | —           |
| 1974 | Tommy Plaxico  | none                              | 4-5          | —     | —           |
| 1975 | Tommy Plaxico  | none                              | —            | —     | 11th        |
| 1976 | Tommy Plaxico  | Jim Teuscher                      | **2-0        | —     | 12th        |
| 1977 | Tommy Plaxico  | Mike Johnson                      | **0-1        | —     | 3rd         |
| 1978 | Tommy Plaxico  | Larry Mize                        | —            | —     | 5th         |
| 1979 | Tommy Plaxico  | Larry Mize                        | —            | —     | 8th         |
| 1980 | Tommy Plaxico  | —                                 | —            | —     | —           |
| 1981 | Tommy Plaxico  | —                                 | —            | —     | —           |
| 1982 | Tommy Plaxico  | —                                 | —            | —     | 8th         |
| 1983 | Puggy Blackmon | —                                 | 1            | —     | 7th         |

Georgia Tech fielded its first intercollegiate golf team in 1918, “and it was met with marked success in the matches with the Eastern colleges,” reads the 1918 edition of the Blueprint, the Georgia Tech yearbook.

“To get to the personnel and work of the team. Very little time was had by the men to practice, but they went to it with a will and when the time for the first match with Columbia came around, a formidable quartet was on hand. Perry Adair, one of the foremost golfers in the South, was number one man. Adair has been playing golf around Atlanta since twelve years old and holds many of the course records in the South. Fred Howden of Savannah, was elected manager. Howden had a score of notable records to his credit there. Ewing Watkins, one of the best golfers in Tennessee and said to be the longest driver in the South, and Tom Prescott of Atlanta golf fame, comprised the other two members of the team.”

Scoring for matches that year, and in years beyond, “was kept on the Nassau system, the winners on the first nine being awarded one point, the same being true for the second nine holes, and an additional point being awarded for the best ball of the match.”

| Year | Coach          | Captain                            | *Record/Wins | +NCAA  | #Conference |
|------|----------------|------------------------------------|--------------|--------|-------------|
| 1984 | Puggy Blackmon | —                                  | —            | —      | 5th         |
| 1985 | Puggy Blackmon | Bob McDonnell                      | 4            | 12th   | Champion    |
| 1986 | Puggy Blackmon | Bob McDonnell                      | 2            | t13th  | 2nd         |
| 1987 | Puggy Blackmon | Nacho Gervas,<br>Jay Nichols       | 4            | 22nd   | t2nd        |
| 1988 | Puggy Blackmon | —                                  | 1            | 5th    | 7th         |
| 1989 | Puggy Blackmon | —                                  | 1            | %t18th | 2nd         |
| 1990 | Puggy Blackmon | —                                  | 2            | 11th   | t5th        |
| 1991 | Puggy Blackmon | —                                  | 4            | 6th    | Champion    |
| 1992 | Puggy Blackmon | —                                  | 4            | 5th    | Champion    |
| 1993 | Puggy Blackmon | —                                  | 5            | 2nd    | Champion    |
| 1994 | Puggy Blackmon | —                                  | 3            | 6th    | Champion    |
| 1995 | Puggy Blackmon | —                                  | 1            | %29th  | 2nd         |
| 1996 | Bruce Heppler  | Sam Hulsey                         | —            | —      | 9th         |
| 1997 | Bruce Heppler  | Rob Anderson                       | —            | —      | 8th         |
| 1998 | Bruce Heppler  | Brian Newton                       | 2            | 3rd    | 2nd         |
| 1999 | Bruce Heppler  | Carlton Forrester                  | 3            | %28th  | Champion    |
| 2000 | Bruce Heppler  | Matt Kuchar                        | 4            | ^2nd   | 2nd         |
| 2001 | Bruce Heppler  | Bryce Molder                       | 5            | 4th    | Champion    |
| 2002 | Bruce Heppler  | Kris Mikkelsen                     | 7            | +2nd   | Champion    |
| 2003 | Bruce Heppler  | Troy Matteson                      | —            | t11th  | 4th         |
| 2004 | Bruce Heppler  | Thomas Jordan                      | 2            | t5th   | 3rd         |
| 2005 | Bruce Heppler  | Mike Barbosa,<br>Nicholas Thompson | 1            | 2nd    | 2nd         |
| 2006 | Bruce Heppler  | Thomas Jordan                      | 3            | %26th  | Co-champion |
| 2007 | Bruce Heppler  | Roberto Castro                     | 1            | 8th    | Co-champion |
| 2008 | Bruce Heppler  | Cameron Tringale                   | —            | !15th  | 4th         |
| 2009 | Bruce Heppler  | Adam Cohan,<br>Cameron Tringale    | 1            | t10th  | Champion    |
| 2010 | Bruce Heppler  | John-Tyler Griffin                 | 2            | 3rd/QF | Champion    |
| 2011 | Bruce Heppler  | John-Tyler Griffin                 | 3            | 2nd/QF | Champion    |
| 2012 | Bruce Heppler  | James White                        | 2            | !6th   | Champion    |
| 2013 | Bruce Heppler  | Bo Andrews                         | 2            | 2nd/SF | 4th         |
| 2014 | Bruce Heppler  | Bo Andrews                         | 7            | 5th/QF | Champion    |
| 2015 | Bruce Heppler  | Anders Albertson                   | 4            | 9th    | Champion    |
| 2016 | Bruce Heppler  | Michael Hines                      | —            | !t7th  | 4th         |
| 2017 | Bruce Heppler  | Michael Hines                      | —            | !6th   | 7th         |
| 2018 | Bruce Heppler  | James Clark                        | 4            | !6th   | Champion    |

\* dual match record through 1974, tournament wins from 1975 to present

\*\* played both dual matches and tournaments

# Southern Conference until 1931, SEC from 1932-64, Southern Independent from 1975-76, Metro Conference from 1977-78, ACC from 1979 to present

+ NCAA individual champion (Troy Matteson in 2002)

^ Tied after 72 holes, lost playoff

% missed 36- or 54-hole cut at NCAA Championship

! finish in NCAA regional, did not advance to finals

(QF, SF, F) finish in NCAA match play



# YEAR-BY-YEAR RESULTS (SINCE 1947)

From 1937-39, the Southeastern Conference Championship was held in Baton Rouge, La. From 1940-64, the SEC Championship was held in Athens, Ga., as part of the Southern Intercollegiate Championship (no championship was held from 1943-45 due to World War II). Tech continued to participate in the SIC long after leaving the Southeastern Conference in 1964.

# - denotes tri-match or quad-match;

n/a - denotes scores not available

## 1947-48

|         |      |                                |          |
|---------|------|--------------------------------|----------|
| Mar. 23 | L    | Auburn                         | 8-10     |
| Mar. 25 | L    | Auburn                         | 6.5-11.5 |
| Apr. 3  | W    | Tennessee                      | 15-3     |
| Apr. 10 | W    | Florida                        | 14-4     |
| Apr. 15 | W    | Georgia                        | 10-8     |
| Apr. 23 | W    | Vanderbilt                     | 18-8     |
| Apr. 24 | L    | Kentucky                       | 7.5-10.5 |
| na      | 2nd* | SEC Championship (Athens, Ga.) | 306      |
| May 4   | L    | Emory                          | 8-10     |
| May 8   | W    | Kentucky                       | 14-4     |
| May 14  | L    | Sewanee                        | 8-10     |
| May 15  | W    | Vanderbilt                     | 16-2     |
| May 21  | W    | Georgia                        | 14.5-3.5 |
| May 22  | W    | Tennessee                      | 11.5-7.5 |

\*Albert Swann was the SEC medalist with a score of 73.

## 1948-49

|            |     |                                |          |
|------------|-----|--------------------------------|----------|
| Mar. 22    | W   | Rollins College                | 13.5-4.5 |
| Mar. 24    | W   | Jacksonville NAS               | 13.5-4.5 |
| Mar. 26    | L   | Auburn                         | 4-14     |
| Apr. 2     | W   | South Carolina                 | 17-10    |
| Apr. 9     | W   | Tennessee                      | 16-2     |
| Apr. 12    | W   | Emory                          | 13-5     |
| Apr. 20    | L   | Auburn                         | 8-10     |
| Apr. 22    | W   | Georgia                        | 13.5-4.5 |
| Apr. 27-30 | 1st | SEC Championship (Athens, Ga.) | 302      |
| May 5      | W   | Georgia                        | 13-5     |
| May 14     | --  | Vanderbilt                     | ..dnf    |
| May 20     | W   | Tennessee                      | 12.5-5.5 |
| May 21     | --  | Kentucky                       | ..dnf    |

## 1949-50

|    |         |  |           |
|----|---------|--|-----------|
| na | L       | Auburn                                 | 3.5-14.5  |
| na | W       | Florida                                | 17.5-9.5  |
| na | W       | Tennessee                              | 15.5-2.5  |
| na | W       | Emory                                  | 13.5-4.5  |
| na | W       | Auburn                                 | 12.5-5.5  |
| na | L       | Georgia                                | 10-17     |
| na | --      | Kentucky                               | cancelled |
| na | 6th/6   | SEC Championship (Athens, Ga.)         | 1263      |
| na | 12th/12 | Southern Intercollegiate (Athens, Ga.) | 1263      |
| na | T       | Vanderbilt                             | 9-9       |
| na | L       | Georgia                                | 1.5-17.5  |
| na | W       | Tennessee                              | 9.5-8.5   |
| na | L       | Kentucky                               | 7-11      |
| na | L       | Kentucky                               | 3.5-14.5  |

## 1950-51

|           |        |  |           |
|-----------|--------|--|-----------|
| Mar. 26   | L      | Duke                                   | 8.5-18.5  |
| Apr. 4    | W      | Emory                                  | 17.5-0.5  |
| Apr. 7    | W      | Auburn                                 | 17-1      |
| Apr. 14   | W      | Tennessee                              | 15.5-2.5  |
| Apr. 18   | W      | Emory                                  | 14-4      |
| Apr. 21   | W      | Vanderbilt                             | 10-8      |
| Apr. 25   | L      | Georgia                                | 12.5-14.5 |
| Apr. 28   | W      | Tennessee                              | 15.5-2.5  |
| May 3     | L      | Georgia                                | 10-17     |
| May 5     | W      | Kentucky                               | 17-1      |
| May 7     | W      | Florida                                | 16-2      |
| May 10-12 | 3rd/5  | SEC Championship (Athens, Ga.)         | 604       |
| May 10-12 | 6th/12 | Southern Intercollegiate (Athens, Ga.) | 604       |
| May 18    | --     | Auburn                                 | cancelled |

## 1951-52

|         |        |  |           |
|---------|--------|--|-----------|
| Mar. 24 | L      | Florida                                | 3-24      |
| Mar. 25 | L      | Florida State                          | 12.5-14.5 |
| Apr. 4  | W      | Emory                                  | 17-1      |
| Apr. 11 | W      | Tennessee                              | 13.5-3.5  |
| Apr. 12 | W      | Florida                                | 14-13     |
| Apr. 18 | W      | Emory                                  | 12.5-5.5  |
| Apr. 24 | L      | Georgia                                | 3-24      |
| Apr. 26 | W      | Tennessee                              | 20-7      |
| Apr. 29 | L      | Alabama                                | 7-11      |
| May 1-3 | 3rd/9  | SEC Championship (Athens, Ga.)         | 600       |
| May 1-3 | 5th/20 | Southern Intercollegiate (Athens, Ga.) | 600       |
| May 9   | W      | Vanderbilt                             | 9.5-8.5   |
| May 13  | L      | Georgia                                | 10 ½-16 ½ |

## 1952-53

|          |         |  |           |
|----------|---------|--|-----------|
| Apr. 3   | hW      | Emory                                  | 14-13     |
| Apr. 4   | hL      | Tennessee                              | 3-24      |
| Apr. 7   | hL      | Florida                                | 7.5-19.5  |
| Apr. 18  | aL      | Vanderbilt                             | 8-10      |
| Apr. 21  | hW      | Emory                                  | 15-12     |
| Apr. 25  | aL      | Georgia                                | 12.5-14.5 |
| Apr. 29  | nL      | Alabama (Athens, Ga.)                  | 8-13      |
| A.30-M.2 | 7th/9   | SEC Championship (Athens, Ga.)         | 646       |
| A.30-M.2 | 17th/24 | Southern Intercollegiate (Athens, Ga.) | 646       |
| May 12   | hL      | Georgia                                | 10-17     |
| May 16   | aL      | Tennessee                              | 8-19      |

## 1953-54

|          |         |  |           |
|----------|---------|--|-----------|
| Apr. 1   | W       | Emory                                  | 21-6      |
| Apr. 2   | W       | Tennessee                              | 19-8      |
| Apr. 8   | W       | Auburn                                 | 15-12     |
| Apr. 12  | W       | Emory                                  | 21.5-5.5  |
| Apr. 16  | W       | Vanderbilt                             | 20.5-6.5  |
| Apr. 20  | L       | Auburn                                 | 10-17     |
| Apr. 28  | W       | Florida State                          | 17-10     |
| A.29-M.1 | 5th/7   | SEC Championship (Athens, Ga.)         | 607       |
| A.29-M.1 | 10th/22 | Southern Intercollegiate (Athens, Ga.) | 607       |
| May 13   | L       | Georgia                                | 8.5-18.5  |
| May 15   | W       | Tennessee                              | 14.5-12.5 |

## 1954-55

|         |         |  |           |
|---------|---------|--|-----------|
| Mar. 21 | aW      | Florida State                          | 15.5-11.5 |
| Mar. 22 | aL      | Florida                                | 4.5-22.5  |
| Apr. 1  | hW      | Tennessee                              | 22.5-4.5  |
| Apr. 9  | aW      | Auburn                                 | 22.5-4.5  |
| Apr. 11 | hL      | Florida                                | 8-19      |
| Apr. 16 | aL      | Vanderbilt                             | 11-16     |
| Apr. 19 | hW      | Auburn                                 | 18.5-8.5  |
| Apr. 23 | aL      | Georgia (Athens, Ga.)                  | 6.5-21.5  |
| May 4   | nL      | Memphis (Athens, Ga.)                  | 6.5-21.5  |
| May 5-7 | 6th/8   | SEC Championship (Athens, Ga.)         | 605       |
| May 5-7 | 11th/23 | Southern Intercollegiate (Athens, Ga.) | 605       |
| May 14  | aL      | Tennessee                              | 12-15     |
| May 17  | hL      | Georgia                                | 4.5-22.5  |

Home matches played at East Lake Country Club #2 course.

## 1955-56

|         |        |  |           |
|---------|--------|--|-----------|
| Mar. 30 | hW     | Northern Illinois State                | 24-3      |
| Apr. 2  | hW     | Florida                                | 15.5-11.5 |
| Apr. 9  | hL     | Florida State                          | 11.5-15.5 |
| Apr. 13 | hW     | Rollins College                        | 15-12     |
| Apr. 14 | hW     | Vanderbilt                             | 21.5-5.5  |
| Apr. 21 | aL     | 7-20                                   | Georgia   |
| Apr. 24 | hW     | Auburn                                 | 22.5-4.5  |
| Apr. 28 | aL     | Tennessee                              | 12-15     |
| May 5-7 | 3rd/9  | SEC Championship (Athens, Ga.)         | 602       |
| May 5-7 | 7th/24 | Southern Intercollegiate (Athens, Ga.) | 602       |
| May 9   | hW     | Tennessee                              | 22-5      |
| May 12  | aW     | Auburn                                 | 16.5-10.5 |
| May 15  | hT     | Georgia                                | 13.5-13.5 |

## 1956-57

|         |        |  |           |
|---------|--------|--|-----------|
| Mar. 18 | aL     | Florida State                          | 7.5-19.5  |
| Mar. 19 | aL     | Florida                                | 6.5-20.5  |
| Mar. 20 | aL     | Rollins                                | 7-20      |
| Mar. 21 | aW     | Jacksonville NAS                       | 14-13     |
| Apr. 2  | hW     | Auburn                                 | 17.5-9.5  |
| Apr. 12 | hW     | Florida                                | 18.5-8.5  |
| Apr. 15 | aW     | Auburn                                 | 22-5      |
| Apr. 20 | aL     | Vanderbilt                             | 12.5-14.5 |
| Apr. 23 | aL     | Georgia                                | 11.5-15.5 |
| Apr. 27 | aL     | Tennessee                              | 12.5-14.5 |
| May 2-4 | 3rd/9  | SEC Championship (Athens, Ga.)         | 595       |
| May 2-4 | 7th/28 | Southern Intercollegiate (Athens, Ga.) | 595       |
| May 14  | hL     | Georgia                                | 13-14     |
| May 17  | hW     | Tennessee                              | 20-7      |

## 1957-58

|         |      |  |           |
|---------|------|--|-----------|
| Mar. 17 | aL   | Florida State                          | 6-21      |
| Mar. 18 | aL   | Florida                                | 5-22      |
| Mar. 19 | aL   | Rollins                                | 7.5-19.5  |
| Mar. 20 | aW   | Jacksonville NAS                       | 19.5-7.5  |
| Mar. 28 | nL   | Auburn (Opelika, Ala.)                 | 10.5-16.5 |
| Apr. 1  | hW   | Chattanooga                            | 14-4      |
| Apr. 4  | hL   | Florida                                | 9-18      |
| Apr. 7  | hW   | Auburn                                 | 18-9      |
| Apr. 11 | hW   | Vanderbilt                             | 23.5-3.5  |
| Apr. 14 | hW   | Florida State                          | 14-13     |
| Apr. 18 | aW   | Chattanooga                            | ..forfeit |
| Apr. 19 | aL   | Georgia                                | 3-24      |
| May 1-3 | 5th  | SEC Championship (Athens, Ga.)         | n/a       |
| May 1-3 | 11th | Southern Intercollegiate (Athens, Ga.) | n/a       |
| May 10  | aW   | Tennessee                              | 16-11     |
| May 13  | hL   | Georgia                                | 8-19      |
| May 14  | hW   | Tennessee                              | 16-11     |

## 1958-59

|            |     |  |          |
|------------|-----|--|----------|
| Mar. 23    | aL  | Florida State                          | 6-21     |
| Mar. 24    | aL  | Florida                                | 3-24     |
| Mar. 26-28 | --  | Miami Invitational                     | n/a      |
| Apr. 4     | aW  | Tennessee                              | 24-3     |
| Apr. 8     | hL  | Auburn                                 | 13-14    |
| Apr. 10    | aL  | Vanderbilt                             | 9-18     |
| Apr. 13    | aL  | Georgia                                | 7-20     |
| Apr. 17    | hL  | Florida                                | 9-18     |
| Apr. 24    | aL  | Auburn                                 | 6.5-20.5 |
| A.30-M.2   | 4th | SEC Championship (Athens, Ga.)         | n/a      |
| A.30-M.2   | 7th | Southern Intercollegiate (Athens, Ga.) | n/a      |
| May 6      | hW  | Tennessee                              | 27.5-1.5 |
| May 12     | hL  | Georgia                                | 7-20     |

Home matches played at East Lake Country Club

## 1959-60

|         |     |  |           |
|---------|-----|--|-----------|
| Mar. 21 | aL  | Florida State                          | 11-16     |
| Mar. 22 | aL  | Florida                                | 5.5-21.5  |
| Mar. 23 | aW  | Rollins College                        | 14.5-12.5 |
| Mar. 24 | aal | Florida Southern                       | 9.5-17.5  |
| Mar. 29 | hW  | Michigan State                         | 15.5-11.5 |
| Apr. 1  | hW  | Florida                                | 14-13     |
| Apr. 8  | hW  | Vanderbilt                             | 23.5-3.5  |
| Apr. 11 | aL  | Georgia                                | 5-22      |
| Apr. 18 | aW  | Tennessee                              | 25.5-1.5  |
| Apr. 27 | hW  | Auburn                                 | 24-3      |
| May 5-7 | 4th | SEC Championship (Athens, Ga.)         | n/a       |
| May 5-7 | 8th | Southern Intercollegiate (Athens, Ga.) | n/a       |
| May 13  | hW  | Tennessee                              | 27-0      |
| May 17  | hW  | Georgia                                | 14.5-12.5 |
| May 21  | aW  | Auburn                                 | 21-6      |

Home matches played at East Lake Country Club

## 1960-61

|         |      |  |           |
|---------|------|--|-----------|
| Mar. 20 | aL#  | @Florida State                             | 12-15     |
| Mar. 20 | nW#  | Vanderbilt (Tallahassee, Fla.)             | 23-4      |
| Mar. 21 | aL   | @Florida                                   | 8-19      |
| Mar. 22 | aL   | @Rollins College                           | 10-17     |
| Mar. 23 | aW   | @Florida Southern                          | 19.5-7.5  |
| Mar. 28 | hW   | Georgia State                              | 24-3      |
| Apr. 1  | aW   | @Auburn                                    | 15.5-11.5 |
| Apr. 7  | aW   | @Vanderbilt                                | 22-5      |
| Apr. 14 | hL   | Florida                                    | 12.5-14.5 |
| Apr. 24 | aW   | @Tennessee                                 | 22-5      |
| Apr. 26 | hW   | Auburn                                     | 23-4      |
| Apr. 29 | aL   | @Georgia                                   | 6-21      |
| May 4-6 | 5th  | SEC Championship (Athens, Ga.)             | n/a       |
| May 4-6 | 10th | Southeastern Intercollegiate (Athens, Ga.) | n/a       |
| May 8   | hW   | Tennessee                                  | 25-2      |
| May 16  | L    | Georgia                                    | 7.5-19.5  |

Home matches played at The Standard Town and Country Club

## 1961-62

|         |     |   |           |
|---------|-----|---|-----------|
| Mar. 19 | aL# | @Florida State                          | 10.5-16.5 |
| Mar. 19 | nW# | Springfield College (Tallahassee, Fla.) | 27-0      |
| Mar. 20 | aL  | @Florida                                | 10-17     |
| Mar. 21 | aL  | @Rollins College                        | 11.5-15.5 |
| Mar. 22 | aW  | @Florida Southern                       | 19-8      |
| Mar. 30 | hL# | Florida                                 | 12.5-14.5 |
| Mar. 30 | hW# | Duke                                    | 16-11     |
| Apr. 4  | hL  | Auburn                                  | 12.5-14.5 |
| Apr. 6  | hW  | Vanderbilt                              | 18-9      |
| Apr. 10 | aL# | @Auburn                                 | 11.5-15.5 |
| Apr. 10 | nW# | Kentucky (Auburn, Ala.)                 | 15-12     |
| Apr. 21 | aT  | @Tennessee                              | 13.5-13.5 |
| Apr. 24 | hW  | Georgia State                           | 19.5-7.5  |
| Apr. 28 | aL  | @Georgia                                | 5.5-20.5  |
| May 3-5 | 4th | SEC Championship (Athens, Ga.)          | n/a       |
| May 3-5 | 7th | Southern Intercollegiate (Athens, Ga.)  | n/a       |
| May 11  | hW  | Tennessee                               | 18.5-8.5  |
| May 15  | hT  | Georgia                                 | 13.5-13.5 |

Home matches played at The Standard Town and Country Club

## YEAR-BY-YEAR RESULTS (SINCE 1947)

## 1962-63

|            |      |  |          |
|------------|------|--|----------|
| Mar. 18    | aL#  | Florida State.....                           | 7-20     |
| Mar. 18    | nL#  | Georgia (Tallahassee, Fla.).....             | 6-21     |
| Mar. 18    | nW#  | Springfield College (Tallahassee, Fla.)..... | 26-1     |
| Mar. 19    | aL#  | Florida.....                                 | 6.5-20.5 |
| Mar. 19    | nL#  | Rollins (Gainesville, Fla.).....             | 12-15    |
| Mar. 21-23 | 9th  | Florida Intercollegiate (Ocala, Fla.).....   | n/a      |
| Mar. 26    | hW   | Alabama.....                                 | 20-7     |
| Mar. 29    | hL#  | Florida.....                                 | 8.5-18.5 |
| Mar. 29    | hL#  | Duke.....                                    | 13.5-4.5 |
| Apr. 2     | hW   | Georgia State.....                           | 25-2     |
| Apr. 5     | aL   | Vanderbilt.....                              | 9-18     |
| Apr. 9     | hW   | Auburn.....                                  | 18-9     |
| Apr. 12    | hW   | Tennessee.....                               | 21-6     |
| Apr. 15    | aL   | Auburn.....                                  | 11-16    |
| Apr. 23    | hW   | Georgia State.....                           | 14-13    |
| Apr. 27    | aL   | Georgia.....                                 | 1.5-25.5 |
| May 2-4    | 7th  | SEC Championship (Athens, Ga.).....          | n/a      |
| May 2-4    | 14th | Southern Intercollegiate (Athens, Ga.).....  | n/a      |
| May 13     | aW   | Tennessee.....                               | 5.5-3.5  |
| May 14     | hL   | Georgia.....                                 | 5-22     |

Home matches played at The Standard Town and Country Club

## 1963-64

|            |         |  |          |
|------------|---------|--|----------|
| Mar. 23    | aL#     | Florida State.....                           | 1-17     |
| Mar. 23    | nW#     | Springfield College (Tallahassee, Fla.)..... | 17-1     |
| Mar. 24    | aL      | Florida.....                                 | 7.5-19.5 |
| Mar. 26-28 | 7th     | Miami Invitational.....                      | n/a      |
| Mar. 31    | hW#     | Georgia State.....                           | 16-2     |
| Mar. 31    | hL#     | Duke.....                                    | 8-10     |
| Apr. 3     | hW      | Vanderbilt.....                              | 23-4     |
| Apr. 6     | hL      | Alabama.....                                 | 12-15    |
| Apr. 10    | aL      | Alabama.....                                 | 6.5-20.5 |
| Apr. 11    | aL      | Auburn.....                                  | 9.5-17.5 |
| Apr. 13    | hL      | Tennessee.....                               | 3-9      |
| Apr. 20    | hW      | Auburn.....                                  | 22-5     |
| Apr. 21    | hW      | Georgia State.....                           | 16-11    |
| Apr. 24    | aL      | Georgia.....                                 | 3-24     |
| A.30-M.2   | 7th     | SEC Championship (Athens, Ga.).....          | n/a      |
| A.30-M.2   | 16th/26 | Southern Intercollegiate (Athens, Ga.).....  | n/a      |
| May 8      | aL      | Tennessee.....                               | 3-6      |
| May 12     | hL      | Georgia.....                                 | 7.5-19.5 |

Home matches played at The Standard Town and Country Club

## 1964-65

|            |         |   |           |
|------------|---------|---|-----------|
| Mar. 22    | aL      | Florida State.....                          | 3-15      |
| Mar. 23    | aL      | Florida.....                                | 2.5-24.5  |
| Mar. 24    | aL#     | Florida Southern.....                       | 7.5-19.5  |
| Mar. 24    | nW#     | Sewanee (Lakeland, Fla.).....               | 15-12     |
| Mar. 25-27 | 10th/20 | Miami Invitational.....                     | n/a       |
| Apr. 2     | hW#     | Georgia State.....                          | 21.5-5.5  |
| Apr. 2     | hW#     | Florida Southern.....                       | 19-8      |
| Apr. 9     | aW      | Vanderbilt.....                             | 15.5-11.5 |
| Apr. 13    | hW      | Auburn.....                                 | 20-7      |
| Apr. 20    | hW      | Tennessee.....                              | 16-11     |
| Apr. 22    | hL      | Georgia State.....                          | 11-16     |
| Apr. 24    | aT      | Auburn.....                                 | 13.5-13.5 |
| Apr. 26    | aL      | Georgia.....                                | 4-23      |
| A.29-M.1   | 14th    | Southern Intercollegiate (Athens, Ga.)..... | n/a       |
| May 10     | aW#     | Tennessee.....                              | 12-6      |
| May 10     | nL#     | Georgia (Knoxville, Tenn.).....             | 7.5-10.5  |

Home matches played at The Standard Club

## 1965-66

|         |      |  |           |
|---------|------|--|-----------|
| Mar. 21 | aL   | Florida.....                                     | 8-19      |
| Mar. 23 | 7th  | Miami Invitational.....                          | n/a       |
| Mar. 30 | hT   | Indiana.....                                     | 13.5-13.5 |
| Apr. 1  | hW   | Indiana.....                                     | 17.5-9.5  |
| Apr. 5  | hW   | Georgia State.....                               | 22.5-4.5  |
| Apr. 8  | hW   | Vanderbilt.....                                  | 18.5-8.5  |
| Apr. 19 | hW   | Tennessee.....                                   | 24.5-2.5  |
| Apr. 22 | hW   | Presbyterian.....                                | 21.5-5.5  |
| Apr. 23 | aW   | Auburn.....                                      | 16.5-10.5 |
| Apr. 26 | --   | Georgia.....                                     | cancelled |
| Apr. 27 | --   | Auburn/Wofford.....                              | rain      |
| Apr. 30 | aL   | Georgia.....                                     | 7-20      |
| May 5-7 | 11th | Southern Intercollegiate (Cape Coral, Fla.)..... | n/a       |
| May 12  | hW   | Georgia State.....                               | 22.5-4.5  |
| May 16  | aT   | Tennessee.....                                   | 13.5-13.5 |

Bunky Henry competed in the NCAA Championship at Stanford, Calif. (79-77 - MC)

## 1966-67

|            |     |                         |           |
|------------|-----|-------------------------|-----------|
| Mar. 20    | aL  | Florida.....            | 8-18      |
| Mar. 22-25 | 3rd | Miami Invitational..... | n/a       |
| Mar. 29    | hW  | William & Mary.....     | 25-2      |
| Mar. 30    | hW# | William & Mary.....     | 22-5      |
| Mar. 30    | hL# | Indiana.....            | 10.5-16.5 |
| Mar. 31    | hW  | Indiana.....            | 16-11     |
| Apr. 6     | aL  | @Tennessee.....         | 4.5-22.5  |
| Apr. 10    | aW  | Vanderbilt.....         | 21.5-5.5  |
| Apr. 18    | hL# | Georgia State.....      | 9-18      |
| Apr. 18    | hW# | Wofford.....            | 16.5-10.5 |
| Apr. 21    | aL  | Georgia.....            | 7.5-19.5  |



|         |     |                                    |          |
|---------|-----|------------------------------------|----------|
| Apr. 22 | nW  | Auburn (Alexander City, Ala.)..... | 21-6     |
| May 1   | hL# | Georgia.....                       | 1-17     |
| May 1   | hL# | Georgia State.....                 | 5.5-12.5 |
| May 3   | hW  | Auburn.....                        | 22.5-4.5 |
| May 5   | hW  | Georgia State.....                 | 20.5-6.5 |
| May 6   | aW  | Wofford.....                       | 17-10    |
| May 9   | hW  | Tennessee.....                     | 16-11    |

Home matches played at The Standard Club

Bunky Henry tied for second place in the NCAA Championship at Shawnee, Pa. (77-71-70-70 - 288)

## 1967-68

|            |     |  |          |
|------------|-----|--|----------|
| Mar. 18    | aW  | Florida State.....                       | 15-12    |
| Mar. 19    | aL  | Florida.....                             | 396-377  |
| Mar. 21-23 | 6th | Cape Coral Invitational.....             | n/a      |
| Apr. 1     | aL# | Tennessee.....                           | 6.5-11.5 |
| Apr. 1     | nL# | Furman (Knoxville, Tenn.).....           | 8-10     |
| Apr. 3     | hL  | Purdue.....                              | 6-21     |
| Apr. 5     | hL  | Georgia State.....                       | 9.5-17.5 |
| Apr. 9     | hL  | East Tennessee State.....                | 9-18     |
| Apr. 15    | aL# | Georgia.....                             | 6.5-11.5 |
| Apr. 15    | nL# | Auburn (Athens, Ga.).....                | 7.5-10.5 |
| Apr. 15    | nL# | South Carolina (Athens, Ga.).....        | 8.5-9.5  |
| Apr. 22    | aL# | Auburn.....                              | 384-362  |
| Apr. 22    | nL# | Georgia (Auburn, Ala.).....              | 384-363  |
| Apr. 26    | hL  | Georgia.....                             | 3-24     |
| Apr. 30    | hT# | Tennessee.....                           | 377-377  |
| Apr. 30    | hW# | Georgia State.....                       | 377-386  |
| Apr. 30    | hW# | Wofford.....                             | 377-392  |
| May 6      | aL# | East Tennessee State.....                | 6-12     |
| May 6      | nL# | Virginia Tech (Johnson City, Tenn.)..... | 6-12     |
| May 7      | nL  | Wofford (Tryon, N.C.).....               | 503-496  |

Home matches played at The Standard Club

## 1968-69

|            |         |                                   |          |
|------------|---------|-----------------------------------|----------|
| Mar. 24    | aL      | @Florida.....                     | 390-370  |
| Mar. 26-29 | 11th/33 | Miami Invitational.....           | 1238     |
| Apr. 19    | aL      | @Auburn.....                      | 377-373  |
| Apr. 21    | aL      | @Georgia.....                     | 3-24     |
| Apr. 25    | hW#     | Wofford.....                      | 370-377  |
| Apr. 25    | hL#     | Florida.....                      | 370-369  |
| Apr. 25    | hW#     | Vanderbilt.....                   | 370-390  |
| Apr. 28    | rain    | @Tennessee.....                   |          |
| Apr. 29    | hW#     | Auburn.....                       | 373-379  |
| Apr. 29    | hL#     | Georgia.....                      | 373-364  |
| Apr. 29    | hL#     | Tennessee.....                    | 373-363  |
| May 2      | nW#     | Wofford (Tryon, N.C.).....        | 12.5-5.5 |
| May 2      | nW#     | East Tennessee (Tryon, N.C.)..... | 9.5-8.5  |
| May 2      | nW#     | South Carolina (Tryon, N.C.)..... | 10.5-7.5 |
| May 9      | hL#     | Georgia State.....                | 398-395  |
| May 9      | hW#     | Columbus College.....             | 398-399  |
| May 12     | hW      | Georgia State.....                | 20-7     |

Home matches played at The Standard Club

## 1969-70

|            |     |   |          |
|------------|-----|---|----------|
| Mar. 25-28 | na  | Miami Invitational.....                 | n/a      |
| Apr. 1     | hL# | Indiana.....                            | 7.5-16.5 |
| Apr. 1     | hW# | Chattanooga.....                        | 15.5-2.5 |
| Apr. 1     | hW# | Wofford.....                            | 13-5     |
| Apr. 2-4   | 7th | Tennessee Invitational.....             | 1212     |
| Apr. 13    | aL  | @Georgia.....                           | 1.5-25.5 |
| Apr. 17    | aW# | @Columbus College.....                  | 377-378  |
| Apr. 17    | nW# | Mercer (Columbus, Ga.).....             | 377-408  |
| Apr. 17    | nW# | West Florida (Columbus, Ga.).....       | 377-402  |
| Apr. 18    | aL# | @Auburn.....                            | 372-363  |
| Apr. 18    | nT# | West Florida (Auburn, Ala.).....        | 372-372  |
| Apr. 21    | hW# | Auburn.....                             | 364-367  |
| Apr. 21    | hW# | Georgia State.....                      | 364-381  |
| Apr. 21    | hW# | Columbus College.....                   | 364-378  |
| Apr. 24    | aL  | @Vanderbilt.....                        | 379-376  |
| Apr. 25    | aW  | @Chattanooga.....                       | 295-299  |
| Apr. 28    | hL# | Georgia.....                            | 375-361  |
| Apr. 28    | hW# | Tennessee.....                          | 375-377  |
| May 1      | nW# | Wofford (Tryon, N.C.).....              | 459-464  |
| May 1      | nL# | South Carolina (Tryon, N.C.).....       | 459-456  |
| May 1      | nL# | East Tennessee State (Tryon, N.C.)..... | 459-458  |
| May 11     | hL  | Georgia State.....                      | 397-363  |

Home matches played at East Lake Golf Club

## 1970-71

|            |      |   |          |
|------------|------|---|----------|
| Mar. 22    | aW#  | @Miami.....   | 311-335  |
| Mar. 22    | nL#  | Florida (Miami, Fla.).....                                | 311-285  |
| Mar. 24-27 | 11th | Miami Invitational.....                                   | 1589     |
| Apr. 2-3   | 6th  | Major College Invitational (Knoxville, Tenn.).....        | 1205     |
| Apr. 5     | aL#  | @Georgia.....   | 409-373  |
| Apr. 5     | nL#  | South Carolina (Athens, Ga.).....                         | 409-375  |
| Apr. 5     | nL#  | Indiana (Athens, Ga.).....                                | 497-463  |
| Apr. 10    | aL#  | @Auburn.....  | 381-376  |
| Apr. 10    | nL#  | Georgia State (Auburn, Ala.).....                         | 381-371  |
| Apr. 16-17 | 4th  | Junior-Senior Intercollegiate (Alexander City, Ala.)..... | n/a      |
| Apr. 19    | nL+  | Georgia State.....  | 367-363  |
| Apr. 19    | nW+  | Chattanooga.....  | 367-405  |
| Apr. 30    | hL#  | Georgia.....  | 391-359  |
| Apr. 30    | hL#  | Georgia State.....  | 391-377  |
| May 7      | nL#  | Wofford (Tryon, N.C.).....                                | 7.5-10.5 |
| May 7      | nW#  | Appalachian State (Tryon, N.C.).....                      | 9.5-8.5  |

Home matches played at East Lake Country Club; +played at Druid Hills Golf Club, Atlanta

## 1971-72

|            |      |  |         |
|------------|------|--|---------|
| Jan. 6-7   | 7th  | Senior Bowl (Mobile, Ala.).....                      | 790     |
| Mar. 19    | aL#  | Georgia Southern.....                                | 307-294 |
| Mar. 19    | nL#  | Georgia (Statesboro, Ga.).....                       | 307-285 |
| Mar. 19    | nL#  | South Carolina (Statesboro, Ga.).....                | 307-293 |
| Mar. 21    | aW   | Vanderbilt.....                                      | 303-324 |
| Mar. 22    | aW   | Tennessee-Chattanooga.....                           | 376-380 |
| Mar. 28    | hL#  | Georgia.....   | 388-373 |
| Mar. 28    | hW#  | Tennessee-Chattanooga.....                           | 388-420 |
| Apr. 6-7   | 8th  | Major College Invitational (Knoxville, Tenn.).....   | 1214    |
| Apr. 9     | aL   | Georgia.....   | 413-389 |
| Apr. 11    | hW#  | Auburn.....  | 377-382 |
| Apr. 11    | hW#  | Georgia State.....                                   | 377-383 |
| Apr. 11    | hW#  | Armstrong State.....                                 | 377-394 |
| Apr. 13-14 | 7th  | Junior-Senior Collegiate (Alexander City, Ala.)..... | 788     |
| Apr. 21-23 | 16th | Schenkel Intercollegiate (Statesboro, Ga.).....      | n/a     |
| Apr. 24    | aL#  | Auburn.....  | 373-360 |
| Apr. 24    | nW#  | South Alabama (Auburn, Ala.).....                    | 373-386 |
| Apr. 28    | nL#  | South Carolina (Tryon, N.C.).....                    | 479-459 |
| Apr. 28    | nW#  | Wofford (Tryon, N.C.).....                           | 479-487 |
| May 1      | aL   | Georgia State (Peachtree City, Ga.).....             | 405-385 |
| May 6      | hL   | Tennessee.....                                       | 387-383 |

## 1972-73

|            |         |  |         |
|------------|---------|--|---------|
| na         | 21st/24 | Seminole Classic (Tallahassee, Fla.).....            | 1161    |
| Mar. 21-24 | 11th/45 | Miami Invitational (Miami, Fla.).....                | 1259    |
| Apr. 5-7   | 12th/22 | Furman Invitational (Greenville, S.C.).....          | 780     |
| Apr. 12-14 | 1st/8   | Junior-Senior Collegiate (Alexander City, Ala.)..... | 775     |
| Apr. 18    | hW#     | Sewanee.....   | 401-433 |
| Apr. 18    | hL#     | Georgia State.....                                   | 401-389 |
| Apr. 18    | hW#     | Tennessee-Chattanooga.....                           | 401-408 |
| na         | 12th/22 | Schenkel Intercollegiate (Statesboro, Ga.).....      | 910     |
| na         | hW      | Mercer.....  | 299-308 |
| May 1      | hL#     | Auburn.....  | 388-385 |
| May 1      | hW#     | Georgia State.....                                   | 388-390 |
| May 12-13  | 4th/10  | Sam Nunn Invitational (Perry, Ga.).....              | 601     |
| May 14     | nL      | Auburn (Pine Mountain, Ga.).....                     | 366-362 |

Home matches played at East Lake Golf Club



# YEAR-BY-YEAR RESULTS (SINCE 1947)

## 1973-74

|            |         |  |                    |
|------------|---------|--|--------------------|
| Mar. 1-3   | 11th/22 | FSU Invitational (Tallahassee, Fla.)             | 904                |
| Mar. 21-23 | 12th/13 | Southeast Invitational (Dothan, Ala.)            | 409-399-396 – 1204 |
| Mar. 28-30 | 4th/22  | Furman Intercollegiate (Greenville, S.C.)        | 371-387 – 758      |
| Apr. 2     | hW#     | West Georgia                                     | 395-431            |
| Apr. 2     | hW#     | Georgia State                                    | 395-415            |
| Apr. 2     | hL#     | Georgia  | 395-377            |
| Apr. 6     | aL#     | Georgia  | 407-384            |
| Apr. 6     | nW#     | Southern Tech (Athens, Ga.)                      | 407-496            |
| Apr. 16    | hL#     | Auburn   | 401-381            |
| Apr. 16    | hL#     | St. Bernard                                      | 401-386            |
| Apr. 16    | hW#     | Mercer   | 401-419            |
| Apr. 12-13 | 9th/10  | Junior-Senior Collegiate (Alexander City, Ala.)  | 395-405 – 800      |
| Apr. 20    | aL      | Auburn   | 398-368            |
| Apr. 26-28 | 20th/20 | Chris Schenkel Intercollegiate (Statesboro, Ga.) | 1188               |
| May 4      | 4th/7   | Warner Robins Invitational (Perry, Ga.)          | 308                |

Home matches played at East Lake Golf Club

## 1974-75

|            |         |  |                    |
|------------|---------|--|--------------------|
| Oct. 11-14 | 8th/12  | Dixie Intercollegiate (Pine Mountain, Ga.)               | 309-324-317 – 957  |
| Mar. 1-2   | 17th/22 | Seminole Invitational (Tallahassee, Fla.)                | 309-308-314 – 931  |
| Mar. 25-28 | 16th/18 | Southeastern Intercollegiate (Dothan, Ala.)              | 313-321-309 – 943  |
| Apr. 3-5   | 12th/25 | Furman Intercollegiate (Greenville, S.C.)                | 309-314-306 – 929  |
| Apr. 11-12 | 9th/10  | Southern Junior-Senior Collegiate (Alexander City, Ala.) | 380-388 – 768      |
| Apr. 25-27 | 19th/21 | Chris Schenkel Intercollegiate (Statesboro, Ga.)         | 373-372-380 – 1125 |
| May 8-10   | 18th/20 | Southern Intercollegiate (Athens, Ga.)                   | 312-298 – 610      |
| May 16-18  | 11th/13 | Southern Independent Collegiate (Pine Mountain, Ga.)     | 308-313 – 621      |

## 1975-76

|            |         |  |                    |
|------------|---------|--|--------------------|
| Feb. 27-29 | 17th/26 | Seminole Invitational (Tallahassee, Fla.)        | 310-307-307 – 924  |
| Mar. 25-27 | 23rd/34 | Furman Invitational (Greenville, S.C.)           | 311-308-308 – 927  |
| Apr. 2     | hW      | Georgia State                                    | 320-238            |
| Apr. 9-11  | 8th/10  | Junior-Senior Invitational (Dadeville, Ala.)     | 375-378-392 – 1222 |
| Apr. 15    | hW      | Georgia State                                    | 332-338            |
| Apr. 23-25 | 16th/18 | Chris Schenkel Intercollegiate (Statesboro, Ga.) | 1135               |
| May 8-9    | 4th/4   | Governors Cup (Perry, Ga.)                       | 303                |
| May 14-16  | 7th/11  | Major Independent (Pine Mountain, Ga.)           | 802                |
| May 27-29  | 12th/25 | Southern Intercollegiate (Athens, Ga.)           | 901                |

Home matches played at East Lake Golf Club

## 1976-77

|            |         |  |                    |
|------------|---------|--|--------------------|
| fall       | 19th/21 | Dixie Classic (Columbus, Ga.)                    | n/a                |
| Mar. 4-6   | 20th/23 | FSU Invitational (Tallahassee, Fla.)             | n/a                |
| Mar. 24-26 | 21st/27 | Furman Invitational (Greenville, S.C.)           | 307-316-301 – 924  |
| Apr. 8-10  | 10th/12 | Junior-Senior Invitational (Dadeville, Ala.)     | 374-386-397 – 1157 |
| Apr. 22-24 | 14th/18 | Chris Schenkel Intercollegiate (Statesboro, Ga.) | 299-290-298 – 887  |
| May 3      | hL      | Georgia State                                    | 386-382            |
| May 7      | 3rd/4   | Governors Cup (Perry, Ga.)                       | 307                |
| May 13-15  | 3rd/7   | Metro 7 Tournament (Memphis, Tenn.)              | 909                |
| May 25-27  | 22nd/24 | Southern Intercollegiate (Athens, Ga.)           | n/a                |

Home matches played at East Lake Golf Club

## 1977-78

|            |          |   |                   |
|------------|----------|---|-------------------|
| Oct. 7-9   | T18th/24 | River City Intercollegiate (Memphis, Tenn.)   | 923               |
| Nov. ??    | 9th/20   | Dixie Intercollegiate (Columbus, Ga.)         | 899               |
| Feb. 10-12 | 12th/15  | Gator Invitational (Gainesville, Fla.)        | 897               |
| Feb. 24-26 | 14th/24  | Seminole Invitational (Tallahassee, Fla.)     | 313-310-318 – 941 |
| Mar. 23-25 | 17th/24  | Furman Invitational (Greenville, S.C.)        | 309-312 – 621     |
| Apr. 7-9   | 11th/15  | Junior-Senior Invitational (Dadeville, Ala.)  | 301-295-296 – 892 |
| Apr. 21-23 | 20th/21  | Chris Schenkel Invitational (Statesboro, Ga.) | 314-305-304 – 923 |
| Apr. 27-29 | 22nd/24  | Southern Intercollegiate (Athens, Ga.)        | 320-309 – 629     |
| May 12-14  | 5th/7    | Metro 7 Tournament (Tallahassee, Fla.)        | 302-301-311 – 914 |

Larry Mize competed in the NCAA Championship in Eugene, Ore. (77-79-81 – MC).

## 1978-79

|            |         |   |                    |
|------------|---------|---|--------------------|
| Oct. 2-4   | 7th/8   | Grandfather Mountain Intercollegiate (Linville, N.C.) | 320-319 – 639      |
| Nov. 16-19 | 25th/33 | Dixie Intercollegiate (Columbus, Ga.)                 | 306-318 – 624      |
| Feb. 16-18 | 19th/22 | Gator Invitational (Gainesville, Fla.)                | 303-307-304 – 914  |
| Mar. 2-4   | 20th/22 | Seminole Invitational (Tallahassee, Fla.)             | 303-314-303 – 920  |
| Mar. 22-24 | 23rd/24 | Furman Invitational (Greenville, S.C.)                | 316-307 – 623      |
| M.30-A-1   | 7th/13  | Junior-Senior Championship (Dadeville, Ala.)          | 298-294-301 – 893  |
| Apr. 17-19 | 8th/8   | ACC Championship (Greensboro, N.C.)                   | 389-391-390 – 1188 |
| Apr. 27-29 | 17th/21 | Chris Schenkel Invitational (Statesboro, Ga.)         | 308-308-295 – 911  |

## 1979-80

|            |         |   |                   |
|------------|---------|---|-------------------|
| Nov. 16-18 | 23rd/25 | Dixie Intercollegiate (Columbus, Ga.)         | 299-324 – 623     |
| Feb. 21-24 | 20th/22 | Gator Invitational (Gainesville, Fla.)        | 310-299-292 – 901 |
| F.28-M.2   | 17th/22 | Seminole Invitational (Tallahassee, Fla.)     | 301               |
| Mar. 27-30 | 11th/16 | Junior-Senior Championship (Dadeville, Ala.)  | 293-297 – 590     |
| Apr. 4-6   | 15th/21 | Southeastern Invitational (Montgomery, Ala.)  | 308-312-319 – 939 |
| Apr. 18-20 | 8th/8   | ACC Championship (Rocky Mount, N.C.)          | 305-299-306 – 910 |
| Apr. 25-27 | 21st/22 | Chris Schenkel Invitational (Statesboro, Ga.) | 313-312-308 – 933 |

## 1980-81

|            |         |   |                   |
|------------|---------|---|-------------------|
| Oct. 24-26 | 13th/18 | Augusta College Invitational (Augusta, Ga.)   | 310-318-324 – 952 |
| Nov. 14-15 | 24th/28 | Dixie Intercollegiate (Columbus, Ga.)         | 317-303 – 620     |
| Feb. 13-15 | 20th/23 | Gator Invitational (Gainesville, Fla.)        | 312-318-305 – 935 |
| F.27-M.1   | 21st/21 | Seminole Invitational (Tallahassee, Fla.)     | 305-311-303 – 919 |
| Mar. 27-29 | 10th/15 | Junior-Senior Championship (Dadeville, Ala.)  | 301-299-308 – 908 |
| Apr. 3-5   | 20th/24 | Southeastern Invitational (Montgomery, Ala.)  | 307-304-310 – 921 |
| Apr. 17-19 | 8th/8   | ACC Championship (Rocky Mount, N.C.)          | 318-323-311 – 952 |
| Apr. 24-26 | 22nd/22 | Chris Schenkel Invitational (Statesboro, Ga.) | 317-319-310 – 946 |

## 1981-82

|            |         |   |                   |
|------------|---------|---|-------------------|
| Oct. 2-4   | 17th/18 | Augusta College Invitational (Augusta, Ga.)   | 324-313-321 – 958 |
| Nov. 20-22 | 13th/18 | Dixie Intercollegiate (Columbus, Ga.)         | 324-304-315 – 943 |
| Feb. 5-7   | 17th/18 | Gator Invitational (Gainesville, Fla.)        | 310-306-315 – 931 |
| Feb. 26-28 | 22nd/23 | Seminole Invitational (Tallahassee, Fla.)     | 316-301-312 – 929 |
| Mar. 26-28 | 14th/16 | Junior-Senior Championship (Dadeville, Ala.)  | 310-318-325 – 953 |
| Apr. 2-4   | 25th/26 | Southeastern Invitational (Montgomery, Ala.)  | 321-336-318 – 975 |
| Apr. 16-18 | 8th/8   | ACC Championship (Rocky Mount, N.C.)          | 311-313-319 – 943 |
| Apr. 23-25 | 18th/18 | Chris Schenkel Invitational (Statesboro, Ga.) | 316-297-315 – 928 |

## 1982-83

|            |         |   |                        |
|------------|---------|---|------------------------|
| S.30-O.3   | 18th/18 | Augusta College Invitational (Augusta, Ga.)     | 315-304-307 – 929      |
| spring     | 16th/19 | Gator Invitational (Gainesville, Fla.)          | 303-289-306 – 898      |
| spring     | 17th/21 | Seminole Invitational (Tallahassee, Fla.)       | 310-311-312 – 933      |
| spring     | 1st/24  | Central Florida Intercollegiate (Orlando, Fla.) | 306-303-303-298 – 1210 |
| spring     | 7th/26  | Junior-Senior Championship (Dadeville, Ala.)    | 291-300 – 591          |
| spring     | 8th/12  | Tar Heel Invitational (Chapel Hill, N.C.)       | 296-292-300 – 888      |
| Apr. 15-17 | 7th/8   | ACC Championship (Rocky Mount, N.C.)            | 303-292-305 – 900      |

## 1983-84

|            |         |   |                   |
|------------|---------|---|-------------------|
| S.30-O.2   | 16th/18 | Forest Hills Invitational (Augusta, Ga.)                | n/a               |
| Oct. 13-15 | 8th/24  | John Ryan Memorial (Durham, N.C.)                       | 312-302-292 – 906 |
| fall       | 2nd/15  | Shorter Invitational (Rome, Ga.)                        | n/a               |
| fall       | 1st/6   | Kennesaw Invitational (Kennesaw, Ga.)                   | n/a               |
| fall       | 15th/24 | Dixie Intercollegiate (Columbus, Ga.)                   | n/a               |
| Jan. 28-30 | 3rd/24  | Hall of Fame Invitational (Tampa, Fla.)                 | 304-301-298 – 903 |
| Feb. 17-19 | 5th/21  | Gator Invitational (Gainesville, Fla.)                  | 279-290-284 – 853 |
| Mar. 2-4   | 18th/21 | Florida Southern/ImperialLakes Classic (Lakeland, Fla.) | 290-287-290 – 867 |
| Mar. 23-25 | 15th/24 | Iron Duke Classic (Durham, N.C.)                        | 306-302-306 – 914 |
| Apr. 5-7   | 7th/21  | Furman Intercollegiate (Durham, N.C.)                   | 303-305-301 – 909 |
| Apr. 13-15 | 6th/12  | Tar Heel Invitational (Chapel Hill, N.C.)               | 290-301-296 – 887 |
| Apr. 20-22 | 5th/8   | ACC Championship (Pinehurst, N.C.)                      | 292-307-317 – 916 |
| Apr. 27-29 | 17th/18 | Chris Schenkel Invitational (Statesboro, Ga.)           | 294-305-293 – 892 |
| May 17-19  | 12th/21 | Southern Intercollegiate (Athens, Ga.)                  | 298-288-294 – 880 |

## 1984-85

|             |         |   |                        |
|-------------|---------|---|------------------------|
| Sept. 28-30 | 6th/18  | Forest Hills Invitational (Augusta, Ga.)                | 303-300-308 – 911      |
| Oct. 5-7    | 4th/24  | MacGregor Invitational (Pickens, S.C.)                  | 296-293-301 – 890      |
| Oct. 16-17  | 3rd/14  | Shorter Invitational (Rome, Ga.)                        | 286-299 – 585          |
| Oct. 18-20  | 5th/24  | John Ryan Memorial (Durham, N.C.)                       | 286-285-297 – 868      |
| Nov. 2-4    | 2nd/28  | Dixie Intercollegiate (Columbus, Ga.)                   | 291-293-290 – 874      |
| Dec. 17-19  | 1st/16  | Gator Bowl Invitational (Jacksonville, Fla.)            | 291-294-319 – 904      |
| Jan. 26-28  | 3rd/24  | Hall of Fame Invitational (Tampa, Fla.)                 | 315-291-293 – 899      |
| Feb. 15-17  | 2nd/24  | Hilton Head Invitational (Hilton Head, S.C.)            | 302-295-293 – 890      |
| Mar. 1-3    | 14th/21 | Florida Southern/ImperialLakes Classic (Lakeland, Fla.) | 297-284-295 – 876      |
| Mar. 29-31  | 1st/24  | Iron Duke Classic (Durham, N.C.)                        | 296-287-288 – 871      |
| Apr. 4-6    | 5th/24  | Furman Intercollegiate (Greenville, S.C.)               | 293-305-295 – 893      |
| Apr. 19-21  | 1st/8   | ACC Championship (Greensboro, N.C.)                     | 281-280-282 – 843      |
| Apr. 26-28  | 9th/18  | Chris Schenkel Intercollegiate (Statesboro, Ga.)        | 289-279-290 – 858      |
| May 2-4     | 1st/20  | Southern Intercollegiate (Athens, Ga.)                  | 282-278-279 – 839      |
| May 22-25   | 12th/30 | NCAA Championship (Haines City, Fla.)                   | 300-300-300-301 – 1201 |

\*B-team competed

## 1985-86

|             |         |   |                        |
|-------------|---------|---|------------------------|
| Sept. 5-7   | 7th/18  | Honda Collegiate Fall Classic (Coral Springs, Fla.)     | 291-301-298 – 890      |
| Sept. 27-29 | 5th/16  | Grandfather Mountain Invitational (Linville, N.C.)      | 401-383-384 – 1168     |
| Oct. 11-12  | 4th/26  | John Ryan Memorial (Durham, N.C.)                       | 289-289 – 578          |
| Feb. 7-9    | 2nd/18  | Miami National Collegiate (Miami, Fla.)                 | 305-293-300 – 898      |
| Feb. 15-16  | 1st/18  | Hilton Head Intercollegiate (Hilton Head, S.C.)         | 295-297 – 592          |
| F.28-M.1    | 4th/21  | Florida Southern/ImperialLakes Classic (Lakeland, Fla.) | 283-300-295 – 878      |
| Mar. 28-30  | 1st/23  | Iron Duke Classic (Durham, N.C.)                        | 283-278-293 – 854      |
| Apr. 3-5    | 3rd/23  | Furman Intercollegiate (Greenville, S.C.)               | 288-282-288 – 858      |
| Apr. 18-20  | 2nd/8   | ACC Championship (Greensboro, N.C.)                     | 289-287-291 – 867      |
| Apr. 25-27  | 4th/18  | Chris Schenkel Intercollegiate (Statesboro, Ga.)        | 289-278-282 – 849      |
| May 28-31   | 13th/31 | NCAA Championship (Advance, N.C.)                       | 296-294-298-292 – 1180 |

## 1986-87

|            |         |  |                        |
|------------|---------|--|------------------------|
| fall       | 3rd/12  | U.S.-Japan Friendship (Fukushima Prefecture, Japan)      | 287-298-288 – 873      |
| fall       | 1st/23  | John Ryan Memorial (Durham, N.C.)                        | 287-298 – 587          |
| fall       | 1st/18  | Dixie Intercollegiate (Columbus, Ga.)                    | 294-282-292 – 868      |
| fall       | 12th/14 | Golf World/Palmetto Dunes Collegiate (Hilton Head, S.C.) | 298-302-294 – 894      |
| Feb. 6-8   | 9th/18  | Miami/Doral Park National (Miami, Fla.)                  | 293-312-310 – 915      |
| Mar. 6-8   | 3rd/21  | Florida Southern/ImperialLakes Classic (Lakeland, Fla.)  | 298-290 – 588          |
| Mar. 27-29 | 1st/23  | Iron Duke Classic (Durham, N.C.)                         | 289-284-294 – 867      |
| Apr. 2-4   | 1st/21  | Furman Intercollegiate (Greenville, S.C.)                | 289-300 – 589          |
| Apr. 17-19 | 2nd/8   | ACC Championship (Greensboro, N.C.)                      | 286-292-290 – 868      |
| Apr. 24-26 | 4th/18  | Chris Schenkel Intercollegiate (Statesboro, Ga.)         | 286-284-293 – 863      |
| May 29-30  | 8th/12  | Oak Tree Intercollegiate (Edmund, Okla.)                 | 285-280-297 – 862      |
| June 10-13 | 22nd/33 | NCAA Championship (Columbus, Ohio)                       | 302-310-298-304 – 1214 |

# YEAR-BY-YEAR RESULTS (SINCE 1947)

## 1987-88

|             |         |  |                      |
|-------------|---------|--|----------------------|
| Sept. 21-22 | 4th/18  | Guilford Invitational (Greensboro, N.C.)                 | 301-293-594          |
| Oct. 5-7    | 8th/24  | Southwestern Intercollegiate (Westlake, Calif.)          | 295-305-289-889      |
| Nov. 7-8    | 5th/9   | Southern Intercollegiate Fall Classic (Athens, Ga.)      | 293-296-299-888      |
| na          | 14th/17 | Golf World/Palmetto Dunes Collegiate (Hilton Head, S.C.) | 288-308-298-894      |
| Jan. 25-26  | 2nd/16  | Bill Bell Memorial (Tucson, Ariz.)                       | 299-289-283-871      |
| Feb. 5-7    | 3rd/18  | Miami/Doral Park National (Miami, Fla.)                  | 282-301-311-894      |
| Mar. 4-6    | 1st/21  | Florida Southern/Imperial Lakes Classic (Lakeland, Fla.) | 284-278-283-845      |
| Mar. 25-27  | 2nd/23  | Iron Duke Classic (Durham, N.C.)                         | 288-297-304-889      |
| M.31-A.2    | 4th/23  | Furman Intercollegiate (Greenville, S.C.)                | 298-290-290-878      |
| Apr. 15-17  | 5th/8   | ACC Championship (Greensboro, N.C.)                      | 297-302-303-902      |
| Apr. 22-24  | 6th/18  | Chris Schenkel Invitational (Statesboro, Ga.)            | 293-286-288-867      |
| May 25-28   | 7th/32  | NCAA Championship (Westlake, Calif.)                     | 301-289-296-298-1184 |

## 1988-89

|            |         |  |                 |
|------------|---------|--|-----------------|
| Oct. 2-4   | 2nd/12  | Tennessee Tournament of Champions (Knoxville, Tenn.)     | 286-297-299-882 |
| Oct. 10-11 | 10th/12 | Taylor Made Red River Classic (Dallas, Texas)            | 293-299-289-881 |
| Nov. 5-6   | 1st/10  | Southern Intercollegiate Fall Classic (Athens, Ga.)      | 295-295-287-877 |
| Nov. 17-19 | 12th/18 | Golf World/Palmetto Dunes Collegiate (Hilton Head, S.C.) | 291-300-291-882 |
| Feb. 1-3   | 5th/21  | PING Arizona Intercollegiate (Tucson, Ariz.)             | 301-304-298-903 |
| Feb. 17-19 | 10th/18 | Taylor Made/Doral Park National (Miami, Fla.)            | 309-293-287-889 |
| Mar. 1-3   | 8th/24  | Florida Southern/Imperial Lakes Classic (Lakeland, Fla.) | 293-279-290-862 |
| Mar. 24-26 | 5th/12  | Wofford College Invitational (Spartanburg, S.C.)         | 306-284-299-889 |
| M.31-A.2   | 5th/22  | Furman Intercollegiate (Greenville, S.C.)                | 301-295-285-881 |
| Apr. 14-16 | 2nd/8   | ACC Championship (Rocky Mount, N.C.)                     | 285-295-294-874 |
| Apr. 21-23 | 8th/18  | Chris Schenkel Invitational (Statesboro, Ga.)            | 293-291-287-871 |
| May 25-27  | 2nd/19  | NCAA East Regional (North Myrtle Beach, S.C.)            | 299-291-288-878 |
| June 7-10  | MC/30   | NCAA Championship (Edmond, Okla.)                        | 295-298-593     |

## 1989-90

|            |         |  |                      |
|------------|---------|--|----------------------|
| fall       | 4th/13  | U.S.-Japan Friendship (Fukushima Prefecture, Japan)      | 301-305-291-897      |
| Oct. 20-22 | 2nd/15  | Carpet Capital Collegiate (Rocky Face, Ga.)              | 382-370-377-1129     |
| Nov. 11-12 | 1st/18  | Southern Intercollegiate Fall Classic (Athens, Ga.)      | 283-282-282-847      |
| fall       | 15th/18 | Golf World/Palmetto Dunes Collegiate (Hilton Head, S.C.) | 304-309-293-906      |
| Feb. 5-6   | 5th/18  | PING Arizona Intercollegiate (Tucson, Ariz.)             | 291-294-286-871      |
| Feb. 23-24 | 3rd/18  | Taylor Made/Doral Park National (Miami, Fla.)            | 297-309-292-898      |
| Mar. 2-4   | 2nd/24  | Florida Southern/Imperial Lakes Classic (Lakeland, Fla.) | 279-287-294-860      |
| M.30-A.1   | 1st/22  | Furman Intercollegiate (Greenville, S.C.)                | 295-292-278-865      |
| Apr. 6-7   | 4th/12  | The American at MacGregor Downs (Cary, N.C.)             | 283-297-303-883      |
| Apr. 20-22 | 5th/8   | ACC Championship (Rocky Mount, N.C.)                     | 297-289-298-884      |
| May 11-13  | 2nd/17  | Cavalier Classic (Charlottesville, Va.)                  | 287-290-301-878      |
| May 24-26  | 2nd/23  | NCAA East Regional (Savannah, Ga.)                       | 284-280-287-851      |
| June 6-9   | 11th/30 | NCAA Championship (Tarpon Springs, Fla.)                 | 292-288-304-289-1173 |

## 1990-91

|             |         |  |                      |
|-------------|---------|--|----------------------|
| Sept. 21-23 | 2nd/18  | Carpet Capital Collegiate (Rocky Face, Ga.)              | 279-302-297-878      |
| Oct. 1-2    | 2nd/15  | PING/Golfweek Preview Classic (Pebble Beach, Calif.)     | 296-290-287-873      |
| Oct. 15-16  | 4th/12  | Taylor Made Red River Classic (Dallas, Texas)            | 288-284-288-860      |
| Nov. 10-11  | 1st/15  | Southern Intercollegiate Fall Classic (Athens, Ga.)      | 296-302-281-879      |
| Nov. 16-18  | 5th/18  | Golf World/Palmetto Dunes Collegiate (Hilton Head, S.C.) | 282-290-292-864      |
| Jan. 28-29  | 6th/18  | PING Arizona Intercollegiate (Tucson, Ariz.)             | 290-291-313-894      |
| Feb. 22-24  | 3rd/18  | Taylor Made/Doral Park National (Miami, Fla.)            | 293-297-289-879      |
| Mar. 15-17  | 14th/16 | Golf Digest Collegiate (The Woodlands, Texas)            | 294-302-300-896      |
| Mar. 29-31  | 3rd/24  | Furman Intercollegiate (Greenville, S.C.)                | 292-288-580          |
| Apr. 12-13  | 3rd/12  | PING/American Intercollegiate (Chapel Hill, N.C.)        | 304-287-299-890      |
| Apr. 26-28  | 1st/17  | Sheraton Cavalier Classic (Charlottesville, Va.)         | 292-290-281-863      |
| May 17-18   | 1st/8   | ACC Championship (Rocky Mount, N.C.)                     | 279-286-565          |
| May 23-25   | 1st/23  | NCAA East Regional (New Haven, Conn.)                    | 287-274-291-852      |
| June 5-8    | 6th/30  | NCAA Championship (Pebble Beach, Calif.)                 | 303-292-302-291-1188 |

## 1991-92

|             |        |  |                      |
|-------------|--------|--|----------------------|
| Sept. 21-22 | 1st/18 | Carpet Capital Collegiate (Rocky Face, Ga.)              | 289-276-278-843      |
| Oct. 7-8    | 3rd/15 | PING/Golfweek Preview Classic (Albuquerque, N.M.)        | 283-289-286-858      |
| Nov. 3-5    | 7th/12 | LSU National Invitational (New Orleans, La.)             | 308-304-299-911      |
| Nov. 15-17  | 2nd/18 | Golf World/Palmetto Dunes Collegiate (Hilton Head, S.C.) | 289-286-295-870      |
| F.28-M.1    | 3rd/18 | Miami National Collegiate (Miami Lakes, Fla.)            | 294-285-294-873      |
| Mar. 13-15  | 7th/15 | Golf Digest Collegiate (The Woodlands, Texas)            | 298-299-294-891      |
| Mar. 27-29  | 7th/22 | Furman Intercollegiate (Greenville, S.C.)                | 300-301-294-895      |
| Apr. 11-12  | 1st/12 | PING-American Airlines Collegiate (Cary, N.C.)           | 282-289-296-867      |
| Apr. 24-26  | 1st/18 | Cavalier Classic (Charlottesville, Va.)                  | 289-294-285-868      |
| May 15-17   | 1st/9  | ACC Championship (Rocky Mount, N.C.)                     | 289-274-279-842      |
| May 21-23   | 3rd/22 | NCAA East Regional (Hamilton, N.Y.)                      | 301-286-291-878      |
| June 3-6    | 5th/30 | NCAA Championship (Albuquerque, N.M.)                    | 289-294-284-284-1151 |

## 1992-93

|            |        |  |                      |
|------------|--------|--|----------------------|
| Oct. 25-27 | 6th/12 | Jerry Pate National Collegiate (Birmingham, Ala.)        | 309-294-295-898      |
| Nov. 13-15 | 4th/18 | Golf World/Palmetto Dunes Collegiate (Hilton Head, S.C.) | 290-292-282-864      |
| Dec. 1-2   | 4th/15 | UNLV Rebel Classic (Las Vegas, Nev.)                     | 286-295-285-866      |
| Feb. 12-14 | 1st/15 | American University Collegiate (Rio Grande, P.R.)        | 286-294-290-870      |
| Mar. 1-2   | 1st/16 | PING Arizona Collegiate (Tucson, Ariz.)                  | 287-281-289-857      |
| Mar. 12-14 | 3rd/15 | Golf Digest Collegiate (The Woodlands, Texas)            | 309-292-601          |
| Apr. 3-4   | 2nd/16 | Carpet Capital Collegiate (Rocky Face, Ga.)              | 288-291-579          |
| Apr. 10-11 | 5th/12 | PING Intercollegiate (Cary, N.C.)                        | 290-296-292-878      |
| Apr. 16-18 | 1st/9  | ACC Championship (Rocky Mount, N.C.)                     | 282-288-283-853      |
| Apr. 23-25 | 1st/18 | Cavalier Classic (Charlottesville, Va.)                  | 294-290-291-875      |
| May 15-16  | 1st/12 | The Maxwell (Ardmore, Okla.)                             | 278-276-288-842      |
| May 19-21  | 5th/22 | NCAA East Regional (Charlottesville, Va.)                | 285-298-284-867      |
| June 2-5   | 2nd/30 | NCAA Championship (Lexington, Ky.)                       | 288-293-278-287-1146 |

## 1993-94

|            |         |  |                      |
|------------|---------|--|----------------------|
| Oct. 2-3   | 15th/18 | PING/Golfweek Preview Invitational (McKinney, Texas)     | 306-299-295-900      |
| Oct. 11-12 | 3rd/15  | Taylor Made/Red River Classic (Dallas, Texas)            | 294-281-280-855      |
| Oct. 25-26 | 11th/12 | Jerry Pate National Collegiate (Birmingham, Ala.)        | 300-304-297-901      |
| Nov. 12-14 | 8th/18  | Golf World/Palmetto Dunes Collegiate (Hilton Head, S.C.) | 285-292-292-869      |
| Feb. 13-15 | 2nd/15  | NCAA Puerto Rico Challenge (Rio Grande, P.R.)            | 303-290-286-879      |
| Mar. 11-13 | 5th/15  | Golf Digest Collegiate (The Woodlands, Texas)            | 301-297-290-888      |
| Mar. 21-22 | 8th/11  | Morris Williams Intercollegiate (Austin, Texas)          | 304-292-303-899      |
| Apr. 1-3   | 1st/16  | Carpet Capital Collegiate (Rocky Face, Ga.)              | 288-291-301-880      |
| Apr. 9-10  | 4th/12  | PING Intercollegiate (Cary, N.C.)                        | 290-285-303-878      |
| Apr. 15-17 | 1st/9   | ACC Championship (Rocky Mount, N.C.)                     | 286-287-291-864      |
| A.29-M.1   | 1st/15  | Cavalier Classic (Charlottesville, Va.)                  | 279-284-296-859      |
| May 14-15  | 5th/15  | The Maxwell (Ardmore, Okla.)                             | 296-291-284-871      |
| May 19-21  | 3rd/23  | NCAA East Regional (Opelika, Ala.)                       | 300-292-284-876      |
| June 1-4   | 6th/30  | NCAA Championship (McKinney, Texas)                      | 296-274-277-298-1145 |

## 1994-95

|             |        |  |                 |
|-------------|--------|--|-----------------|
| Sept. 23-24 | 2nd/18 | PING/Golfweek Preview Classic (Columbus, Ohio)           | 290-293-583     |
| Oct. 11-13  | 4th/12 | U.S.-Japan Intercollegiate (Fukushima Prefecture, Japan) | 296-293-291-880 |
| Oct. 24-25  | 3rd/12 | Jerry Pate National Collegiate (Birmingham, Ala.)        | 294-289-291-874 |
| Nov. 11-13  | 4th/18 | Golf World/Palmetto Dunes Collegiate (Hilton Head, S.C.) | 283-291-294-868 |
| Feb. 12-14  | 2nd/15 | NCAA Puerto Rico Challenge (Rio Grande, P.R.)            | 300-294-293-867 |
| Mar. 10-12  | 8th/18 | Golf Digest Collegiate (The Woodlands, Texas)            | 291-304-298-893 |
| Mar. 20-21  | 4th/9  | Morris Williams Intercollegiate (Austin, Texas)          | 292-291-294-877 |
| Mar. 29     | W      | Stanford (Druid Hills GC, Atlanta, Ga.)                  | 3 1/2 - 1 1/2   |
| M.31-A.2    | 1st/15 | Carpet Capital Collegiate (Rocky Face, Ga.)              | 295-278-303-876 |
| Apr. 8-9    | 4th/12 | PING Intercollegiate (Cary, N.C.)                        | 283-300-291-874 |
| Apr. 14-16  | 2nd/9  | ACC Championship (New London, N.C.)                      | 291-286-285-862 |
| May 13-14   | 2nd/13 | The Maxwell (Ardmore, Okla.)                             | 289-285-289-863 |
| May 18-20   | 7th/21 | NCAA East Regional (Hamilton, N.Y.)                      | 293-295-298-886 |
| M.31-J.3    | MC/30  | NCAA Championship (Columbus, Ohio)                       | 304-302-606     |

## 1995-96

|             |         |  |                 |
|-------------|---------|--|-----------------|
| Sept. 23-24 | 7th/12  | Keswick Club Cavalier Classic (Charlottesville, Va.) | 292-299-294-885 |
| S.30-O.2    | 9th/15  | Tennessee Tournament of Champions (Knoxville, Tenn.) | 300-283-296-879 |
| Oct. 16-17  | 17th/17 | Taylor Made/Red River Classic (Dallas, Texas)        | 292-306-299-897 |
| Oct. 22-24  | 8th/12  | Jerry Pate National Collegiate (Birmingham, Ala.)    | 308-298-295-901 |
| Feb. 5-6    | 13th/15 | PING Arizona Collegiate (Tucson, Ariz.)              | 291-296-318-905 |
| Feb. 16-18  | 11th/15 | Puerto Rico Golf Classic (Rio Grande, P.R.)          | 309-294-308-911 |
| Mar. 1-3    | 12th/21 | Matlock Collegiate Classic (Mulberry, Fla.)          | 289-299-588     |
| Mar. 22-24  | 7th/25  | Furman Invitational (Greenville, S.C.)               | 306-307-298-911 |
| Mar. 29-31  | 10th/15 | Carpet Capital Collegiate (Rocky Face, Ga.)          | 292-294-313-899 |
| Apr. 5-6    | 12th/12 | PING Intercollegiate (Cary, N.C.)                    | 292-298-304-894 |
| Apr. 19-21  | 9th/9   | ACC Championship (New London, N.C.)                  | 299-293-301-893 |
| Apr. 26-27  | 3rd/16  | Centex Homes Palmetto Classic (Charleston, S.C.)     | 314-290-609     |

## 1996-97

|             |         |  |                 |
|-------------|---------|--|-----------------|
| Sept. 12-14 | 3rd/20  | William H. Tucker Invitational (Albuquerque, N.M.)   | 286-292-281-859 |
| Sept. 21-22 | 6th/14  | Keswick Club Cavalier Classic (Charlottesville, Va.) | 292-296-285-873 |
| fall        | T5/15   | Tennessee Tournament of Champions (Knoxville, Tenn.) | 295-284-286-865 |
| Oct. 14-15  | 12th/17 | Taylor Made Red River Classic (Dallas, Texas)        | 289-281-290-860 |
| Oct. 20-21  | 4th/15  | Duke Golf Classic (Durham, N.C.)                     | 307-289-297-893 |
| Oct. 28-29  | 4th/12  | C.C. of Louisiana Intercollegiate (Baton Rouge, La.) | 285-289-296-870 |
| Feb. 3-4    | 6th/16  | PING Arizona Collegiate (Tucson, Ariz.)              | 297-290-296-883 |
| Feb. 24-25  | T6/14   | Puerto Rico Golf Classic (Rio Grande, P.R.)          | 307-293-285-885 |
| Feb. 28-30  | 2nd/28  | Furman Intercollegiate (Greenville, S.C.)            | 284-288-291-863 |
| Apr. 4-6    | 14th/18 | Carpet Capital Collegiate (Rocky Face, Ga.)          | 299-310-301-910 |
| Apr. 20-21  | 8th/9   | ACC Championship (Fayetteville, Ga.)                 | 306-307-294-907 |
| May 8-9     | 4th/10  | Liberty University Golf Classic (Pen Hook, Va.)      | 301-292-593     |

## 1997-98

|             |         |  |                      |
|-------------|---------|--|----------------------|
| Sept. 19-20 | 1st/23  | William H. Tucker Invitational (Albuquerque, N.M.)   | 281-280-561          |
| Sept. 29-30 | 7th/15  | Tennessee Tournament of Champions (Knoxville, Tenn.) | 289-290-300-879      |
| Oct. 19-20  | 3rd/15  | Duke Golf Classic (Durham, N.C.)                     | 303-288-591          |
| Oct. 27-28  | 2nd/13  | C.C. of Louisiana Intercollegiate (Baton Rouge, La.) | 289-291-289-869      |
| Nov. 7-9    | 2nd/17  | The Nelson (Stanford, Calif.)                        | 290-286-285-861      |
| Feb. 1-3    | T5th/20 | PING Arizona Intercollegiate (Tucson, Ariz.)         | 286-295-285-866      |
| Feb. 13-15  | 4th/25  | Waikoloa Intercollegiate (Waikoloa, Hawaii)          | 290-285-295-870      |
| Feb. 23-24  | 2nd/15  | Puerto Rico Golf Classic (Rio Grande, P.R.)          | 290-292-295-877      |
| Mar. 23-24  | 3rd/12  | Cuscowilla Intercollegiate (Eatonton, Ga.)           | 281-286-287-854      |
| Apr. 3-5    | 2nd/18  | Carpet Capital Collegiate (Rocky Face, Ga.)          | 287-289-289-865      |
| Apr. 17-19  | 2nd/9   | ACC Championship (New London, N.C.)                  | 283-285-275-843      |
| May 14-16   | 1st/23  | NCAA East Regional (Dautuskie Island, S.C.)          | 284-275-276-835      |
| May 27-30   | 3rd/30  | NCAA Championship (Albuquerque, N.M.)                | 281-277-286-278-1122 |

## 1998-99

|             |        |  |                 |
|-------------|--------|--|-----------------|
| Sept. 12-13 | 2nd/14 | Ridges Intercollegiate (Johnson City, Tenn.)             | 280-283-286-849 |
| Sept. 28-29 | 9th/15 | PING/Golfweek Preview Invitational (Chaska, Minn.)       | 313-297-295-905 |
| Oct. 12-13  | 5th/15 | Taylor Made Red River Classic (Dallas, Texas)            | 278-285-283-846 |
| Oct. 18-19  | 3rd/15 | Duke Golf Classic (Durham, N.C.)                         | 295-286-289-870 |
| Nov. 6-8    | 5th/18 | Golf World/Palmetto Dunes Collegiate (Hilton Head, S.C.) | 289-285-295-869 |
| Feb. 11-13  | 1st/23 | Taylor Made/Waikoloa Intercollegiate (Waikoloa, Hawaii)  | 270-310-303-893 |
| Feb. 21-23  | 2nd/18 | San Juan Shoot-Out (Rio Grande, P.R.)                    | 281-278-275-834 |
| Mar. 12-14  | 5th/15 | Golf Digest Collegiate (Las Vegas, Nev.)                 | 292-288-290-870 |
| Mar. 27-28  | 9th/15 | Schenkel E-Z-Go Invitational (Statesboro, Ga.)           | 296-293-301-890 |
| Apr. 2-3    | 2nd/18 | Carpet Capital Collegiate (Rocky Face, Ga.)              | 281-285-294-860 |
| Apr. 16-18  | 1st/9  | ACC Championship (New London, N.C.)                      | 287-291-285-863 |
| May 20-22   | 1st/23 | NCAA East Regional (Providence, R.I.)                    | 283-280-282-845 |
| June 2-5    | MC/30  | NCAA Championship (Chaska, Minn.)                        | 314-312-626     |



# YEAR-BY-YEAR RESULTS (SINCE 1947)

## 1999-2000

|             |         |  |                      |
|-------------|---------|--|----------------------|
| Sept. 19-21 | 4th/18  | PING/Golfweek Preview Invitational (Opelika, Ala.)       | 290-291-283—864      |
| Oct. 1-3    | 1st/15  | Carpet Capital Collegiate (Rocky Face, Ga.)              | 279-288-283—850      |
| Oct. 17-18  | 4th/15  | Iron Duke Golf Classic (Durham, N.C.)                    | 298-299—597          |
| Nov. 5-7    | 2nd/18  | Golf World/Palmetto Dunes Collegiate (Hilton Head, S.C.) | 281-273-287—841      |
| Feb. 17-19  | 1st/24  | Taylor Made/Waikoloa Intercollegiate (Waikoloa, Hawaii)  | 281-279-295—855      |
| Feb. 27-29  | 1st/15  | San Juan Shoot-Out (Rio Grande, P.R.)                    | 284-282-287—853      |
| Mar. 10-12  | 14th/14 | Las Vegas Intercollegiate (Las Vegas, Nev.)              | 274-288-287—849      |
| Apr. 7-9    | 1st/12  | Compaq U.S. Collegiate Championship (Los Cabos, Mex.)    | 288-275-275—838      |
| Apr. 21-23  | 2nd/9   | ACC Championship (New London, N.C.)                      | 287-288-286—861      |
| May 18-20   | 3rd/27  | NCAA East Regional (Moosic, Pa.)                         | 297-296-291—884      |
| M.31-J.3    | 2nd/30  | NCAA Championship (Opelika, Ala.)                        | 280-282-278-276—1116 |

Ended year No. 1 in Golfweek rankings; No. 1 MasterCard CCGF

## 2000-01

|             |         |   |                      |
|-------------|---------|---|----------------------|
| Sept. 25-26 | 11th/16 | PING/Golfweek Preview Invitational (Durham, N.C.)         | 300-298—598          |
| Oct. 6-8    | 1st/15  | Carpet Capital Collegiate (Rocky Face, Ga.)               | 286-280-304—870      |
| Oct. 16-17  | 3rd/12  | Jerry Pate National Intercollegiate (Birmingham, Ala.)    | 282-271-282—835      |
| Nov. 3-5    | 2nd/18  | Golf World/Palmetto Dunes Collegiate (Hilton Head, S.C.)  | 278-272-279—829      |
| Nov. 10-12  | 2nd/8   | CGF National Intercollegiate Match Play (Estero, Fla.)    | 2-1, lost in finals  |
|             |         | (d. Texas, 2.5-2.5; d. Georgia, 3-2; l. Arizona, 3-2)     |                      |
| Feb. 15-17  | T8th/24 | Taylor Made/Waikoloa Intercollegiate (Waikoloa, Hawaii)   | 321-320-282—923      |
| Feb. 25-27  | 1st/15  | Puerto Rico Classic (Rio Grande, P.R.)                    | 296-283-282—861      |
| Mar. 9-11   | 1st/15  | Las Vegas Intercollegiate (Las Vegas, Nev.)               | 292-279-273—844      |
| Mar. 26     | 1st/15  | Morris Williams Intercollegiate (Austin, Texas)           | 281-291—572          |
| Apr. 6-8    | 2nd/12  | Ford U.S. Collegiate Championship (Puerto Vallarta, Mex.) | 289-282-301—872      |
| Apr. 20-22  | 1st/9   | ACC Championship (Lake Buena Vista, Fla.)                 | 280-285-280—845      |
| May 17-19   | 7th/27  | NCAA East Regional (Williamsburg, Va.)                    | 285-279-282—846      |
| M.30-J.2    | 4th/30  | NCAA Championship (Durham, N.C.)                          | 289-292-282-285—1148 |

\*won tiebreaker; Ended year No. 2 in Golfweek rankings; No. 2 in MasterCard CCGF; No. 2 in Golfstat

## 2001-02

|             |         |   |                      |
|-------------|---------|---|----------------------|
| Sept. 28-30 | 10th/15 | PING/Golfweek Preview Invitational (Columbus, Ohio)     | 294-296-300—890      |
| Oct. 5-7    | 1st/15  | Carpet Capital Collegiate (Rocky Face, Ga.)             | 280-282-296—858      |
| Oct. 15-16  | 5th/12  | Jerry Pate National Intercollegiate (Birmingham, Ala.)  | 289-280-299—868      |
| Nov. 9-11   | 1st/15  | Long Cove Invitational (Hilton Head, S.C.)              | 297-278-280—855      |
| Feb. 13-15  | 1st/24  | Taylor Made/Waikoloa Intercollegiate (Waikoloa, Hawaii) | 281-285-294—860      |
| Feb. 24-26  | 1st/15  | Puerto Rico Classic (Rio Grande, P.R.)                  | 275-275-279—829      |
| Mar. 8-10   | 1st/16  | Las Vegas Collegiate (Las Vegas, Nev.)                  | 287-276-281—844      |
| Apr. 5-7    | 5th/10  | PING/U.S. Collegiate Championship (Tucson, Ariz.)       | 282-300-289—871      |
| Apr. 19-21  | 1st/9   | ACC Championship (New London, N.C.)                     | 271-284-282—837      |
| May 16-18   | T1st/27 | NCAA East Regional (Roswell, Ga.)                       | 291-287-298—876      |
| M.29-J.1    | 2nd/30  | NCAA Championship (Columbus, Ohio)                      | 277-286-290-285—1138 |

Ended year No. 1 in Golfweek rankings; No. 1 in Golfstat; set school record with seven victories

## 2002-03

|             |          |   |                      |
|-------------|----------|---|----------------------|
| Sept. 27-29 | 15th/18  | Carpet Capital Collegiate (Rocky Face, Ga.)             | 304-284-296—884      |
| Oct. 7-8    | T11th/15 | PING/Golfweek Preview Invitational (Stillwater, Okla.)  | 307-307-302—916      |
| Oct. 13-14  | T6th/12  | Jerry Pate National Intercollegiate (Birmingham, Ala.)  | 286-279—565          |
| Oct. 25-27  | 3rd/18   | The Nelson (Stanford, Calif.)                           | 283-282-287—852      |
| Feb. 12-14  | 6th/26   | Taylor Made/Waikoloa Intercollegiate (Waikoloa, Hawaii) | 288-280-286—854      |
| Feb. 23-25  | 7th/18   | Puerto Rico Classic (Rio Grande, P.R.)                  | 301-289-292—882      |
| Mar. 7-9    | 11th/15  | Toyota Collegiate Championship (Las Vegas, Nev.)        | 289-288-296—873      |
| Mar. 17-18  | 8th/18   | Morris Williams Intercollegiate (Austin, Texas)         | 297-290-286—873      |
| Apr. 5-8    | 6th/18   | Augusta State Invitational (Augusta, Ga.)               | 290-272-290—842      |
| Apr. 18-20  | 4th/9    | ACC Championship (New London, N.C.)                     | 305-287-289—881      |
| May 15-17   | 2nd/27   | NCAA East Regional (Auburn, Ala.)                       | 281-286-281—848      |
| May 27-30   | T11th/30 | NCAA Championship (Stillwater, Okla.)                   | 310-306-302-300—1218 |

Ended year No. 12 in Golfweek rankings; No. 13 in Golfstat

## 2003-04

|             |         |  |                      |
|-------------|---------|--|----------------------|
| Sept. 13-14 | 9th/18  | Bank of Tennessee at the Ridges (Jonesborough, Tenn.)  | 293-288-302—883      |
| Sept. 22-23 | 2nd/15  | PING/Golfweek Preview Invitational (Hot Springs, Va.)  | 297-276—573          |
| Oct. 3-5    | 5th/18  | Carpet Capital Collegiate (Rocky Face, Ga.)  | 296-284-284—864      |
| Oct. 13-14  | 8th/12  | Jerry Pate National Intercollegiate (Birmingham, Ala.)   | 284-282-280—846      |
| Oct. 20-21  | 1st/15  | Gary Koch/Cleveland Golf Intercollegiate (Tampa, Fla.)   | 272-283-287—284      |
| Nov. 7-9    | 3rd/16  | Hooters Collegiate Match Play (Myrtle Beach, S.C.)   | 3-1, lost in semis   |
|             |         | (d. Southern California, 3-2; d. Georgia 3-2; lost to Florida, 3-1-1; d. Oklahoma State, 2-2-1*) |                      |
| Feb. 11-13  | 1st/21  | Taylor Made/Waikoloa Intercollegiate (Waikoloa, Hawaii)  | 272-291-287—841      |
| Feb. 22-24  | T8th/18 | Puerto Rico Classic (Rio Grande, P.R.)   | 296-299-285—880      |
| Mar. 12-14  | T6th/15 | Southern Highlands Collegiate (Las Vegas, Nev.)  | 291-286-294—871      |
| Mar. 22-23  | 3rd/15  | Western Intercollegiate (Santa Cruz, Calif.)   | 284-278-283—855      |
| Mar. 28-30  | T5th/12 | Atlanta Intercollegiate (Stockbridge, Ga.)   | 293-278-291—862      |
| Apr. 16-18  | 3rd/9   | ACC Championship (New London, N.C.)  | 290-284-274—848      |
| May 20-22   | T3rd/27 | NCAA East Regional (New Haven, Conn.)  | 291-288-285—864      |
| June 1-4    | T5th/30 | NCAA Championship (Hot Springs, Va.)   | 289-285-287-290—1151 |

\*won playoff; Ended year No. 6 in Golfweek rankings; No. 5 in Golfstat

## 2004-05

|             |         |   |                      |
|-------------|---------|---|----------------------|
| Sept. 26-27 | 2nd/15  | PING/Golfweek Preview Invitational (Owings Mills, Md.)                              | 284-285-285—852      |
| Oct. 11-12  | 2nd/12  | Jerry Pate National Intercollegiate (Birmingham, Ala.)                              | 273-279-277—829      |
| Oct. 25-26  | 3rd/16  | Isleworth Collegiate Invitational (Windermere, Fla.)                                | 296-283-295—874      |
| Nov. 5-7    | 3rd/18  | Carpet Capital Collegiate (Rocky Face, Ga.)   | 299-296-288—883      |
| Nov. 14-16  | 2nd/16  | Hooters Collegiate Match Play (Howey-in-the-Hills, Fla.)                            | 3-1, lost in finals  |
|             |         | (d. Penn State, 3-2; d. Arizona, 4-1; d. Texas, 3-0-2; lost to Oklahoma St., 4-0-1) |                      |
| Feb. 9-11   | 2nd/20  | Taylor Made/Waikoloa Intercollegiate (Waikoloa, Hawaii)                             | 274-272-262—808      |
| F.27-M.1    | 1st/18  | Puerto Rico Classic (Rio Grande, P.R.)  | 280-278-287—845      |
| Mar. 11-13  | 6th/15  | Southern Highlands Collegiate (Las Vegas, Nev.)                                     | 297-283-297—877      |
| Mar. 21-22  | 4th/16  | Oregon Duck Invitational (Eugene, Ore.)   | 291-281-295—867      |
| Mar. 27-29  | 6th/15  | Hootie at Bulls Bay Intercollegiate (Awendaw, S.C.)                                 | 290-297-293—880      |
| Apr. 15-17  | 2nd/10  | ACC Championship (New London, N.C.)   | 293-290-286—869      |
| May 19-21   | T6th/27 | NCAA East Regional (Kingston Springs, Tenn.)  | 285-283-279—847      |
| June 1-4    | 2nd/30  | NCAA Championship (Owings Mills, Md.)   | 288-281-295-282—1146 |

Ended year No. 3 in Golfweek rankings; No. 3 in Golfstat

## 2005-06

|             |          |   |                     |
|-------------|----------|---|---------------------|
| Sept. 26-28 | 2nd/15   | PING/Golfweek Preview (Sunriver, Ore.)  | 294-284-282—860     |
| Oct. 10-11  | 1st/12   | Jerry Pate National Intercollegiate (Birmingham, Ala.)                                | 274-278-276—828     |
| Oct. 23-25  | 3rd/118  | Isleworth-UCF Invitational (Windermere, Fla.)   | 290-294-310—894     |
| Nov. 4-6    | 4th/18   | Carpet Capital Collegiate (Rocky Face, Ga.)   | 305-275-287—867     |
| Nov. 14-16  | 2nd/16   | Hooters Collegiate Match Play (Howey-in-the-Hills, Fla.)                              | 3-2, lost in finals |
|             |          | (d. Missouri, 5-0; d. Arizona State, 3-1-1; d. Stanford, 3-1-1; lost to Georgia, 3-2) |                     |
| Feb. 8-10   | 1st/21   | UH-Hilo Intercollegiate (Waikoloa, Hawaii)  | 268-279-278—825     |
| Feb. 26-28  | 15th/18  | Puerto Rico Coassic (Rio Grande, P.R.)  | 288-298-300—886     |
| Mar. 10-12  | 9th/15   | Southern Highlands Collegiate (Las Vegas, Nev.)                                       | 297-296-318—911     |
| Mar. 24     | W        | Univ. of the Pacific (Santa Cruz, Calif.)   | 7-1                 |
| Apr. 3-4    | T10th/15 | Morris Williams Collegiate (Austin, Tex.)   | 286-300-299—885     |
| Apr. 10-11  | T4th/13  | United States Collegiate Championship (Alpharetta, Ga.)                               | 290-298-288—876     |
| Apr. 21-23  | T1st/11  | ACC Championship (New London, N.C.)   | 276-267-290—833     |
| May 18-20   | T3rd/27  | NCAA East Regional (Chardon, Ohio)  | 295-288-284—867     |
| M.31-J.3    | MC/30    | NCAA Championship (Sunriver, Ore.)  | 301-294-296—891     |

Ended year No. 4 in Golfweek rankings; No. 5 in Golfstat

## 2006-07

|             |         |  |                      |
|-------------|---------|--|----------------------|
| Sept. 15-17 | T3rd/18 | Carpet Capital Collegiate (Rocky Face, Ga.)                  | 289-287-278—854      |
| Sept. 24-25 | 6th/12  | Olympia Fields/Fighting Illini Invit. (Olympia Fields, Ill.) | 293-296-288—877      |
| Oct. 2-4    | T9th/15 | PING/Golfweek Preview (Williamsburg, Va.)                    | 288-297-278—863      |
| Oct. 22-24  | T4th/18 | Isleworth-UCF Invitational (Windermere, Fla.)                | 298-297-308—903      |
| Feb. 7-9    | 4th/18  | UH-Hilo Intercollegiate (Waikoloa, Hawaii)                   | 272-265-281—818      |
| Feb. 25-27  | 8th/18  | Puerto Rico Coassic (Rio Grande, P.R.)                       | 287-287-291—865      |
| Mar. 9-11   | T8th/15 | Southern Highlands Collegiate (Las Vegas, Nev.)              | 286-307-303—896      |
| Mar. 24     | W       | Georgia State (Williamsburg, Va.)                            | 279-266              |
| Apr. 9-11   | T4th/15 | United States Collegiate Championship (Alpharetta, Ga.)      | 292-306-298—896      |
| Apr. 20-22  | T1st/11 | ACC Championship (New London, N.C.)                          | 287-283-284—854      |
| May 17-19   | T2nd/27 | NCAA East Regional (Alpharetta, Ga.)                         | 284-294-289—867      |
| M.30-J.2    | 8th/30  | NCAA Championship (Williamsburg, Va.)                        | 288-275-280-288—1131 |

Ended year No. 9 in Golfweek rankings; No. 9 in Golfstat

## 2007-08

|             |          |   |                     |
|-------------|----------|---|---------------------|
| Sept. 14-16 | 3rd/18   | Carpet Capital Collegiate, Rocky Face, Ga.                                  | 296-290-284—870     |
| Oct. 7-9    | 3rd/13   | Brickyard Collegiate, Macon, Ga.  | 283-278-280—841     |
| Oct. 21-23  | 6th/18   | Isleworth-UCF Collegiate Inv., Windermere, Fla.                             | 293-288-288—869     |
| Oct. 28-30  | 2nd/16   | Callaway Golf Collegiate Match Play, Greensboro, Ga.                        | 3-1, lost in finals |
|             |          | (d. Texas, 4-1; d. Georgia, 3-2; d. South Carolina, 3-2; lost to UCLA, 4-1) |                     |
| Feb. 6-8    | 4th/18   | UH-Hilo Invitational, Waikoloa, Hawaii                                      | 275-272-277—824     |
| F.29-M.2    | 7th/15   | Puerto Rico Classic, Rio Grande, Puerto Rico                                | 296-288-287—871     |
| Mar. 7-9    | T10th/15 | Southern Highlands Collegiate, Las Vegas, Nev.                              | 297-295-305—897     |
| Mar. 24-26  | 4th/15   | United States Collegiate Championship, Alpharetta, Ga.                      | 296-290-289—875     |
| Apr. 4-6    | T6th/18  | Augusta State Invitational, Augusta, Ga.                                    | 288-289—577         |
| Apr. 18-20  | 4th/11   | ACC Championship, New London, N.C.  | 287-285-275—847     |
| May 15-17   | 15th/27  | NCAA Central Regional, Columbus, Ohio                                       | 307-299-302—908     |

Ended year No. 9 in Golfweek rankings; No. 8 in Golfstat

## 2008-09

|             |          |  |                 |
|-------------|----------|--|-----------------|
| Sept. 12-14 | 11th/18  | Carpet Capital Collegiate, Rocky Face, Ga.             | 299-295-286—880 |
| Sept. 26-28 | T7th/15  | PING/Golfweek Preview Invitational, Toledo, Ohio       | 296-283-295—874 |
| Oct. 11-13  | 2nd/15   | Brickyard Collegiate, Macon, Ga.                       | 282-295-287—864 |
| Oct. 26-28  | T6th/18  | Isleworth-UCF Collegiate Inv., Windermere, Fla.        | 299-288-308—895 |
| Feb. 4-6    | 9th/17   | UH-Hilo Intercollegiate, Kohala Coast, Hawaii          | 301-295-283—879 |
| F.27-M.1    | 5th/15   | Puerto Rico Classic, Rio Grande, Puerto Rico           | 280-292-283—855 |
| Mar. 13-15  | T6th/15  | Southern Highlands Collegiate, Las Vegas, Nev.         | 289-295-300—884 |
| Apr. 5-7    | 3rd/15   | United States Collegiate Championship, Alpharetta, Ga. | 291-302-288—881 |
| Apr. 17-19  | 1st/11   | ACC Championship, New London, N.C.                     | 281-284-281—846 |
| May 14-16   | T3rd/13  | NCAA Central Regional, Bowling Green, Ky.              | 292-293-295—880 |
| May 27-30   | T10th/30 | NCAA Championship, Toledo, Ohio                        | 301-285-288—874 |

Ended year No. 10 in Golfweek rankings; No. 10 in Golfstat

# YEAR-BY-YEAR RESULTS (SINCE 1947)

## 2009-10

|             |         |   |                    |
|-------------|---------|---|--------------------|
| Sept. 11-13 | 3rd/12  | Carpet Capital Collegiate, Rocky Face, Ga.....                      | 295-290-282 - 867  |
| Sept. 25-27 | 4th/17  | Mason Rudolph Intercollegiate, Franklin, Tenn. ....                 | *275-284 - 559     |
| Oct. 10-12  | 12th/15 | Brickyard Collegiate, Macon, Ga. ....                               | *298-285 - 593     |
| Oct. 25-26  | 1st/15  | UNCG Bridgestone Collegiate, Greensboro, N.C. ....                  | 283-281-279 - 843  |
| Feb. 3-5    | 6th/22  | Maura Lani Invitational, Kohala Coast, Hawaii .....                 | 304-291-282 - 877  |
| Feb. 21-23  | 5th/15  | Puerto Rico Classic, Rio Grande, Puerto Rico .....                  | 285-282-299 - 855  |
| Mar. 12-14  | T9th/15 | Southern Highlands Collegiate Masters, Las Vegas, Nev. ....         | 300-322-306 - 928  |
| Mar. 26-28  | T4th/16 | Linger Longer Invitational, Greensboro, Ga. ....                    | 300-298-281 - 879  |
| Apr. 9-10   | 6th/17  | Wolfpack Intercollegiate, Raleigh, N.C. ....                        | 294-296-297 - 887  |
| Apr. 23-25  | 1st/11  | ACC Championship, New London, N.C. ....                             | 279-276-286 - 841  |
| May 20-22   | 3rd/13  | NCAA Southeast Regional, Milton, Ga. ....                           | 287-286-272 - 845  |
| June 1-3    | 3rd/30  | NCAA Championship, Ooltewah, Tenn. ....                             | *290-282-286 - 858 |
| June 4      | Lost    | Augusta State (NCAA Match Play quarterfinals), Ooltewah, Tenn. .... | 3-2                |

\*Event shortened to 36 holes by weather; Ended year No. 14 in Golfweek rankings, No. 5 in Golfstat

## 2010-11

|             |         |  |                   |
|-------------|---------|--|-------------------|
| Sept. 11-13 | T3rd/12 | Carpet Capital Collegiate, Rocky Face, Ga.....                                   | 287-294-291 - 862 |
| Sept. 26-28 | 7th/15  | PING/Golfweek Preview, Stillwater, Okla. ....                                    | 298-287-307 - 892 |
| Oct. 8-10   | 4th/15  | Brickyard Collegiate, Macon, Ga. ....  | 291-289-287 - 867 |
| Oct. 24-26  | 1st/15  | United States Collegiate Championship, Alpharetta, Ga. ....                      | 271-285-280 - 836 |
| Feb. 2-4    | 4th/20  | Amer Ari Invitational, Waikoloa, Hawaii .....                                    | 278-282-284 - 844 |
| Feb. 20-22  | 2nd/15  | Puerto Rico Classic, Rio Grande, Puerto Rico .....                               | 278-284-279 - 841 |
| Mar. 11-13  | 9th/15  | Southern Highlands Collegiate Masters, Las Vegas, Nev. ....                      | 294-294-306 - 894 |
| Mar. 28-29  | na      | Grub Mart Collegiate, Glencoe, Ala. (individuals only, Seth Reeves, co-medalist) |                   |
| Apr. 16-17  | 1st/5   | Yellow Jacket Classic, Alpharetta, Ga. ....                                      | 284-283 - 567     |
| Apr. 22-24  | 1st/11  | ACC Championship, New London, N.C. ....  | 281-278-272 - 831 |
| May 19-21   | 2nd/13  | NCAA East Regional, Blacksburg, Va. ....   | 289-293-287 - 869 |
| M.31-J.2    | 2nd/30  | NCAA Championship, Stillwater, Okla. ....  | 283-290-302 - 875 |
| June 3      | Lost    | Augusta State (NCAA Match Play quarterfinals), Stillwater, Okla. ....            | 3-2               |

Ended year No. 2 in Golfweek rankings, No. 3 in Golfstat

## 2011-12

|             |        |   |                    |
|-------------|--------|---|--------------------|
| Sept. 9-11  | 3rd/12 | Carpet Capital Collegiate, Rocky Face, Ga.....                    | 286-297-274 - 857  |
| Sept. 25-27 | 8th/15 | Golfweek Conference Challenge, Burlington, Iowa.....              | 294-301-294 - 889  |
| Oct. 7-9    | 1st/15 | Brickyard Collegiate, Macon, Ga. ....                             | 280-285-283 - 848  |
| Oct. 23-25  | 4th/14 | United States Collegiate Championship, Alpharetta, Ga. ....       | 284-282-298 - 864  |
| Feb. 1-3    | 4th/20 | Amer Ari Invitational, Waikoloa, Hawaii .....                     | 278-289-278 - 845  |
| Feb. 19-21  | 4th/15 | Puerto Rico Classic, Rio Grande, Puerto Rico .....                | 290-289-282 - 861  |
| Mar. 9-11   | 2nd/18 | Seminole Intercollegiate, Tallahassee, Fla. ....                  | 278-274-278 - 830  |
| Mar. 22-23  | 4th/16 | Barona Collegiate Cup, Lakeside, Calif. (low 5 of 6 scores) ..... | 352-366-348 - 1036 |
| Apr. 7-8    | 2nd/15 | Gary Koch Invitational, Tampa, Fla. ....                          | 289-284-290 - 863  |
| Apr. 20-22  | 1st/11 | ACC Championship, New London, N.C. ....                           | 270-274-293 - 837  |
| May 17-19   | 6th/14 | NCAA Southwest Regional, Norman, Okla. ....                       | 290-286-307 - 883  |

Ended year No. 8 in Golfweek rankings, No. 11 in Golfstat

## 2012-13

|             |         |   |                   |
|-------------|---------|---|-------------------|
| Sept. 7-9   | 11th/15 | Carpet Capital Collegiate, Rocky Face, Ga.....                        | 301-291-294 - 886 |
| Sept. 23-25 | 11st/15 | PING/Golfweek Preview Invitational, Milton, Ga. ....                  | 287-282-276 - 845 |
| Oct. 5-7    | 2nd/15  | Brickyard Collegiate, Macon, Ga. ....                                 | 289-290-283 - 862 |
| Oct. 19-21  | 1st/15  | United States Collegiate Championship, Alpharetta, Ga. ....           | 291-291-292 - 874 |
| Feb. 6-8    | 4th/20  | Amer Ari Invitational, Waikoloa, Hawaii .....                         | 283-283-284 - 850 |
| Feb. 17-19  | 5th/15  | Puerto Rico Classic, Rio Grande, Puerto Rico .....                    | 286-285-287 - 858 |
| Mar. 8-10   | 7th/15  | Southern Highlands Collegiate Masters, Las Vegas, Nev. ....           | 295-294-301 - 890 |
| Mar. 23-24  | 4th/14  | Linger Longer Invitational, Greensboro, Ga. (shortened by rain) ..... | 295-284 - 579     |
| Apr. 8-9    | 2nd/14  | Gary Koch Invitational, Tampa, Fla. ....                              | 279-277-292 - 848 |
| Apr. 13     | Lost    | South Carolina (dual match), Atlanta, Ga. ....                        | 3-2-1             |
| Apr. 19     | Lost    | TCU (dual match), Milton, Ga. ....                                    | 3-2-1             |
| Apr. 26-28  | 4th/11  | ACC Championship, New London, N.C. ....                               | 284-272-295 - 851 |
| May 16-18   | 4th/13  | NCAA Tallahassee Regional, Tallahassee, Fla. ....                     | 280-284-285 - 849 |
| May 28-30   | 2nd/30  | NCAA Championship, Milton, Ga. ....                                   | 274-274-282 - 830 |
| May 31      | Won     | UNLV (NCAA Match Play quarterfinals), Milton, Ga. ....                | 3-2               |
| June 1      | Lost    | Alabama (NCAA Match Play semifinals), Milton, Ga. ....                | 3-0-2             |

Ended year No. 8 in Golfweek rankings, No. 4 in Golfstat

## 2013-14

|             |         |  |                   |
|-------------|---------|--|-------------------|
| Sept. 6-8   | 1st/14  | Carpet Capital Collegiate, Rocky Face, Ga.....                         | 280-289-281 - 850 |
| Sept. 14-15 | 1st/14  | Tar Heel Intercollegiate, Chapel Hill, N.C. ....                       | 283-281-278 - 842 |
| Oct. 4-6    | 2nd/14  | Brickyard Collegiate, Macon, Ga. ....                                  | 282-275-282 - 839 |
| Oct. 18-20  | 2nd/15  | United States Collegiate Championship, Alpharetta, Ga. ....            | 279-287-284 - 850 |
| Feb. 6-8    | T7th/20 | Amer Ari Invitational, Waikoloa Village, Hawaii .....                  | 286-270-281 - 837 |
| Feb. 23-25  | 2nd/15  | Puerto Rico Classic, Rio Grande, P.R. ....                             | 278-277-268 - 823 |
| Mar. 7-9    | 12th/15 | Southern Highlands Collegiate Masters, Las Vegas, Nev. ....            | 315-302-300 - 917 |
| Mar. 24-25  | 1st/15  | Valspar Invitational at Floridian, Palm City, Fla. ....                | 274-280-283 - 837 |
| Apr. 12-13  | 1st/15  | Robert Kepler Invitational, Columbus, Ohio .....                       | 281-291-286 - 858 |
| Apr. 19     | Won     | vs. Auburn, at Milton, Ga. (dual match) .....                          | 4-2               |
| Apr. 19     | Won     | vs. Georgia, at Milton, Ga. (dual match) .....                         | 5-1               |
| Apr. 25-27  | 1st/12  | ACC Championship, New London, N.C. ....                                | 288-278-273 - 839 |
| May 15-17   | 1st/13  | NCAA Raleigh Regional, Raleigh, N.C. ....                              | 268-272-285 - 825 |
| May 23-26   | 5th/30  | NCAA Championship, Hutchinson, Kan. ....                               | 277-282-282 - 841 |
| May 27      | Lost    | Oklahoma State (NCAA Match Play quarterfinals, Hutchinson, Kan.) ..... | 4-0-1             |

Ended year No. 2 in Golfweek rankings, No. 4 in Golfstat

## 2014-15

|             |         |   |                        |
|-------------|---------|---|------------------------|
| Sept. 5-7   | 2nd/14  | Carpet Capital Collegiate, Rocky Face, Ga.....                    | 293-276-280 - 849      |
| Sept. 19-20 | 1st/12  | DICK'S Sporting Goods Challenge Cup, Kingston Springs, Tenn. .... | 290-272-286 - 848      |
| Oct. 6-7    | 6th/12  | Jerry Pate National Intercollegiate, Vestavia Hills, Ala. ....    | 285-278-293 - 856      |
| Oct. 17-19  | T7th/15 | United States Collegiate Championship, Alpharetta, Ga. ....       | 296-285-281 - 862      |
| Nov. 3-5    | 1st/15  | Warrior Princeville Makai Invitational, Princeville, Hawai'i..... | 272-273-264 - 809      |
| Feb. 22-24  | 2nd/15  | Puerto Rico Classic, Rio Grande, P.R. ....                        | 292-274-291 - 857      |
| Feb. 13-15  | 4th/17  | Seminole Intercollegiate, Tallahassee, Fla. ....                  | 287-280-281 - 848      |
| Feb. 23-24  | 10th/13 | Valspar Collegiate Invitational, Palm City, Fla. ....             | 296-288-289 - 873      |
| Apr. 3-5    | T2nd/14 | Mason Rudolph Championship, Franklin, Tenn. ....                  | 283-287-287 - 857      |
| Apr. 11-12  | 1st/14  | Robert Kepler Intercollegiate, Columbus, Ohio .....               | 284-278-286 - 848      |
| Apr. 24-26  | *1st/12 | Atlantic Coast Conference Championship, New London, N.C. ....     | 284-279-282 - 845      |
| May 14-16   | 3rd/13  | NCAA San Diego Regional, Rancho Santa Fe, Calif. ....             | 299-283-287 - 869      |
| M.29-J.1    | 9th/30  | NCAA Championship, Bradenton, Fla. ....                           | 293-295-290-297 - 1175 |

Ended year No. 9 in Golfweek rankings, No. 9 in Golfstat

## 2015-16

|             |         |   |                   |
|-------------|---------|---|-------------------|
| Sept. 11-13 | 5th/15  | Carpet Capital Collegiate, Rocky Face, Ga.....                        | 286-296-303 - 885 |
| Sept. 25-27 | T7th/12 | DICK'S Sporting Goods Challenge Cup, Kingston Springs, Tenn. ....     | 287-286-294 - 867 |
| Oct. 16-18  | 5th/17  | United States Collegiate Championship, Alpharetta, Ga. ....           | 286-299-282 - 867 |
| Nov. 1-3    | 10th/22 | Kiawah Classic by Aramark, Kiawah Island, S.C. (rain shortened) ..... | 293-299 - 592     |
| Feb. 4-6    | 12th/19 | Amer Ari Invitational, Waikoloa Village, Hawai'i.....                 | 290-289-286 - 865 |
| Feb. 21-23  | 6th/15  | Puerto Rico Classic, Rio Grande, P.R. ....                            | 286-283-288 - 857 |
| Mar. 21-22  | 14th/15 | Valspar Collegiate Invitational, Palm City, Fla. ....                 | 307-293-305 - 905 |
| Apr. 1-3    | T2nd/12 | Clemson Invitational, Salem, S.C. ....                                | 288-287-297 - 872 |
| Apr. 9-10   | T3rd/15 | Princeton Invitational, Princeton, N.J. (36-hole event) .....         | 294-284 - 578     |
| Apr. 22-24  | 4th/19  | Atlantic Coast Conference Championship, New London, N.C. ....         | 287-288-289 - 864 |
| May 16-18   | T7th/14 | NCAA Tucson Regional, Marana, Ariz. ....                              | 297-288-282 - 867 |

Ended year No. 38 in Golfweek rankings, No. 42 in Golfstat

## 2016-17

|                |          |  |                   |
|----------------|----------|--|-------------------|
| Sept. 9-11     | 5th/14   | Carpet Capital Collegiate, Rocky Face, Ga.....   | 286-295-275 - 856 |
| Sept. 23-25    | 6th/16   | Mauli Jim Invitational, Scottsdale, Ariz. ....   | 280-276-288 - 844 |
| Oct. 21-23     | 12th/17  | Golf Club of Georgia Collegiate, Alpharetta, Ga. ....  | 297-286-294 - 877 |
| Oct. 31-Nov. 1 | 2-1      | Cypress Point Classic, Pebble Beach, Calif.<br>(d. Georgia, 8.5-3.5; d. Stanford, 8-4; l. Southern California, 19.5-4.5) |                   |
| Feb. 2-4       | 7th/21   | Amer Ari Invitational, Waikoloa, Hawai'i .....   | 288-278-285 - 851 |
| Feb. 19-21     | 3rd/15   | Puerto Rico Classic, Rio Grande, Puerto Rico .....   | 294-284-281 - 859 |
| Mar. 10-12     | 2nd/14   | Seminole Intercollegiate, Tallahassee, Fla. ....   | 276-280-280 - 836 |
| Mar. 19-21     | 2nd/14   | Valspar Collegiate Invitational, Palm City, Fla. ....  | 301-281-278 - 860 |
| Apr. 7-9       | 2nd/13   | Clemson Invitational, Salem, S.C. ....   | 296-283-294 - 873 |
| Apr. 21-23     | T-7th/12 | ACC Championship, Clinton, S.C. ....   | 288-296-299 - 883 |
| May 15-17      | 6th/13   | NCAA Stanford Regional, Stanford, Calif. ....  | 287-273-284 - 844 |

Ended year No. 21 in Golfweek rankings, No. 22 in Golfstat

## 2017-18

|             |        |  |                   |
|-------------|--------|--|-------------------|
| Sept. 8-10  | 1st/15 | Carpet Capital Collegiate, Rocky Face, Ga.....                   | 287-284-279 - 850 |
| Sept. 22-24 | 2nd/13 | Mauli Jim Intercollegiate, Carefree, Ariz. ....                  | 291-286-281 - 858 |
| Oct. 8-10   | 1st/12 | Franklin American Mortgage Collegiate, College Grove, Tenn. .... | 297-276-279 - 852 |
| Oct. 20-22  | 4th/15 | Golf Club of Georgia Collegiate, Alpharetta, Ga. ....            | 284-277-285 - 846 |
| Feb. 1-3    | 5th/18 | Amer Ari Invitational, Waikoloa, Hawai'i .....                   | 281-275-386 - 842 |
| Feb. 18-20  | 4th/15 | Puerto Rico Classic, Rio Grande, Puerto Rico .....               | 276-286-297 - 859 |
| Mar. 10-11  | 1st/15 | General James Hackler Championship, Myrtle Beach, S.C. ....      | 283-284-281 - 848 |
| Mar. 18-20  | 4th/16 | Valspar Collegiate Invitational, Palm City, Fla. ....            | 287-282-283 - 852 |
| Apr. 7-8    | 3rd/15 | Irish Creek Intercollegiate, Kannapolis, N.C. ....               | 277-297-293 - 867 |
| Apr. 20-22  | 1st/12 | ACC Championship, New London, N.C. ....                          | 276-277-282 - 835 |
| May 14-16   | 6th/14 | NCAA Raleigh Regional, Raleigh, N.C. ....                        | 274-279-282 - 835 |

Ended year No. 8 in Golfweek rankings, No. 6 in Golfstat



# HEAD-TO-HEAD UNDER BRUCE HEPPLER

| ACC                 | 1996 | 1997  | 1998  | 1999 | 2000 | 2001 | 2002  | 2003  | 2004  | 2005  | 2006  | 2007  | 2008  | 2009  | 2010  | 2011 | 2012 | 2013 | 2014 | 2015  | 2016  | 2017  | 2018 |
|---------------------|------|-------|-------|------|------|------|-------|-------|-------|-------|-------|-------|-------|-------|-------|------|------|------|------|-------|-------|-------|------|
| Boston College      |      |       |       |      |      |      |       |       |       | 1-0   | 1-0   | 2-0   | 2-0   | 1-0   | 1-0   | 2-0  | 2-0  | 1-0  | 3-0  | 1-0   | 2-0   | 2-0   | 1-0  |
| Clemson             | 0-6  | 1-6   | 3-4   | 3-7  | 7-3  | 5-5  | 6-2-1 | 0-9   | 2-7-1 | 9-0   | 5-4   | 3-4-1 | 5-2   | 3-5   | 3-3   | 6-0  | 3-1  | 3-1  | 4-0  | 6-0   | 1-6   | 1-4   | 3-2  |
| Duke                | 2-4  | 2-3   | 5-0   | 4-2  | 4-1  | 3-1  | 3-0   | 4-1   | 4-0   | 4-1   | 6-2   | 6-1   | 1-3   | 4-0   | 3-1   | 3-2  | 2-0  | 2-1  | 3-0  | 3-0   | 1-3   | 0-2   | 3-1  |
| Florida State       | 1-3  | 3-1   | 3-1   | 2-0  | 2-0  | 1-0  | 1-0   | 1-0   |       | 4-0   | 2-0   | 4-1   | 2-2   | 5-0   | 3-3   | 3-1  | 4-2  | 2-4  | 6-0  | 2-2   | 0-4   | 1-1-1 | 2-1  |
| Louisville          |      |       |       |      |      |      |       |       |       |       |       | 1-0   | 0-1   | 1-0   | 1-0   |      |      |      | 4-0  | 1-0   | 2-0   | 1-0   |      |
| North Carolina      | 0-6  | 1-5-1 | 3-3   | 6-2  | 9-0  | 1-2  | 4-0   | 1-3   | 6-0   | 5-0   | 0-1-1 | 3-1   | 0-3   | 2-0   | 2-1   | 1-0  | 3-0  | 3-0  | 3-0  | 3-1   | 1-1-1 | 1-0   |      |
| NC State            | 2-5  | 4-3   | 5-1-1 | 5-0  | 6-0  | 4-2  | 5-0   | 5-3   | 5-1   | 4-0   | 2-1   | 3-0   | 5-0   | 3-0   | 1-1   | 2-0  | 2-0  | 4-0  |      | 3-0   | 2-0   | 0-1-1 | 3-1  |
| Notre Dame          |      |       |       |      |      |      |       |       |       |       |       |       |       |       |       |      |      |      | 1-0  | 2-0   | 1-0   | 2-0   | 1-0  |
| Virginia            | 2-6  | 2-7   | 7-0   | 7-0  | 6-0  | 3-1  | 4-0   | 2-0   |       | 2-0   | 1-0   | 1-0   | 2-0   | 2-0   | 4-0   | 4-0  | 3-0  | 2-0  | 2-0  | 5-1   |       | 0-3   | 4-0  |
| Virginia Tech       | 3-1  | 3-0   | 2-0   |      |      | 1-1  | 2-1   | 2-0   |       | 2-0   | 2-0   | 2-0-1 | 4-0   | 3-0   | 4-1   | 4-0  | 3-0  | 2-1  | 4-0  | 2-0   |       | 2-0   | 3-0  |
| Wake Forest         | 1-6  | 1-5   | 5-0   | 7-0  | 7-0  | 5-0  | 4-2   | 1-6   | 4-3   | 6-2   | 4-2   | 5-2   | 3-2   | 3-1   | 4-0   | 2-1  | 3-0  | 5-1  | 4-0  | 2-1   |       | 0-2   | 2-1  |
| Non-ACC*            | 1996 | 1997  | 1998  | 1999 | 2000 | 2001 | 2002  | 2003  | 2004  | 2005  | 2006  | 2007  | 2008  | 2009  | 2010  | 2011 | 2012 | 2013 | 2014 | 2015  | 2016  | 2017  | 2018 |
| Air Force           |      | 1-0   | 1-0   | 1-0  |      |      |       | 1-0   | 1-0   |       |       |       |       |       |       |      | 1-0  | 1-0  |      |       |       |       |      |
| Akron               |      |       |       |      |      |      |       |       |       |       |       |       |       |       |       |      |      |      |      |       |       |       | 1-0  |
| Alabama             | 2-3  | 2-1   | 2-0   |      |      | 1-0  | 2-0   | 3-1   |       | 4-0-1 | 3-1   | 1-3   | 0-4   | 3-3   | 2-1   | 1-2  | 2-1  | 2-5  | 0-3  | 2-1-1 | 2-2   | 3-0   | 2-0  |
| Ala.-Birmingham     |      |       | 1-0   |      | 1-0  | 3-0  | 3-0   | 1-0   | 2-0   | 2-0   | 1-0   | 1-0   |       | 1-0   |       | 1-0  |      | 2-0  | 1-1  | 0-1   | 1-0   |       |      |
| Arizona             | 0-4  | 1-1   | 2-1   | 5-1  | 3-0  | 3-3  | 3-2   | 1-3-1 | 2-2   | 2-0   | 2-1   | 2-1   | 1-0-1 | 3-0   | 1-0   | 1-0  | 2-0  |      |      |       |       |       |      |
| Arizona State       | 0-4  | 0-3   | 3-1   | 3-2  | 3-2  | 5-2  | 6-0   | 1-3   | 3-1   | 4-1   | 4-3   | 3-2   | 1-2   | 1-3   | 3-1   | 3-1  | 1-0  | 2-0  | 2-0  | 2-1   | 0-1   | 0-1   | 1-2  |
| Arkansas            |      | 2-0   | 3-1   | 1-1  | 1-0  | 1-0  | 1-0   | 1-1   | 2-0   | 2-0   | 1-1   |       | 1-0   | 0-1   | 1-0   | 1-0  | 0-1  | 2-0  | 2-0  | 0-1   | 0-1   | 1-0   |      |
| Arkansas State      |      |       |       |      |      |      |       |       |       |       |       |       |       |       |       |      |      | 1-0  |      |       |       |       |      |
| Auburn              | 1-2  | 0-4   | 5-1   | 3-0  | 4-0  | 3-1  | 4-0   | 3-2   | 8-0   | 3-1   | 3-1   | 2-0-1 | 1-0   | 2-0   | 1-0   | 1-0  | 1-2  | 4-0  | 4-1  | 2-1   | 0-3   | 1-2   | 1-1  |
| Augusta             | 1-0  | 3-1   | 1-1   | 2-2  | 1-1  | 2-0  | 5-0   | 2-4   | 5-1   | 4-2   | 5-0   | 1-0   | 2-0   | 1-0   | 2-1   | 1-2  | 1-0  | 2-0  | 1-0  |       |       | 1-0   | 1-1  |
| Ball State          |      |       |       |      |      |      |       |       |       |       |       |       |       |       |       |      | 0-1  | 1-0  | 1-0  | 1-0   |       |       |      |
| Baylor              |      |       |       |      |      |      |       | 2-0   |       |       |       | 1-0   |       |       | 1-0   | 1-0  |      |      |      |       |       | 0-2   | 1-0  |
| Bethune-Cookman     |      |       |       |      |      |      |       |       |       |       |       |       |       |       |       |      |      |      | 1-0  |       |       |       |      |
| Boise State         |      |       |       |      |      |      |       |       |       |       |       |       |       |       |       |      |      |      |      | 1-0   |       |       |      |
| Brigham Young       |      | 1-0   | 1-0   | 1-1  |      | 2-2  |       | 1-0   | 1-0   | 1-0   | 3-2   | 2-0   | 1-0   |       | 1-0   |      |      |      |      |       |       | 1-0   |      |
| Brown               |      |       |       |      |      |      |       |       |       |       |       |       |       |       |       |      |      |      |      |       | 1-0   |       |      |
| California          |      |       | 1-0   | 0-1  | 1-0  |      |       |       | 0-2   | 1-0   |       |       |       | 1-0   | 1-0   | 2-1  | 0-1  | 1-2  | 1-0  |       | 1-0   | 1-0   | 2-0  |
| Cal Poly            |      |       |       |      |      |      |       |       |       |       |       |       |       |       |       |      |      |      |      | 1-0   |       |       |      |
| Campbell            |      |       |       |      |      |      |       |       |       |       |       |       |       |       |       |      |      |      |      |       |       |       | 1-0  |
| CS Monterrey Bay    |      |       |       |      |      |      |       |       |       |       |       |       |       |       |       |      |      |      |      |       | 1-0   |       |      |
| Central Conn. St.   |      |       |       |      |      |      |       |       |       |       |       |       |       |       |       |      | 1-0  |      |      |       |       |       |      |
| Central Florida     | 1-0  | 1-0   |       |      |      |      |       |       | 1-0   | 2-0   | 1-0   | 2-0   | 1-0   | 2-0-1 |       |      |      | 1-0  |      |       |       |       |      |
| Charleston Southern |      |       |       |      |      |      |       |       |       |       |       |       |       |       |       |      |      |      |      |       | 0-1   |       |      |
| Charlotte           | 1-1  | 3-0   |       | 1-0  | 1-0  |      |       |       |       | 1-0   | 1-0   | 1-1   | 1-1   | 4-0   | 1-1   |      | 1-0  | 1-0  | 1-0  | 2-0   |       |       | 1-0  |
| Chattanooga         |      |       |       |      |      |      |       |       |       |       |       | 1-0   | 1-0   | 3-1   | 0-2   | 2-0  | 2-1  | 2-1  | 2-0  | 1-0   | 1-0   | 2-0   | 1-0  |
| Chico State         |      |       |       |      |      |      |       |       |       |       |       |       |       |       |       |      | 1-0  |      |      |       |       | 1-0   |      |
| Cincinnati          |      |       |       |      |      |      |       |       |       |       |       |       |       |       |       |      | 1-0  |      |      | 1-0   |       |       | 1-0  |
| Cleveland State     |      |       |       |      |      |      |       |       |       |       |       |       |       |       |       |      |      |      | 1-0  |       |       |       |      |
| Coastal Carolina    | 1-0  | 1-0   |       |      | 1-0  |      | 1-0   |       |       | 2-0   | 0-1   | 1-1   | 1-0   |       | 3-0   | 1-0  |      | 1-0  |      | 1-0   |       |       | 1-0  |
| Coll. of Charleston | 2-0  | 3-0   | 1-0   | 1-0  |      |      | 1-0   | 1-0   |       | 1-0   |       |       |       |       | 2-0   |      | 2-0  | 1-0  |      | 1-0   |       | 1-0   | 1-0  |
| Colorado            | 1-0  | 2-0   | 3-0   | 0-1  | 1-0  | 1-0  | 2-0   | 2-0   | 1-1   | 1-0   | 2-0   | 1-0   | 2-0   | 0-1   | 1-0   | 1-0  | 1-0  | 1-0  | 1-0  |       | 0-1   | 0-1   | 1-0  |
| Colorado State      |      |       | 1-1   | 0-1  |      |      |       |       | 1-0   | 1-0   |       |       |       |       |       | 1-0  | 1-0  | 1-0  |      |       |       |       |      |
| Columbia            |      |       |       |      |      |      |       |       |       |       |       |       |       |       |       |      |      |      |      |       | 1-0   |       |      |
| Cornell             |      |       |       |      |      |      |       |       |       |       |       |       |       |       |       |      |      |      |      |       | 1-0   |       |      |
| CSU-Monterrey Bay   |      |       |       |      |      |      |       |       |       |       |       |       |       |       |       |      |      |      | 1-0  |       |       |       |      |
| CSU-Stanislaus      |      |       |       |      |      |      |       |       |       |       |       |       |       |       |       |      |      | 1-0  |      |       |       |       |      |
| Dalton State        |      |       |       |      |      |      |       |       |       |       |       |       |       |       |       |      |      |      |      | 1-0   | 1-0   | 1-0   |      |
| Dartmouth           |      |       |       |      |      |      |       |       |       |       |       |       |       |       |       |      |      |      |      |       |       |       | 1-0  |
| Davidson            |      |       |       |      |      |      |       |       |       |       |       |       |       |       |       |      |      |      | 1-0  |       |       |       | 2-0  |
| Dayton              |      |       |       |      |      |      |       |       |       |       |       |       |       |       |       |      |      |      |      |       |       |       | 1-0  |
| East Carolina       |      |       |       |      |      |      |       |       |       |       |       |       |       |       |       | 1-0  |      |      | 1-0  |       |       |       | 2-0  |
| East Tennessee St.  | 0-3  | 0-7   | 5-0   | 6-2  | 7-0  | 4-1  | 3-0   | 3-1   |       | 3-0   | 2-2   | 3-1   | 3-2   | 4-0   | 2-0   | 4-0  | 2-0  | 2-0  | 3-0  | 5-1   | 1-0   | 1-0   | 2-0  |
| Eastern Kentucky    |      |       |       |      |      |      |       |       |       |       |       |       |       |       |       |      |      |      |      | 1-0   |       |       |      |
| Eastern Michigan    |      |       |       |      |      |      |       |       |       |       |       |       |       |       |       |      |      |      | 1-0  |       |       |       |      |
| Elon                |      |       |       |      |      |      |       |       |       |       |       |       |       |       |       |      |      |      |      |       | 1-0   | 1-0   | 1-0  |
| Florida             | 1-2  | 0-5   | 5-0   | 3-3  | 6-0  | 4-2  | 5-1   | 2-3-1 | 4-5   | 5-2   | 0-5   | 5-2-1 | 1-2   | 4-2   | 2-0   |      | 1-0  | 2-0  | 1-0  | 3-0   | 2-0-1 | 1-0   |      |
| Florida Atlantic    |      |       |       |      |      |      |       |       |       |       |       |       |       |       |       |      | 1-0  |      |      |       |       |       |      |
| Fresno State        | 0-1  | 1-0   | 1-0   | 1-0  | 2-0  | 1-0  | 2-0   | 2-0   |       | 1-0   | 2-0   |       |       |       | 1-0   |      |      |      |      |       |       |       |      |
| Furman              | 3-0  | 1-2   | 1-0   | 2-0  | 1-0  |      | 1-0   |       |       | 1-0   |       |       | 1-0   |       |       |      |      |      | 2-0  |       | 1-0   | 1-0   |      |
| Gardner-Webb        |      |       |       |      |      |      |       |       |       |       |       |       |       |       |       |      |      |      | 1-0  |       | 1-0   |       |      |
| Georgetown          |      |       |       |      |      |      |       |       |       |       |       |       |       |       |       |      |      |      |      | 1-0   |       |       |      |
| Georgia Mason       |      |       |       |      |      |      |       |       |       |       |       |       |       |       |       |      |      |      |      |       |       | 1-0   |      |
| George Washington   |      |       |       |      |      |      |       |       |       |       |       |       |       |       |       |      |      |      |      |       | 1-0   |       |      |
| Georgia             | 0-3  | 1-3   | 4-2   | 2-7  | 7-1  | 5-4  | 7-1   | 2-3   | 2-5-2 | 3-6   | 1-7-1 | 0-7-1 | 3-4   | 1-7   | 3-1-1 | 3-3  | 3-0  | 4-3  | 5-1  | 2-2   | 0-2   | 1-1   | 1-0  |
| Georgia Southern    | 2-0  | 1-0   |       | 1-0  | 1-0  | 1-0  | 2-0   | 2-0   | 1-0   | 2-0   | 1-0   |       | 1-0   |       | 2-0   |      | 1-0  |      | 1-0  | 0-1   |       |       |      |
| Georgia State       |      |       | 1-0   | 1-0  | 1-0  |      |       | 1-0   | 3-1   | 1-1   | 2-1   | 5-0-1 | 3-0   | 1-0   |       |      | 2-0  | 1-0  | 1-0  | 2-0   | 1-0   | 1-0   | 1-0  |
| Gonzaga             |      |       |       |      |      |      |       |       |       |       |       |       |       |       |       | 1-0  | 1-0  |      | 1-0  |       |       |       | 1-0  |
| Grand Canyon        |      |       |       |      |      |      |       |       |       |       |       |       |       |       |       |      |      |      |      |       |       | 1-0   |      |
| Hawaii              |      |       | 1-0   | 1-0  | 1-0  | 1-0  | 1-0   | 1-0   |       |       | 1-0   | 1-0   | 1-0   | 1-0   | 1-0   | 1-0  | 2-0  | 1-0  | 1-0  | 1-0   | 1-0   | 2-0   | 2-0  |
| Hawaii - Hilo       |      |       |       | 1-0  | 1-0  | 1-0  | 1-0   | 2-0   |       | 2-0   | 1-0   | 1-0   | 1-0   | 1-0   | 1-0   | 1-0  | 1-0  | 1-0  |      | 1-0   |       | 1-0   | 1-0  |
| Houston             | 0-3  | 3-1-1 | 3-0-1 | 3-4  | 7-0  | 5-0  | 4-0   | 1-1   |       |       |       | 1-0   |       |       |       |      |      |      | 2-0  | 2-0   | 0-1   | 3-0   | 1-0  |
| Idaho               |      |       |       |      |      |      |       |       |       |       |       |       |       |       |       |      |      |      |      |       |       |       | 2-0  |
| Illinois            | 1-0  |       |       | 0-1  |      |      |       | 1-0   | 1-0   | 2-0   | 1-0   | 0-1   | 2-0   | 1-1   | 2-0   | 1-0  | 1-0  | 1-0  | 2-0  | 0-1   |       |       |      |
| Illinois State      |      |       |       |      |      |      |       |       |       |       |       |       |       |       |       |      |      |      |      | 1-0   |       | 1-0   |      |
| Indiana             |      |       |       |      |      |      |       |       |       |       |       |       | 0-1   | 1-1   |       |      |      |      |      | 1-0   |       |       | 1-0  |
| Iona                |      |       |       |      |      |      |       |       |       |       |       |       |       |       |       |      |      |      |      |       |       |       | 1-0  |
| Iowa                |      |       |       |      |      |      |       |       |       |       |       |       |       |       |       | 1-0  | 1-1  | 3-0  | 1-0  | 1-0   | 1-0   |       |      |
| Iowa State          |      |       |       |      |      |      |       |       |       |       |       |       |       |       |       |      |      |      | 1-0  |       |       |       |      |
| IUPUI               |      |       |       |      |      |      |       |       |       |       |       |       |       |       |       |      | 1-0  |      |      |       |       |       |      |
| Jacksonville        |      |       |       |      |      |      |       |       |       |       |       |       |       |       |       |      |      | 1-0  | 1-0  |       |       | 1-0   |      |
| Jacksonville State  | 1-0  | 1-0   |       |      |      |      | 1-0   | 2-0   | 1-0   |       |       | 1-0   |       |       |       |      |      |      |      |       | 1-0   |       |      |
| James Madison       |      |       |       |      |      |      |       |       |       |       |       |       |       |       |       |      |      | 1-0  |      | 1-0   |       | 1-0   | 1-0  |
| Kansas              |      |       |       | 0-1  |      |      | 1-0   | 2-0   | 2-0   | 1-0   | 1-0   | 1-0   | 1-0   | 1-0   |       |      |      |      |      |       |       |       |      |

# HEAD-TO-HEAD UNDER BRUCE HEPPLER

| Non-ACC*              | 1996 | 1997  | 1998 | 1999  | 2000  | 2001 | 2002 | 2003 | 2004  | 2005 | 2006  | 2007 | 2008 | 2009  | 2010  | 2011 | 2012 | 2013 | 2014  | 2015 | 2016 | 2017 | 2018  |
|-----------------------|------|-------|------|-------|-------|------|------|------|-------|------|-------|------|------|-------|-------|------|------|------|-------|------|------|------|-------|
| Loyola-Marymount      |      |       |      |       |       |      |      |      |       |      |       |      |      |       |       |      | 1-0  |      |       |      |      |      | 1-0   |
| Marquette             |      |       |      |       |       |      |      |      |       |      |       |      |      |       |       |      |      |      |       |      |      |      |       |
| Maryland              | 3-1  | 3-1   | 2-0  | 1-0   | 1-0   | 1-0  | 1-0  | 2-0  | 2-0   | 2-0  | 1-0   | 2-0  | 2-0  | 1-0   | 2-0   | 1-0  | 1-0  | 2-0  | 1-0   | 1-1  | 1-0  | 1-0  |       |
| McNeese State         |      |       |      |       |       |      |      |      |       |      |       |      |      |       |       |      |      |      | 1-0   |      |      |      |       |
| Memphis               |      |       |      |       |       |      |      |      |       |      |       |      |      |       |       |      |      |      | 1-0   |      | 0-1  | 2-0  | 1-0   |
| Mercer                |      |       |      |       |       |      |      |      |       |      |       | 1-0  | 1-0  | 2-0   | 1-0   | 2-0  | 2-0  | 1-1  | 2-0   |      |      |      |       |
| Miami (Ohio)          |      |       |      |       |       |      |      |      |       |      |       |      |      |       |       |      |      |      | 1-0   |      |      |      |       |
| Michigan              |      |       | 1-0  |       |       |      |      | 1-0  |       | 1-0  | 1-0   | 1-0  | 0-2  | 1-1   | 4-0   | 2-0  | 1-0  | 1-0  | 1-0   | 2-0  | 1-0  |      |       |
| Michigan State        |      |       |      |       |       |      |      |      |       |      |       |      |      |       | 1-0   |      | 1-0  | 1-0  | 1-0   | 1-0  | 1-0  | 1-0  |       |
| Middle Tennessee St.  |      |       |      |       |       |      |      |      |       |      |       |      |      |       |       |      | 2-0  | 1-0  | 1-0   | 1-0  |      | 1-0  | 3-0   |
| Minnesota             | 1-0  | 2-0   | 3-0  | 2-2   | 3-1   | 3-0  | 1-1  | 1-2  | 0-0-1 | 1-0  | 2-1   | 3-2  | 3-0  | 1-0   | 1-0   |      |      | 1-0  | 1-0   | 1-0  | 1-0  | 1-0  | 1-0   |
| Mississippi           | 1-0  | 1-0   | 1-0  | 1-1   | 1-0   | 1-0  | 1-0  | 1-0  |       |      |       | 1-0  |      | 1-1   | 3-1   | 3-0  | 1-0  |      | 4-0   | 2-0  | 1-0  | 1-0  |       |
| Mississippi State     | 1-0  | 0-2-1 | 2-1  | 1-0   | 1-0   |      |      |      |       |      |       |      |      | 1-0   | 1-0   |      | 1-0  |      | 1-0   |      |      |      |       |
| Missouri              |      |       | 2-0  | 1-0   |       |      |      | 1-0  |       | 1-0  | 2-0   |      |      |       |       |      |      |      | 3-0   | 1-0  | 1-0  |      | 1-0   |
| Navy                  |      |       |      |       |       |      |      |      |       |      |       |      |      |       |       |      |      |      |       |      | 1-0  | 1-0  |       |
| Nebraska              |      |       |      | 0-1-1 | 1-0   |      |      |      |       |      | 1-0   |      |      |       |       |      |      |      |       | 2-0  |      |      | 1-0   |
| Nevada                |      |       | 1-0  | 1-0   | 1-0   | 1-0  | 1-0  | 1-0  |       | 0-1  | 1-0   |      |      |       |       |      |      |      |       |      |      |      |       |
| Newberry              |      |       |      |       |       |      |      |      |       |      |       |      |      |       |       |      |      |      |       |      | 1-0  |      |       |
| New Mexico            | 0-2  | 1-3   | 1-0  | 3-0   | 3-0   | 3-0  | 3-0  | 2-0  | 2-0   | 3-0  | 3-0   | 1-0  |      |       | 1-0   |      | 0-1  | 2-1  | 0-1   | 1-0  |      |      |       |
| New Mexico St.        |      |       |      |       |       |      |      |      |       |      |       |      |      |       |       |      |      | 1-0  |       |      |      |      |       |
| NC-Greensboro         |      |       |      |       |       |      |      |      |       |      |       |      |      |       | 1-0   | 2-0  |      |      | 2-0   | 1-0  | 2-0  | 1-0  |       |
| NC-Wilmington         | 1-0  | 1-0   |      |       |       |      |      | 1-0  |       | 1-0  |       |      |      |       | 1-0   | 2-0  |      |      | 1-0   |      | 1-0  | 1-0  |       |
| North Florida         |      |       |      |       |       |      |      |      |       |      |       |      |      |       |       | 1-0  | 1-1  | 1-2  | 1-0   | 1-0  | 1-1  | 1-0  | 2-1   |
| North Texas           |      |       |      |       |       |      |      |      |       |      |       |      |      |       |       |      | 1-1  |      |       |      | 1-0  | 1-0  |       |
| Northwestern          |      | 0-2   | 2-0  | 2-2   | 3-2   | 2-1  | 2-0  | 2-0  |       | 1-0  | 0-3   | 1-1  | 1-0  | 2-0   | 0-1   | 1-0  | 1-0  | 1-0  | 2-0   | 1-0  | 1-0  | 1-0  |       |
| Ohio State            | 1-2  | 0-3   | 2-0  | 4-0   | 1-0   |      | 1-1  |      |       |      | 1-0   |      | 1-0  | 1-0   | 1-0-1 | 1-0  | 2-0  | 1-0  | 1-0   | 1-0  |      | 1-1  | 1-0   |
| Oklahoma              | 1-2  | 3-0   | 1-0  | 2-0   |       | 3-1  | 3-1  | 2-2  | 3-2   | 2-0  | 4-1   | 2-0  | 1-0  | 1-0   | 2-0   | 3-0  | 2-1  | 5-1  | 2-1   | 2-1  | 2-0  | 0-2  | 1-1   |
| Oklahoma State        | 0-3  | 1-2   | 2-0  | 1-4   | 2-1-1 | 6-0  | 3-3  | 1-6  | 2-2   | 3-4  | 2-6   | 2-6  | 0-5  | 1-0-1 | 1-5   | 2-3  | 2-1  | 4-2  | 0-5-1 | 2-0  | 1-1  | 1-2  | 0-3   |
| Oregon                |      |       | 2-0  | 2-1   | 1-0   | 0-1  | 1-0  |      |       | 2-0  | 1-0   | 1-0  | 1-0  | 2-0   | 1-1   | 2-0  | 1-0  | 3-0  | 1-1   | 1-0  | 0-2  | 0-1  | 1-0   |
| Oregon State          | 0-1  | 2-0   | 2-0  | 1-0   | 1-0   | 2-0  | 1-0  | 2-0  |       | 1-0  | 1-0   | 1-0  | 1-0  |       | 2-0   | 1-0  | 1-0  | 3-0  | 2-0   | 1-0  | 0-1  | 0-1  | 1-0   |
| Osaka Gakuin U.       |      |       |      |       |       |      |      |      |       |      |       |      |      |       |       | 1-0  | 1-0  | 1-0  |       |      | 1-0  |      | 1-0   |
| Pacific               | 0-1  | 1-0   | 1-0  |       |       | 1-0  | 2-0  |      |       | 1-0  |       | 1-0  |      |       |       |      | 2-0  |      |       |      | 1-0  | 1-0  | 1-0   |
| Pennsylvania          |      |       |      |       |       |      |      |      |       |      |       |      |      |       |       |      |      |      |       |      | 1-0  |      |       |
| Penn State            |      | 0-1   | 1-0  | 2-0   | 1-0   | 1-0  | 1-0  | 1-0  | 1-1   | 1-0  |       | 1-0  | 0-1  | 1-0   | 2-0   |      |      | 1-0  | 1-0   | 2-0  |      | 0-1  |       |
| Pepperdine            |      | 0-1   | 2-0  | 1-0   | 2-0   | 2-0  | 2-0  | 2-0  | 2-0   | 3-0  | 2-1   |      |      |       |       |      | 1-0  |      |       | 1-0  |      | 0-1  | 1-0   |
| Presbyterian          |      |       |      |       |       |      |      |      |       |      |       |      |      |       |       |      |      |      |       |      | 1-0  |      |       |
| Princeton             |      |       |      |       |       |      |      |      |       |      |       |      |      |       |       |      |      | 1-0  | 1-0   |      |      |      | 1-0   |
| Purdue                |      |       | 2-0  |       |       | 1-0  | 3-0  | 4-0  | 2-0   | 2-0  | 1-1   | 1-1  | 1-0  | 1-0   | 2-1   | 1-0  | 0-1  | 1-0  | 2-0   | 1-0  | 1-0  | 1-0  | 0-1   |
| Radford               |      |       |      |       |       |      |      |      |       |      |       |      |      |       |       |      |      |      |       |      | 1-0  |      |       |
| Rhode Island          | 1-0  | 1-1   | 1-0  | 1-0   |       | 2-0  | 2-0  | 2-0  | 3-0   | 2-0  | 1-0   | 1-0  |      |       | 1-0   |      |      |      |       |      | 1-0  |      |       |
| Rice                  |      |       |      |       |       |      |      |      |       |      |       |      |      |       |       |      |      |      | 1-0   |      | 1-0  |      | 1-0   |
| Richmond              |      |       |      |       |       |      |      |      |       |      |       |      |      |       |       |      |      |      |       |      | 1-0  |      |       |
| Rider                 |      |       |      |       |       |      |      |      |       |      |       |      |      |       |       |      |      |      |       |      | 1-0  |      |       |
| Rutgers               |      |       |      |       |       |      |      |      |       |      |       |      |      |       |       |      |      |      |       |      | 1-0  |      |       |
| Sacramento St.        |      |       |      |       |       |      |      |      |       |      |       |      |      |       |       |      | 1-0  |      |       |      |      | 1-0  |       |
| Saint Joseph's        |      |       |      |       |       |      |      |      |       |      |       |      |      |       |       |      |      |      |       |      | 1-0  |      |       |
| Saint Mary's (Calif.) |      |       |      |       |       |      |      |      |       |      |       |      |      |       |       |      | 2-0  | 1-0  |       | 1-0  | 1-0  | 1-0  |       |
| San Diego             |      |       |      |       |       |      |      |      |       |      |       |      |      |       |       | 1-0  | 1-0  | 2-0  |       | 2-0  |      |      |       |
| San Diego State       |      |       | 1-0  | 1-0   | 1-0   | 1-0  |      |      |       | 1-1  |       |      |      |       |       | 1-0  | 0-1  | 1-0  |       | 1-0  |      |      |       |
| San Francisco         |      |       |      |       |       |      |      |      |       |      |       |      |      |       |       | 1-0  | 1-0  |      |       | 1-0  |      |      |       |
| San Jose State        |      |       |      |       |       |      |      |      |       |      |       |      |      |       |       | 1-0  | 1-0  | 1-0  | 1-0   |      | 1-0  | 1-0  | 1-0   |
| Santa Clara           |      |       |      |       |       |      |      |      |       |      |       |      |      |       |       |      |      |      |       |      |      | 1-0  |       |
| Seton Hall            |      |       |      |       |       |      |      |      |       |      |       |      |      |       |       |      |      |      |       |      | 1-0  |      |       |
| Siena                 |      |       |      |       |       |      |      |      |       |      |       |      |      |       |       |      |      |      |       |      | 1-0  |      |       |
| SMU                   | 0-2  | 1-1   | 2-0  | 4-0   |       | 3-0  |      |      | 1-0   | 1-0  | 1-0-1 | 1-0  |      |       |       |      |      | 0-1  | 3-0   | 3-0  |      | 1-0  |       |
| South Alabama         |      |       |      |       |       |      |      |      |       |      |       |      |      |       |       |      |      |      | 1-0   |      |      |      |       |
| South Carolina        | 1-3  | 4-1   | 5-1  | 5-2   | 6-0   | 3-0  | 2-0  | 2-1  | 2-2   | 3-0  | 2-1   | 3-0  | 3-2  | 3-1   | 1-1   | 2-0  | 2-0  | 1-1  | 2-0   | 2-2  | 0-2  | 2-1  | 3-0   |
| South Dakota State    |      |       |      |       |       |      |      |      |       |      |       |      |      |       |       |      |      |      |       |      |      | 1-0  | 1-0   |
| South Florida         |      |       |      |       |       |      |      |      |       |      |       |      |      |       |       |      | 2-0  | 4-0  | 2-0   | 1-1  | 1-1  | 2-0  | 2-0   |
| Southern California   | 0-2  | 1-3   | 2-1  | 2-0   | 1-0   | 2-1  | 2-0  | 5-1  | 4-0   | 4-0  | 3-1   | 3-0  | 0-4  | 1-5   | 2-1   | 5-1  | 1-2  | 4-0  | 2-1   | 0-1  | 1-1  | 0-3  | 0-1   |
| Southern Illinois     |      |       |      |       |       |      |      |      |       |      |       |      |      |       |       |      |      |      |       | 1-0  |      | 1-1  |       |
| Southern La.          |      |       |      |       |       |      |      |      |       |      |       |      |      |       |       |      |      | 1-0  |       |      |      |      |       |
| Stanford              | 0-1  | 1-0   | 3-0  |       | 1-0   |      | 1-0  | 2-0  | 1-0   | 3-0  | 3-0-1 | 0-4  | 2-1  | 2-2   | 1-1   | 1-0  | 0-1  | 2-1  | 1-2-1 | 2-0  | 1-2  | 1-3  | 2-0   |
| TCU                   |      | 1-3   | 2-1  | 6-1   | 4-0   | 4-1  | 3-1  | 0-5  | 4-1   | 5-0  | 5-1   | 3-0  | 3-0  | 0-2   | 2-1   | 3-0  | 2-0  | 1-1  | 0-2   | 1-0  | 0-1  | 2-0  | 2-0   |
| Temple                |      |       |      |       |       |      |      |      |       |      |       |      |      |       |       |      |      |      |       |      | 1-0  |      |       |
| Tennessee             | 1-1  | 3-2   | 4-0  | 1-0   | 3-0   | 2-0  | 2-0  | 2-0  | 3-0   | 2-1  | 2-0   | 2-1  | 2-1  | 1-2   | 2-1-1 | 1-0  | 0-1  | 1-1  | 2-0   | 1-0  | 2-0  | 1-0  | 1-0   |
| Texas                 | 1-4  | 0-4   | 4-0  | 5-1   | 5-0-1 | 4-2  | 4-2  | 0-7  | 3-1   | 5-0  | 4-2   | 5-1  | 5-0  | 3-1   | 1-3   | 3-2  | 1-2  | 4-1  | 2-1-1 | 0-2  | 1-1  | 1-2  | 1-2   |
| Texas A&M             | 0-1  | 0-2   | 2-0  | 3-0   | 1-0   | 3-0  | 1-0  | 2-0  | 1-0   | 1-0  | 0-3-1 | 0-3  | 2-2  | 3-1   | 1-2   | 3-2  | 1-0  | 4-0  | 5-0   | 3-0  | 0-1  | 0-1  | 2-1   |
| Texas Arlington       |      |       |      |       |       |      |      |      |       |      |       |      |      |       |       |      | 1-0  | 1-0  |       |      |      |      | 1-0   |
| Texas San Antonio     |      |       |      |       |       |      |      |      |       |      |       |      |      |       |       |      |      |      |       | 1-2  |      |      |       |
| Texas Tech            |      |       |      |       |       |      | 1-0  | 2-0  | 1-0   | 1-0  | 2-1   | 4-0  | 2-0  | 1-3   | 3-1   | 4-0  | 1-0  | 2-0  | 3-0   | 1-0  | 0-1  | 0-1  | 0-1   |
| Toledo                |      |       | 1-0  | 0-1   |       |      | 1-0  | 1-0  | 1-0   | 1-0  | 1-0   | 1-0  |      |       | 1-0   |      | 2-0  |      |       |      |      |      |       |
| Troy                  |      |       |      |       |       |      |      |      |       |      |       |      |      |       |       | 1-0  | 1-0  |      |       | 1-0  |      | 1-0  | 1-0   |
| Tulsa                 | 0-3  |       | 5-0  | 1-0   | 1-0   |      | 1-0  | 0-1  | 2-0   | 1-0  | 3-0   | 1-0  |      |       |       |      | 1-0  |      |       | 1-0  |      |      |       |
| UC Berkeley           |      |       |      |       |       |      |      |      |       |      |       |      |      |       |       |      |      |      |       |      |      |      |       |
| UC Davis              |      |       |      |       |       |      |      |      |       |      |       |      |      |       |       | 1-0  | 1-0  | 1-0  | 1-0   |      | 1-0  | 1-0  | 1-0   |
| UC Irvine             |      |       |      |       |       |      |      |      |       |      |       |      |      |       |       |      |      |      |       |      |      |      |       |
| UC Riverside          |      |       |      |       |       |      |      |      |       |      |       |      |      |       |       |      |      |      |       |      | 0-1  |      |       |
| UC Santa Barbara      |      |       |      |       |       |      |      |      |       |      |       |      |      |       |       |      |      |      | 1-0   |      |      | 1-0  |       |
| UCLA                  |      |       | 2-0  | 4-0   | 4-0   | 2-0  | 1-0  | 0-2  | 1-2-1 | 4-0  | 1-2   | 0-3  | 1-3  | 4-1   | 2-1   | 1-4  | 1-1  | 3-2  | 3-1-1 | 0-2  | 1-1  | 1-1  | 0-0-1 |
| UNLV                  | 0-1  | 1-0   | 1-3  | 1-4   | 5-0   | 6-0  | 6-0  | 1-4  | 3-1   | 2-1  | 2-2   | 0-2  | 0-1  | 0-1   | 1-1   | 1-1  |      | 4-0  | 1-1   | 2-1  |      |      | 1-0   |
| USC Upstate           |      |       |      |       |       |      |      |      |       |      |       |      |      |       |       |      |      |      |       |      | 1-0  |      |       |
| Utah                  |      |       |      |       |       |      |      |      |       |      |       |      |      |       |       |      | 1-0  |      |       | 1-0  |      |      |       |
| Vanderbilt            | 1-0  | 1-0   |      |       |       |      |      | 1-0  | 4-0   | 5-0  | 3-0   | 3-0  | 1-0  | 1-0   | 1-0   |      |      |      | 1-0   | 1-2  | 0-2  |      |       |
| Villanova             |      |       |      |       |       |      |      |      |       |      |       |      |      |       |       |      |      |      |       |      |      | 1-0  |       |
| VCU                   | 1-1  | 1-3   | 2-0  | 1-0   | 1-0   | 1-0  | 2-0  |      |       |      | 1-0   |      |      |       | 2-1   |      |      |      | 1-0   |      |      | 1-0  | 1-0   |
| Washington            |      |       |      |       |       |      |      |      |       |      |       |      |      |       |       |      |      |      |       |      |      |      |       |