



GEORGIA TECH[®]

BASKETBALL

2018-2019 INFORMATION GUIDE



   GTMBB
RAMBLINWRECK.COM



ROSTER AT-A-GLANCE

NUMERICAL

| No. | Name | Pos. | Ht. | Wt. | Cl. | Exp. | Hometown (High School/College) |
|-----|-------------------|------|------|-----|--------|------|---|
| 0 | Michael Devoe | G | 6-4 | 188 | Fr. | HS | Orlando, Fla. (Montverde Academy) |
| 1 | James Banks III# | F | 6-8 | 243 | Jr. | TR | Decatur, Ga. (La Lumiere School, LaPorte, Ind.)/Texas) |
| 2 | Shembari Phillips | G | 6-3 | 202 | Jr. | TR | Atlanta, Ga. (Wheeler HS/Tennessee) |
| 3 | Evan Cole | F | 6-9 | 217 | So. | 1VL | Cumming, Ga. (South Forsyth HS) |
| 4 | Brandon Alston | G | 6-5 | 203 | r-Sr.* | 1VL | Vienna, Va. (Herndon HS/Lehigh) |
| 5 | Moses Wright | F | 6-9 | 221 | So. | 1VL | Raleigh, N.C. (William G. Enloe HS) |
| 10 | Jose Alvarado | G | 6-0 | 176 | So. | 1VL | Brooklyn, N.Y. (Christ the King HS) |
| 11 | Evan Jester | F | 6-6 | 191 | So. | 1VL | Fayetteville, Ga. (Sandy Creek HS) |
| 12 | Khalid Moore | F | 6-6 | 200 | Fr. | HS | Briarwood, N.Y. (Archbishop Molloy HS) |
| 13 | Curtis Haywood II | G | 6-5 | 202 | So. | 1VL | Oklahoma City, Okla. (Mustang HS/Brewster Academy, N.H.) |
| 24 | Sylvester Ogbonda | F | 6-10 | 237 | r-Jr. | 2VL | Port Harcourt, Nigeria (National Christian Academy, Fort Washington, Md.) |
| 32 | Avi Schafer | C | 6-8 | 235 | So. | 1VL | Osaka, Japan (Brewster Academy, N.H.) |
| 34 | Abdoulaye Gueye | F | 6-9 | 217 | r-Sr. | 3VL | Dakar, Senegal (Central Park Christian/Birmingham, Ala.) |
| 35 | Kristian Sjolund | F | 6-7 | 200 | Fr. | HS | Katy, Texas (Obra D. Tompkins HS) |
| 55 | Malachi Rice | G | 6-0 | 186 | So. | 1VL | Indianapolis, Ind. (Brebeuf Jesuit Preparatory School) |

ALPHABETICAL

| No. | Name | Pos. | Ht. | Wt. | Cl. | Exp. | Hometown (High School/College) |
|-----|-------------------|------|------|-----|--------|------|---|
| 4 | Brandon Alston | G | 6-5 | 203 | r-Sr.* | 1VL | Vienna, Va. (Herndon HS/Lehigh) |
| 10 | Jose Alvarado | G | 6-0 | 176 | So. | 1VL | Brooklyn, N.Y. (Christ the King HS) |
| 1 | James Banks III# | F | 6-8 | 243 | Jr. | TR | Decatur, Ga. (La Lumiere School, LaPorte, Ind.)/Texas) |
| 3 | Evan Cole | F | 6-9 | 217 | So. | 1VL | Cumming, Ga. (South Forsyth HS) |
| 0 | Michael Devoe | G | 6-4 | 188 | Fr. | HS | Orlando, Fla. (Montverde Academy) |
| 34 | Abdoulaye Gueye | F | 6-9 | 217 | r-Sr. | 3VL | Dakar, Senegal (Central Park Christian-Birmingham, Ala.) |
| 13 | Curtis Haywood II | G | 6-5 | 202 | So. | 1VL | Oklahoma City, Okla. (Mustang HS/Brewster Academy, N.H.) |
| 11 | Evan Jester | F | 6-6 | 191 | So. | 1VL | Fayetteville, Ga. (Sandy Creek HS) |
| 12 | Khalid Moore | F | 6-6 | 200 | Fr. | HS | Briarwood, N.Y. (Archbishop Molloy HS) |
| 24 | Sylvester Ogbonda | F | 6-10 | 237 | r-Jr. | 2VL | Port Harcourt, Nigeria (National Christian Academy, Fort Washington, Md.) |
| 2 | Shembari Phillips | G | 6-3 | 202 | Jr. | TR | Atlanta, Ga. (Wheeler HS/Tennessee) |
| 55 | Malachi Rice | G | 6-0 | 186 | So. | 1VL | Indianapolis, Ind. (Brebeuf Jesuit Preparatory School) |
| 32 | Avi Schafer | C | 6-8 | 235 | So. | 1VL | Osaka, Japan (Brewster Academy, N.H.) |
| 35 | Kristian Sjolund | F | 6-7 | 200 | Fr. | HS | Katy, Texas (Obra D. Tompkins HS) |
| 5 | Moses Wright | F | 6-9 | 217 | So. | 1VL | Raleigh, N.C. (William G. Enloe HS) |

**graduate student; #must sit out 2018-19 season due to NCAA transfer rules*

Head Coach: Josh Pastner (Arizona, 1997), 3rd season

Assistant Coaches:

Eric Reveno (Stanford, 1989), 3rd season
Julian Swartz (Carroll College, 2005), 3rd season
Anthony Wilkins (Kent State, 2013), 1st season

Director of Operations: Tyler Benson (St. Bonaventure, 2009), 3rd season

Director of Player Personnel: Mario West (Georgia Tech, 2007), 3rd season

Director of Scouting: Hayden Sheridan (Arizona, 2016), 1st season

Athletic Trainer: Richard Stewart (Salisbury, 2005), 12th season

Player Development Coach: Dan Taylor (Franklin Pierce, 2002), 3rd season

Pronunciations

| | |
|-------------------|-----------------|
| Jose Alvarado | AL-vuh-ROD-oh |
| Abdoulaye Gueye | ahb-doo-LYE gay |
| Khalid Moore | kuh-LEED |
| Sylvester Ogbonda | oh-BOND-uh |
| Shembari Phillips | shem-BAR-ee |
| Eric Reveno | REV-uh-no |
| Malachi Rice | MAL-uh-ky |
| Avi Schafer | AH-vee |
| Kristian Sjolund | SHO-lund |

BY CLASS

| | |
|-------------|---|
| Freshmen: | Michael Devoe, Khalid Moore, Kristian Sjolund |
| Sophomores: | Jose Alvarado, Evan Cole, Curtis Haywood II, Evan Jester, Malachi Rice, Avi Schafer, Moses Wright |
| Juniors: | James Banks (transfer), Sylvester Ogbonda (r), Shembari Phillips |
| Seniors: | Brandon Alston (grad.), Abdoulaye Gueye (r) |

BY STATE/COUNTRY

| | |
|-----------------|--|
| Florida: | Michael Devoe |
| Georgia: | James Banks, Evan Cole, Evan Jester, Shembari Phillips |
| Indiana: | Malachi Rice |
| Japan: | Avi Schafer |
| New York: | Jose Alvarado, Khalid Moore |
| Nigeria: | Sylvester Ogbonda |
| North Carolina: | Moses Wright |
| Oklahoma: | Curtis Haywood II |
| Senegal: | Abdoulaye Gueye |
| Texas: | Kristian Sjolund |
| Virginia: | Brandon Alston |

BY BIRTHDATE

| | |
|--------------------|-------------------|
| January 11, 1996 | Sylvester Ogbonda |
| January 16, 1998 | James Banks |
| January 28, 1998 | Avi Schafer |
| March 5, 1999 | Evan Jester |
| March 6, 1999 | Malachi Rice |
| March 21, 1997 | Shembari Phillips |
| April 12, 1998 | Jose Alvarado |
| May 10, 1995 | Brandon Alston |
| May 11, 1999 | Evan Cole |
| July 29, 2000 | Khalid Moore |
| September 10, 1999 | Kristian Sjolund |
| September 24, 1997 | Curtis Haywood II |
| November 24, 1994 | Abdoulaye Gueye |
| December 17, 1999 | Michael Devoe |
| December 23, 1998 | Moses Wright |

BY MAJOR

| | |
|------------------------------------|--|
| Economics: | Brandon Alston (Masters), Malachi Rice |
| Business Administration: | Evan Cole, Michael Devoe, Abdoulaye Gueye, Curtis Haywood II, Evan Jester, Sylvester Ogbonda, Moses Wright |
| History, Science & Technology: | Shembari Phillips |
| Industrial Design: | Kristian Sjolund |
| Literature, Media & Communication: | Jose Alvarado |
| Undecided Engineering: | Khalid Moore |
| Physics: | Avi Schafer |
| Psychology: | Justin Moore |

BY HEIGHT

| | |
|------|--|
| 6-0 | Jose Alvarado, Malachi Rice |
| 6-3 | Shembari Phillips |
| 6-4 | Michael Devoe |
| 6-5 | Brandon Alston, Curtis Haywood II |
| 6-6 | Evan Jester, Khalid Moore |
| 6-7 | Kristian Sjolund |
| 6-8 | James Banks, Avi Schafer |
| 6-9 | Evan Cole, Abdoulaye Gueye, Moses Wright |
| 6-10 | Sylvester Ogbonda |

GEORGIA TECH 2018-19 BASKETBALL INFORMATION GUIDE



GEORGIA TECH ATHLETIC ASSOCIATION

150 Bobby Dodd Way NW
Atlanta, GA 30332
404-894-5400
www.RamblinWreck.com
Twitter: @GTAthletics
Facebook: GTAthletics
Instagram: @GTAthletics
YouTube: RamblinWreckTube

CREDITS

EDITOR

Mike Stamus

EDITORIAL ASSISTANCE

Mike Flynn, Kevin Davis, Liz Ryan,
Alex Keator, Andrew Clausen, Brittany Bendeck,
Wiley Ballard, Anand Sarathy
and many former communications
staff members and student assistants

PHOTOGRAPHY

Danny Karnik, Clyde Click,
Delvin Jones

PRINTING

Bennett Graphics
125 Royal Woods Court, Suite 100
Tucker, GA 30084

© 2017, Georgia Tech Athletic Association



General Information

| | |
|-----------------------------|--------------------|
| Pronunciations | Inside front cover |
| Rosters | Inside covers |
| Tech Schedule | Back cover |
| Quick Facts | 2 |
| Staff Directory | 2 |
| Media Information | 3 |
| Directions | 3 |
| Notebook | 4-8 |
| McCamish Pavilion | 9 |
| Zelnak Center/Luck Building | 10 |

Player Bios

| | |
|---|----|
| Brandon Alston | 12 |
| Jose Alvarado | 14 |
| Evan Cole | 15 |
| Abdoulaye Gueye | 16 |
| Curtis Haywood II | 18 |
| Evan Jester | 19 |
| Sylvester Ogbonada | 20 |
| Shembari Phillips | 22 |
| Malachi Rice/Avi Schafer | 24 |
| James Banks | 26 |
| Moses Wright | 25 |
| Michael Devoe/Kristian Sjolund/Khalid Moore | 27 |

Staff/Administration

| | |
|---|-------|
| Head coach Josh Pastner | 28-31 |
| Assistant coaches Reveno/Swartz/Wilkins | 32-33 |
| Support Staff | 33-34 |
| Director of Athletics Todd Stansbury | 35 |
| Institute President G.P. "Bud" Peterson | 36 |
| Faculty Athletics Representative Dr. Charles L. Isbell, Jr. | 36 |
| Athletic Administration | 35-36 |

Last year

| | |
|------------------------|-------|
| 2017-18 Statistics | 38-41 |
| 2017-18 Game Summaries | 42-52 |

Record Book

| | |
|---------------------------------|-------|
| Career Records/Leaders | 54-55 |
| Season Records/Leaders | 56-63 |
| Single-Game Records/Highs | 64-69 |
| Career Stats of Notable Players | 70-76 |

History

| | |
|---|---------|
| All-Americans/National Honors | 78 |
| ACC/Conference Honors | 79 |
| Players in the NBA | 80 |
| Tech and International Basketball | 81 |
| Georgia Tech Hall of Fame/Retired Jerseys | 82 |
| Year-by-Year At-A-Glance | 83 |
| Tech's ACC Tournament History | 84-85 |
| Tech's NCAA Tournament / NIT History | 86-91 |
| Tech in Regular-Season Tournament Events | 92-93 |
| Letterwinners All-Time | 94 |
| Numerical Roster All-Time | 95 |
| Starting Lineups | 96-97 |
| Coaching History | 97 |
| Year-by-Year Results | 98-110 |
| Tech vs. No. 1 | 111 |
| Tech in the National Rankings | 112 |
| Tech vs. the Conferences | 113 |
| Series History vs. All Opponents | 114-127 |
| Tech in Overtime | 128 |
| Miscellaneous History | 128-129 |

GEORGIA TECH AT-A-GLANCE

Georgia Tech Quick Facts

| | |
|-----------------------------|------------------------------------|
| Official Name: | Georgia Institute of Technology |
| Location: | Atlanta, Ga. |
| Enrollment: | 29,000 |
| Founded: | 1885 |
| Colors: | Old Gold and White |
| Nickname: | Yellow Jackets, Ramblin' Wreck |
| Mascot: | Buzz (Yellow Jacket) |
| Fight Songs: | Ramblin' Wreck, White and Gold |
| Conference: | Atlantic Coast (ACC) |
| Home Arena: | McCamish Pavilion (capacity 8,600) |
| President: | Dr. G.P. "Bud" Peterson |
| Director of Athletics: | Todd Stansbury |
| Faculty Rep. for Athletics: | Dr. Charles L. Isbell, Jr. |
| Head Coach: | Josh Pastner (Arizona, 1997) |
| Record at Tech: | 34-35 (2nd season) |
| Overall: | 201-108 (9th season) |
| ACC Regular Season: | 14-22 |
| ACC Tournament: | 0-2 |
| NCAA Tournament: | 2-4 |

Assistant Coaches:

Eric Reveno (Stanford, 1989), 3rd season
Julian Swartz (Carroll College, 2005), 3rd season
Anthony Wilkins (Kent State, 2013), 1st season

Dir. of Player Personnel: Mario West (Georgia Tech, 2007)

Director of Operations: Tyler Benson (St. Bonaventure, 2009)

Video Coordinator: Hayden Sheridan (Arizona, 2016)

Player Development Coach: Dan Taylor (Franklin Pierce, 2002)

Athletic Trainer: Richard Stewart (Salisbury, 2005)

Basketball History

| | |
|--|-------------------------------------|
| 104th season: | 1st game, Feb. 17, 1906 vs. Auburn |
| All-time Record: | 1,362-1,226 |
| Winning/Losing/.500 Seasons: | 53 / 46 / 4 |
| NCAA Appearances (16): | 23-16 record |
| 1960, 1985, 1986, 1987, 1988, 1989, 1990, 1991, 1992, 1993, 1996, 2001, 2004, 2005, 2007, 2010 | |
| Final Fours (2): | 1990, 2004 |
| NIT Appearances (9): | 14-9 record |
| 1970, 1971, 1984, 1994, 1998, 1999, 2003, 2016, 2017 | |
| ACC Championships (3): | 1985, 1990, 1993 |
| ACC Regular-Season Titles (2): | 1985 (tie), 1996 |
| ACC Regular-Season Record (38th season): | 248-364 (170-137 home, 78-229 road) |
| ACC Tournament Record: | 26-36 |
| SEC Championships (1): | 1938 |
| SEC Regular-Season Titles (1): | 1937 |
| SEC Regular-Season Record (1932-64): | 201-207 |
| Metro Conference Regular-Season Record (1975-78): | 9-10 |
| Metro Conference Tournament Record: | 4-3 |
| Record at McCamish Pavilion: | 6th season, 72-37 |
| Record at Alexander Memorial Coliseum: | 55 seasons, 556-194 |
| Record at Philips Arena: | 7-11 |
| Record at Arena at Gwinnett Center: | 4-1 |
| Record at Georgia Dome: | 9-5 |
| All-Time Head Coaches: | 14 |
| ACC Head Coaches: | 5 |
| All-America Selections: | 14 (12 players) |
| Consensus All-Americans: | 2 |
| First-Team All-Americans: | 5 |
| National Players of the Year: | 1 |
| All-ACC Selections: | 52 times (31 players) |
| ACC Players of the Year: | 2 |
| ACC Rookies of the Year: | 11 |
| ACC Coaches of the Year: | 5 (3 coaches) |
| ACC Tournament MVPs: | 3 |

Georgia Tech Communications

| | |
|--|------------------|
| Main Phone | 404-894-5445 |
| Fax | 404-894-1248 |
| Mailing/Shipping Address | |
| 150 Bobby Dodd Way, Atlanta, GA 30332-0455 | |
| Press Row Phone | 404-894-5458 |
| Official Athletics Website | Ramblinwreck.com |

Social Media Outlets

| | |
|----------------------|-------------------------------|
| Twitter | @GTMBB |
| Instagram | GTmensbasketball |
| Facebook | Facebook.com/gatechbasketball |
| YouTube | YouTube.com/ramblinwrecktube |
| Josh Pastner Twitter | @GTJosh Pastner |

Yellow Jackets on the Air

The Georgia Tech IMG Sports Network

Sports Radio 680 the Fan (WCNN) is the Atlanta flagship station for Georgia Tech basketball, simulcasting Yellow Jackets' games on 680 AM and 93.7 FM. Every broadcast is also available for free through the Georgia Tech GameDay app.

Pre-game coverage begins 30 minutes prior to tipoff. For a complete list of affiliates carrying the games, visit Ramblinwreck.com/radiotv. Tech games are available on SiriusXM Satellite Radio through an agreement with the ACC and through the TuneIn radio app.

Andy Demetra is in his third year as the radio play-by-play "Voice of the Yellow Jackets" for both football and men's basketball, as well as handling a number of live streaming broadcasts for women's basketball and baseball on ACC Network Extra. Demetra joined the Yellow Jackets following 10 years as a member of the broadcast team at the University of South Carolina, where he was honored as the South Carolina Broadcasters Association Radio Sportscaster of the Year in 2005 and 2006.

Former WXIA-TV sports personality Randy Waters is in his 25th season as color analyst on the network. Waters, an Ohio native, has worked in the Atlanta area for more than 30 years and has been honored several times with local and regional Emmy awards during his career as a sports anchor at WXIA-TV.

Engineer/producer Miller Pope, in his 23rd season, is a longtime fixture of the network for its football and men's basketball broadcasts, having worked games since the 1980s with Brad Nessler, Al Cirialdo and Wes Durham.

IMG studio host is Dan Cordtz, an Atlanta native and graduate of the Marist School.

The Georgia Tech IMG Sports Network is under the direction of General Manager, Dave Bouteiller.

The Josh Pastner Radio Show

Coach Pastner's weekly radio show, co-hosted with play-by-play voice Andy Demetra, airs Mondays at 7 p.m. beginning Dec. 3 on the Georgia Tech Radio network (affiliate list at Ramblinwreck.com/RadioTV) and in the Atlanta area on WCNN-AM (680 AM and 93.7 FM). Each show is also available live, for free on the Georgia Tech GameDay App and the TuneIn radio app.

Georgia Tech Basketball with Josh Pastner

The Georgia Tech Basketball Report with Josh Pastner, co-hosted with Andy Demetra, airs regionally on Fox Sports Southeast each week (6 p.m. Fridays, 11 a.m. Saturdays). **Fox Sports Southeast Channel Finder:** Comcast 45 SD & 805 HD, DirecTV 649, Dish 437, UVerse 729 SD and 1729 HD. The show is produced by IMG College.

Staff Directory

E-mail addresses for all of the below are first initial and last name followed by @athletics.gatech.edu, except where noted.

Administration

| | |
|--|--------------|
| Todd Stansbury / Director of Athletics | 404-894-5411 |
| Dr. Charles L. Isbell, Jr. / Facility Athletics Representative | |
| Jack Thompson / Special Assistant to the Director of Athletics | 404-894-5427 |
| Mark Rountree / Deputy Director of Athletics | 404-894-3780 |
| Ayo Taylor-Dixon / Senior Associate AD/External Operations | 404-894-6265 |
| Joeleen Akin / Assoc. AD/Student-Athlete Development/SWA | 404-894-4462 |
| Shoshana Engel / Associate AD/Compliance | 404-894-8792 |
| Derek Grice / Associate AD/Facilities, Operations & Events | 404-894-6668 |
| Jim Hall / Associate VP for Development (Athletics) | 404-894-8219 |
| Jeff Keisler / Associate AD/Annual Giving & Engagement | 404-894-4426 |
| Phyllis LaBaw / Associate AD/Student Services | 404-893-8950 |
| Marvin Lewis / Associate AD/Administration & Finance | 404-894-8129 |
| Doug Allvine / Assistant AD/Innovation | 404-894-9019 |
| Selinda Biggers / Assistant AD/Business Operations | 404-894-9684 |
| Andy Blanton / Assistant AD/Video & Broadcast Services | 404-894-8312 |
| Chris Breen / Assistant AD/Student Services | 646-879-4487 |
| Anthony Bridges / Assistant AD/IT Operations | 404-894-0475 |
| Mike Castle / Assistant AD/Ticket Operations | 404-894-5447 |
| Mike Flynn / Assistant AD/Communications & PR | 404-893-5445 |
| Lance Markos / Assistant AD/Compliance | 404-894-5507 |
| Todd McCarthy / Assistant AD/Sports Video Operations | 678-464-9520 |
| Simit Shah / Assistant AD/Brand & Ideation | |
| Leah Thomas / Assistant AD/Student-Athlete Development | 404-759-0626 |
| John D. Tweedy / Assistant AD/Facilities, Operations & Events | 404-894-5431 |

Basketball Office (main # 404-894-5425)

| | |
|---|--------------|
| Josh Pastner / Head Coach | 404-894-4424 |
| Eric Reveno / Assistant Coach | 404-894-8318 |
| Anthony Wilkins / Assistant Coach | 404-894-9740 |
| Julian Swartz / Assistant Coach | 404-894-9742 |
| Tyler Benson / Director of Operations | 404-894-5478 |
| Mario West / Director of Player Personnel | 404-894-9739 |
| Hayden Sheridan / Director of Scouting | 404-894-2820 |
| Ellie Cantkier / Programs and Operations Manager | 404-894-4424 |
| Richard Stewart / Associate Director Sports Medicine | 404-894-2529 |
| Dan Taylor / Player Development Coach | 404-385-7118 |
| Whitney Burton / Associate Director Academic Services | 404-368-8230 |
| Lindsay Sundberg / Academic Support Coordinator | 404-368-8230 |

Communications and Public Relations (main # 404-894-5445)

| | |
|---|--------------|
| Mike Flynn / Assistant AD/Comm&PR (FB) | 828-964-6406 |
| mflynn@athletics.gatech.edu | |
| Mike Stamus / Associate Director (MBB, golf) | 404-218-9723 |
| mstamus@athletics.gatech.edu | |
| Andrew Clausen / Assistant Director (BSB, #2 FB, S&D) | 704-301-2818 |
| aclausen@athletics.gatech.edu | |
| Liz Ryan / Assistant Director (WBB, WTEN) | 404-431-9619 |
| lryan@athletics.gatech.edu | |
| Alex Keator / Assistant Director (VB, SFB) | 413-207-2604 |
| akeator@athletics.gatech.edu | |
| Brittany Bendeck / Intern (T&F, MTEN, S&D) | tba |
| bbendeck@athletics.gatech.edu | |

Radio Broadcast Crew

| | |
|-------------------------------|--------------|
| Andy Demetra (Play-by-Play) | 336-306-6672 |
| ademetra@athletics.gatech.edu | |
| Randy Waters (Color) | 770-789-5157 |
| nwaterswxia@yahoo.com | |
| Miller Pope (Engineer) | 404-310-1136 |
| millspp@aol.com | |

MEDIA INFORMATION

Media Access Guidelines

Georgia Tech's practices are generally closed to the public and the media, but the Yellow Jackets' players and coaches are generally available to the media prior to practices once prior to each game during the season. The weekly practice schedule varies once the season begins, and media sessions will be scheduled and announced weekly. Media sessions are typically held in the lobby of the Zelnak Center practice facility.

TV stations occasionally will be able to shoot B-roll at the beginning of practices on these days *with prior notice*.

Interview requests with players that need to be conducted at other times must be made through Mike Stamus in the communications and public relations office at least 24 hours in advance. These interviews will be scheduled around the players' availability and class schedule.

Media are asked not to contact players directly either by phone, text, social media or e-mail. Every effort will be made to make players available when requested. Players are off-limits on game days until after the game.

Interviews with Coach Pastner

Media wishing to speak with Coach Pastner at times other than regular media sessions or the weekly ACC Teleconference are asked to set up an appointment in advance through Mike Stamus in the communications office.

Releases/Photos via E-mail

All Georgia Tech basketball releases, statistics, game notes and media advisories are distributed via e-mail to a list maintained by the communications office. Media wishing to be added to this list should send a request to Mike Stamus. Photographs are available on request.

Ramblinwreck.com/Social Media

Ramblinwreck.com - Georgia Tech's official athletics website is continuously updated with all of Tech's releases, statistics, game notes, biographies, feature material and other information. Game notes and bio updates are generally posted at least 24 hours prior to each game, while updated statistics and box scores are posted following each game.

Social Media - Updates on the activities of the Tech basketball team can also be followed on Georgia Tech's official Twitter, Facebook, Instagram and YouTube channels (see addresses on page 2).

New Media Entrance at McCamish Pavilion

All media must enter McCamish Pavilion through the designated door at the West Entrance, next to the ticket booth. All bags will be searched there before entrance is granted. Individuals entering all other entrances are subject to a clear bag policy.

Media Credentials for Home Games

Media credentials are issued to accredited members of the working media only. Working space is limited, and children, spouses and other non-workers will not be granted credentials or access to media areas.

Media seating and workspace at McCamish Pavilion is in the upper level, section 211, and the media entrance to the arena is off Fowler Street.

Requests for credentials should be made in writing via e-mail, **at least 24 hours in advance of each game, to Mike Stamus**. These requests are accepted from sports editors and sports directors only. Credentials will not be mailed. They can be picked up the night of the game at the media will call window at the West entrance.

Photo credentials are granted to still photographers and videographers on assignment for a media agency only (**no freelancers**). Admission to courtside is by FLOOR or PHOTO pass only, and photographer positions are at the discretion of the basketball game officials and the media relations staff.

ACC Coaches' Weekly Teleconference

The 15 ACC head basketball coaches will be featured on nine Monday teleconferences during the 2015-16 season, beginning on January 7, and continuing through March 4. Each coach will have 10 minutes to make an opening statement and answer questions. There will be an instant replay of each teleconference on the Conference's internet site TheACC.com each Monday afternoon.

Georgia Tech head coach Josh Pastner will be on the teleconference at 10:50 a.m. each Monday.

Coaches that play on Monday in January and February are not required to participate in that day's call. Coaches who do not have a Monday game - Georgia Tech is one - will be on every Monday at the same time. The teleconference schedule for each Monday will differ for the other head coaches, depending on what teams play that Monday night.

Contact the ACC media relations office at 336-851-6062 for the call-in number and for questions on the schedule.

Just Georgia Tech, please...

The Georgia Institute of Technology is the official title, but Georgia Tech will work fine, or just Tech (unless you're in Virginia or Texas). We would appreciate it if you would use our name in those ways. Georgia Tech University is incorrect. Thank you.

By the Numbers

| | |
|-----|---|
| 1 | SEC Championships |
| 1 | NCAA Post-Graduate Scholar |
| 1 | Naismith Award winner |
| 2 | Final Four appearances |
| 2 | ACC regular-season titles |
| 2 | ACC Players of the Year |
| 2 | National Freshmen of the Year |
| 3 | ACC Championships |
| 3 | Years a Member of the Metro Conference |
| 5 | First-team All-America players |
| 6 | Jersey numbers retired |
| 6 | Academic All-Americans |
| 7 | NCAA Sweet 16 appearances |
| 8 | Wins over teams ranked No. 1 |
| 8 | NBA lottery picks |
| 12 | ACC Rookie of the Year honorees |
| 14 | Head coaches in program history |
| 16 | NCAA Tournament berths |
| 19 | NBA first-round draft picks |
| 25 | Total postseason berths (NCAA and NIT) |
| 32 | Years a Member of the SEC |
| 39 | Years a Member of the ACC |
| 45 | Players taken in the NBA Draft |
| 48 | Players selected All-ACC |
| 228 | Weeks ranked in either AP or Coaches Poll |

Directions To McCamish Pavilion and Zelnak Center

Going South on I-75: Take exit 250 (16th St./14th St./10th St.), and follow through light at 14th St. Stay to the right and follow to 10th St., where the McCamish Pavilion is straight ahead. Turn right to access parking areas other than the main arena lot.

Going South on I-85: Exit at 17th St. (exit 84), stay to the left and follow ramp all the way to 10th St. The McCamish Pavilion will be in front of you. Take right on 10th St., then left on Fowler St. access parking on 8th St. or arena lot.

Going North on I-75/85: Take the 10th Street exit (250). Turn left on 10th Street and after you cross the bridge, the McCamish Pavilion will be on your left. Just past the arena, turn left at Fowler Street (first traffic light). Take first left at 8th Street and follow in.

GEORGIA TECH NOTEBOOK

Storylines for 2018-19

• The upward progress of the program is evident in the development of its 2017-18 freshman class, each of whom received significant playing time last season and made significant contributions on the ACC level. Though not highly-rated in terms of rankings, the four-man class has a wide range of skills and is ripe for development into consistent conference-level performers over the next couple of years.

a. Point guard Jose Alvarado started every game and showed durability and toughness by averaging more than 38 minutes in ACC games until suffering a dislocated elbow Feb. 11

b. Off-guard Curtis Haywood II was developing into a significant shooting threat and excellent defender before suffering stress reaction in his shin and missing the final month

c. Forwards Evan Cole and Moses Wright, both under-the-radar signees, exceeded expectations for their first year when forced into action due to injuries over the final month of the season. With added strength and development this off-season, can be counted on to be in the frontcourt rotation and make significant contributions at both ends of the floor.

• Coach Pastner, his staff and the student-athletes in the program have developed a solid, sustainable culture of accountability and dependability over Pastner's first two seasons which enabled the team to overcome a number of key injuries last season and continue to work hard and remain focused on the court and in the weight room.

• Tech has added a three-man recruiting class ranked No. 46 in the country according to 247Sports, including consensus four-star guard Michael Devoe and three-star forwards Khalid Moore and Kristian Sjolund, and true to staff's objectives, the class has varied skill sets and are expected to develop into significant contributors next season and beyond (building through multiple quality recruiting classes)

• Another addition to the roster for next season – 6-3 guard Shembari Phillips, a high-major conference player who sat out the 2017-18 season as a transfer from Tennessee. Has the size and varied skill set necessary to compete in the ACC (6.2 ppg, 3.1 rpg, 37.5 pct. 3s in 2016-17). He has two years of eligibility.

• Tech returns six players who received significant playing time in 2017-18 – 15 or more minutes per ACC game – and combined to start 91 games overall. They accounted for more than 53 percent of total minutes played and 43 percent of Tech's scoring. Five of those players have two or more years of eligibility remaining.

• Tech will still be young this season – three freshmen, four sophomores, two juniors and two seniors among scholarship players returning or incoming – but the process of getting old and staying old and building a sustainable winning program is ongoing.

• Player development successes over the past two seasons include Josh Okogie, Ben Lammers and Tadic Jackson, who maximized their skill sets under the current coaching staff, doubling their scoring and rebounding averages over their first two seasons. Okogie went from being ranked the 11th in the state as a HS senior to a first-round NBA draft pick. Last season, 6-9 forward Abdoulaye Gueye developed into an ACC-level contributor, making a similar leap from the non-conference season to conference play. Graduate transfer Brandon Alston, who has a year of eligibility remaining, had similar statistical numbers on the ACC level this season as he compiled in two seasons at Lehigh and was fundamentally sound in his ballhandling and defense.

• With the addition of Phillips and the arrival of Devoe and Moore, as well as the return of Alston and sophomores Alvarado and Haywood, and Tech will be deep and talented across the perimeter next season. Tech has Gueye, Cole, Wright and rising junior Sylvester Ogbonda to rotate through the frontcourt.

• Georgia Tech accepted transfer James Banks, a 6-8, 240-pound frontcourt player from Decatur, Ga., ranked as high as No. 49 among high school seniors in the class of 2016. He will sit out the 2018-19 season after playing two seasons at Texas, and will have two seasons of eligibility at Tech.

Roster At-A-Glance (#started a significant number of games in 2017-18)

KEY RETURNING LETTERWINNERS

| | |
|-----------|--|
| 4 | Brandon Alston#..... G 6-5200.....r-Sr..... Vienna, Va. 5.4 ppg . 1.8 rpg > Graduate transfer in final year of eligibility at Tech; started 19 games, double figures in six games in 2017-18 |
| 10 | Jose Alvarado# G 6-0174..... So. Brooklyn, N.Y. 12.1 3.7 > Started all 25 games in 2017-18 until dislocating elbow Feb. 11, averaged more minutes than any DI freshman |
| 3 | Evan Cole#..... F 6-9211..... So. Cumming, Ga. 3.2 2.6 > Started last seven games of 2017-18, averaged 6.3 ppg, 5.3 rpg, 26.6 mpg over last eight games |
| 34 | Abdoulaye Gueye# F 6-9213.....r-Sr..... Dakar, Senegal 5.9 4.4 > Started 23 games, averaged 8.1 ppg, 52.2% FG, 5.6 rpg in his ACC starts with six double-figure scoring games |
| 13 | Curtis Haywood II# G 6-5198..... So. Oklahoma City, Okla. 5.3 2.9 > Sideline last month of season with stress reaction in right leg, played 15 games, starting seven, 37% 3-pt FG |
| 24 | Sylvester Ogbonda C 6-10239.....r-Jr..... Port Harcourt, Nigeria. 0.8 0.8 > Played in eight games last season, 16 over his first two seasons |
| 5 | Moses Wright# F 6-9210..... So. Raleigh, N.C. 3.6 3.4 > Started last five games in 2017-18 but played significant minutes in last eight (4.3 ppg, 4.9 rpg, 23.1 mpg) |

NEWCOMERS

| | |
|-----------|---|
| 1 | James Banks III..... F 6-10240..... Jr..... Decatur, Ga..... 1.7 2.3 > Transfer from Texas, must sit out the 2018-19 season, played in 46 games over two seasons |
| 0 | Michael Devoe G 6-5187..... Fr..... Atlanta, Ga..... -- -- > Four-star, consensus top-50 prospect played at national prep champion Montverde Academy |
| 12 | Khalid Moore..... F 6-7187..... Fr..... Briarwood, N.Y..... -- -- > Three-star composite ranking ranked No. 3 in the state of New York, attended Archbishop Molloy HS |
| 2 | Shembari Phillips G 6-3202.....r-Jr..... Atlanta, Ga..... 6.2 3.1 > Transfer from Tennessee, sat out the 2017-18 season, played in 64 games, 24 starts, over two seasons |
| 35 | Kristian Sjolund G 6-8191..... Fr..... Katy, Texas -- -- > Three-star composite ranking, known for his versatility; native of Norway who prepped at Tompkins HS in Texas |

LETTERWINNERS LOST

| | |
|-----------|--|
| 11 | Tadic Jackson# G 6-2203..... Sr. Tifton, Ga..... 12.7 3.7 > Finished career 36th in career points at Tech, one of ACC's top sixth men, double figures in 21 games as senior |
| 30 | Ben Lammers# C 6-10234..... Sr. San Antonio, Texas 11.8 8.1 > Finished career third in career blocks, 10th in career rebounds, 41st in points; two-time ACC all-defensive choice |
| 32 | Justin Moore G 6-4162..... So. San Diego, Calif. 0.9 0.9 > 13.8 minutes per game in pre-conference season, did not play after Dec. 22, transferred out following spring |
| 2 | Josh Okogie# G 6-4213..... So. Snellville, Ga..... 18.2 6.3 > Third-team All-ACC in 2018, sixth Tech sophomore to surpass 1,000 career points; 20th pick in NBA draft |

• Tech has won 34 games overall and 14 ACC games in the last two seasons, on par or better than the first two years of each of Josh Pastner's predecessors in the ACC era. For comparison, Buzz Williams won 12 ACC games in his first two years at Virginia Tech, same with Tony Bennett at Virginia. Leonard Hamilton and Mike Krzyzewski each won 10. Pastner has won 14.

• Head coach Josh Pastner's Georgia Tech teams are 5-8 against top-25 teams (5-4 at home), including a 2-5 mark this season (2-3 at home). The Jackets knocked off No. 15 Miami and No. 25 Notre Dame in January as part of a 3-1 ACC start.

• Tech has sold out eight games at McCamish Pavilion over the past two seasons, including a facility-record five games in 2017-18. Tech's 29 homecourt wins over the past two seasons are more than any two-year period in the Jackets' ACC era except the 2015-16 and 2016-17 seasons combined (31). That's 43 home wins over the past three seasons, more than 14 per season.

Tip-Ins on 2017-18 Season

• Georgia Tech posted a 13-19 overall record in its second season under head coach Josh Pastner, and finished 13th in the ACC standings at 6-12.

• Sophomore guard Josh Okogie was voted to the All-Atlantic Coast Conference third team, while senior center Ben

Lammers made the ACC All-Defensive team for the second straight year.

• Tech has won 34 games overall and 14 ACC games in the last two seasons, on par or better than the first two years of each of Josh Pastner's predecessors in the ACC era. For comparison, Buzz Williams won 12 ACC games in his first two years at Virginia Tech, same with Tony Bennett at Virginia. Leonard Hamilton and Mike Krzyzewski each won 10. Pastner has won 14.

• Head coach Josh Pastner's Georgia Tech teams are 5-8 against top-25 teams (5-4 at home), including a 2-5 mark this season (2-3 at home). The Jackets knocked off No. 15 Miami and No. 25 Notre Dame in January as part of a 3-1 ACC start.

• Tech has sold out eight games at McCamish Pavilion over the past two seasons, including a facility-record five games in 2017-18. Tech's 29 homecourt wins over the past two seasons are more than any two-year period in the Jackets' ACC era except the 2015-16 and 2016-17 seasons combined (31). That's 43 home wins over the past three seasons, more than 14 per season.

• Pastner earned the 200th head coaching victory of his career against NC State and finished his ninth season as a head coach with a 201-108 record.

• Tech played the last seven games without freshman point guard Jose Alvarado, who dislocated his elbow in a fall dur-

GEORGIA TECH NOTEBOOK

ing the first half of the Yellow Jackets loss to Duke on Feb. 11, and the last 11 games without freshman guard Curtis Haywood II, who was diagnosed with a stress reaction in his right leg following the Jackets' Jan. 31 game against Syracuse. Haywood had also missed six games earlier in the season with a shin injury.

- Okogie's 18.2 points-per-game average was the highest for a Tech player since the 1997-98 season, when Matt Harpring averaged 21.6, and the highest for a Tech sophomore since Harpring averaged 18.6 in 1995-96.

- Okogie became the sixth player in Tech history to reach 1,000 career points during his sophomore season. He finished the year with 1,033 points, fifth-most for a Tech player through his sophomore season.

- Tech finished the season with three 1,000-point scorers on its roster at the same time - Tadic Jackson (1,136), Ben Lammers (1,055), Josh Okogie (1,033) - for the first time since 1989 (Tom Hammonds, Brian Oliver, Dennis Scott) and for the third time in its ACC history (Bruce Dalrymple, Mark Price, John Salley in 1986).

- Tech improved to 7-10 all-time in the ACC-Big Ten Challenge when the Jackets defeated pre-season top-25 Northwestern at home in November.

- Twelve of the teams on Georgia Tech's 2017-18 schedule made the NCAA Tournament field, and 15 earned a spot in a post-season tournament.

- Tech returns seven players who received significant playing time in 2017-18 - 15 or more minutes per ACC game - and combined to start 115 games overall. They accounted for more than two-thirds of total minutes played and 64 percent of Tech's scoring. Five of those players have two or more years of eligibility remaining.

- Tech adds a three-man recruiting class ranked No. 34 in the country for the 2018-19 season, including four-star guard Michael Devoe (No. 55) and three-star forwards Khalid Moore and Kristian Sjolund, and true to staff's objectives, class has varied skill sets and are expected to develop into significant contributors next season and beyond. (building through multiple quality recruiting classes)

- Another addition to the roster for next season - 6-3 guard Shembari Phillips, a high-major conference player already who sat out the 2017-18 season as a transfer from Tennessee, has two years of eligibility. He averaged 6.2 ppg, 3.1 rpg, 37.5 pct. 3s in 2016-17 at Tennessee.

- Tech will still be young next season - three freshmen, four sophomores, three juniors and two seniors among scholarship players returning or incoming - but the process of getting old and staying old is ongoing.

- Pastner must replace two assistant coaches - Tavaras Hardy and Darryl LaBarrie. Hardy was named head coach at Loyola of Maryland in late March, while LaBarrie resigned during the season.

- Tech has sold out eight games over the past two seasons, including a McCamish Pavilion record five games in 2017-18. Tech's 29 homecourt wins over the past two seasons is more than any two-year period in the Jackets' ACC era except the 2015-16 and 2016-17 seasons combined (31). That's 43 home wins over the past three seasons.

Okogie Drafted 20th by Minnesota

Georgia Tech sophomore Josh Okogie became the first Yellow Jacket in seven years to be selected in the first round of the National Basketball Association Draft when the Minnesota Timberwolves tabbed him with the No. 20 overall pick in the 2018 NBA Draft.

The 6-4 guard is the Yellow Jackets' 19th first-round draft pick all-time and their first since Iman Shumpert was selected 17th overall by the New York Knicks in 2011.

Okogie earned third-team all-Atlantic Coast Conference honors as a sophomore in 2017-18 after ranking fourth in the conference in scoring with 18.2 points per game. He was a member of the ACC's all-freshman team in 2016-17 and finished his two-year collegiate career with a 16.9-point scoring

average. He scored 1,033 points in 61 games at Tech, becoming one of only eight Yellow Jackets to ever surpass the 1,000-point mark in just two seasons.

He was Georgia Tech's 12th all-time early entry in the NBA Draft and cemented his status as a likely first-round pick with an outstanding performance at the NBA Combine in May.

Team Trends

- Georgia Tech and Boston College faced one another in the opening round of the ACC Tournament for the fourth time in the last six years. The Eagles three of the previous four meetings, including 2013, 2014 and 2015 in Greensboro, N.C. Tech's lone win was a 73-70 overtime decision in 2014.

- Georgia Tech won its last two home games and finished the season 12-7 at home, is 72-37 in six full seasons in McCamish Pavilion, and 29-11 in two seasons under Josh Pastner.

- Georgia Tech had three players on its roster with 1,000 points (Tadic Jackson, Ben Lammers, Josh Okogie) for the first time since 1989 (Tom Hammonds, Brian Oliver, Dennis Scott), and for just the third time in the ACC era (Mark Price, John Salley, Bruce Dalrymple in 1986).

- For the last five games of the season, freshmen forwards Evan Cole and Moses Wright started alongside Ben Lammers on the front line, with Tadic Jackson and Josh Okogie in the backcourt. Cole started his sixth straight game, and Wright his fifth in a row, ninth overall this season. Georgia Tech has used eight different starting lineups this season.

- Tech had its full roster to practice only for seven games last season. Injuries or other absences have forced Tech players to miss 46 games cumulatively this season. Freshman Jose Alvarado and Curtis Haywood II both suffered season-ending injuries, Alvarado on Feb. 11 early in Tech's game against Duke, and Haywood prior to the Jackets' Jan. 31 game against Syracuse.

- Tech's playing rotation featured four freshmen and a first-year graduate transfer who combined to start 68 games and log 43 percent of the Yellow Jackets' total minutes.

Player Trends

- Josh Okogie's 1,033 career points are the fourth most ever by a Tech player through his sophomore season, and the most since James Forrest accumulated 1,052 from 1991-93. He finished the 2017-18 season 43rd on Tech's all-time list.

- Okogie averaged 18.2 points per game after missing the first eight games of the season, including 18.3 in ACC games (fifth-best in league rankings). He averaged 16.1 points as a freshman, 17.1 against the ACC.

- Okogie finished the season as the ACC leader in free throw attempts per game (6.8) and converted 82.1 percent of his 162 total attempts. He has averaged 6.6 attempts for his career and made 77.7 percent.

- Okogie averaged 6.7 rebounds per game in ACC play, third best among league guards, and 6.3 for the season. Okogie snared 99 rebounds in his last 14 games (7.0), including a pair of double-digit games.

- Okogie had 51 assists in his last 17 games, a 3.0 average, dishing a career-high six at Clemson and getting five twice (second meeting vs. Notre Dame and at Florida State) in that stretch. He finished the season averaging 2.45 per game.

- Ben Lammers played the full 40 minutes six times during the season. Jose Alvarado logged eight complete games before he was injured, Okogie went start-to-finish five times, and Tadic Jackson had his first and only at Clemson.

- In his final collegiate game, Tadic Jackson matched his career high of 29 points against Boston College (previous 29 also came against Boston College last season at home), matched his career high of five assists and committed no turnovers in 37 minutes.

- Jackson started and played the point guard position for the majority of the Jackets' last five games, the first time he has played extensive minutes in that role, and has logged the four highest-minute games of his career (38 at Virginia, 40

at Clemson, 39 vs. NC State, 37 vs. Boston College). The 6-2 senior averaged 18.2 points and shot 43.3 percent from the floor in those five games (15 points at Virginia, 13 at Clemson, 22 points against NC State, 12 vs. Wake Forest, 29 vs. BC).

Pastner's Key Metrics

- **Assists to made field goals:** The Jackets assisted on 54.3 percent of their made field goals for the season (53.9 percent vs. the ACC), after finishing last season at 62.7 percent (63.2 percent rate in ACC games).

- **Free throws made to opponents' attempts:** For the season, Tech converted 439 free throws, while opponents attempted 569 (207/327 in ACC games). Tech is 30-10 under Josh Pastner when attempting more free throws than the opponent.

- **Turnovers:** Tech committed 12.8 turnovers per game this season, down from last season (13.4), and 12.7 in ACC games, down from 13.3 last season. Pastner's threshold to win is nine or fewer, which the Jackets accomplished six times this season, four times in conference play.

- **Guard rebounding:** Tadic Jackson, Jose Alvarado and Josh Okogie all averaged 3.6 rebounds per game or higher last season.

Three for 1,000

Georgia Tech finished the season with a trio of 1,000-point career scorers on its roster for the first time since 1989, and for just the third time in the Yellow Jackets' ACC history.

Sophomore Josh Okogie became the latest to reach the milestone with his 22-point game March 3 against Wake Forest, making him the 46th player to do so at 1,033 points.

Senior center Ben Lammers surpassed 1,000 on Feb. 21 at Virginia with a 22-point effort and finished his career with 1,055 points (42nd place). Senior guard Tadic Jackson reached the plateau Jan. 31 against Syracuse and finished his career with 1,136 career points (36th place).

Three 1,000-point scorers on same team

1985-86: Bruce Dalrymple (Jr.), Mark Price (Sr.), John Salley (Sr.)

1988-89: Tom Hammonds (Sr.), Brian Oliver (Jr.), Dennis Scott (So.)

2017-18: Ben Lammers (Sr.), Tadic Jackson (Sr.), Josh Okogie (So.)

Okogie, Lammers Capture ACC Honors

Josh Okogie was named to the All-Atlantic Coast Conference third team, and senior center Ben Lammers earned a spot on the ACC's All-Defensive team for the second straight year in voting announced Sunday by the conference office.

Okogie, a 6-4 guard from Snellville, Ga., led the Yellow Jackets in scoring, finishing at 18.2 points per game, all season despite missing the season's first eight games with a dislocated finger. He ranked fourth in the conference in scoring and led the ACC in getting to the free throw line, 6.8 times a game while converting 82.1 percent of his attempts. A member of the ACC all-freshman team a year ago, Okogie made 38.0 percent of his three-point field goal tries, and 41.6 percent overall from the floor. He scored 20 or more points in a game 11 times during the season, eight of those in ACC games, including 30 against No. 15 Miami in early January and 29 against No. 5 Duke on Feb. 11.

Okogie became the sixth sophomore in Tech history to go over 1,000 career points in the final regular-season game with his 22-point effort in the Yellow Jackets' 64-56 win over Wake Forest.

Lammers, a 6-10 center from San Antonio, Texas, was the ACC's Defensive Player of the Year in 2017, but made the All-Defensive team again in 2018 despite being hobbled by an ankle injury for much of the season. Lammers ranked third in the conference in blocked shots and 19th in the nation, and anchored a defense that ranked fourth in the ACC in scoring

GEORGIA TECH NOTEBOOK

average against and ninth in field goal percentage against.

Lammers also surpassed 1,000 career points, reached third place in program history in blocked shots and 10th place in rebounds.

Josh 2.0

Josh Okogie did not let a late start to his sophomore season slow him down. The 6-4 guard averaged 18.2 points over 24 games following an eight-game absence due to a dislocated finger and an NCAA suspension. It was the highest average for a Tech player since the 1996-97 season, when Matt Harpring averaged 21.6.

Okogie, a preseason second-team all-ACC choice, averaged 18.3 points against ACC teams (also fourth-highest in the conference), including 30 points in Tech's 64-54 win over No. 15 Miami, the third 30-point game of his young career.

He has scored in double digits in 38 of his last 40 games, missing only in Tech's two games against Virginia (nine on Jan. 18, seven on Feb. 21) in 2017-18.

Thirteen of his twenty 20-plus games at Tech came against ACC opposition.

He accumulated 1,033 points in his career (despite missing eight games), most by a Tech sophomore since James Forrest finished his sophomore season (1992-93 season) with 1,052. He became the sixth Tech sophomore to reach 1,000 career points.

Notorious B.E.N.

Ben Lammers no longer had the element of surprise to his advantage this season, but the 6-10 center was no less the focal point of most things Georgia Tech does on both ends of the basketball court.

The senior mechanical engineering major from San Antonio, Texas, made the ACC All-Defensive team for the second time, remained among the conference leaders in rebounds, eighth overall (81 per game) and seventh in conference games (7.9). He also ranked third in blocked shots (2.4, No. 19 nationally) and ninth in minutes played (36.0, 54th nationally).

"The Laminator" had nine double-doubles in 2017-18, five of them in ACC games, and recorded 25 for his career.

He ranks third in career blocked shots at Georgia Tech (254), 10th in career rebounds (774), and 42nd in career points (1,055).

Action Jackson

Tadic Jackson took on a new role in Tech's last five games, handling the Yellow Jackets' point guard duties.

The Tifton, Ga., native, a former Georgia state prep player of the year, averaged 37.8 minutes, including 40 minutes Feb. 24 at Clemson, and averaged 18.2 points and hit 11-of-33 threes over that stretch.

Up until this move, Jackson had been very effective scoring inside for the Jackets, using his strength to get to the rim in traffic, hitting better than 51 percent of his field goal tries. He finished the season No. 2 on Tech's chart with a career-high 12.7 points per game.

The 6-2 senior had been one of the top reserves in Tech history over the past two seasons, but injuries have forced him into the starting lineup in Tech's last six games. He had logged 35 double-digit scoring games off the bench as a Yellow Jacket, 26 of those since the beginning of last season. The senior guard reached double figures 21 times in 29 games overall in 2017-18 and 41 times in his last two years.

His biggest improvement was rebounding - averaging a career-best 3.7 rebounds, twice his career rate, including a pair of nine-rebound games in his last six.

A.D. is No Lie

Georgia Tech got a big lift from an unlikely source during the early portion of its ACC schedule, junior forward Abdoulaye Gueye (pronounced "AB-doo-lie GAY). During the month of

January and into February, the Yellow Jackets saw the 6-9 junior become a legitimate offensive force, and not just a disruptor on defense and on the boards.

Known as "A.D." to his teammates and coaches, the likeable Gueye took advantage of a much-improved hook shot to average 6.5 points (50 percent from the floor) and 4.5 rebounds in in ACC games. He has come off the bench in Tech's last four games in favor of freshman Moses Wright after starting 15 straight games.

He has scored in double figures in seven games since conference play began, something completely unforeseen during the non-conference season. In the first 39 games of his career, covering two-plus seasons through the holiday break this year, Gueye had scored a total of 70 points, only once scoring more than six points in a game (13 vs. UT-Rio Grande Valley in November).

"We couldn't stop him at the beginning of the game. Probably were a little surprised at how good he was and how much they went to him, but he was very effective." - Clemson coach Brad Brownell after Gueye scored 14 points with eight boards against the Tigers

| | Non-conference | ACC |
|------------|----------------|-------|
| Scoring | 4.7 | 6.5 |
| Rebounding | 4.0 | 4.5 |
| FG% | 37% | 50% |
| FT% | 54% | 67.9% |

Tech's BFFs (Big Freshman Forwards)

Georgia Tech's four-man freshman class was not highly rated in terms of stars, but head coach Josh Pastner views the group of Jose Alvarado, Curtis Haywood II, Evan Cole and Moses Wright as a solid foundation on which to build the Yellow Jackets' program.

With Alvarado and Haywood, the more highly-rated of the group, out for the season with injuries, the other two members of the class have gotten their opportunity to grow. After Tech's Jan. 24 loss at Florida State, Pastner put Cole and Wright in a "red-shirt" program than entailed extra strength and conditioning sessions and extra skill work on the court in addition to the team's regular practices. It has paid off for them and for the Jackets.

On Feb. 11 against Duke, when Pastner was unhappy with the performance of Tech seniors Tadic Jackson and Ben Lammers, he put Cole and Wright in the game for their first extended minutes of the ACC season, and they didn't disappoint.

In the second half of that game, the duo combined for 19 points, 12 rebounds, four assists and three blocks in 41 minutes as Tech pared a 26-point second-half deficit down to 11 in an 80-69 loss. As a result, Cole has started Tech's last five games, and Wright the last three.

"Very good basketball player, can score the basketball

inside and out, athletic, runs the floor," NC State coach Kevin Keatts said of Cole. "He's going to be a very good basketball player in the ACC, and that means a lot because you're talking about a kid who was originally signed in the (Colonial Athletic Association)."

"He's a live body, long," Clemson coach Brad Brownell said of Wright. "As he continues to get stronger and grow into his body, he's going to be a good player. He's got some perimeter skills where he can put it on the ground once or twice and get to a place and make a play. He's not a great 3-point shooter yet, but he can make one, and that's obviously going to get better."

| Regular Season | First 11 ACC Games | Last 7 Games |
|-------------------|--------------------|---------------|
| Minutes per game | 2.9 | 50.7 |
| Points per game | 0.5 | 11.7 |
| Rebounds per game | 0.3 | 10.0 |
| FG% | 33% (3-9) | 37.5% (30-80) |
| 3FG | 0% (0-3) | 20% (6-30) |
| FT% | 0% (0-0) | 50% (16-32) |

Alvarado Freshman Season Cut Short

Freshman point guard Jose Alvarado, recruited to Georgia Tech primarily for his winning attitude, toughness and grit, had been given the green light by head coach Josh Pastner to handle the position, sink or swim, before his freshman season came to an abrupt end Feb. 11 against Duke. He dislocated his left elbow in a fall, which will cause him to miss 6-8 weeks.

The Brooklyn native, the first Tech player from the New York area in nearly 20 years, was up to the task prior to his injury, averaging 12.6 points per game to rank second on the team, 3.9 rebounds and 3.3 assists with an assist/turnover ratio of 77/56. He also shot the ball well, making 45 percent of his shots from the floor, 37.4 percent from three-point distance, and 80.2 percent from the foul line on 80 attempts, second most on the team behind Josh Okogie, who leads the ACC in that category.

Among ACC freshman, he ranked fifth in scoring and fourth in assists, and is No. 4 overall in steals at the time of his injury.

Alvarado posted 16 double-figure scoring games, four times scoring 20 or more. And the 6-foot playmaker averaged more than 39 minutes per ACC game to rank among the league's top five, playing every minute eight times, including four consecutive games before Duke.

He is not the first Tech point guard to earn the starting job as a freshman and handle it well. He follows such Tech greats at Mark Price, Kenny Anderson, Travis Best, Stephon Marbury, Tony Akins and Jarrett Jack, as well as others who started at the position as freshmen without reaching their lofty accomplishments.

"I was really impressed with Alvarado first time seeing him

Tech All-Time vs. the ACC

| Opponent | Overall | in ACC | Tourney | In McCamish Pavilion | In Opponent Current Venue | Current Streak |
|----------------|---------|--------|---------|----------------------|---------------------------|----------------|
| Boston College | 14-12 | 10-11 | 1-3 | 2-1 | 3-6 | Lost 2 |
| Clemson | 62-70 | 34-47 | 4-1 | 3-3 | 8-37 | Lost 3 |
| Duke | 23-72 | 19-60 | 3-7 | 0-2 | 5-35 | Lost 11 |
| Florida State | 29-40 | 19-26 | 0-2 | 1-2 | 8-14 | Lost 1 |
| Louisville | 13-20 | 0-5 | -- | 0-2 | 0-2 | Lost 7 |
| Miami | 9-13 | 7-12 | 0-1 | 1-3 | 3-5 | Won 1 |
| North Carolina | 25-68 | 23-54 | 5-4 | 1-3 | 4-25 | Lost 1 |
| NC State | 40-57 | 32-43 | 3-3 | 1-3 | 4-11 | Won 1 |
| Notre Dame | 10-8 | 4-6 | -- | 4-1 | 1-6 | Won 1 |
| Pittsburgh | 8-4 | 3-4 | 0-1 | 2-1 | 1-2 | Won 1 |
| Syracuse | 5-5 | 5-3 | -- | 2-1 | 1-3 | Won 1 |
| Virginia | 40-41 | 38-40 | 5-5 | 2-2 | 1-7 | Lost 4 |
| Virginia Tech | 6-18 | 5-14 | 1-3 | 1-3 | 1-9 | Lost 4 |
| Wake Forest | 42-40 | 41-38 | 0-4 | 4-0 | 8-20 | Won 1 |

GEORGIA TECH NOTEBOOK

live. His speed and quickness was really good and I thought he played the game with really good poise." - **Clemson coach Brad Brownell**

Tech's Freshman Point Guards

| Player (Season) | PPG | RPG | APG | FG% | 3PT% | FT% |
|------------------------------|------|-----|-----|------|------|------|
| Jose Alvarado (2017-18) | 12.1 | 3.7 | 3.1 | .448 | .370 | .802 |
| Javaris Crittenton (2006-07) | 14.4 | 3.7 | 5.8 | .450 | .356 | .783 |
| Jarrett Jack (2002-03) | 9.5 | 3.5 | 6.0 | .455 | .283 | .703 |
| Tony Atkins (1998-99) | 11.3 | 3.7 | 4.8 | .316 | .288 | .667 |
| Stephon Marbury (1995-96) | 18.9 | 3.1 | 4.6 | .457 | .370 | .738 |
| Travis Best (1991-92) | 12.3 | 2.5 | 5.7 | .449 | .386 | .735 |
| Kenny Anderson (1989-90) | 20.6 | 5.5 | 8.1 | .515 | .410 | .733 |
| Mark Price (1982-83) | 20.3 | 3.8 | 3.3 | .435 | .440 | .877 |

Wire-to-Wire

Head coach Josh Pastner is not shy about his philosophy of playing a short bench, reminiscent of the way Bobby Cremins coached the Yellow Jackets over his 19 seasons.

Nationally, according to KenPom.com, Ben Lammers ranks 46th in percentage of possible minutes played (89.6), while Jose Alvarado ranked 45th (89.3 pct.) before sustaining a season-ending injury 12 minutes into the Feb. 11 game vs. Duke. Josh Okogie logged his fifth 40-minute game against Wake Forest and averaged 36.8 minutes per game, which ranked 37th nationally, and 37.2 in ACC games.

Okogie played 92.3 percent of possible minutes in ACC games, while Lammers played 90.2 percent. Alvarado had played 96.7 percent of possible ACC minutes prior to his injury.

Lammers ranked No. 1 among centers nationally in minutes per game. Alvarado had ranked fifth among freshmen nationally in percentage of minutes played and minutes per game before the Duke game.

The threesome had 20 complete games combined in 2017-18 (eight for Alvarado, six for Lammers, five for Okogie), and Tadic Jackson joined the group by playing 40 minutes at Clemson. Tech had at least one player play the full 40 in 12 of 19 ACC games (regular season plus tournament).

NOTE: Between the Cremins era and the arrival of Pastner, only one Georgia Tech player played every minute of a game, regulation or overtime, and that was Marcus Georges-Hunt on Feb. 20, 2016, in a win over Notre Dame at home. In the final 15 seasons of Cremins' tenure (1985-86 through 1999-2000), a total of 196 players logged a 40-minute game.

Assisted Living

Georgia Tech coach Josh Pastner preached and prodded his Yellow Jackets on ball and player movement from the first time he got his team on the practice court. His primary measuring stick on how well the Jackets perform offensively is their ratio of assists to made field goals.

In Pastner's first season, the Yellow Jackets ranked 13th nationally, according to KenPom.com, in highest percentage of assists to made field goals at 62.6 percent, the team's highest rate since the 2000-01 season. Tech's number was 63.2 percent in ACC games. Pastner's nightly goal is 60 percent.

Tech did not perform as well in that department in 2017-18, assisting on 54.6 of its made field goals overall, 53.9 against ACC teams, and missing Pastner's 60-percent bar 14 times. Tech remained above the national average (52.5 pct.) in that category.

Tech's top assists-to-made field goals ratios: 1987-88 – 68.3; 1988-89 – 65.9; 1986-87 – 65.8; 1992-93 – 65.0; 1985-86 – 64.8; 2000-01 – 62.9; 1999-00 – 62.9; 2016-17 – 62.6

StraitJackets

Due to its ability to play different defenses and keep opponents off balance, Georgia Tech held most of its opponents below, significantly below in several cases, their scoring averages.

The Yellow Jackets held all but five opponents under their

season scoring average this season, many of them significantly lower. At 67.3 points allowed per game, Tech ranked fourth in the ACC and No. 57 nationally in scoring defense.

- Most significant among the opponents Tech held well below their averages were UCLA (82.6 ppg, 63 vs. Tech), Northwestern (74.0 ppg, 51 vs. Tech), Bethune-Cookman (78.9 ppg, 62 vs. Tech), North Texas (78.4 ppg, 49 vs. Tech), Wofford (77.0 ppg, 63 vs. Tech), Notre Dame (79.8 ppg, 68 and 53 in two games vs. Tech), Miami (74.9 ppg, 54 vs. Tech), Yale (77.4 ppg, 60 vs. Tech) and Syracuse (70.0 ppg, 51 vs. Tech). Even Duke, which led the ACC in scoring average at 89.1, scored 80 against Tech.

- In terms of adjusted offensive efficiency, Tech ranked No. 6 in the ACC in points per 100 possessions against the conference (104.8), No. 61 nationally in all games (98.9).

- Tech's strengths lay in two-point field goal defense (19th at 44.4 pct.), block percentage (15th) and steal percentage (45th).

In 2016-17, Tech ranked No. 6 nationally in adjusted defensive efficiency (91.0 points allowed per 100 possessions). Tech ranked fourth in the conference in scoring defense (66.8 ppg) and No. 1 in FG percentage defense (39.8 pct.).

Winning Starts at Home

Georgia Tech and head coach Josh Pastner have made a priority of making McCamish Pavilion a real homecourt advantage for the program, and the Yellow Jackets made a good start on that by setting a program record for wins at home (17) last season, which included a 7-2 ACC record and two NIT victories.

Tech is 12-6 against ACC teams at home under Pastner, and that includes a 5-3 mark against ranked opponents.

The Jackets' 60-53 win over No. 25 Notre Dame on Jan. 10 was just the latest triumph in a list that includes eventual NCAA champion North Carolina (No. 9 at the time), No. 6 Florida State and No. 15 Notre Dame last season, as well as a 64-54 win over No. 15 Miami on Jan. 3 this season. Tech's only losses came to No. 9 Louisville last January and to No. 2 Virginia and No. 18 Clemson this season.

Tech is 29-11 overall at McCamish Pavilion under Pastner.

Jackets' Signing Class Ranked No. 46

Georgia Tech's 2018 signing class is ranked No. 46 in the nation in a composite ranking published by 247Sports.

Tech signed a trio of 4-star high school prospects – 6-3 guard Michael Devoe of Orlando, Fla., 6-7 forward Khalid Moore of New York, N.Y., and 6-9 forward Kristian Sjolund of Katy, Texas – to national letters-of-intent during the November signing period.

All three prospects are highly regarded for their talent level, versatility and upside as head coach Josh Pastner continued to build the Yellow Jackets' program.

Devoe has been rated ranked No. 62 in the Rivals 150, and No. 56 in the ESPN 100 (No. 15 point guard in the nation). He led Oak Ridge High School in Orlando, Fla., to a 24-5 record and a berth in the state quarterfinals last season, averaging 25 points and seven assists per game, and he is now enrolled at Montverde Academy for his senior year.

Moore is rated a 3-star prospect in the composite 247Sports ranking (No. 51 small forward, No. 5 in New York), as well as a 4-star prospect by ESPN (No. 42 small forward, No. 3 in New York). He attends the same high school that sent All-American Kenny Anderson to Georgia Tech in 1989, and he was a teammate of current Tech freshman Jose Alvarado on the New York Rens AAU team.

Sjolund is rated a 3-star prospect in the composite 247Sports ranking (No. 56 small forward, No. 18 in Texas), as well as a 4-star by ESPN (No. 36 small forward, No. 17 in Texas). He was born in the state of Washington but grew up in Norway, and has lived in the United States since 2014. He played for the Shooting Stars Red AAU team. Sjolund played with Norway in

the 2015 FIBA U16 European Championships, averaging 18.7 points and 5.9 rebounds a game. Then in 2017 he played in the U18 Nordic Championship and scored 7.2 points a game.

Five Tech Alumni on NBA Rosters

Since 1982, Georgia Tech has produced 19 first-round NBA draft picks and 44 draft picks overall. A total of 38 Georgia Tech alumni have played in the NBA.

Five former Georgia Tech basketball stars were on NBA rosters during the 2017-18 season, and 2017-18 All-ACC guard Josh Okogie will join that group next season.

Marcus Georges-Hunt, a 2016 graduate, played all last season for the Minnesota Timberwolves.

Iman Shumpert, a seven-year NBA veteran, played his third full season in Cleveland after helping the Cavaliers win the NBA championship in 2016, and was traded before the deadline to Sacramento.

Thaddeus Young, in his 12th NBA season, is will play his third season with the Indiana Pacers after two years in Brooklyn.

Derrick Favors has emerged as a key figure in his eighth season in Utah and re-signed with the team after becoming a free agent.

Jarrett Jack, a 14-year NBA veteran who suffered a knee injury two seasons ago while with Brooklyn, played all last season with the New York Knicks.

Arts and Letters

Beginning with Moe Miller and Lance Storrs in the summer of 2011, every four-year senior in the Georgia Tech program has graduated. Tech's 2018 seniors, Tadic Jackson and Ben Lammers, were both on track to compete their degree requirements in the spring (Jackson) and fall (Lammers) semesters.

Derek Craig and Nick Foreman received their Tech degrees in 2012, as did the 2013 senior class of Mfon Udofia, who finished his business administration degree work in the summer, and Pierre Jordan, who completed his Masters degree requirements in building construction in the spring. Brandon Reed graduated in the summer with his management degree before transferring back to Arkansas State to play his final year of basketball.

All three of Tech's four-year seniors in 2013-14 – Kammeon Holsey, Daniel Miller and Jason Morris – graduated that spring. Robert Sampson, the Jackets' only undergraduate scholarship senior in 2014-15, graduated in the spring.

From the 2015-16 squad, Marcus Georges-Hunt walked the stage at commencement in May, accomplishing the rare feat of graduating in four years. Point guard Travis Jorgenson, who elected not to use his final year of eligibility, will receive his degree in December.

From the 2016-17 team, Josh Heath, Corey Heyward (fifth-year because of an injury redshirt in 2012-13) and Quinton Stephens all graduated in May of 2017, while Rand Rowland finished his requirements and received his degree in December of 2016. Both graduate transfers, Kellen McCormick (summer of 2017) and Jodan Price (fall of 2017), received their Masters degrees.

Georges-Hunt and current senior Tadic Jackson have made the Academic All-ACC team twice, and the Yellow Jackets have had at least one player named to that team since it was instituted for the 2010-11 season.

Tech's men's basketball team has recored the highest Academic Progress Report scores the last four years since the NCAA began tracking academic performance in 2004-05. The Jackets scored a perfect team single year APR score of 1000 three straight years from 2011-13.

Welcome to The Hank

Georgia Tech has played five seasons in McCamish Pavilion, which was for all intents and purposes, brand new when it opened for the 2012-13 season. The only physical elements

GEORGIA TECH NOTEBOOK

of McCamish Pavilion that remain from the venerable Alexander Memorial Coliseum are the roof, which was re-covered, and the 32 steel ribs that support it.

The capacity of McCamish Pavilion is 8,600, including 1,665 seats in the new balcony level and 6,935 seats in the lower seating bowl. There are no suites, but there is a premium club area that seats 500. Alexander Memorial Coliseum seated 9,191 spectators in its final configuration.

The most impressive features of McCamish Pavilion are its grand entrance, which fronts 10th and Fowler Streets, the ability for patrons to view the court from the main concourse all the way around, and the theatrical lighting system, which concentrates light on the court while leaving the seating areas dark, modeled after the Staples Center in Los Angeles and Madison Square Garden in New York.

Tech played 55 seasons in Alexander Memorial Coliseum, compiling a record of 556-194 (.741). Miami was the last team to play Tech in Alexander Memorial Coliseum, a game Tech won, and was the first ACC team to play in McCamish Pavilion on Jan. 5, which Miami won. For the 2011-12 season, Tech played its home games at Philips Arena and the Arena at Gwinnett.

Tech's NCAA Tournament History

Georgia Tech played in the NCAA Tournament five times in 11 seasons under head coach Paul Hewitt and has played in the event 16 times in its history. Fifteen of those appearances have occurred from 1985 to the present.

Tech has a record of 23-16 in NCAA Tournament play, highlighted by its 2004 trip to the NCAA title game as well as a Final Four berth in 1990. The Yellow Jackets have reached the NCAA Sweet 16 seven times (1960, 1985, 1986, 1990, 1992, 1996, 2004).

The 2004 and 2005 appearances were the Yellow Jackets' first back-to-back appearances since Bobby Cremins led the Institute to the Big Dance nine straight years from 1985-93.

Georgia Tech has won at least one game in 11 of its 16 NCAA Tournament appearances.

Tech's ACC Tournament History

Georgia Tech has played in 39 ACC Tournaments, and has a 26-36 all-time record in the event. The Yellow Jackets have won three championships, in 1985 (Atlanta), 1990 (Charlotte) and 1993 (Charlotte).

Tech has been a runner-up four times (1986, 1996, 2005, 2010). The 1986, 1996 and 2010 runs to the finals occurred in Greensboro. Tech also made the finals in 2005 at the Verizon Center in Washington, D.C.

Tech was 0-2 in the ACC Tournament under coach Dwane Morrison, 15-16 under Bobby Cremins (including all three titles), 9-11 under Paul Hewitt (runner-up in 2005 and 2010), 2-5 under Brian Gregory, and 0-2 under Josh Pastner.

2018-19 Schedule

| Date | Day | Opponent | TV | Time |
|------------|-----------|---|----------------|-----------|
| Nov. 3 | Sat. | FLORIDA TECH (exhibition) | ACCNE | 6 p.m. |
| Nov. 9 | Fri. | LAMAR# | ACCNE | 7:30 p.m. |
| Nov. 13 | Tue. | at Tennessee | ESPN2 | 9 p.m. |
| Nov. 16 | Fri. | EAST CAROLINA# | ACCNE | 7:30 p.m. |
| Nov. 21 | Wed. | TEXAS RIO GRANDE VALLEY# | ACCNE | 7:30 p.m. |
| Nov. 23 | Fri. | PRAIRIE VIEW A&M# | ACCNE | 4 p.m. |
| Nov. 28 | Wed. | at Northwestern (ACC/Big Ten Challenge) | ESPNU | 9:15 p.m. |
| Dec. 1 | Sat. | vs. St. John's, Miami, Fla. (Hoophall Miami Invitational) | ESPNU | 12 p.m. |
| Dec. 9 | Sun. | FLORIDA A&M | ACCNE | 2 p.m. |
| Dec. 17 | Mon. | GARDNER-WEBB | ACCNE | 7:30 p.m. |
| Dec. 19 | Wed. | at Arkansas | SEC Network | 9 p.m. |
| Dec. 22 | Sat. | GEORGIA | ESPNU | 12 p.m. |
| Dec. 28 | Fri. | KENNESAW STATE | ACCNE | 4 p.m. |
| Jan. 2 | Wed. | USC UPSTATE | ACCNE | 7:30 p.m. |
| Jan. 5 | Sat. | WAKE FOREST | RSN | 2 p.m. |
| Jan. 9 | Wed. | VIRGINIA TECH | RSN | 7 p.m. |
| Jan. 12 | Sat. | at Syracuse | ESPN or ESPN2 | 6 p.m. |
| Jan. 16 | Wed. | at Clemson | RSN | 9 p.m. |
| Jan. 19 | Sat. | LOUISVILLE | Raycom | 4 p.m. |
| Jan. 22 | Tue. | NOTRE DAME | RSN | 7 p.m. |
| Jan. 26 | Sat. | at Duke | Raycom | 12 p.m. |
| Jan. 29 | Tue. | NORTH CAROLINA | RSN | 7 p.m. |
| Feb. 2 | Sat. | at Florida State | RSN | 12 p.m. |
| Feb. 6 | Wed. | CLEMSON | RSN | 7 p.m. |
| Feb. 10 | Sun. | at Notre Dame | ESPNU | 6 p.m. |
| Feb. 13 | Wed. | at Virginia Tech | Raycom | 8 p.m. |
| Feb. 16 | Sat. | FLORIDA STATE | Raycom | 2 p.m. |
| Feb. 20 | Wed. | PITTSBURGH | RSN | 9 p.m. |
| Feb. 23 | Sat. | at Miami | RSN | 2 p.m. |
| Feb. 27 | Wed. | at Virginia | ESPN2 or ESPNU | 7 p.m. |
| Mar. 3 | Sun. | BOSTON COLLEGE | ESPNU | 6 p.m. |
| Mar. 6 | Wed. | at NC State | RSN | 9 p.m. |
| Mar. 12-16 | Tue.-Sat. | ACC Tournament (Charlotte, N.C.) | Raycom/ESPN | |

Deep South Showcase

• All times Eastern

• Home games at McCamish Pavilion in ALL CAPS

• Raycom Sports (distributed to over-the-air channels in the ACC footprint, Peachtree TV in Atlanta)

• RSN denotes the ACC's regional cable network (includes Fox Sports South in Georgia)

• ACCNE denotes ACC Network Extra – the ACC's digital channel available on the ESPN app.

• All games carried on an ESPN network will also be available on ESPN app. All conference games carried on Raycom Sports or a regional sports network will also be available on ACC Network Extra.

66th Annual ACC Tournament

Spectrum Center, Charlotte, N.C.

Tuesday, March 12 (First Round)

| | | |
|---------|--------------|--------|
| Game #1 | ESPN2/Raycom | Noon |
| Game #2 | ESPN2/Raycom | 2 p.m. |
| Game #3 | ESPN/Raycom | 7 p.m. |

Wednesday, March 13 (Second Round)

| | | |
|---------|--------------|--------|
| Game #4 | ESPN/Raycom | Noon |
| Game #5 | ESPN/Raycom | 2 p.m. |
| Game #6 | ESPN2/Raycom | 7 p.m. |
| Game #7 | ESPN2/Raycom | 9 p.m. |

Thursday, March 14 (Quarterfinals)

| | | |
|----------|-------------|------------|
| Game #8 | ESPN/Raycom | 12:30 p.m. |
| Game #9 | ESPN/Raycom | 2:30 p.m. |
| Game #10 | ESPN/Raycom | 7:00 p.m. |
| Game #11 | ESPN/Raycom | 9:00 p.m. |

Friday, March 15 (Semifinals)

| | | |
|----------|------------|--------|
| Game #12 | ESPN2/ACCN | 7 p.m. |
| Game #13 | ESPN2/ACCN | 9 p.m. |

Saturday, March 16 (Finals)

| | | |
|----------|-----------|-----------|
| Game #14 | ESPN/ACCN | 8:30 p.m. |
|----------|-----------|-----------|

2018 NCAA Tournament

Selection Sunday

March 17

First Four

March 19-20 Dayton, Ohio

First and Second Rounds

| | |
|---------------|----------------------|
| March 21 & 23 | Des Moines, Iowa |
| March 21 & 23 | Hartford, Conn. |
| March 21 & 23 | Jacksonville, Fla. |
| March 21 & 23 | Salt Lake City, Utah |
| March 22 & 24 | Columbia, S.C. |
| March 22 & 24 | Columbus, Ohio |
| March 22 & 24 | San Jose, Calif. |
| March 22 & 24 | Tulsa, Okla. |

Regionals

| | |
|---------------|------------------|
| March 28 & 30 | Anaheim, Calif. |
| March 28 & 30 | Louisville, Ky. |
| March 29 & 31 | Kansas City, Mo. |
| March 29 & 31 | Washington, D.C. |

Final Four

April 6 & 8 Minneapolis, Minn.

Future Final Four Sites

| | |
|-------------------|--------------------|
| April 4 & 6, 2020 | Atlanta, Ga. |
| April 3 & 5, 2021 | Indianapolis, Ind. |
| April 2 & 4, 2022 | New Orleans, La. |
| April 1 & 3, 2023 | Houston, Texas |
| April 6 & 8, 2024 | Phoenix, Ariz. |
| April 5 & 7, 2025 | San Antonio, Texas |
| April 4 & 6, 2026 | Indianapolis, Ind. |

MCCAMISH PAVILION



The dawning of a new era in Yellow Jackets' basketball was marked by the opening of McCamish Pavilion in November of 2012.

Occupying the same footprint on the corner of 10th and Fowler Streets as the historic Alexander Memorial Coliseum, which hosted Tech basketball games for 55 years and saw the Yellow Jackets post a record of 556-194, McCamish Pavilion opened its doors Nov. 9, 2012 when the Tech men hosted Tulane.

The Yellow Jackets went on to post an 11-6 mark in their first season in the venue and play before an average of 7,365 fans. McCamish Pavilion has drawn raves from friend and foe alike, from its state-of-the-art audio-visual technology to the cozy and intimate, but loud atmosphere.

McCamish Pavilion is named for the late Hank McCamish, a long-time insurance executive in the Atlanta area whose family provided the lead gift for the \$50 million facility. The arena footprint expanded approximately 30,000 square feet over that of Alexander Memorial Coliseum, and the former circular seating bowl was demolished and replaced with a rectangular bowl along with an upper deck.

The most obvious difference is that the walls separating the concourse and the bowl were removed, meaning that the floor is visible from almost every point in the concourse. The familiar domed roof and the 32 steel support beams remain, but the McCamish interior looks nothing like the old Thrillerdome.

Ground was broken for the construction of Tech's new on-campus arena on May 5, 2011, and 18 months later, the Yellow Jackets had a state-of-the-art building with 8,600 seats and a luxurious club area, which provides a cozy view of the court. The lower level seating bowl has 6,935 seats, and the new balcony level seating has 1,665 seats.

Spectators can view the game as they walk to and from concessions and rest rooms, which are all located on the outside of the concourse. The balcony level seating has its own concourses with rest rooms and concessions.

The building features a center-hung scoreboard, with video screens on four sides and a circular message board underneath. The balcony level facing has a 360-degree ribbon board for messaging and graphics.

The lighting system, similar to those at Madison Square Garden and Staples Center in Los Angeles, will illuminate the court while leaving the stands darkened, creating a theatre-like feel to games.

Nearly the entire structure is brand-new, with the one notable exception being the familiar dome of Alexander Memorial Coliseum and its 32 steel ribs, which stayed in place and provided the skeleton for the new structure. A new roof was installed, and the ribs and the ceiling were re-painted. Around the concourses, pieces of the former AMC court have been inlaid into the ribs.

A courtyard was created outside the West entrance to honor William Alexander, the legendary Tech football coach and director of athletics who led the drive to build Alexander Memorial Coliseum in the 1950s.

The court remains named for legendary basketball coach Bobby Cremins, who led the Tech men's team from 1981-2000 and compiled a record of 354-237 with three Atlantic Coast Conference championships and 10 NCAA Tournament appearances in 19 seasons.

The grand entrance to McCamish Pavilion, which faces the corner of 10th and Fowler Streets, includes graphics presentations recognizing Tech's retired jerseys of Roger Kaiser, Rich Yunkus, Mark Price, John Salley, Tom Hammonds and Matt Harpring, as well as coaches Whack Hyder and Cremins, and longtime radio announcer Al Ciraldo. Tech's NCAA Final Four teams of 1990 and 2004 are also recognized in the main entrance.

McCamish Pavilion was the first project in what became a major transformation of the Fowler Street entrance to the Georgia Tech campus. Across the street is the Yellow Jackets' new tennis facility, the Ken Byers Tennis Complex, which opened

Just the Facts

Name: McCamish Pavilion (mc-CAME-ish), named for Atlanta insurance executive Hank McCamish who gave the lead gift for the facility

Capacity: 8,600 (6,935 court level, 1,665 balcony level)

Cost: \$50 million

Contractor: Whiting-Turner

Architect: Populous

Cremins Court: the court remains named for the former Tech head coach

Alexander Courtyard: located at the Fowler Street entrance, honors the former Tech director of athletics and the history of the former Tech home arena named for him

Grand entrance: 10th and Fowler Streets, foyer includes graphic representations of retired jerseys and Tech's two Final Four appearances

Other entrances: West entrance off Fowler Street (students and media), East entrance from main arena parking (for club patrons)

Features: center-hung scoreboard and video boards, mezzanine fascia ribbon boards, theatrical lighting, primarily chairback seating, club area

Groundbreaking: May 5, 2011

Opening: October, 2012

First public event: Oct. 21, Jacket Jam (men's and women's scrimmages plus other activities)

First men's game: Nov. 9, 2012 vs. Tulane

First women's game: Nov. 11, 2012 vs. Tennessee

Other Highlights

- 2,500 cubic yards of concrete removed
- 3,000 cubic yards of concrete installed
- 500 tons of new steel installed
- Over 1 mile of new railing installed
- 20,000 gallons of paint used
- 2,000 feet of new mechanical piping
- 2,500 feet of new ductwork
- \$4M in new audio-visual and scoreboards
- 50 TVs throughout the concourse and Callaway Club
- Farthest distance material has traveled to get on site: 4,835 miles
- Shortest distance material has traveled to get on site: 1 mile
- Number of Tech alumni involved in the project: Over 100
- Number of days construction will take: 520
- Number of 1950's old style Coke bottles found while installing the underground foundations: 11
- Number of new staircases: 13
- Number of new sports lights for the competition floor: Over 300
- 270-degree court view from concourse

in January of 2013.

Designed by the renowned architectural firm Populous and built under the direction of Whiting-Turner Contracting Company, the arena already has been recognized by the American Institute of Architects of Atlanta for its significant architectural impact on the city's landscape along with such structures as the Sovereign building, TWELVE Centennial Park Tower I, The Atlantic, Loews Midtown, the Atlanta Botanical Garden Hardin Visitor Center, the Georgia Tech Human Research Building rehabilitation, the Martin Luther King, Jr., Federal Building and the Ray Charles Performing Arts Center.

The Atlanta Business Chronicle noted, "The McCamish Pavilion renovation is an example of a project that respects the history of a structure, while making it more functional now and for the future."

"This renovation expands the arena while preserving the character of the original design by a significant Atlanta architect," said Jay Silverman, senior associate of Lord, Aeck & Sargent, Inc., and president of the American Institute of Architects of Atlanta. "It also responds to the character of a growing Georgia Tech campus."

ZELNAK CENTER / LUCK BUILDING



With an eye toward helping Georgia Tech's basketball teams with their practice scheduling and provide better resources for skill development, the Yellow Jackets utilized a former parking area to build a 20,000-square-foot basketball practice facility called the Zelnak Center.

Ground was broken for the facility in April of 2009, and the building opened in October of that year.

Spurred by a lead gift from Steve and Judy Zelnak, the facility was built at a cost of \$5 million and was built in a span of six months and opened in time for the beginning of pre-season practice in October of 2009. Zelnak is chairman, president and chief executive officer of Martin Marietta Materials in Raleigh, N.C., and a current member of the Georgia Tech Advisory Board.

The Zelnak Center is connected to the southeast side of the McCamish Pavilion and includes one full-size court with eight baskets, a 24-seat theater for video instruction and the 2,500-square-foot Robert A. Ancien Strength and Conditioning Center. Heery International was the architect for the project, and Gay Construction Company of Atlanta was the contractor.

The James K. Luck Building, which opened in 1987, is a two-story complex located adjacent to McCamish Pavilion and houses the Yellow Jackets' locker room, a brand-new game room, a reception area and offices for the Tech coaching staff.

The locker room underwent a major renovation this summer, and what formerly served as a weight room for the Yellow Jackets has been converted into a game room complete with flat screen televisions, table tennis and billiards.

Tech's Class of 1961 raised the money and led the effort to build the \$1 million annex in celebration of its 25th anniversary.

The building is named for Jim Luck, the late Tech assistant director of athletics who spearheaded construction of the facility. Luck, a Tech graduate and a member of the Institute's Sports Hall of Fame, served as an assistant football coach for 22 years and head baseball coach for 20 years before moving into administration.



STUDENT-ATHLETES & STAFF

| | |
|--|--------------|
| Brandon Alston | 12 |
| Jose Alvarado | 14 |
| Evan Cole | 15 |
| Abdoulaye Gueye | 16 |
| Curtis Haywood II | 18 |
| Evan Jester | 19 |
| Sylvester Ogbonda | 20 |
| Shembari Phillips | 22 |
| Malachi Rice/Avi Schafer | 24 |
| James Banks | 26 |
| Moses Wright | 25 |
| Alexander Abdy/Michael Devoe/Kristian Sjolund/Khalid Moore | 27 |
| Head coach Josh Pastner | 28-31 |
| Assistant coaches Reveno/Swartz/Wilkins | 32-33 |
| Support Staff | 33-34 |
| Director of Athletics Todd Stansbury | 35 |
| Institute President G.P. "Bud" Peterson | 36 |
| Faculty Athletics Representative Dr. Charles L. Isbell, Jr. | 36 |
| Athletic Administration | 35-36 |

STUDENT-ATHLETE PROFILES

BRANDON ALSTON

4

Guard • 6-5 • 203 • Vienna, Va. • Senior (graduate student) • Herndon HS/Lehigh

Career Notes

Graduate transfer who played two seasons at Lehigh and earned his undergraduate degree in three years ... One of two Jackets to see action in every game of the 2017-18 season, has one more year of eligibility ... Appeared in 62 games, starting 11, over his two seasons at Lehigh, averaging 5.8 points while shooting 42.5 percent from the floor, 35.5 percent from three-point range and 73.0 percent from the foul line ... Wore jersey No. 42 at Lehigh, No. 4 at Tech.



2017-18 (Georgia Tech)

Wing guard who played "Three-and-D" role, averaging 23.7 minutes per game for the season ... Averaged 5.4 points and 1.8 rebounds per game ... Started 19 games, including 12 ACC games ... Scored an ACC-season-best 13 at Boston College (6-8 FG), his highest scoring game since the third game of the season ... Finished regular season with 12 points (4-6 FG, two 3s) vs. Wake Forest ... Scored in double digits in his first three games in a Tech uniform, including a career-best 20 points against Texas-Rio Grande Valley (previous high was 18 three times at Lehigh) ... Scored 10 points with season-best four assists against Coppin State, playing many of his 38 minutes at point guard after Jose Alvarado left the game with an injury ... Solid free throw shooter, 70.7 percent on 58 attempts ... Lowest turnover rate among Tech guards (1.9 per 40 minutes) ... 30 assists/19 turnovers in ACC games ... Shot 35.6 percent from three-point range, fourth-best percentage among Tech's regulars.

2016-17 (Lehigh)

Strong season, finishing fifth on the Mountain Hawks in scoring average (6.7) while averaging 2.2 rebounds ... Played in all 32 games and started the last 10 ... Also added 37 assists and 13 steals ... Shot 45.6 percent from the field (78-of-171), including 35.2 percent from three-point range (19-of-54) ... Reached double-figure points on eight occasions ... Played in all 32 games with 10 starts, starting the final 10 games of the season ... The Mountain Hawks went 20-12 overall and 12-6 in the Patriot League (second place) ... Finished with nine points and two rebounds in the Patriot League championship game at Bucknell (3/8) ... Impressed in the semifinals at Boston University (3/5), tying a career-high 18 points on 6-of-11 shooting while adding five rebounds and two assists ... Tied a career-high 18 points on 7-of-14 shooting vs. Army West Point (2/25), adding five rebounds and a steal ... Made first start of the season at American (2/4), scoring six points while adding two rebounds and two steals ... Impressed at Colgate (1/25), scoring 10 points on 4-of-7 shooting, including 2-of-3 from the three-point line ... Scored 12 points, shooting 8-of-10 from the free throw line, while adding four rebounds and four assists vs. Cabrini (12/22) ... Strong effort at Arkansas State (11/27), scoring a season-high 12 points which all came in the game's final 3:27 ... Was 5-of-8 from the field while adding a career-high eight rebounds ... Knocked down his only field goal attempt in big win at Mississippi State (11/25) while adding a rebound and steal.

2014-15 (Lehigh)

Finished sixth on the Mountain Hawks in scoring (4.9 points per game) ... Also averaged 1.5 rebounds per game and dished 20 assists ... Played in all 30 games with one start ... Third on the Mountain Hawks in three-point field goal percentage (among those with at least one three-point attempt per game) ... Shot 14-of-39, 35.9 percent ... Scored three points in the Patriot League quarterfinals vs. American (3/5) ... Strong effort with 10 points on 4-of-8 shooting in the regular season finale at Colgate (2/28) ... Strong all-around game with 14 points (10 in the first half) and a career-high six rebounds vs. Navy (1/21) ... Posted 10 points on 4-of-6 shooting along with two rebounds at American (1/14) ... Finished with 12 points (all in the second half) on 5-of-7 shooting in the Patriot League opener vs. Colgate (12/31) ... Scored four points in big triple overtime win at Arizona State (12/20) ... Scored four points in big Thanksgiving Eve win at DePaul (11/26) ... Scored 16 points

on 4-of-8 shooting at Rider (11/21) ... Strong effort in home opener vs. Canisius (11/18), scoring 11 points while adding five rebounds and three assists.

High School

Wrapped up high school career at Herndon High School ... Scored 25 points in the Capital Classic All-Star Game (earned game MVP honors), which consists of the best players from the D.C./Maryland/Virginia area ... Also voted to play in the ASSISTS Tri-State All-American Game ... Scored 23 points in the District Championship to earn Player of the Game honors ... Voted onto the 6A North All-Tournament Team and eclipsed 1,000 career points ... Was the leading scorer for Middleburg Academy as a junior, averaging 16 points per game to lead a team of five averaging double figures ... Shot 47 percent from three-point range, recording 478 points, 151 rebounds and 49 steals ... Middleburg ended up advancing to the semifinals of states ... After the season, Alston was voted onto the DMV Elite All-Northern Virginia Team, playing for Boo Williams for a second straight summer and starting at shooting guard ... As a sophomore, Alston was the third leading scorer for Middleburg Academy, which advanced to the third round of the state tournament ... As a freshman, played junior varsity and varsity at Paul VI Catholic High School in Fairfax, Virginia.

Personal

Full name is Brandon Cole Alston ... Born May 10, 1995 in Washington, D.C. ... Son of Michael and Brenda Alston ... Father played football at VMI (2-time all-Southern Conference) ... Has one older brother, Chris, who played football at Columbia and Morehouse ... Began playing basketball at age 10, participating in an AAU program in Baltimore ... Graduated from Lehigh in three years with a bachelor's degree in economics, and is enrolled in the Masters economics program at Georgia Tech.

CAREER HIGHS

Points: 20, UTRGV -- 11/22/17
Rebounds: 6, UTRGV -- 11/22/17
Assists: 5, at Pittsburgh -- 1/13/18
Steals: 3, at Notre Dame -- 12/30/17
Blocks: 1, Wake Forest -- 3/3/18
FG made: 6, UTRGV -- 11/22/17; at Boston College -- 2/4/18
FG attempts: 11, Bethune-Cookman -- 11/19/17
3FG made: 3, Grambling State -- 12/1/17
3FG attempts: 4, Clemson -- 1/28/18; Grambling State -- 12/1/17; Coppin State -- 12/27/17
FT made: 7, Bethune-Cookman -- 11/19/17
FT attempts: 8, vs UCLA -- 11/11/17; UTRGV -- 11/22/17
Minutes: 38, Coppin State -- 12/27/17; Wake Forest -- 3/3/18

CAREER ACC HIGHS

Points: 13, at Boston College -- 2/4/18
Rebounds: 3, Syracuse -- 1/31/18; at Notre Dame -- 12/30/17
Assists: 5, at Pittsburgh -- 1/13/18
Steals: 3, at Notre Dame -- 12/30/17
Blocks: 1, Wake Forest -- 3/3/18
FG made: 6, at Boston College -- 2/4/18
FG attempts: 8, at Florida State -- 01/24/18; at Florida State -- 1/24/18; at Boston College -- 2/4/18
3FG made: 2, Clemson -- 1/28/18; Wake Forest -- 3/3/18
3FG attempts: 4, Clemson -- 1/28/18
FT made: 2, at Notre Dame -- 12/30/17; at Virginia -- 2/21/18; Wake Forest -- 3/3/18
FT attempts: 4, at Notre Dame -- 12/30/17; Wake Forest -- 3/3/18
Minutes: 38, Wake Forest -- 3/3/18

CAREER STATISTICS

| Year | GP | GS | MP | Avg | FG | FGA | Pct | 3FG | 3FGA | Pct | FT | FTA | Pct | Off | Def | Tot | Avg | PF | FO | Ast | TO | Blk | Stl | Pts | Avg |
|---------------|-----------|-----------|-------------|-------------|------------|------------|-------------|-----------|------------|-------------|------------|------------|-------------|-----|-----|------------|------------|----|----|------------|------------|----------|-----------|------------|------------|
| 2014-15 | 30 | 1 | 474 | 15.8 | 46 | 121 | .380 | 14 | 39 | .359 | 42 | 57 | .737 | | | 44 | 1.5 | | | 20 | 39 | 1 | 6 | 148 | 4.9 |
| 2015-16 | | | red-shirted | | | | | | | | | | | | | | | | | | | | | | |
| 2016-17 | 32 | 10 | 660 | 20.6 | 78 | 171 | .456 | 19 | 54 | .352 | 39 | 54 | .722 | | | 69 | 2.2 | | | 37 | 40 | 3 | 13 | 214 | 6.7 |
| 2017-18 | 32 | 19 | 758 | 23.7 | 56 | 150 | .373 | 21 | 59 | .356 | 41 | 58 | .707 | 18 | 39 | 57 | 1.8 | 48 | 1 | 50 | 36 | 1 | 11 | 174 | 5.4 |
| Totals | 94 | 30 | 1892 | 20.1 | 180 | 442 | .407 | 54 | 152 | .355 | 122 | 168 | .726 | | | 170 | 1.8 | | | 107 | 115 | 5 | 30 | 536 | 5.7 |

CAREER STATISTICS - ACC GAMES

| Year | GP | GS | MP | Avg | FG | FGA | Pct | 3FG | 3FGA | Pct | FT | FTA | Pct | Off | Def | Tot | Avg | PF | FO | Ast | TO | Blk | Stl | Pts | Avg |
|--------------|-----------|-----------|------------|-------------|-----------|-----------|-------------|-----------|-----------|-------------|-----------|-----------|-------------|----------|-----------|-----------|------------|-----------|----------|-----------|-----------|----------|-----------|-----------|------------|
| 2017-18 | 18 | 12 | 409 | 22.7 | 33 | 81 | .407 | 10 | 33 | .303 | 10 | 20 | .500 | 8 | 18 | 26 | 1.4 | 24 | 0 | 30 | 19 | 1 | 10 | 86 | 4.8 |
| TOTAL | 18 | 12 | 409 | 22.7 | 33 | 81 | .407 | 10 | 33 | .303 | 10 | 20 | .500 | 8 | 18 | 26 | 1.4 | 24 | 0 | 30 | 19 | 1 | 10 | 86 | 4.8 |


STUDENT-ATHLETE PROFILES

ALSTON GAME-BY-GAME STATISTICS

| 2014-15 (at Lehigh).....Min | FG-A | 3FG-A | FT-A | O-D-T | Avg | PF | A | TO | Blk | Stl | Pts | Avg |
|-----------------------------|------|-------|------|-------|-----|----|---|----|-----|-----|-----|-----|
| at Villanova.....5 | 0-0 | 0-0 | 0-0 | 0-0-0 | 0.0 | 1 | 0 | 0 | 0 | 0 | 0 | 0.0 |
| CANISIUS.....26 | 3-7 | 1-3 | 4-5 | 0-5-5 | 2.5 | 3 | 3 | 1 | 0 | 11 | 5.5 | |
| at Rider.....30 | 4-8 | 2-4 | 6-6 | 1-0-1 | 2.0 | 1 | 1 | 1 | 0 | 0 | 16 | 9.0 |
| COLUMBIA.....18 | 1-5 | 0-2 | 0-1 | 1-2-3 | 2.3 | 1 | 0 | 0 | 0 | 0 | 2 | 7.3 |
| at DePaul*.....22 | 1-5 | 0-2 | 2-2 | 0-1-1 | 2.0 | 4 | 1 | 3 | 0 | 1 | 4 | 6.6 |
| PENN STATE MONT ALTO.....15 | 4-6 | 0-1 | 2-3 | 0-0-0 | 1.7 | 1 | 0 | 1 | 0 | 0 | 10 | 7.2 |
| SAINT FRANCIS (Pa.).....16 | 2-4 | 1-2 | 4-6 | 1-1-2 | 1.7 | 1 | 0 | 2 | 0 | 0 | 9 | 7.4 |
| at LIU Brooklyn.....14 | 1-3 | 1-2 | 0-0 | 0-1-1 | 1.6 | 2 | 1 | 4 | 0 | 0 | 3 | 6.9 |
| at Quinnipiac.....15 | 0-3 | 0-0 | 3-4 | 1-3-4 | 1.9 | 1 | 1 | 1 | 0 | 0 | 3 | 6.4 |
| at Arizona State.....10 | 1-2 | 1-1 | 1-2 | 0-1-1 | 1.8 | 1 | 0 | 1 | 0 | 0 | 4 | 6.2 |
| at UMBC.....9 | 1-1 | 1-1 | 2-2 | 0-0-0 | 1.6 | 4 | 0 | 0 | 0 | 1 | 5 | 6.1 |
| COLGATE.....20 | 5-7 | 1-1 | 1-1 | 0-2-2 | 1.7 | 4 | 1 | 3 | 0 | 0 | 12 | 6.6 |
| at Boston University.....14 | 1-5 | 1-1 | 2-2 | 0-0-0 | 1.5 | 0 | 0 | 2 | 0 | 1 | 5 | 6.5 |
| at Army.....10 | 0-4 | 0-1 | 0-0 | 0-2-2 | 1.6 | 1 | 0 | 2 | 0 | 0 | 0 | 6.0 |
| LOYOLA MARYLAND.....6 | 1-2 | 0-1 | 0-0 | 1-0-1 | 1.5 | 0 | 0 | 3 | 0 | 0 | 2 | 5.7 |
| at American.....25 | 4-6 | 1-1 | 1-2 | 2-0-2 | 1.6 | 3 | 0 | 2 | 0 | 1 | 10 | 6.0 |
| HOLY CROSS.....19 | 1-5 | 0-1 | 2-4 | 3-1-4 | 1.7 | 1 | 0 | 2 | 0 | 0 | 4 | 5.9 |
| NAVY.....27 | 5-8 | 3-4 | 1-2 | 0-6-6 | 1.9 | 1 | 1 | 1 | 0 | 0 | 14 | 6.3 |
| at Lafayette.....20 | 3-6 | 1-2 | 3-3 | 0-1-1 | 1.9 | 3 | 2 | 2 | 0 | 0 | 10 | 6.5 |
| at Bucknell.....22 | 0-2 | 0-0 | 0-0 | 0-0-0 | 1.8 | 0 | 0 | 0 | 0 | 0 | 0 | 6.2 |
| BOSTON UNIVERSITY.....21 | 1-6 | 0-1 | 2-5 | 0-1-1 | 1.8 | 1 | 0 | 1 | 0 | 0 | 4 | 6.1 |
| ARMY.....7 | 0-1 | 0-1 | 0-0 | 0-0-0 | 1.7 | 1 | 0 | 0 | 0 | 0 | 0 | 5.8 |
| at Loyola.....17 | 0-2 | 0-0 | 2-2 | 1-1-2 | 1.7 | 4 | 3 | 2 | 0 | 1 | 2 | 5.7 |
| AMERICAN.....9 | 0-0 | 0-0 | 1-2 | 0-0-0 | 1.6 | 1 | 3 | 0 | 0 | 0 | 1 | 5.5 |
| at Holy Cross.....11 | 1-7 | 0-3 | 0-0 | 0-2-2 | 1.6 | 3 | 0 | 0 | 0 | 0 | 2 | 5.3 |
| at Navy.....12 | 0-2 | 0-1 | 0-0 | 0-0-0 | 1.6 | 0 | 0 | 0 | 0 | 0 | 0 | 5.1 |
| LAFAYETTE.....4 | 0-0 | 0-0 | 0-0 | 0-0-0 | 1.5 | 1 | 0 | 0 | 0 | 0 | 0 | 4.9 |
| BUCKNELL.....20 | 1-5 | 0-1 | 0-0 | 1-2-3 | 1.6 | 0 | 3 | 0 | 0 | 0 | 2 | 4.8 |
| at Colgate.....20 | 4-8 | 0-2 | 2-2 | 0-0-0 | 1.5 | 0 | 0 | 1 | 0 | 1 | 10 | 5.0 |
| AMERICAN.....10 | 1-1 | 0-0 | 1-1 | 0-0-0 | 1.5 | 1 | 0 | 2 | 0 | 0 | 3 | 4.9 |

| 2016-17 (at Lehigh).....Min | FG-A | 3FG-A | FT-A | O-D-T | Avg | PF | A | TO | Blk | Stl | Pts | Avg |
|------------------------------|------|-------|------|-------|-----|----|---|----|-----|-----|-----|-----|
| at Xavier.....17 | 3-5 | 2-3 | 1-1 | 1-1-2 | 2.0 | 4 | 1 | 3 | 0 | 1 | 9 | 9.0 |
| at Yale.....20 | 0-3 | 0-0 | 0-0 | 0-1-1 | 1.5 | 2 | 0 | 0 | 0 | 0 | 0 | 4.5 |
| PRINCETON.....27 | 1-5 | 1-2 | 0-0 | 0-2-2 | 1.7 | 3 | 2 | 2 | 0 | 1 | 3 | 4.0 |
| at Mississippi State.....12 | 1-1 | 0-0 | 0-0 | 0-1-1 | 1.5 | 1 | 0 | 1 | 0 | 1 | 2 | 3.5 |
| at Arkansas State.....20 | 5-8 | 1-2 | 1-2 | 2-6-8 | 2.8 | 3 | 0 | 3 | 0 | 0 | 12 | 5.2 |
| at LaSalle.....30 | 7-9 | 3-4 | 1-3 | 0-1-1 | 2.5 | 3 | 2 | 0 | 0 | 1 | 18 | 7.3 |
| ROBERT MORRIS.....20 | 1-3 | 0-2 | 4-4 | 0-0-0 | 2.1 | 0 | 0 | 1 | 0 | 0 | 6 | 7.1 |
| at Stony Brook.....21 | 0-1 | 0-1 | 0-0 | 0-2-2 | 2.1 | 3 | 1 | 2 | 0 | 0 | 0 | 6.3 |
| at Mount St. Mary's.....17 | 1-4 | 1-3 | 0-0 | 0-4-4 | 2.3 | 2 | 0 | 1 | 0 | 1 | 3 | 5.9 |
| SAINT FRANCIS (Pa.).....16 | 0-4 | 0-2 | 0-0 | 2-3-5 | 2.6 | 0 | 4 | 2 | 0 | 1 | 0 | 5.3 |
| CABRINI.....28 | 2-9 | 0-3 | 8-10 | 1-3-4 | 2.7 | 2 | 4 | 1 | 0 | 0 | 12 | 5.9 |
| at Army.....7 | 1-2 | 0-0 | 1-1 | 0-1-1 | 2.6 | 3 | 0 | 1 | 0 | 0 | 3 | 5.7 |
| at Boston University.....16 | 1-6 | 1-5 | 2-3 | 2-0-2 | 2.5 | 3 | 2 | 0 | 0 | 1 | 5 | 5.6 |
| LOYOLA MARYLAND.....10 | 1-3 | 1-3 | 0-0 | 0-0-0 | 2.4 | 3 | 0 | 2 | 0 | 0 | 3 | 5.4 |
| AMERICAN.....9 | 1-1 | 1-1 | 0-0 | 0-0-0 | 2.2 | 1 | 1 | 0 | 0 | 0 | 3 | 5.3 |
| at Bucknell.....19 | 4-5 | 0-0 | 0-1 | 0-5-5 | 2.4 | 0 | 1 | 1 | 0 | 0 | 8 | 5.4 |
| HOLY CROSS.....14 | 1-2 | 0-0 | 0-0 | 0-1-1 | 2.3 | 1 | 2 | 3 | 0 | 0 | 2 | 5.2 |
| at Navy.....28 | 2-3 | 0-0 | 4-8 | 0-1-1 | 2.2 | 3 | 3 | 1 | 0 | 0 | 8 | 5.4 |
| LAFAYETTE.....6 | 1-4 | 0-0 | 0-0 | 0-0-0 | 2.1 | 0 | 0 | 0 | 0 | 0 | 0 | 5.2 |
| at Colgate.....28 | 4-7 | 2-3 | 0-1 | 0-1-1 | 2.1 | 1 | 1 | 0 | 1 | 1 | 10 | 5.5 |
| BOSTON UNIVERSITY.....15 | 2-4 | 0-1 | 1-1 | 0-0-0 | 2.0 | 2 | 0 | 1 | 0 | 0 | 5 | 5.4 |
| at Loyola Maryland.....33 | 6-10 | 0-1 | 2-3 | 1-2-3 | 2.0 | 2 | 1 | 1 | 0 | 1 | 14 | 5.8 |
| at American*.....21 | 2-6 | 0-1 | 2-2 | 0-2-2 | 2.0 | 2 | 0 | 2 | 0 | 2 | 6 | 5.8 |
| BUCKNELL*.....23 | 3-5 | 0-1 | 1-1 | 1-3-4 | 2.1 | 2 | 1 | 3 | 2 | 0 | 7 | 5.9 |
| at Holy Cross*.....18 | 0-2 | 0-1 | 0-0 | 0-0-0 | 2.0 | 5 | 0 | 2 | 0 | 0 | 0 | 5.6 |
| NAVY*.....25 | 4-5 | 1-1 | 1-2 | 2-3-5 | 2.1 | 0 | 2 | 1 | 0 | 0 | 10 | 5.8 |
| at Lafayette*.....19 | 1-6 | 0-0 | 2-2 | 1-1-2 | 2.1 | 5 | 1 | 0 | 0 | 0 | 4 | 5.7 |
| COLGATE*.....18 | 4-8 | 1-2 | 0-0 | 0-0-0 | 2.0 | 2 | 2 | 0 | 0 | 0 | 9 | 5.9 |
| ARMY*.....24 | 7-14 | 3-6 | 1-1 | 1-4-5 | 2.1 | 4 | 0 | 1 | 0 | 1 | 18 | 6.3 |
| COLGATE*.....24 | 2-4 | 0-1 | 1-1 | 0-0-0 | 2.1 | 0 | 2 | 3 | 0 | 0 | 5 | 6.2 |
| at Boston University*.....42 | 6-11 | 0-1 | 6-7 | 1-4-5 | 2.2 | 4 | 2 | 2 | 0 | 0 | 18 | 6.6 |
| at Bucknell*.....33 | 4-11 | 1-4 | 0-0 | 0-2-2 | 2.2 | 1 | 2 | 0 | 0 | 1 | 9 | 6.7 |

| 2017-18.....Date | GS | Min | FG | FGA | Pct | 3FG | FGA | Pct | FT | FTA | Pct | OR | DR | Tot | Avg | PFFO | A | TO | Blk | Stl | Pts | Avg | |
|-------------------------------|----|-----|----|-----|------|-----|-----|------|----|-----|-------|----|----|-----|-----|------|---|----|-----|-----|-----|------|------|
| vs UCLA.....11/11/17 | * | 24 | 2 | 9 | 222 | 0 | 3 | 000 | 6 | 8 | .750 | 2 | 2 | 4 | 4.0 | 3 | 0 | 2 | 6 | 0 | 0 | 10 | 10.0 |
| BETHUNE-COOKMAN.....11/19/17 | * | 36 | 3 | 11 | 273 | 1 | 3 | 333 | 7 | 7 | 1000 | 2 | 3 | 5 | 4.5 | 0 | 2 | 1 | 0 | 0 | 14 | 12.0 | |
| UTRGV.....11/22/17 | * | 36 | 6 | 9 | 667 | 2 | 3 | 667 | 6 | 8 | .750 | 0 | 6 | 6 | 5.0 | 1 | 0 | 1 | 0 | 0 | 20 | 14.7 | |
| NORTH TEXAS.....11/24/17 | * | 37 | 0 | 6 | 000 | 0 | 2 | 000 | 0 | 0 | 000 | 0 | 2 | 2 | 4.3 | 2 | 0 | 2 | 1 | 0 | 0 | 11.0 | |
| NORTHWESTERN.....11/28/17 | * | 14 | 0 | 3 | 000 | 0 | 0 | 000 | 1 | 2 | 500 | 1 | 0 | 1 | 3.6 | 0 | 0 | 1 | 0 | 0 | 1 | 9.0 | |
| GRAMBLING STATE.....12/1/17 | * | 20 | 3 | 5 | 600 | 3 | 4 | .750 | 0 | 0 | 000 | 2 | 0 | 2 | 3.3 | 1 | 0 | 1 | 0 | 0 | 9 | 9.0 | |
| TENNESSEE.....12/3/17 | * | 15 | 0 | 1 | 000 | 0 | 0 | 000 | 0 | 0 | 000 | 0 | 0 | 0 | 2.9 | 4 | 0 | 0 | 0 | 0 | 0 | 7.7 | |
| at Wofford.....12/06/17 | * | 14 | 0 | 1 | 000 | 0 | 1 | 000 | 2 | 2 | 1000 | 1 | 2 | 3 | 2.9 | 2 | 0 | 1 | 1 | 0 | 2 | 7.0 | |
| FLORIDA A&M.....12/17/17 | * | 25 | 4 | 7 | 571 | 1 | 2 | 500 | 0 | 0 | 000 | 2 | 0 | 2 | 2.8 | 1 | 0 | 2 | 2 | 0 | 0 | 9.7 | |
| at Georgia.....12/19/17 | * | 15 | 0 | 2 | 000 | 0 | 0 | 000 | 0 | 0 | 000 | 0 | 0 | 0 | 2.5 | 2 | 0 | 0 | 0 | 0 | 0 | 6.5 | |
| WRIGHT STATE.....12/22/17 | * | 20 | 1 | 2 | 500 | 1 | 2 | 500 | 2 | 2 | 1000 | 0 | 2 | 2 | 2.5 | 3 | 0 | 2 | 2 | 0 | 5 | 6.4 | |
| COPPIN STATE.....12/27/17 | * | 38 | 2 | 7 | 286 | 2 | 4 | 500 | 4 | 5 | 800 | 0 | 1 | 1 | 2.3 | 0 | 0 | 4 | 1 | 0 | 0 | 10.7 | |
| at Notre Dame.....12/30/17 | * | 29 | 1 | 4 | 250 | 0 | 1 | 000 | 2 | 4 | 500 | 0 | 3 | 3 | 2.4 | 1 | 0 | 4 | 0 | 0 | 3 | 6.5 | |
| MIAMI.....1/3/18 | * | 29 | 2 | 5 | 400 | 0 | 2 | 000 | 1 | 2 | 500 | 1 | 0 | 1 | 2.3 | 1 | 0 | 2 | 1 | 0 | 1 | 5.4 | |
| YALE.....1/6/18 | * | 27 | 0 | 2 | 000 | 0 | 1 | 000 | 2 | 3 | 667 | 0 | 0 | 0 | 2.1 | 0 | 0 | 1 | 0 | 0 | 0 | 2.6 | |
| NOTRE DAME.....1/10/18 | * | 12 | 2 | 4 | 500 | 1 | 1 | 1000 | 0 | 0 | 000 | 0 | 1 | 1 | 2.1 | 0 | 0 | 0 | 1 | 0 | 0 | 5.0 | |
| at Pittsburgh.....1/13/18 | * | 19 | 2 | 7 | 286 | 1 | 3 | 333 | 0 | 0 | 000 | 2 | 0 | 2 | 2.1 | 2 | 0 | 5 | 1 | 0 | 0 | 5.9 | |
| VIRGINIA.....1/18/18 | * | 14 | 0 | 0 | 000 | 0 | 0 | 000 | 1 | 2 | 500 | 0 | 2 | 2 | 2.1 | 1 | 0 | 1 | 2 | 0 | 0 | 1.7 | |
| at North Carolina.....1/20/18 | * | 17 | 0 | 1 | 000 | 0 | 1 | 000 | 0 | 0 | 000 | 0 | 0 | 0 | 1.9 | 2 | 0 | 0 | 1 | 0 | 0 | 0.4 | |
| at Florida State.....1/24/18 | * | 17 | 3 | 8 | 375 | 0 | 2 | 000 | 1 | 2 | 500 | 0 | 1 | 1 | 1.9 | 0 | 0 | 1 | 0 | 0 | 1 | 7.5 | |
| CLEMSON.....1/28/18 | * | 27 | 2 | 5 | 400 | 2 | 4 | 500 | 0 | 0 | 000 | 0 | 0 | 0 | 1.8 | 0 | 0 | 2 | 1 | 0 | 0 | 6.5 | |
| SYRACUSE.....1/31/18 | * | 27 | 2 | 7 | 286 | 0 | 2 | 000 | 0 | 0 | 000 | 0 | 3 | 3 | 1.9 | 2 | 0 | 3 | 1 | 0 | 0 | 4.4 | |
| at Boston College.....2/4/18 | * | 31 | 6 | 8 | 750 | 1 | 2 | 500 | 0 | 0 | 000 | 0 | 1 | 1 | 1.8 | 3 | 0 | 1 | 0 | 0 | 1 | 13.7 | |
| at Louisville.....2/8/18 | * | 14 | 1 | 4 | 250 | 0 | 1 | 000 | 0 | 0 | 000 | 0 | 1 | 1 | 1.8 | 1 | 0 | 1 | 4 | 0 | 1 | 2.6 | |
| DUKE.....2/11/18 | * | 21 | 2 | 5 | 400 | 1 | 3 | 333 | 1 | 1 | 1000 | 0 | 1 | 1 | 1.8 | 1 | 0 | 1 | 1 | 0 | 0 | 6.6 | |
| at Wake Forest.....2/14/18 | * | 18 | 1 | 2 | 500 | 0 | 1 | 000 | 0 | 0 | 000 | 1 | 1 | 2 | 1.8 | 4 | 0 | 0 | 2 | 0 | 0 | 2.5 | |
| VIRGINIA TECH.....2/17/18 | * | 21 | 0 | 4 | 000 | 0 | 3 | 000 | 0 | 2 | 000 | 2 | 0 | 2 | 1.8 | 1 | 0 | 4 | 1 | 0 | 1 | 0.3 | |
| at Virginia.....2/21/18 | * | 27 | 1 | 4 | 250 | 0 | 1 | 000 | 2 | 2 | 1000 | 1 | 1 | 2 | 1.8 | 2 | 0 | 2 | 1 | 0 | 1 | 4.2 | |
| at Clemson.....2/24/18 | * | 21 | 1 | 3 | 333 | 1 | 2 | 500 | 0 | 0 | 000 | 0 | 1 | 1 | 1.8 | 3 | 0 | 0 | 1 | 0 | 1 | 3.1 | |
| NC STATE.....3/1/18 | * | 27 | 3 | 4 | .750 | 1 | 1 | 1000 | 0 | 1 | 000 | 0 | 1 | 1 | 1.7 | 0 | 0 | 3 | 0 | 0 | 7 | 5.2 | |
| WAKE FOREST.....3/3/18 | * | 38 | 4 | 6 | 667 | 2 | 3 | 667 | 2 | 4 | 500 | 1 | 1 | 2 | 1.7 | 0 | 0 | 0 | 1 | 1 | 0 | 12.4 | |
| vs Boston College.....3/6/18 | * | 28 | 2 | 4 | 500 | 1 | 1 | 1000 | 0 | 3 | 1,800 | 0 | 3 | 3 | 1.8 | 5 | 1 | 2 | 0 | 0 | 0 | 6.4 | |
| Totals..... | 19 | 758 | 56 | 150 | .373 | 21 | 59 | .356 | 41 | 58 | .707 | 18 | 39 | 57 | 18 | 48 | 1 | 50 | 36 | 1 | 11 | 174 | 5.4 |



STUDENT-ATHLETE PROFILES

JOSE ALVARADO

Guard • 6-0 • 176 • Sophomore • Brooklyn, N.Y. • Christ the King HS

Career Notes

Tough, gritty, high motor point guard who became an ironman running the Jackets' offense until suffering a dislocated left elbow 12 minutes into Tech's Feb. 11 game against Duke ... Sidelined the remainder of the season and underwent surgery to repair the injury ... Three-star prospect out of high school who was ranked the No. 9 player in the state of New York and No. 33 in the nation at his position by ESPN ... Follows a pair of legendary New York point guards into the Tech program -- Kenny Anderson (1989-91) and Stephon Marbury (1995-96).



2017-18

Had started every game as Tech's primary point guard, ranking fourth in the ACC at 39.2 minutes per game in conference play prior to his injury ... Ranked fourth among freshmen nationwide in overall minutes per game (35.9) and percentage of minutes played (89.3) ... Logged eight complete games (seven in ACC play), including all 45 minutes in Tech's OT loss at Boston College ... Ranked fourth in the ACC in steals (1.8 per game), No. 1 among freshmen at time of injury ... Had team-high 3.1 assists per game ... Third on Tech's scoring chart at 12.1 points per game, 10.2 per game against the ACC ... Ranked fifth among ACC freshmen in scoring, fourth in assists ... Eleven double-figure games in the last 16, 16 altogether as a freshman ... Averaged 13.2 ppg in last six games (27-61 FG, 14-31 on threes) prior to Duke ... Topped 20 points four times (22 vs. Grambling State, 23 vs. Wright State, 23 vs. Yale, 23 at Florida State) ... Shot the ball well from three-point range (37 pct.), knocking down four threes in a game four times, including at North Carolina and Florida State ... Excellent at the foul line (80.2 percent on 81 attempts, third on the team in both) ... Snared season high of seven rebounds three times

High School

Named New York City Catholic League player of the year as a junior in 2015-16, led Christ the King, the No. 19 team in the nation entering the 2016-17 season, to the New York City title twice ... Averaged 17 points and 6.5 assists per game as a junior ... Posted the first quadruple-double in school history (18 points, 10 rebounds, 10 assists, 10 steals) ... Led his AAU team, the New York Rens, to the Peach Jam quarterfinals in the summer of 2016, averaging 11 points and five assists.

Personal

Full name is Jose Alvarado ... Born April 12, 1998 in Brooklyn ... Son of Jose and Odilian Alvarado ... Has a younger brother, Jeremy ... Began playing basketball at age 9 ... Enjoys listening to music ... Enrolled in Literature, Media and Communications program at Tech.



CAREER HIGHS

Points: 23, at Florida State -- 01/24/18 ; Yale -- 1/6/18 ; Wright State -- 12/22/17
Rebounds: 7, vs UCLA -- 11/11/17 ; North Texas -- 11/24/17 ; Tennessee -- 12/3/17
Assists: 7, Florida A&M -- 12/17/17
Steals: 4, Syracuse -- 1/31/18
Blocks: 2, Miami -- 1/3/18
FG made: 8, at Florida State -- 1/24/18
FG attempts: 18, at Florida State -- 1/24/18
3FG made: 4, 4 times
3FG attempts: 10, Grambling State -- 12/1/17
FT made: 8, Bethune-Cookman -- 11/19/17 ; Wright State -- 12/22/17
FT attempts: 10, Bethune-Cookman -- 11/19/17 ; Wright State -- 12/22/17
Minutes: 45 (ot), at Boston College -- 2/4/18 ; 40 (regulation), 7 times

CAREER ACC HIGHS

Points: 23, at Florida State -- 1/24/18
Rebounds: 6, Virginia -- 1/18/18
Assists: 5, Virginia -- 1/18/18 ; Clemson -- 1/28/18 ; Syracuse -- 1/31/18
Steals: 4, Syracuse -- 1/31/18
Blocks: 2, Miami -- 1/3/18
FG made: 8, at Florida State -- 1/24/18
FG attempts: 18, at Florida State -- 1/24/18
3FG made: 4, 4 times
3FG attempts: 9, at Florida State -- 1/24/18
FT made: 4, Clemson -- 1/28/18
FT attempts: 5, at Florida State -- 1/24/18 ; Clemson -- 1/28/18
Minutes: 45 (ot), at Boston College -- 2/4/18 ; 40 (regulation), 7 times

ALVARADO GAME-BY-GAME STATISTICS

| Opponent | Date | GS | Min | FG | FGA | Pct | 3FG | FGA | Pct | FT | FTA | Pct | OR | DR | Tot | Avg | PFFO | A | TO | Blk | Stl | Pts | Avg | | |
|-------------------|----------|-----|-----|-----|-----|------|------|-----|------|------|-----|-------|------|----|-----|-----|------|----|----|-----|-----|-----|------|------|------|
| vs UCLA | 11/11/17 | * | 28 | 4 | 8 | .500 | 2 | 5 | .400 | 2 | 2 | 1.000 | 1 | 6 | 7 | 7.0 | 3 | 0 | 0 | 0 | 2 | 12 | 12.0 | | |
| BETHUNE-COOKMAN | 11/19/17 | * | 39 | 5 | 11 | .455 | 0 | 3 | .000 | 8 | 10 | .800 | 2 | 4 | 6 | 6.5 | 3 | 0 | 5 | 3 | 0 | 1 | 18 | 15.0 | |
| UTRGV | 11/22/17 | * | 28 | 4 | 6 | .667 | 0 | 2 | .000 | 0 | 1 | .000 | 0 | 3 | 3 | 5.3 | 4 | 0 | 6 | 3 | 0 | 2 | 8 | 12.7 | |
| NORTH TEXAS | 11/24/17 | * | 39 | 7 | 9 | .778 | 2 | 4 | .500 | 3 | 3 | 1.000 | 0 | 7 | 7 | 5.8 | 2 | 0 | 4 | 1 | 0 | 3 | 19 | 14.3 | |
| NORTHWESTERN | 11/28/17 | * | 35 | 3 | 10 | .300 | 1 | 5 | .200 | 2 | 3 | .667 | 0 | 3 | 3 | 5.2 | 1 | 0 | 4 | 2 | 0 | 1 | 9 | 13.2 | |
| GRAMBLING STATE | 12/1/17 | * | 30 | 6 | 12 | .500 | 4 | 10 | .400 | 6 | 7 | .857 | 0 | 1 | 1 | 4.5 | 3 | 0 | 4 | 1 | 0 | 3 | 22 | 14.7 | |
| TENNESSEE | 12/3/17 | * | 35 | 4 | 15 | .267 | 3 | 6 | .500 | 3 | 4 | .750 | 3 | 4 | 7 | 4.9 | 4 | 0 | 1 | 2 | 0 | 2 | 14 | 14.6 | |
| at Wofford | 12/06/17 | * | 40 | 3 | 7 | .429 | 3 | 4 | .750 | 0 | 0 | .000 | 1 | 5 | 6 | 5.0 | 3 | 0 | 2 | 4 | 0 | 1 | 9 | 13.9 | |
| FLORIDA A&M | 12/17/17 | * | 26 | 0 | 4 | .000 | 0 | 1 | .000 | 4 | 4 | 1.000 | 0 | 5 | 5 | 5.0 | 3 | 0 | 7 | 1 | 0 | 3 | 4 | 12.8 | |
| at Georgia | 12/19/17 | * | 33 | 5 | 9 | .556 | 0 | 4 | .000 | 2 | 2 | 1.000 | 1 | 2 | 3 | 4.8 | 3 | 0 | 2 | 3 | 0 | 3 | 12 | 12.7 | |
| WRIGHT STATE | 12/22/17 | * | 37 | 7 | 14 | .500 | 1 | 5 | .200 | 8 | 10 | .800 | 2 | 2 | 4 | 4.7 | 3 | 0 | 3 | 3 | 0 | 2 | 23 | 13.6 | |
| COPPIN STATE | 12/27/17 | * | 22 | 3 | 5 | .600 | 0 | 1 | .000 | 2 | 2 | 1.000 | 0 | 3 | 3 | 4.6 | 0 | 0 | 0 | 1 | 0 | 1 | 8 | 13.2 | |
| at Notre Dame | 12/30/17 | * | 40 | 4 | 8 | .500 | 2 | 6 | .333 | 1 | 2 | .500 | 0 | 1 | 1 | 4.3 | 0 | 0 | 1 | 1 | 0 | 1 | 11 | 13.0 | |
| MIAMI | 1/3/18 | * | 39 | 5 | 9 | .556 | 0 | 1 | .000 | 2 | 2 | 1.000 | 0 | 3 | 3 | 4.2 | 3 | 0 | 0 | 7 | 2 | 2 | 12 | 12.9 | |
| YALE | 1/6/18 | * | 38 | 6 | 12 | .500 | 4 | 7 | .571 | 7 | 7 | 1.000 | 2 | 4 | 6 | 4.3 | 1 | 0 | 4 | 0 | 0 | 0 | 23 | 13.6 | |
| NOTRE DAME | 1/10/18 | * | 40 | 2 | 6 | .333 | 1 | 4 | .250 | 1 | 1 | 1.000 | 0 | 2 | 2 | 4.2 | 1 | 0 | 4 | 4 | 0 | 1 | 6 | 13.1 | |
| at Pittsburgh | 1/13/18 | * | 35 | 3 | 7 | .429 | 2 | 6 | .333 | 2 | 3 | .667 | 0 | 3 | 3 | 4.1 | 2 | 0 | 1 | 0 | 0 | 1 | 10 | 12.9 | |
| VIRGINIA | 1/18/18 | * | 40 | 1 | 7 | .143 | 1 | 2 | .500 | 1 | 2 | .500 | 1 | 5 | 6 | 4.2 | 1 | 0 | 5 | 3 | 0 | 3 | 4 | 12.4 | |
| at North Carolina | 1/20/18 | * | 37 | 6 | 11 | .545 | 4 | 7 | .571 | 1 | 2 | .500 | 1 | 2 | 3 | 4.2 | 5 | 1 | 2 | 3 | 0 | 0 | 17 | 12.7 | |
| at Florida State | 1/24/18 | * | 36 | 8 | 18 | .444 | 4 | 9 | .444 | 3 | 5 | .600 | 0 | 1 | 1 | 4.0 | 4 | 0 | 1 | 4 | 0 | 2 | 23 | 13.2 | |
| CLEMSON | 1/28/18 | * | 40 | 3 | 6 | .500 | 1 | 2 | .500 | 4 | 5 | .800 | 0 | 3 | 3 | 4.0 | 1 | 0 | 5 | 2 | 0 | 2 | 11 | 13.1 | |
| SYRACUSE | 1/31/18 | * | 40 | 1 | 8 | .125 | 1 | 4 | .250 | 2 | 3 | .667 | 0 | 4 | 4 | 4.0 | 3 | 0 | 5 | 1 | 0 | 4 | 5 | 12.7 | |
| at Boston College | 2/4/18 | * | 45 | 5 | 12 | .417 | 2 | 6 | .333 | 0 | 0 | .000 | 0 | 2 | 2 | 3.9 | 4 | 0 | 4 | 4 | 0 | 3 | 12 | 12.7 | |
| at Louisville | 2/8/18 | * | 40 | 4 | 6 | .667 | 2 | 3 | .667 | 1 | 1 | 1.000 | 1 | 3 | 4 | 3.9 | 1 | 0 | 4 | 3 | 0 | 0 | 11 | 12.6 | |
| DUKE | 2/11/18 | * | 12 | 0 | 1 | .000 | 0 | 1 | .000 | 0 | 0 | .000 | 0 | 0 | 0 | 3.7 | 2 | 0 | 0 | 3 | 0 | 0 | 0 | 12.1 | |
| at Wake Forest | 2/14/18 | DNP | | | | | | | | | | | | | | | | | | | | | | | |
| VIRGINIA TECH | 2/17/18 | DNP | | | | | | | | | | | | | | | | | | | | | | | |
| at Virginia | 2/21/18 | DNP | | | | | | | | | | | | | | | | | | | | | | | |
| at Clemson | 2/24/18 | DNP | | | | | | | | | | | | | | | | | | | | | | | |
| NC STATE | 3/1/18 | DNP | | | | | | | | | | | | | | | | | | | | | | | |
| WAKE FOREST | 3/3/18 | DNP | | | | | | | | | | | | | | | | | | | | | | | |
| vs Boston College | 3/6/18 | DNP | | | | | | | | | | | | | | | | | | | | | | | |
| Totals | | | 25 | 874 | 99 | 221 | .448 | 40 | 108 | .370 | 65 | 81 | .802 | 15 | 78 | 93 | 3.7 | 60 | 1 | 77 | 59 | 2 | 43 | 303 | 12.1 |

CAREER STATISTICS

| Year | GP | GS | MP | Avg | FG | FGA | Pct | 3FG | 3FGA | Pct | FT | FTA | Pct | Off | Def | Tot | Avg | PF | FO | Ast | TO | Blk | Stl | Pts | Avg |
|---------|----|----|-----|------|----|-----|------|-----|------|------|----|-----|------|-----|-----|-----|-----|----|----|-----|----|-----|-----|-----|------|
| 2017-18 | 25 | 25 | 874 | 35.0 | 99 | 221 | .448 | 40 | 108 | .370 | 65 | 81 | .802 | 15 | 78 | 93 | 3.7 | 60 | 1 | 77 | 59 | 2 | 43 | 303 | 12.1 |
| TOTAL | 25 | 25 | 874 | 35.0 | 99 | 221 | .448 | 40 | 108 | .370 | 65 | 81 | .802 | 15 | 78 | 93 | 3.7 | 60 | 1 | 77 | 59 | 2 | 43 | 303 | 12.1 |

CAREER STATISTICS - ACC GAMES

| Year | GP | GS | MP | Avg | FG | FGA | Pct | 3FG | 3FGA | Pct | FT | FTA | Pct | Off | Def | Tot | Avg | PF | FO | Ast | TO | Blk | Stl | Pts | Avg |
|---------|----|----|-----|------|----|-----|------|-----|------|------|----|-----|------|-----|-----|-----|-----|----|----|-----|----|-----|-----|-----|------|
| 2017-18 | 12 | 12 | 444 | 37.0 | 42 | 99 | .424 | 20 | 51 | .392 | 18 | 26 | .692 | 3 | 29 | 32 | 2.7 | 27 | 1 | 32 | 35 | 2 | 19 | 122 | 10.2 |
| TOTAL | 12 | 12 | 444 | 37.0 | 42 | 99 | .424 | 20 | 51 | .392 | 18 | 26 | .692 | 3 | 29 | 32 | 2.7 | 27 | 1 | 32 | 35 | 2 | 19 | 122 | 10.2 |

STUDENT-ATHLETE PROFILES

EVAN COLE

3

Forward • 6-9 • 217 • Sophomore • Cumming, Ga. • South Forsyth HS

Career Notes

Developing frontcourt player with varied skills who saw significant action late in the ACC season and demonstrated promise for the future ... Originally signed a letter-of-intent to attend UNC-Wilmington, but received a release when the Seahawks coach, Kevin Keatts, left the school to become the head coach at NC State ... Highly skilled player with good athleticism and shooting ability ... Able to play multiple positions and can be a difficult matchup for defenders.



2017-18

Played in 24 games, averaging 13.8 minutes in those ... Played sparingly in ACC games before working himself back into Tech's rotation the last nine games ... Started Tech's last seven games, averaging 27.4 minutes, 5.7 points and 5.3 rebounds (16-32 FG, 4-9 on 3s) ... Scored a season-best 10 points with five rebounds and two assists in 21 minutes off the bench against Duke ... Scored eight points (3-4 FG) and a season-best seven rebounds in a season-high 35 minutes at Wake Forest, eight points with five boards at Clemson, seven points and five boards vs. NC State ... First career double-double (10/10) vs. Wake Forest in final regular-season game ... Showed promise in early-season games - 15 key minutes in win over Coppin State, grabbing season-high six rebounds and getting a key tip-in basket ... 22 minutes in Tech's opener against UCLA, scoring six points with two rebounds ... Seven points (3-5 FG) in 11 minutes against Texas-Rio Grande Valley.

High School

Forsyth County player of the year as a senior, two-time all-state and four-time all-region performer on the 6A and 7A level ... Averaged 20 points, 11 rebounds and three blocked shots per game as a senior for coach Scott Givens at South Forsyth High School, which made state playoff appearances in 2016 and 2017, the first back-to-back berths for the school since 2007-08 ... As a junior, he averaged 21 points, 11 rebounds and three blocks ... Finished his career No. 2 in career points at South Forsyth, despite missing 10 games his junior year, and No. 1 in blocked shots ... Named most valuable player in the GACA North-South All-Star Game following his senior year, hitting six three-point field goals and scoring 30 points with nine rebounds and four blocks, and the Forsyth/Gwinnett all-star game ... Team captain three years.

Personal

Full name is Evan Alexander Cole ... Born May 11, 1999 in Atlanta ... Son of Arte Cole and April Conti ... Stepson of former Yellow Jacket softball pitcher Jessica Sallinger Cole, a two-time All-American and three-time All-ACC performer from 2002-05 ... She was inducted into the Georgia Tech Sports Hall of Fame in 2015 ... Middle of three boys ... Began playing basketball at age 6 ... Enjoys watching movies ... Studying study business administration.



CAREER HIGHS

Points: 10, Duke -- 2/11/18 ; Wake Forest -- 3/3/18
Rebounds: 10, Wake Forest -- 3/3/18
Assists: 2, 6 times
Steals: 2, at Wake Forest -- 02/14/18 ; at Wake Forest -- 2/14/18
Blocks: 2, Wake Forest -- 3/3/18
FG made: 4, Wake Forest -- 3/3/18
FG attempts: 8, Wake Forest -- 3/3/18
3FG made: 2, at Clemson -- 2/24/18
3FG attempts: 4, Duke -- 2/11/18
FT made: 3, vs UCLA -- 11/11/17 ; Duke -- 2/11/18
FT attempts: 4, 5 times
Minutes: 36, Wake Forest -- 3/3/18

CAREER ACC HIGHS

Points: 10, Duke -- 2/11/18 ; Wake Forest -- 3/3/18
Rebounds: 10, Wake Forest -- 3/3/18
Assists: 2, 6 times
Steals: 2, at Wake Forest -- 02/14/18 ; at Wake Forest -- 2/14/18
Blocks: 2, Wake Forest -- 3/3/18
FG made: 4, Wake Forest -- 3/3/18
FG attempts: 8, Wake Forest -- 3/3/18
3FG made: 2, at Clemson -- 2/24/18
3FG attempts: 4, Duke -- 2/11/18
FT made: 3, Duke -- 2/11/18
FT attempts: 4, 4 times
Minutes: 36, Wake Forest -- 3/3/18

COLE GAME-BY-GAME STATISTICS

| Opponent | Date | GS | Min | FG | FGA | Pct | 3FG | 3FGA | Pct | FT | FTA | Pct | OR | DR | Tot | Avg | PFFO | A | TO | Blk | Stl | Pts | Avg | |
|-------------------|----------|----|-----|-----|-----|-------|------|------|-------|------|-----|-------|------|----|-----|-----|------|----|----|-----|-----|-----|-----|-----|
| vs UCLA | 11/11/17 | | 22 | 1 | 3 | .333 | 1 | 3 | .333 | 3 | 4 | .750 | 0 | 2 | 2 | 2.0 | 2 | 0 | 0 | 0 | 1 | 6 | 6.0 | |
| BETHUNE-COOKMAN | 11/19/17 | | 8 | 1 | 11 | 0.000 | 0 | 0 | 0.000 | 0 | 0 | 0.000 | 0 | 0 | 0 | 1.0 | 2 | 0 | 0 | 1 | 0 | 2 | 4.0 | |
| UTRGV | 11/22/17 | | 11 | 3 | 5 | .600 | 0 | 1 | 0.000 | 1 | 3 | .333 | 1 | 0 | 1 | 1.0 | 1 | 0 | 1 | 0 | 0 | 7 | 5.0 | |
| NORTH TEXAS | 11/24/17 | | 7 | 0 | 2 | 0.000 | 0 | 1 | 0.000 | 0 | 0 | 0.000 | 0 | 0 | 0 | 0.8 | 0 | 0 | 0 | 0 | 0 | 0 | 3.8 | |
| NORTHWESTERN | 11/28/17 | | DNP | | | | | | | | | | | | | | | | | | | | | |
| GRAMBLING STATE | 12/1/17 | | 5 | 0 | 0 | 0.000 | 0 | 0 | 0.000 | 0 | 2 | 0.000 | 1 | 1 | 2 | 1.0 | 0 | 0 | 0 | 0 | 0 | 0 | 3.0 | |
| TENNESSEE | 12/3/17 | | DNP | | | | | | | | | | | | | | | | | | | | | |
| at Wofford | 12/06/17 | | DNP | | | | | | | | | | | | | | | | | | | | | |
| FLORIDA A&M | 12/17/17 | | 18 | 1 | 4 | .250 | 0 | 2 | 0.000 | 2 | 21 | 0.000 | 0 | 4 | 4 | 1.5 | 3 | 0 | 0 | 2 | 1 | 1 | 4 | 3.2 |
| at Georgia | 12/19/17 | | 9 | 0 | 0 | 0.000 | 0 | 0 | 0.000 | 0 | 0 | 0.000 | 0 | 2 | 2 | 1.6 | 3 | 0 | 0 | 0 | 0 | 0 | 2.7 | |
| WRIGHT STATE | 12/22/17 | | 2 | 0 | 0 | 0.000 | 0 | 0 | 0.000 | 0 | 0 | 0.000 | 0 | 0 | 0 | 1.4 | 0 | 0 | 0 | 0 | 0 | 0 | 2.4 | |
| COPPIN STATE | 12/27/17 | | 15 | 1 | 2 | .500 | 0 | 0 | 0.000 | 0 | 0 | 0.000 | 1 | 5 | 6 | 1.9 | 3 | 0 | 0 | 0 | 0 | 0 | 2 | 2.3 |
| at Notre Dame | 12/30/17 | | 2 | 0 | 0 | 0.000 | 0 | 0 | 0.000 | 0 | 0 | 0.000 | 0 | 0 | 0 | 1.7 | 0 | 0 | 0 | 0 | 0 | 0 | 2.1 | |
| MIAMI | 1/3/18 | | DNP | | | | | | | | | | | | | | | | | | | | | |
| YALE | 1/6/18 | | 2 | 0 | 0 | 0.000 | 0 | 0 | 0.000 | 0 | 0 | 0.000 | 0 | 0 | 0 | 1.5 | 0 | 0 | 0 | 1 | 0 | 0 | 1.9 | |
| NOTRE DAME | 1/10/18 | | DNP | | | | | | | | | | | | | | | | | | | | | |
| at Pittsburgh | 1/13/18 | | 1 | 1 | 2 | .500 | 0 | 1 | 0.000 | 0 | 0 | 0.000 | 1 | 0 | 1 | 1.5 | 0 | 0 | 0 | 0 | 0 | 2 | 1.9 | |
| VIRGINIA | 1/18/18 | | DNP | | | | | | | | | | | | | | | | | | | | | |
| at North Carolina | 1/20/18 | | 1 | 0 | 0 | 0.000 | 0 | 0 | 0.000 | 0 | 0 | 0.000 | 0 | 0 | 0 | 1.4 | 0 | 0 | 0 | 0 | 0 | 0 | 1.8 | |
| at Florida State | 1/24/18 | | 5 | 0 | 1 | 0.000 | 0 | 0 | 0.000 | 0 | 0 | 0.000 | 1 | 1 | 2 | 1.4 | 1 | 0 | 1 | 1 | 0 | 0 | 1.6 | |
| CLEMSON | 1/28/18 | | DNP | | | | | | | | | | | | | | | | | | | | | |
| SYRACUSE | 1/31/18 | | DNP | | | | | | | | | | | | | | | | | | | | | |
| at Boston College | 2/4/18 | | 3 | 0 | 1 | 0.000 | 0 | 1 | 0.000 | 0 | 0 | 0.000 | 0 | 0 | 0 | 1.3 | 0 | 0 | 0 | 0 | 1 | 0 | 1.5 | |
| at Louisville | 2/8/18 | | 8 | 2 | 3 | .667 | 0 | 0 | 0.000 | 0 | 0 | 0.000 | 0 | 0 | 0 | 1.3 | 1 | 0 | 0 | 1 | 0 | 0 | 4 | 1.7 |
| DUKE | 2/11/18 | | 21 | 3 | 7 | .429 | 1 | 4 | .250 | 3 | 4 | .750 | 1 | 4 | 5 | 1.5 | 5 | 1 | 2 | 0 | 1 | 0 | 10 | 2.2 |
| at Wake Forest | 2/14/18 | | 35 | 3 | 4 | .750 | 1 | 2 | .500 | 1 | 4 | .250 | 0 | 7 | 7 | 1.8 | 1 | 0 | 2 | 1 | 2 | 8 | 2.5 | |
| VIRGINIA TECH | 2/17/18 | | 20 | 2 | 3 | .667 | 1 | 1 | 1.000 | 0 | 0 | 0.000 | 1 | 2 | 3 | 1.8 | 5 | 1 | 0 | 1 | 0 | 0 | 5 | 2.6 |
| at Virginia | 2/21/18 | | 17 | 0 | 1 | 0.000 | 0 | 0 | 0.000 | 0 | 0 | 0.000 | 0 | 2 | 2 | 1.9 | 3 | 0 | 2 | 1 | 0 | 0 | 2 | 2.5 |
| at Clemson | 2/24/18 | | 34 | 3 | 6 | .500 | 2 | 3 | .667 | 0 | 0 | 0.000 | 2 | 3 | 5 | 2.0 | 5 | 1 | 2 | 0 | 1 | 1 | 8 | 2.8 |
| NC STATE | 3/1/18 | | 31 | 3 | 5 | .600 | 0 | 0 | 0.000 | 1 | 4 | .250 | 3 | 2 | 5 | 2.1 | 3 | 0 | 0 | 1 | 1 | 0 | 7 | 3.0 |
| WAKE FOREST | 3/3/18 | | 36 | 4 | 8 | .500 | 0 | 3 | 0.000 | 2 | 3 | .667 | 4 | 6 | 10 | 2.5 | 3 | 0 | 2 | 2 | 2 | 0 | 10 | 3.3 |
| vs Boston College | 3/6/18 | | 19 | 1 | 5 | .200 | 0 | 0 | 0.000 | 0 | 0 | 0.000 | 2 | 3 | 5 | 2.6 | 3 | 0 | 0 | 3 | 0 | 1 | 2 | 3.2 |
| Totals | | | 7 | 332 | 29 | 63 | .460 | 6 | 22 | .273 | 13 | 26 | .500 | 18 | 44 | 62 | 2.6 | 44 | 3 | 11 | 15 | 8 | 77 | 3.2 |

CAREER STATISTICS

| Year | GP | GS | MP | Avg | FG | FGA | Pct | 3FG | 3FGA | Pct | FT | FTA | Pct | Off | Def | Tot | Avg | PF | FO | Ast | TO | Blk | Stl | Pts | Avg |
|---------|----|----|-----|------|----|-----|------|-----|------|------|----|-----|------|-----|-----|-----|-----|----|----|-----|----|-----|-----|-----|-----|
| 2017-18 | 24 | 7 | 332 | 13.8 | 29 | 63 | .460 | 6 | 22 | .273 | 13 | 26 | .500 | 18 | 44 | 62 | 2.6 | 44 | 3 | 11 | 15 | 8 | 7 | 77 | 3.2 |
| TOTAL | 24 | 7 | 332 | 13.8 | 29 | 63 | .460 | 6 | 22 | .273 | 13 | 26 | .500 | 18 | 44 | 62 | 2.6 | 44 | 3 | 11 | 15 | 8 | 7 | 77 | 3.2 |

CAREER STATISTICS - ACC GAMES

| Year | GP | GS | MP | Avg | FG | FGA | Pct | 3FG | 3FGA | Pct | FT | FTA | Pct | Off | Def | Tot | Avg | PF | FO | Ast | TO | Blk | Stl | Pts | Avg |
|---------|----|----|-----|------|----|-----|------|-----|------|------|----|-----|------|-----|-----|-----|-----|----|----|-----|----|-----|-----|-----|-----|
| 2017-18 | 13 | 6 | 214 | 16.5 | 21 | 41 | .512 | 5 | 15 | .333 | 7 | 15 | .467 | 13 | 27 | 40 | 3.1 | 27 | 3 | 11 | 8 | 6 | 4 | 54 | 4.2 |
| TOTAL | 13 | 6 | 214 | 16.5 | 21 | 41 | .512 | 5 | 15 | .333 | 7 | 15 | .467 | 13 | 27 | 40 | 3.1 | 27 | 3 | 11 | 8 | 6 | 4 | 54 | 4.2 |

STUDENT-ATHLETE PROFILES

ABDOULAYE GUEYE

34

Forward • 6-9 • 217 • Redshirt Senior • Dakar, Senegal • Central Park Christian (Birmingham, Ala.)

Career Notes

Wiry "stretch-4" power forward originally from Dakar, Senegal who developed into an ACC-level player as Tech got to the conference portion of the schedule last season ... Excellent size, length and skill level allows him to play inside and out ... Has a 7-foot-3 wingspan ... A shot-blocker who can run the floor, handle the ball, shoot jump shots and defend multiple positions ... Enrolled at Central Park Christian School in Birmingham in October 2012 as part of the school's exchange program ... On a list of the top players in the state of Alabama compiled by AL.com, Gueye was No. 4 ... Played in only eight games as a freshman and sat out the 2015-16 season as a redshirt.



High School

Coached by Donovan Broadnax at Central Park Christian ... Averaged 14 points, 12 rebounds and four blocked shots as a senior to help the Eagles win the National Association of Christian Athletes (NACA) Division 1A Championship ... Named the defensive MVP of the championship ... Averaged 11 points and nine rebounds in his first season at Central Park Christian in 2012-13 ... Honor Roll student ... Also played for the Birmingham Ice on the AAU circuit.

Personal

Full name is Abdoulaye Gueye, pronounced "ahb-doo-LIE Gay" ... Goes by the nickname "A.D." ... Born November 24, 1994 in Dakar, Senegal ... Son of Ousmane and Ndeye Gueye, has three older sisters and one brother ... Kevin Durant of the Oklahoma City Thunder in the NBA is the player after whom he models his game ... Majoring in business administration.

2017-18

Started 15 straight games prior to Virginia on Feb. 21, averaging 8.5 points (52 pct. FG) and 5.8 rebounds, with 14 assists, 22 blocks and 12 steals ... Double-figure points in seven of those games ... Averaged 6.5 points (50 pct. FG) and 4.5 rebounds in ACC play, averaging 22.3 minutes (career-high 39 at Louisville) ... Played just 27 minutes last four reglar-season games with Moses Wright getting the starts, but came off the bench to play most of the second half of Tech's ACC Tournament game against Boston College (14 minutes, eight points, 4-5 FG, eight rebounds) ... Started first eight games of the season, 23 total ... Disruptive on the defensive end (33 blocked shots, 20 steals), became a dependable scorer in the post and a good passer on the offensive end (33 assists) ... Tech's third-leading rebounder (4.4 per game) overall ... Snared six or more rebounds in 13 games ... Scored career-high 16 points at Pittsburgh on Jan. 13, matched career-high nine rebounds against Yale and Louisville.

2016-17

Started Tech's first three games and came off the bench exclusively after that, working at the "4" and "5" positions ... Playing time was slowly rising when he fractured his wrist Feb. 1 at Clemson, sidelining him for the rest of the season ... Played 28 effective minutes in back-to-back game vs. Louisville and Clemson, and had eight good minutes (1-2 FG, 2 blocks, 3 rebounds) against FSU ... Averaging 10.1 minutes per game (played a total of 34 minutes in eight games as a freshman in 2014-15, sat out 2015-16 season as a redshirt) ... Played in eight ACC games for a total of 56 minutes ... Averaging 2.5 rebounds, fourth on the team ... Grabbed a career-best nine boards against Ohio, and took six in just four minutes at Penn State ... Had six in 18 minutes against Alcorn State ... Made 11-of-28 shots from the floor, blocked 12 shots ... Scored career-high five points against Alcorn State, getting the first four on stickbacks in his first two possessions on the floor along with two assists and two blocks in a four-minute stretch.

2015-16

Averaged 13.3 minutes, 5.3 rebounds and 2.3 points in three games on Tech's August trip to the Bahamas ... Top game was seven points and five boards in game 2 vs. Providence Storm.

2014-15

Played in eight games, four in the ACC ... Played a career-high eight minutes in each game against North Carolina, scoring a basket in the Feb. 21 game in Chapel Hill ... Made his collegiate debut against Alabama A&M, playing six minutes ... Tip-in field goal at the halftime buzzer for his only points.



CAREER STATISTICS

| Year | GP | GS | Min | Avg | FG | FGA | Pct | 3FG | 3FGA | Pct | FT | FTA | Pct | Off | Def | Tot | Avg | PF | FO | Asst | TO | Blk | Stl | Pts | Avg |
|---------|----|----|-----|------|----|-----|------|-----|------|------|----|-----|------|-----|-----|-----|-----|-----|----|------|----|-----|-----|-----|-----|
| 2014-15 | 8 | 0 | 34 | 4.3 | 2 | 5 | .400 | 0 | 1 | .000 | 0 | 2 | .000 | 2 | 4 | 6 | 0.8 | 3 | 0 | 0 | 5 | 2 | 3 | 4 | 0.5 |
| 2016-17 | 20 | 3 | 202 | 10.1 | 11 | 28 | .393 | 0 | 3 | .000 | 1 | 6 | .167 | 18 | 31 | 49 | 2.5 | 33 | 0 | 9 | 24 | 12 | 3 | 23 | 1.2 |
| 2017-18 | 31 | 23 | 672 | 21.7 | 71 | 152 | .467 | 2 | 11 | .182 | 38 | 63 | .603 | 54 | 83 | 137 | 4.4 | 88 | 4 | 33 | 44 | 33 | 20 | 182 | 5.9 |
| TOTAL | 59 | 26 | 908 | 15.4 | 84 | 185 | .454 | 2 | 15 | .133 | 39 | 71 | .549 | 74 | 118 | 192 | 3.3 | 124 | 4 | 42 | 73 | 47 | 26 | 209 | 3.5 |

CAREER STATISTICS - ACC GAMES

| Year | GP | GS | Min | Avg | FG | FGA | Pct | 3FG | 3FGA | Pct | FT | FTA | Pct | Off | Def | Tot | Avg | PF | FO | Asst | TO | Blk | Stl | Pts | Avg |
|---------|----|----|-----|------|----|-----|------|-----|------|------|----|-----|------|-----|-----|-----|-----|----|----|------|----|-----|-----|-----|-----|
| 2014-15 | 4 | 0 | 20 | 5.0 | 1 | 3 | .333 | 0 | 1 | .000 | 0 | 2 | .000 | 0 | 4 | 4 | 1.0 | 1 | 0 | 0 | 0 | 1 | 1 | 2 | 0.5 |
| 2016-17 | 8 | 0 | 56 | 7.0 | 3 | 7 | .429 | 0 | 0 | .000 | 0 | 2 | .000 | 5 | 6 | 11 | 1.4 | 13 | 0 | 2 | 7 | 7 | 0 | 6 | 0.8 |
| 2017-18 | 18 | 14 | 401 | 22.3 | 49 | 98 | .500 | 0 | 1 | .000 | 19 | 28 | .679 | 34 | 47 | 81 | 4.5 | 49 | 2 | 15 | 22 | 21 | 9 | 117 | 6.5 |
| TOTAL | 30 | 14 | 477 | 15.9 | 53 | 108 | .491 | 0 | 2 | .000 | 19 | 32 | .594 | 39 | 57 | 96 | 3.2 | 63 | 2 | 17 | 29 | 29 | 10 | 125 | 4.2 |

*red-shirted in 2015-16 season

STUDENT-ATHLETE PROFILES

CAREER HIGHS

| |
|--|
| Points: 16, at Pittsburgh -- 1/13/18 |
| Rebounds: 9, Yale -- 1/6/18; Ohio -- 11/18/16; at Louisville -- 2/8/18 |
| Assists: 5, UTRGV -- 11/22/17 |
| Steals: 3, Yale -- 1/6/18 |
| Blocks: 5, Syracuse -- 1/31/18 |
| FG made: 7, at Pittsburgh -- 1/13/18; Clemson -- 1/28/18 |
| FG attempts: 14, Clemson -- 1/28/18 |
| 3FG made: 2, UTRGV -- 11/22/17 |
| 3FG attempts: 3, UTRGV -- 11/22/17 |
| FT made: 6, at Florida State -- 01/24/18; at Florida State -- 1/24/18; Bethune-Cookman -- 11/19/17 |
| FT attempts: 8, Bethune-Cookman -- 11/19/17; UTRGV -- 11/22/17 |
| Minutes: 39, at Louisville -- 2/8/18 |

CAREER ACC HIGHS

| |
|---|
| Points: 16, at Pittsburgh -- 1/13/18 |
| Rebounds: 9, at Louisville -- 2/8/18 |
| Assists: 3, Clemson -- 1/28/18; at Louisville -- 2/8/18 |
| Steals: 2, at Notre Dame -- 12/30/17; at Louisville -- 2/8/18 |
| Blocks: 5, Syracuse -- 1/31/18 |
| FG made: 7, at Pittsburgh -- 1/13/18; Clemson -- 1/28/18 |
| FG attempts: 14, Clemson -- 1/28/18 |
| 3FG attempts: 1, Duke -- 2/11/18; North Carolina -- 3/3/15 |
| FT made: 6, at Florida State -- 01/24/18; at Florida State -- 1/24/18 |
| FT attempts: 7, at Florida State -- 01/24/18; at Florida State -- 1/24/18 |
| Minutes: 39, at Louisville -- 2/8/18 |

GUEYE GAME-BY-GAME STATISTICS

| 2014-15 | Date | GS | Min | FG FGA | Pct | 3FG FGA | Pct | FT FTA | Pct | Off | Def | Tot | Avg | PFFO | A | TO | Blk | Stl | Pts | Avg |
|-------------------|----------|-----|-----|--------|--------|---------|-------|--------|-------|-------|-----|-----|------|------|---|----|-----|-----|-----|-----|
| GEORGIA | 11/14/14 | DNP | | | | | | | | | | | | | | | | | | |
| ALABAMA A&M | 11/18/14 | | 6 | 1 | 11.000 | 0 | 0.000 | 0 | 0.000 | 1 | 0 | 1 | 1.0 | 0 | 0 | 1 | 0 | 1 | 2 | 2.0 |
| IPFW | 11/21/14 | | 2 | 0 | 0.000 | 0 | 0.000 | 0 | 0.000 | 0 | 0 | 0 | 0.5 | 1 | 0 | 1 | 1 | 0 | 0 | 1.0 |
| vs Marquette | 11/27/14 | DNP | | | | | | | | | | | | | | | | | | |
| vs Rider | 11/28/14 | DNP | | | | | | | | | | | | | | | | | | |
| vs Rhode Island | 11/30/14 | DNP | | | | | | | | | | | | | | | | | | |
| at Northwestern | 12/3/14 | DNP | | | | | | | | | | | | | | | | | | |
| USC UPSTATE | 12/6/14 | | 3 | 0 | 1.000 | 0 | 0.000 | 0 | 0.000 | 1 | 0 | 1 | 0.7 | 0 | 0 | 2 | 0 | 1 | 0 | 0.7 |
| APPALACHIAN STATE | 12/15/14 | | 3 | 0 | 0.000 | 0 | 0.000 | 0 | 0.000 | 0 | 0 | 0 | 0.5 | 1 | 0 | 1 | 0 | 0 | 0 | 0.5 |
| WANDERLIT | 12/20/14 | DNP | | | | | | | | | | | | | | | | | | |
| at Dayton | 12/23/14 | DNP | | | | | | | | | | | | | | | | | | |
| CHARLOTTE | 12/30/14 | DNP | | | | | | | | | | | | | | | | | | |
| at Notre Dame | 1/3/15 | DNP | | | | | | | | | | | | | | | | | | |
| SYRACUSE | 1/7/15 | DNP | | | | | | | | | | | | | | | | | | |
| at Wake Forest | 1/10/15 | DNP | | | | | | | | | | | | | | | | | | |
| NOTRE DAME | 1/14/15 | DNP | | | | | | | | | | | | | | | | | | |
| at Pittsburgh | 1/17/15 | DNP | | | | | | | | | | | | | | | | | | |
| at Virginia | 1/22/15 | | 2 | 0 | 0.000 | 0 | 0.000 | 0 | 0.000 | 0 | 1 | 1 | 0.6 | 0 | 0 | 0 | 0 | 0 | 0 | 0.4 |
| BOSTON COLLEGE | 1/25/15 | DNP | | | | | | | | | | | | | | | | | | |
| at Miami | 1/28/15 | DNP | | | | | | | | | | | | | | | | | | |
| NC STATE | 1/31/15 | DNP | | | | | | | | | | | | | | | | | | |
| at Duke | 2/4/15 | DNP | | | | | | | | | | | | | | | | | | |
| WAKE FOREST | 2/7/15 | | 2 | 0 | 1.000 | 0 | 0.000 | 0 | 0.000 | 0 | 1 | 1 | 0.7 | 1 | 0 | 0 | 0 | 0 | 0 | 0.3 |
| at Virginia Tech | 2/9/15 | DNP | | | | | | | | | | | | | | | | | | |
| FLORIDA STATE | 2/14/15 | DNP | | | | | | | | | | | | | | | | | | |
| CLEMSON | 2/16/15 | DNP | | | | | | | | | | | | | | | | | | |
| at North Carolina | 2/21/15 | | 8 | 1 | 11.000 | 0 | 0.000 | 0 | 0.000 | 0 | 1 | 1 | 0.7 | 0 | 0 | 0 | 1 | 0 | 2 | 0.6 |
| LOUISVILLE | 2/23/15 | DNP | | | | | | | | | | | | | | | | | | |
| at Clemson | 2/28/15 | DNP | | | | | | | | | | | | | | | | | | |
| NORTH CAROLINA | 3/3/15 | | 8 | 0 | 1.000 | 0 | 1.000 | 0 | 2.000 | 0 | 1 | 1 | 0.8 | 0 | 0 | 0 | 0 | 1 | 0 | 0.5 |
| vs Boston College | 3/10/15 | DNP | | | | | | | | | | | | | | | | | | |
| Totals | | | 0 | 34 | 2 | 5.400 | 0 | 1.000 | 0 | 2.000 | 2 | 4 | 6.08 | 3 | 0 | 5 | 2 | 3 | 4 | 0.5 |

| 2016-17 | Date | GS | Min | FG FGA | Pct | 3FG FGA | Pct | FT FTA | Pct | Off | Def | Tot | Avg | PFFO | A | TO | Blk | Stl | Pts | Avg |
|--------------------|----------|-----|-----|--------|--------|---------|-------|--------|-------|-----|-----|-----|-----|------|---|----|-----|-----|-----|-----|
| TENNESSEE TECH | 11/11/16 | | 33 | 2 | 5.400 | 0 | 0.000 | 0 | 0.000 | 1 | 3 | 4 | 4.0 | 2 | 0 | 4 | 5 | 1 | 0 | 4.0 |
| SOUTHERN | 11/14/16 | | 26 | 1 | 4.250 | 0 | 2.000 | 0 | 1.000 | 1 | 4 | 5 | 4.5 | 2 | 0 | 1 | 1 | 0 | 2 | 3.0 |
| OHIO | 11/18/16 | | 25 | 1 | 3.333 | 0 | 0.000 | 0 | 0.000 | 3 | 6 | 9 | 6.0 | 3 | 0 | 0 | 1 | 0 | 1 | 2.7 |
| SAM HOUSTON STATE | 11/22/16 | | 6 | 1 | 11.000 | 0 | 0.000 | 0 | 0.000 | 1 | 1 | 2 | 5.0 | 1 | 0 | 0 | 0 | 0 | 2 | 2.5 |
| TULANE | 11/26/16 | | 8 | 0 | 1.000 | 0 | 0.000 | 0 | 0.000 | 1 | 2 | 3 | 4.6 | 1 | 0 | 1 | 0 | 0 | 0 | 2.0 |
| at Penn State | 11/29/16 | | 4 | 0 | 2.000 | 0 | 0.000 | 0 | 0.000 | 4 | 2 | 6 | 4.8 | 0 | 0 | 2 | 0 | 0 | 0 | 1.7 |
| at Tennessee | 12/03/16 | | 7 | 0 | 0.000 | 0 | 0.000 | 0 | 0.000 | 0 | 1 | 1 | 4.3 | 3 | 0 | 3 | 0 | 0 | 0 | 1.4 |
| at VCU | 12/7/16 | | 5 | 0 | 0.000 | 0 | 0.000 | 0 | 0.000 | 0 | 0 | 0 | 3.8 | 2 | 0 | 2 | 0 | 2 | 0 | 1.3 |
| ALCORN STATE | 12/18/16 | | 18 | 2 | 3.667 | 0 | 0.000 | 1 | 2.500 | 2 | 4 | 6 | 4.0 | 2 | 0 | 2 | 2 | 0 | 5 | 1.7 |
| GEORGIA | 12/20/16 | | 5 | 1 | 2.500 | 0 | 1.000 | 0 | 0.000 | 0 | 1 | 1 | 3.7 | 1 | 0 | 0 | 0 | 0 | 2 | 1.7 |
| WOFORD | 12/22/16 | | 4 | 0 | 0.000 | 0 | 0.000 | 0 | 0.000 | 0 | 0 | 0 | 3.4 | 1 | 0 | 0 | 0 | 0 | 0 | 1.5 |
| NORTH CAROLINA A&T | 12/28/16 | | 5 | 0 | 0.000 | 0 | 0.000 | 0 | 1.000 | 0 | 1 | 1 | 3.2 | 2 | 0 | 0 | 1 | 0 | 0 | 1.4 |
| NORTH CAROLINA | 12/31/16 | | 2 | 0 | 0.000 | 0 | 0.000 | 0 | 0.000 | 0 | 0 | 0 | 2.9 | 1 | 0 | 1 | 0 | 0 | 0 | 1.3 |
| at Duke | 1/4/17 | DNP | | | | | | | | | | | | | | | | | | |
| LOUISVILLE | 1/7/17 | | 18 | 1 | 4.250 | 0 | 0.000 | 0 | 0.000 | 2 | 2 | 4 | 3.0 | 1 | 0 | 1 | 2 | 2 | 0 | 1.4 |
| CLEMSON | 1/12/17 | | 10 | 1 | 11.000 | 0 | 0.000 | 0 | 0.000 | 0 | 2 | 2 | 2.9 | 3 | 0 | 0 | 2 | 2 | 0 | 2.1 |
| at NC State | 1/15/17 | | 4 | 0 | 0.000 | 0 | 0.000 | 0 | 0.000 | 1 | 0 | 1 | 2.8 | 2 | 0 | 1 | 0 | 1 | 0 | 1.3 |
| at Virginia Tech | 1/18/17 | | 4 | 0 | 0.000 | 0 | 0.000 | 0 | 0.000 | 0 | 0 | 0 | 2.6 | 1 | 0 | 1 | 0 | 0 | 0 | 1.2 |
| at Virginia | 1/21/17 | | 1 | 0 | 0.000 | 0 | 0.000 | 0 | 0.000 | 0 | 0 | 0 | 2.5 | 0 | 0 | 0 | 0 | 0 | 0 | 1.2 |
| FLORIDA STATE | 1/25/17 | | 8 | 1 | 2.500 | 0 | 0.000 | 0 | 0.000 | 2 | 1 | 3 | 2.5 | 1 | 0 | 0 | 2 | 0 | 2 | 1.2 |
| NOTRE DAME | 1/28/17 | DNP | | | | | | | | | | | | | | | | | | |
| at Clemson | 2/1/17 | | 9 | 0 | 0.000 | 0 | 0.000 | 0 | 2.000 | 0 | 1 | 1 | 2.5 | 4 | 0 | 1 | 0 | 0 | 0 | 1.2 |
| at Wake Forest | 2/4/17 | DNP | | | | | | | | | | | | | | | | | | |
| TUSCULUM | 2/7/17 | DNP | | | | | | | | | | | | | | | | | | |
| BOSTON COLLEGE | 2/11/17 | DNP | | | | | | | | | | | | | | | | | | |
| at Miami | 2/15/17 | DNP | | | | | | | | | | | | | | | | | | |
| SYRACUSE | 2/19/17 | DNP | | | | | | | | | | | | | | | | | | |
| NC STATE | 2/21/17 | DNP | | | | | | | | | | | | | | | | | | |
| at Notre Dame | 2/26/17 | DNP | | | | | | | | | | | | | | | | | | |

| | | | | | | | | | | | | | | | | | | | | | | | | | | | | | | | | | | | | | | | | | | | | | | | | | | | | | | | | | | | | | | | | | | | | | | | | | | | | | | | | | | | | | | | | | | | | | | | | | | | | | | | | | | | | | | | | | | | | | | | | | | | | | | | | | | | | | | | | | | | | | | | | | | | | | | | | | | | | | | | | | | | | | | | | | | | | | | | | | | | | | | | | | | | | | | | | | | | | | | | | | | | | | | | | | | | | | | | | | | | | | | | | | | | | | | | | | | | | | | | | | | | | | | | | | | | | | | | | | | | | | | | | | | | | | | | | | | | | | | | | | | | | | | | | | | | | | | | | | | | | | | | | | | | | | | | | | | | | | | | | | | | | | | | | | | | | | | | | | | | | | | | | | | | | | | | | | | | | | | | | | | | | | | | | | | | | | | | | | | | | | | | | | | | | | | | | | | | | | | | | | | | | | | | | | | | | | | | | | | | | | | | | | | | | | | | | | | | | | | | | | | | | | | | | | | | | | | | | | | | | | | | | | | | | | | | | | | | | | | | | | | | | | | | | | | | | | | | | | | | | | | | | | | | | | | | | | | | | | | | | | | | | | | | | | | | | | | | | | | | | | | | | | | | | | | | | | | | | | | | | | | | | | | | | | | | | | | | | | | | | | | | | | | | | | | | | | | | | | | | | | | | | | | | | | | | | | | | | | | | | | | | | | | | | | | | | | | | | | | | | | | | | | | | | | | | | | | | | | | | | | | | | | | | | | | | | | | | | | | | | | | | | | | | | | | | | | | | | | | | | | | | | | | | | | | | | | | | | | | | | | | | | | | | | | | | | | | | | | | | | | | | | | | | | | | | | | | | | | | | | | | | | | | | | | | | | | | | | | | | | | | | | | | | | | | | | | | | | | | | | | | | | | | | | | | | | | | | | | | | | | | | | | | | | | | | | | | | | | | | | | | | | | | | | | | | | | | | | | | | | | | | | | | | | | | | | | | | | | | | | | | | | | | | | | | | | | | | | | | | | | | | | | | | | | | | | | | | | | | | | | | | | | | | | | | | | | | | | | | | | | | | | | | | | | | | | | | | | | | | | | | | | | | | | | | | | | | | | | | | | | | | | | | | | | | | | | | | | | | | | | | | | | | | | | | | | | | | | | | | | | | | | | | | | | | | | | | | | | | | | | | | | | | | | | | | | | | | | | | | | | | | | | | | | | | | | | | | | | | | | | | | | | | | | | | | | | | | | | | | | | | | | | | | | | | | | | | | | | | | | | | | | | | | | | | | | | | | | | | | | | | | | | | | | | | | | | | | | | | | | | | | | | | | | | | | | | | | | | | | | | | | | | | | | | | | | | | | | | | | | | | | | | | | | | | | | | | | | | | | | | | | | | | | | | | | | | | | | | | | | | | | | | | | | | | | | | | | | | | | | | | | | | | | | | | | | | | | | | | | | | | | | | | | | | | | | | | | | | | | | | | | | | | | | | | | | | | | | | | | | | | | | | | | | | | | | | | | | | | | | | | | | | | | | | | | | | | | | | | | | | | |
|-----------------|---------|-----|--|--|--|--|--|--|--|--|--|--|--|--|--|--|--|--|--|--|--|--|--|--|--|--|--|--|--|--|--|--|--|--|--|--|--|--|--|--|--|--|--|--|--|--|--|--|--|--|--|--|--|--|--|--|--|--|--|--|--|--|--|--|--|--|--|--|--|--|--|--|--|--|--|--|--|--|--|--|--|--|--|--|--|--|--|--|--|--|--|--|--|--|--|--|--|--|--|--|--|--|--|--|--|--|--|--|--|--|--|--|--|--|--|--|--|--|--|--|--|--|--|--|--|--|--|--|--|--|--|--|--|--|--|--|--|--|--|--|--|--|--|--|--|--|--|--|--|--|--|--|--|--|--|--|--|--|--|--|--|--|--|--|--|--|--|--|--|--|--|--|--|--|--|--|--|--|--|--|--|--|--|--|--|--|--|--|--|--|--|--|--|--|--|--|--|--|--|--|--|--|--|--|--|--|--|--|--|--|--|--|--|--|--|--|--|--|--|--|--|--|--|--|--|--|--|--|--|--|--|--|--|--|--|--|--|--|--|--|--|--|--|--|--|--|--|--|--|--|--|--|--|--|--|--|--|--|--|--|--|--|--|--|--|--|--|--|--|--|--|--|--|--|--|--|--|--|--|--|--|--|--|--|--|--|--|--|--|--|--|--|--|--|--|--|--|--|--|--|--|--|--|--|--|--|--|--|--|--|--|--|--|--|--|--|--|--|--|--|--|--|--|--|--|--|--|--|--|--|--|--|--|--|--|--|--|--|--|--|--|--|--|--|--|--|--|--|--|--|--|--|--|--|--|--|--|--|--|--|--|--|--|--|--|--|--|--|--|--|--|--|--|--|--|--|--|--|--|--|--|--|--|--|--|--|--|--|--|--|--|--|--|--|--|--|--|--|--|--|--|--|--|--|--|--|--|--|--|--|--|--|--|--|--|--|--|--|--|--|--|--|--|--|--|--|--|--|--|--|--|--|--|--|--|--|--|--|--|--|--|--|--|--|--|--|--|--|--|--|--|--|--|--|--|--|--|--|--|--|--|--|--|--|--|--|--|--|--|--|--|--|--|--|--|--|--|--|--|--|--|--|--|--|--|--|--|--|--|--|--|--|--|--|--|--|--|--|--|--|--|--|--|--|--|--|--|--|--|--|--|--|--|--|--|--|--|--|--|--|--|--|--|--|--|--|--|--|--|--|--|--|--|--|--|--|--|--|--|--|--|--|--|--|--|--|--|--|--|--|--|--|--|--|--|--|--|--|--|--|--|--|--|--|--|--|--|--|--|--|--|--|--|--|--|--|--|--|--|--|--|--|--|--|--|--|--|--|--|--|--|--|--|--|--|--|--|--|--|--|--|--|--|--|--|--|--|--|--|--|--|--|--|--|--|--|--|--|--|--|--|--|--|--|--|--|--|--|--|--|--|--|--|--|--|--|--|--|--|--|--|--|--|--|--|--|--|--|--|--|--|--|--|--|--|--|--|--|--|--|--|--|--|--|--|--|--|--|--|--|--|--|--|--|--|--|--|--|--|--|--|--|--|--|--|--|--|--|--|--|--|--|--|--|--|--|--|--|--|--|--|--|--|--|--|--|--|--|--|--|--|--|--|--|--|--|--|--|--|--|--|--|--|--|--|--|--|--|--|--|--|--|--|--|--|--|--|--|--|--|--|--|--|--|--|--|--|--|--|--|--|--|--|--|--|--|--|--|--|--|--|--|--|--|--|--|--|--|--|--|--|--|--|--|--|--|--|--|--|--|--|--|--|--|--|--|--|--|--|--|--|--|--|--|--|--|--|--|--|--|--|--|--|--|--|--|--|--|--|--|--|--|--|--|--|--|--|--|--|--|--|--|--|--|--|--|--|--|--|--|--|--|--|--|--|--|--|--|--|--|--|--|--|--|--|--|--|--|--|--|--|--|--|--|--|--|--|--|--|--|--|--|--|--|--|--|--|--|--|--|--|--|--|--|--|--|--|--|--|--|--|--|--|--|--|--|--|--|--|--|--|--|--|--|--|--|--|--|--|--|--|--|--|--|--|--|--|--|--|--|--|--|--|--|--|--|--|--|--|--|--|--|--|--|--|--|--|--|--|--|--|--|--|--|--|--|--|--|--|--|--|--|--|--|--|--|--|--|--|--|--|--|--|--|--|--|--|--|--|--|--|--|--|--|--|--|--|--|--|--|--|--|--|--|--|--|--|--|--|--|--|--|--|--|--|--|--|--|--|--|--|--|--|--|--|--|--|--|--|--|--|--|--|--|--|--|--|--|--|--|--|--|--|--|--|--|--|--|--|--|--|--|--|--|--|--|--|--|--|--|--|--|--|--|--|--|--|--|--|--|--|--|--|--|--|--|--|--|--|--|--|--|--|--|--|--|--|--|--|--|--|--|--|--|--|--|--|--|--|--|--|--|--|--|--|--|--|--|--|--|--|--|--|--|--|--|--|--|--|--|--|--|--|--|--|--|--|--|--|--|--|--|--|--|--|--|--|--|--|--|--|--|--|--|--|--|--|--|--|--|--|--|--|--|--|--|--|--|--|--|--|--|--|--|--|--|--|--|--|--|--|--|--|--|--|--|--|--|--|--|--|--|--|--|--|--|--|--|--|--|--|--|--|--|--|--|--|--|--|--|--|--|--|--|--|--|--|--|--|--|--|--|--|--|--|--|--|--|--|--|--|--|--|--|--|--|--|--|--|--|--|--|--|--|--|--|--|--|--|--|--|--|--|--|--|--|--|--|--|--|--|--|--|--|--|--|--|--|--|--|--|--|--|--|--|--|--|--|--|--|--|--|--|--|--|--|--|--|--|--|--|--|--|--|--|--|--|--|--|--|--|--|--|--|--|--|--|--|--|--|--|--|--|--|--|--|--|--|--|--|--|--|--|--|--|--|--|--|--|--|--|--|--|--|--|--|--|--|--|--|--|--|--|--|--|--|--|--|--|--|--|--|--|--|--|--|--|--|--|--|--|--|--|--|--|--|--|--|--|--|--|--|--|--|--|--|--|--|--|--|--|--|--|--|--|--|--|--|--|--|--|--|--|--|--|--|--|--|--|--|--|--|
| PITTSBURGH..... | 2/28/17 | DNP | | | | | | | | | | | | | | | | | | | | | | | | | | | | | | | | | | | | | | | | | | | | | | | | | | | | | | | | | | | | | | | | | | | | | | | | | | | | | | | | | | | | | | | | | | | | | | | | | | | | | | | | | | | | | | | | | | | | | | | | | | | | | | | | | | | | | | | | | | | | | | | | | | | | | | | | | | | | | | | | | | | | | | | | | | | | | | | | | | | | | | | | | | | | | | | | | | | | | | | | | | | | | | | | | | | | | | | | | | | | | | | | | | | | | | | | | | | | | | | | | | | | | | | | | | | | | | | | | | | | | | | | | | | | | | | | | | | | | | | | | | | | | | | | | | | | | | | | | | | | | | | | | | | | | | | | | | | | | | | | | | | | | | | | | | | | | | | | | | | | | | | | | | | | | | | | | | | | | | | | | | | | | | | | | | | | | | | | | | | | | | | | | | | | | | | | | | | | | | | | | | | | | | | | | | | | | | | | | | | | | | | | | | | | | | | | | | | | | | | | | | | | | | | | | | | | | | | | | | | | | | | | | | | | | | | | | | | | | | | | | | | | | | | | | | | | | | | | | | | | | | | | | | | | | | | | | | | | | | | | | | | | | | | | | | | | | | | | | | | | | | | | | | | | | | | | | | | | | | | | | | | | | | | | | | | | | | | | | | | | | | | | | | | | | | | | | | | | | | | | | | | | | | | | | | | | | | | | | | | | | | | | | | | | | | | | | | | | | | | | | | | | | | | | | | | | | | | | | | | | | | | | | | | | | | | | | | | | | | | | | | | | | | | | | | | | | | | | | | | | | | | | | | | | | | | | | | | | | | | | | | | | | | | | | | | | | | | | | | | | | | | | | | | | | | | | | | | | | | | | | | | | | | | | | | | | | | | | | | | | | | | | | | | | | | | | | | | | | | | | | | | | | | | | | | | | | | | | | | | | | | | | | | | | | | | | | | | | | | | | | | | | | | | | | | | | | | | | | | | | | | | | | | | | | | | | | | | | | | | | | | | | | | | | | | | | | | | | | | | | | | | | | | | | | | | | | | | | | | | | | | | | | | | | | | | | | | | | | | | | | | | | | | | | | | | | | | | | | | | | | | | | | | | | | | | | | | | | | | | | | | | | | | | | | | | | | | | | | | | | | | | | | | | | | | | | | | | | | | | | | | | | | | | | | | | | | | | | | | | | | | | | | | | | | | | | | | | | | | | | | | | | | | | | | | | | | | | | | | | | | | | | | | | | | | | | | | | | | | | | | | | | | | | | | | | | | | | | | | | | | | | | | | | | | | | | | | | | | | | | | | | | | | | | | | | | | | | | | | | | | | | | | | | | | | | | | | | | | | | | | | | | | | | | | | | | | | | | | | | | | | | | | | | | | | | | | | | | | | | | | | | | | | | | | | | | | | | | | | | | | | | | | | | | | | | | | | | | | | | | | | | | | | | | | | | | | | | | | | | | | | | | | | | | | | | | | | | | | | | | | | | | | | | | | | | | | | | | | | | | | | | | | | | | | | | | | | | | | | | | | | | | | | | | | | | | | | | | | | | | |
|-----------------|---------|-----|--|--|--|--|--|--|--|--|--|--|--|--|--|--|--|--|--|--|--|--|--|--|--|--|--|--|--|--|--|--|--|--|--|--|--|--|--|--|--|--|--|--|--|--|--|--|--|--|--|--|--|--|--|--|--|--|--|--|--|--|--|--|--|--|--|--|--|--|--|--|--|--|--|--|--|--|--|--|--|--|--|--|--|--|--|--|--|--|--|--|--|--|--|--|--|--|--|--|--|--|--|--|--|--|--|--|--|--|--|--|--|--|--|--|--|--|--|--|--|--|--|--|--|--|--|--|--|--|--|--|--|--|--|--|--|--|--|--|--|--|--|--|--|--|--|--|--|--|--|--|--|--|--|--|--|--|--|--|--|--|--|--|--|--|--|--|--|--|--|--|--|--|--|--|--|--|--|--|--|--|--|--|--|--|--|--|--|--|--|--|--|--|--|--|--|--|--|--|--|--|--|--|--|--|--|--|--|--|--|--|--|--|--|--|--|--|--|--|--|--|--|--|--|--|--|--|--|--|--|--|--|--|--|--|--|--|--|--|--|--|--|--|--|--|--|--|--|--|--|--|--|--|--|--|--|--|--|--|--|--|--|--|--|--|--|--|--|--|--|--|--|--|--|--|--|--|--|--|--|--|--|--|--|--|--|--|--|--|--|--|--|--|--|--|--|--|--|--|--|--|--|--|--|--|--|--|--|--|--|--|--|--|--|--|--|--|--|--|--|--|--|--|--|--|--|--|--|--|--|--|--|--|--|--|--|--|--|--|--|--|--|--|--|--|--|--|--|--|--|--|--|--|--|--|--|--|--|--|--|--|--|--|--|--|--|--|--|--|--|--|--|--|--|--|--|--|--|--|--|--|--|--|--|--|--|--|--|--|--|--|--|--|--|--|--|--|--|--|--|--|--|--|--|--|--|--|--|--|--|--|--|--|--|--|--|--|--|--|--|--|--|--|--|--|--|--|--|--|--|--|--|--|--|--|--|--|--|--|--|--|--|--|--|--|--|--|--|--|--|--|--|--|--|--|--|--|--|--|--|--|--|--|--|--|--|--|--|--|--|--|--|--|--|--|--|--|--|--|--|--|--|--|--|--|--|--|--|--|--|--|--|--|--|--|--|--|--|--|--|--|--|--|--|--|--|--|--|--|--|--|--|--|--|--|--|--|--|--|--|--|--|--|--|--|--|--|--|--|--|--|--|--|--|--|--|--|--|--|--|--|--|--|--|--|--|--|--|--|--|--|--|--|--|--|--|--|--|--|--|--|--|--|--|--|--|--|--|--|--|--|--|--|--|--|--|--|--|--|--|--|--|--|--|--|--|--|--|--|--|--|--|--|--|--|--|--|--|--|--|--|--|--|--|--|--|--|--|--|--|--|--|--|--|--|--|--|--|--|--|--|--|--|--|--|--|--|--|--|--|--|--|--|--|--|--|--|--|--|--|--|--|--|--|--|--|--|--|--|--|--|--|--|--|--|--|--|--|--|--|--|--|--|--|--|--|--|--|--|--|--|--|--|--|--|--|--|--|--|--|--|--|--|--|--|--|--|--|--|--|--|--|--|--|--|--|--|--|--|--|--|--|--|--|--|--|--|--|--|--|--|--|--|--|--|--|--|--|--|--|--|--|--|--|--|--|--|--|--|--|--|--|--|--|--|--|--|--|--|--|--|--|--|--|--|--|--|--|--|--|--|--|--|--|--|--|--|--|--|--|--|--|--|--|--|--|--|--|--|--|--|--|--|--|--|--|--|--|--|--|--|--|--|--|--|--|--|--|--|--|--|--|--|--|--|--|--|--|--|--|--|--|--|--|--|--|--|--|--|--|--|--|--|--|--|--|--|--|--|--|--|--|--|--|--|--|--|--|--|--|--|--|--|--|--|--|--|--|--|--|--|--|--|--|--|--|--|--|--|--|--|--|--|--|--|--|--|--|--|--|--|--|--|--|--|--|--|--|--|--|--|--|--|--|--|--|--|--|--|--|--|--|--|--|--|--|--|--|--|--|--|--|--|--|--|--|--|--|--|--|--|--|--|--|--|--|--|--|--|--|--|--|--|--|--|--|--|--|--|--|--|--|--|--|--|--|--|--|--|--|--|--|--|--|--|--|--|--|--|--|--|--|--|--|--|--|--|--|--|--|--|--|--|--|--|--|--|--|--|--|--|--|--|--|--|--|--|--|--|--|--|--|--|--|--|--|--|--|--|--|--|--|--|--|--|--|--|--|--|--|--|--|--|--|--|--|--|--|--|--|--|--|--|--|--|--|--|--|--|--|--|--|--|--|--|--|--|--|--|--|--|--|--|--|--|--|--|--|--|--|--|--|--|--|--|--|--|--|--|--|--|--|--|--|--|--|--|--|--|--|--|--|--|--|--|--|--|--|--|--|--|--|--|--|--|--|--|--|--|--|--|--|--|--|--|--|--|--|--|--|--|--|--|--|--|--|--|--|--|--|--|--|--|--|--|--|--|--|--|--|--|--|--|--|--|--|--|--|--|--|--|--|--|--|--|--|--|--|--|--|--|--|--|--|--|--|--|--|--|--|--|--|--|--|--|--|--|--|--|--|--|--|--|--|--|--|--|--|--|--|--|--|--|--|--|--|--|--|--|--|--|--|--|--|--|--|--|--|--|--|--|--|--|--|--|--|--|--|--|--|--|--|--|--|--|--|--|--|--|--|--|--|--|--|--|--|--|--|--|--|--|--|--|--|--|--|--|--|--|--|--|--|--|--|--|--|--|--|--|--|--|--|--|--|--|--|--|--|--|--|--|--|--|--|--|--|--|--|--|--|--|--|--|--|--|--|--|--|--|--|--|--|--|--|--|--|--|--|--|--|--|--|--|--|--|--|--|--|--|--|--|--|--|--|--|--|--|--|--|--|--|--|--|--|--|--|--|--|--|--|--|--|--|--|--|--|--|--|--|--|--|--|--|--|--|--|--|--|--|--|--|--|--|--|--|--|--|--|--|--|--|--|--|--|--|--|--|--|--|--|--|--|--|--|--|--|--|--|--|--|--|--|--|--|--|--|--|--|--|--|--|--|--|--|--|--|--|--|--|--|--|

| 2017-18 | Date | GS | Min | FG FGA | Pct | 3FG FGA | Pct | FT FTA | Pct | OR | DR | Tot | Avg | PFFO | A | TO | Blk | Stl | Pts | Avg | | | |
|-------------------|----------|-----|-----|--------|--------|---------|-------|--------|--------|----|-----|-----|-----|------|----|----|-----|-----|-----|-----|-----|-----|-----|
| vs UCLA | 11/11/17 | * | 32 | 0 | 3.000 | 0 | 2.000 | 2 | 21.000 | 2 | 4 | 6 | 6.0 | 4 | 0 | 2 | 1 | 4 | 0 | 2 | 2.0 | | |
| BETHUNE-COOKMAN | 11/19/17 | * | 23 | 0 | 1.000 | 0 | 0.000 | 6 | 8.750 | 1 | 4 | 5 | 5.5 | 1 | 0 | 1 | 4 | 0 | 1 | 6 | 4.0 | | |
| UTRGV | 11/22/17 | * | 34 | 3 | 8.375 | 2 | 3.667 | 5 | 8.625 | 4 | 3 | 7 | 6.0 | 4 | 0 | 5 | 3 | 1 | 1 | 13 | 7.0 | | |
| NORTH TEXAS | 11/24/17 | * | 12 | 0 | 4.000 | 0 | 1.000 | 0 | 0.000 | 0 | 0 | 0 | 4.5 | 1 | 0 | 2 | 0 | 0 | 0 | 0 | 5.3 | | |
| NORTHWESTERN | 11/28/17 | * | 32 | 2 | 5.400 | 0 | 2.000 | 1 | 3.333 | 2 | 4 | 6 | 4.8 | 4 | 0 | 1 | 2 | 2 | 0 | 5 | 5.2 | | |
| GRAMBLING STATE | 12/1/17 | * | 12 | 0 | 2.000 | 0 | 0.000 | 0 | 0.000 | 0 | 1 | 1 | 4.2 | 3 | 0 | 0 | 2 | 1 | 0 | 0 | 4.3 | | |
| TENNESSEE | 12/3/17 | * | 23 | 2 | 3.667 | 0 | 0.000 | 0 | 2.000 | 2 | 1 | 3 | 4.0 | 4 | 0 | 2 | 0 | 0 | 2 | 4 | 4.3 | | |
| at Wofford | 12/06/17 | * | 18 | 1 | 2.500 | 0 | 0.000 | 0 | 0.000 | 1 | 4 | 5 | 4.1 | 5 | 1 | 4 | 0 | 1 | 1 | 2 | 4.0 | | |
| FLORIDA A&M | 12/17/17 | | 15 | 2 | 5.400 | 0 | 0.000 | 0 | 2.000 | 1 | 3 | 4 | 4.1 | 2 | 0 | 2 | 0 | 1 | 1 | 4 | 4.0 | | |
| at Georgia | 12/19/17 | | 4 | 0 | 1.000 | 0 | 0.000 | 1 | 2.500 | 2 | 0 | 2 | 3.9 | 0 | 0 | 0 | 0 | 1 | 0 | 1 | 3.7 | | |
| WRIGHT STATE | 12/22/17 | | 16 | 2 | 3.667 | 0 | 0.000 | 2 | 4.500 | 0 | 0 | 0 | 3.5 | 5 | 1 | 0 | 2 | 0 | 1 | 6 | 3.9 | | |
| COPPIN STATE | 12/27/17 | DNP | | | | | | | | | | | | | | | | | | | | | |
| at Notre Dame | 12/30/17 | * | 24 | 1 | 3.333 | 0 | 0.000 | 0 | 2.000 | 4 | 2 | 6 | 3.8 | 4 | 0 | 1 | 2 | 1 | 2 | 2 | 3.8 | | |
| MIAMI | 1/3/18 | * | 24 | 2 | 5.400 | 0 | 0.000 | 1 | 2.500 | 2 | 5 | 7 | 4.0 | 5 | 1 | 1 | 0 | 1 | 1 | 5 | 3.8 | | |
| YALE | 1/6/18 | * | 36 | 6 | 12.500 | 0 | 1.000 | 2 | 4.500 | 3 | 6 | 9 | 4.4 | 2 | 0 | 1 | 3 | 2 | 3 | 14 | 4.6 | | |
| NOTRE DAME | 1/10/18 | * | 21 | 4 | 6.667 | 0 | 0.000 | 0 | 0.000 | 2 | 4 | 6 | 4.5 | 3 | 0 | 2 | 1 | 1 | 1 | 8 | 4.8 | | |
| at Pittsburgh | 1/13/18 | * | 29 | 7 | 8.875 | 0 | 0.000 | 2 | 21.000 | 4 | 4 | 8 | 4.7 | 5 | 1 | 3 | 1 | 0 | 16 | 5.5 | | | |
| VIRGINIA | 1/18/18 | * | 17 | 2 | 3.667 | 0 | 0.000 | 3 | 4.750 | 1 | 1 | 2 | 4.5 | 1 | 0 | 1 | 0 | 1 | 7 | 5.6 | | | |
| at North Carolina | 1/20/18 | * | 32 | 6 | 9.667 | 0 | 0.000 | 0 | 0.000 | 0 | 4 | 4 | 4.5 | 4 | 0 | 2 | 2 | 1 | 10 | 12 | 5.9 | | |
| at Florida State | 1/24/18 | * | 23 | 4 | 6.667 | 0 | 0.000 | 6 | 7.857 | 4 | 3 | 7 | 4.6 | 4 | 0 | 0 | 1 | 0 | 10 | 14 | 6.4 | | |
| CLEMSON | 1/28/18 | * | 38 | 7 | 14.500 | 0 | 0.000 | 0 | 0.000 | 4 | 4 | 8 | 4.8 | 2 | 0 | 3 | 0 | 3 | 0 | 14 | 6.8 | | |
| SYRACUSE | 1/31/18 | * | 27 | 0 | 3.000 | 0 | 0.000 | 0 | 0.000 | 2 | 3 | 5 | 4.8 | 2 | 0 | 2 | 5 | 1 | 0 | 0 | 6.4 | | |
| at Boston College | 2/4/18 | * | 31 | 5 | 8.625 | 0 | 0.000 | 1 | 3.333 | 3 | 3 | 6 | 4.9 | 4 | 0 | 2 | 2 | 2 | 11 | 6.6 | | | |
| at Louisville | 2/8/18 | * | 39 | 2 | 9.222 | 0 | 0.000 | 2 | 21.000 | 2 | 7 | 9 | 5.0 | 4 | 0 | 3 | 2 | 3 | 2 | 6 | 6.6 | | |
| DUKE | 2/11/18 | * | 20 | 0 | 6.000 | 0 | 1.000 | 0 | 0.000 | 2 | 2 | 4 | 5.0 | 4 | 0 | 0 | 1 | 2 | 0 | 0 | 6.3 | | |
| at Wake Forest | 2/14/18 | * | 27 | 5 | 8.625 | 0 | 0.000 | 2 | 21.000 | 0 | 1 | 1 | 4.8 | 4 | 0 | 1 | 2 | 1 | 1 | 12 | 6.6 | | |
| VIRGINIA TECH | 2/17/18 | * | 22 | 2 | 21.000 | 0 | 0.000 | 2 | 4.500 | 4 | 1 | 5 | 4.8 | 1 | 0 | 1 | 1 | 0 | 0 | 6 | 6.5 | | |
| at Virginia | 2/21/18 | * | 3 | 0 | 0.000 | 0 | 0.000 | 0 | 0.000 | 0 | 0 | 0 | 4.7 | 0 | 0 | 0 | 0 | 0 | 0 | 0 | 6.3 | | |
| at Clemson | 2/24/18 | | 5 | 1 | 2.500 | 0 | 0.000 | 0 | 0.000 | 0 | 1 | 1 | 4.5 | 0 | 0 | 1 | 0 | 0 | 0 | 2 | 6.1 | | |
| NC STATE | 3/1/18 | | 2 | 0 | 1.000 | 0 | 0.000 | 0 | 0.000 | 0 | 0 | 0 | 4.4 | 0 | 0 | 0 | 1 | 0 | 0 | 0 | 5.9 | | |
| WAKE FOREST | 3/3/18 | | 17 | 1 | 5.200 | 0 | 0.000 | 0 | 0.000 | 0 | 2 | 2 | 4.3 | 2 | 0 | 1 | 0 | 0 | 0 | 2 | 5.8 | | |
| vs Boston College | 3/6/18 | | 14 | 4 | 5.800 | 0 | 1.000 | 0 | 0.000 | 0 | 2 | 6 | 4.4 | 4 | 0 | 1 | 1 | 0 | 1 | 8 | 5.9 | | |
| Totals | | 23 | 672 | 71 | 152 | 467 | 21 | 1,182 | 38 | 63 | 603 | 54 | 83 | 137 | 44 | 88 | 4 | 33 | 44 | 33 | 20 | 182 | 5.5 |

STUDENT-ATHLETE PROFILES

CURTIS HAYWOOD II

13

Guard • 6-5 • 202 • Sophomore • Oklahoma City, Okla. • Brewster Academy (N.H.)

Career Notes

Wing player with excellent shooting ability, basketball IQ, and defensive skills ... Has a 6-foot-11 wingspan ... Worked himself into the starting lineup during the non-conference season before suffering a shin injury that forced him to miss six games ... Returned for seven games before being diagnosed with a stress reaction in his right leg that sidelined him for the final 11 games ... Underwent surgery to insert a rod in his leg to speed healing and returned for summer practice ... Came to Georgia Tech from Brewster Academy, considered to be one of the nation's best basketball programs, in Wolfeboro, N.H., where he played his senior (2016-17) year ... Consensus 3-star prospect, ranked among the state's top 10 players according to CBS's 247Sports.com.



2017-18

Started seven straight games after coming off the bench in the season opener against UCLA ... Missed the next six games due to a shin injury, and was sidelined again beginning with the Jan. 31 Syracuse game due to a stress reaction in his right leg, which sidelined him the remainder of the season ... Averaged 18.7 minutes in seven games in between, but hit just 4-for-20 from the floor ... Averaged 5.3 points and 3.9 rebounds in 15 games, hitting 37 percent of his shots from three-point range ... Scored nine points on three three-point field goals against Virginia, his most threes since Dec. 1 ... Picked things up quickly early in the season, averaging 34.0 minutes over six games before injury while reaching double figures in four (10.2 ppg, 18-of-34 FG, 12-of-22 on 3s) ... Hit 37 percent (17-of-46) from three-point range for the season, including a season high of 5-of-7 from against North Texas ... Had 35 assists against just 17 turnovers.

High School

Under the direction of head coach Jason Smith, led Brewster Academy to a 33-0 record, a NEPSAC (New England Prep School Athletic Council) AAA championship, and the Bobcats' fifth national championship in the last eight seasons ... Co-captain of the team who averaged 12.0 points, 4.5 assists, 4.5 rebounds and a team-best 2.1 steals en route to second team All-NEPSAC honors ... The latest Brewster Bobcat to enter the ACC's hardwood brotherhood, joining Louisville's Donovan Mitchell, Syracuse's Taurean Thompson and former Virginia player Jarred Reuter ... Before his move to New England, Haywood spent three years including an undefeated and state championship sophomore season at Mustang High School in Oklahoma.

Personal

Full name is Curtis James Haywood II ... Born September 24, 1997 in Oklahoma City, Okla. ... Son of Curtis and Tiera Haywood ... Oldest of four children: CurTiera, Cherish and Lovely ... Began playing basketball at age 12 when his father took him to camps in Oklahoma City ... Enjoys listening to music and took dance and drama class in middle school ... Plans to study business administration.



CAREER HIGHS

Points: 15, North Texas -- 11/24/17
Rebounds: 8, Tennessee -- 12/3/17
Assists: 6, UTRGV -- 11/22/17; Tennessee -- 12/3/17
Steals: 4, UTRGV -- 11/22/17
Blocks: 1, 5 times
FG made: 5, North Texas -- 11/24/17
FG attempts: 9, North Texas -- 11/24/17
3FG made: 5, North Texas -- 11/24/17
3FG attempts: 7, North Texas -- 11/24/17
FT made: 6, Tennessee -- 12/3/17
FT attempts: 7, Tennessee -- 12/3/17
Minutes: 37, UTRGV -- 11/22/17

CAREER ACC HIGHS

Points: 9, Virginia -- 1/18/18
Rebounds: 4, at Pittsburgh -- 1/13/18
Assists: 3, at Pittsburgh -- 1/13/18
Steals: 2, at North Carolina -- 01/20/18; at North Carolina -- 1/20/18
Blocks: 1, 5 times
FG made: 3, Virginia -- 1/18/18
FG attempts: 6, at North Carolina -- 01/20/18; at North Carolina -- 1/20/18
3FG made: 3, Virginia -- 1/18/18
3FG attempts: 6, at North Carolina -- 01/20/18; at North Carolina -- 1/20/18
FT made: 2, at Florida State -- 01/24/18; at Florida State -- 1/24/18
FT attempts: 2, at Florida State -- 01/24/18; at Florida State -- 1/24/18
Minutes: 31, Virginia -- 1/18/18

HAYWOOD II GAME-BY-GAME STATISTICS

| 2017-18..... | Date | GS | Min | FG | FGA | Pct | 3FG | FGA | Pct | FT | FTA | Pct | OR | DR | Tot | Avg | PFFO | A | TO | Blk | Stl | Pts | Avg | | |
|------------------------|----------|----|-----|-----|-----|------|------|-----|------|------|-----|-------|------|----|-----|-----|------|----|----|-----|-----|-----|-----|-----|-----|
| vs UCLA..... | 11/11/17 | | 17 | 2 | 5 | .400 | 1 | 3 | .333 | 0 | 0 | .000 | 1 | 0 | 1 | 1.0 | 3 | 0 | 1 | 0 | 0 | 5 | 5.0 | | |
| BETHUNE-COOKMAN..... | 11/19/17 | * | 12 | 0 | 3 | .000 | 0 | 1 | .000 | 0 | 0 | .000 | 0 | 0 | 0.5 | 3 | 0 | 1 | 1 | 0 | 0 | 0 | 2.5 | | |
| UTRGV..... | 11/22/17 | * | 37 | 3 | 8 | .375 | 1 | 3 | .333 | 4 | 6 | .667 | 1 | 3 | 4 | 1.7 | 2 | 0 | 6 | 1 | 1 | 4 | 11 | 5.3 | |
| NORTH TEXAS..... | 11/24/17 | * | 33 | 5 | 9 | .556 | 5 | 7 | .714 | 0 | 0 | .000 | 1 | 4 | 5 | 2.5 | 1 | 0 | 4 | 1 | 0 | 3 | 15 | 7.8 | |
| NORTHWESTERN..... | 11/28/17 | * | 32 | 3 | 31 | .000 | 2 | 21 | .000 | 3 | 31 | .000 | 0 | 6 | 6 | 3.2 | 1 | 0 | 2 | 1 | 1 | 0 | 11 | 8.4 | |
| GRAMBLING STATE..... | 12/1/17 | * | 36 | 3 | 6 | .500 | 3 | 6 | .500 | 0 | 0 | .000 | 2 | 3 | 5 | 3.5 | 3 | 0 | 5 | 1 | 0 | 2 | 9 | 8.5 | |
| TENNESSEE..... | 12/3/17 | * | 36 | 3 | 7 | .429 | 0 | 3 | .000 | 6 | 7 | .857 | 1 | 7 | 8 | 4.1 | 4 | 0 | 6 | 3 | 0 | 0 | 12 | 9.0 | |
| at Wofford..... | 12/06/17 | * | 30 | 1 | 11 | .000 | 1 | 11 | .000 | 0 | 0 | .000 | 0 | 1 | 1 | 3.8 | 3 | 0 | 3 | 1 | 0 | 0 | 3 | 8.3 | |
| FLORIDA A&M..... | 12/17/17 | | DNP | | | | | | | | | | | | | | | | | | | | | | |
| at Georgia..... | 12/19/17 | | DNP | | | | | | | | | | | | | | | | | | | | | | |
| WRIGHT STATE..... | 12/22/17 | | DNP | | | | | | | | | | | | | | | | | | | | | | |
| COPPIN STATE..... | 12/27/17 | | DNP | | | | | | | | | | | | | | | | | | | | | | |
| at Notre Dame..... | 12/30/17 | | DNP | | | | | | | | | | | | | | | | | | | | | | |
| MIAMI..... | 1/3/18 | | DNP | | | | | | | | | | | | | | | | | | | | | | |
| YALE..... | 1/6/18 | | 9 | 0 | 0 | .000 | 0 | 0 | .000 | 0 | 0 | .000 | 1 | 1 | 2 | 3.6 | 1 | 0 | 0 | 0 | 0 | 0 | 7.3 | | |
| NOTRE DAME..... | 1/10/18 | | 20 | 1 | 3 | .333 | 1 | 3 | .333 | 0 | 0 | .000 | 0 | 2 | 2 | 3.4 | 2 | 0 | 0 | 2 | 1 | 1 | 3 | 6.9 | |
| at Pittsburgh..... | 1/13/18 | | 17 | 0 | 4 | .000 | 0 | 4 | .000 | 0 | 0 | .000 | 0 | 4 | 4 | 3.5 | 2 | 0 | 3 | 1 | 0 | 0 | 0 | 6.3 | |
| VIRGINIA..... | 1/18/18 | | 31 | 3 | 4 | .750 | 3 | 4 | .750 | 0 | 0 | .000 | 1 | 1 | 2 | 3.3 | 0 | 0 | 1 | 1 | 0 | 0 | 9 | 6.5 | |
| at North Carolina..... | 1/20/18 | | 25 | 0 | 6 | .000 | 0 | 6 | .000 | 0 | 0 | .000 | 0 | 2 | 2 | 3.2 | 1 | 0 | 2 | 2 | 1 | 2 | 0 | 6.0 | |
| at Florida State..... | 1/24/18 | | 23 | 0 | 2 | .000 | 0 | 2 | .000 | 2 | 2 | 1.000 | 0 | 1 | 1 | 3.1 | 4 | 0 | 1 | 1 | 1 | 1 | 2 | 5.7 | |
| CLEMSON..... | 1/28/18 | | 6 | 0 | 1 | .000 | 0 | 1 | .000 | 0 | 0 | .000 | 0 | 0 | 0 | 2.9 | 2 | 0 | 0 | 0 | 0 | 0 | 0 | 5.3 | |
| SYRACUSE..... | 1/31/18 | | DNP | | | | | | | | | | | | | | | | | | | | | | |
| at Boston College..... | 2/4/18 | | DNP | | | | | | | | | | | | | | | | | | | | | | |
| at Louisville..... | 2/8/18 | | DNP | | | | | | | | | | | | | | | | | | | | | | |
| DUKE..... | 2/11/18 | | DNP | | | | | | | | | | | | | | | | | | | | | | |
| at Wake Forest..... | 2/14/18 | | DNP | | | | | | | | | | | | | | | | | | | | | | |
| VIRGINIA TECH..... | 2/17/18 | | DNP | | | | | | | | | | | | | | | | | | | | | | |
| at Virginia..... | 2/21/18 | | DNP | | | | | | | | | | | | | | | | | | | | | | |
| at Clemson..... | 2/24/18 | | DNP | | | | | | | | | | | | | | | | | | | | | | |
| NC STATE..... | 3/1/18 | | DNP | | | | | | | | | | | | | | | | | | | | | | |
| WAKE FOREST..... | 3/3/18 | | DNP | | | | | | | | | | | | | | | | | | | | | | |
| vs Boston College..... | 3/6/18 | | DNP | | | | | | | | | | | | | | | | | | | | | | |
| Totals..... | | | 7 | 364 | 24 | 62 | .387 | 17 | 46 | .370 | 15 | 18 | .833 | 8 | 35 | 43 | 2.9 | 32 | 0 | 35 | 17 | 5 | 13 | 80 | 5.3 |

CAREER STATISTICS

| Year | GP | GS | MP | Avg | FG | FGA | Pct | 3FG | 3FGA | Pct | FT | FTA | Pct | Off | Def | Tot | Avg | PF | FO | Ast | TO | Blk | Stl | Pts | Avg |
|---------|----|----|-----|------|----|-----|------|-----|------|------|----|-----|------|-----|-----|-----|-----|----|----|-----|----|-----|-----|-----|-----|
| 2017-18 | 15 | 7 | 364 | 24.3 | 24 | 62 | .387 | 17 | 46 | .370 | 15 | 18 | .833 | 8 | 35 | 43 | 2.9 | 32 | 0 | 35 | 17 | 5 | 13 | 80 | 5.3 |
| TOTAL | 15 | 7 | 364 | 24.3 | 24 | 62 | .387 | 17 | 46 | .370 | 15 | 18 | .833 | 8 | 35 | 43 | 2.9 | 32 | 0 | 35 | 17 | 5 | 13 | 80 | 5.3 |

CAREER STATISTICS - ACC GAMES

| Year | GP | GS | MP | Avg | FG | FGA | Pct | 3FG | 3FGA | Pct | FT | FTA | Pct | Off | Def | Tot | Avg | PF | FO | Ast | TO | Blk | Stl | Pts | Avg |
|---------|----|----|-----|------|----|-----|------|-----|------|------|----|-----|-------|-----|-----|-----|-----|----|----|-----|----|-----|-----|-----|-----|
| 2017-18 | 6 | 0 | 122 | 20.3 | 4 | 20 | .200 | 4 | 20 | .200 | 2 | 2 | 1.000 | 1 | 10 | 11 | 1.8 | 11 | 0 | 7 | 7 | 3 | 4 | 14 | 2.3 |
| TOTAL | 6 | 0 | 122 | 20.3 | 4 | 20 | .200 | 4 | 20 | .200 | 2 | 2 | 1.000 | 1 | 10 | 11 | 1.8 | 11 | 0 | 7 | 7 | 3 | 4 | 14 | 2.3 |

STUDENT-ATHLETE PROFILES

EVAN JESTER

11

Forward • 6-6 • 191 • Sophomore • Fayetteville, Ga. • Sandy Creek HS

Career Notes

All-state wing forward from suburban Atlanta and one of the top prep programs in the state of Georgia who joined the Yellow Jackets' program as a non-scholarship player for the fall 2017 term.

2017-18

Played in three games for a total of four minutes ... Grabbed one rebound and scored one point in Tech's victory over Florida A&M.



High School

Played four seasons of basketball at Sandy Creek High School, averaging 19.5 points and 8.4 rebounds while hitting 59 percent of his shots from the floor as a senior ... Helped lead the Patriots to a 23-8 record under coach Anthony McKissic, Sr. ... Advanced to the semifinals of the Georgia state AAAA playoffs, where they lost to St. Pius ... Named to the Georgia Athletic Coaches Association AAAA all-state team and all-region player of the year, also to the all-state team named by Hoopseen ... Scored 42 points with 17 rebounds in a game at the 2016 Arby's Classic ... Served as team captain two years ... Also played for former Tech forward Willie Reese ... Graduated in the top 10 percent of his class and was a member of the National Honor Society.

Personal

Full name is Evan Douglas Jester ... Born March 5, 1999 in Atlanta ... Son of Oscar and Karen Jester ... His cousin, Andre, attended Georgia Tech ... Began playing basketball with his father at age 4 ... Plans to major in business administration and aspires to own a Fortune 500 company.

CAREER HIGHS

Points: 1, Florida A&M -- 12/17/17
Rebounds: 1, Florida A&M -- 12/17/17
FG attempts: 1, Florida A&M -- 12/17/17
3FG attempts: 1, Florida A&M -- 12/17/17
FT made: 1, Florida A&M -- 12/17/17
FT attempts: 2, Florida A&M -- 12/17/17
Minutes: 2, Florida A&M -- 12/17/17

JESTER GAME-BY-GAME STATISTICS

| Opponent | Date | GS | Min | FG | FGA | Pct | 3FG | 3FGA | Pct | FT | FTA | Pct | OR | DR | Tot | Avg | PF | FO | Ast | TO | Blk | Stl | Pts | Avg |
|-------------------|----------|-----|-----|----|------|------|-----|------|------|----|-----|------|----|----|-----|-----|----|----|-----|----|-----|-----|-----|-----|
| vs UCLA | 11/11/17 | DNP | | | | | | | | | | | | | | | | | | | | | | |
| BETHUNE-COOKMAN | 11/19/17 | DNP | | | | | | | | | | | | | | | | | | | | | | |
| UTRGV | 11/22/17 | 1 | 0 | 0 | .000 | | 0 | 0 | .000 | 0 | 0 | .000 | 0 | 0 | 0 | 0.0 | 1 | 0 | 0 | 0 | 0 | 0 | 0 | 0.0 |
| NORTH TEXAS | 11/24/17 | DNP | | | | | | | | | | | | | | | | | | | | | | |
| NORTHWESTERN | 11/28/17 | DNP | | | | | | | | | | | | | | | | | | | | | | |
| GRAMBLING STATE | 12/1/17 | DNP | | | | | | | | | | | | | | | | | | | | | | |
| TENNESSEE | 12/3/17 | DNP | | | | | | | | | | | | | | | | | | | | | | |
| at Wofford | 12/06/17 | DNP | | | | | | | | | | | | | | | | | | | | | | |
| FLORIDA A&M | 12/17/17 | 2 | 0 | 1 | .000 | | 0 | 1 | .000 | 1 | 2 | .500 | 0 | 1 | 1 | 0.5 | 0 | 0 | 0 | 1 | 0 | 0 | 1 | 0.5 |
| at Georgia | 12/19/17 | DNP | | | | | | | | | | | | | | | | | | | | | | |
| WRIGHT STATE | 12/22/17 | DNP | | | | | | | | | | | | | | | | | | | | | | |
| COPPIN STATE | 12/27/17 | DNP | | | | | | | | | | | | | | | | | | | | | | |
| at Notre Dame | 12/30/17 | DNP | | | | | | | | | | | | | | | | | | | | | | |
| MIAMI | 1/3/18 | DNP | | | | | | | | | | | | | | | | | | | | | | |
| YALE | 1/6/18 | DNP | | | | | | | | | | | | | | | | | | | | | | |
| NOTRE DAME | 1/10/18 | DNP | | | | | | | | | | | | | | | | | | | | | | |
| at Pittsburgh | 1/13/18 | 1 | 0 | 0 | .000 | | 0 | 0 | .000 | 0 | 0 | .000 | 0 | 0 | 0 | 0.3 | 0 | 0 | 0 | 0 | 0 | 0 | 0 | 0.3 |
| VIRGINIA | 1/18/18 | DNP | | | | | | | | | | | | | | | | | | | | | | |
| at North Carolina | 1/20/18 | DNP | | | | | | | | | | | | | | | | | | | | | | |
| at Florida State | 1/24/18 | DNP | | | | | | | | | | | | | | | | | | | | | | |
| CLEMSON | 1/28/18 | DNP | | | | | | | | | | | | | | | | | | | | | | |
| SYRACUSE | 1/31/18 | DNP | | | | | | | | | | | | | | | | | | | | | | |
| at Boston College | 2/4/18 | DNP | | | | | | | | | | | | | | | | | | | | | | |
| at Louisville | 2/8/18 | DNP | | | | | | | | | | | | | | | | | | | | | | |
| DUKE | 2/11/18 | DNP | | | | | | | | | | | | | | | | | | | | | | |
| at Wake Forest | 2/14/18 | DNP | | | | | | | | | | | | | | | | | | | | | | |
| VIRGINIA TECH | 2/17/18 | DNP | | | | | | | | | | | | | | | | | | | | | | |
| at Virginia | 2/21/18 | DNP | | | | | | | | | | | | | | | | | | | | | | |
| at Clemson | 2/24/18 | DNP | | | | | | | | | | | | | | | | | | | | | | |
| NC STATE | 3/1/18 | DNP | | | | | | | | | | | | | | | | | | | | | | |
| WAKE FOREST | 3/3/18 | DNP | | | | | | | | | | | | | | | | | | | | | | |
| vs Boston College | 3/6/18 | DNP | | | | | | | | | | | | | | | | | | | | | | |
| Totals | | 0 | 4 | 0 | 1 | .000 | 0 | 1 | .000 | 1 | 2 | .500 | 0 | 1 | 1 | 0.3 | 1 | 0 | 0 | 1 | 0 | 0 | 1 | 0.3 |

CAREER STATISTICS

| Year | GP | GS | MP | Avg | FG | FGA | Pct | 3FG | 3FGA | Pct | FT | FTA | Pct | Off | Def | Tot | Avg | PF | FO | Ast | TO | Blk | Stl | Pts | Avg |
|---------|----|----|----|-----|----|-----|------|-----|------|------|----|-----|------|-----|-----|-----|-----|----|----|-----|----|-----|-----|-----|-----|
| 2017-18 | 3 | 0 | 4 | 1.3 | 0 | 1 | .000 | 0 | 1 | .000 | 1 | 2 | .500 | 0 | 1 | 1 | 0.3 | 1 | 0 | 0 | 1 | 0 | 0 | 1 | 0.3 |
| TOTAL | 3 | 0 | 4 | 1.3 | 0 | 1 | .000 | 0 | 1 | .000 | 1 | 2 | .500 | 0 | 1 | 1 | 0.3 | 1 | 0 | 0 | 1 | 0 | 0 | 1 | 0.3 |



STUDENT-ATHLETE PROFILES

SYLVESTER OGBONDA

24

Forward • 6-10 • 237 • Redshirt Junior • Port Harcourt, Nigeria • National Christian Academy (Fort Washington, Md.)

Career Notes

Physically gifted post player, long and mobile with excellent athletic ability ... Runs the floor well and is agile around the rim ... Good shot blocker who also blocks out well as a rebounder ... Sat out the 2015-16 season as a red-shirt, and has played just 32 games over the last two seasons, nine last year ... Originally from Nigeria, attended the National Christian Academy in Fort Washington ... Rated a three-star prospect by ESPN, Rivals and Scout, and was ranked as high as 26th nationally at the center position ... DMVElite.com ranked Ogbonda No. 6 in the class of 2015 (all positions) in the Washington, D.C./Maryland/Virginia footprint ... Chose Tech over Boston College, Cincinnati and LaSalle.



CAREER HIGHS

Points: 8, Tusculum -- 2/7/17
Rebounds: 5, Tusculum -- 2/7/17
Assists: 2, Alcorn State -- 12/18/16
Steals: 1, Sam Houston State -- 11/22/16 ; at Tennessee -- 12/03/16 ; at Wake Forest -- 2/4/17
Blocks: 3, North Carolina A&T -- 12/28/16
FG made: 4, Tusculum -- 2/7/17
FG attempts: 7, Tusculum -- 2/7/17
FT made: 3, at Wake Forest -- 2/4/17
FT attempts: 4, at Wake Forest -- 2/4/17
Minutes: 14, at Wake Forest -- 2/4/17 ; Tusculum -- 2/7/17

CAREER ACC HIGHS

Points: 7, Virginia Tech -- 2/17/18
Rebounds: 4, at Duke -- 1/4/17 ; Virginia Tech -- 2/17/18
Steals: 1, at Wake Forest -- 2/4/17
Blocks: 1, 4 times
FG made: 3, Virginia Tech -- 2/17/18
FG attempts: 4, at Duke -- 1/4/17
FT made: 3, at Wake Forest -- 2/4/17
FT attempts: 4, at Wake Forest -- 2/4/17
Minutes: 14, at Wake Forest -- 2/4/17

2017-18

Played in just nine games, six in the ACC, but saw 10 minutes against Virginia Tech and scored seven points with four rebounds, all season highs ... Missed a large portion of preseason practice after suffering a sprained knee, and more recently had a sprained ankle.

2016-17

Played 5.2 minutes per game in 23 games off the bench in the post ... Played in eight ACC games ... Played 18 minutes in Tech's NIT games in an effort to give Ben Lammers some relief ... Had played 11 minutes over Tech's previous eight games (four DNP) ... Played eight minutes in the NIT championship game, going 3-for-3 from the floor ... Saw significant action in games against Wake Forest and Tusculum behind Ben Lammers after Abdoulaye Gueye was sidelined with a fractured wrist ... Played total of 28 minutes, scored 13 points (5-9 FG, 3-4 FT), grabbed seven rebounds ... Set career bests of eight points and five boards vs. Tusculum ... Came off the bench to play career-high 14 minutes in relief of a foul-plagued Lammers at Wake Forest (5 pts, 2 reb, 1-2 FG, 3-4 FT) ... Had five points, four rebounds in nine minutes vs. Alcorn State, his previous highs ... Blocked three shots against North Carolina A&T.

2015-16

Sat out the season as a red-shirt after averaging 12.7 minutes in three games on Tech's August trip to the Bahamas ... Averaged 6.0 points and 5.3 rebounds while hitting 8-of-12 shots from the floor ... Went 6-for-7 and scored 13 points in game 2 vs. Providence Storm.

High School

Played for coach Trevor Brown and helped National Christian to a 20-6 record as a senior, averaging 13 points, 11 rebounds and two blocks per game ... Named third-team All-Metro in the Washington, D.C., area, and earned spots on the D.C. roster for both the Capital Classic and the Crab Classic following the season ... MVP of Nike Hoop Festival in 2014-15 ... Averaged 12 points and 10 rebounds per game in helping NCA to a 14-8 mark in 2013-14, and six points and six rebounds as NCA went 22-7 in 2012-13 ... First-team All-Capital Beltway Athletic Association in 2013-14, and was named the league's defensive player of the year ... Played AAU ball for the DC Warriors ... Valedictorian of his high school class.

Personal

Full name is Sylvester Chimela Ogbonda (pronounced "oh-BOND-uh") ... Born January 11, 1996 in Port Harcourt, Nigeria ... Son of Joel and Irene Ogbonda ... Third of four children -- Steve, 27, Stephanie, 23, Shelter, 17 ... Began playing basketball at age 14, came to the United States at age 15 ... Enjoys singing and playing video games ... Majoring in business administration.



CAREER STATISTICS

| Year | GP | GS | MP | Avg | FG | FGA | Pct | 3FG | 3FGA | Pct | FT | FTA | Pct. | Off | Def | Tot | Avg | PF | FO | Ast | TO | Blk | Stl | Pts | Avg |
|--------------|-----------|----------|------------|------------|-----------|-----------|-------------|----------|----------|-------------|-----------|-----------|-------------|-----------|-----------|-----------|------------|-----------|----------|----------|-----------|----------|----------|-----------|------------|
| 2016-17 | 23 | 0 | 120 | 5.2 | 13 | 27 | .481 | 0 | 0 | .000 | 10 | 16 | .625 | 7 | 17 | 24 | 1.0 | 28 | 1 | 4 | 9 | 6 | 3 | 36 | 1.6 |
| 2017-18 | 9 | 0 | 21 | 2.3 | 3 | 5 | .600 | 0 | 0 | .000 | 1 | 3 | .333 | 3 | 4 | 7 | 0.8 | 5 | 0 | 0 | 5 | 3 | 0 | 7 | 0.8 |
| TOTAL | 32 | 0 | 141 | 4.4 | 16 | 32 | .500 | 0 | 0 | .000 | 11 | 19 | .579 | 10 | 21 | 31 | 1.0 | 33 | 1 | 4 | 14 | 9 | 3 | 43 | 1.3 |

CAREER STATISTICS - ACC GAMES

| Year | GP | GS | MP | Avg | FG | FGA | Pct | 3FG | 3FGA | Pct | FT | FTA | Pct. | Off | Def | Tot | Avg | PF | FO | Ast | TO | Blk | Stl | Pts | Avg |
|--------------|-----------|----------|-----------|------------|----------|-----------|-------------|----------|----------|-------------|----------|-----------|-------------|----------|----------|-----------|------------|-----------|----------|----------|----------|----------|----------|-----------|------------|
| 2016-17 | 8 | 0 | 39 | 4.9 | 3 | 7 | .429 | 0 | 0 | .000 | 6 | 8 | .750 | 3 | 3 | 6 | 0.8 | 10 | 1 | 0 | 2 | 1 | 1 | 12 | 1.5 |
| 2017-18 | 6 | 0 | 14 | 2.3 | 3 | 3 | 1.000 | 0 | 0 | .000 | 1 | 3 | .333 | 3 | 2 | 5 | 0.8 | 3 | 0 | 0 | 3 | 2 | 0 | 7 | 1.2 |
| TOTAL | 14 | 0 | 53 | 3.8 | 6 | 10 | .600 | 0 | 0 | .000 | 7 | 11 | .636 | 6 | 5 | 11 | 0.8 | 13 | 1 | 0 | 5 | 3 | 1 | 19 | 1.4 |

STUDENT-ATHLETE PROFILES

OGBONDA GAME-BY-GAME STATISTICS

| 2016-17 | Date | GS | Min | FG | FGA | Pct | 3FG | FGA | Pct | FT | FTA | Pct | Off | Def | Tot | Avg | PFFO | A | TO | Blk | Stl | Pts | Avg | |
|-------------------------|----------|-----|-----|----|-------|------|-----|------|------|--------|------|------|-----|-----|-----|-----|------|---|----|-----|-----|-----|-----|-----|
| TENNESSEE TECH..... | 11/11/16 | 7 | 0 | 1 | .000 | 0 | 0 | .000 | 0 | 0 | .000 | 0 | 3 | 3 | 3.0 | 1 | 0 | 1 | 0 | 0 | 0 | 0.0 | | |
| SOUTHERN..... | 11/14/16 | 7 | 1 | 2 | .500 | 0 | 0 | .000 | 0 | 0 | .000 | 0 | 1 | 1 | 2.0 | 1 | 0 | 1 | 0 | 0 | 2 | 1.0 | | |
| OHIO..... | 11/18/16 | 2 | 0 | 1 | .000 | 0 | 0 | .000 | 0 | 0 | .000 | 0 | 0 | 0 | 1.3 | 1 | 0 | 1 | 0 | 0 | 0 | 0.7 | | |
| SAM HOUSTON STATE..... | 11/22/16 | 3 | 0 | 0 | .000 | 0 | 0 | .000 | 0 | 0 | .000 | 0 | 0 | 0 | 1.0 | 0 | 0 | 0 | 0 | 1 | 0 | 0.5 | | |
| TULANE..... | 11/26/16 | 3 | 0 | 0 | .000 | 0 | 0 | .000 | 0 | 0 | .000 | 0 | 0 | 0 | 0.8 | 1 | 0 | 0 | 0 | 0 | 0 | 0.4 | | |
| at Penn State..... | 11/29/16 | 3 | 0 | 0 | .000 | 0 | 0 | .000 | 2 | 21.000 | 0 | 0 | 0 | 0.7 | 1 | 0 | 0 | 0 | 0 | 0 | 2 | 0.7 | | |
| at Tennessee..... | 12/03/16 | 8 | 0 | 0 | .000 | 0 | 0 | .000 | 1 | 2 | .500 | 0 | 0 | 0 | 0.6 | 2 | 0 | 1 | 0 | 1 | 1 | 0.7 | | |
| at VCU..... | 12/7/16 | DNP | | | | | | | | | | | | | | | | | | | | | | |
| ALCORN STATE..... | 12/18/16 | 9 | 2 | 4 | .500 | 0 | 0 | .000 | 1 | 2 | .500 | 2 | 2 | 4 | 1.0 | 2 | 0 | 2 | 0 | 0 | 5 | 1.3 | | |
| GEORGIA..... | 12/20/16 | DNP | | | | | | | | | | | | | | | | | | | | | | |
| WORFORD..... | 12/22/16 | 2 | 0 | 0 | .000 | 0 | 0 | .000 | 0 | 0 | .000 | 0 | 1 | 1 | 1.0 | 0 | 0 | 0 | 1 | 0 | 0 | 1.1 | | |
| NORTH CAROLINA A&T..... | 12/28/16 | 5 | 0 | 1 | .000 | 0 | 0 | .000 | 0 | 0 | .000 | 0 | 0 | 0 | 0.9 | 1 | 0 | 0 | 3 | 0 | 0 | 1.0 | | |
| NORTH CAROLINA..... | 12/31/16 | DNP | | | | | | | | | | | | | | | | | | | | | | |
| at Duke..... | 1/4/17 | 11 | 1 | 4 | .250 | 0 | 0 | .000 | 2 | 21.000 | 2 | 2 | 4 | 1.2 | 3 | 0 | 0 | 1 | 0 | 0 | 4 | 1.3 | | |
| LOUISVILLE..... | 1/7/17 | DNP | | | | | | | | | | | | | | | | | | | | | | |
| CLEMSON..... | 1/12/17 | DNP | | | | | | | | | | | | | | | | | | | | | | |
| at NC State..... | 1/15/17 | DNP | | | | | | | | | | | | | | | | | | | | | | |
| at Virginia Tech..... | 1/18/17 | DNP | | | | | | | | | | | | | | | | | | | | | | |
| at Virginia..... | 1/21/17 | 2 | 0 | 0 | .000 | 0 | 0 | .000 | 1 | 2 | .500 | 0 | 0 | 0 | 1.1 | 0 | 0 | 0 | 1 | 0 | 0 | 1 | 1.3 | |
| FLORIDA STATE..... | 1/25/17 | 1 | 0 | 0 | .000 | 0 | 0 | .000 | 0 | 0 | .000 | 0 | 0 | 0 | 1.0 | 0 | 0 | 0 | 0 | 0 | 0 | 1.2 | | |
| NOTRE DAME..... | 1/28/17 | DNP | | | | | | | | | | | | | | | | | | | | | | |
| at Clemson..... | 2/1/17 | DNP | | | | | | | | | | | | | | | | | | | | | | |
| at Wake Forest..... | 2/4/17 | 14 | 1 | 2 | .500 | 0 | 0 | .000 | 3 | 4 | .750 | 1 | 1 | 2 | 1.1 | 5 | 1 | 0 | 0 | 1 | 1 | 5 | 1.4 | |
| TUSCULUM..... | 2/7/17 | 14 | 4 | 7 | .571 | 0 | 0 | .000 | 0 | 0 | .000 | 0 | 5 | 5 | 1.3 | 1 | 0 | 1 | 2 | 0 | 0 | 8 | 1.9 | |
| BOSTON COLLEGE..... | 2/11/17 | 1 | 0 | 0 | .000 | 0 | 0 | .000 | 0 | 0 | .000 | 0 | 0 | 0 | 1.3 | 1 | 0 | 0 | 0 | 0 | 0 | 1.8 | | |
| at Miami..... | 2/15/17 | DNP | | | | | | | | | | | | | | | | | | | | | | |
| SYRACUSE..... | 2/19/17 | DNP | | | | | | | | | | | | | | | | | | | | | | |
| NC STATE..... | 2/21/17 | 1 | 0 | 0 | .000 | 0 | 0 | .000 | 0 | 0 | .000 | 0 | 0 | 0 | 1.2 | 0 | 0 | 0 | 0 | 0 | 0 | 1.6 | | |
| at Notre Dame..... | 2/26/17 | DNP | | | | | | | | | | | | | | | | | | | | | | |
| PITTSBURGH..... | 2/28/17 | 5 | 1 | 1 | 1.000 | 0 | 0 | .000 | 0 | 0 | .000 | 0 | 0 | 0 | 1.1 | 0 | 0 | 0 | 0 | 0 | 2 | 1.7 | | |
| at Syracuse..... | 3/4/17 | 4 | 0 | 0 | .000 | 0 | 0 | .000 | 0 | 0 | .000 | 0 | 0 | 0 | 1.1 | 1 | 0 | 0 | 0 | 0 | 0 | 1.6 | | |
| vs Pittsburgh..... | 3/7/17 | DNP | | | | | | | | | | | | | | | | | | | | | | |
| INDIANA..... | 3/14/17 | 2 | 0 | 0 | .000 | 0 | 0 | .000 | 0 | 0 | .000 | 0 | 0 | 0 | 1.0 | 1 | 0 | 0 | 0 | 0 | 0 | 1.5 | | |
| BELMONT..... | 3/19/17 | 4 | 0 | 0 | .000 | 0 | 0 | .000 | 0 | 0 | .000 | 1 | 1 | 2 | 1.0 | 0 | 0 | 1 | 0 | 0 | 0 | 1.4 | | |
| at Ole Miss..... | 3/21/17 | DNP | | | | | | | | | | | | | | | | | | | | | | |
| vs CSU BAKERSFIELD..... | 3/28/17 | 4 | 0 | 1 | .000 | 0 | 0 | .000 | 0 | 0 | .000 | 0 | 1 | 1 | 1.0 | 3 | 0 | 0 | 0 | 0 | 0 | 1.4 | | |
| vs TCU..... | 3/30/17 | 8 | 3 | 3 | 1.000 | 0 | 0 | .000 | 0 | 2 | .000 | 1 | 0 | 1 | 1.0 | 3 | 0 | 0 | 1 | 1 | 0 | 6 | 1.6 | |
| Totals..... | | 0 | 120 | 13 | 27 | .481 | 0 | 0 | .000 | 10 | 16 | .625 | 7 | 17 | 24 | 1.0 | 28 | 1 | 4 | 9 | 6 | 3 | 36 | 1.6 |

| 2017-18 | Date | GS | Min | FG | FGA | Pct | 3FG | FGA | Pct | FT | FTA | Pct | Off | Def | Tot | Avg | PFFO | A | TO | Blk | Stl | Pts | Avg |
|------------------------|----------|-----|-----|----|-------|------|-----|------|------|----|------|------|-----|-----|-----|-----|------|---|----|-----|-----|-----|-----|
| vs UCLA..... | 11/11/17 | DNP | | | | | | | | | | | | | | | | | | | | | |
| BETHUNE-COOKMAN..... | 11/19/17 | DNP | | | | | | | | | | | | | | | | | | | | | |
| UTRGV..... | 11/22/17 | 5 | 0 | 0 | .000 | 0 | 0 | .000 | 0 | 0 | .000 | 0 | 2 | 2 | 2.0 | 0 | 0 | 0 | 2 | 1 | 0 | 0 | 0.0 |
| NORTH TEXAS..... | 11/24/17 | 1 | 0 | 2 | .000 | 0 | 0 | .000 | 0 | 0 | .000 | 0 | 0 | 0 | 1.0 | 0 | 0 | 0 | 0 | 0 | 0 | 0 | 0.0 |
| NORTHWESTERN..... | 11/28/17 | DNP | | | | | | | | | | | | | | | | | | | | | |
| GRAMBLING STATE..... | 12/1/17 | DNP | | | | | | | | | | | | | | | | | | | | | |
| TENNESSEE..... | 12/3/17 | DNP | | | | | | | | | | | | | | | | | | | | | |
| at Wofford..... | 12/06/17 | DNP | | | | | | | | | | | | | | | | | | | | | |
| FLORIDA A&M..... | 12/17/17 | DNP | | | | | | | | | | | | | | | | | | | | | |
| at Georgia..... | 12/19/17 | DNP | | | | | | | | | | | | | | | | | | | | | |
| WRIGHT STATE..... | 12/22/17 | DNP | | | | | | | | | | | | | | | | | | | | | |
| COPPIN STATE..... | 12/27/17 | DNP | | | | | | | | | | | | | | | | | | | | | |
| at Notre Dame..... | 12/30/17 | DNP | | | | | | | | | | | | | | | | | | | | | |
| MIAMI..... | 1/3/18 | DNP | | | | | | | | | | | | | | | | | | | | | |
| YALE..... | 1/6/18 | 1 | 0 | 0 | .000 | 0 | 0 | .000 | 0 | 0 | .000 | 0 | 0 | 0 | 0.7 | 2 | 0 | 0 | 0 | 0 | 0 | 0 | 0.0 |
| NOTRE DAME..... | 1/10/18 | DNP | | | | | | | | | | | | | | | | | | | | | |
| at Pittsburgh..... | 1/13/18 | 1 | 0 | 0 | .000 | 0 | 0 | .000 | 0 | 0 | .000 | 0 | 0 | 0 | 0.5 | 0 | 0 | 0 | 0 | 0 | 0 | 0 | 0.0 |
| VIRGINIA..... | 1/18/18 | DNP | | | | | | | | | | | | | | | | | | | | | |
| at North Carolina..... | 1/20/18 | DNP | | | | | | | | | | | | | | | | | | | | | |
| at Florida State..... | 1/24/18 | DNP | | | | | | | | | | | | | | | | | | | | | |
| CLEMSON..... | 1/28/18 | DNP | | | | | | | | | | | | | | | | | | | | | |
| SYRACUSE..... | 1/31/18 | DNP | | | | | | | | | | | | | | | | | | | | | |
| at Boston College..... | 2/4/18 | DNP | | | | | | | | | | | | | | | | | | | | | |
| at Louisville..... | 2/8/18 | 1 | 0 | 0 | .000 | 0 | 0 | .000 | 0 | 0 | .000 | 1 | 0 | 1 | 0.6 | 1 | 0 | 1 | 0 | 0 | 0 | 0 | 0.0 |
| DUKE..... | 2/11/18 | DNP | | | | | | | | | | | | | | | | | | | | | |
| at Wake Forest..... | 2/14/18 | 1 | 0 | 0 | .000 | 0 | 0 | .000 | 0 | 0 | .000 | 0 | 0 | 0 | 0.5 | 0 | 0 | 0 | 0 | 1 | 0 | 0 | 0.0 |
| VIRGINIA TECH..... | 2/17/18 | 10 | 3 | 3 | 1.000 | 0 | 0 | .000 | 1 | 3 | .333 | 2 | 2 | 4 | 1.0 | 2 | 0 | 0 | 1 | 1 | 0 | 7 | 1.0 |
| at Virginia..... | 2/21/18 | 1 | 0 | 0 | .000 | 0 | 0 | .000 | 0 | 0 | .000 | 0 | 0 | 0 | 0.9 | 0 | 0 | 1 | 0 | 0 | 0 | 0 | 0.9 |
| at Clemson..... | 2/24/18 | DNP | | | | | | | | | | | | | | | | | | | | | |
| NC STATE..... | 3/1/18 | DNP | | | | | | | | | | | | | | | | | | | | | |
| WAKE FOREST..... | 3/3/18 | 0 | 0 | 0 | .000 | 0 | 0 | .000 | 0 | 0 | .000 | 0 | 0 | 0 | 0.8 | 0 | 0 | 0 | 0 | 0 | 0 | 0 | 0.8 |
| vs Boston College..... | 3/6/18 | DNP | | | | | | | | | | | | | | | | | | | | | |
| Totals..... | | 0 | 21 | 3 | 5 | .600 | 0 | 0 | .000 | 1 | 3 | .333 | 3 | 4 | 7 | 0.8 | 5 | 0 | 5 | 3 | 0 | 7 | 0.8 |



STUDENT-ATHLETE PROFILES

SHEMBARI PHILLIPS

2

Guard • 6-3 • 202 • Redshirt Junior • Atlanta, Ga. • Wheeler HS/Tennessee

Career Notes

Transfer from Tennessee who sat out the 2017-18 season and has two seasons of eligibility remaining ... Part-time starter (24 starts, 64 games) over two years with the Volunteers who shot 37.1 percent from three-point range and 77 percent from the free throw line ... Proved himself to be a capable scorer and established a reputation as a good defender ... Wore jersey #25 at Tennessee.



2016-17 (at Tennessee)

Appeared in 31 games and made 13 starts during his sophomore campaign ... Ended the season averaging 6.2 points, 3.1 rebounds, 1.7 assists and 20.9 minutes per game ... Led the Vols in assists seven times and led the team in steals eight times ... Averaged 32.3 mpg over his final four games of the season, posting 8.3 ppg and 5.0 rpg during that span ... Due partly to defensive ability, he saw increased minutes at the point guard position over the final three weeks of the season ... Missed the Vols' SEC Tournament game against Georgia (3/9/17) with a left ankle injury (suffered during practice the previous day) ... Made his second straight start and played a team-high 34 minutes in the win vs. Alabama (3/4/17) ... Matched his season-high with 16 points and seven rebounds in 32 minutes at LSU (3/1/17) ... Scored 14 points and handed out a career-best seven assists against Georgia Tech (12/3/16) ... Made two starts at point guard at the Maui Invitational and finished the tournament with a scoring average of 10.7 ppg and played the second-most minutes on the team at 26.7 per contest ... Scored a team-high 16 points--shooting 5-for-9 overall, 3-for-4 from 3-point range and 3-for-3 from the free-throw line--during Tennessee's loss to No. 16 Wisconsin at the Maui Invitational (11/21/16).

2015-16 (at Tennessee)

Appeared in 33 games for the Vols during his freshman campaign, getting the starting nod in each of the final 11 games of the season ... Averaged 5.4 points, 1.8 rebounds, and 16.2 minutes per game ... In SEC play, he owned the best 3-point percentage (.459) among all league freshmen with at least 30 attempts ... In 22 games prior to earning his first start, Phillips averaged 10.4 minutes per game. In his 11 starts thereafter, he averaged 27.9 mpg ... Ran off a streak of four consecutive games of double-figure scoring late in the regular season, including a season-best 23 points at Vanderbilt (3/1/16) which included four made 3-pointers ... Scored 13 points in 32 minutes of play in Tennessee's home loss to Arkansas (2/27/16) ... Posted a then-season-best in scoring with 16 points at South Carolina (2/24/16); he also handed out four assists for the second straight game ... With senior Kevin Punter Jr. sidelined with a foot injury, Phillips played a season-high 38 minutes and scored 13 points to help the Volunteers top LSU, 81-65, at home (2/20/16) ... Knocked down three 3-pointers in a then-season-high 23 minutes of action en route to 12 points at Arkansas (2/6/16) ... Recorded his best performance as a Vol against No. 21 Texas A&M (1/9/16), finishing with a then-season-best 15 points in 18 minutes of action (went 9-of-10 at the free throw line).

High School

Graduated from Wheeler High School in Marietta, Ga., where he was coached by Doug Lipscomb ... Helped lead Wheeler to a 30-2 record the 2015 Class AAAAAA state championship ... Was a 2015 McDonald's All-American nominee ... Made Sportscenter's "Top Plays" by throwing down a posterizing, one-handed transition dunk during the Spalding Hoophall Classic in Springfield, Mass., on Jan. 19, 2015 ... Rated by Hoopseen.com as one of the top 10 prospects in Georgia's Class of 2015 ... Attended Tucker High School in Tucker, Ga., as a junior in 2013-14, averaging 18 points, six rebounds, four assists and two blocks under coach James Hartry ... Played AAU ball with the Georgia Tornados program, coached by Steven Bouye.

Personal

Full name is Shembari Anthony Phillips (shem-BAR-ee) ... Born on March 21, 1997, in Atlanta, Ga. ... Son of Loxola Phillips Also has lived in Fort Lauderdale, Fla., and Queens, N.Y. ... Began playing basketball in ninth grade ... Enjoys swimming and riding bicycles ... Studied Criminal Justice at Tennessee; enrolled in History, Society and Technology at Tech.

CAREER HIGHS (at Tennessee)

Points: 23, at Vanderbilt, 3/1/16

Rebounds: 7 (4 times), last at LSU, 3/1/17

Assists: 7, vs. Georgia Tech, 12/3/16

Steals: 2 (4 times), last at Kentucky, 2/14/17

Blocks: 1 (9 times), last vs. Alabama, 3/4/17*

Field Goals: 8, at Vanderbilt, 3/1/16

3-Pointers: 4, at Vanderbilt, 3/1/16

Free Throws: 9, vs. Texas A&M, 1/9/16

Minutes: 38, vs. LSU, 2/20/16



CAREER STATISTICS

| Year | GP | GS | Min | Avg | FG | FGA | Pct | 3FG | 3FGA | Pct | FT | FTA | Pct | Off | Def | Tot | Avg | PF | FO | Ast | TO | Blk | Stl | Pts | Avg |
|--------------|-----------|-----------|-------------|-------------|------------|------------|-------------|-----------|------------|-------------|-----------|------------|-------------|-----------|------------|------------|------------|------------|----------|-----------|-----------|----------|-----------|------------|------------|
| 2015-16 | 33 | 11 | 535 | 16.2 | 60 | 147 | .408 | 21 | 57 | .368 | 36 | 47 | .766 | 14 | 47 | 61 | 1.9 | 72 | 2 | 32 | 44 | 5 | 8 | 177 | 5.4 |
| 2016-17 | 31 | 13 | 648 | 20.9 | 58 | 151 | .384 | 18 | 48 | .375 | 58 | 75 | .773 | 21 | 74 | 95 | 3.1 | 74 | 2 | 52 | 44 | 4 | 19 | 192 | 6.2 |
| TOTAL | 64 | 24 | 1183 | 18.5 | 118 | 298 | .396 | 39 | 105 | .371 | 94 | 122 | .770 | 35 | 121 | 156 | 2.4 | 146 | 4 | 84 | 88 | 9 | 27 | 369 | 5.8 |

CAREER STATISTICS - SEC GAMES

| Year | GP | GS | MP | Avg | FG | FGA | Pct | 3FG | 3FGA | Pct | FT | FTA | Pct | Off | Def | Tot | Avg | PF | FO | Ast | TO | Blk | Stl | Pts | Avg |
|--------------|-----------|-----------|------------|-------------|-----------|------------|-------------|-----------|-----------|-------------|-----------|-----------|-------------|-----------|-----------|-----------|------------|-----------|----------|-----------|-----------|----------|-----------|------------|------------|
| 2015-16 | 18 | 3 | 359 | 19.9 | 28 | 88 | .318 | 6 | 31 | .194 | 24 | 32 | .750 | 10 | 46 | 56 | 3.1 | 49 | 1 | 22 | 19 | 3 | 10 | 86 | 4.8 |
| 2016-17 | 18 | 8 | 368 | 20.4 | 48 | 111 | .432 | 17 | 41 | .415 | 27 | 35 | .771 | 8 | 35 | 43 | 2.4 | 48 | 2 | 20 | 28 | 1 | 5 | 140 | 7.8 |
| TOTAL | 36 | 11 | 727 | 20.2 | 76 | 199 | .382 | 23 | 72 | .319 | 51 | 67 | .761 | 18 | 81 | 99 | 2.8 | 97 | 3 | 42 | 47 | 4 | 15 | 226 | 6.3 |

STUDENT-ATHLETE PROFILES

PHILLIPS GAME-BY-GAME STATISTICS

| 2015-16 (at Tennessee).....Date | GS | Min | FG | FGA | Pct | 3FG | FGA | Pct | FT | FTA | Pct | Off | Def | Tot | Avg | PFFO | A | TO | Blk | Stl | Pts | Avg | |
|-----------------------------------|----|-----|----|-----|-------|-----|-----|-------|----|-----|-------|-----|-----|-----|-----|------|---|----|-----|-----|-----|------|-----|
| UNC ASHEVILLE.....11/13/15 | | 15 | 1 | 3 | .333 | 0 | 1 | .000 | 0 | 0 | .000 | 0 | 0 | 0 | 0.0 | 1 | 0 | 0 | 0 | 1 | 2 | 2.0 | |
| at Georgia Tech.....11/16/15 | | DNP | | | | | | | | | | | | | | | | | | | | | |
| MARSHALL.....11/19/15 | | 3 | 0 | 0 | .000 | 0 | 0 | .000 | 0 | 0 | .000 | 0 | 1 | 1 | 0.5 | 2 | 0 | 1 | 1 | 0 | 0 | 1.0 | |
| GARDNER-WEBB.....11/22/15 | | 5 | 0 | 0 | .000 | 0 | 0 | .000 | 0 | 0 | .000 | 0 | 1 | 1 | 0.7 | 3 | 0 | 3 | 2 | 0 | 0 | 0.7 | |
| ARMY WEST POINT.....11/24/15 | | 9 | 2 | 3 | .667 | 1 | 1 | 1.000 | 0 | 0 | .000 | 0 | 0 | 0 | 0.5 | 0 | 0 | 1 | 0 | 0 | 1 | 5.18 | |
| vs George Washington.....11/27/15 | | 19 | 1 | 8 | .125 | 0 | 2 | .000 | 0 | 0 | .000 | 1 | 0 | 1 | 0.6 | 3 | 0 | 1 | 0 | 1 | 0 | 2 | 1.8 |
| vs Nebraska.....11/28/15 | | 2 | 0 | 1 | .000 | 0 | 0 | .000 | 2 | 2 | 1.000 | 0 | 0 | 0 | 0.5 | 0 | 0 | 1 | 0 | 0 | 0 | 2 | 1.8 |
| at Butler.....12/12/15 | | 18 | 2 | 3 | .667 | 2 | 3 | .667 | 2 | 2 | 1.000 | 0 | 2 | 2 | 0.7 | 3 | 0 | 0 | 1 | 1 | 0 | 8 | 2.7 |
| FLORIDA ATLANTIC.....12/16/15 | | 15 | 1 | 2 | .500 | 0 | 0 | .000 | 0 | 0 | .000 | 1 | 0 | 1 | 0.8 | 0 | 0 | 2 | 4 | 0 | 0 | 2 | 2.6 |
| vs Gonzaga.....12/19/15 | | 3 | 0 | 0 | .000 | 0 | 0 | .000 | 0 | 0 | .000 | 0 | 0 | 0 | 0.7 | 1 | 0 | 0 | 1 | 0 | 0 | 0 | 2.3 |
| EAST TENNESSEE ST.....12/22/15 | | 3 | 1 | 2 | .500 | 0 | 0 | .000 | 0 | 0 | .000 | 0 | 1 | 1 | 0.7 | 0 | 0 | 1 | 0 | 0 | 0 | 2 | 2.3 |
| TENNESSEE STATE.....12/29/15 | | 13 | 0 | 1 | .000 | 0 | 1 | .000 | 1 | 2 | .500 | 0 | 2 | 2 | 0.8 | 0 | 0 | 0 | 0 | 0 | 0 | 1 | 2.2 |
| at Auburn.....1/2/16 | | 9 | 0 | 3 | .000 | 0 | 1 | .000 | 0 | 0 | .000 | 0 | 0 | 0 | 0.8 | 1 | 0 | 2 | 0 | 0 | 0 | 0 | 2.0 |
| FLORIDA.....1/6/16 | | 11 | 0 | 1 | .000 | 0 | 0 | .000 | 3 | 4 | .750 | 0 | 1 | 1 | 0.8 | 1 | 0 | 0 | 0 | 0 | 1 | 3 | 2.1 |
| TEXAS A&M.....1/9/16 | | 18 | 3 | 6 | .500 | 0 | 1 | .000 | 9 | 10 | .900 | 1 | 1 | 2 | 0.9 | 3 | 0 | 0 | 1 | 0 | 0 | 15 | 3.0 |
| at Georgia.....1/31/16 | | 8 | 1 | 3 | .333 | 0 | 0 | .000 | 1 | 1 | 1.000 | 0 | 0 | 0 | 0.8 | 2 | 0 | 2 | 0 | 0 | 0 | 3 | 3.0 |
| at Mississippi State.....1/16/16 | | 10 | 1 | 2 | .500 | 1 | 2 | .500 | 0 | 0 | .000 | 0 | 2 | 2 | 0.9 | 3 | 0 | 1 | 0 | 0 | 0 | 3 | 3.0 |
| VANDERBILT.....1/20/16 | | 9 | 1 | 2 | .500 | 0 | 1 | .000 | 2 | 2 | 1.000 | 0 | 1 | 1 | 0.9 | 3 | 0 | 1 | 0 | 0 | 1 | 4 | 3.1 |
| SOUTH CAROLINA.....1/23/16 | | 1 | 0 | 0 | .000 | 0 | 0 | .000 | 2 | 2 | 1.000 | 0 | 0 | 0 | 0 | 0 | 0 | 1 | 0 | 0 | 0 | 2 | 3.0 |
| at Alabama.....1/26/16 | | 4 | 1 | 1 | 1.000 | 1 | 1 | 1.000 | 0 | 0 | .000 | 0 | 0 | 0 | 0.8 | 0 | 0 | 1 | 0 | 0 | 0 | 3 | 3.0 |
| at TOU.....1/30/16 | | 17 | 2 | 6 | .333 | 1 | 4 | .250 | 1 | 2 | .500 | 3 | 2 | 5 | 1.0 | 4 | 0 | 1 | 1 | 0 | 1 | 6 | 3.2 |
| KENTUCKY.....2/2/16 | | 13 | 2 | 2 | 1.000 | 1 | 1 | 1.000 | 0 | 0 | .000 | 0 | 2 | 2 | 1.0 | 4 | 0 | 0 | 1 | 0 | 0 | 5 | 3.2 |
| at Arkansas.....2/6/16 | | 23 | 4 | 9 | .444 | 3 | 6 | .500 | 1 | 2 | .500 | 0 | 0 | 0 | 1.0 | 5 | 1 | 3 | 0 | 0 | 0 | 12 | 3.6 |
| AUBURN.....2/9/16 | * | 31 | 2 | 9 | .222 | 0 | 2 | .000 | 2 | 2 | 1.000 | 1 | 5 | 6 | 1.2 | 1 | 0 | 1 | 0 | 0 | 1 | 6 | 3.7 |
| at Missouri.....2/13/16 | * | 32 | 4 | 7 | .571 | 2 | 4 | .500 | 0 | 0 | .000 | 1 | 3 | 4 | 1.3 | 5 | 1 | 2 | 0 | 0 | 0 | 10 | 4.0 |
| at Kentucky.....2/18/16 | * | 26 | 2 | 5 | .400 | 1 | 1 | 1.000 | 2 | 2 | 1.000 | 1 | 1 | 2 | 1.4 | 4 | 0 | 1 | 0 | 0 | 0 | 7 | 4.1 |
| LSU.....2/20/16 | * | 38 | 5 | 9 | .556 | 1 | 3 | .333 | 2 | 4 | .500 | 1 | 5 | 6 | 1.5 | 3 | 0 | 4 | 2 | 0 | 0 | 13 | 4.5 |
| at South Carolina.....2/24/16 | * | 36 | 7 | 15 | .467 | 2 | 7 | .286 | 0 | 3 | .000 | 0 | 5 | 5 | 1.7 | 4 | 0 | 4 | 6 | 0 | 1 | 16 | 4.9 |
| ARKANSAS.....2/27/16 | * | 32 | 6 | 14 | .429 | 1 | 2 | .500 | 0 | 0 | .000 | 1 | 2 | 3 | 1.7 | 3 | 0 | 2 | 1 | 0 | 0 | 13 | 5.2 |
| at Vanderbilt.....3/1/16 | * | 37 | 8 | 17 | .471 | 4 | 5 | .800 | 3 | 3 | 1.000 | 1 | 6 | 7 | 1.9 | 2 | 0 | 2 | 5 | 0 | 0 | 23 | 5.8 |
| MISSISSIPPI.....3/5/16 | * | 30 | 1 | 6 | .167 | 0 | 4 | .000 | 0 | 0 | .000 | 1 | 1 | 2 | 1.9 | 4 | 0 | 1 | 5 | 0 | 1 | 2 | 5.7 |
| vs Auburn.....3/9/16 | * | 25 | 1 | 2 | .500 | 0 | 1 | .000 | 3 | 4 | .750 | 1 | 1 | 2 | 1.9 | 4 | 0 | 2 | 2 | 0 | 0 | 5 | 5.6 |
| vs Vanderbilt.....3/10/16 | * | 9 | 0 | 2 | .000 | 0 | 1 | .000 | 0 | 0 | .000 | 0 | 0 | 0 | 1.8 | 0 | 1 | 1 | 0 | 0 | 0 | 0 | 5.5 |
| vs LSU.....3/11/16 | * | 11 | 1 | 3 | .333 | 0 | 2 | .000 | 0 | 0 | .000 | 0 | 2 | 2 | 1.8 | 3 | 0 | 0 | 2 | 0 | 0 | 2 | 5.4 |
| Total..... | 11 | 535 | 60 | 147 | .408 | 21 | 57 | .368 | 36 | 47 | .766 | 14 | 47 | 61 | 1.9 | 72 | 2 | 32 | 44 | 5 | 8 | 177 | 5.4 |

| 2016-17 (at Tennessee).....Date GS | Min | FG | FGA | Pct | 3FG | FGA | Pct | FT | FTA | Pct | Off | Def | Tot | Avg | PFFO | A | TO | Blk | Stl | Pts | Avg | | |
|--------------------------------------|-----|-----|-----|-------|------|-----|-------|------|-----|-------|------|-----|-----|-----|------|----|----|-----|-----|-----|------|-----|-----|
| CHATTANOOGA.....11/11/16 | 23 | 1 | 4 | .250 | 0 | 1 | .000 | 6 | 6 | 1.000 | 2 | 3 | 5 | 5.0 | 2 | 0 | 2 | 0 | 1 | 8 | 8.0 | | |
| APPALACHIAN STATE.....11/15/16 | 25 | 4 | 5 | .800 | 2 | 2 | 1.000 | 1 | 2 | .500 | 2 | 2 | 4 | 4.5 | 3 | 0 | 2 | 2 | 1 | 11 | 9.5 | | |
| vs Wisconsin.....11/21/16 | 29 | 5 | 9 | .556 | 3 | 4 | .750 | 3 | 3 | 1.000 | 0 | 2 | 2 | 3.7 | 1 | 0 | 1 | 2 | 0 | 16 | 11.7 | | |
| vs Oregon.....11/22/16 | 24 | 0 | 5 | .000 | 0 | 1 | .000 | 4 | 4 | 1.000 | 1 | 3 | 4 | 3.8 | 4 | 0 | 1 | 2 | 0 | 2 | 4 | 9.8 | |
| vs Chamorro.....11/23/16 | 27 | 4 | 7 | .571 | 1 | 1 | 1.000 | 3 | 5 | .600 | 3 | 3 | 6 | 4.2 | 2 | 0 | 2 | 3 | 0 | 12 | 10.2 | | |
| GEORGIA TECH.....12/3/16 | 30 | 4 | 5 | .800 | 2 | 2 | 1.000 | 4 | 4 | 1.000 | 1 | 4 | 5 | 4.3 | 2 | 0 | 7 | 1 | 0 | 14 | 10.8 | | |
| PRESBYTERIAN.....12/6/16 | 21 | 2 | 3 | .667 | 1 | 1 | 1.000 | 2 | 2 | 1.000 | 0 | 3 | 3 | 4.1 | 0 | 0 | 4 | 0 | 0 | 7 | 10.3 | | |
| at North Carolina.....12/11/16 | 28 | 2 | 5 | .400 | 0 | 0 | .000 | 3 | 4 | .750 | 0 | 0 | 0 | 3.6 | 2 | 0 | 2 | 4 | 0 | 7 | 9.9 | | |
| TENNESSEE TECH.....12/13/16 | 29 | 2 | 5 | .400 | 1 | 1 | 1.000 | 4 | 5 | .800 | 0 | 2 | 2 | 3.4 | 1 | 0 | 5 | 2 | 0 | 2 | 9 | 9.8 | |
| LIPSCOMB.....12/15/16 | 19 | 3 | 5 | .600 | 0 | 0 | .000 | 3 | 4 | .750 | 0 | 4 | 4 | 3.5 | 5 | 1 | 5 | 2 | 0 | 9 | 9.7 | | |
| vs Gonzaga.....12/18/16 | 13 | 1 | 7 | .143 | 0 | 1 | .000 | 0 | 0 | .000 | 1 | 1 | 2 | 3.4 | 1 | 0 | 1 | 2 | 0 | 2 | 9.0 | | |
| at East Tennessee State.....12/22/16 | 16 | 2 | 2 | 1.000 | 2 | 2 | 1.000 | 1 | 4 | .250 | 1 | 1 | 2 | 3.3 | 2 | 0 | 0 | 3 | 0 | 7 | 8.8 | | |
| at Texas A&M.....12/29/16 | 19 | 4 | 8 | .500 | 0 | 2 | .000 | 2 | 4 | .500 | 1 | 5 | 6 | 3.5 | 3 | 0 | 3 | 4 | 1 | 10 | 8.9 | | |
| ARKANSAS.....1/3/17 | 22 | 0 | 2 | .000 | 0 | 0 | .000 | 0 | 0 | .000 | 1 | 6 | 7 | 3.7 | 2 | 0 | 2 | 1 | 0 | 0 | 8.3 | | |
| at Florida.....1/7/17 | 0 | 0 | 0 | .000 | 0 | 0 | .000 | 0 | 0 | .000 | 0 | 0 | 0 | 3.5 | 0 | 0 | 0 | 0 | 0 | 0 | 7.7 | | |
| SOUTH CAROLINA.....1/11/17 | 19 | 0 | 4 | .000 | 0 | 2 | .000 | 0 | 0 | .000 | 0 | 2 | 2 | 3.4 | 3 | 0 | 1 | 1 | 0 | 0 | 7.3 | | |
| at Vanderbilt.....1/14/17 | 19 | 2 | 4 | .500 | 1 | 2 | .500 | 0 | 0 | .000 | 0 | 2 | 2 | 3.3 | 3 | 0 | 0 | 0 | 0 | 2 | 5.7 | | |
| at Mississippi.....1/17/17 | 19 | 1 | 3 | .333 | 0 | 1 | .000 | 3 | 4 | .750 | 2 | 1 | 3 | 3.3 | 5 | 1 | 0 | 0 | 0 | 5 | 7.0 | | |
| MISSISSIPPI STATE.....1/21/17 | 14 | 0 | 2 | .000 | 0 | 1 | .000 | 0 | 0 | .000 | 1 | 1 | 2 | 3.2 | 2 | 0 | 0 | 1 | 0 | 0 | 6.6 | | |
| KENTUCKY.....1/24/17 | 10 | 2 | 3 | .667 | 0 | 0 | .000 | 0 | 0 | .000 | 0 | 2 | 2 | 3.2 | 3 | 0 | 0 | 1 | 0 | 2 | 4 | 6.5 | |
| KANSAS STATE.....1/28/17 | 5 | 0 | 1 | .000 | 0 | 1 | .000 | 0 | 0 | .000 | 0 | 0 | 0 | 3.0 | 0 | 0 | 0 | 0 | 0 | 0 | 6.2 | | |
| at Auburn.....1/31/17 | 17 | 2 | 5 | .400 | 0 | 1 | .000 | 0 | 0 | .000 | 1 | 2 | 3 | 3.0 | 3 | 0 | 4 | 0 | 0 | 4 | 6.1 | | |
| at Mississippi State.....2/4/17 | 11 | 0 | 0 | .000 | 0 | 0 | .000 | 2 | 2 | 1.000 | 0 | 2 | 2 | 3.0 | 2 | 0 | 0 | 0 | 0 | 2 | 5.9 | | |
| MISSISSIPPI.....2/8/17 | 13 | 0 | 2 | .000 | 0 | 1 | .000 | 3 | 4 | .750 | 0 | 0 | 0 | 2.8 | 1 | 0 | 0 | 0 | 0 | 3 | 5.8 | | |
| GEORGIA.....2/11/17 | 21 | 1 | 2 | .500 | 1 | 1 | 1.000 | 0 | 0 | .000 | 0 | 2 | 2 | 2.8 | 2 | 0 | 4 | 0 | 0 | 1 | 3 | 5.7 | |
| at Kentucky.....2/14/17 | 18 | 2 | 9 | .222 | 0 | 3 | .000 | 3 | 4 | .750 | 0 | 3 | 3 | 2.8 | 3 | 0 | 0 | 0 | 0 | 2 | 7 | 5.7 | |
| MISSOURI.....2/18/17 | 28 | 4 | 7 | .571 | 2 | 5 | .400 | 0 | 0 | .000 | 0 | 2 | 2 | 2.8 | 3 | 0 | 3 | 1 | 1 | 10 | 5.9 | | |
| VANDERBILT.....2/22/17 | 34 | 2 | 13 | .154 | 0 | 3 | .000 | 2 | 3 | .667 | 2 | 5 | 7 | 2.9 | 4 | 0 | 2 | 3 | 0 | 1 | 6 | 5.9 | |
| at South Carolina.....2/25/17 | 29 | 2 | 7 | .286 | 0 | 2 | .000 | 2 | 3 | .667 | 0 | 3 | 3 | 2.9 | 3 | 0 | 1 | 3 | 0 | 1 | 6 | 5.9 | |
| at LSU.....3/1/17 | 32 | 4 | 7 | .571 | 2 | 4 | .500 | 6 | 6 | 1.000 | 1 | 6 | 7 | 3.1 | 4 | 0 | 1 | 2 | 0 | 16 | 6.2 | | |
| ALABAMA.....3/4/17 | 34 | 2 | 10 | .200 | 0 | 3 | .000 | 1 | 2 | .500 | 1 | 2 | 3 | 3.1 | 3 | 0 | 1 | 2 | 1 | 1 | 5 | 6.2 | |
| Total..... | 13 | 648 | 58 | 151 | .384 | 18 | 48 | .375 | 58 | 75 | .773 | 21 | 74 | 95 | 3.1 | 74 | 2 | 52 | 44 | 4 | 19 | 192 | 6.2 |



STUDENT-ATHLETE PROFILES

MALACHI RICE

55

Guard • 6-0 • 186 • Sophomore • Indianapolis, Ind. • Brebeuf Jesuit Prep

Career Notes

Non-scholarship point guard who enrolled in classes and joined the Tech program in the summer of 2017 ... Left-handed.

2017-18

Played in six games, including four ACC games, for a total of six minutes ... Took one shot from the floor but did not score.



High School

Played four years, lettering in three, on the varsity team for coach Todd Howard at Brebeuf Jesuit Preparatory School ... Led Brebeuf to Circle City Conference championships twice, averaging 11.6 points and 2.8 assists as a senior in 2017, and a sectional title in 2016, when he averaged 6.8 points and 2.4 assists ... He scored 15 points with four assists in Brebeuf's sectional championship win over Crispus Attucks ... Played in the Marion County all-star game following his senior year.

Personal

Full name is Malachi Jordan Rice ... Born March 6, 1999 in London, England ... Son of Derica and Robin Rice ... One of three children ... Older brother Solomon is a distance runner on the track team at Columbia University ... Twin brother Isaiah is a freshman walk-on basketball player at Vanderbilt ... His uncle, Kenneth Rice, played basketball at Alabama from 1988-91 ... Began playing basketball in a recreational league at age 4 ... Had performed 150 hours of community service during the year prior to his enrollment at Tech ... Majoring in economics.

RICE GAME-BY-GAME STATISTICS

| Opponent | Date | GS | Min | FG | FGA | Pct | 3FG | 3FGA | Pct | FT | FTA | Pct | OR | DR | Tot | Avg | PFFO | A | TO | Blk | Stl | Pts | Avg |
|-------------------|----------|-----|-----|----|------|------|-----|------|------|----|-----|------|----|----|-----|-----|------|---|----|-----|-----|-----|-----|
| vs UCLA | 11/17/17 | DNP | | | | | | | | | | | | | | | | | | | | | |
| BETHUNE-COOKMAN | 11/19/17 | DNP | | | | | | | | | | | | | | | | | | | | | |
| UTRGV | 11/22/17 | 1 | 0 | 0 | .000 | | 0 | 0 | .000 | 0 | 0 | .000 | 0 | 0 | 0 | 0.0 | 0 | 0 | 1 | 0 | 0 | 0 | 0.0 |
| NORTH TEXAS | 11/24/17 | DNP | | | | | | | | | | | | | | | | | | | | | |
| NORTHWESTERN | 11/28/17 | DNP | | | | | | | | | | | | | | | | | | | | | |
| GRAMBLING STATE | 12/1/17 | DNP | | | | | | | | | | | | | | | | | | | | | |
| TENNESSEE | 12/3/17 | DNP | | | | | | | | | | | | | | | | | | | | | |
| at Wake Forest | 12/06/17 | DNP | | | | | | | | | | | | | | | | | | | | | |
| FLORIDA A&M | 12/17/17 | 2 | 0 | 1 | .000 | | 0 | 0 | .000 | 0 | 0 | .000 | 0 | 0 | 0 | 0.0 | 0 | 0 | 0 | 0 | 0 | 0 | 0.0 |
| at Georgia | 12/19/17 | DNP | | | | | | | | | | | | | | | | | | | | | |
| WRIGHT STATE | 12/22/17 | DNP | | | | | | | | | | | | | | | | | | | | | |
| COPPIN STATE | 12/27/17 | DNP | | | | | | | | | | | | | | | | | | | | | |
| at Notre Dame | 12/30/17 | DNP | | | | | | | | | | | | | | | | | | | | | |
| MIAMI | 1/3/18 | DNP | | | | | | | | | | | | | | | | | | | | | |
| YALE | 1/6/18 | DNP | | | | | | | | | | | | | | | | | | | | | |
| NOTRE DAME | 1/10/18 | DNP | | | | | | | | | | | | | | | | | | | | | |
| at Pittsburgh | 1/13/18 | 1 | 0 | 0 | .000 | | 0 | 0 | .000 | 0 | 0 | .000 | 0 | 0 | 0 | 0.0 | 0 | 0 | 0 | 0 | 0 | 0 | 0.0 |
| at Virginia | 1/18/18 | DNP | | | | | | | | | | | | | | | | | | | | | |
| at North Carolina | 1/20/18 | DNP | | | | | | | | | | | | | | | | | | | | | |
| at Florida State | 1/24/18 | DNP | | | | | | | | | | | | | | | | | | | | | |
| CLEMSON | 1/28/18 | DNP | | | | | | | | | | | | | | | | | | | | | |
| SYRACUSE | 1/31/18 | DNP | | | | | | | | | | | | | | | | | | | | | |
| at Boston College | 2/4/18 | DNP | | | | | | | | | | | | | | | | | | | | | |
| at Louisville | 2/8/18 | DNP | | | | | | | | | | | | | | | | | | | | | |
| DUKE | 2/11/18 | DNP | | | | | | | | | | | | | | | | | | | | | |
| at Wake Forest | 2/14/18 | 1 | 0 | 0 | .000 | | 0 | 0 | .000 | 0 | 0 | .000 | 0 | 0 | 0 | 0.0 | 0 | 0 | 0 | 0 | 0 | 0 | 0.0 |
| at Virginia Tech | 2/17/18 | 1 | 0 | 0 | .000 | | 0 | 0 | .000 | 0 | 0 | .000 | 0 | 0 | 0 | 0.0 | 0 | 0 | 0 | 0 | 0 | 0 | 0.0 |
| at Virginia | 2/21/18 | DNP | | | | | | | | | | | | | | | | | | | | | |
| at Clemson | 2/24/18 | 0 | 0 | 0 | .000 | | 0 | 0 | .000 | 0 | 0 | .000 | 0 | 0 | 0 | 0.0 | 0 | 0 | 0 | 0 | 0 | 0 | 0.0 |
| NC STATE | 3/1/18 | DNP | | | | | | | | | | | | | | | | | | | | | |
| WAKE FOREST | 3/3/18 | DNP | | | | | | | | | | | | | | | | | | | | | |
| vs Boston College | 3/6/18 | DNP | | | | | | | | | | | | | | | | | | | | | |
| Totals | | 0 | 6 | 0 | 1 | .000 | 0 | 0 | .000 | 0 | 0 | .000 | 0 | 0 | 0 | 0.0 | 0 | 0 | 1 | 0 | 0 | 0 | 0.0 |

CAREER STATISTICS

| Year | GP | GS | MP | Avg | FG | FGA | Pct | 3FG | 3FGA | Pct | FT | FTA | Pct | Off | Def | Tot | Avg | PF | FO | Ast | TO | Blk | Stl | Pts | Avg |
|---------|----|----|----|-----|----|-----|------|-----|------|------|----|-----|------|-----|-----|-----|-----|----|----|-----|----|-----|-----|-----|-----|
| 2017-18 | 6 | 0 | 6 | 1.0 | 0 | 1 | .000 | 0 | 0 | .000 | 0 | 0 | .000 | 0 | 0 | 0 | 0.0 | 0 | 0 | 0 | 1 | 0 | 0 | 0 | 0.0 |
| TOTAL | 6 | 0 | 6 | 1.0 | 0 | 1 | .000 | 0 | 0 | .000 | 0 | 0 | .000 | 0 | 0 | 0 | 0.0 | 0 | 0 | 0 | 1 | 0 | 0 | 0 | 0.0 |

AVI SCHAFFER

32

Center • 6-8 • 235 • Sophomore • Osaka, Japan • Brewster Academy (N.H.)

Career Notes

Non-scholarship center who joined the Yellow Jackets for the fall 2017 term ... From Japan, he attended Brewster Academy in Wolfeboro, N.H., his senior year, where he was a basketball teammate of freshman wing Curtis Haywood II ... Played for Japan in the 2016 FIBA Asia U18 Championship, the FIBA U19 World Cup, and the 2018 Asian Games.

2017-18

Played in four games (two ACC games), totalling three minutes ... Grabbed two rebounds ... Played for the Japan national team in the 2018 Asian Games, averaging 6.0 points and 5.7 rebounds over six games as Japan placed seventh.



SCHAFFER GAME-BY-GAME STATISTICS

| Opponent | Date | GS | Min | FG | FGA | Pct | 3FG | 3FGA | Pct | FT | FTA | Pct | OR | DR | Tot | Avg | PFFO | A | TO | Blk | Stl | Pts | Avg | |
|-------------------|----------|----|-----|----|-----|------|-----|------|------|----|-----|------|----|----|-----|-----|------|---|----|-----|-----|-----|-----|--|
| vs UCLA | 11/17/17 | | DNP | | | | | | | | | | | | | | | | | | | | | |
| BETHUNE-COOKMAN | 11/19/17 | | DNP | | | | | | | | | | | | | | | | | | | | | |
| UTRGV | 11/22/17 | | 1 | 0 | 0 | .000 | 0 | 0 | .000 | 0 | 0 | .000 | 0 | 0 | 0 | 0.0 | 0 | 0 | 0 | 0 | 0 | 0 | 0.0 | |
| NORTH TEXAS | 11/24/17 | | DNP | | | | | | | | | | | | | | | | | | | | | |
| NORTHWESTERN | 11/28/17 | | DNP | | | | | | | | | | | | | | | | | | | | | |
| GRAMBLING STATE | 12/1/17 | | DNP | | | | | | | | | | | | | | | | | | | | | |
| TENNESSEE | 12/3/17 | | DNP | | | | | | | | | | | | | | | | | | | | | |
| at Wakeford | 12/06/17 | | DNP | | | | | | | | | | | | | | | | | | | | | |
| FLORIDA A&M | 12/17/17 | | 0 | 0 | 1 | .000 | 0 | 0 | .000 | 0 | 0 | .000 | 1 | 0 | 1 | 0.5 | 0 | 0 | 0 | 0 | 0 | 0 | 0.0 | |
| at Georgia | 12/19/17 | | DNP | | | | | | | | | | | | | | | | | | | | | |
| WRIGHT STATE | 12/22/17 | | DNP | | | | | | | | | | | | | | | | | | | | | |
| COPPIN STATE | 12/27/17 | | DNP | | | | | | | | | | | | | | | | | | | | | |
| at Notre Dame | 12/30/17 | | DNP | | | | | | | | | | | | | | | | | | | | | |
| MIAMI | 1/3/18 | | DNP | | | | | | | | | | | | | | | | | | | | | |
| YALE | 1/6/18 | | DNP | | | | | | | | | | | | | | | | | | | | | |
| NOTRE DAME | 1/10/18 | | DNP | | | | | | | | | | | | | | | | | | | | | |
| at Pittsburgh | 1/13/18 | | 1 | 0 | 0 | .000 | 0 | 0 | .000 | 0 | 0 | .000 | 0 | 0 | 0 | 0.3 | 1 | 0 | 0 | 0 | 0 | 0 | 0.0 | |
| at Virginia | 1/18/18 | | DNP | | | | | | | | | | | | | | | | | | | | | |
| at North Carolina | 1/20/18 | | DNP | | | | | | | | | | | | | | | | | | | | | |
| at Florida State | 1/24/18 | | DNP | | | | | | | | | | | | | | | | | | | | | |
| CLEMSON | 1/28/18 | | DNP | | | | | | | | | | | | | | | | | | | | | |
| SYRACUSE | 1/31/18 | | DNP | | | | | | | | | | | | | | | | | | | | | |
| at Boston College | 2/4/18 | | DNP | | | | | | | | | | | | | | | | | | | | | |
| at Louisville | 2/8/18 | | DNP | | | | | | | | | | | | | | | | | | | | | |
| DUKE | 2/11/18 | | DNP | | | | | | | | | | | | | | | | | | | | | |
| at Wake Forest | 2/14/18 | | 1 | 0 | 0 | .000 | 0 | 0 | .000 | 0 | 0 | .000 | 0 | 1 | 1 | 0.5 | 0 | 0 | 0 | 0 | 0 | 0 | 0.0 | |
| at Virginia Tech | 2/17/18 | | DNP | | | | | | | | | | | | | | | | | | | | | |
| at Virginia | 2/21/18 | | DNP | | | | | | | | | | | | | | | | | | | | | |
| at Clemson | 2/24/18 | | DNP | | | | | | | | | | | | | | | | | | | | | |
| NC STATE | 3/1/18 | | DNP | | | | | | | | | | | | | | | | | | | | | |
| WAKE FOREST | 3/3/18 | | DNP | | | | | | | | | | | | | | | | | | | | | |
| vs Boston College | 3/6/18 | | DNP | | | | | | | | | | | | | | | | | | | | | |
| Totals | | 0 | 3 | 0 | 1 | .000 | 0 | 0 | .000 | 0 | 0 | .000 | 1 | 1 | 2 | 0.5 | 1 | 0 | 0 | 0 | 0 | 0 | 0.0 | |

CAREER STATISTICS

| Year | GP | GS | MP | Avg | FG | FGA | Pct | 3FG | 3FGA | Pct | FT | FTA | Pct | Off | Def | Tot | Avg | PF | FO | Ast | TO | Blk | Stl | Pts | Avg |
|---------|----|----|----|-----|----|-----|------|-----|------|------|----|-----|------|-----|-----|-----|-----|----|----|-----|----|-----|-----|-----|-----|
| 2017-18 | 4 | 0 | 3 | 0.8 | 0 | 1 | .000 | 0 | 0 | .000 | 0 | 0 | .000 | 1 | 1 | 2 | 0.5 | 1 | 0 | 0 | 0 | 0 | 0 | 0 | 0.0 |
| TOTAL | 4 | 0 | 3 | 0.8 | 0 | 1 | .000 | 0 | 0 | .000 | 0 | 0 | .000 | 1 | 1 | 2 | 0.5 | 1 | 0 | 0 | 0 | 0 | 0 | 0 | 0.0 |

STUDENT-ATHLETE PROFILES

MOSES WRIGHT

5

Forward • 6-9 • 217 • Sophomore • Raleigh, N.C. • William G. Enloe HS

Career Notes

Rapidly growing forward from Raleigh, N.C., described as a "late-bloomer" whose best basketball is ahead of him ... Earned significant playing time early in his freshman season and again late in the year as injuries thinned Tech's ranks ... With development, has the ability to impact the game at both ends with his shooting, rebounding and shot-blocking skills ... Has grown four inches and added 40 pounds since his sophomore year in high school ... Has good athleticism and shot-blocking ability ... Can play multiple positions, has a good basketball IQ and is tough ... First North Carolina native to sign with Tech since Anthony Morrow (Charlotte), who played at Tech from 2004-08 and is an eight-year NBA veteran ... Wore No. 12 as a freshman, changed to No. 5.



2017-18

Received his most extensive playing time since before Christmas with an average of 23.1 minutes over Tech's final eight games, including a season-high of 35 at Virginia ... Averaged 4.3 points and 4.9 rebounds ... Had played very little in Tech's first 11 ACC games ... Started four straight games (8.3 ppg, 5.5 rpg) around the holiday before seeing his minutes curtailed when ACC play began ... Had played a total of 19 minutes in five games over a 12-game span for Tech before Tech's Feb. 11 game against Duke, in which he had nine points and seven rebounds in 20 minutes ... Scored a season-best 19 points (8-9 FG) with seven rebounds and three steals in a season-high 27 minutes against Florida A&M ... Had four points, six rebounds, one assist, one block and one steal in 26 minutes at Georgia ... Grabbed a season-high eight rebounds against Bethune-Cookman ... Scored six points each against Tennessee and Wofford ... Had five big rebounds in 17 minutes against Northwestern.

High School

Under head coach Patrick Paye, employed a deft inside-out offensive attack while his 7-foot-2 wingspan allowed him to wreak havoc on the glass ... In his senior season, led his team in scoring (22.0 ppg), rebounding (11.0 rpg), blocks (2.0 bpg) and three-point shooting (41.0 pct.) ... Earned all-conference and all-region honors his senior season and was also selected to play in the North Carolina-South Carolina All-Star game ... Played for the Garner Road Elite in the AAU circuit, from which coach Dwayne West has sent players like Isaiah Hicks (North Carolina) and T.J. Warren (NC State) to ACC programs ... Also played and lettered one year in tennis.

Personal

Full name is Moses Anthony Wright ... Born December 23, 1998 in Raleigh, N.C. ... Son of Gerald (deceased) and Calla Wright ... Has an older brother, Robert ... Began playing basketball by trying out for his high school team at the age of 14 ... Enjoys swimming and working puzzles ... Plans to study business administration.



CAREER HIGHS

Points: 19, Florida A&M -- 12/17/17
Rebounds: 8, Bethune-Cookman -- 11/19/17 ; Virginia Tech -- 2/17/18
Assists: 3, Bethune-Cookman -- 11/19/17
Steals: 3, Florida A&M -- 12/17/17
Blocks: 3, North Texas -- 11/24/17
FG made: 8, Florida A&M -- 12/17/17
FG attempts: 10, at Clemson -- 2/24/18
3FG made: 1, Tennessee -- 12/3/17 ; Duke -- 2/11/18
3FG attempts: 4, Virginia Tech -- 2/17/18
FT made: 4, at Clemson -- 2/24/18
FT attempts: 7, Florida A&M -- 12/17/17
Minutes: 35, at Virginia -- 2/21/18

CAREER ACC HIGHS

Points: 9, Duke -- 2/11/18
Rebounds: 8, Virginia Tech -- 2/17/18
Assists: 2, Duke -- 2/11/18 ; at Clemson -- 2/24/18
Steals: 2, Virginia Tech -- 2/17/18 ; at Virginia -- 2/21/18
Blocks: 2, Duke -- 2/11/18 ; NC State -- 3/1/18
FG made: 3, Duke -- 2/11/18 ; Virginia Tech -- 2/17/18 ; at Virginia -- 2/21/18
FG attempts: 10, at Clemson -- 2/24/18
3FG made: 1, Duke -- 2/11/18
3FG attempts: 4, Virginia Tech -- 2/17/18
FT made: 4, at Clemson -- 2/24/18
FT attempts: 5, at Clemson -- 2/24/18
Minutes: 35, at Virginia -- 2/21/18

WRIGHT GAME-BY-GAME STATISTICS

| Opponent | Date | GS | Min | FG | FGA | Pct | 3FG | FGA | Pct | FT | FTA | Pct | OR | DR | Tot | Avg | PFFO | A | TO | Blk | Stl | Pts | Avg | | |
|-------------------|----------|----|-----|-----|-----|------|------|-----|------|------|-----|------|------|----|-----|-----|------|----|----|-----|-----|-----|------|-----|-----|
| vs UCLA | 11/17/17 | | 16 | 0 | 6 | .000 | 0 | 1 | .000 | 0 | 0 | .000 | 2 | 0 | 2 | 2.0 | 2 | 0 | 0 | 0 | 1 | 0 | 0.0 | | |
| BETHUNE-COOKMAN | 11/19/17 | | 20 | 2 | 7 | .286 | 0 | 1 | .000 | 0 | 0 | .000 | 1 | 7 | 8 | 5.0 | 4 | 0 | 3 | 2 | 1 | 0 | 4.0 | | |
| UTRGV | 11/22/17 | | 11 | 1 | 3 | .333 | 0 | 0 | .000 | 3 | 6 | .500 | 0 | 0 | 0 | 3.3 | 2 | 0 | 2 | 1 | 1 | 5 | 3.0 | | |
| NORTH TEXAS | 11/24/17 | | 11 | 2 | 5 | .400 | 0 | 0 | .000 | 0 | 0 | .000 | 1 | 1 | 2 | 3.0 | 2 | 0 | 0 | 3 | 1 | 4 | 4.3 | | |
| NORTHWESTERN | 11/28/17 | | 17 | 1 | 3 | .333 | 0 | 1 | .000 | 1 | 11 | .000 | 1 | 4 | 5 | 3.4 | 1 | 0 | 1 | 0 | 0 | 3 | 3.2 | | |
| GRAMBLING STATE | 12/1/17 | | 6 | 0 | 2 | .000 | 0 | 0 | .000 | 0 | 0 | .000 | 1 | 1 | 2 | 3.2 | 2 | 0 | 0 | 1 | 0 | 0 | 2.7 | | |
| TENNESSEE | 12/3/17 | | 11 | 2 | 4 | .500 | 1 | 1 | .000 | 1 | 2 | .500 | 0 | 0 | 0 | 2.7 | 0 | 0 | 0 | 0 | 0 | 0 | 6.3 | | |
| at Wofford | 12/06/17 | | 23 | 2 | 6 | .333 | 0 | 3 | .000 | 2 | 21 | .000 | 0 | 4 | 4 | 2.9 | 0 | 0 | 0 | 1 | 0 | 0 | 6.3 | | |
| FLORIDA A&M | 12/17/17 | * | 27 | 8 | 9 | .889 | 0 | 1 | .000 | 3 | 7 | .429 | 1 | 6 | 7 | 3.3 | 1 | 0 | 0 | 1 | 1 | 3 | 19.5 | | |
| at Georgia | 12/19/17 | * | 26 | 2 | 5 | .400 | 0 | 0 | .000 | 2 | 4 | .666 | 0 | 0 | 0 | 3.6 | 0 | 0 | 1 | 2 | 1 | 4 | 5.1 | | |
| WRIGHT STATE | 12/22/17 | * | 21 | 1 | 4 | .250 | 0 | 2 | .000 | 0 | 0 | .000 | 1 | 4 | 5 | 3.7 | 2 | 0 | 2 | 2 | 1 | 2 | 4.8 | | |
| COPPIN STATE | 12/27/17 | * | 21 | 2 | 6 | .333 | 0 | 0 | .000 | 0 | 0 | .000 | 2 | 2 | 4 | 3.8 | 0 | 0 | 1 | 1 | 0 | 0 | 4.8 | | |
| at Notre Dame | 12/30/17 | | DNP | | | | | | | | | | | | | | | | | | | | | | |
| MIAMI | 1/3/18 | | 2 | 0 | 0 | .000 | 0 | 0 | .000 | 0 | 0 | .000 | 0 | 0 | 0 | 3.5 | 1 | 0 | 0 | 0 | 0 | 0 | 4.4 | | |
| YALE | 1/6/18 | | 7 | 0 | 0 | .000 | 0 | 0 | .000 | 0 | 0 | .000 | 0 | 1 | 1 | 3.3 | 1 | 0 | 0 | 0 | 0 | 0 | 4.1 | | |
| NOTRE DAME | 1/10/18 | | DNP | | | | | | | | | | | | | | | | | | | | | | |
| at Pittsburgh | 1/13/18 | | 3 | 0 | 1 | .000 | 0 | 0 | .000 | 0 | 0 | .000 | 0 | 0 | 0 | 3.1 | 0 | 0 | 0 | 0 | 0 | 0 | 3.8 | | |
| VIRGINIA | 1/18/18 | | DNP | | | | | | | | | | | | | | | | | | | | | | |
| at North Carolina | 1/20/18 | | 2 | 0 | 0 | .000 | 0 | 0 | .000 | 0 | 0 | .000 | 0 | 0 | 0 | 2.9 | 0 | 0 | 0 | 0 | 0 | 0 | 3.6 | | |
| at Florida State | 1/24/18 | | DNP | | | | | | | | | | | | | | | | | | | | | | |
| CLEMSON | 1/28/18 | | DNP | | | | | | | | | | | | | | | | | | | | | | |
| SYRACUSE | 1/31/18 | | DNP | | | | | | | | | | | | | | | | | | | | | | |
| at Boston College | 2/4/18 | | DNP | | | | | | | | | | | | | | | | | | | | | | |
| at Louisville | 2/8/18 | | 5 | 0 | 1 | .000 | 0 | 1 | .000 | 0 | 0 | .000 | 0 | 0 | 0 | 2.7 | 0 | 0 | 0 | 1 | 0 | 0 | 3.4 | | |
| DUKE | 2/11/18 | | 20 | 3 | 6 | .500 | 1 | 3 | .333 | 2 | 4 | .500 | 3 | 4 | 7 | 2.9 | 3 | 0 | 2 | 1 | 2 | 1 | 9 | 3.7 | |
| at Wake Forest | 2/14/18 | | 16 | 0 | 3 | .000 | 0 | 2 | .000 | 0 | 3 | .000 | 0 | 0 | 0 | 2.8 | 2 | 0 | 1 | 1 | 0 | 0 | 3.5 | | |
| VIRGINIA TECH | 2/17/18 | | 28 | 3 | 8 | .375 | 0 | 4 | .000 | 1 | 11 | .000 | 3 | 5 | 8 | 3.1 | 1 | 0 | 0 | 1 | 0 | 2 | 7 | 3.7 | |
| at Virginia | 2/21/18 | * | 35 | 3 | 7 | .429 | 0 | 1 | .000 | 0 | 0 | .000 | 2 | 5 | 7 | 3.2 | 5 | 1 | 0 | 2 | 0 | 2 | 6 | 3.8 | |
| at Clemson | 2/24/18 | * | 30 | 2 | 10 | .200 | 0 | 3 | .000 | 4 | 5 | .800 | 1 | 5 | 6 | 3.4 | 5 | 1 | 2 | 2 | 0 | 1 | 8 | 4.0 | |
| NC STATE | 3/1/18 | * | 23 | 1 | 9 | .111 | 0 | 3 | .000 | 2 | 4 | .500 | 2 | 2 | 4 | 3.4 | 2 | 0 | 1 | 4 | 2 | 0 | 4 | 4.0 | |
| WAKE FOREST | 3/3/18 | * | 9 | 0 | 3 | .000 | 0 | 1 | .000 | 0 | 0 | .000 | 0 | 1 | 1 | 3.3 | 2 | 0 | 1 | 3 | 1 | 0 | 3.8 | | |
| vs Boston College | 3/6/18 | * | 24 | 0 | 6 | .000 | 0 | 3 | .000 | 0 | 0 | .000 | 2 | 4 | 6 | 3.4 | 4 | 0 | 2 | 2 | 0 | 1 | 3.6 | | |
| Totals | | | 10 | 414 | 35 | 114 | .307 | 2 | 31 | .065 | 19 | 35 | .543 | 25 | 60 | 85 | 3.4 | 42 | 2 | 17 | 29 | 13 | 16 | 91 | 3.6 |

CAREER STATISTICS

| Year | GP | GS | MP | Avg | FG | FGA | Pct | 3FG | 3FGA | Pct | FT | FTA | Pct | Off | Def | Tot | Avg | PF | FO | Ast | TO | Blk | Stl | Pts | Avg |
|---------|----|----|-----|------|----|-----|------|-----|------|------|----|-----|------|-----|-----|-----|-----|----|----|-----|----|-----|-----|-----|-----|
| 2017-18 | 25 | 10 | 414 | 16.6 | 35 | 114 | .307 | 2 | 31 | .065 | 19 | 35 | .543 | 25 | 60 | 85 | 3.4 | 42 | 2 | 17 | 29 | 13 | 16 | 91 | 3.6 |
| TOTAL | 25 | 10 | 414 | 16.6 | 35 | 114 | .307 | 2 | 31 | .065 | 19 | 35 | .543 | 25 | 60 | 85 | 3.4 | 42 | 2 | 17 | 29 | 13 | 16 | 91 | 3.6 |

CAREER STATISTICS - ACC GAMES

| Year | GP | GS | MP | Avg | FG | FGA | Pct | 3FG | 3FGA | Pct | FT | FTA | Pct | Off | Def | Tot | Avg | PF | FO | Ast | TO | Blk | Stl | Pts | Avg |
|---------|----|----|-----|------|----|-----|------|-----|------|------|----|-----|------|-----|-----|-----|-----|----|----|-----|----|-----|-----|-----|-----|
| 2017-18 | 11 | 4 | 173 | 15.7 | 12 | 48 | .250 | 1 | 18 | .056 | 9 | 17 | .529 | 11 | 22 | 33 | 3.0 | 21 | 2 | 7 | 15 | 5 | 6 | 34 | 3.1 |
| TOTAL | 11 | 4 | 173 | 15.7 | 12 | 48 | .250 | 1 | 18 | .056 | 9 | 17 | .529 | 11 | 22 | 33 | 3.0 | 21 | 2 | 7 | 15 | 5 | 6 | 34 | 3.1 |

STUDENT-ATHLETE PROFILES - NEWCOMERS

JAMES BANKS III

Center • 6-8 • 243 • Junior (Transfer) • Decatur, Ga. • La Lumiere School (LaPorte, Ind.)/Texas

Career Notes

Joins the Georgia Tech program after playing two seasons at Texas ... Must sit out the 2018-19 season, but will have two seasons of eligibility remaining ... In 46 total games at Texas, Banks averaged 1.7 points, 2.3 rebounds and 1.1 blocks in 10.7 minutes per game ... Wore No. 00 last season for Texas, No. 4 as a freshman.



2017-18 (Texas)

Played in 14 games, five in Big 12 play, averaging 6.8 minutes per game ... Averaged 1.6 points, hitting 8-of-14 shots from the floor, and 1.7 rebounds while blocking 11 shots total.

2016-17 (Texas)

Played in 32 games ... Ranked second on the team in blocks (39) ... Averaged 1.7 points and 2.5 rebounds in 12.4 minutes per contest ... Recorded at least one blocked shot in 20 of his 32 games played ... Set the UT freshman debut record for most blocked shots (5) to go along with 9 rebounds in 24 minutes during the season opener against Incarnate Word (Nov. 11) ... Previous mark was 3 (Cameron Ridley vs. Fresno State in 2012; Damion James vs. Alcorn State in 2006) ... Posted 3 blocks in 10 minutes against Kent State (Dec. 27) ... Registered 5 points (2-3 FG, 1-1 FT), 4 rebounds and 1 block in 23 minutes at Georgia (Jan. 28) ... recorded a season-high 6 points (2-3 FG, 2-2 FT) and 5 boards in 16 minutes at Oklahoma State (Feb. 11) ... Posted 5 rebounds and 4 blocks in 22 minutes at No. 12/13 West Virginia (Feb. 20) ... Had 4 points (2-2 FG), 4 boards and 3 blocks in 15 minutes against No. 11/11 West Virginia (Mar. 9) in the Phillips 66 Big 12 Championship quarterfinals ... Named to the 2016-17 Academic All-Big 12 Conference Rookie Team ... Earned a spot on the Spring 2017 Big 12 Commissioner's Honor Roll (minimum 3.0 GPA).

International Basketball

In the summer of his freshman season, teamed with former UT teammates Jarrett Allen, Mohamed Bamba and Matt Coleman along with coach Shaka Smart to lead Team USA to a gold medal at the 2016 FIBA Americas U18 Championship in Valdivia, Chile ... Played in four of the five games in the tourney and led Team USA in blocks (7) and ranked sixth on the team in rebounding (4.5 rpg) while playing 9.8 minutes per game.

High School

Attended La Lumiere School in La Porte, Ind. (head coach Shane Heirman) ... Ranked as the No. 49 overall prospect in the nation by Scout, No. 57 by ESPN and No. 83 by Rivals following his senior year ... Led the Lakers to a 27-4 overall mark during his senior season ... Helped La Lumiere to the championship game at the 2016 Dick's Sporting Goods High School Nationals in New York City ... Averaged 23 points and 14 rebounds per game in his junior season while playing at Mount Vernon Presbyterian School (Atlanta, Ga.).

Personal

Full name is James Alton Banks III ... Born Jan. 16, 1998 in Decatur, Ga. ... Son of Sonja Banks ... Has one older sister, Marissa Banks.

CAREER HIGHS

Points: 7, Northwestern State -- 11/10/17
Rebounds: 9, Incarnate Word -- 11/11/16
Assists: 2, Eastern Washington -- 11/17/16
Blocks: 5, Incarnate Word -- 11/11/16
Steals: 2, at Michigan -- 12/6/16
Field Goals Made: 3, Northwestern State -- 2017-18
Field Goal Attempts: 5, UAB -- 12/21/16
Free Throws Made: 3, Oklahoma -- 1/23/17
Free Throw Attempts: 3, Oklahoma -- 1/23/17
Minutes: 24, Incarnate Word -- 11/11/16

BANKS GAME-BY-GAME STATISTICS

| 2016-17 (at Texas).....Date GS | MIN | FG FGA | % | 3FG FGA | % | FT FTA | % | OFF DEF | TOT | AVG | PFFO | AST | T/O | BLK | STL | PTS | AVG |
|---------------------------------|------------|--------------|-------------|------------|-------------|-------------|-------------|--------------|-----------|------------|-----------|----------|----------|-----------|-----------|----------|-----------|
| Incarnate Word.....11/11/16 | 24 | 1 4 | .250 | 0 0 | .000 | 0 0 | .000 | 1 8 | 9.0 | 4.0 | 1 | 1 | 5 | 1 | 2 | 2.0 | |
| Louisiana-Monroe.....11/14/16 | 17 | 1 4 | .250 | 0 0 | .000 | 1 2 | .500 | 1 5 | 6.5 | 7.5 | 2 | 0 | 0 | 2 | 0 | 3.5 | |
| Eastern Washington.....11/17/16 | 20 | 2 3 | .667 | 0 0 | .000 | 0 0 | .000 | 3 1 | 4.3 | 0.0 | 2 | 1 | 3 | 1 | 4 | 3.0 | |
| vs. Northwestern.....11/21/16 | 21 | 0 0 | .000 | 0 0 | .000 | 0 0 | .000 | 0 2 | 2.5 | 2.0 | 1 | 0 | 1 | 0 | 0 | 2.3 | |
| vs. Colorado.....11/22/16 | DNP | | | | | | | | | | | | | | | | |
| UT Arlington.....11/29/16 | 13 | 1 11 | .000 | 0 0 | .000 | 1 2 | .500 | 1 0 | 1.4 | 3.0 | 0 | 2 | 2 | 0 | 0 | 3.4 | |
| Alabama.....12/2/16 | 13 | 1 2 | .500 | 0 0 | .000 | 0 0 | .000 | 2 1 | 3.4 | 1.0 | 0 | 0 | 0 | 0 | 0 | 2.3 | |
| at Michigan.....12/6/16 | 11 | 0 0 | .000 | 0 0 | .000 | 0 0 | .000 | 0 3 | 4.0 | 0.0 | 1 | 1 | 2 | 2 | 0 | 2.0 | |
| Long Beach State.....12/10/16 | 12 | 0 0 | .000 | 0 0 | .000 | 0 0 | .000 | 0 0 | 3.5 | 1.0 | 0 | 2 | 2 | 1 | 0 | 1.8 | |
| vs. Arkansas.....12/17/16 | 8 | 1 2 | .500 | 0 0 | .000 | 0 0 | .000 | 0 1 | 3.2 | 2.0 | 0 | 0 | 1 | 0 | 1 | 2.1 | |
| UAB.....12/21/16 | 23 | 0 5 | .000 | 0 0 | .000 | 0 0 | .000 | 2 3 | 5.4 | 1.0 | 0 | 1 | 1 | 1 | 0 | 1.6 | |
| Kent State.....12/27/16 | 10 | 1 4 | .250 | 0 0 | .000 | 0 0 | .000 | 0 1 | 3.2 | 2.0 | 0 | 2 | 3 | 0 | 2 | 1.6 | |
| at Kansas State.....12/30/16 | 8 | 1 11 | .000 | 0 0 | .000 | 0 0 | .000 | 1 0 | 1.3 | 4.0 | 0 | 0 | 1 | 0 | 0 | 2.1 | |
| Oklahoma State.....1/4/17 | 5 | 0 2 | .000 | 0 0 | .000 | 0 0 | .000 | 0 1 | 2.8 | 2.0 | 0 | 0 | 2 | 0 | 0 | 1.5 | |
| at Iowa State.....1/7/17 | 8 | 0 0 | .000 | 0 0 | .000 | 2 2 | .000 | 0 0 | 2.6 | 0.0 | 0 | 0 | 0 | 1 | 0 | 1.4 | |
| TUJ.....1/11/17 | 8 | 1 2 | .500 | 0 0 | .000 | 0 0 | .000 | 2 0 | 2.6 | 1.0 | 0 | 1 | 0 | 0 | 0 | 2.1 | |
| West Virginia.....1/14/17 | 5 | 0 0 | .000 | 0 0 | .000 | 0 0 | .000 | 1 1 | 2.6 | 3.0 | 0 | 2 | 1 | 0 | 0 | 1.4 | |
| at Baylor.....1/17/17 | 12 | 0 2 | .000 | 0 0 | .000 | 0 0 | .000 | 2 0 | 2.5 | 5.1 | 0 | 0 | 4 | 0 | 0 | 1.3 | |
| at Kansas.....1/21/17 | 8 | 1 4 | .250 | 0 0 | .000 | 0 0 | .000 | 1 0 | 2.4 | 2.0 | 0 | 1 | 1 | 0 | 2 | 1.3 | |
| Oklahoma.....1/23/17 | 9 | 0 0 | .000 | 0 0 | .000 | 3 4 | .750 | 0 2 | 2.4 | 4.0 | 0 | 0 | 3 | 0 | 0 | 3.1 | |
| at Georgia.....1/28/17 | 23 | 2 3 | .667 | 0 0 | .000 | 1 1 | 1.000 | 1 3 | 4.5 | 4.0 | 0 | 0 | 0 | 1 | 0 | 5.1 | |
| Texas Tech.....2/1/17 | 8 | 0 1 | .000 | 0 0 | .000 | 0 0 | .000 | 0 4 | 2.6 | 1.0 | 0 | 0 | 1 | 0 | 1 | 1.5 | |
| at TCU.....2/4/17 | 16 | 0 0 | .000 | 0 0 | .000 | 0 0 | .000 | 1 1 | 2.5 | 1.0 | 0 | 0 | 0 | 1 | 1 | 1.5 | |
| Iowa State.....2/7/17 | 9 | 1 11 | .000 | 0 0 | .000 | 0 0 | .000 | 0 1 | 2.5 | 1.0 | 0 | 0 | 1 | 0 | 0 | 2.1 | |
| at Oklahoma State.....2/11/17 | 16 | 2 3 | .677 | 0 0 | .000 | 2 2 | 1.000 | 2 3 | 5.2 | 0.0 | 0 | 0 | 0 | 0 | 0 | 6.1 | |
| at Oklahoma.....2/14/17 | 9 | 1 11 | .000 | 0 0 | .000 | 0 0 | .000 | 0 0 | 2.5 | 5.1 | 0 | 0 | 0 | 0 | 1 | 2.1 | |
| Kansas State.....2/18/17 | 8 | 1 11 | .000 | 0 0 | .000 | 0 0 | .000 | 0 3 | 3.5 | 1.0 | 0 | 0 | 0 | 0 | 0 | 2.1 | |
| at West Virginia.....2/20/17 | 22 | 0 1 | .000 | 0 0 | .000 | 1 2 | .500 | 0 5 | 2.6 | 0.0 | 0 | 0 | 4 | 0 | 1 | 1.7 | |
| Kansas.....2/25/17 | 8 | 0 0 | .000 | 0 0 | .000 | 0 0 | .000 | 0 0 | 2.5 | 2.0 | 1 | 2 | 0 | 0 | 0 | 1.6 | |
| at Texas Tech.....3/1/17 | 6 | 0 0 | .000 | 0 0 | .000 | 0 0 | .000 | 0 0 | 2.4 | 0.0 | 0 | 0 | 0 | 0 | 0 | 1.6 | |
| Baylor.....3/4/17 | 12 | 0 1 | .000 | 0 0 | .000 | 0 0 | .000 | 1 2 | 3.4 | 3.0 | 1 | 0 | 0 | 0 | 0 | 1.5 | |
| vs. Texas Tech.....3/8/17 | 10 | 2 21 | .000 | 0 0 | .000 | 0 0 | .000 | 1 3 | 4.4 | 2.0 | 0 | 2 | 1 | 0 | 1 | 4.1 | |
| vs. West Virginia.....3/9/17 | 15 | 2 21 | .000 | 0 0 | .000 | 0 0 | .000 | 0 4 | 4.5 | 0.0 | 0 | 0 | 3 | 0 | 3 | 4.1 | |
| Total..... | 397 | 10 23 | .435 | 0 0 | .000 | 9 15 | .600 | 23 58 | 81 | 2.5 | 59 | 2 | 7 | 27 | 39 | 8 | 53 |

| 2017-18 (at Texas).....Date GS | MIN | FG FGA | % | 3FG FGA | % | FT FTA | % | OFF DEF | TOT | AVG | PFFO | AST | T/O | BLK | STL | PTS | AVG |
|---------------------------------|-----------|-------------|-------------|------------|-------------|-------------|-------------|--------------|-----------|------------|-----------|----------|----------|-----------|----------|-----------|------------|
| Northwestern State.....11/10/17 | 11 | 3 31 | .000 | 0 0 | .000 | 1 2 | .500 | 3 3 | 6.0 | 1.0 | 0 | 0 | 0 | 0 | 1 | 7 | 7.0 |
| New Hampshire.....11/14/17 | 12 | 0 0 | .000 | 0 0 | .000 | 0 0 | .000 | 1 0 | 1.3 | 4.0 | 0 | 1 | 2 | 0 | 0 | 3.5 | |
| Lipscomb.....11/18/17 | 11 | 2 3 | .667 | 0 0 | .000 | 1 1 | 1.000 | 0 2 | 3.0 | 1.0 | 0 | 0 | 2 | 0 | 5 | 4.0 | |
| vs. Gonzaga.....11/26/17 | 8 | 0 0 | .000 | 0 0 | .000 | 0 0 | .000 | 0 0 | 2.3 | 3.0 | 0 | 0 | 0 | 1 | 0 | 3.0 | |
| Florida A&M.....11/29/17 | 11 | 0 2 | .000 | 0 0 | .000 | 0 0 | .000 | 0 1 | 2.0 | 4.0 | 0 | 1 | 1 | 0 | 0 | 2.4 | |
| Louisiana Tech.....12/16/17 | 6 | 0 1 | .000 | 0 0 | .000 | 2 6 | .333 | 0 5 | 2.5 | 0.0 | 0 | 0 | 0 | 1 | 0 | 2.3 | |
| at Alabama.....12/22/17 | 6 | 0 0 | .000 | 0 0 | .000 | 0 0 | .000 | 0 0 | 2.1 | 0.0 | 0 | 0 | 0 | 2 | 0 | 1.9 | |
| at West Virginia.....1/20/18 | 2 | 0 0 | .000 | 0 0 | .000 | 0 0 | .000 | 0 0 | 1.9 | 0.0 | 0 | 0 | 0 | 0 | 0 | 1.6 | |
| Iowa State.....1/22/18 | 2 | 0 1 | .000 | 0 0 | .000 | 0 0 | .000 | 1 0 | 1.8 | 1.0 | 0 | 0 | 0 | 0 | 0 | 1.4 | |
| Mississippi.....1/27/18 | 2 | 0 0 | .000 | 0 0 | .000 | 2 2 | 1.000 | 0 0 | 1.7 | 1.0 | 0 | 0 | 0 | 0 | 2 | 1.6 | |
| Oklahoma State.....2/24/18 | 4 | 1 11 | .000 | 0 0 | .000 | 0 1 | .000 | 1 0 | 1.5 | 0.0 | 0 | 0 | 0 | 0 | 0 | 2.6 | |
| at Kansas.....2/26/18 | 4 | 0 1 | .000 | 0 0 | .000 | 0 0 | .000 | 0 0 | 1.4 | 2.0 | 0 | 0 | 1 | 0 | 0 | 1.7 | |
| West Virginia.....3/3/18 | 10 | 1 11 | .000 | 0 0 | .000 | 1 4 | .250 | 2 3 | 5.6 | 1.0 | 0 | 0 | 1 | 0 | 3 | 1.6 | |
| vs. Iowa State.....3/7/18 | 6 | 1 11 | .000 | 0 0 | .000 | 0 2 | .000 | 2 0 | 2.7 | 0.0 | 0 | 1 | 0 | 0 | 2 | 1.6 | |
| Total..... | 95 | 8 14 | .571 | 0 0 | .000 | 7 18 | .389 | 10 14 | 24 | 1.7 | 18 | 0 | 3 | 11 | 1 | 23 | 1.6 |

CAREER STATISTICS

| Year | GP | GS | Min | Avg | FG | FGA | Pct | 3FG | 3FGA | Pct | FT | FTA | Pct | Off | Def | Tot | Avg | PF | FO | Ast | TO | Blk | Stl | Pts | Avg |
|--------------|-----------|----------|------------|-------------|-----------|-----------|-------------|----------|----------|-------------|-----------|-----------|-------------|-----------|-----------|------------|------------|-----------|----------|----------|-----------|-----------|----------|-----------|------------|
| 2016-17 | 32 | 0 | 397 | 12.4 | 10 | 23 | .435 | 0 | 0 | .000 | 9 | 15 | .600 | 23 | 58 | 81 | 2.5 | 59 | 2 | 7 | 27 | 39 | 8 | 53 | 1.7 |
| 2017-18 | 14 | 0 | 95 | 6.8 | 8 | 14 | .571 | 0 | 0 | .000 | 7 | 18 | .389 | 10 | 14 | 24 | 1.7 | 18 | 0 | 0 | 3 | 11 | 1 | 23 | 1.6 |
| TOTAL | 46 | 0 | 492 | 10.7 | 18 | 37 | .486 | 0 | 0 | .000 | 16 | 33 | .485 | 33 | 72 | 105 | 2.3 | 77 | 2 | 7 | 30 | 50 | 9 | 76 | 1.7 |

CAREER STATISTICS - BIG 12 GAMES

| Year | GP | GS | MP | Avg | FG | FGA | Pct | 3FG | 3FGA | Pct | FT | FTA | Pct | Off | Def | Tot | Avg | PF | FO | Ast | TO | Blk | Stl | Pts | Avg |
|--------------|-----------|----------|------------|------------|-----------|-----------|-------------|----------|----------|-------------|----------|-----------|-------------|-----------|-----------|-----------|------------|-----------|----------|----------|-----------|-----------|----------|-----------|------------|
| 2016-17 | 18 | 0 | 177 | 9.8 | 8 | 20 | .400 | 0 | 0 | .000 | 6 | 10 | .600 | 11 | 23 | 34 | 1.9 | 35 | 2 | 2 | 15 | 12 | 2 | 22 | 1.2 |
| 2017-18 | 5 | 0 | 22 | 4.4 | 2 | 4 | .500 | 0 | 0 | .000 | 1 | 5 | .200 | 4 | 3 | 7 | 1.4 | 4 | 0 | 0 | 0 | 2 | 0 | 5 | 1.0 |
| TOTAL | 23 | 0 | 199 | 8.7 | 10 | 24 | .417 | 0 | 0 | .000 | 7 | 15 | .467 | 15 | 26 | 41 | 1.8 | 39 | 2 | 2 | 15 | 14 | 2 | 27 | 1.2 |

STUDENT-ATHLETE PROFILES - NEWCOMERS

MICHAEL DEVOE

0

Guard • 6-4 • 188 • Freshman • Orlando, Fla. • Montverde Academy

Career Notes

Standout guard from the state of Florida who starred on a national powerhouse at Montverde Academy following an all-star career at Oak Ridge High School ... Consensus four-star prospect listed No. 43 nationally and No. 13 at the point guard position by Rivals; No. 45 overall and No. 9 at his position by 247Sports rankings ... Left-handed guard described as clever and having high IQ by ESPN, excellent playmaker and good positional size, pass first but not pass only.



High School

Attended and played his senior year for coach Kevin Boyle at Montverde Academy in Orlando, Fla., which compiled a perfect 36-0 record in 2017-18 and a claim to the Geico National Championship title ... Ranked No. 1 by both USA Today and ESPN Fab 50 ... Scored 21 points with three rebounds and three assists when Montverde beat Davie (Fla.) University School in the national championship game ... Averaged 14.4 points, 2.8 rebounds and 3.6 assists per game while converting 63 percent of his field goal attempts and 52 percent of his threes (68 made) ... Scored 11 points in the national semifinal, a 71-53 win over Findlay Prep (Nev.), a few months after hitting a buzzer-beating 3-pointer as Montverde edged Findlay Prep, 69-67 to win the Montverde Academy Invitational Tournament ... Was named MVP of that tournament with 26 points in the title game.

Prior to that, was a two-time all-area guard at Oak Ridge High School, which went 66-20 in his three seasons as a starter under coach O'Neil Lubin ... Averaged 22.4 points, 6.9 rebounds and 4.8 assists as a junior for the Pioneers ... Also was an honor roll student with a 4.5 GPA.

"He really knows how to play and has a high IQ in the game," said Tech coach Josh Pastner. "He's a very good passer and shooter as well. He's got great size for his position, and he fits what Georgia Tech is about."

Personal

Full name is Michael Jaden Devoe ... Born December 17, 1999 in Melbourne, Fla. ... Son of Tish Morant-Devoe ... His uncle, Jason McGriff, played college basketball at South Alabama and professionally in Europe ... Intends to major in business administration.

KHALID MOORE

12

Forward • 6-6 • 200 • Freshman • Briarwood, N.Y. • Archbishop Molloy HS

Career Notes

Latest in a line of Georgia Tech recruits from the New York area, but the first scholarship player from Archbishop Molloy High School to enroll at Tech since Kenny Anderson in 1989 ... Played on the same AAU team (New York Rens) as teammate Jose Alvarado ... Lengthy athletic wing rated a 3-star prospect in the composite 247Sports ranking (No. 51 small forward, No. 5 in New York), as well as a 4-star prospect by ESPN (No. 42 small forward, No. 3 in New York) ... Versatile player recruited to play small forward, but can guard other positions.



High School

Attended Archbishop Molloy High School in Queens, N.Y., and played four years for coach Michael McCleary ... Helped the Stanners to Brooklyn/Queens diocese championships in 2016 and 2017 ... Earned second-team all-league honors as a senior in 2018 ... Scored over 1,000 points in his four-year career ... Averaged 13 points, four rebounds and four assists last summer for his New York Rens team.

"Khalid Moore is as good a 2-way player as you'll find," Rens coach Chris Alesi said. "In addition to being an elite defender, I'd argue that there isn't a more underrated player in the country. In the day and age of positionless basketball, he will be a major addition to the Georgia Tech program."

Personal

Full name is Khalid (kuh-LEED) Jahfari Moore ... Born July 29, 2000 in Mineola, N.Y. ... Son of Otis and Gillian Moore ... Second-youngest of five children ... Started organized basketball at age 5 ... Enrolled in Tech's College of Engineering, branch to be determined.

KRISTIAN SJOLUND

35

Forward • 6-7 • 200 • Freshman • Katy, Texas • Obra D. Tompkins HS

Career Notes

Successful and versatile high school player with international experience ... Rated a 3-star prospect in the composite 247Sports ranking (No. 56 small forward, No. 18 in Texas), as well as a 4-star by ESPN (No. 36 small forward, No. 17 in Texas) ... Has the ability to stretch the floor with his jump shot, has impressive shot mechanics, a smooth shooting motion and deep range on his shot ... Runs the floor well, has good athleticism, hands and footwork ... Enrolls at Tech on the heels of the graduation of San Antonio native Ben Lammers, and follows two other Texans of note in the Tech program, forwards Chris Bosh and Jeremis Smith.



High School/International

Attended Obra D. Tompkins High School where he played four years for coach Bobby Sanders ... Helped lead the Falcons to the 2018 state finals in the 6A classification ... Earned all-region III 6A honors by the Texas Association of Basketball Coaches as a junior and senior ... Named to the district 19-6A second team in 2015 and 2016 ... Played for the Shooting Stars Red AAU team, coached by Stephon Leary, from 2015-17 ... Played with Norway in the 2015 FIBA U16 European Championships, averaging 18.7 points and 5.9 rebounds a game; then in 2017, he played in the U18 Nordic Championship and scored 7.2 points a game ... Had 30 scholarship offers, according to the Katy Times; his top schools were Georgia Tech, Baylor, Tulane, Tulsa and Ole Miss, among others.

"Kristian is very skilled for his size, with great understanding of the game. He's got a high IQ and can really shoot the ball. Just like the other two, a great fit for our culture at Georgia Tech," said coach Josh Pastner.

Personal

Full name is Kristian Henning Sjolund (SHO-lund) ... Born September 10, 1999 in Vancouver, Wash. ... Son of Bjorn and Rebecca Sjolund ... Grew up in Kongsberg, Norway, but has lived in Texas since 2014 ... Oldest of four children Began playing basketball at age nine, following in his father's footsteps ... His father played college basketball at Florida Atlantic from 1993-97 ... Started organized basketball at age 5 ... Plans to major in industrial design.

HEAD COACH JOSH PASTNER



Pastner as a Head Coach

| Season | School | Overall | Conference | Postseason |
|---------------------|----------------|----------------|--------------|------------------------------|
| 2009-10 | Memphis | 24-10 | 13-3/2nd | NIT second round |
| 2010-11 | Memphis | 25-10 | 10-6/4th | NCAA Tournament |
| 2011-12 | Memphis | 26-9 | 13-3/1st | NCAA Tournament |
| 2012-13 | Memphis | 31-5 | 16-0/1st | NCAA Tournament, round of 32 |
| 2013-14 | Memphis | 24-10 | 12-6/t-3rd | NCAA Tournament, round of 32 |
| 2014-15 | Memphis | 18-14 | 10-8/t-5th | |
| 2015-16 | Memphis | 19-15 | 8-10/7th | |
| Memphis | 7 years | 167-73 | 82-36 | |
| 2016-17 | Georgia Tech | 21-16 | 8-10/11th | NIT finals |
| 2017-18 | Georgia Tech | 13-19 | 6-12/13th | |
| Georgia Tech | 2 years | 34-35 | 14-22 | |
| CAREER | 9 years | 201-108 | 96-58 | |

Pastner Resume

- Head coach, Memphis (2009-16) - 4 NCAA Tournaments, 1 NIT, 4 Conference USA titles
- Assistant coach under John Calipari, Memphis (2008-09) - NCAA Sweet 16, C-USA champions
- Assistant coach under Lute Olson, Arizona (2002-08) - 6 NCAA Tournaments, 2 Pac-10 titles
- Basketball staff assistant under Lute Olson, Arizona (2000-02) - Pac-10 champions in 2002
- Played collegiately for Lute Olson, Arizona (1996-2000) - 4 NCAA Tournaments, 1997 National Champions, 2 Pac-10 titles

Personal

- Master of arts in teaching and teacher education from Arizona, 1999
- Bachelor of arts in family studies from Arizona, 1998
- Four-year letterwinner in basketball for Lute Olson at Arizona
- Born in Glen Dale, W.Va., grew up in Kingwood, Texas
- Married to the former Kerri Lamas, one stepson (Ethan), three daughters (Payten, Kamryn, Harper)

"Josh is a perfect fit. As a coach, as a leader and as a teacher he excels with today's player. He will build a program that the entire community will be proud of." -- Kentucky head coach John Calipari

"Josh is a good man, honest and a great recruiter. No one will work harder than him. Georgia Tech made a GREAT HIRE!" - retired Arizona coach Lute Olson



Josh Pastner, who guided Memphis to five post-season berths in seven seasons as the Tigers' head coach, was introduced as Georgia Tech's 14th head basketball coach on April 8, 2016, and wasted no time in getting the Yellow Jackets back to the post-season.

While coaching Tech to 34 wins and building the Jackets' talent base for the future, Pastner has tirelessly promoted the program on campus and throughout the city of Atlanta in an effort to re-create the major homecourt atmosphere that surrounded the Yellow Jackets throughout the 1980s, 1990s and into the middle of the 2000s. The result has been 29 wins and eight sellouts in two seasons at McCamish Pavilion, including a program-record 17 home wins in his first year.

In his first season at the helm, his Yellow Jacket team defied all pre-season expectations by winning 21 games, including four in the National Invitation Tournament. Tech posted an 8-10 ACC record, which included victories over No. 9 North Carolina, No. 6 Florida State and No. 14 Notre Dame, who all finished among the top four in the ACC regular season. He was named Coach of the Year in the ACC and in NABC District 2.

Pastner also was honored at the "Most Positive College Coach" in Georgia by Positive Athlete Georgia, an organization which promotes the benefits of positivity among young athletes.

After the season, *Sports Illustrated* honored Pastner as "Best At Beating SI's Projections, Major Conference," saying, "Last fall, a certain member of the punditry made the now-infamous claim that Pastner was presiding over one of the worst major-conference rosters ever. SI's projection system wasn't that harsh, but it didn't love the Yellow Jackets, ranking them 204th in the preseason. Pastner proceeded to build the nation's No. 6-ranked defense around rim-protector Ben Lammers. That helped Tech upset North Carolina, Notre Dame, Florida State and Syracuse in the regular season, finish as the NIT runner-up and rank 77th in efficiency."

Implementing a high-energy style of play and creative offensive and defensive schemes, Pastner and his staff guided the Yellow Jackets all the way to the finals of the NIT for the first time in 46 years. Two of his players earned all-Atlantic Coast Conference honors; junior center Ben Lammers was named second-team All-ACC and ACC Defensive Player of the Year, while freshman guard Josh Okogie was named to the ACC All-Freshman team.

Though hampered by several significant injuries and other issues in 2017-18, Tech still was able to knock off a pair of top-25 teams while Lammers and Okogie again earned conference honors, and Okogie developed into an NBA first-round draft choice.

Pastner, who turned 40 in September of 2017, compiled a 167-73 record over seven seasons as the head coach at Memphis, where the Tigers earned bids to the NCAA Tournament four times. He tied for the 10th most wins for a head coach in his first seven seasons in Division I basketball history, and is the second winningest active coach under the age of 40 in NCAA Division I. He is the 14th head coach in Tech's program history.

"Coach Pastner's accomplishments on the floor in his first season on The Flats speak for themselves but what makes him such a great fit at Georgia Tech is the culture that he has established for our men's basketball program," director of athletics Todd Stansbury said. "His energy, his positivity and his commitment to do things the right way are all attributes that not only lead to success on the court but also set our student-athletes up for success after graduation, and are a source of pride for our alumni, students and fans."

Despite his young age, Pastner has been involved in basketball at the Division I level for 20 years, as a player and an assistant coach at Arizona, and as an assistant coach and the head coach at Memphis. He has been a part of teams that have won 511 games, played in 17 NCAA Tournaments and 19 total post-season events. Teams he has been involved with have won 12 conference tournament or regular-season championships, advanced to seven Sweet Sixteens, five Elite Eights, two Final Fours and two NCAA championship games.

As an NCAA head or assistant coach and an AAU head coach, he has coached nearly 25 NBA draft selections.

"I fully understand what it means to be sitting in this chair, what it means to the community and the entire city, and to all the alumni locally and nationally," said Pastner. "When you're in coaching, you want to play for a national championship and compete at the highest level. You want to have a championship program year in and year out. I believe that Georgia Tech and the job here is a true gold mine. You have an opportunity to have the highest level of success that you strive for."

"I love Georgia Tech and the time I've spent here. The success we had last year was a direct result of my staff and the unbelievable job they did, the players who bought in and performed so well, and the fans who gave us the home-court advantage we needed to win 17 games at McCamish Pavilion. I'm grateful to (Georgia Tech) President [G.P. "Bud"] Peterson and Todd Stansbury for the tremendous support we have, and for seeing the big picture and where we want to go as a program."

Pastner's Memphis teams averaged 23.9 wins per season and compiled a conference regular-season record of 82-36, including a conference winning streak of 28 games. The Tigers went 11-4

HEAD COACH JOSH PASTNER



in Conference USA and American Athletic Conference tournaments, including three championships.

He guided Memphis to five post-season berths, the NIT in 2010 and the NCAA Tournament in 2011, 2012, 2013 and 2014. He became one of three head coaches in Tigers history to earn postseason berths in five of his first seven seasons (Larry Finch, John Calipari are the others), one of two to lead the program to four NCAA Tournaments in his first seven seasons (Dana Kirk is the other) and one of three head coaches in program history to lead the Tigers to four straight NCAA Tournament appearances (2011-14; joins Dana Kirk 1982-85, John Calipari 2006-09).

Pastner twice won Conference USA Coach of the Year honors (2010, 2013) by various organizations and news media. Known as a tireless recruiter, he was named the country's No. 7 high-major recruiter by FoxSports.com following the 2007-08 season, and has signed five straight nationally-ranked recruiting classes, including the nation's No. 1 class in 2010 and No. 2 class in 2013.

A native of Kingwood, Texas, Pastner was born in Glen Dale, W.Va. He earned his bachelor's degree in family studies in December of 1998, in just two and a half years, from Arizona and his master's degree in teaching and teacher education from Arizona in December of 1999, all while lettering four years in basketball for the Wildcats under head coach Lute Olson.

He married the former Kerri Lamas of Sierra Vista, Ariz., in 2009. He has a stepson (Ethan) and three daughters, Payten, Kamryn and Harper.

WHAT COACHES SAID ABOUT TECH...

"I cannot say enough, I don't have to say anything -- Josh [Pastner] was coach of the year in the toughest conference in the country -- but I can't say enough really about the job he's done with that team. Their defensive numbers are top 10 in the nation in terms of points per possession." - Belmont coach Rick Byrd

"Tremendous atmosphere. Golly. We love the opportunity to play in the NIT but, as a lot of you know, sometimes places don't get as excited about that as they ought to. This place was excited about an NIT game and it was a great atmosphere." - Belmont coach Rick Byrd

"They've done a great job. I think they play with purpose. They know exactly what they're doing. They're a very difficult team to play against. This team beat North Carolina, Florida State, Notre Dame. Those are three top-20 teams, really top-15 teams. And Josh has done a great job with that team." - Syracuse coach Jim Boeheim

"It shows that, when you have guys working together, really good coaching, the improvement of players ... Josh has done a great job with his staff, and it's a great story. They're five guys playing as one. They're a solid unit that has good concepts offensively and defensively. And then the improvement of a player of Lammers from one year to the other, and Jackson, too. They're great for our league. It shows how strong our league is." - Duke coach Mike Krzyzewski

"Georgia Tech has an outstanding brand that was established by my good friend Bobby Cremins, so it's not a program that's not won. It's a program that won big but hasn't won for a while and they've locked into that and have that spirit back." - Krzyzewski again

"I think Josh has done a fabulous job. He's done some really unique things on both ends of the floor. With what they're doing with their triangle stuff offensively is a difficult preparation. It's very, very hard to guard. And then the changing zone defenses and then you've got the rim protector in (Ben) Lammers back there, they're hard to score against. They're just a really tough preparation and it certainly isn't a fluke." - Notre Dame's Mike Brey

"I was really so frustrated about the way we played down there that day. I didn't give them enough credit. They've had a fantastic year. It's shown. I'm hoping they make the NCAA Tournament." - North Carolina's Roy Williams

"Josh has just taken a team that nobody expected to be even competitive, never mind get an NCAA berth, (to tournament consideration). It's great to see because Josh is a tremendous young man and he's doing an outstanding job." - Louisville coach Rick Pitino

"I said after the first time we played them that they were better than people realized, and it's proven to be true. They're good. I said that this team was more talented than people realized. They don't have as much depth as some of the teams in our league, but they're starting five or six is very good. Josh and his staff have done a great job of creating a system that they can be successful in." - Clemson's Brad Brownell

"He's doing a phenomenal job. He hired a really good staff. Josh has gone a tremendous job of getting them to play together. I don't think they were picked last because of their talent, but Josh and his staff have done a tremendous job of maxing out that talent. Georgia Tech is constantly changing defenses. They play every kind of zone there is, and they do a good job of keeping teams from getting into a flow." - Virginia Tech's Buzz Williams

"Josh Pastner and his staff have done an amazing job. The players have really embraced the schemes, both offensively and defensively. Ben Lammers has got to be seriously considered for most improved player in the league. Josh Heath has done a tremendous job of orchestrating what they are doing at both ends of the floor. Josh Okogie is really something, reminds me of Josh Hart from Villanova the way he plays." - Miami head coach Jim Larranaga

"...You've got to go back and guard that action because they run it for 25 seconds and they're not shooting jump shots. They're coming at your throat with stuff. So it's physical, it's grinding, it's exhausting." - Notre Dame's Mike Brey on Tech's OFFENSE

"The transformation's unbelievable," he said. "It's incredible for a team to be picked last, next to last, and to do what they're doing. To me, it's one of the best stories in college basketball right now. Again, you've got to give Brian (Gregory) some credit, but Josh Pastner has taken this group together, and it's amazing. And everybody feels it." - former Tech coach Bobby Cremins

"I like how he's tweaked his system to fit his players. That lets me know he knows what he's doing. I think that's half the battle. But the energy, the effort, they play hard — that's worth watching. That's worth watching." - former Tech All-American Dennis Scott

HEAD COACH JOSH PASTNER

A CLOSER LOOK AT JOSH PASTNER

Overall (Head Coach/Assistant Coach/Staff/Player)

- Entering ninth season as a head coach in 2017-18
- Overall record: 201-108 / 9 years
- Record at Georgia Tech: 34-35 / 2 years
- Record at Memphis: 167-73 / 7 years
- Had never lost as many as three straight games as a head coach until his ninth year as a head coach; only he and Kentucky's John Calipari could claim that distinction over the last eight years, but Calipari also lost four in a row in 2017-18
- Tied as the 10th-winningest head coach for first seven seasons in NCAA Division I basketball history
- Second-winningest head coach for first seven seasons in Memphis Tigers basketball history
- Second-winningest active coach under the age of 40 in NCAA Division I
- Enters his 23rd season at the NCAA Division I level in 2017-18 (since 1996-97)
- Has been a part of NCAA Division I basketball as a player (Arizona), staff member (Arizona), assistant coach (Arizona/Memphis) and head coach (Memphis, Georgia Tech)
- Has been a part of more than 500 wins (524-215 record; .709 winning percentage)
- Teams have won 20 or more games 18 seasons, including four 30-win campaigns (1997-98, 2004-05, 2008-09, 2012-13)
- Teams have earned 17 NCAA Tournament berths and two NT bids; 19 postseason appearances in 21 seasons
- In NCAA Tournament play, have advanced to seven Sweet Sixteens, five Elite Eights, two Final Fours and two NCAA championship games
- Member of the 1996-97 Arizona squad that won the NCAA title; was first and only team to defeat three No. 1 seeds in the same NCAA Tournament
- Teams have won 12 conference championships (7 regular season, 5 tournament)
- As NCAA head or assistant coach and AAU head coach, has coached nearly 25 NBA Draft selections

Honors and Awards

- 2016-17 ACC Coach of the Year
- 2016-17 NABC District 2 Coach of the Year
- 2012-13 Gene Bartow/Conference USA Coach of the Year (coaches vote)
- 2012-13 Conference USA Coach of the Year (collegeinsider.com)
- 2009-10 Conference USA Coach of the Year (The Sporting News/collegeinsider.com)
- Following 2008-09 season, named the nation's No. 5 assistant coach by Basketball Times
- Following 2007-08 season, named the country's No. 7 high-major recruiter by FOXSports.com

Georgia Tech Head Coach (2016-present)

- Overall record: 34-35
- Won more games in his first year at Georgia Tech than any other first-year head coach in program history
- Has led Tech to five victories over AP top-25 teams
- Guided Tech to its first appearance in the final four of the NIT since 1971, spanning seven appearances

Memphis Head Coach (2009-16)

- Overall record: 167-73 (.696 winning percentage); averaging 23.9 wins per season
- Conference regular-season record: 82-36 (.695 winning percentage); had a conference win streak of 28-straight games
- Conference tournament record: 11-4 (.733 winning percentage); has three tournament titles
- Conference record (regular season/tournament combined): 93-40 (.699 winning percentage)
- Ninth-winningest head coach for first six seasons in NCAA Division I basketball history (148 wins)
- Tied as the 10th-winningest head coach for first seven seasons in NCAA Division I basketball history (167 wins)
- Tied for the quickest to 150 coaching wins in program history
- Tied as the winningest head coach for the first six seasons in Memphis program history
- Second-most wins as head coach for the first seven seasons in Memphis program history
- Has the second-most career victories of any active coach under the age of 40 in NCAA Division I
- One of two head coaches in Tigers history to have 18 or more victories each of his first seven seasons (John Calipari is the other)
- Guided the program to five postseason berths in his first seven seasons (2010 NIT; 2011, 2012, 2013, 2014 NCAA)
- One of three head coaches in Tigers history to earn postseason berths in five of his first seven seasons (Larry Finch, John Calipari are the others)
- One of two head coaches in Tigers history to lead the program to four NCAA Tournaments in his first seven seasons (Dana Kirk was the other)
- One of three head coaches in program history to lead Tigers to four straight NCAA Tournament appearances (2011-14; joins Dana Kirk 1982-85, John Calipari 2006-09)
- Led Tigers to back-to-back conference regular-season titles (2011-12, 2012-13) and three-consecutive conference tournament crowns (2011, 2012, 2013)
- Won the second-most conference titles (regular season and tournament combined; for Pastner, five total titles) in his first six seasons (Dana Kirk won six combined titles in his first six seasons)
- Coached 15 all-conference selections (5 first team, 4 second team, 6 third team)
- Coached two C-USA Players of the Year (Will Barton, 2011-12; Joe Jackson, 2012-13), one C-USA Defensive Player of the Year (D.J. Stephens, 2012-13), one C-USA Newcomer of the Year (Elliot Williams, 2009-10), one C-USA Sixth Man of the Year (Chris Crawford, 2012-13) and three C-USA Tournament MVPs (Joe Jackson, 2011, 2012; Chris Crawford, 2013)
- Coached American Athletic Conference award winners Austin Nichols (Newcomer of the Year), Michael Dixon Jr. (Sixth Man of the Year) in 2013-14, Shaq Goodwin (Sportsmanship Award Winner) in 2014-15, and Dedric Lawson (Newcomer of the Year)
- Coached two NBA Draft selections (Elliot Williams, 2010; Will Barton, 2012)
- Signed five-straight, nationally-ranked recruiting classes, including the nation's No. 1 class in 2010 and No. 2 class in 2013
- Guided Memphis to a 31-5 overall record in 2012-13, only the sixth 30-win season in school history
- 2012-13 team swept the Conference USA regular season and tournament titles; posted a 16-0 regular-season record
- 2011-12 conference title sweep (regular season and tournament) made Memphis the only program from a top-10 rated conference in the nation to win the regular-season crown outright and also claim the tournament championship
- Directed the youngest squad in Memphis history (7th youngest in NCAA Division I that year) to the 2011 Conference USA Tournament title, the program's first league tournament championship won outside the Bluff City since 1987
- Has had four former assistant coaches go on to collegiate head coaching positions: Willis Wilson (Texas A&M-Corpus Christi), Jack Murphy (Northern Arizona), Jason Gardner (IUPUI), and Damon Stoudamire (Pacific). Additionally, former assistant coach Luke Walton spent over half of the 2015-16 NBA season as interim head coach of the Golden State Warriors.

In the Memphis and Mid-South Communities

- Active supporter of Memphis' area firefighters, police, military, and rescue units
- Gives talks to civic clubs, youth organizations and elementary schools throughout the Mid-South region
- Has and continues to be active in his support of both children's hospitals in Memphis, Le Bonheur and St. Jude, as well as the Ronald McDonald House of Memphis
- Involved with the Child Advocacy Center, Wings Cancer Foundation Bet Against Breast Cancer, Life Choices and Make-A-Wish Foundation
- From 2012-15, was a part of the Infiniti Coaches' Charity Challenge, a contest that raises financial support for coaches-selected charities
- Served as the 2012 Memphis Maccabi Games opening ceremonies speaker
- Served as the 2011 Mid-South Susan G. Komen Race for the Cure honorary chairperson



Memphis Assistant Coach (2008-09)

- Overall record: 33-4 (.892 winning percentage); 30-win season was program's fourth straight
- Helped lead Memphis to a sweep of the Conference USA regular season and tournament titles
- The Tigers posted a perfect 16-0 record in C-USA play for a third-consecutive year
- Memphis finished regular season ranked No. 3 in the final Associated Press Top-25 poll and No. 2 in the ESPN/USA Today coaches poll
- Memphis won a school season record 27 straight games
- The Tigers advanced to the NCAA Tournament Sweet Sixteen for a fourth-straight season
- Coached the consensus National Freshman of the Year (Tyreke Evans)
- Coached two 2009 NBA Draft selections (Tyreke Evans, Robert Dozier)

Arizona Assistant Coach (2002-08)

- Served as an assistant for six seasons under Hall of Fame head coach Lute Olson (2002-07) and Kevin O'Neill (2007-08)
- Overall record: 137-60 (.695 winning percentage); averaged nearly 23 wins per season
- Pac-10 Conference record: 73-35 (.676 winning percentage)
- Teams had five 20-win seasons, including a 30-win campaign in 2004-05
- Teams posted double-digit win seasons in Pac-10 Conference play five of the six seasons
- Teams won two Pac-10 Conference regular season titles
- Teams earned NCAA Tournament bids all six seasons and advanced to two Sweet Sixteens and two Elite Eights
- Coached four All-Americans (Luke Walton, Jason Gardner, Andre Iguodala, Salim Stoudamire)
- Coached 12 All-Pac-10 Conference selections (total of 17 times) and seven Pac-10 All-Freshman Team picks
- Coached eight players that were NBA Draft picks (Luke Walton, Andre Iguodala, Salim Stoudamire, Channing Frye, Hassan Adams, Marcus Williams, Jerryd Bayless, Chase Budinger)

In the Tucson Community

- Involved in a wealth of charitable organizations, including the Boys and Girls Clubs of Tucson, Boy Scouts of America, Leukemia and Lymphoma Society, Naval Special Warfare Foundation, Special Olympics and various local law enforcement support groups
- Named to the 2007 Tucson Business Edge's "40 Under 40," which recognizes local business leaders under 40 years of age; annual list not only recognizes recipients for professional success, but community involvement, public service and participation in trade groups or professional organizations

Arizona Staff Member (2000-02)

- Served on Lute Olson's staff as video coordinator/recruiting coordinator (2001-02) and undergraduate assistant (2000-01)
- Overall record: 49-16 (.754 winning percentage); posted back-to-back 20-win seasons
- Pac-10 Conference record: 27-9 (.750 winning percentage)
- Team won one Pac-10 Conference Tournament title (2002)
- Team earned consecutive NCAA Tournament berths and advanced to two Sweet Sixteens, one Elite Eight, one Final Four and one championship game
- 2000-01 team finished season as NCAA runner-up

Arizona Player (1996-2000)

- Named Academic All-Pac-10 second team as a senior in 2000
- Overall record: 104-27 (.794 winning percentage)
- Teams posted four-straight 20-win seasons, including a 30-win campaign in 1997-98
- Pac-10 Conference record: 56-16 (.778 winning percentage)
- Teams won two Pac-10 Conference regular season crowns (1997-98, 1999-2000)
- Teams earned four-straight NCAA Tournament berths, advancing to two Sweet Sixteens, two Elite Eights, one Final Four and one championship game
- 1996-97 team won the NCAA title
- Wildcats had a 42-0 record when Pastner played
- Dubbed the program's "shot specialist," worked with high-profile teammates (Mike Bibby, Miles Simon, Jason Terry, Richard Jefferson) on their shots and shooting motions
- Also assisted in breaking down tapes and scouting opponents

Other Items of Interest

- Earned his bachelor's degree in Family Studies from Arizona in 2.5 years (December of 1998 after enrolling in fall of 1996), which is the fastest an Arizona student-athlete has ever earned a degree
- Earned his master's degree in Teaching and Teacher education in just one year while at Arizona
- Earned his bachelor's degree without taking any summer classes; took as many as 33 hours during multiple semesters
- At the age of 21, applied for Prairie View's head coach position
- At the age of 19, applied for the Los Angeles Clippers head coach position
- At age of 16, organized and coached the Houston Hoops AAU summer program
- At age of 13, published the Josh Pastner Scouting Report, which provided scouting reports on local high school talent in the Houston area
- Has never had alcohol, coffee or soda to drink
- Has not used a curse word in his seven seasons as head coach

HEAD COACH JOSH PASTNER

PASTNER AT-A-GLANCE

PERSONAL

Birthdate: September 26
 Hometown: Kingwood, Texas
 High School: Kingwood
 College: Arizona, 1998 (Bachelor's); Arizona, 1999 (Master's)
 Family: wife, Kerri; daughters, Payten, Kamryn, and Harper; stepson, Ethan

COACHING HISTORY

2000-01: Arizona, Undergraduate Assistant Coach
 2001-02: Arizona, Video Coordinator/Recruiting Coord.
 2002-08: Arizona, Assistant Coach
 2008-09: Memphis, Assistant Coach
 2009-16: Memphis, Head Coach
 2016-present: Georgia Tech, Head Coach

POST-SEASON HISTORY

2000-01: Arizona, NCAA Championship Game
 2001-02: Arizona, NCAA Sweet Sixteen
 2002-03: Arizona, NCAA Elite Eight
 2003-04: Arizona, NCAA First Round
 2004-05: Arizona, NCAA Elite Eight
 2005-06: Arizona, NCAA Second Round
 2006-07: Arizona, NCAA First Round
 2007-08: Arizona, NCAA First Round
 2008-09: Memphis, NCAA Sweet Sixteen
 2009-10: Memphis, NIT Second Round
 2010-11: Memphis, NCAA Second Round
 2011-12: Memphis, NCAA Second Round
 2012-13: Memphis, NCAA Third Round
 2013-14: Memphis, NCAA Third Round
 2016-17: Georgia Tech, NIT Championship Game

CONFERENCE TITLES

2001-02: Arizona, Pac-10 Conference (tournament)
 2002-03: Arizona, Pac-10 Conference (regular season)
 2004-05: Arizona, Pac-10 Conference (regular season)
 2008-09: Memphis, C-USA (regular season/tournament)
 2010-11: Memphis, C-USA (tournament)
 2011-12: Memphis, C-USA (regular season/tournament)
 2012-13: Memphis, C-USA (regular season/tournament)

PLAYING HISTORY

1996-2000: Arizona, Four-year letterwinner

POST-SEASON (Player)

1996-97: Arizona, NCAA Champion
 1997-98: Arizona, NCAA Elite Eight
 1998-99: Arizona, NCAA First Round
 1999-2000: Arizona, NCAA Second Round

CONFERENCE TITLES (Player)

1997-98: Arizona, Pac-10 Conference (regular season)
 1999-2000: Arizona, Pac-10 Conference (regular season)

PASTNER'S CAREER EXPERIENCE

| Year | Position | School | Overall W-L | Pct. | Conference W-L | Pct. | Notable |
|--------------------------------------|------------|--------------|----------------|-------------|-------------------|-------------|--|
| 1996-97 | Player | Arizona | 25-9 | .735 | 11-7 | .611 | NCAA Champion |
| 1997-98 | Player | Arizona | 30-5 | .857 | 17-1 | .944 | Pac-10 Champ (R); NCAA Elite Eight |
| 1998-99 | Player | Arizona | 22-6 | .786 | 13-5 | .722 | NCAA First Round |
| 1999-00 | Player | Arizona | 27-7 | .794 | 15-3 | .833 | Pac-10 Champ (R); NCAA Second Round |
| 2000-01 | Assistant# | Arizona | 25-6 | .806 | 15-3 | .833 | NCAA Title Game |
| 2001-02 | Video* | Arizona | 24-10 | .706 | 12-6 | .667 | Pac-10 Champ (T); NCAA Sweet 16 |
| 2002-03 | Assistant | Arizona | 28-4 | .875 | 17-1 | .944 | Pac-10 Champ (R); NCAA Elite Eight |
| 2003-04 | Assistant | Arizona | 20-10 | .667 | 11-7 | .611 | NCAA First Round |
| 2004-05 | Assistant | Arizona | 30-7 | .811 | 15-3 | .833 | Pac-10 Champ (R); NCAA Elite Eight |
| 2005-06 | Assistant | Arizona | 20-13 | .606 | 11-7 | .611 | NCAA Second Round |
| 2006-07 | Assistant | Arizona | 20-11 | .645 | 11-7 | .611 | NCAA First Round |
| 2007-08 | Assistant | Arizona | 19-15 | .559 | 8-10 | .444 | NCAA First Round |
| 2008-09 | Assistant | Memphis | 33-4 | .892 | 16-0 | 1.000 | C-USA Champ (R/T); NCAA Sweet 16 |
| 2009-10 | Head Coach | Memphis | 24-10 | .706 | 13-3 | .813 | NIT Second Round |
| 2010-11 | Head Coach | Memphis | 25-10 | .714 | 10-6 | .625 | C-USA Champ (T); NCAA Second Round |
| 2011-12 | Head Coach | Memphis | 26-9 | .743 | 13-3 | .813 | C-USA Champ (R/T); NCAA Second Round |
| 2012-13 | Head Coach | Memphis | 31-5 | .861 | 16-0 | 1.000 | C-USA Champ (R/T); NCAA Third Round |
| 2013-14 | Head Coach | Memphis | 24-10 | .706 | 12-6 | .667 | NCAA Third Round |
| 2014-15 | Head Coach | Memphis | 18-14 | .563 | 10-8 | .556 | American Conference First Round |
| 2015-16 | Head Coach | Memphis | 19-15 | .559 | 8-10 | .444 | American Conference finals |
| 2016-17 | Head Coach | Georgia Tech | 21-16 | .568 | 8-10 | .444 | NIT Finals |
| 2017-18 | Head Coach | Georgia Tech | 13-19 | .406 | 6-12 | .333 | |
| Georgia Tech Totals | | | 34-35 | .493 | 14-22 | .389 | 1 NIT runner-up |
| Memphis Totals (HC/AC) | | | 200-77 | .745 | 98-36 | .726 | 7 conference titles (3 R/4 T), 5 NCAA, 1 Sweet 16, 1 NIT |
| Arizona Totals (Staff/Player) | | | 290-103 | .722 | 156-59 | .726 | 5 conference titles (4 R/1 T), 12 NCAA, 6 Sweet 16, 5 Elite Eight, 2 Final Four, 2 NCAA title games, 1 NCAA title |
| Totals | | | 490-180 | .731 | 254-95 | .728 | |

R — denotes conf. regular season title, T — denotes conf. tournament title

*also served as recruiting coordinator, # undergraduate assistant coach



PASTNER'S RECORD VS. ALL OPPONENTS

| | |
|--------------------------|--------------|
| American Athletic | 60-27 |
| Cincinnati | 2-4 |
| Connecticut | 2-6 |
| East Carolina | 9-3 |
| Houston | 7-4 |
| SMU | 4-6 |
| Temple | 3-3 |
| Tulane | 9-3 |
| Tulsa | 7-3 |
| UCF | 13-1 |
| USF | 4-1 |

| | |
|--------------------|------------|
| Atlantic 10 | 2-3 |
| George Washington | 1-0 |
| Massachusetts | 0-1 |
| Saint Louis | 0-1 |
| VCU | 1-1 |

| | |
|-----------------------|--------------|
| Atlantic Coast | 18-28 |
| Boston College | 1-2 |
| Clemson | 1-3 |
| Duke | 0-2 |
| Florida State | 1-1 |
| Louisville | 2-4 |
| Miami, Fla. | 3-1 |
| North Carolina | 1-1 |
| NC State | 2-1 |
| Notre Dame | 2-2 |
| Pittsburgh | 2-1 |
| Syracuse | 2-2 |
| Virginia | 0-4 |
| Virginia Tech | 0-2 |
| Wake Forest | 1-2 |

| | |
|---------------------|------------|
| Atlantic Sun | 5-0 |
| Lipscomb | 3-0 |
| North Florida | 1-0 |
| USC Upstate | 1-0 |

| | |
|----------------|------------|
| Big 12 | 1-7 |
| Baylor | 0-1 |
| Kansas | 0-2 |
| Oklahoma | 0-1 |
| Oklahoma State | 1-2 |
| TCU | 0-1 |

| | |
|-----------------|------------|
| Big East | 2-4 |
| Georgetown | 0-3 |
| St. John's | 1-0 |
| Xavier | 1-1 |

| | |
|----------------|------------|
| Big Ten | 5-4 |
| Indiana | 1-0 |
| Michigan | 0-1 |
| Michigan State | 0-1 |
| Minnesota | 0-1 |
| Northwestern | 1-0 |
| Ohio State | 1-0 |
| Penn State | 0-1 |
| Rutgers | 2-0 |

| | |
|----------------|------------|
| Big Sky | 1-0 |
| Montana State | 1-0 |

| | |
|-----------------|------------|
| Big West | 1-0 |
| CSU Bakersfield | 1-0 |

| | |
|-----------------------|-------------|
| Conference USA | 35-6 |
| Charlotte | 1-0 |
| Louisiana Tech | 1-0 |
| Marshall | 7-1 |
| North Texas | 1-0 |
| Rice | 3-1 |
| Southern Mississippi | 10-1 |
| UAB | 8-0 |
| UTEP | 3-3 |
| Western Kentucky | 1-0 |

| | |
|-----------------------|------------|
| Horizon League | 1-1 |
| Oakland | 1-0 |
| Wright State | 0-1 |

| | |
|------------|------------|
| Ivy | 2-0 |
| Harvard | 1-0 |
| Yale | 1-0 |

| | |
|-----------------------|------------|
| Metro Atlantic | 2-0 |
| Manhattan | 1-0 |
| Siena | 1-0 |

| | |
|---------------------|------------|
| Mid-American | 1-1 |
| Ohio | 1-1 |

| | |
|-----------------------------|------------|
| Mid-Eastern Athletic | 5-0 |
| Bethune-Cookman | 1-0 |
| Coppin State | 1-0 |
| Florida A&M | 1-0 |
| North Carolina A&T | 1-0 |
| North Carolina Central | 1-0 |

| | |
|------------------------|------------|
| Missouri Valley | 3-1 |
| Bradley | 1-0 |
| Indiana State | 1-0 |
| Northern Iowa | 1-0 |
| Wichita State | 0-1 |

| | |
|------------------|------------|
| Northeast | 1-0 |
| Robert Morris | 1-0 |

| | |
|--------------------|-------------|
| Ohio Valley | 14-1 |
| Austin Peay | 4-0 |
| Belmont | 2-0 |
| Jacksonville State | 1-0 |
| Murray State | 0-1 |
| Southeast Missouri | 3-0 |
| Tennessee State | 1-0 |
| Tennessee Tech | 2-0 |
| Tennessee-Martin | 2-0 |

| | |
|---------------|------------|
| Pac-12 | 0-2 |
| Arizona | 0-1 |
| UCLA | 0-1 |

| | |
|-----------------------|------------|
| Patriot League | 1-0 |
| Loyola, Md. | 1-0 |

| | |
|---------------------|-------------|
| Southeastern | 5-10 |
| Florida | 0-1 |
| Georgia | 0-2 |
| LSU | 2-0 |
| Mississippi | 1-2 |
| South Carolina | 0-1 |
| Tennessee | 3-4 |

| | |
|-----------------|------------|
| Southern | 2-1 |
| Samford | 1-0 |
| Wofford | 1-1 |

| | |
|--------------------------|------------|
| Southland | 8-1 |
| Central Arkansas | 1-0 |
| Houston Baptist | 1-0 |
| Nicholls | 2-0 |
| Northwestern State | 2-0 |
| Sam Houston State | 1-0 |
| Stephen F. Austin | 0-1 |
| Texas A&M-Corpus Christi | 1-0 |

| | |
|------------------------------|------------|
| Southwestern Athletic | 8-1 |
| Alcorn State | 1-0 |
| Grambling State | 1-1 |
| Jackson State | 3-0 |
| Prairie View A&M | 1-0 |
| Southern | 2-0 |

| | |
|----------------------|------------|
| Summit League | 5-0 |
| IUPUI | 2-0 |
| Oral Roberts | 2-0 |
| Western Illinois | 1-0 |

| | |
|----------------------|------------|
| Sun Belt | 4-1 |
| Arkansas-Little Rock | 2-0 |
| Arkansas State | 2-0 |
| UT-Arlington | 0-1 |

| | |
|-------------------|------------|
| West Coast | 3-2 |
| Gonzaga | 2-2 |
| Saint Mary's | 1-0 |

| | |
|-------------------------|------------|
| Western Athletic | 1-0 |
| UTRGV | 1-0 |

| | |
|--------------------|------------|
| Division II | 1-0 |
| LeMoyne Owen | 1-0 |
| Shorter | 1-0 |
| Tusculum | 1-0 |

| | |
|---------------------|------------|
| Division III | 1-0 |
| Centenary | 1-0 |

BASKETBALL STAFF

ERIC REVENO

Assistant Coach

Eric Reveno, who recently completed a 10-year run as the head coach at the University of Portland, joined Josh Pastner's men's basketball staff at Georgia Tech as assistant coach on May 6, 2016.

The former post player oversaw one of the Yellow Jackets' great successes in the last two seasons in the development of 6-10 center Ben Lammers, who became a second-team All-ACC performer and the conference's defensive player of the year, and the rise of 6-9 forward Abdoulaye Gueye into an ACC-level player after he red-shirted in 2015-16.

Reveno spent 10 years spearheading a rebuilding effort at Portland in which the Pilots played in four CollegeInsider.com Postseason Tournament (CIT) during his tenure and had a three-year span where the Pilots averaged 20 wins from 2008-10. Reveno was named the WCC Coach of the Year in 2009 after leading Portland to back-to-back third-place finishes in the league standings. The Pilots were also one of the best three-point shooting teams in the nation during Reveno's term.

"Eric is known as one of the great developers of big men in the country," said Pastner. "He worked at Pete Newell's Big Man Camp for seven years, and he was on the staff at Stanford during a time when they recruited and developed a number of tremendous big men and were highly successful. He's got a tremendous IQ for the game of basketball and a high level of character."

Twenty Pilots were named to All-WCC teams since 2007, including eight first-team selections, and 16 of the program's graduates since 2009 have gone on to play professionally. Reveno finished with a 140-178 overall record, including a 60-95 mark in West Coast Conference games.

Off the court, the Pilots had 16 WCC All-Academic team selections under Reveno. The team boasted a 100 percent graduation rate, a near-perfect rating in the NCAA's Academic Progress Rate, and 20 Academic All-WCC selections since 2007.

"I am grateful to be a part of Josh Pastner's staff at Georgia Tech," said Reveno. "I have known Coach Pastner since he was a player at Arizona, and he has impressed at every stage of his career. His commitment and passion for helping each student-athlete become the best he can be and building a championship team is infectious. To be able to work with him, at one of the nation's top academic institutions, competing in the best league in college basketball, is an opportunity of a lifetime."

Voted one of the Top 25 Recruiters in the nation by rivals.com in 2006, Reveno has a track record of player development, and respects the role of the student-athlete. He built the foundation for future success through quality recruiting and an emphasis on development, both on the court and in the weight room.

Long recognized as a leader in the use of sports performance analysis technology, Reveno spoke in Sydney, Australia during the fall of 2008 at a worldwide summit hosted by SportsTec, one of the foremost providers of video and technology solutions to the international sports community. The cutting edge approach to technology became a staple of the Pilot program in teaching, player development and recruiting. As a result, Reveno was the lone representative from the United States asked to speak to an audience of performance professionals from some of the top sports leagues and organizations in the world. Dave Telep, ESPN.com Senior Recruiting Analyst, said that, "Reveno is unofficially the most technologically advanced man we've met in college basketball. His new iPhone is wired up to the point where he's got his recruiting database, clips of his offense, directions to gyms in Vegas AND his favorite Johnny Cash songs all in one."

An imposing 6-foot, 8-inch figure, Reveno developed a passion for a disciplined style of play reminiscent of his formative coaching years as an assistant under legendary coach Mike Montgomery at Stanford. He also credits Dr. Tom Davis, the man who recruited and coached him at Stanford his first two years, and legendary coach Pete Newell as major influences on his coaching style. Reveno served as an assistant coach under Montgomery at Stanford for seven years before being promoted to associate head coach during the 2004-05 season alongside Trent Johnson.

A post player for the Cardinal in the late '80s under both Davis and Montgomery, Reveno helped coach his alma mater to seven 20-win seasons, three 30-win seasons, eight NCAA Tournament appearances, an NCAA Final Four in 1998, three years with a No. 1 national ranking and four Pacific-10 Conference Championships. He played in 116 games during his career at Stanford (1985-87, 89), including 30 games as a starter during his senior season. He was a two-time team captain and averaged 9.4 points and 5.1 rebounds per game as a senior, helping the Cardinal to a 26-7 record (15-3 mark in the Pac-10) and a No. 12 national ranking. The Cardinal advanced to the NCAA Tournament, Stanford's first appearance in the tourney since 1942.

Reveno recruited and coached numerous outstanding frontline players for the Cardinal, including Mark Madsen, Jarron Collins, Jason Collins, Curtis Borchardt, Tim Young, Rob Little, Justin Davis and Matt Haryasz. He was also a prominent staff member at the nationally renowned Pete Newell Big Man Camp from 1998-2004. Seven players under Reveno's tutelage at Stanford went on to play in the NBA.

After graduating from Stanford in 1989 with a degree in economics, he spent four years playing professional basketball in Japan. He returned to Stanford and obtained his masters degree in business administration in 1995. Prior to joining the Stanford coaching staff in 1997, he served as president for two years of Riekes Center in Menlo Park, a non-profit mentoring organization that works with athletes of all ages.

Reveno was born in Stanford, Calif. on March 12, 1966 and attended The Menlo School. He and his wife, Amanda, have two children: Katie (15) and Andrew (12).



JULIAN SWARTZ

Assistant Coach

A 15-year coaching veteran, including eight years on the NCAA Division I level, Julian Swartz was named an assistant coach on Josh Pastner's staff in August of 2018.

Swartz, 38, is responsible for on-court development of Tech players and will focus his efforts on the Yellow Jackets' defensive schemes as well as handle recruiting responsibilities.

One of two members of head coach Pastner's staff at Memphis to follow him to Georgia Tech, Swartz came to The Flats in May, 2016, after four years with Pastner at Memphis, where he served stints as assistant director of operations, director of player development and interim assistant coach.

He served his first two years at Tech as director of recruiting and compliance, which included serving as the staff liaison with compliance, coordinating on-campus recruiting operations and summer camps. He retained many of those duties during the 2017-18 season even after being named interim assistant coach to fill a vacancy on the coaching staff.

During his time at Memphis, the Tigers compiled a 92-44 overall record while transitioning to the American Athletic Conference from Conference USA.

Prior to Memphis, Swartz spent three years as a graduate assistant at Marquette (2005-08) with head coach Tom Crean and one as an intern at Indiana (2008). Among his duties at Marquette were assisting in the areas of video, scouting reports, statistics, student-athletes' academic progress, on-campus recruiting visits and coordinating summer camps. He also assisted in player development, working with All-Big East honorees Lazar Hayward, Dominic James, Wesley Matthews, Jerel McNeal and Steve Novak. Novak, Matthews, McNeal, and Hayward have all played in the NBA. In those three seasons, the Golden Eagles posted a 69-31 overall record and a 31-19 Big East Conference mark and earned three NCAA Tournament berths.

From 2009-12, he served as a counselor in the West Allis/West Milwaukee school district, counseling kids and teaching character education, while also serving as an assistant coach for the Waukesha South High School varsity hoops squad (2003-05, 2009-11) along with coaching youth basketball (2009-12).

A native of Waukesha, Wis., Swartz graduated from Carroll College in 2005 with a bachelor's degree in psychology. He earned his master's degree in school counseling in 2008 from Marquette, which made him the recipient of the 2016 Marquette University Alumni Counselor Education and Counseling Psychology Achievement Award.

A successful high school player, Swartz scored 2,123 points in his career, was a first-team all-state selection three times and was named the 1999 Associated Press Wisconsin High School Player of the Year along with being named academic all-state. He began his collegiate playing career at the University of Wisconsin in 1999-2000 and was a member of the Badgers squad that advanced to the 2000 NCAA Final Four.



BASKETBALL STAFF

ANTHONY WILKINS

Assistant Coach

Anthony Wilkins, an Atlanta native who spent the past five seasons on the coaching staff at Tulane University, joined Georgia Tech's basketball staff in June of 2018.

Wilkins, 37, served as an assistant coach for four seasons at Tulane under two head coaches -- Ed Conroy and Mike Dunleavy -- after serving as director of basketball operations during his first year with the Green Wave. At Tulane, Wilkins handled game strategy and scout prep responsibilities along with player development and recruiting duties. He also had six years of professional playing experience prior to entering the coaching world.

"Anthony is an outstanding coach on the court and excellent with player development, which is critical in our program," said Pastner. "He has the ability to evaluate and recruit at a high level and help us continue to build for the future. Anthony has worked for five years at a prestigious academic institution, which should serve him well here, and will be a tremendous representative for Georgia Tech."

He went to Tulane after serving one season as player development director at his alma mater Kent State (2012-13), where he helped guide the Golden Flashes to a 21-14 overall record and an appearance in the CollegeInsider.com Tournament. During that season, he completed studies for his bachelor's degree in communications from Kent State.

"As I was growing up in Atlanta, Georgia Tech set the standard for high-level athletics," said Wilkins. "I'm humbled to have the opportunity to come home and help Josh restore that feeling in McCamish Pavilion. The storied tradition of excellence in this program calls for the very best in recruiting, coaching and developing high-level student athletes. I'm excited to help bring Georgia Tech basketball back to national prominence."

Prior to that, Wilkins co-founded and served as associate head coach of Stackhouse Elite AAU travel team in 2011 in Atlanta, and he also served as a counselor and coach at the NBA Top 100 camp. His player development background includes training draft eligible players, along with a number of professional players currently playing in the NBA or abroad.

Wilkins began his coaching career after spending six years playing professional basketball in Sweden, Ukraine, Mexico and South Korea. He played in the NBA's Development League (now G League) for Fort Worth and Tulsa (2005-06) and Bakersfield (2007-08). Wilkins also participated in the Atlanta Hawks Vet Camp in 2005 and played on the organization's summer league team in 2006.

As a senior at Kent State, Wilkins was co-captain of the 2002-03 team that went 22-9 and advanced to the NIT. He started all 31 games and was named the team's defensive player of the year while scoring 9.9 points per game and hitting 39 percent of his three-point field goals. As a junior in 2001-02, his Kent State team finished 30-6 and advanced to the Elite Eight in the NCAA Tournament.

Born in Atlanta, Wilkins lived in the city for much of his childhood and attended Therrell High School for two years before finishing his high school studies at Glenville High School in Cleveland, Ohio.



TYLER BENSON

Director of Operations

After spending two seasons serving as Georgia Tech basketball's director of scouting, Tyler Benson was promoted in the summer of 2018 to director of operations, where he will handle the day-to-day tasks of coordinating the Yellow Jackets' use of the basketball facilities, practice time, equipment and apparel and serve as the program's liaison for compliance matters.

Benson also supervises the Jackets' student and graduate managers and coordinates the team's summer camp program.

After two seasons (2014-16) at Memphis as the Tigers' video coordinator under head coach Josh Pastner, Benson came to Georgia Tech in May of 2016 in a similar role, overseeing all the team's video operations and managing the collection and analysis of video to assist the coaching staff in its scouting and keeping the program's video and computer equipment up-to-date. He also managed the team's equipment and apparel, a duty he retains in his current capacity.

Benson moved into his video coordinator role at Memphis after one year (2013-14) as a graduate manager at Ole Miss, where he assisted head coach Andy Kennedy's staff with practice and the scout team, oversaw the team's undergraduate student assistants and assisted the video coordinator with breaking down tape and drafting scouting reports.

Prior to that, Benson was a coach for four seasons, first as an assistant coach at West Virginia Wesleyan (2009-10) and then for three years at St. John's Northwestern Military Academy (2010-13) in Delafield, Wis., helping 32 Lancers earn NCAA Division I scholarships.

A native of Morgantown, W.Va., Benson earned four letters playing basketball at St. Bonaventure, serving as the Bonnies' team captain as a senior, and graduated in 2009 with a bachelor's degree in business administration/management sciences.

Benson was married in the summer of 2017 to the former Alivia Luck.



MARIO WEST

Director of Player Personnel

A veteran of four years in American professional basketball and five seasons overseas, former Georgia Tech standout Mario West joined the Yellow Jackets' basketball staff as director of player personnel in May of 2016.

West serves as the basketball staff's liaison with academic services, campus housing and dining, media and marketing, and also spearheads the program's alumni outreach and the team's community service activities.

A 6-5 guard, West was an undrafted free agent signee of the Atlanta Hawks after his Tech career and played three seasons for the team, then spent part of the 2010-11 season with the New Jersey Nets. He played a total of 162 NBA games, and also played 53 games over two seasons with the Maine Red Claws in the NBA Developmental League.

From there, West played five years with professional teams in the Dominican Republic, Italy, the Philippines, Mexico, France and Argentina. He was named MVP of the Dominican Republic league finals in 2010, and helped the Boulogne Sur Mer team to the French second division league title in 2014.

In the summer of 2018, he was drafted to play in the second season of the Big3 professional 3-on-3 basketball league, joining "The Ghost Ballers" team.

The native of Douglas, Ga., came to Tech as a non-scholarship player and played on three NCAA Tournament teams, including the Tech team that played for the national championship in 2004. In four seasons from 2003-07, West played in 103 games, starting 21, and averaged 3.2 points and 2.3 rebounds. He achieved career highs in 2005-06 with 5.2 points and 2.6 rebounds per game while hitting 48.3 percent of his field goals. He served as team captain as a senior and ranks 20th on Tech's all-time list for steals. Immediately following his Tech career, he participated in and won the NCAA Slam Dunk championship that is staged at the Final Four site each year.

West earned his bachelor of science degree in business management from Tech in 2007, and during his post-graduate career, he has served as a coach at numerous youth camps in countries where he has played, as well as those conducted in Atlanta by Georgia Tech and the Atlanta Hawks.

West has co-authored a book with Shakyna Bolden, entitled "Defend the Dream, 20 ways to win the game of your dream," based on West's journey to the NBA, to be published later in 2016.

He and his wife Karissa were married in June of 2018.



BASKETBALL STAFF

DAN TAYLOR

Player Development Coach

Dan Taylor joined the Georgia Tech staff as player development coach for men's basketball in May of 2016 following a nine-year term as the head strength and conditioning coach at Siena College in Loudonville, N.Y.

Taylor coordinates and implements the player development program for the Yellow Jackets' men's basketball and men's tennis teams. In his two years on The Flats, Taylor has implemented new technologies in the industry to assist the coaching staff with monitoring student-athletes training loads and conditioning and has partnered with other departments on campus to achieve similar ends.

At Siena, he oversaw the strength and conditioning efforts for all of Siena's Division I varsity programs and over 350 student-athletes from September, 2006, to the present, promoted to the position after joining the Siena staff as an assistant strength coach.

As an assistant at Siena, Taylor's duties included creating and executing strength programs for the women's golf team, assisting in the creation and implementation of Siena College's Strength Camps for high school athletes and working with a variety of athletes from Siena's sports programs.

Alongside his duties as assistant strength and conditioning coach at Siena, Taylor also served as assistant fitness director for Gold's Gym in Clifton Park. In this capacity, Taylor has worked with myriad of athletes, ranging from youth football players to professional basketball players from the USBL (United States Basketball League).

Prior to his appointment as assistant strength and conditioning coach, Taylor developed and implemented conditioning programs for The College of Saint Rose men's and women's basketball teams, the women's volleyball and baseball teams.

Taylor is a member of the National Strength and Conditioning Association, and is certified by that organization (as a strength and conditioning specialist) as well as the National Academy of Sports Medicine (performance enhancement specialist) and the American Heart Association (AED certified).

Taylor graduated cum laude from Franklin Pierce College in 2002, where he earned his bachelor of arts degree. In 2006, Taylor received his masters of science in exercise science and performance enhancement from the California University of Pennsylvania, where he graduated summa cum laude, and completed his second masters of science in exercise science with a focus in strength and conditioning from Edith Cowan University based in Perth, Western Australia in 2011. He is currently working toward a doctorate degree in performance psychology at Grand Canyon University. Taylor co-authored a 2014 book entitled, "Conditioning to the Core," and authored its companion educational correspondence course and webinar.

Taylor and his wife Erin have two children, 7-year-old twins Jackson and Lorelai.



RICHARD STEWART

Assistant Director of Sports Medicine

Richard Stewart joined the Georgia Tech Athletic Association staff in August 2007 as assistant athletic trainer for men's basketball and was promoted during the summer of 2018 to assistant director of sports medicine. He also oversees men's and women's tennis.

Stewart came to Georgia Tech from Virginia Tech, where he was an assistant athletic trainer for football as well as a graduate assistant athletic trainer for football and men's soccer before working for the Hokies in a full-time capacity. During his time at Virginia Tech, he also served as assistant athletic trainer for the Cologne Centurions of NFL Europe.

He graduated from Salisbury University in 2005 with a bachelor's degree in athletic training and earned his master's in health promotion and physical education in 2006 from Virginia Tech.

Stewart is a NATABOC Certified Athletic Trainer. He is a member of the National Athletic Trainer's Association, Southeast Athletic Trainers' Association, and the Georgia Athletic Trainers' Association, and he is licensed by the state of Georgia as an athletic trainer.



HAYDEN SHERIDAN

Director of Scouting

After spending the last two seasons as a graduate assistant on the Georgia Tech basketball staff, Hayden Sheridan has been appointed to the position of director of scouting.

Sheridan, 24, oversees the team's video operations and manages the collection and analysis of video to assist the coaching staff in its scouting, as well as keeping the program's video and computer programming up to date.

During his two years as a GA, Sheridan assisted in scouting and bvideo breakdown, supervised Tech's student managers, organized the team's recruiting database, and assisted with running team camps.

A 2016 graduate of Arizona with a bachelor's degree in literacy, learning and leadership, Sheridan was a student manager on the basketball team for three years. He also worked as an NBA draft assistant for BDA Sports and was a coach at basketball camps for Sean Miller at Arizona and Dan Majerle at Grand Canyon.



Ellie Cantkier

Program and Operations
Manager



Whitney Burton

Associate Director Academic
Services



Lindsay Sundberg

Academic Support Coordinator



Dr. Angelo Galante

Team Physician



Dr. Aaron King

Team Dentist




Bryan Elliott

Associate Director Athletics
Facilities & Event Operations



Erik Maday

Graduate Assistant



Shawn Valentine

Graduate Assistant



Mike Stamus

Assoc. Dir. Communications



Phil Lewicki

Assoc. Dir. Marketing & Promotions



Andy Demetra

Director of Broadcasting



Andy Blanton

Assistant AD/Video Operations

ADMINISTRATION

TODD STANSBURY

Director of Athletics

Todd Stansbury, a Georgia Tech alumnus and football letterwinner, was introduced as the Institute's ninth director of athletics on Sept. 22, 2016.

After he officially arrived back on The Flats on Nov. 28, 2016, Stansbury identified four strategic priorities for Georgia Tech athletics — to define the GT athletics brand, to establish an internal culture, to align the internal structure and to generate new revenue. In just 19 months on the job, he has addressed those priorities through a slew of initiatives and accomplishments.

Highlights include:

- a significant revenue lift spurred by increased giving to the Alexander-Tharpe Fund and ticket sales, which can be traced in large part to an innovative overhaul of sales operations that focused on integrating fundraising and ticket sales efforts;
- the establishment of a partnership with adidas to serve as the official apparel provider of Georgia Tech athletics, which was announced on Aug. 22, 2017 and went into effect on July 1, 2018;
- significant facilities upgrades, including a new \$4.5 million football locker room, a \$1.2 million investment in new videoboards at several competition venues (baseball, softball, volleyball and tennis, as well as Bobby Dodd Stadium's Callaway Plaza) and a refresh of the student-athletes' nutrition center and training table;
- a re-emphasis on Georgia Tech athletics iconic Total Person Program, with investments for additional staff and programming for student-athletes, including the department's first-ever Jackets Without Borders service trips to Costa Rica (2017) and Puerto Rico (2018);
- a comprehensive brand refinement that included defining Georgia Tech athletics' official colors, Tech's first-ever athletics wordmark and a simplification of the iconic interlocking GT logo;
- the creation of Georgia Tech's "Gold Code," which outlines the department's core values, brand differentiators, vision, mission and the Everyday Champions formula — Winning + The Institute + Total Person Program = Everyday Champions;
- the establishment of two new offices within the athletics department — the office of brand and ideation, which works to identify and tell the story of the Yellow Jackets' brand, and the office of innovation, which oversees Georgia Tech's efforts to build on its status as college athletics' leader in innovation, particularly through collaboration and partnerships with the Institute and innovation hubs throughout Atlanta.

In June 2018, Stansbury unveiled the most significant undertaking of his tenure as Georgia Tech's A.D. — Athletics Initiative 2020. AI 2020 aims to raise \$125 million for athletics facilities, endowments and operations by 2020 with three priorities in mind — recruiting (putting GT in position to attract the special type of student-athlete that can excel both athletically and academically at Tech), building a better student-athlete (equipping them with the tools they need to excel in their sport, while also developing each as a Total Person that succeeds in academics and life) and winning (being true to the great tradition of excellence at Georgia Tech by competing for ACC and national championships).

The crown jewel of AI 2020 is a \$70 million renovation of Georgia Tech's Edge Center. The new Edge Center will serve as a sleek and innovative home base for Georgia Tech athletics' teams and administration, a one-stop shop for key student-athlete services, an anchor for recruiting efforts and a showcase for the Institute's commitment to student-athlete success and fan engagement.

A native of Oakville, Ontario, Stansbury was initially drawn to Georgia Tech when he befriended several Tech football student-athletes while on a family vacation in Florida as a youngster. The student-athletes invited Stansbury and his family to attend a practice on their way back through Atlanta. They accepted and, after visiting campus, Stansbury was determined to attend and play football at Tech.

Several years later, he was offered and accepted a football scholarship to attend Tech. He enrolled in 1980 and played linebacker and special teams for the Yellow Jackets under head coach Bill Curry. He went on to be selected in the third round of the Canadian Football League draft by the Saskatchewan Roughriders in 1984 but after a brief CFL career, returned to Atlanta to begin a banking career.

In 1988, he left banking and returned to The Flats to become an academic advisor for Georgia Tech's football program. In 1991, he was promoted to assistant athletics director for academics by legendary A.D. Homer Rice.

After leaving Tech in 1995, Stansbury's career included stops at Houston (associate A.D. - 1997-2000) and Oregon State (executive associate A.D. - 2003-12), as well as three stints as an athletics director at East Tennessee State (2000-03), UCF (2012-15) and Oregon State (2015-16).

Stansbury and his wife, Karen, who were married inside Georgia Tech's Arthur B. Edge Intercollegiate Athletics Center, reside in Atlanta. After they were married in 1995, the couple traveled the world for 18 months before returning to the United States.



Mark Rountree
Deputy Director of Athletics



Ayo Taylor-Dixon
*Senior Associate AD
External Operations*



Jack Thompson
*Senior Associate AD
Development*



Joeleen Akin
*Associate AD/Sr. Woman Admin.
Student-Athlete Development*



Shoshanna Engel
*Associate AD
Compliance*



Derek Grice
*Associate AD
Facilities, Operations and Events*



Jim Hall
*Associate VP for
Development*



Jeff Keisler
*Associate AD
Annual Giving and Engagement*



Phyllis LaBaw
*Associate AD
Student Services*



Marvin Lewis
*Associate AD
Finance and Administration*

ADMINISTRATION

DR. G.P. "BUD" PETERSON

President

G.P. "Bud" Peterson was appointed April 1, 2009, as the 11th president of Georgia Tech. Under his leadership Georgia Tech developed and is implementing its 25-year strategic plan, exceeded the \$1.5 billion goal for Campaign Georgia Tech by 20 percent, grown innovative collaborations and strategic partnerships, expanded the campus infrastructure, and increased national and global visibility. Notably in that time, applications have more than tripled, and enrollment has increased by 45 percent.

Peterson came to Georgia Tech from the University of Colorado at Boulder, where he served as chancellor. Prior to that, he served as provost at Rensselaer Polytechnic Institute in New York, and for 19 years on the faculty and in leadership positions at Texas A&M University. He has worked for NASA and the National Science Foundation (NSF).

Throughout his career, Peterson has played an active role in helping establish the national education and research agendas, serving on many industry, government, and academic task forces and committees. He has served on a number of national accreditation agencies, with a focus on improving and assessing outcomes for higher education. He also has served on congressional task forces, research councils, and advisory boards, including the Office of Naval Research, the National Aeronautics and Space Administration, the Department of Energy, the National Research Council, and the National Academy of Engineering.

A distinguished scientist, he was appointed in 2008 by President George W. Bush, and again in 2014 by President Barack Obama, as a member of the National Science Board, which oversees the NSF and advises the U.S. president and Congress on national policy related to science and engineering research and education. In 2010, he was named by U.S. Secretary of Commerce Gary Locke as a member of the National Advisory Council on Innovation and Entrepreneurship. President Obama appointed him to the Advanced Manufacturing Partnership (AMP) steering committee in 2011, and to the AMP 2.0 steering committee in 2013. He is a member of the board of directors of the American Council on Education. He currently serves as chair of the NCAA Board of Governors, the NCAA's highest governing body. In February 2018, he was named to the National Space Council's User Advisory Group.

Peterson, a fellow of both the American Society of Mechanical Engineers (ASME) and the American Institute of Aeronautics and Astronautics (AIAA), received the AIAA Distinguished Service Award in 2011. His research has focused on phase change heat transfer in both the cooling of electronic devices and spacecraft thermal control. He is widely published, authoring or co-authoring 17 books or book chapters, 240 refereed journal articles, and 146 conference publications. He also holds 16 patents, with three others pending.

Peterson earned a bachelor's degree in mechanical engineering, a second bachelor's degree in mathematics, and a master's degree in engineering, all from Kansas State University. While at Kansas State, he lettered three years as a tight end/wide receiver for the Wildcats. He earned a Ph.D. in mechanical engineering from Texas A&M University. He and his wife, Val, have four adult children, two of whom are Georgia Tech alumni.



DR. CHARLES L. ISBELL, JR.

Faculty Athletics Representative

Charles Isbell, executive associate dean and professor in the College of Computing, was named faculty athletics representative (FAR) to the Georgia Tech Athletic Association on June 6, 2017. His three-year term as FAR began July 1, 2017. The FAR serves as the liaison between the Institute and the Athletic Association on issues regarding rules compliance, developments at the National Collegiate Athletic Association (NCAA), and activities related to Atlantic Coast Conference (ACC) membership.

His first institutional service role at Tech was with the Institute Undergraduate Curriculum Committee, where he worked with student-athletes returning to finish their degrees. "Since the very beginning of being here as a faculty member, I've been interested in the way student-athletes interact with the rest of the institution," he said.

For Isbell, understanding the experience of student-athletes is paramount to success in higher education. Athletic achievements can elevate a university's profile to prospective students, and student-athletes' relationship to the university is one that can be used as a model for the broader campus community.

"Anyone interested in higher education and how it has to grow and change has to understand how Division I athletics works at a university," he said. "As higher education changes, we have to think of ourselves more as a community and consider what lets people build connections and keep coming back. It's going to have to happen with all students, faculty, and staff, and athletics can be an example of how to do that well."

While Isbell is a fan and frequent attendee of Georgia Tech athletic events, his support for student-athletes extends beyond the stands.

"I want the student-athletes to know I am here for them, and I intend to talk with them and be a resource for them," he said. "I want them to know that and believe it, and know that I take it very seriously."

Isbell's research passion is artificial intelligence. In particular, he focuses on applying statistical machine learning to building autonomous agents that must live and interact with large numbers of other intelligent agents, some of whom may be human.

Isbell received his B.S. in computer science in 1990 from Georgia Tech and his Ph.D. in computer science from the Massachusetts Institute of Technology in 1998. After four years at AT&T Labs/Research, he returned to Georgia Tech in 2002 to join the faculty of the College of Computing. His research interests are varied, but recently he has been building autonomous agents that engage in lifelong learning when in the presence of thousands of other intelligent agents, including humans.

His work has been featured in the popular media, including *The New York Times* and *The Washington Post*, as well as in technical collections. He also pursues reform in computing education. He was a developer of Threads, Georgia Tech's new structuring principle for computing curricula, and one of the key developers in Georgia Tech's new MOOC-supported Master of Science in Computer Science, the first of its kind in the world. He teaches several courses both to on-campus students and to students around the world in Tech's Online master of science in computer science program.



Doug Allvine
Assistant AD / Innovation



Selinda Biggers
Assistant AD /
Business Operations



Chris Breen
Assistant AD /
Student Services



Anthony Bridges
Assistant AD /
IT Operations



Mike Castle
Assistant AD /
Ticker Operations



Mike Flynn
Assistant AD / Communications
and Public Relations



Lance Markos
Assistant AD / Compliance



Todd McCarthy
Assistant AD /
Sports Video Operations



Simit Shah
Assistant AD / Branding &
Ideation



Leah Thomas
Assistant AD / Student-Athlete
Development



John D. Tweedy
Assistant AD /
Facilities, Operations & Events

2017-18 REVIEW

| | |
|--|-----------|
| Overall, ACC Statistics | 38 |
| Home/Away/Neutral Breakdown | 39 |
| Points/Rebounds/Assists, Starting Lineups | 40 |
| Game-by-Game Team Totals | 41 |
| Game Recaps, Box Scores | 42 |
| Team and Individual Superlatives | 54 |

2017-18 STATISTICS

All Games (13-19 / 12-7 home, 1-10 away, 0-2 neutral)

| Player | GP-GS | Min-Avg | FG- FGA | Pct | 3FG- FGA | Pct | FT- FTA | Pct | Off- Def | Tot | Avg | PF-dq | A | TO | Blk | Stl | Pts | Avg |
|--------------------|-------|-----------|-----------|------|----------|------|----------|------|----------|------|------|--------|-----|-----|-----|-----|------|------|
| Okogie, Josh | 24-24 | 873-36.4 | 133- 320 | .416 | 38- 100 | .380 | 133- 162 | .821 | 54- 96 | 150 | 6.3 | 70-2 | 59 | 61 | 23 | 42 | 437 | 18.2 |
| Jackson, Tadic | 29-13 | 838-28.9 | 149- 335 | .445 | 28- 98 | .286 | 41- 67 | .612 | 23- 83 | 106 | 3.7 | 63-2 | 63 | 66 | 5 | 26 | 367 | 12.7 |
| Alvarado, Jose | 25-25 | 874-35.0 | 99- 221 | .448 | 40- 108 | .370 | 65- 81 | .802 | 15- 78 | 93 | 3.7 | 60-1 | 77 | 59 | 2 | 43 | 303 | 12.1 |
| Lammers, Ben | 32-32 | 1151-36.0 | 151- 327 | .462 | 2- 10 | .200 | 71- 95 | .747 | 77- 182 | 259 | 8.1 | 67-0 | 54 | 47 | 78 | 39 | 375 | 11.7 |
| Gueye, Abdoulaye | 31-23 | 672-21.7 | 71- 152 | .467 | 2- 11 | .182 | 38- 63 | .603 | 54- 83 | 137 | 4.4 | 88-4 | 33 | 44 | 33 | 20 | 182 | 5.9 |
| Alston, Brandon | 32-19 | 758-23.7 | 56- 150 | .373 | 21- 59 | .356 | 41- 58 | .707 | 18- 39 | 57 | 1.8 | 48-1 | 50 | 36 | 1 | 11 | 174 | 5.4 |
| Haywood II, Curtis | 15-7 | 364-24.3 | 24- 62 | .387 | 17- 46 | .370 | 15- 18 | .833 | 8- 35 | 43 | 2.9 | 32-0 | 35 | 17 | 5 | 13 | 80 | 5.3 |
| Wright, Moses | 25-10 | 414-16.6 | 35- 114 | .307 | 2- 31 | .065 | 19- 35 | .543 | 25- 60 | 85 | 3.4 | 42-2 | 17 | 29 | 13 | 16 | 91 | 3.6 |
| Cole, Evan | 24-7 | 332-13.8 | 29- 63 | .460 | 6- 22 | .273 | 13- 26 | .500 | 18- 44 | 62 | 2.6 | 44-3 | 11 | 15 | 8 | 7 | 77 | 3.2 |
| Moore, Justin | 8-0 | 110-13.8 | 3- 18 | .167 | 0- 4 | .000 | 1- 4 | .250 | 0- 7 | 7 | 0.9 | 11-0 | 10 | 14 | 0 | 4 | 7 | 0.9 |
| Ogbonda, Sylvester | 9-0 | 21-2.3 | 3- 5 | .600 | 0- 0 | .000 | 1- 3 | .333 | 3- 4 | 7 | 0.8 | 5-0 | 0 | 5 | 3 | 0 | 7 | 0.8 |
| Jester, Evan | 3-0 | 4-1.3 | 0- 1 | .000 | 0- 1 | .000 | 1- 2 | .500 | 0- 1 | 1 | 0.3 | 1-0 | 0 | 1 | 0 | 0 | 1 | 0.3 |
| Rice, Malachi | 6-0 | 6-1.0 | 0- 1 | .000 | 0- 0 | .000 | 0- 0 | .000 | 0- 0 | 0 | 0.0 | 0-0 | 0 | 1 | 0 | 0 | 0 | 0.0 |
| Schafer, Avi | 4-0 | 3-0.8 | 0- 1 | .000 | 0- 0 | .000 | 0- 0 | .000 | 1- 1 | 2 | 0.5 | 1-0 | 0 | 0 | 0 | 0 | 0 | 0.0 |
| Brown, Jon | 3-0 | 5-1.7 | 0- 0 | .000 | 0- 0 | .000 | 0- 2 | .000 | 0- 0 | 0 | 0.0 | 1-0 | 0 | 1 | 0 | 0 | 0 | 0.0 |
| Team..... | | | | | | | | | 38- 37 | 75 | 2.3 | | | 15 | | | 0 | |
| Total..... | 32 | | 753- 1770 | .425 | 156- 490 | .318 | 439- 616 | .713 | 334- 750 | 1084 | 33.9 | 533-15 | 409 | 411 | 171 | 221 | 2101 | 65.7 |
| Opponents..... | 32 | | 768- 1791 | .429 | 227- 599 | .379 | 407- 569 | .715 | 331- 751 | 1082 | 33.8 | 547-12 | 457 | 403 | 104 | 203 | 2172 | 67.9 |

ACC Games Only (6-12 / 5-4 home, 1-8 away)

| Player | GP-GS | Min-Avg | FG- FGA | Pct | 3FG- FGA | Pct | FT- FTA | Pct | Off- Def | Tot | Avg | PF-dq | A | TO | Blk | Stl | Pts | Avg |
|--------------------|-------|----------|-----------|-------|----------|------|----------|-------|----------|-----|------|--------|-----|-----|-----|-----|------|------|
| Okogie, Josh | 18-18 | 669-37.2 | 102- 242 | .421 | 29- 80 | .363 | 96- 116 | .828 | 43- 77 | 120 | 6.7 | 50-1 | 52 | 46 | 18 | 31 | 329 | 18.3 |
| Lammers, Ben | 18-18 | 654-36.3 | 81- 186 | .435 | 0- 3 | .000 | 29- 44 | .659 | 38- 105 | 143 | 7.9 | 42-0 | 33 | 23 | 35 | 19 | 191 | 10.6 |
| Jackson, Tadic | 18-6 | 519-28.8 | 78- 197 | .396 | 18- 58 | .310 | 16- 26 | .615 | 10- 52 | 62 | 3.4 | 40-1 | 42 | 43 | 3 | 18 | 190 | 10.6 |
| Alvarado, Jose | 12-12 | 444-37.0 | 42- 99 | .424 | 20- 51 | .392 | 18- 26 | .692 | 3- 29 | 32 | 2.7 | 27-1 | 32 | 35 | 2 | 19 | 122 | 10.2 |
| Gueye, Abdoulaye | 18-14 | 401-22.3 | 49- 98 | .500 | 0- 1 | .000 | 19- 28 | .679 | 34- 47 | 81 | 4.5 | 49-2 | 15 | 22 | 21 | 9 | 117 | 6.5 |
| Alston, Brandon | 18-12 | 409-22.7 | 33- 81 | .407 | 10- 33 | .303 | 10- 20 | .500 | 8- 18 | 26 | 1.4 | 24-0 | 30 | 19 | 1 | 10 | 86 | 4.8 |
| Cole, Evan | 13-6 | 214-16.5 | 21- 41 | .512 | 5- 15 | .333 | 7- 15 | .467 | 13- 27 | 40 | 3.1 | 27-3 | 11 | 8 | 6 | 4 | 54 | 4.2 |
| Wright, Moses | 11-4 | 173-15.7 | 12- 48 | .250 | 1- 18 | .056 | 9- 17 | .529 | 11- 22 | 33 | 3.0 | 21-2 | 7 | 15 | 5 | 6 | 34 | 3.1 |
| Haywood II, Curtis | 6-0 | 122-20.3 | 4- 20 | .200 | 4- 20 | .200 | 2- 2 | 1.000 | 1- 10 | 11 | 1.8 | 11-0 | 7 | 7 | 3 | 4 | 14 | 2.3 |
| Ogbonda, Sylvester | 6-0 | 14-2.3 | 3- 3 | 1.000 | 0- 0 | .000 | 1- 3 | .333 | 3- 2 | 5 | 0.8 | 3-0 | 0 | 3 | 2 | 0 | 7 | 1.2 |
| Schafer, Avi | 2-0 | 2-1.0 | 0- 0 | .000 | 0- 0 | .000 | 0- 0 | .000 | 0- 1 | 1 | 0.5 | 1-0 | 0 | 0 | 0 | 0 | 0 | 0.0 |
| Jester, Evan | 1-0 | 1-1.0 | 0- 0 | .000 | 0- 0 | .000 | 0- 0 | .000 | 0- 0 | 0 | 0.0 | 0-0 | 0 | 0 | 0 | 0 | 0 | 0.0 |
| Rice, Malachi | 4-0 | 3-0.8 | 0- 0 | .000 | 0- 0 | .000 | 0- 0 | .000 | 0- 0 | 0 | 0.0 | 0-0 | 0 | 0 | 0 | 0 | 0 | 0.0 |
| Team..... | | | | | | | | | 25- 19 | 44 | 2.4 | | | 8 | | | | |
| Total..... | 18 | | 425- 1015 | .419 | 87- 279 | .312 | 207- 297 | .697 | 189- 409 | 598 | 33.2 | 295-10 | 229 | 229 | 96 | 120 | 1144 | 63.6 |
| Opponents..... | 18 | | 443- 1010 | .439 | 123- 316 | .389 | 238- 327 | .728 | 192- 434 | 626 | 34.8 | 296-7 | 257 | 211 | 60 | 122 | 1247 | 69.3 |

Team Statistics.....GT.....Opp

| | | |
|-----------------------------|---------------|----------|
| SCORING..... | 2101..... | 2172 |
| Points per game..... | 65.7..... | 67.9 |
| Scoring margin..... | -2.2..... | - |
| FIELD GOALS-ATT..... | 753-1770..... | 768-1791 |
| Field goal pct..... | .425..... | .429 |
| 3 POINT FG-ATT..... | 156-490..... | 227-599 |
| 3-point FG pct..... | .318..... | .379 |
| 3-pt FG made per game..... | 4.9..... | 7.1 |
| FREE THROWS-ATT..... | 439-616..... | 407-569 |
| Free throw pct..... | .713..... | .715 |
| F-Throws made per game..... | 13.7..... | 12.7 |
| REBOUNDS..... | 1084..... | 1082 |
| Rebounds per game..... | 33.9..... | 33.8 |
| Rebounding margin..... | +0.1..... | - |
| ASSISTS..... | 409..... | 457 |
| Assists per game..... | 12.8..... | 14.3 |
| TURNOVERS..... | 411..... | 403 |
| Turnovers per game..... | 12.8..... | 12.6 |
| Turnover margin..... | -0.2..... | - |
| Assist/turnover ratio..... | 1.0..... | 1.1 |
| STEALS..... | 221..... | 203 |
| Steals per game..... | 6.9..... | 6.3 |
| BLOCKS..... | 171..... | 104 |
| Blocks per game..... | 5.3..... | 3.3 |
| ATTENDANCE..... | 123843..... | 119590 |
| Home games-Avg/Game..... | 19-6518..... | 11-9542 |
| Neutral site-Avg/Game..... | -..... | 2-7312 |

| SCORE BY PERIODS: | 1st | 2nd | OT | Total |
|-------------------|------|------|----|-------|
| Georgia Tech | 975 | 1123 | 3 | 2101 |
| Opponents | 1001 | 1160 | 11 | 2172 |

Georgia Tech's Largest ...

LEAD

Overall: 38 (76-38 at 5:04-2H vs. Florida A&M, 12/17)
ACC: 23 (64-41 at 3:50-2H at Pittsburgh, 1/13)

DEFICIT

Overall: 35 (71-36 at 9:35-2H vs. Virginia Tech, 2/17)
ACC: 35 (71-36 at 9:35-2H vs. Virginia Tech, 2/17)

MARGIN OF VICTORY

Overall: 24 (79-54 vs. Florida A&M, 12/17)
ACC: 15 (69-54 at Pittsburgh, 1/13)

MARGIN OF DEFEAT

Overall: 23 (77-54 at Louisville, 2/8)
ACC: 23 (77-54 at Louisville, 2/8)

HALFTIME LEAD

Overall: 13 (35-22 vs. Florida A&M, 12/17)
ACC: 11 (40-29 at Pittsburgh, 1/13)

HALFTIME DEFICIT

Overall: 18 (34-16 at Louisville, 2/8)
ACC: 18 (34-16 at Louisville, 2/8)

HOME CROWD

Overall: 8,600 (Virginia, Clemson, Syracuse, Duke, Virginia Tech)
ACC: 8,600 (Virginia, Clemson, Syracuse, Duke, Virginia Tech)

ROAD CROWD

Overall: 20,334 (at North Carolina, 1/20)
ACC: 20,334 (at North Carolina, 1/20)

NEUTRAL CROWD

Overall: 10,612 (vs. Boston College, ACC Tournament, 3/6)

Vs. ACC.....GT.....Opp

| | | |
|-----------------------------|---------------|----------|
| SCORING..... | 1144..... | 1247 |
| Points per game..... | 63.6..... | 69.3 |
| Scoring margin..... | -5.7..... | - |
| FIELD GOALS-ATT..... | 425-1015..... | 443-1010 |
| Field goal pct..... | .419..... | .439 |
| 3 POINT FG-ATT..... | 87-279..... | 123-316 |
| 3-point FG pct..... | .312..... | .389 |
| 3-pt FG made per game..... | 4.8..... | 6.8 |
| FREE THROWS-ATT..... | 207-297..... | 238-327 |
| Free throw pct..... | .697..... | .728 |
| F-Throws made per game..... | 11.5..... | 13.2 |
| REBOUNDS..... | 598..... | 626 |
| Rebounds per game..... | 33.2..... | 34.8 |
| Rebounding margin..... | -1.6..... | - |
| ASSISTS..... | 229..... | 257 |
| Assists per game..... | 12.7..... | 14.3 |
| TURNOVERS..... | 229..... | 211 |
| Turnovers per game..... | 12.7..... | 11.7 |
| Turnover margin..... | -1.0..... | - |
| Assist/turnover ratio..... | 1.0..... | 1.2 |
| STEALS..... | 120..... | 122 |
| Steals per game..... | 6.7..... | 6.8 |
| BLOCKS..... | 96..... | 60 |
| Blocks per game..... | 5.3..... | 3.3 |
| ATTENDANCE..... | 70668..... | 92500 |
| Home games-Avg/Game..... | 9-7852..... | 9-10278 |
| Neutral site-Avg/Game..... | -..... | 0-0 |

| SCORE BY PERIODS: | 1st | 2nd | OT | Total |
|-------------------|-----|-----|----|-------|
| Georgia Tech | 538 | 603 | 3 | 1144 |
| Opponents | 589 | 647 | 11 | 1247 |

2017-18 STATISTICAL BREAKDOWN

Games at McCamish Pavilion (12-7 record)

| Player | GP-GS | Min-Avg | FG- FGA | Pct | 3FG- FGA | Pct | FT- FTA | Pct | Off- Def | Tot | Avg | PF-dq | A | TO | Blk | Stl | Pts | Avg |
|--------------------|-------|----------|-----------|------|----------|------|----------|------|----------|-----|------|-------|-----|-----|-----|-----|------|------|
| Okogie, Josh | 13-13 | 478-36.8 | 74- 173 | .428 | 22- 57 | .386 | 84- 102 | .824 | 25- 46 | 71 | 5.5 | 27-0 | 28 | 34 | 13 | 23 | 254 | 19.5 |
| Jackson, Tadic | 17-7 | 476-28.0 | 84- 197 | .426 | 14- 57 | .246 | 28- 46 | .609 | 16- 62 | 78 | 4.6 | 30-0 | 33 | 36 | 3 | 11 | 210 | 12.4 |
| Alvarado, Jose | 16-16 | 540-33.8 | 57- 135 | .422 | 19- 58 | .328 | 53- 64 | .828 | 10- 53 | 63 | 3.9 | 35-0 | 57 | 37 | 2 | 30 | 186 | 11.6 |
| Lammers, Ben | 19-19 | 660-34.7 | 82- 182 | .451 | 2- 7 | .286 | 41- 52 | .788 | 52- 104 | 156 | 8.2 | 40-0 | 41 | 32 | 55 | 26 | 207 | 10.9 |
| Haywood II, Curtis | 10-6 | 252-25.2 | 21- 44 | .477 | 15- 30 | .500 | 13- 16 | .813 | 7- 27 | 34 | 3.4 | 19-0 | 25 | 11 | 3 | 10 | 70 | 7.0 |
| Alston, Brandon | 19-12 | 484-25.5 | 36- 93 | .387 | 17- 40 | .425 | 27- 39 | .692 | 11- 23 | 34 | 1.8 | 18-0 | 32 | 17 | 1 | 3 | 116 | 6.1 |
| Gueye, Abdoulaye | 18-14 | 391-21.7 | 35- 88 | .398 | 2- 8 | .250 | 22- 41 | .537 | 30- 44 | 74 | 4.1 | 46-2 | 20 | 24 | 19 | 13 | 94 | 5.2 |
| Wright, Moses | 15-5 | 234-15.6 | 26- 69 | .377 | 2- 17 | .118 | 13- 25 | .520 | 16- 38 | 54 | 3.6 | 24-0 | 11 | 18 | 12 | 10 | 67 | 4.5 |
| Cole, Evan | 12-3 | 176-14.7 | 18- 37 | .486 | 2- 12 | .167 | 9- 18 | .500 | 12- 24 | 36 | 3.0 | 25-2 | 4 | 8 | 6 | 1 | 47 | 3.9 |
| Ogbonda, Sylvester | 5-0 | 17-3.4 | 3- 5 | .600 | 0- 0 | .000 | 1- 3 | .333 | 2- 4 | 6 | 1.2 | 4-0 | 0 | 3 | 2 | 0 | 7 | 1.4 |
| Moore, Justin | 6-0 | 79-13.2 | 3- 11 | .273 | 0- 3 | .000 | 0- 2 | .000 | 0- 5 | 5 | 0.8 | 8-0 | 7 | 13 | 0 | 2 | 6 | 1.0 |
| Jester, Evan | 2-0 | 3-1.5 | 0- 1 | .000 | 0- 1 | .000 | 1- 2 | .500 | 0- 1 | 1 | 0.5 | 1-0 | 0 | 1 | 0 | 0 | 1 | 0.5 |
| Schafer, Avi | 2-0 | 1-0.5 | 0- 1 | .000 | 0- 0 | .000 | 0- 0 | .000 | 1- 0 | 1 | 0.5 | 0-0 | 0 | 0 | 0 | 0 | 0 | 0.0 |
| Rice, Malachi | 3-0 | 4-1.3 | 0- 1 | .000 | 0- 0 | .000 | 0- 0 | .000 | 0- 0 | 0 | 0.0 | 0-0 | 0 | 1 | 0 | 0 | 0 | 0.0 |
| Brown, Jon | 3-0 | 5-1.7 | 0- 0 | .000 | 0- 0 | .000 | 0- 2 | .000 | 0- 0 | 0 | 0.0 | 1-0 | 0 | 1 | 0 | 0 | 0 | 0.0 |
| Team..... | | | | | | | | | 28- 24 | 52 | 2.7 | | | 8 | | | | |
| Total..... | 19 | | 439- 1037 | .423 | 95- 290 | .328 | 292- 412 | .709 | 210- 455 | 665 | 35.0 | 278-4 | 258 | 244 | 116 | 129 | 1265 | 66.6 |
| Opponents..... | 19 | | 439- 1077 | .408 | 132- 363 | .364 | 201- 288 | .698 | 205- 434 | 639 | 33.6 | 342-8 | 276 | 255 | 65 | 117 | 1213 | 63.8 |

Road Games (1-10 record)

| Player | GP-GS | Min-Avg | FG- FGA | Pct | 3FG- FGA | Pct | FT- FTA | Pct | Off- Def | Tot | Avg | PF-dq | A | TO | Blk | Stl | Pts | Avg |
|--------------------|-------|----------|----------|------|----------|------|----------|-------|----------|-----|------|-------|-----|-----|-----|-----|-----|------|
| Okogie, Josh | 10-10 | 357-35.7 | 54- 127 | .425 | 14- 37 | .378 | 47- 57 | .825 | 28- 45 | 73 | 7.3 | 39-2 | 29 | 23 | 9 | 17 | 169 | 16.9 |
| Alvarado, Jose | 8-8 | 306-38.2 | 38- 78 | .487 | 19- 45 | .422 | 10- 15 | .667 | 4- 19 | 23 | 2.9 | 22-1 | 17 | 22 | 0 | 11 | 105 | 13.1 |
| Jackson, Tadic | 11-5 | 325-29.5 | 52- 114 | .456 | 12- 32 | .375 | 12- 18 | .667 | 7- 21 | 28 | 2.5 | 28-1 | 25 | 30 | 1 | 13 | 128 | 11.6 |
| Lammers, Ben | 11-11 | 413-37.5 | 54- 118 | .458 | 0- 3 | .000 | 18- 29 | .621 | 21- 66 | 87 | 7.9 | 23-0 | 9 | 13 | 18 | 9 | 126 | 11.5 |
| Gueye, Abdoulaye | 11-8 | 235-21.4 | 32- 56 | .571 | 0- 0 | .000 | 14- 20 | .700 | 20- 29 | 49 | 4.5 | 34-2 | 10 | 18 | 10 | 6 | 78 | 7.1 |
| Alston, Brandon | 11-6 | 222-20.2 | 16- 44 | .364 | 3- 15 | .200 | 7- 10 | .700 | 5- 11 | 16 | 1.5 | 22-0 | 15 | 11 | 0 | 8 | 42 | 3.8 |
| Wright, Moses | 8-3 | 140-17.5 | 9- 33 | .273 | 0- 10 | .000 | 6- 10 | .600 | 5- 18 | 23 | 2.9 | 12-2 | 4 | 9 | 1 | 4 | 24 | 3.0 |
| Cole, Evan | 10-3 | 115-11.5 | 9- 18 | .500 | 3- 7 | .429 | 1- 4 | .250 | 4- 15 | 19 | 1.9 | 14-1 | 7 | 4 | 2 | 4 | 22 | 2.2 |
| Haywood II, Curtis | 4-1 | 95-23.8 | 1- 13 | .077 | 1- 13 | .077 | 2- 2 | 1.000 | 0- 8 | 8 | 2.0 | 10-0 | 9 | 5 | 2 | 3 | 5 | 1.3 |
| Schafer, Avi | 2-0 | 2-1.0 | 0- 0 | .000 | 0- 0 | .000 | 0- 0 | .000 | 0- 1 | 1 | 0.5 | 1-0 | 0 | 0 | 0 | 0 | 0 | 0.0 |
| Ogbonda, Sylvester | 4-0 | 4-1.0 | 0- 0 | .000 | 0- 0 | .000 | 0- 0 | .000 | 1- 0 | 1 | 0.3 | 1-0 | 0 | 2 | 1 | 0 | 0 | 0.0 |
| Jester, Evan | 1-0 | 1-1.0 | 0- 0 | .000 | 0- 0 | .000 | 0- 0 | .000 | 0- 0 | 0 | 0.0 | 0-0 | 0 | 0 | 0 | 0 | 0 | 0.0 |
| Moore, Justin | 1-0 | 8-8.0 | 0- 1 | .000 | 0- 0 | .000 | 0- 0 | .000 | 0- 0 | 0 | 0.0 | 0-0 | 0 | 1 | 0 | 1 | 0 | 0.0 |
| Rice, Malachi | 3-0 | 2-0.7 | 0- 0 | .000 | 0- 0 | .000 | 0- 0 | .000 | 0- 0 | 0 | 0.0 | 0-0 | 0 | 0 | 0 | 0 | 0 | 0.0 |
| Team..... | | | | | | | | | 9- 10 | 19 | 1.7 | | | 5 | | | | |
| Total..... | 11 | | 265- 602 | .440 | 52- 162 | .321 | 117- 165 | .709 | 104- 243 | 347 | 31.5 | 206-9 | 125 | 143 | 44 | 76 | 699 | 63.5 |
| Opponents..... | 11 | | 279- 600 | .465 | 88- 208 | .423 | 163- 223 | .731 | 107- 253 | 360 | 32.7 | 170-4 | 157 | 117 | 30 | 74 | 809 | 73.5 |

Neutral Site Games (0-2 record)

| Player | GP-GS | Min-Avg | FG- FGA | Pct | 3FG- FGA | Pct | FT- FTA | Pct | Off- Def | Tot | Avg | PF-dq | A | TO | Blk | Stl | Pts | Avg |
|--------------------|-------|---------|---------|------|----------|------|---------|-------|----------|-----|------|-------|----|----|-----|-----|-----|------|
| Jackson, Tadic | 1-1 | 37-37.0 | 13- 24 | .542 | 2- 9 | .222 | 1- 3 | .333 | 0- 0 | 0 | 0.0 | 5-1 | 5 | 0 | 1 | 2 | 29 | 29.0 |
| Lammers, Ben | 2-2 | 78-39.0 | 15- 27 | .556 | 0- 0 | .000 | 12- 14 | .857 | 4- 12 | 16 | 8.0 | 4-0 | 4 | 2 | 5 | 4 | 42 | 21.0 |
| Okogie, Josh | 1-1 | 38-38.0 | 5- 20 | .250 | 2- 6 | .333 | 2- 3 | .667 | 1- 5 | 6 | 6.0 | 4-0 | 2 | 4 | 1 | 2 | 14 | 14.0 |
| Alvarado, Jose | 1-1 | 28-28.0 | 4- 8 | .500 | 2- 5 | .400 | 2- 2 | 1.000 | 1- 6 | 7 | 7.0 | 3-0 | 3 | 0 | 0 | 2 | 12 | 12.0 |
| Alston, Brandon | 2-1 | 52-26.0 | 4- 13 | .308 | 1- 4 | .250 | 7- 9 | .778 | 2- 5 | 7 | 3.5 | 8-1 | 3 | 8 | 0 | 0 | 16 | 8.0 |
| Gueye, Abdoulaye | 2-1 | 46-23.0 | 4- 8 | .500 | 0- 3 | .000 | 2- 2 | 1.000 | 4- 10 | 14 | 7.0 | 8-0 | 3 | 2 | 4 | 1 | 10 | 5.0 |
| Haywood II, Curtis | 1-0 | 17-17.0 | 2- 5 | .400 | 1- 3 | .333 | 0- 0 | .000 | 1- 0 | 1 | 1.0 | 3-0 | 1 | 1 | 0 | 0 | 5 | 5.0 |
| Cole, Evan | 2-1 | 41-20.5 | 2- 8 | .250 | 1- 3 | .333 | 3- 4 | .750 | 2- 5 | 7 | 3.5 | 5-0 | 0 | 3 | 0 | 2 | 8 | 4.0 |
| Moore, Justin | 1-0 | 23-23.0 | 0- 6 | .000 | 0- 1 | .000 | 1- 2 | .500 | 0- 2 | 2 | 2.0 | 3-0 | 3 | 0 | 0 | 1 | 1 | 1.0 |
| Wright, Moses | 2-2 | 40-20.0 | 0- 12 | .000 | 0- 4 | .000 | 0- 0 | .000 | 4- 4 | 8 | 4.0 | 6-0 | 2 | 2 | 0 | 2 | 0 | 0.0 |
| Team..... | | | | | | | | | 1- 3 | 4 | 2.0 | | | 2 | | | | |
| Total..... | 2 | | 49- 131 | .374 | 9- 38 | .237 | 30- 39 | .769 | 20- 52 | 72 | 36.0 | 49-2 | 26 | 24 | 11 | 16 | 137 | 68.5 |
| Opponents..... | 2 | | 50- 114 | .439 | 7- 28 | .250 | 43- 58 | .741 | 19- 64 | 83 | 41.5 | 35-0 | 24 | 31 | 9 | 12 | 150 | 75.0 |

2017-18 RESULTS/INDIVIDUAL PTS-REB-AST

| Date | Opponent | W/L | Score | Att. | Moore | Jackson | Cole | Alston | Okogie | Alvarado | Wright | Haywood | Ogbonda | Gueye | Lammers |
|------|--------------------|-----|-------|-------|--------|---------|---------|--------|---------|----------|--------|---------|---------|---------|---------|
| N10 | vs UCLA+ | L | 60-63 | 4011 | 1-2-3 | DNP | 6-2-0 | 10-4-2 | DNP | 12-7-3 | 0-2-0 | 5-1-1 | DNP | 2-6-2 | 24-10-1 |
| N19 | BETHUNE-COOKMAN | W | 65-62 | 5154 | 2-1-0 | DNP | 2-0-0 | 14-5-2 | DNP | 18-6-5 | 4-8-3 | 0-0-1 | DNP | 6-5-1 | 19-13-2 |
| N22 | UTRGV | W | 78-68 | 4504 | DNP | DNP | 7-1-0 | 20-6-1 | DNP | 8-3-6 | 5-0-0 | 11-4-6 | 0-2-0 | 13-7-5 | 14-7-0 |
| N24 | NORTH TEXAS | W | 63-49 | 4867 | DNP | 14-4-2 | 0-0-0 | 0-2-2 | DNP | 19-7-4 | 4-2-0 | 15-5-4 | 0-0-0 | 0-0-2 | 11-4-2 |
| N28 | NORTHWESTERN | W | 52-51 | 5562 | 0-0-0 | 10-7-4 | DNP | 1-1-1 | DNP | 9-3-4 | 3-5-1 | 11-6-2 | DNP | 5-6-1 | 13-6-1 |
| D1 | GRAMBLING STATE | L | 63-64 | 4925 | 0-1-7 | 19-7-0 | 0-2-0 | 9-2-1 | DNP | 22-1-4 | 0-2-0 | 9-5-5 | DNP | 0-1-0 | 4-9-0 |
| D3 | TENNESSEE | L | 70-77 | 6514 | 2-0-0 | 15-3-1 | DNP | 0-0-0 | DNP | 14-7-1 | 6-0-0 | 12-8-6 | DNP | 4-3-2 | 17-9-3 |
| D6 | at Wofford | L | 60-63 | 2419 | 26-3-3 | DNP | 2-3-1 | DNP | 9-6-2 | 6-4-0 | 3-1-3 | DNP | 2-5-1 | 12-7-1 | |
| D17 | FLORIDA A&M | W | 79-54 | 5156 | 2-3-0 | 11-3-1 | 4-4-0 | 9-2-2 | 19-4-1 | 4-5-7 | 19-7-0 | DNP | DNP | 4-4-2 | 6-8-2 |
| D19 | at Georgia | L | 59-80 | 10048 | 0-0-0 | 17-3-2 | 0-2-0 | 0-0-0 | 21-3-0 | 12-3-2 | 4-6-1 | DNP | DNP | 1-2-0 | 4-8-0 |
| D22 | WRIGHT STATE | L | 81-85 | 4522 | 0-0-0 | 14-1-0 | 0-0-0 | 5-2-2 | 21-7-1 | 23-4-3 | 2-5-2 | DNP | DNP | 6-0-0 | 10-10-1 |
| D27 | COPPIN STATE | W | 76-62 | 5341 | 17-9-3 | 2-6-0 | 10-1-4 | 13-6-1 | 8-3-0 | 4-4-1 | DNP | DNP | DNP | 22-11-3 | |
| D30 | at Notre Dame | L | 59-68 | 8441 | DNP | 15-4-3 | 0-0-0 | 4-3-4 | 16-7-1 | 11-1-1 | DNP | DNP | DNP | 2-6-1 | 11-12-0 |
| J3 | MIAMI | W | 64-54 | 5568 | DNP | 4-6-2 | DNP | 5-1-2 | 30-9-1 | 12-3-0 | 0-0-0 | DNP | DNP | 5-7-1 | 8-8-2 |
| J6 | YALE | W | 74-60 | 6630 | DNP | 5-4-0 | 0-0-0 | 2-0-1 | 20-4-2 | 23-6-4 | 0-1-0 | 0-2-0 | 0-0-0 | 14-9-1 | 10-8-2 |
| J10 | NOTRE DAME | W | 60-53 | 7771 | DNP | 11-9-2 | DNP | 5-1-0 | 17-4-5 | 6-2-4 | DNP | 3-2-0 | DNP | 8-6-0 | 10-10-2 |
| J13 | at Pittsburgh | W | 69-54 | 3544 | DNP | 13-1-1 | 2-1-0 | 5-2-5 | 12-3-4 | 10-3-1 | 0-0-0 | 0-4-3 | 0-0-0 | 16-8-1 | 11-16-0 |
| J18 | VIRGINIA | L | 48-64 | 8600 | DNP | 14-4-1 | DNP | 1-2-1 | 9-4-1 | 4-6-5 | DNP | 9-2-1 | DNP | 7-2-0 | 4-8-2 |
| J20 | at North Carolina | L | 66-80 | 20334 | DNP | 7-2-4 | 0-0-0 | 0-0-0 | 18-7-3 | 17-3-2 | 0-0-0 | 0-2-2 | DNP | 12-4-2 | 12-4-2 |
| J24 | at Florida State | L | 77-88 | 9879 | DNP | 2-2-2 | 0-2-1 | 7-1-1 | 16-16-5 | 23-1-1 | DNP | 2-1-1 | DNP | 14-7-0 | 13-2-0 |
| J28 | CLEMSON | L | 70-72 | 8600 | DNP | 3-0-0 | DNP | 6-0-2 | 26-6-4 | 11-3-5 | DNP | 0-0-0 | DNP | 14-8-3 | 10-9-2 |
| J31 | SYRACUSE | W | 55-51 | 8600 | DNP | 15-4-3 | DNP | 4-3-3 | 20-6-2 | 5-4-5 | DNP | DNP | DNP | 0-5-0 | 11-12-4 |
| F4 | at Boston College | Lot | 72-80 | 4763 | DNP | 10-1-3 | 0-0-0 | 13-1-1 | 12-8-3 | 12-2-4 | DNP | DNP | DNP | 11-6-0 | 14-12-0 |
| F8 | at Louisville | L | 54-77 | 16533 | DNP | 4-5-0 | 4-0-0 | 2-1-1 | 25-10-2 | 11-4-4 | 0-0-0 | DNP | 0-1-0 | 6-9-3 | 2-4-0 |
| F11 | DUKE | L | 69-80 | 8600 | DNP | 7-3-3 | 10-5-2 | 6-1-1 | 29-6-4 | 0-0-0 | 9-7-2 | DNP | DNP | 0-4-0 | 8-8-2 |
| F14 | at Wake Forest | L | 62-79 | 6133 | DNP | 6-3-4 | 8-7-2 | 2-2-0 | 20-5-1 | DNP | 0-0-1 | DNP | 0-0-0 | 12-1-1 | 14-8-1 |
| F17 | VIRGINIA TECH | L | 56-76 | 8600 | DNP | 17-2-2 | 5-3-0 | 0-2-4 | 10-3-1 | DNP | 7-8-0 | DNP | 7-4-0 | 6-5-1 | 4-3-1 |
| F21 | at Virginia | L | 54-65 | 13873 | DNP | 15-1-1 | 0-2-2 | 4-2-2 | 7-6-4 | DNP | 6-7-0 | DNP | 0-0-0 | 0-0-0 | 22-7-2 |
| F24 | at Clemson | L | 67-75 | 9000 | DNP | 13-3-2 | 8-5-2 | 3-1-0 | 22-8-6 | DNP | 8-6-2 | DNP | DNP | 2-1-1 | 11-7-3 |
| M1 | NC STATE | W | 78-75 | 6907 | DNP | 22-5-5 | 7-5-0 | 7-1-3 | 18-6-2 | DNP | 4-4-1 | DNP | DNP | 0-0-0 | 20-9-7 |
| M3 | WAKE FOREST | W | 64-56 | 7422 | DNP | 12-7-4 | 10-10-2 | 12-2-0 | 22-6-3 | DNP | 0-1-1 | DNP | 0-0-0 | 2-2-1 | 6-4-3 |
| M6 | vs Boston College# | L | 77-87 | 10612 | DNP | 29-0-5 | 2-5-0 | 6-3-1 | 14-6-2 | DNP | 0-6-2 | DNP | DNP | 8-8-1 | 18-6-3 |

+ = Pac-12 China Game (Baoshan Arena, Shanghai, China)

= ACC Tournament (Barclays Center, Brooklyn, N.Y.)

Starting Lineups

| Game | F | F | C | G | G |
|-----------------------------|------------|--------|---------|----------|---------|
| N10 vs. UCLA | Wright | Gueye | Lammers | Alvarado | Alston |
| N19 BETHUNE-COOKMAN | Haywood II | Gueye | Lammers | Alvarado | Alston |
| N22 TEXAS-RIO GRANDE VALLEY | Haywood II | Gueye | Lammers | Alvarado | Alston |
| N24 NORTH TEXAS | Haywood II | Gueye | Lammers | Alvarado | Alston |
| N28 NORTHWESTERN | Haywood II | Gueye | Lammers | Alvarado | Alston |
| D1 GRAMBLING STATE | Haywood II | Gueye | Lammers | Alvarado | Jackson |
| D3 TENNESSEE | Haywood II | Gueye | Lammers | Alvarado | Jackson |
| D6 at Wofford | Haywood II | Gueye | Lammers | Alvarado | Jackson |
| D17 FLORIDA A&M | Okogie | Wright | Lammers | Alvarado | Jackson |
| D19 at Georgia | Okogie | Wright | Lammers | Alvarado | Jackson |
| D22 WRIGHT STATE | Okogie | Wright | Lammers | Alvarado | Jackson |
| D27 COPPIN STATE | Okogie | Wright | Lammers | Alvarado | Alston |
| D30 at Notre Dame | Okogie | Gueye | Lammers | Alvarado | Alston |
| J3 MIAMI | Okogie | Gueye | Lammers | Alvarado | Alston |
| J6 YALE | Okogie | Gueye | Lammers | Alvarado | Alston |
| J10 NOTRE DAME | Okogie | Gueye | Lammers | Alvarado | Alston |
| J13 at Pittsburgh | Okogie | Gueye | Lammers | Alvarado | Alston |
| J18 VIRGINIA | Okogie | Gueye | Lammers | Alvarado | Alston |
| J20 at North Carolina | Okogie | Gueye | Lammers | Alvarado | Alston |
| J24 at Florida State | Okogie | Gueye | Lammers | Alvarado | Alston |
| J28 CLEMSON | Okogie | Gueye | Lammers | Alvarado | Alston |
| J31 SYRACUSE | Okogie | Gueye | Lammers | Alvarado | Alston |
| F4 at Boston College | Okogie | Gueye | Lammers | Alvarado | Alston |
| F8 at Louisville | Okogie | Gueye | Lammers | Alvarado | Alston |
| F11 DUKE | Okogie | Gueye | Lammers | Alvarado | Alston |
| F14 at Wake Forest | Cole | Gueye | Lammers | Jackson | Okogie |
| F17 VIRGINIA TECH | Cole | Gueye | Lammers | Jackson | Okogie |
| F21 at Virginia | Cole | Wright | Lammers | Jackson | Okogie |
| F24 at Clemson | Cole | Wright | Lammers | Jackson | Okogie |
| M1 NC STATE | Cole | Wright | Lammers | Jackson | Okogie |
| M3 WAKE FOREST | Cole | Wright | Lammers | Jackson | Okogie |
| M6 vs. Boston College | Cole | Wright | Lammers | Jackson | Okogie |

Specialty Stats (GT/Opp)

| Game | Paint | Off TO | 2ndCh | FBreak | Bench |
|-----------------------------|-------|--------|-------|--------|-------|
| N10 vs. UCLA | 20/20 | 18/7 | 11/9 | 2/0 | 12/6 |
| N19 BETHUNE-COOKMAN | 30/14 | 12/25 | 5/12 | 4/6 | 8/0 |
| N22 TEXAS-RIO GRANDE VALLEY | 38/30 | 25/18 | 15/15 | 16/12 | 12/36 |
| N24 NORTH TEXAS | 22/20 | 15/4 | 0/9 | 13/3 | 18/12 |
| N28 NORTHWESTERN | 22/24 | 6/15 | 5/8 | 2/2 | 13/5 |
| D1 GRAMBLING STATE | 20/24 | 24/14 | 7/6 | 6/13 | 9/7 |
| D3 TENNESSEE | 26/20 | 14/8 | 15/6 | 4/5 | 8/33 |
| D6 at Wofford | 24/6 | 10/17 | 4/5 | 4/0 | 8/13 |
| D17 FLORIDA A&M | 38/23 | 23/11 | 14/11 | 23/13 | 20/25 |
| D19 at Georgia | 30/24 | 14/15 | 5/6 | 9/2 | 1/18 |
| D22 WRIGHT STATE | 50/34 | 24/21 | 15/9 | 9/16 | 11/20 |
| D27 COPPIN STATE | 40/18 | 6/9 | 16/9 | 8/8 | 19/12 |
| D30 at Notre Dame | 18/30 | 10/7 | 0/16 | 0/2 | 15/3 |
| J3 MIAMI | 34/34 | 21/6 | 10/9 | 12/17 | 4/14 |
| J6 YALE | 26/18 | 19/14 | 13/8 | 4/10 | 5/13 |
| J10 NOTRE DAME | 36/28 | 11/10 | 14/10 | 15/4 | 14/18 |
| J13 at Pittsburgh | 40/16 | 17/10 | 17/3 | 18/5 | 15/17 |
| J18 VIRGINIA | 20/44 | 2/16 | 8/8 | 4/8 | 23/21 |
| J20 at North Carolina | 38/38 | 12/10 | 4/26 | 14/12 | 7/15 |
| J24 at Florida State | 28/44 | 12/24 | 14/7 | 4/10 | 4/21 |
| J28 CLEMSON | 32/24 | 10/12 | 6/8 | 4/12 | 3/3 |
| J31 SYRACUSE | 30/10 | 14/4 | 11/8 | 16/7 | 15/3 |
| F4 at Boston College | 38/26 | 12/14 | 6/8 | 4/0 | 10/10 |
| F8 at Louisville | 22/28 | 3/21 | 6/8 | 4/4 | 8/38 |
| F11 DUKE | 22/36 | 11/17 | 16/1 | 8/11 | 26/12 |
| F14 at Wake Forest | 32/34 | 10/15 | 6/7 | 6/11 | 2/26 |
| F17 VIRGINIA TECH | 22/38 | 15/12 | 17/6 | 9/24 | 14/21 |
| F21 at Virginia | 26/26 | 5/9 | 4/10 | 2/0 | 4/19 |
| F24 at Clemson | 26/24 | 10/13 | 17/8 | 2/4 | 5/27 |
| M1 NC STATE | 46/36 | 12/13 | 11/14 | 12/9 | 7/4 |
| M3 WAKE FOREST | 30/14 | 19/11 | 7/8 | 12/12 | 14/16 |
| M6 vs. Boston College | 46/40 | 18/10 | 6/6 | 11/8 | 14/6 |

2017-18 GAME-BY-GAME TEAM TOTALS

Georgia Tech Statistics

| Opponent | Date | Score | W/L | FG- FGA | Pct | 3FG- FGA | Pct | FT- FTA | Pct | Off- Def | Tot | Avg | PF | A | TO | Blk | Stl | Pts | Avg |
|------------------------|----------|-------|-----|-----------------|-------------|-----------------|-------------|-----------------|-------------|-----------------|-------------|-------------|------------|------------|------------|------------|------------|-------------|-------------|
| vs UCLA | 11/11/17 | 60-63 | L | 20- 58 | .345 | 4- 18 | .222 | 16- 20 | .800 | 11- 24 | 35 | 35.0 | 20 | 12 | 11 | 5 | 7 | 60 | 60.0 |
| BETHUNE-COOKMAN | 11/19/17 | 65-62 | W | 20- 51 | .392 | 1- 8 | .125 | 24- 31 | .774 | 16- 24 | 40 | 37.5 | 18 | 14 | 19 | 10 | 6 | 65 | 62.5 |
| UTRGV | 11/22/17 | 78-68 | W | 26- 48 | .542 | 5- 12 | .417 | 21- 34 | .618 | 11- 23 | 34 | 36.3 | 19 | 18 | 16 | 7 | 8 | 78 | 67.7 |
| NORTH TEXAS | 11/24/17 | 63-49 | W | 23- 53 | .434 | 7- 18 | .389 | 10- 12 | .833 | 2- 22 | 24 | 33.2 | 9 | 16 | 6 | 6 | 11 | 63 | 66.5 |
| NORTHWESTERN | 11/28/17 | 52-51 | W | 16- 43 | .372 | 4- 14 | .286 | 16- 20 | .800 | 7- 28 | 35 | 33.6 | 10 | 14 | 15 | 4 | 4 | 52 | 63.6 |
| GRAMBLING STATE | 12/1/17 | 63-64 | L | 21- 54 | .389 | 10- 27 | .370 | 11- 22 | .500 | 10- 22 | 32 | 33.3 | 17 | 17 | 13 | 8 | 6 | 63 | 63.5 |
| TENNESSEE | 12/3/17 | 70-77 | L | 21- 54 | .389 | 6- 16 | .375 | 22- 33 | .667 | 15- 21 | 36 | 33.7 | 25 | 13 | 14 | 1 | 6 | 70 | 64.4 |
| at Wofford | 12/6/17 | 60-63 | L | 24- 42 | .571 | 5- 13 | .385 | 7- 8 | .875 | 4- 30 | 34 | 33.8 | 14 | 11 | 16 | 3 | 4 | 60 | 63.9 |
| FLORIDA A&M | 12/17/17 | 79-54 | W | 28- 59 | .475 | 6- 15 | .400 | 17- 27 | .630 | 14- 31 | 45 | 35.0 | 16 | 15 | 14 | 7 | 11 | 79 | 65.6 |
| at Georgia | 12/19/17 | 59-80 | L | 22- 60 | .367 | 2- 13 | .154 | 13- 17 | .765 | 11- 17 | 28 | 34.3 | 19 | 5 | 11 | 2 | 12 | 59 | 64.9 |
| WRIGHT STATE | 12/22/17 | 81-85 | L | 29- 57 | .509 | 3- 14 | .214 | 20- 27 | .741 | 11- 20 | 31 | 34.0 | 19 | 9 | 18 | 3 | 9 | 81 | 66.4 |
| COPPIN STATE | 12/27/17 | 76-62 | W | 26- 56 | .464 | 4- 10 | .400 | 20- 21 | .952 | 11- 30 | 41 | 34.6 | 7 | 12 | 6 | 6 | 1 | 76 | 67.2 |
| at Notre Dame | 12/30/17 | 59-68 | L | 23- 60 | .383 | 6- 20 | .300 | 7- 18 | .389 | 9- 25 | 34 | 34.5 | 14 | 10 | 7 | 6 | 9 | 59 | 66.5 |
| MIAMI | 1/3/18 | 64-54 | W | 23- 59 | .390 | 1- 10 | .100 | 17- 23 | .739 | 10- 28 | 38 | 34.8 | 13 | 8 | 11 | 5 | 13 | 64 | 66.4 |
| YALE | 1/6/18 | 74-60 | W | 23- 47 | .489 | 7- 13 | .538 | 21- 28 | .750 | 13- 21 | 34 | 34.7 | 16 | 10 | 10 | 7 | 7 | 74 | 66.9 |
| NOTRE DAME | 1/10/18 | 60-53 | W | 25- 59 | .424 | 5- 12 | .417 | 5- 6 | .833 | 10- 29 | 39 | 35.0 | 10 | 13 | 13 | 6 | 7 | 60 | 66.4 |
| at Pittsburgh | 1/13/18 | 69-54 | W | 26- 55 | .473 | 3- 15 | .200 | 14- 19 | .737 | 15- 24 | 39 | 35.2 | 19 | 15 | 12 | 4 | 4 | 69 | 66.6 |
| VIRGINIA | 1/18/18 | 48-64 | L | 17- 42 | .405 | 5- 11 | .455 | 9- 14 | .643 | 7- 21 | 28 | 34.8 | 9 | 11 | 18 | 7 | 5 | 48 | 65.6 |
| at North Carolina | 1/20/18 | 66-80 | L | 29- 60 | .483 | 5- 18 | .278 | 3- 6 | .500 | 6- 19 | 25 | 34.3 | 23 | 15 | 15 | 6 | 11 | 66 | 65.6 |
| at Florida State | 1/24/18 | 77-88 | L | 24- 58 | .414 | 5- 16 | .313 | 24- 30 | .800 | 16- 18 | 34 | 34.3 | 20 | 11 | 16 | 3 | 6 | 77 | 66.2 |
| CLEMSON | 1/28/18 | 70-72 | L | 25- 52 | .481 | 5- 11 | .455 | 15- 19 | .789 | 8- 20 | 28 | 34.0 | 12 | 16 | 9 | 5 | 2 | 70 | 66.3 |
| SYRACUSE | 1/31/18 | 55-51 | W | 21- 63 | .333 | 5- 18 | .278 | 8- 12 | .667 | 13- 25 | 38 | 34.2 | 15 | 17 | 9 | 7 | 9 | 55 | 65.8 |
| at Boston College (ot) | 2/4/18 | 72-80 | L | 29- 57 | .509 | 5- 14 | .357 | 9- 13 | .692 | 6- 25 | 31 | 34.0 | 21 | 11 | 13 | 6 | 9 | 72 | 66.1 |
| at Louisville | 2/8/18 | 54-77 | L | 20- 55 | .364 | 7- 13 | .538 | 7- 10 | .700 | 10- 26 | 36 | 34.1 | 16 | 10 | 20 | 3 | 6 | 54 | 65.6 |
| DUKE | 2/11/18 | 69-80 | L | 22- 66 | .333 | 7- 27 | .259 | 18- 23 | .783 | 16- 23 | 39 | 34.3 | 19 | 14 | 10 | 7 | 6 | 69 | 65.7 |
| at Wake Forest | 2/14/18 | 62-79 | L | 22- 43 | .512 | 1- 9 | .111 | 17- 24 | .708 | 6- 22 | 28 | 34.1 | 19 | 10 | 14 | 4 | 4 | 62 | 65.6 |
| VIRGINIA TECH | 2/17/18 | 56-76 | L | 20- 55 | .364 | 4- 25 | .160 | 12- 19 | .632 | 14- 16 | 30 | 33.9 | 17 | 9 | 12 | 5 | 5 | 56 | 65.2 |
| at Virginia | 2/21/18 | 54-65 | L | 22- 51 | .431 | 4- 13 | .308 | 6- 8 | .750 | 7- 18 | 25 | 33.6 | 16 | 11 | 6 | 3 | 5 | 54 | 64.8 |
| at Clemson | 2/24/18 | 67-75 | L | 24- 61 | .393 | 9- 18 | .500 | 10- 12 | .833 | 14- 19 | 33 | 33.6 | 25 | 16 | 13 | 4 | 6 | 67 | 64.9 |
| NC STATE | 3/1/18 | 78-75 | W | 32- 62 | .516 | 6- 12 | .500 | 8- 17 | .471 | 12- 22 | 34 | 33.6 | 10 | 18 | 14 | 7 | 6 | 78 | 65.3 |
| WAKE FOREST | 3/3/18 | 64-56 | W | 21- 57 | .368 | 4- 17 | .235 | 18- 24 | .750 | 10- 29 | 39 | 33.8 | 17 | 14 | 17 | 8 | 7 | 64 | 65.3 |
| vs Boston College | 3/6/18 | 77-87 | L | 29- 73 | .397 | 5- 20 | .250 | 14- 19 | .737 | 9- 28 | 37 | 33.9 | 29 | 14 | 13 | 6 | 9 | 77 | 65.7 |
| Georgia Tech | | | | 753-1770 | .425 | 156- 490 | .318 | 439- 616 | .713 | 334- 750 | 1084 | 33.9 | 533 | 409 | 411 | 171 | 221 | 2101 | 65.7 |
| Opponents | | | | 768-1791 | .429 | 227- 599 | .379 | 407- 569 | .715 | 331- 751 | 1082 | 33.8 | 547 | 457 | 403 | 104 | 203 | 2172 | 67.9 |

Opponent Statistics

| Opponent | Date | Score | W/L | FG- FGA | Pct | 3FG- FGA | Pct | FT- FTA | Pct | Off- Def | Tot | Avg | PF | A | TO | Blk | Stl | Pts | Avg |
|------------------------|----------|-------|-----|----------|------|----------|------|----------|------|----------|------|------|-----|-----|-----|-----|-----|------|------|
| vs UCLA | 11/11/17 | 60-63 | L | 22- 54 | .407 | 5- 14 | .357 | 14- 21 | .667 | 11- 25 | 36 | 36.0 | 17 | 11 | 14 | 6 | 6 | 63 | 63.0 |
| BETHUNE-COOKMAN | 11/19/17 | 65-62 | W | 20- 55 | .364 | 12- 28 | .429 | 10- 25 | .400 | 14- 19 | 33 | 34.5 | 23 | 13 | 15 | 5 | 7 | 62 | 62.5 |
| UTRGV | 11/22/17 | 78-68 | W | 25- 65 | .385 | 2- 18 | .111 | 16- 20 | .800 | 17- 17 | 34 | 34.3 | 22 | 16 | 16 | 2 | 8 | 68 | 64.3 |
| NORTH TEXAS | 11/24/17 | 63-49 | W | 18- 46 | .391 | 8- 15 | .533 | 5- 9 | .556 | 6- 25 | 31 | 33.5 | 12 | 12 | 19 | 1 | 3 | 49 | 60.5 |
| NORTHWESTERN | 11/28/17 | 52-51 | W | 21- 58 | .362 | 5- 23 | .217 | 4- 5 | .800 | 9- 20 | 29 | 32.6 | 17 | 10 | 6 | 1 | 6 | 51 | 58.6 |
| GRAMBLING STATE | 12/1/17 | 63-64 | L | 24- 54 | .444 | 6- 14 | .429 | 8- 12 | .667 | 8- 28 | 36 | 33.2 | 21 | 15 | 18 | 2 | 6 | 64 | 59.5 |
| TENNESSEE | 12/3/17 | 70-77 | L | 23- 53 | .434 | 8- 20 | .400 | 23- 27 | .852 | 11- 24 | 35 | 33.4 | 24 | 15 | 14 | 7 | 5 | 77 | 62.0 |
| at Wofford | 12/6/17 | 60-63 | L | 21- 59 | .356 | 12- 30 | .400 | 9- 13 | .692 | 12- 15 | 27 | 32.6 | 13 | 11 | 6 | 2 | 10 | 63 | 62.1 |
| FLORIDA A&M | 12/17/17 | 79-54 | W | 20- 62 | .323 | 5- 15 | .333 | 9- 15 | .600 | 13- 21 | 34 | 32.8 | 17 | 14 | 18 | 3 | 6 | 54 | 61.2 |
| at Georgia | 12/19/17 | 59-80 | L | 29- 50 | .580 | 9- 19 | .474 | 13- 18 | .722 | 7- 28 | 35 | 33.0 | 16 | 17 | 16 | 4 | 6 | 80 | 63.1 |
| WRIGHT STATE | 12/22/17 | 81-85 | L | 29- 56 | .518 | 9- 20 | .450 | 18- 25 | .720 | 10- 22 | 32 | 32.9 | 19 | 20 | 17 | 2 | 7 | 85 | 65.1 |
| COPPIN STATE | 12/27/17 | 76-62 | W | 24- 60 | .400 | 12- 26 | .462 | 2- 3 | .667 | 5- 19 | 24 | 32.2 | 15 | 16 | 4 | 5 | 3 | 62 | 64.8 |
| at Notre Dame | 12/30/17 | 59-68 | L | 23- 60 | .383 | 7- 20 | .350 | 15- 18 | .833 | 13- 32 | 45 | 33.2 | 14 | 15 | 11 | 3 | 5 | 68 | 65.1 |
| MIAMI | 1/3/18 | 64-54 | W | 21- 56 | .375 | 4- 19 | .211 | 8- 11 | .727 | 10- 29 | 39 | 33.6 | 18 | 12 | 18 | 7 | 7 | 54 | 64.3 |
| YALE | 1/6/18 | 74-60 | W | 21- 49 | .429 | 9- 27 | .333 | 9- 12 | .750 | 8- 15 | 23 | 32.9 | 17 | 17 | 12 | 1 | 2 | 60 | 64.0 |
| NOTRE DAME | 1/10/18 | 60-53 | W | 21- 59 | .356 | 4- 18 | .222 | 7- 12 | .583 | 9- 24 | 33 | 32.9 | 10 | 16 | 10 | 2 | 8 | 53 | 63.3 |
| at Pittsburgh | 1/13/18 | 69-54 | W | 17- 42 | .405 | 6- 14 | .429 | 14- 22 | .636 | 6- 14 | 20 | 32.1 | 18 | 8 | 14 | 4 | 2 | 54 | 62.8 |
| VIRGINIA | 1/18/18 | 48-64 | L | 27- 58 | .466 | 3- 13 | .231 | 7- 9 | .778 | 10- 19 | 29 | 31.9 | 12 | 10 | 9 | 4 | 10 | 64 | 62.8 |
| at North Carolina | 1/20/18 | 66-80 | L | 28- 66 | .424 | 5- 21 | .238 | 19- 24 | .792 | 19- 27 | 46 | 32.7 | 12 | 17 | 14 | 0 | 8 | 80 | 63.7 |
| at Florida State | 1/24/18 | 77-88 | L | 32- 54 | .593 | 5- 13 | .385 | 19- 23 | .826 | 6- 20 | 26 | 32.3 | 23 | 15 | 12 | 4 | 7 | 88 | 64.9 |
| CLEMSON | 1/28/18 | 70-72 | L | 28- 62 | .452 | 10- 21 | .476 | 6- 9 | .667 | 13- 20 | 33 | 32.4 | 20 | 14 | 7 | 1 | 4 | 72 | 65.3 |
| SYRACUSE | 1/31/18 | 55-51 | W | 15- 50 | .300 | 5- 18 | .278 | 16- 20 | .800 | 10- 30 | 40 | 32.7 | 15 | 9 | 15 | 5 | 3 | 51 | 64.6 |
| at Boston College (ot) | 2/4/18 | 72-80 | L | 27- 61 | .443 | 11- 23 | .478 | 15- 21 | .714 | 13- 25 | 38 | 33.0 | 14 | 17 | 13 | 1 | 5 | 80 | 65.3 |
| at Louisville | 2/8/18 | 54-77 | L | 27- 54 | .500 | 12- 20 | .600 | 11- 19 | .579 | 5- 27 | 32 | 32.9 | 13 | 18 | 10 | 5 | 15 | 77 | 65.8 |
| DUKE | 2/11/18 | 69-80 | L | 26- 59 | .441 | 7- 16 | .438 | 21- 26 | .808 | 14- 30 | 44 | 33.4 | 19 | 16 | 11 | 7 | 6 | 80 | 66.4 |
| at Wake Forest | 2/14/18 | 62-79 | L | 29- 59 | .492 | 9- 17 | .529 | 12- 17 | .706 | 11- 19 | 30 | 33.2 | 19 | 17 | 5 | 0 | 6 | 79 | 66.8 |
| VIRGINIA TECH | 2/17/18 | 56-76 | L | 28- 53 | .528 | 8- 16 | .500 | 12- 19 | .632 | 13- 23 | 36 | 33.3 | 19 | 21 | 13 | 2 | 9 | 76 | 67.2 |
| at Virginia | 2/21/18 | 54-65 | L | 23- 48 | .479 | 7- 14 | .500 | 12- 18 | .667 | 9- 22 | 31 | 33.2 | 12 | 12 | 6 | 4 | 5 | 65 | 67.1 |
| at Clemson | 2/24/18 | 67-75 | L | 23- 47 | .489 | 5- 17 | .294 | 24- 30 | .800 | 6- 24 | 30 | 33.1 | 16 | 10 | 10 | 3 | 5 | 75 | 67.4 |
| NC STATE | 3/1/18 | 78-75 | W | 29- 65 | .446 | 7- 14 | .500 | 10- 12 | .833 | 13- 22 | 35 | 33.2 | 19 | 15 | 11 | 1 | 7 | 75 | 67.6 |
| WAKE FOREST | 3/3/18 | 64-56 | W | 19- 57 | .333 | 8- 22 | .364 | 10- 17 | .588 | 12- 27 | 39 | 33.4 | 23 | 15 | 22 | 7 | 10 | 56 | 67.3 |
| vs Boston College | 3/6/18 | 77-87 | L | 28- 60 | .467 | 2- 14 | .143 | 29- 37 | .784 | 8- 39 | 47 | 33.8 | 18 | 13 | 17 | 3 | 6 | 87 | 67.9 |
| Opponents | | | | 768-1791 | .429 | 227- 599 | .379 | 407- 569 | .715 | 331- 751 | 1082 | 33.8 | 547 | 457 | 403 | 104 | 203 | 2172 | 67.9 |
| Georgia Tech | | | | 753-1770 | .425 | 156- 490 | .318 | 439- 616 | .713 | 334- 750 | 1084 | 33.9 | 533 | 409 | 411 | 171 | 221 | 2101 | 65.7 |

2017-18 GAME SUMMARIES

GAME 1

UCLA 63, Georgia Tech 60

Nov. 11, 2017 • Shanghai, China

Senior Ben Lammers scored a double-double with game highs of 24 points and 10 rebounds, but Georgia Tech fell, 63-60, to 21st-ranked UCLA in the Pac 12 China Game at the Baoshan Sports Center in the season opener for both teams.

The end of the eight-day journey to China featured a thrilling contest between the Yellow Jackets (0-1) and the Bruins (1-0), as both teams' defense made the other work hard in a grind-it-out affair.

Lammers, a 6-10 senior from San Antonio, Texas, led the game 24 points and 10 rebounds, while Jose Alvarado finished with 12 points and seven boards. Brandon Alston also reached double digits, chipping in 10 points as well.

Tech struggled to find offense in the first half, but was able to turn to Lammers, who would score 18 of its 32 first-half points off perfect 8-of-8 shooting. The Bruins led by three at the half, thanks in part to 40 percent shooting from three-point land to kickstart the game.

The second half would see the Bruins break out and push out their lead to 11 - the largest of the game. The Yellow Jackets went nearly seven minutes without a basket before a 10-foot baseline jumper by Lammers, followed quickly by a layup by Alvarado, gave Tech a second life.

Back-to-back three-pointers by Alvarado and a free throw by Alston brought Tech within two points with just 21 seconds remaining. UCLA would make the first free throw on the other end, but miss the second, giving the Jackets a chance to tie the game. An Alvarado straightaway three-pointer with three seconds left clanged off the back iron.

GEORGIA TECH (0-1)

| Player | FG-A | 3-P-A | FT-A | Reb | PF | Pts | A | TO | Bk | S | MIN |
|--------------------|-----------------------|-----------------------|-------------|-----|----|-----|----|----|----|---|-----|
| Wright, Moses* | 0-6 | 0-1 | 0-0 | 2 | 2 | 0 | 0 | 0 | 0 | 1 | 16 |
| Gueye, Abdoulaye* | 0-3 | 0-2 | 2-2 | 6 | 4 | 2 | 2 | 1 | 4 | 0 | 32 |
| Lammers, Ben* | 11-18 | 0-0 | 2-2 | 10 | 0 | 24 | 1 | 1 | 1 | 2 | 38 |
| Alston, Brandon* | 2-9 | 0-3 | 6-8 | 4 | 3 | 10 | 2 | 6 | 0 | 0 | 24 |
| Alvarado, Jose* | 4-8 | 2-5 | 2-2 | 7 | 3 | 12 | 3 | 0 | 0 | 2 | 28 |
| Moore, Justin | 0-6 | 0-1 | 1-2 | 2 | 3 | 1 | 3 | 0 | 0 | 1 | 23 |
| Cole, Evan | 1-3 | 1-3 | 3-4 | 2 | 2 | 6 | 0 | 0 | 0 | 1 | 22 |
| Haywood II, Curtis | 2-5 | 1-3 | 0-0 | 1 | 3 | 5 | 1 | 1 | 0 | 0 | 17 |
| Totals | 20-58 | 4-18 | 16-20 | 35 | 20 | 60 | 12 | 11 | 5 | 7 | 200 |
| FG% | 1st Half: 12-28 42.9% | 2nd Half: 8-30 26.7% | Game: 34.5% | | | | | | | | |
| 3FG% | 1st Half: 2-10 20.0% | 2nd Half: 2-8 25.0% | Game: 22.2% | | | | | | | | |
| FT% | 1st Half: 6-6 100% | 2nd Half: 10-14 71.4% | Game: 80.0% | | | | | | | | |

UCLA (1-0)

| Player | FG-A | 3P-A | FT-A | Reb | PF | Pts | A | TO | Bk | S | MIN |
|-------------------|-----------------------|----------------------|--------------|-----------|-----------|-----------|-----------|-----------|----------|----------|------------|
| Golomann, Gyorgy* | 2-7 | 0-2 | 0-0 | 6 | 3 | 4 | 0 | 1 | 1 | 0 | 28 |
| Welsh, Thomas* | 5-8 | 0-0 | 0-0 | 8 | 2 | 10 | 0 | 2 | 3 | 2 | 37 |
| Holiday, Aaron* | 3-9 | 0-4 | 5-7 | 3 | 2 | 11 | 7 | 4 | 1 | 1 | 35 |
| Hands, Jaylen* | 4-11 | 1-1 | 5-6 | 4 | 2 | 14 | 1 | 2 | 0 | 2 | 28 |
| Wilkes, Kris* | 6-12 | 4-6 | 2-4 | 4 | 3 | 18 | 1 | 2 | 0 | 0 | 30 |
| Olesinski, Alex | 2-3 | 0-0 | 1-2 | 2 | 3 | 5 | 0 | 1 | 1 | 0 | 14 |
| Smith, Chris | 0-1 | 0-0 | 0-0 | 1 | 1 | 0 | 0 | 1 | 0 | 0 | 8 |
| Ali, Prince | 0-3 | 0-1 | 1-2 | 2 | 1 | 1 | 2 | 1 | 0 | 1 | 20 |
| Totals | 22-54 | 5-14 | 14-21 | 36 | 17 | 63 | 11 | 14 | 6 | 6 | 200 |
| FG% | 1st Half: 13-29 44.8% | 2nd Half: 9-25 36.0% | Game: 40.7% | | | | | | | | |
| 3FG% | 1st Half: 4-10 40.0% | 2nd Half: 1-4 25.0% | Game: 35.7% | | | | | | | | |
| FT% | 1st Half: 5-8 62.5% | 2nd Half: 9-13 69.2% | Game: 66.7% | | | | | | | | |

Score by Periods

| | 1st | 2nd | Total |
|--------------|-----|-----|-------|
| Georgia Tech | 32 | 28 | 60 |
| UCLA | 35 | 28 | 63 |

Officials: Eric Curry, Randy McCall, Greg Nixon

Attendance: 4011

Points in the paint-GT 20, UCLA 20. Points off turnovers-GT 18, UCLA 7.

2nd chance points-GT 11, UCLA 9. Fast break points-GT 2, UCLA 0.

Bench points-GT 12, UCLA 6. Score tied-4 times. Lead changed-1 time.

Last FG-GT 2nd-00:21, UCLA 2nd-02:59.

Largest lead-GT by 2 1st-18:34, UCLA by 11 2nd-11:02.

GT led for 00:46. UCLA led for 35:55. Game was tied for 03:03.

GAME 2

Georgia Tech 65, Bethune-Cookman 62

Nov. 19, 2017 • McCamish Pavilion

Georgia Tech senior center Ben Lammers narrowly missed his first career triple-double with 19 points, 13 rebounds and eight blocked shots to lead the Yellow Jackets to a 65-62 win over Bethune-Cookman at McCamish Pavilion.

Freshman point guard Jose Alvarado added 18 points to help Georgia Tech (1-1) move to 31-0 against schools from the Mid-Eastern Athletic Conference, but Bethune-Cookman (1-3) made the Yellow Jackets work in their home opener.

Bethune-Cookman forward Isaiah Bailey's 3-pointer pulled the Bobcats within 63-62 with 11.4 seconds left in the game.

The Jackets moved ahead 65-62 on a pair of free throws by Abdoulaye Gueye with 7.6 seconds to go, and after a timeout, Bethune-Cookman's Malik Maitland got off a 3-point shot that missed badly a couple seconds later and Brandon Tabb failed to get off another before time expired.

Tabb scored 12 of his 24 in the first half, and forward Shawntrez Davis had 12 points and 10 rebounds for Bethune-Cookman, which trailed 35-29 at halftime.

BETHUNE-COOKMAN (1-3)

| Player | FG-A | 3P-A | FT-A | Reb | PF | Pts | A | TO | Bk | S | MIN |
|---------------------|----------------------|-----------------------|--------------|-----------|-----------|-----------|-----------|-----------|----------|----------|------------|
| Bailey, Isaiah* | 2-6 | 1-1 | 6-10 | 8 | 4 | 11 | 3 | 6 | 0 | 0 | 33 |
| Diakite, Souffiane* | 1-2 | 0-0 | 4-9 | 2 | 4 | 6 | 1 | 1 | 0 | 2 | 20 |
| Davis, Shawntrez* | 6-15 | 0-2 | 0-4 | 10 | 4 | 12 | 1 | 1 | 2 | 1 | 32 |
| Maitland, Malik* | 3-9 | 3-5 | 0-0 | 3 | 3 | 9 | 4 | 3 | 0 | 2 | 33 |
| Tabb, Brandon* | 8-18 | 8-17 | 0-0 | 5 | 3 | 24 | 0 | 2 | 1 | 2 | 36 |
| Collins, Armani | 0-2 | 0-2 | 0-0 | 1 | 0 | 0 | 0 | 0 | 0 | 0 | 3 |
| Altidort, Jeffery | 0-2 | 0-1 | 0-0 | 0 | 1 | 0 | 0 | 0 | 1 | 0 | 13 |
| Smith, Houston | 0-1 | 0-0 | 0-0 | 2 | 3 | 0 | 3 | 0 | 1 | 0 | 23 |
| Manzie, Ulmer | 0-0 | 0-0 | 0-2 | 0 | 1 | 0 | 1 | 1 | 0 | 0 | 7 |
| Totals | 20-55 | 12-28 | 10-25 | 33 | 23 | 62 | 13 | 15 | 5 | 7 | 200 |
| FG% | 1st Half: 8-24 33.3% | 2nd Half: 12-31 38.7% | Game: 36.4% | | | | | | | | |
| 3FG% | 1st Half: 4-12 33.3% | 2nd Half: 8-16 50.0% | Game: 42.9% | | | | | | | | |
| FT% | 1st Half: 9-19 47.4% | 2nd Half: 1-6 16.7% | Game: 40.0% | | | | | | | | |

GEORGIA TECH (1-1)

| Player | FG-A | 3P-A | FT-A | Reb | PF | Pts | A | TO | Bk | S | MIN |
|---------------------|-----------------------|-----------------------|--------------|-----------|-----------|-----------|-----------|-----------|-----------|----------|------------|
| Gueye, Abdoulaye* | 0-1 | 0-0 | 6-8 | 5 | 1 | 6 | 1 | 4 | 0 | 1 | 23 |
| Lammers, Ben* | 8-12 | 0-0 | 3-4 | 13 | 2 | 19 | 2 | 4 | 8 | 4 | 38 |
| Alston, Brandon* | 3-11 | 1-3 | 7-7 | 5 | 0 | 14 | 2 | 1 | 0 | 0 | 36 |
| Alvarado, Jose* | 5-11 | 0-3 | 8-10 | 6 | 3 | 18 | 5 | 3 | 0 | 1 | 39 |
| Haywood II, Curtis* | 0-3 | 0-1 | 0-0 | 3 | 0 | 0 | 1 | 1 | 0 | 0 | 12 |
| Moore, Justin | 1-5 | 0-0 | 0-2 | 1 | 3 | 2 | 0 | 4 | 0 | 0 | 24 |
| Cole, Evan | 1-1 | 0-0 | 0-0 | 0 | 2 | 2 | 0 | 0 | 1 | 0 | 8 |
| Wright, Moses | 2-7 | 0-1 | 0-0 | 8 | 4 | 4 | 3 | 2 | 1 | 0 | 20 |
| Totals | 20-51 | 1-8 | 24-31 | 40 | 18 | 65 | 14 | 19 | 10 | 6 | 200 |
| FG% | 1st Half: 12-30 40.0% | 2nd Half: 8-21 38.1% | Game: 39.2% | | | | | | | | |
| 3FG% | 1st Half: 1-5 20.0% | 2nd Half: 0-3 0.0% | Game: 12.5% | | | | | | | | |
| FT% | 1st Half: 10-11 90.9% | 2nd Half: 14-20 70.0% | Game: 77.4% | | | | | | | | |

Score by Periods

| | 1st | 2nd | Total |
|-----------------|-----|-----|-------|
| Bethune-Cookman | 29 | 33 | 62 |
| Georgia Tech | 35 | 30 | 65 |

Officials: Jerry Heater, Sean Hull, Tim Clougherty

Attendance: 5154

Points in the paint-BCUM 14, GT 30. Points off turnovers-BCUM 25, GT 12.

2nd chance points-BCUM 12, GT 5. Fast break points-BCUM 6, GT 4.

Bench points-BCUM 0, GT 8. Score tied-2 times. Lead changed-2 times.

Last FG-BCUM 2nd-00:12, GT 2nd-04:21.

Largest lead-BCUM by 1 2nd-14:08, GT by 11 1st-09:21.

BCUM led for 00:19. GT led for 38:56. Game was tied for 00:38.

GAME 3

Georgia Tech 78, Texas-Rio Grande Valley 68

Nov. 22, 2017 • McCamish Pavilion

Junior guard Brandon Alston scored a career-high 20 points, and short-handed Georgia Tech beat UT Rio Grande Valley, 78-68, at McCamish Pavilion.

Alston, a graduate transfer from Lehigh University, poured in 13 points after halftime as the Yellow Jackets (2-1) expanded a 32-27 halftime lead in McCamish Pavilion. Three other Tech players scored in double digits, including junior forward Abdoulaye Gueye with a career-high 13 points, senior center Ben Lammers with 14, and freshman guard Curtis Haywood II with 11.

The Jackets eventually pulled away from UTRGV with 60 percent shooting in the second half, but the Vaqueros - 10-22 last season under then first-year head coach Lew Hill - gave their ACC opponent fits early.

Nick Dixon paced UTRGV (3-3) with 23 points. All five of UTRGV's reserves scored in the first half, and they outscored Tech bench players 36-12. Freshmen Greg Bowie, Mike Bowie and Lesley Varner Jr. each had eight points for the Vaqueros.

Tech backup point guard Justin Moore missed the game after drawing a two-game suspension earlier in the day for violation of unspecified NCAA rules, and starting guards Josh Okogie and Tadic Jackson were already suspended for receiving benefits in violation of NCAA rules.

TEXAS-RIO GRANDE VALLEY (3-3)

| Player | FG-A | 3P-A | FT-A | Reb | PF | Pts | A | TO | Bk | S | MIN |
|-----------------------|-----------------------|-----------------------|--------------|-----------|-----------|-----------|-----------|-----------|----------|----------|------------|
| McDaniel Jr., Xavier* | 0-6 | 0-3 | 1-4 | 3 | 4 | 1 | 0 | 1 | 0 | 1 | 12 |
| Rwabigwi, Adonis* | 3-3 | 0-0 | 0-0 | 4 | 1 | 6 | 0 | 1 | 0 | 0 | 16 |
| Dixon, Nick* | 6-12 | 2-4 | 9-10 | 3 | 1 | 23 | 1 | 2 | 0 | 1 | 32 |
| McDonald, Moe* | 1-8 | 0-4 | 0-0 | 4 | 1 | 2 | 8 | 3 | 0 | 1 | 32 |
| Levi, Javon* | 0-1 | 0-0 | 0-0 | 0 | 4 | 0 | 2 | 2 | 0 | 1 | 19 |
| Bowie, Greg* | 3-6 | 0-3 | 2-2 | 2 | 2 | 8 | 2 | 4 | 0 | 2 | 21 |
| Varner Jr., Lesley | 3-8 | 0-2 | 2-2 | 8 | 2 | 8 | 1 | 1 | 1 | 1 | 25 |
| Ornogorac, Johnny | 3-9 | 0-0 | 0-0 | 1 | 1 | 6 | 1 | 1 | 1 | 0 | 11 |
| Hoffman, Mike | 3-6 | 0-1 | 2-2 | 6 | 5 | 8 | 1 | 0 | 0 | 0 | 20 |
| Kimasa, Dan | 3-5 | 0-0 | 0-0 | 1 | 1 | 6 | 0 | 1 | 0 | 0 | 11 |
| Williams, Marlon | 0-1 | 0-1 | 0-0 | 0 | 0 | 0 | 0 | 0 | 0 | 1 | 1 |
| Totals | 25-65 | 2-18 | 16-20 | 34 | 22 | 68 | 16 | 16 | 2 | 8 | 200 |
| FG% | 1st Half: 12-31 38.7% | 2nd Half: 13-34 38.2% | Game: 38.5% | | | | | | | | |
| 3FG% | 1st Half: 1-9 11.1% | 2nd Half: 1-9 11.1% | Game: 11.1% | | | | | | | | |
| FT% | 1st Half: 2-2 100% | 2nd Half: 14-18 77.8% | Game: 80.0% | | | | | | | | |

GEORGIA TECH (2-1)

| Player | FG-A | 3P-A | FT-A | Reb | PF | Pts | A | TO | Bk | S | MIN |
|--------------------|-----------------------|-----------------------|--------------|-----------|-----------|-----------|-----------|-----------|----------|----------|------------|
| Gueye, Abdoulaye* | 3-8 | 2-3 | 5-8 | 7 | 4 | 13 | 5 | 3 | 1 | 1 | 34 |
| Lammers, Ben* | 6-9 | 0-0 | 2-2 | 7 | 3 | 14 | 0 | 0 | 3 | 0 | 34 |
| Alston, Brandon* | 6-9 | 2-3 | 6-8 | 6 | 1 | 20 | 1 | 0 | 0 | 0 | 36 |
| Alvarado, Jose* | 4-6 | 0-2 | 0-1 | 3 | 4 | 8 | 6 | 3 | 0 | 2 | 28 |
| Haywood, Curtis* | 3-8 | 1-3 | 4-6 | 4 | 2 | 11 | 6 | 1 | 1 | 4 | 37 |
| Cole, Evan | 3-5 | 0-1 | 1-3 | 1 | 1 | 7 | 0 | 1 | 0 | 0 | 11 |
| Jester, Evan | 0-0 | 0-0 | 0-0 | 0 | 1 | 0 | 0 | 0 | 0 | 0 | 1 |
| Wright, Moses | 1-3 | 0-0 | 3-6 | 0 | 2 | 5 | 0 | 2 | 1 | 1 | 11 |
| Brown, Jon | 0-0 | 0-0 | 0-0 | 0 | 1 | 0 | 0 | 1 | 0 | 0 | 1 |
| Ogbonda, Sylvester | 0-0 | 0-0 | 0-0 | 2 | 0 | 0 | 0 | 2 | 1 | 0 | 5 |
| Schaller, Avi | 0-0 | 0-0 | 0-0 | 0 | 0 | 0 | 0 | 0 | 0 | 1 | |
| Rice, Malachi | 0-0 | 0-0 | 0-0 | 0 | 0 | 0 | 0 | 1 | 0 | 0 | 1 |
| Totals | 26-48 | 5-12 | 21-34 | 34 | 19 | 78 | 18 | 16 | 7 | 8 | 200 |
| FG% | 1st Half: 11-23 47.8% | 2nd Half: 15-25 60.0% | Game: 54.2% | | | | | | | | |
| 3FG% | 1st Half: 3-7 42.9% | 2nd Half: 2-5 40.0% | Game: 41.7% | | | | | | | | |
| FT% | 1st Half: 7-11 63.6% | 2nd Half: 14-23 60.9% | Game: 61.8% | | | | | | | | |

Score by Periods

| | 1st | 2nd | Total |
|----------------------|-----|-----|-------|
| UT-Rio Grande Valley | 27 | 41 | 68 |
| Georgia Tech | 32 | 46 | 78 |

Officials: Raymond Styons, Tom Morrissey, Lee Cassell

Attendance: 4504

Points in the paint-UTRGV 30, GT 38. Points off turnovers-UTRGV 18, GT 25.

2nd chance points-UTRGV 15, GT 15. Fast break points-UTRGV 12, GT 16.

Bench points-UTRGV 36, GT 12. Score tied-1 time. Lead changed-1 time.

Last FG-UTRGV 2nd-00:09, GT 2nd-02:21.

Largest lead-UTRGV by 2 1st-19:41, GT by 19 2nd-03:22.

UTRGV led for 00:58. GT led for 37:48. Game was tied for 01:06.

2017-18 GAME SUMMARIES

GAME 4

Georgia Tech 63, North Texas 49
Nov. 24, 2017 • McCamish Pavilion

Point guard Jose Alvarado scored 12 of 19 points in the first half, and fellow freshman guard Curtis Haywood scored 12 of 15 in the second half, and Georgia Tech beat North Texas 63-49 at McCamish Pavilion.

Senior guard Tadic Jackson scored 14 points off the bench in his first action since serving a three-game suspension for receiving benefits in violation of NCAA rules.

Georgia Tech (3-1) missed 16-of-22 shots to open the game before Alvarado and Haywood made 3-pointers on consecutive possessions with 1:20 left for a 22-19 lead that stood into halftime.

Haywood hit four of his 5 3-pointers in the second half, when Georgia Tech shot 55.6 percent from the field to pull away.

Roosevelt Smart paced North Texas (3-3) with 14 points and was the Mean Green's only double-digit scorer. After averaging 85.6 points on 46.9 percent shooting in five games, the visitors shot just 39.1 percent.

NORTH TEXAS (3-3)

| Player | FG-A | 3P-A | FT-A | Reb | PF | Pts | A | TO | Bk | S | MIN |
|-------------------|--|-------------|------------|-----------|-----------|-----------|-----------|-----------|----------|----------|------------|
| Simmons, Zachary* | 2-3 | 0-0 | 0-2 | 8 | 3 | 4 | 0 | 0 | 1 | 0 | 31 |
| Temara, Shane* | 2-5 | 1-2 | 2-3 | 4 | 2 | 7 | 1 | 0 | 0 | 0 | 23 |
| Woolridge, Ryan* | 2-8 | 1-2 | 0-0 | 5 | 1 | 5 | 3 | 4 | 0 | 3 | 38 |
| Lawson, A.J.* | 3-10 | 0-1 | 1-2 | 7 | 1 | 7 | 4 | 4 | 0 | 0 | 32 |
| Smart, Roosevelt* | 4-11 | 4-7 | 2-2 | 0 | 2 | 14 | 1 | 4 | 0 | 0 | 26 |
| Duffy, Jordan | 1-1 | 1-1 | 0-0 | 2 | 2 | 3 | 1 | 2 | 0 | 0 | 22 |
| Holston, Allante | 2-4 | 0-0 | 0-0 | 1 | 0 | 4 | 0 | 1 | 0 | 0 | 12 |
| Jackson, Bryce | 0-0 | 0-0 | 0-0 | 0 | 0 | 0 | 0 | 0 | 0 | 0 | 1 |
| Arikawa, Tope | 1-2 | 0-0 | 0-0 | 1 | 0 | 2 | 0 | 1 | 0 | 0 | 3 |
| Fuller, Khalil | 0-0 | 0-0 | 0-0 | 1 | 0 | 0 | 0 | 0 | 0 | 0 | 1 |
| Miller, Michael | 0-1 | 0-1 | 0-0 | 1 | 0 | 0 | 2 | 2 | 0 | 0 | 9 |
| Draper, D.J. | 1-1 | 1-1 | 0-0 | 1 | 1 | 3 | 0 | 0 | 0 | 0 | 2 |
| Totals | 18-46 | 8-15 | 5-9 | 31 | 12 | 49 | 12 | 19 | 1 | 3 | 200 |
| FG% | 1st Half: 8-23 34.8% 2nd Half: 10-23 43.5% Game: 39.1% | | | | | | | | | | |
| 3FG% | 1st Half: 3-8 37.5% 2nd Half: 5-7 71.4% Game: 53.3% | | | | | | | | | | |
| FT% | 1st Half: 0-2 0.0% 2nd Half: 5-7 71.4% Game: 55.6% | | | | | | | | | | |

GEORGIA TECH (3-1)

| Player | FG-A | 3P-A | FT-A | Reb | PF | Pts | A | TO | Bk | S | MIN |
|--------------------|--|-------------|--------------|-----------|----------|-----------|-----------|----------|----------|-----------|------------|
| Gueye, Abdoulaye* | 0-4 | 0-1 | 0-0 | 0 | 1 | 0 | 2 | 0 | 0 | 0 | 12 |
| Lammers, Ben* | 4-6 | 0-0 | 3-4 | 4 | 1 | 11 | 2 | 1 | 3 | 3 | 32 |
| Alston, Brandon* | 0-6 | 0-2 | 0-0 | 2 | 2 | 0 | 2 | 1 | 0 | 1 | 37 |
| Alvarado, Jose* | 7-9 | 2-4 | 3-3 | 7 | 2 | 19 | 4 | 1 | 0 | 3 | 39 |
| Haywood, Curtis* | 5-9 | 5-7 | 0-0 | 5 | 1 | 15 | 4 | 1 | 0 | 3 | 33 |
| Jackson, Tadic* | 5-10 | 0-3 | 4-5 | 4 | 0 | 14 | 2 | 2 | 0 | 0 | 27 |
| Cole, Evan | 0-2 | 0-1 | 0-0 | 0 | 0 | 0 | 0 | 0 | 0 | 0 | 7 |
| Wright, Moses | 2-5 | 0-0 | 0-0 | 2 | 2 | 4 | 0 | 0 | 3 | 1 | 11 |
| Brown, Jon | 0-0 | 0-0 | 0-0 | 0 | 0 | 0 | 0 | 0 | 0 | 0 | 1 |
| Ogbonna, Sylvester | 0-2 | 0-0 | 0-0 | 0 | 0 | 0 | 0 | 0 | 0 | 0 | 1 |
| Totals | 23-53 | 7-18 | 10-12 | 24 | 9 | 63 | 16 | 6 | 6 | 11 | 200 |
| FG% | 1st Half: 8-26 30.8% 2nd Half: 15-27 55.6% Game: 43.4% | | | | | | | | | | |
| 3FG% | 1st Half: 3-10 30.0% 2nd Half: 4-8 50.0% Game: 38.9% | | | | | | | | | | |
| FT% | 1st Half: 3-4 75.0% 2nd Half: 7-8 87.5% Game: 83.3% | | | | | | | | | | |

| Score by Periods | 1st | 2nd | Total |
|------------------|-----|-----|-------|
| North Texas | 19 | 30 | 49 |
| Georgia Tech | 22 | 41 | 63 |

Officials: Ron Groover, Tony Greene, Wally Rutecki

Attendance: 4867

Points in the paint-NT 20,GT 22. Points off turnovers-NT 4,GT 15.

2nd chance points-NT 9,GT 0. Fast break points-NT 3,GT 13.

Bench points-NT 12,GT 18. Score tied-3 times. Lead changed-8 times.

Last FG-NT 2nd-03:59, GT 2nd-01:49.

Largest lead-NT by 3 1st-13:45, GT by 15 2nd-09:37.

NT led for 05:49. GT led for 30:28. Game was tied for 03:43.

GAME 5

Georgia Tech 52, Northwestern 51
Nov. 28, 2017 • McCamish Pavilion

Tadic Jackson hit a layup at the buzzer, Ben Lammers scored 13 points and Georgia Tech rallied in the closing seconds to beat Northwestern 52-51 in the Big Ten/ACC Challenge.

Jackson took a pass on the left side from Jose Alvarado and drove through the lane past two defenders to score at the rim. His basket set off a wild celebration for Georgia Tech (4-1). Jackson, in his first start and second game back since serving a three-game suspension for receiving gifts in violation of NCAA rules, finished with 10 points on 4 for 13 shooting.

Bryant McIntosh scored 18 points, Vic Law added 12 and Dererk Pardon had 10 points and 12 rebounds for Northwestern (4-3). Scottie Lindsey began the game averaging a team-high 17.8 points, but he went scoreless, missing five 3-point attempts and three other shots.

The Yellow Jackets overcame an 8-minute stretch with no field goals to blow a 10-point lead when Bryant McIntosh's runner put Northwestern up 49-47 with 2:22 to play. That ended a 12-0 run and gave the Wildcats their first lead since early in the first half.

Northwestern led 51-50 on Pardon's putback with 7.1 seconds remaining. Georgia Tech coach Josh Pastner called timeout and had Lammers, his center, throw an inbound pass to Alvarado, who was told to look first for Lammers on the other end. With Lammers defended well, Alvarado passed to Jackson.

Early in the second half, a Lammers layup gave Georgia Tech its first double-digit lead at 39-29. Northwestern pulled within five on Law's dunk with 9:51 remaining, but the Jackets went back up by 10 on Jackson's 3 less than 2 minutes later.

NORTHWESTERN (4-3)

| Player | FG-A | 3P-A | FT-A | Reb | PF | Pts | A | TO | Bk | S | MIN |
|-------------------|--|-------------|------------|-----------|-----------|-----------|-----------|----------|----------|----------|------------|
| Law, Vic* | 5-8 | 1-2 | 1-1 | 5 | 2 | 12 | 2 | 1 | 0 | 3 | 33 |
| Skelly, Gavin* | 2-4 | 1-1 | 1-1 | 1 | 2 | 6 | 0 | 1 | 0 | 1 | 23 |
| Pardon, Dererk* | 4-6 | 0-0 | 2-3 | 12 | 3 | 10 | 1 | 1 | 0 | 0 | 31 |
| Lindsey, Scottie* | 0-8 | 0-5 | 0-0 | 0 | 3 | 0 | 1 | 2 | 1 | 0 | 23 |
| McIntosh, Bryant* | 8-18 | 2-5 | 0-0 | 6 | 3 | 18 | 5 | 1 | 0 | 0 | 39 |
| Gaines, Anthony | 0-2 | 0-0 | 0-0 | 0 | 0 | 0 | 0 | 0 | 0 | 1 | 4 |
| Brown, Isaiah | 0-1 | 0-1 | 0-0 | 0 | 0 | 0 | 0 | 0 | 0 | 0 | 3 |
| Ash, Jordan | 1-2 | 1-2 | 0-0 | 1 | 0 | 3 | 1 | 0 | 0 | 1 | 18 |
| Benson, Barret | 0-1 | 0-0 | 0-0 | 1 | 2 | 0 | 0 | 0 | 0 | 0 | 9 |
| Falzon, Aaron | 1-8 | 0-7 | 0-0 | 1 | 2 | 2 | 0 | 0 | 0 | 0 | 17 |
| Totals | 21-58 | 5-23 | 4-5 | 29 | 17 | 51 | 10 | 6 | 1 | 6 | 200 |
| FG% | 1st Half: 9-33 27.3% 2nd Half: 12-25 48.0% Game: 36.2% | | | | | | | | | | |
| 3FG% | 1st Half: 2-14 14.3% 2nd Half: 3-9 33.3% Game: 21.7% | | | | | | | | | | |
| FT% | 1st Half: 2-2 100% 2nd Half: 2-3 66.7% Game: 80.0% | | | | | | | | | | |

GEORGIA TECH (4-1)

| Player | FG-A | 3P-A | FT-A | Reb | PF | Pts | A | TO | Bk | S | MIN |
|-------------------|---|-------------|--------------|-----------|-----------|-----------|-----------|-----------|----------|----------|------------|
| Gueye, Abdoulaye* | 2-5 | 0-2 | 1-3 | 6 | 4 | 5 | 1 | 2 | 2 | 0 | 32 |
| Lammers, Ben* | 3-6 | 0-0 | 7-7 | 6 | 2 | 13 | 1 | 4 | 1 | 1 | 31 |
| Alston, Brandon* | 0-3 | 0-0 | 1-2 | 1 | 0 | 1 | 1 | 0 | 0 | 0 | 14 |
| Alvarado, Jose* | 3-10 | 1-5 | 2-3 | 3 | 1 | 9 | 4 | 2 | 0 | 1 | 35 |
| Haywood, Curtis* | 3-3 | 2-2 | 3-3 | 6 | 1 | 11 | 2 | 1 | 1 | 0 | 32 |
| Moore, Justin | 0-0 | 0-0 | 0-0 | 0 | 0 | 0 | 0 | 2 | 0 | 0 | 9 |
| Jackson, Tadic | 4-13 | 1-4 | 1-1 | 7 | 1 | 10 | 4 | 3 | 0 | 2 | 30 |
| Wright, Moses | 1-3 | 0-1 | 1-1 | 5 | 1 | 3 | 1 | 0 | 0 | 0 | 17 |
| Totals | 16-43 | 4-14 | 16-20 | 35 | 10 | 52 | 14 | 15 | 4 | 4 | 200 |
| FG% | 1st Half: 9-25 36.0% 2nd Half: 7-18 38.9% Game: 37.2% | | | | | | | | | | |
| 3FG% | 1st Half: 3-8 37.5% 2nd Half: 1-6 16.7% Game: 28.6% | | | | | | | | | | |
| FT% | 1st Half: 7-8 87.5% 2nd Half: 9-12 75.0% Game: 80.0% | | | | | | | | | | |

| Score by Periods | 1st | 2nd | Total |
|------------------|-----|-----|-------|
| Northwestern | 22 | 29 | 51 |
| Georgia Tech | 28 | 24 | 52 |

Officials: Mike Eades, Les Jones, Bill Covington Jr.

Attendance: 5562

Points in the paint-NU 24,GT 22. Points off turnovers-NU 15,GT 6.

2nd chance points-NU 8,GT 5. Fast break points-NU 2,GT 2.

Bench points-NU 5,GT 13. Score tied-4 times. Lead changed-6 times.

Last FG-NU 2nd-00:07, GT 2nd-00:01.

Largest lead-NU by 2 2nd-02:21, GT by 10 2nd-13:49.

NU led for 02:26. GT led for 32:46. Game was tied for 04:26.

GAME 6

Grambling State 64, Georgia Tech 63
Dec. 1, 2017 • McCamish Pavilion

Diontae Jones had 18 points and nine rebounds Friday night, when a Georgia Tech player inadvertently tipped a shot into the wrong basket with 6.5 seconds left to send Grambling State to a 64-63 upset win over the Yellow Jackets.

Georgia Tech (4-2) had scrambled back from a 16-point deficit to lead 61-60 when Jose Alvarado hit his fourth 3-pointer of the second half with 1:01 left in the game.

Alvarado scored 20 of his 22 points in the second half, including 11 straight as the Jackets began their rally against the Tigers (2-5), who got 14 points each from Ivy Smith Jr. and Axel Mpoyo.

Alvarado gave Tech a 63-60 lead with two free throws with 43 seconds to go before Grambling State's Ivy Smith Jr. hit a pair of free throws with no time having gone off the clock because Tech's Brandon Alston was whistled for a foul on Grambling State's inbounds pass.

After Tech failed to score on the ensuing possession, the Tigers ran the clock down before Smith missed a drive in the waning seconds. A couple of Tech players got hands on the ball as it came off the rim, sending it back in for the upset.

Tech leading scorer Ben Lammers, who had rarely practiced recently because of a sprained ankle, missed all six of his shots before halftime, and while he had nine rebounds and seven blocked shots, he finished 1-of-7 from the field. Senior guard Tadic Jackson scored 19 points for Tech.

GRAMBLING STATE (2-5)

| Player | FG-A | 3P-A | FT-A | Reb | PF | Pts | A | TO | Bk | S | MIN |
|----------------------|---|-------------|-------------|-----------|-----------|-----------|-----------|-----------|----------|----------|------------|
| Mpoyo, Axel* | 6-12 | 0-2 | 2-2 | 8 | 5 | 14 | 1 | 2 | 1 | 0 | 31 |
| Perry-Murray, Jason* | 2-3 | 0-0 | 0-0 | 3 | 4 | 4 | 0 | 0 | 0 | 0 | 15 |
| Smith, Jr., Ivy* | 5-12 | 1-1 | 3-5 | 2 | 2 | 14 | 6 | 5 | 0 | 2 | 39 |
| Gaston, Anthony* | 2-7 | 1-3 | 0-1 | 5 | 3 | 5 | 4 | 3 | 0 | 2 | 36 |
| Jones, Diontae* | 7-11 | 4-6 | 0-0 | 9 | 2 | 18 | 1 | 0 | 1 | 2 | 37 |
| Wright, Kareem | 0-1 | 0-1 | 0-0 | 0 | 0 | 0 | 1 | 2 | 0 | 0 | 6 |
| Thomas, Shirmane | 0-0 | 0-0 | 0-0 | 0 | 0 | 0 | 0 | 0 | 0 | 0 | 3 |
| Wilks, Drake | 0-2 | 0-0 | 0-0 | 3 | 0 | 0 | 0 | 1 | 0 | 0 | 8 |
| Jackson, Devante | 2-6 | 0-1 | 3-4 | 6 | 5 | 7 | 2 | 3 | 0 | 0 | 25 |
| Totals | 24-54 | 6-14 | 8-12 | 36 | 21 | 64 | 15 | 18 | 2 | 6 | 200 |
| FG% | 1st Half: 10-27 37.0% 2nd Half: 14-27 51.9% Game: 44.4% | | | | | | | | | | |
| 3FG% | 1st Half: 2-8 25.0% 2nd Half: 4-6 66.7% Game: 42.9% | | | | | | | | | | |
| FT% | 1st Half: 3-5 60.0% 2nd Half: 5-7 71.4% Game: 66.7% | | | | | | | | | | |

GEORGIA TECH (4-2)

| Player | FG-A | 3P-A | FT-A | Reb | PF | Pts | A | TO | Bk | S | MIN |
|---------------------|----------------|--------|-----------------|-------|----|-----|----|----|----|---|-------------|
| Gueye, Abdoulaye* | 0-2 | 0-0 | 0-0 | 1 | 3 | 0 | 0 | 2 | 1 | 0 | 12 |
| Lammers, Ben* | 1-7 | 0-0 | 2-5 | 9 | 4 | 4 | 0 | 4 | 7 | 0 | 38 |
| Jackson, Tadic* | 8-18 | 0-5 | 3-8 | 7 | 1 | 19 | 0 | 3 | 0 | 0 | 35 |
| Alvarado, Jose* | 6-12 | 4-10 | 6-7 | 1 | 3 | 22 | 4 | 1 | 0 | 3 | 30 |
| Haywood II, Curtis* | 3-6 | 3-6 | 0-0 | 5 | 3 | 9 | 5 | 1 | 0 | 2 | 36 |
| Moore, Justin | 0-2 | 0-2 | 0-0 | 1 | 0 | 0 | 7 | 0 | 0 | 1 | 18 |
| Cole, Evan | 0-0 | 0-0 | 0-2 | 2 | 0 | 0 | 0 | 0 | 0 | 0 | 5 |
| Alston, Brandon | 3-5 | 3-4 | 0-0 | 2 | 1 | 9 | 1 | 1 | 0 | 0 | 20 |
| Wright, Moses | 0-2 | 0-0 | 0-0 | 2 | 2 | 0 | 0 | 1 | 0 | 0 | 6 |
| Totals | 21-54 | 10-27 | 11-22 | 32 | 17 | 63 | 17 | 13 | 8 | 6 | 200 |
| FG% | 1st Half: 9-30 | 30.0% | 2nd Half: 12-24 | 50.0% | | | | | | | Game: 38.9% |
| FT% | 1st Half: 3-13 | 23.13% | 2nd Half: 7-14 | 50.0% | | | | | | | Game: 37.0% |
| 3FG | 1st Half: 2-6 | 33.33% | 2nd Half: 9-16 | 56.3% | | | | | | | Game: 50.0% |

2017-18 GAME SUMMARIES

GAME 7

Tennessee 77, Georgia Tech 70

Dec. 3, 2017 • McCamish Pavilion

Sophomore guard Lamonte Turner scored 24 points, including three of the team's eight 3-pointers, to lead Tennessee to a 77-70 win over Georgia Tech.

Turner was 6-for-12 from the field, 3-for-8 on 3-pointers and 9-for-9 from the line. He added three rebounds and two assists for the Volunteers (6-1), who won their third straight game. Grant Williams was an inside force with 11 points, six rebounds and two blocked shots before fouling out. Admiral Schofield and Jordan Bowden each scored 10.

Georgia Tech (4-3) was led by Ben Lammers with 17 points and nine rebounds. The Yellow Jackets got 15 points from Tadic Jackson, 14 points from Jose Alvarado and 12 points, eight rebounds and six assists from freshman Curtis Haywood II.

The game was tied at 17-17 a little less than midway through the first half before Tennessee (6-1) went on its 18-9 spurt, capped by a slam dunk by Grant Williams that gave the Vols a 35-26 lead with just 43 seconds to go in the opening period.

The nine-point deficit would be Georgia Tech's largest of the night, as the Yellow Jackets (4-3) never trailed by more than eight points in the second half. Tech pulled within one at 58-57 with 2:58 to go in the ballgame on a pair of free throws by true freshman Curtis Haywood II. However, UT went on an 11-1 run and made 17-of-19 free throws down the stretch to hold off the Jackets.

TENNESSEE (6-1)

| Player | FG-A | 3P-A | FT-A | Reb | PF | Pts | A | TO | Bk | S | MIN |
|---------------------|-----------------------|-----------------------|--------------|-----------|-----------|-----------|-----------|-----------|----------|----------|------------|
| Williams, Grant* | 5-9 | 0-0 | 1-2 | 6 | 5 | 11 | 1 | 3 | 2 | 0 | 24 |
| Schofield, Admiral* | 2-8 | 2-4 | 4-4 | 5 | 4 | 10 | 2 | 5 | 0 | 0 | 21 |
| Alexander, Kyle* | 3-5 | 0-0 | 1-2 | 11 | 5 | 7 | 0 | 1 | 3 | 1 | 25 |
| Bowden, Jordan* | 3-5 | 2-2 | 2-2 | 3 | 3 | 10 | 2 | 1 | 0 | 1 | 31 |
| Bone, Jordan* | 0-4 | 0-2 | 6-8 | 0 | 1 | 6 | 4 | 1 | 1 | 1 | 26 |
| Turner, Lamonte | 6-12 | 3-8 | 9-9 | 3 | 2 | 24 | 2 | 0 | 0 | 1 | 28 |
| Daniel, James | 1-5 | 1-3 | 0-0 | 0 | 2 | 3 | 2 | 0 | 0 | 0 | 15 |
| Fulkerson, John | 0-0 | 0-0 | 0-0 | 1 | 0 | 0 | 1 | 0 | 0 | 0 | 3 |
| Walker, Derrick | 1-2 | 0-0 | 0-0 | 3 | 2 | 2 | 0 | 1 | 1 | 0 | 14 |
| Darrington, Chris | 2-3 | 0-1 | 0-0 | 0 | 0 | 4 | 1 | 2 | 0 | 1 | 13 |
| Totals | 23-53 | 8-20 | 23-27 | 35 | 24 | 77 | 15 | 14 | 7 | 5 | 200 |
| FG% | 1st Half: 14-31 45.2% | 2nd Half: 9-22 40.9% | Game: 43.4% | | | | | | | | |
| 3FG% | 1st Half: 5-14 35.7% | 2nd Half: 3-6 50.0% | Game: 40.0% | | | | | | | | |
| FT% | 1st Half: 2-2 100% | 2nd Half: 21-25 84.0% | Game: 85.2% | | | | | | | | |

GEORGIA TECH (4-3)

| Player | FG-A | 3P-A | FT-A | Reb | PF | Pts | A | TO | Bk | S | MIN |
|---------------------|-----------------------|-----------------------|--------------|-----------|-----------|-----------|-----------|-----------|----------|----------|------------|
| Gueye, Abdoulaye* | 2-3 | 0-0 | 0-2 | 3 | 4 | 4 | 2 | 0 | 0 | 2 | 23 |
| Lammers, Ben* | 4-11 | 2-3 | 7-9 | 9 | 2 | 17 | 3 | 3 | 1 | 1 | 40 |
| Jackson, Tadic* | 5-12 | 0-3 | 5-9 | 3 | 4 | 15 | 1 | 4 | 0 | 1 | 34 |
| Alvarado, Jose* | 4-15 | 3-6 | 3-4 | 7 | 4 | 14 | 1 | 2 | 0 | 2 | 35 |
| Haywood II, Curtis* | 3-7 | 0-3 | 6-7 | 8 | 4 | 12 | 6 | 3 | 0 | 0 | 36 |
| Moore, Justin | 1-1 | 0-0 | 0-0 | 0 | 3 | 2 | 0 | 2 | 0 | 0 | 6 |
| Alston, Brandon | 0-1 | 0-0 | 0-0 | 0 | 4 | 0 | 0 | 0 | 0 | 0 | 15 |
| Wright, Moses | 2-4 | 1-1 | 1-2 | 0 | 0 | 6 | 0 | 0 | 0 | 0 | 11 |
| Totals | 21-54 | 6-16 | 22-33 | 36 | 25 | 70 | 13 | 14 | 1 | 6 | 200 |
| FG% | 1st Half: 9-26 34.6% | 2nd Half: 12-28 42.9% | Game: 38.9% | | | | | | | | |
| 3FG% | 1st Half: 1-6 16.7% | 2nd Half: 5-10 50.0% | Game: 37.5% | | | | | | | | |
| FT% | 1st Half: 10-14 71.4% | 2nd Half: 12-19 63.2% | Game: 66.7% | | | | | | | | |

Score by Periods

| | 1st | 2nd | Total |
|--------------|-----|-----|-------|
| Tennessee | 35 | 42 | 77 |
| Georgia Tech | 29 | 41 | 70 |

Officials: Jamie Luckie, Ron Groover, Michael Stephens

Attendance: 6514

Points in the paint-UT 20,GT 26. Points off turnovers-UT 8,GT 14.

2nd chance points-UT 6,GT 15. Fast break points-UT 5,GT 4.

Bench points-UT 33,GT 8. Score tied-4 times. Lead changed-1 time.

Last FG-UT 2nd-00:51, GT 2nd-00:05.

Largest lead-UT by 11 2nd-00:51, GT by 4 1st-15:09.

UT led for 32:51. GT led for 04:43. Game was tied for 02:26.

GAME 8

Wofford 63, Georgia Tech 60

Dec. 6, 2017 • Spartanburg, S.C.

Georgia Tech led by as many as 10 with just under six minutes left, but Fletcher Magee scored 36 points including the go-ahead 3-pointer - his eighth of the game - with 1.9 seconds left as Wofford defeated Georgia Tech 63-60 at Richardson Indoor Stadium.

The Yellow Jackets' (4-4) shot a season-high 57.1 percent from the floor, including five threes in 13 attempts, but their Achilles' heel on the night would be their 16 turnovers that led to 17 Terrier (5-4) points.

Tech was led by an impressive performance by senior Tadic Jackson, who turned in a season-high 26 points on 11-of-15 from the field. Ben Lammers also tallied double figures, recording 12 points, seven rebounds and three blocks. Freshman Jose Alvarado failed to score double digits with nine points, but grabbed six rebounds and three three-pointers -- his third consecutive game with at least three three-point field goals.

Magee, a 46.5-percent shooter from three-point range in his career, hit 8-of-14 attempts from behind the arc (12-of-22 overall). Only five of the 12 second-half field goals for Wofford came from players other than Magee.

Georgia Tech withstood the first offensive push by the Terriers in the first half to take a slight 34-29 lead heading into the half, shooting a blistering 66.7 percent from the field. The Yellow Jackets were held to a slightly less 47.6 clip in the second, but 12 three-pointers from Wofford would be the difference-maker.

GEORGIA TECH (4-4)

| Player | FG-A | 3P-A | FT-A | Reb | PF | Pts | A | TO | Bk | S | MIN |
|---------------------|-----------------------|-----------------------|-------------|-----------|-----------|-----------|-----------|-----------|----------|----------|------------|
| Jackson, Tadic* | 11-15 | 1-3 | 3-4 | 3 | 1 | 26 | 3 | 4 | 0 | 2 | 36 |
| Alvarado, Jose* | 3-7 | 3-4 | 0-0 | 6 | 3 | 9 | 2 | 4 | 0 | 1 | 40 |
| Haywood II, Curtis* | 1-1 | 1-1 | 0-0 | 1 | 3 | 3 | 3 | 1 | 0 | 0 | 30 |
| Gueye, Abdoulaye* | 1-2 | 0-0 | 0-0 | 5 | 5 | 2 | 1 | 4 | 0 | 1 | 18 |
| Lammers, Ben* | 6-10 | 0-1 | 0-0 | 7 | 0 | 12 | 1 | 1 | 3 | 0 | 39 |
| Alston, Brandon | 0-1 | 0-1 | 2-2 | 3 | 2 | 2 | 1 | 1 | 0 | 0 | 14 |
| Wright, Moses | 2-6 | 0-3 | 2-2 | 4 | 0 | 6 | 0 | 1 | 0 | 0 | 23 |
| Totals | 24-42 | 5-13 | 7-8 | 34 | 14 | 60 | 11 | 16 | 3 | 4 | 200 |
| FG% | 1st Half: 14-21 66.7% | 2nd Half: 10-21 47.6% | Game: 57.1% | | | | | | | | |
| 3FG% | 1st Half: 1-4 25.0% | 2nd Half: 4-9 44.4% | Game: 38.5% | | | | | | | | |
| FT% | 1st Half: 5-6 83.3% | 2nd Half: 2-2 100% | Game: 87.5% | | | | | | | | |

WOFFORD (5-4)

| Player | FG-A | 3P-A | FT-A | Reb | PF | Pts | A | TO | Bk | S | MIN |
|-----------------------|----------------------|-----------------------|-------------|-----------|-----------|-----------|-----------|----------|----------|-----------|------------|
| Magee, Fletcher* | 12-22 | 8-14 | 4-4 | 4 | 3 | 36 | 1 | 0 | 0 | 2 | 40 |
| Murphy, Storch* | 2-7 | 1-5 | 2-3 | 0 | 1 | 7 | 3 | 3 | 0 | 1 | 31 |
| Huober, Nathan* | 1-6 | 1-4 | 0-0 | 1 | 0 | 3 | 2 | 0 | 0 | 2 | 25 |
| Jackson, Cameron* | 2-8 | 0-0 | 0-2 | 10 | 3 | 4 | 0 | 0 | 0 | 4 | 23 |
| Pegram, Matthew* | 0-5 | 0-1 | 0-0 | 2 | 1 | 0 | 1 | 0 | 1 | 0 | 21 |
| Brooks, Derrick | 1-2 | 0-0 | 2-2 | 2 | 0 | 4 | 0 | 0 | 0 | 0 | 15 |
| Stumpe, Trevor | 3-5 | 2-4 | 0-0 | 0 | 3 | 8 | 0 | 0 | 0 | 0 | 14 |
| Aluma, Keve | 0-2 | 0-0 | 1-2 | 4 | 2 | 1 | 0 | 2 | 1 | 1 | 21 |
| Therme-Love, Donovan* | 0-2 | 0-0 | 0-0 | 2 | 0 | 0 | 4 | 0 | 0 | 0 | 10 |
| Totals | 21-59 | 12-30 | 9-13 | 12 | 15 | 63 | 11 | 6 | 2 | 10 | 200 |
| FG% | 1st Half: 9-29 31.0% | 2nd Half: 12-30 40.0% | Game: 35.6% | | | | | | | | |
| 3FG% | 1st Half: 7-17 41.2% | 2nd Half: 5-13 38.5% | Game: 40.0% | | | | | | | | |
| FT% | 1st Half: 4-5 80.0% | 2nd Half: 5-8 62.5% | Game: 69.2% | | | | | | | | |

Score by Periods

| | 1st | 2nd | Total |
|--------------|-----|-----|-------|
| Georgia Tech | 34 | 26 | 60 |
| Wofford | 29 | 34 | 63 |

Officials: Bill Covington Jr., Tim Comer, Anthony Franklin

Attendance: 2419

Points in the paint-GT 24,WOF 6. Points off turnovers-GT 10,WOF 17.

2nd chance points-GT 4,WOF 5. Fast break points-GT 4,WOF 0.

Bench points-GT 8,WOF 13. Score tied-4 times. Lead changed-5 times.

Last FG-GT 2nd-00:19, WOF 2nd-00:03.

Largest lead-GT by 10 2nd-15:22, WOF by 5 1st-09:01.

GT led for 31:20. WOF led for 05:00. Game was tied for 03:20.

GAME 9

Georgia Tech 79, Florida A&M 54

Dec. 17, 2017 • McCamish Pavilion

Behind a career game from freshman forward Moses Wright, Georgia Tech basketball (5-4) cruised by Florida A&M (1-13) 79-54 in McCamish Pavilion.

Wright, who made 8 of 9 shots from the floor, also had 19 points as the Yellow Jackets handed the Rattlers their ninth straight loss. Sophomore guard Josh Okogie, a preseason second-team All-ACC choice, scored 19 points in his first game of the season and Tech snapped a three-game losing streak.

Georgia Tech scored the game's first 10 points and led 35-22 at halftime as senior guard Tadic Jackson, who scored 11 points, went 3-for-3 from behind the 3-point arc.

The Yellow Jackets broke the game open with a 19-0 second-half run that gave them a 59-29 lead with 11 minutes to play.

Okogie was suspended the first six games of the season by the NCAA for receiving impermissible benefits and stayed sidelined further because the open dislocation of his left index finger suffered in an exhibition game became infected.

Freshman Curtis Haywood had started in place of Okogie, but he wasn't available against Florida A&M because of a shin injury. Okogie led the Yellow Jackets in scoring 16.1 points per game last season and made the ACC All-Freshman team.

Isaiah Martin, a 7-foot junior center, led Florida A&M with 14 points. Justin Ravenel and Bryce Moragne each scored 10.

FLORIDA A&M (1-13)

| Player | FG-A | 3P-A | FT-A | Reb | PF | Pts | A | TO | Bk | S | MIN |
|-------------------|-----------------------|-----------------------|-------------|-----------|-----------|-----------|-----------|-----------|----------|----------|------------|
| Williams,Desmond* | 2-6 | 0-1 | 0-0 | 2 | 3 | 4 | 1 | 2 | 1 | 0 | 15 |
| Severado,Nick* | 1-5 | 0-0 | 0-0 | 9 | 4 | 2 | 1 | 2 | 1 | 1 | 26 |
| Martin,Isaiah* | 7-12 | 0-0 | 0-4 | 7 | 2 | 14 | 0 | 2 | 1 | 0 | 37 |
| Mayer,Elijah* | 1-6 | 1-2 | 0-0 | 1 | 0 | 3 | 1 | 2 | 0 | 0 | 22 |
| Core,Nasir* | 2-8 | 1-3 | 1-2 | 3 | 1 | 6 | 3 | 4 | 0 | 0 | 25 |
| Bowman,Craig | 1-7 | 1-4 | 1-2 | 5 | 3 | 4 | 5 | 1 | 0 | 4 | 21 |
| Harrell,Javoni | 0-2 | 0-0 | 0-0 | 2 | 0 | 0 | 2 | 1 | 0 | 0 | 12 |
| Myles,Brendon | 0-4 | 0-1 | 0-0 | 2 | 1 | 0 | 0 | 2 | 0 | 0 | 10 |
| Ravenel,Justin | 3-8 | 1-3 | 3-3 | 1 | 1 | 10 | 0 | 1 | 0 | 1 | 25 |
| Moragne,Bryce | 3-4 | 1-1 | 4-4 | 1 | 1 | 11 | 1 | 0 | 0 | 0 | 6 |
| Austin,Rashad | 0-0 | 0-0 | 0-0 | 0 | 1 | 0 | 0 | 0 | 0 | 0 | 0 |
| Totals | 20-62 | 5-15 | 9-15 | 34 | 17 | 54 | 14 | 18 | 3 | 6 | 200 |
| FG% | 1st Half: 10-29 34.5% | 2nd Half: 10-33 30.3% | Game: 32.3% | | | | | | | | |
| 3FG% | 1st Half: 1-6 16.7% | 2nd Half: 4-9 44.4% | Game: 33.3% | | | | | | | | |
| FT% | 1st Half: 1-3 33.3% | 2nd Half: 8-12 66.7% | Game: 60.0% | | | | | | | | |

GEORGIA TECH (5-4)

| Player | FG-A | 3P-A | FT-A | Reb | PF | Pts | A | TO | Bk | S | MIN |
|------------------|-----------------------|-----------------------|--------------|-----------|-----------|-----------|-----------|-----------|----------|-----------|------------|
| Wright, Moses* | 8-9 | 0-1 | 3-7 | 7 | 1 | 19 | 0 | 1 | 1 | 3 | 27 |
| Lammers, Ben* | 2-6 | 0-1 | 2-2 | 8 | 2 | 6 | 2 | 1 | 1 | 1 | 22 |
| Jackson, Tadic* | 4-5 | 3-3 | 0-0 | 3 | 1 | 11 | 1 | 2 | 1 | 0 | 14 |
| Okogie, Josh* | 6-13 | 2-3 | 5-6 | 4 | 1 | 19 | 1 | 0 | 2 | 1 | 28 |
| Alvarado, Jose* | 0-4 | 0-1 | 4-4 | 5 | 3 | 4 | 7 | 1 | 0 | 3 | 26 |
| Moore, Justin | 1-3 | 0-1 | 0-0 | 3 | 2 | 2 | 0 | 4 | 0 | 1 | 18 |
| Cole, Evan | 1-4 | 0-2 | 2-2 | 4 | 3 | 4 | 0 | 2 | 1 | 1 | 18 |
| Alston, Brandon | 4-7 | 1-2 | 0-0 | 2 | 1 | 9 | 2 | 2 | 0 | 0 | 25 |
| Jester, Evan | 0-1 | 0-1 | 1-2 | 1 | 0 | 1 | 0 | 1 | 0 | 0 | 2 |
| Brown, Jon | 0-0 | 0-0 | 0-2 | 0 | 0 | 0 | 0 | 0 | 0 | 0 | 3 |
| Schafer, Avi | 0-1 | 0-0 | 0-0 | 1 | 0 | 0 | 0 | 0 | 0 | 0 | 0+ |
| Gueye, Abdoulaye | 2-5 | 0-0 | 0-2 | 4 | 2 | 4 | 2 | 0 | 1 | 1 | 15 |
| Rice, Malachi | 0-1 | 0-0 | 0-0 | 0 | 0 | 0 | 0 | 0 | 0 | 0 | 2 |
| Totals | 28-59 | 6-15 | 17-27 | 45 | 16 | 79 | 15 | 14 | 7 | 11 | 200 |
| FG% | 1st Half: 14-30 46.7% | 2nd Half: 14-29 48.3% | Game: 47.5% | | | | | | | | |
| 3FG% | 1st Half: 4-7 57.1% | 2nd Half: 2-8 25.0% | Game: 40.0% | | | | | | | | |
| FT% | 1st Half: 3-8 37.5% | 2nd Half: 14-19 73.7% | Game: 63.0% | | | | | | | | |

Score by Periods

| | 1st | 2nd | Total |
|--------------|-----|-----|-------|
| Florida A&M | 22 | 32 | 54 |
| Georgia Tech | 35 | 44 | 79 |

Officials: Roger Ayers, Ted Valentine, Raymond Styons Jr.

Attendance: 5156

Points in the paint-FAMUM 28,GT 38. Points off turnovers-FAMUM 11,GT 23.

2nd chance points-FAMUM 11,GT 14. Fast break points-FAMUM 13,GT 23.

2017-18 GAME SUMMARIES

GAME 10

Georgia 80, Georgia Tech 59

Dec. 19, 2017 • Athens, Ga.

Despite 21 points from Josh Okogie in just his second game of the season, Georgia Tech men's basketball was unable to overcome hot-shooting Georgia as it fell 80-59 at Stegeman Coliseum.

Okogie's 10th-career game with 20 or more points paced the Yellow Jackets (5-5), just slightly ahead of Tadic Jackson's 17 points - 13 of which came in the first half. Freshman Jose Alvarado rounded out Tech's double-digit scorers with 12, while Ben Lammers led all rebounders with eight total.

The Bulldogs (8-2) were led by Yante Maten, who finished with 24 points and six rebounds.

Georgia Tech actually outshot UGA slightly in the first half, shooting 50 percent to their 48.3, but still faced a two-point deficit after committing eight costly first-half turnovers. The Bulldogs then jumped out of the halftime gates in the second half, hitting eight of their first nine shots to extend the lead.

UGA won two key battles on the night, outrebounding Tech 34-26 and hitting nine three-pointers compared to Tech's two.

The Yellow Jackets would try to make a late run, forcing four turnovers in just a two-and-a-half minute span, but a 10-0 Georgia run and Tech's cold 1-of-7 finish from the field put away the game.

GEORGIA TECH (5-5)

| Player | FG-A | 3P-A | FT-A | Reb | PF | Pts | A | TO | Bk | S | MIN |
|------------------|-----------------------|-------------|----------------------|-----------|-------------|-----------|----------|-----------|----------|-----------|------------|
| Wright, Moses* | 2-5 | 0-0 | 0-0 | 6 | 0 | 4 | 1 | 2 | 1 | 1 | 26 |
| Lammers, Ben* | 2-10 | 0-1 | 0-0 | 8 | 2 | 4 | 0 | 1 | 0 | 3 | 39 |
| Jackson, Tadic* | 8-16 | 1-5 | 0-0 | 3 | 4 | 17 | 2 | 2 | 0 | 1 | 30 |
| Okogie, Josh* | 5-16 | 1-3 | 10-13 | 3 | 5 | 21 | 0 | 2 | 0 | 3 | 36 |
| Alvarado, Jose* | 5-9 | 0-4 | 2-2 | 3 | 3 | 12 | 2 | 3 | 0 | 3 | 33 |
| Moore, Justin | 0-1 | 0-0 | 0-0 | 0 | 0 | 0 | 0 | 1 | 0 | 1 | 8 |
| Cole, Evan | 0-0 | 0-0 | 0-0 | 2 | 3 | 0 | 0 | 0 | 0 | 0 | 9 |
| Alston, Brandon | 0-2 | 0-0 | 0-0 | 0 | 2 | 0 | 0 | 0 | 0 | 0 | 15 |
| Gueye, Abdoulaye | 0-1 | 0-0 | 1-2 | 2 | 0 | 1 | 0 | 0 | 1 | 0 | 4 |
| Totals | 22-60 | 2-13 | 13-17 | 28 | 19 | 59 | 5 | 11 | 2 | 12 | 200 |
| FG% | 1st Half: 14-28 50.0% | | 2nd Half: 8-32 25.0% | | Game: 36.7% | | | | | | |
| 3FG% | 1st Half: 2-6 33.3% | | 2nd Half: 0-7 0.0% | | Game: 15.4% | | | | | | |
| FT% | 1st Half: 4-4 100% | | 2nd Half: 9-13 69.2% | | Game: 76.5% | | | | | | |

GEORGIA (8-2)

| Player | FG-A | 3P-A | FT-A | Reb | PF | Pts | A | TO | Bk | S | MIN |
|----------------------|-----------------------|-------------|-----------------------|-----------|-------------|-----------|-----------|-----------|----------|----------|------------|
| Maten, Yante* | 9-13 | 1-1 | 5-5 | 6 | 3 | 24 | 2 | 1 | 1 | 1 | 35 |
| Hammonds, Rayshaun* | 3-5 | 2-3 | 3-4 | 5 | 4 | 11 | 2 | 1 | 1 | 1 | 24 |
| Ogbiede, Derek* | 4-5 | 0-1 | 1-2 | 5 | 1 | 9 | 1 | 1 | 1 | 2 | 25 |
| Jackson II, William* | 3-6 | 1-4 | 2-2 | 2 | 2 | 9 | 4 | 3 | 0 | 0 | 33 |
| Parker, Juwan* | 3-7 | 1-2 | 2-2 | 3 | 1 | 9 | 3 | 3 | 0 | 0 | 22 |
| Harris, Jordan | 3-4 | 2-2 | 0-0 | 1 | 2 | 8 | 0 | 0 | 0 | 0 | 13 |
| Crump, Tyree | 2-4 | 1-2 | 0-0 | 2 | 0 | 5 | 1 | 3 | 0 | 2 | 10 |
| Hightower, Teshawn | 0-2 | 0-2 | 0-0 | 0 | 0 | 0 | 2 | 2 | 0 | 0 | 6 |
| Wirldige, E'Torrian | 2-3 | 1-2 | 0-1 | 3 | 0 | 5 | 1 | 0 | 1 | 0 | 12 |
| Edwards, Mike | 0-0 | 0-0 | 0-0 | 1 | 2 | 0 | 1 | 1 | 0 | 0 | 7 |
| Claxton, Nicolas | 0-1 | 0-0 | 0-2 | 5 | 1 | 0 | 0 | 0 | 0 | 0 | 14 |
| Totals | 29-50 | 9-19 | 13-18 | 35 | 16 | 80 | 17 | 16 | 4 | 6 | 200 |
| FG% | 1st Half: 14-29 48.3% | | 2nd Half: 15-21 71.4% | | Game: 58.0% | | | | | | |
| 3FG% | 1st Half: 5-13 38.5% | | 2nd Half: 4-6 66.7% | | Game: 47.4% | | | | | | |
| FT% | 1st Half: 3-5 60.0% | | 2nd Half: 10-13 76.9% | | Game: 72.2% | | | | | | |

Score by Periods

| | 1st | 2nd | Total |
|--------------|-----|-----|-------|
| Georgia Tech | 34 | 25 | 59 |
| Georgia | 36 | 44 | 80 |

Officials: Joe Lindsay, Don Daily, Keith Kimble

Attendance: 10048

Points in the paint-GT 30,UGA 24. Points off turnovers-GT 14,UGA 15.

2nd chance points-GT 5,UGA 6. Fast break points-GT 9,UGA 2.

Bench points-GT 1,UGA 18. Score tied-5 times. Lead changed-5 times.

Last FG-GT 2nd-00:32, UGA 2nd-01:27.

Largest lead-GT by 4 1st-18:28, UGA by 24 2nd-01:27.

GT led for 03:49. UGA led for 33:27. Game was tied for 02:43.

GAME 11

Wright State 85, Georgia Tech 81

Dec. 22, 2017 • McCamish Pavilion

Grant Benzinger scored 14 of his 22 points in the second half as Wright State rallied from a nine-point halftime deficit to win 85-81 at Georgia Tech.

The Raiders trailed 40-31 at halftime after Tech shot 57.1 percent, but the visitors uncorked a 35-15 run to start the second half in what looked like a different game.

Wright State entered the contest shooting 30.8 percent from beyond the arc, and made just 3-of-11 in the first half, yet hit its first three 3-pointers of the second, and 6-of-9 overall, including Cole Gentry's shot for a 55-53 lead with 12:04 left.

The Raiders stretched the lead to 66-55 on three free throws by Benzinger with 9:15 remaining.

Tech rallied to take a 77-75 lead on a layup by Ben Lammers with 2:32 left, but Benzinger's third 3-pointer, with 2:12 to go, gave the Raiders a 78-77 lead that they held.

Loudon Love added 16 points and a game-high 12 rebounds as the Raiders (8-5) cranked up their offense in the second half.

Jose Alvarado paced the Yellow Jackets (5-6) with a career-high 23 points. Okogie scored 21 points in his third game for Tech, and Lammers added 10 points and 10 rebounds.

Wright State senior guard Justin Mitchell went for 15 points and 10 rebounds.

WRIGHT STATE (8-5)

| Player | FG-A | 3P-A | FT-A | Reb | PF | Pts | A | TO | Bk | S | MIN |
|----------------------|-----------------------|-------------|-----------------------|-----------|-------------|-----------|-----------|-----------|----------|----------|------------|
| Love, Loudon* | 7-9 | 0-0 | 2-3 | 12 | 3 | 16 | 0 | 6 | 2 | 1 | 34 |
| Ernsthausen, Parker* | 1-3 | 0-0 | 0-0 | 1 | 1 | 2 | 1 | 0 | 0 | 0 | 18 |
| Mitchell, Justin* | 5-14 | 0-1 | 5-7 | 10 | 2 | 15 | 2 | 4 | 0 | 1 | 28 |
| Hughes, Mark* | 4-7 | 2-5 | 0-0 | 1 | 3 | 10 | 7 | 1 | 0 | 2 | 38 |
| Benzinger, Grant* | 5-9 | 3-6 | 9-10 | 4 | 3 | 22 | 3 | 0 | 0 | 2 | 34 |
| Hall, Jaylon | 3-5 | 0-2 | 2-5 | 0 | 4 | 8 | 3 | 3 | 0 | 0 | 15 |
| Winchester, Everett | 0-2 | 0-0 | 0-0 | 4 | 1 | 0 | 2 | 1 | 0 | 0 | 11 |
| Gentry, Cole | 4-7 | 4-6 | 0-0 | 0 | 2 | 12 | 2 | 1 | 0 | 1 | 22 |
| Totals | 29-56 | 9-20 | 18-25 | 32 | 19 | 85 | 20 | 17 | 2 | 7 | 200 |
| FG% | 1st Half: 11-29 37.9% | | 2nd Half: 18-27 66.7% | | Game: 51.8% | | | | | | |
| 3FG% | 1st Half: 3-11 27.3% | | 2nd Half: 6-9 66.7% | | Game: 45.0% | | | | | | |
| FT% | 1st Half: 6-8 75.0% | | 2nd Half: 12-17 70.6% | | Game: 72.0% | | | | | | |

GEORGIA TECH (5-6)

| Player | FG-A | 3P-A | FT-A | Reb | PF | Pts | A | TO | Bk | S | MIN |
|------------------|-----------------------|-------------|-----------------------|-----------|-------------|-----------|----------|-----------|----------|----------|------------|
| Wright, Moses* | 1-4 | 0-2 | 0-0 | 5 | 2 | 2 | 2 | 2 | 1 | 2 | 21 |
| Lammers, Ben* | 5-11 | 0-0 | 0-0 | 10 | 1 | 10 | 1 | 1 | 2 | 1 | 33 |
| Jackson, Tadic* | 6-11 | 0-2 | 2-3 | 1 | 1 | 14 | 0 | 1 | 0 | 0 | 30 |
| Okogie, Josh* | 7-12 | 1-3 | 6-8 | 7 | 4 | 21 | 1 | 5 | 0 | 3 | 37 |
| Alvarado, Jose* | 7-14 | 1-5 | 8-10 | 4 | 3 | 23 | 3 | 3 | 0 | 2 | 37 |
| Moore, Justin | 0-0 | 0-0 | 0-0 | 0 | 0 | 0 | 0 | 1 | 0 | 0 | 4 |
| Cole, Evan | 0-0 | 0-0 | 0-0 | 0 | 0 | 0 | 0 | 0 | 0 | 0 | 2 |
| Alston, Brandon | 1-2 | 1-2 | 2-2 | 2 | 3 | 5 | 2 | 2 | 0 | 0 | 20 |
| Gueye, Abdoulaye | 2-3 | 0-0 | 2-4 | 0 | 5 | 6 | 0 | 2 | 0 | 1 | 16 |
| Totals | 29-57 | 3-14 | 20-27 | 31 | 19 | 81 | 9 | 18 | 3 | 9 | 200 |
| FG% | 1st Half: 16-28 57.1% | | 2nd Half: 13-29 44.8% | | Game: 50.9% | | | | | | |
| 3FG% | 1st Half: 3-7 42.9% | | 2nd Half: 0-7 0.0% | | Game: 21.4% | | | | | | |
| FT% | 1st Half: 5-7 71.4% | | 2nd Half: 15-20 75.0% | | Game: 74.1% | | | | | | |

Score by Periods

| | 1st | 2nd | Total |
|--------------|-----|-----|-------|
| Wright State | 31 | 54 | 85 |
| Georgia Tech | 40 | 41 | 81 |

Officials: Mike Eades, Jamie Luckie, Michael Roberts

Attendance: 4522

Points in the paint-WRSTM 34,GT 50. Points off turnovers-WRSTM 21,GT 24.

2nd chance points-WRSTM 9,GT 15. Fast break points-WRSTM 16,GT 9.

Bench points-WRSTM 20,GT 11. Score tied-5 times. Lead changed-9 times.

Last FG-CSUM 2nd-01:06, GT 2nd-00:22.

Largest lead-WRSTM by 11 2nd-09:15, GT by 11 1st-05:07.

WRSTM led for 14:10. GT led for 23:00. Game was tied for 02:46.

GAME 12

Georgia Tech 76, Coppin State 62

Dec. 27, 2017 • McCamish Pavilion

Ben Lammers scored 22 points and grabbed 11 rebounds and Tadic Jackson added 17 points to help Georgia Tech beat Coppin State 76-62.

The Yellow Jackets (6-6) rallied over the final 10 minutes to avoid a huge upset loss to the Eagles (0-14), who fell to 0-21 against ACC teams.

Fans in McCamish Pavilion were uneasy after Coppin State's Cedric Council Jr., a native of the Atlanta suburb of Kennesaw, hit a 3-pointer for a 54-51 lead with 9:51 left in the game. He led the Eagles with a career-high 17 points, making 5-of-6 3-pointers.

From there, the injury- and suspension-plagued Jackets - who had lost five of their previous six - closed with a 25-8 run.

Coppin State led 33-30 after making 7-of-15 3-pointers in the first half.

They Eagles made another 5-of-11 3-pointers in the second half, but Georgia Tech's Josh Okogie asked head coach Josh Pastner to let him guard Coppin State's Karonn Dixon after he'd scored 10 points in the first.

Dixon missed all eight of his shots after intermission, when Okogie scored 11 of his 13 points.

Georgia Tech took the lead for good, at 55-54, on two Okogie free throws with 8:55 remaining. That was part of a 12-0 burst by the Jackets.

COPPIN STATE (0-14)

| Player | FG-A | 3P-A | FT-A | Reb | PF | Pts | A | TO | Bk | S | MIN |
|------------------------|-----------------------|--------------|-----------------------|-----------|-------------|-----------|-----------|----------|----------|----------|------------|
| Traore, Adam* | 4-8 | 1-2 | 0-1 | 5 | 4 | 9 | 3 | 2 | 1 | 0 | 31 |
| Council, Cedric* | 6-10 | 5-6 | 0-0 | 1 | 1 | 17 | 1 | 1 | 3 | 3 | 34 |
| Davis, Karonn* | 4-17 | 2-6 | 0-0 | 4 | 0 | 10 | 6 | 1 | 0 | 0 | 36 |
| Hardwick, Jordan* | 1-3 | 0-1 | 0-0 | 3 | 1 | 2 | 0 | 0 | 0 | 0 | 14 |
| Morgan, Lamar* | 4-7 | 2-5 | 2-2 | 2 | 2 | 12 | 0 | 0 | 0 | 0 | 32 |
| Andrews-Fulton, Chad26 | 0-1 | 0-0 | 0-0 | 2 | 3 | 4 | 1 | 0 | 1 | 0 | 10 |
| Thomas, Tre* | 1-5 | 1-3 | 0-0 | 1 | 2 | 3 | 2 | 0 | 0 | 0 | 24 |
| Simpson, Blake | 0-0 | 0-0 | 0-0 | 0 | 1 | 0 | 0 | 0 | 0 | 0 | 2 |
| Brownlee, Lucian | 2-4 | 1-2 | 0-0 | 3 | 0 | 5 | 3 | 0 | 0 | 0 | 17 |
| Totals | 24-60 | 12-26 | 2-3 | 24 | 15 | 62 | 16 | 4 | 5 | 3 | 200 |
| FG% | 1st Half: 13-32 40.6% | | 2nd Half: 11-28 39.3% | | Game: 40.0% | | | | | | |
| 3FG% | 1st Half: 7-15 46.7% | | 2nd Half: 5-11 45.5% | | Game: 46.2% | | | | | | |
| FT% | 1st Half: 0-0 0.0% | | 2nd Half: 2-3 66.7% | | Game: 66.7% | | | | | | |

GEORGIA TECH (6-6)

| Player | FG-A | 3P-A | FT-A | Reb | PF | Pts | A | TO | Bk | S | MIN |
|------------------|-----------------------|-------------|--------------|-----------------------|----------|-----------|-------------|----------|----------|----------|------------|
| Alston, Brandon* | 2-7 | 2-4 | 4-5 | 1 | 0 | 10 | 4 | 1 | 0 | 0 | 38 |
| Okogie, Josh* | 3-10 | 1-3 | 6-6 | 6 | 2 | 13 | 1 | 0 | 0 | 0 | 38 |
| Alvarado, Jose* | 3-5 | 0-1 | 2-2 | 3 | 0 | 8 | 0 | 1 | 0 | 1 | 22 |
| Wright, Moses* | 2-6 | 0-0 | 0-0 | 4 | 0 | 4 | 1 | 1 | 0 | 0 | 21 |
| Lammers, Ben* | 9-16 | 0-0 | 4-4 | 11 | 0 | 22 | 3 | 1 | 6 | 0 | 38 |
| Jackson, Tadic | 6-10 | 1-2 | 4-4 | 9 | 2 | 17 | 3 | 2 | 0 | 0 | 28 |
| Cole, Evan | 1-2 | 0-0 | 0-0 | 6 | 3 | 2 | 0 | 0 | 0 | 0 | 15 |
| Totals | 26-56 | 4-10 | 20-21 | 41 | 7 | 76 | 12 | 6 | 6 | 1 | 200 |
| FG% | 1st Half: 12-32 37.5% | | | 2nd Half: 14-24 58.3% | | | Game: 46.4% | | | | |
| 3FG% | 1st Half: 2-5 40.0% | | | 2nd Half: 2-5 40.0% | | | Game: 40.0% | | | | |
| FT% | 1st Half: 4-4 100% | | | 2nd Half: 16-17 94.1% | | | Game: 95.2% | | | | |

2017-18 GAME SUMMARIES

GAME 13

Notre Dame 68, Georgia Tech 59

Dec. 30, 2017 • South Bend, Ind.

A cold-shooting second half doomed Georgia Tech men's basketball as they fell to Notre Dame, 68-59, at Purcell Pavilion.

The Yellow Jackets (6-7) used hard-nosed defense and six steals in the first half to take a five-point lead into the break, but the Fighting Irish (11-3) only committed four turnovers and shot 40 percent from downtown in the second half to seal the victory.

Leading Tech offensively was Josh Okogie, who recorded 16 points and seven rebounds on the night. Tadic Jackson provided key energy off the bench with 15 points and four rebounds while Ben Lammers tabbed his fifth double-double of the year with 11 points and 12 boards. Jose Alvarado rounded out GT's double-digit scorers with 11 on the night as well.

Bonzie Colson scored 22 points and matched his career high with 17 rebounds. Also scoring in double figures for the Irish was Martin Geben with 12 points, Rex Pflueger 11, and Matt Farrell and T.J. Gibbs 10 apiece. Pflueger also dealt a game-high six assists, while Geben flushed home three slams over the final nine minutes of the game.

The Irish (11-3) scored the first eight points of the second half to take a 31-28 lead. The Yellow Jackets (6-7) had only one more lead, 32-31, as Notre Dame steadily pulled away. A 10-1 run gave ND its largest lead at 55-41 with six minutes to go.

Each team finished just 23 of 60 from the field (ND with seven 3-pointers and Tech with six), but the Irish were 15-of-18 from the free throw line compared to the Yellow Jackets' 7-of-18 effort.

In a first half littered with ice-cold shooting by both sides, Tech took a 28-23 lead despite going just 10-of-26 from the field with three 3-pointers and 5-of-11 at the foul line.

The Irish were 9-of-27 from the field with a trio of 3s in the first half.

GEORGIA TECH (6-7, 0-1 ACC)

| Player | FG-A | 3P-A | FT-A | Reb | PF | Pts | A | TO | Bk | S | MIN |
|-------------------|-----------------------|-------------|-----------------------|-----------|-------------|-----------|-----------|----------|----------|----------|------------|
| Gueye, Abdoulaye* | 1-3 | 0-0 | 0-2 | 6 | 4 | 2 | 1 | 2 | 1 | 2 | 24 |
| Lammers, Ben* | 5-18 | 0-1 | 1-3 | 12 | 2 | 11 | 0 | 2 | 4 | 1 | 40- |
| Alston, Brandon* | 1-4 | 0-1 | 2-4 | 3 | 1 | 4 | 4 | 0 | 0 | 3 | 29 |
| Okogie, Josh* | 5-14 | 4-9 | 2-4 | 7 | 4 | 16 | 1 | 1 | 1 | 2 | 40 |
| Alvarado, Jose* | 4-8 | 2-6 | 1-2 | 1 | 0 | 11 | 1 | 1 | 0 | 1 | 40 |
| Jackson, Tadic | 7-13 | 0-3 | 1-3 | 4 | 3 | 15 | 3 | 1 | 0 | 0 | 25 |
| Cole, Evan | 0-0 | 0-0 | 0-0 | 0 | 0 | 0 | 0 | 0 | 0 | 0 | 2 |
| Totals | 23-60 | 6-20 | 7-18 | 34 | 14 | 59 | 10 | 7 | 6 | 9 | 200 |
| FG% | 1st Half: 10-26 38.5% | | 2nd Half: 13-34 38.2% | | Game: 38.3% | | | | | | |
| 3FG% | 1st Half: 3-8 37.5% | | 2nd Half: 3-12 25.0% | | Game: 30.0% | | | | | | |
| FT% | 1st Half: 5-11 45.5% | | 2nd Half: 2-7 28.6% | | Game: 38.9% | | | | | | |

NOTRE DAME (11-3, 1-0 ACC)

| Player | FG-A | 3P-A | FT-A | Reb | PF | Pts | A | TO | Bk | S | MIN |
|-----------------|----------------------|-------------|-----------------------|-----------|-------------|-----------|-----------|-----------|----------|----------|------------|
| Geben, Martin* | 5-8 | 0-0 | 2-2 | 5 | 2 | 12 | 1 | 2 | 0 | 0 | 25 |
| Colson, Bonzie* | 8-21 | 0-1 | 6-6 | 17 | 2 | 22 | 1 | 3 | 3 | 2 | 39 |
| Pflueger, Rex* | 3-6 | 2-4 | 3-4 | 7 | 4 | 11 | 6 | 1 | 0 | 1 | 34 |
| Farrell, Matt* | 3-12 | 3-8 | 1-2 | 5 | 0 | 10 | 4 | 2 | 0 | 0 | 40 |
| Gibbs, T.J.* | 3-8 | 2-4 | 2-2 | 2 | 3 | 10 | 1 | 1 | 0 | 1 | 36 |
| Harvey, DJ | 0-0 | 0-0 | 0-0 | 0 | 1 | 0 | 0 | 0 | 0 | 0 | 5 |
| Burns, Elijah | 0-0 | 0-0 | 0-0 | 1 | 0 | 0 | 0 | 0 | 0 | 0 | 3 |
| Djogo, Nikola | 0-2 | 0-1 | 1-2 | 2 | 0 | 1 | 1 | 0 | 0 | 0 | 8 |
| Mooney, John | 1-3 | 0-2 | 0-0 | 3 | 2 | 2 | 1 | 1 | 0 | 1 | 10 |
| Totals | 23-60 | 7-20 | 15-18 | 45 | 14 | 68 | 15 | 11 | 3 | 5 | 200 |
| FG% | 1st Half: 9-27 33.3% | | 2nd Half: 14-33 42.4% | | Game: 38.3% | | | | | | |
| 3FG% | 1st Half: 3-10 30.0% | | 2nd Half: 4-10 40.0% | | Game: 35.0% | | | | | | |
| FT% | 1st Half: 2-3 66.7% | | 2nd Half: 13-15 86.7% | | Game: 83.3% | | | | | | |

| Score by Periods | 1st | 2nd | Total |
|------------------|-----|-----|-------|
| Georgia Tech | 28 | 31 | 59 |
| Notre Dame | 23 | 45 | 68 |

Officials: Ted Valentine, Tim Clougherty, Sean Hull
Attendance: 8441

Points in the paint-GT 18, ND 30. Points off turnovers-GT 10, ND 7.
2nd chance points-GT 0, ND 16. Fast break points-GT 0, ND 2.

Bench points-GT 15, ND 3. Score tied-2 times. Lead changed-5 times.
Last FG-GT 2nd-00:32, ND 2nd-00:58.

Largest lead-GT by 7 1st-09:55, ND by 14 2nd-06:00.
GT led for 18:53. ND led for 17:47. Game was tied for 03:20.

GAME 14

Georgia Tech 64, Miami 54

Jan. 3, 2018 • McCamish Pavilion

Led by Josh Okogie's 30 points, Georgia Tech opened 2018 with its biggest win of the season, a 64-54 triumph over No. 15 Miami at McCamish Pavilion.

Tech (7-7, 1-1 ACC) trailed by eight points midway through the first half but pulled even at halftime (28-28) and never trailed after the break. The Yellow Jackets extended their lead to as large as 12 points in the second half.

Okogie's season-high 30 points came on 10-of-23 shooting from the field and 9-of-12 at the free-throw line. In addition to the season-best effort offensively, the sophomore also recorded a season high on the glass, grabbing nine rebounds. Freshman point guard Jose Alvarado added 12 points on 5-of-9 shooting.

The win over 15th-ranked Miami (12-2, 1-1 ACC) marked the fourth time that the Jackets have beaten a top-15 team in 20 Atlantic Coast Conference games under head coach Josh Pastner.

Dewan Huell, with 13 points, was the only player to score in double figures for Miami. Anthony Lawrence and Bruce Brown each had nine points as the Hurricanes snapped a two-game winning streak.

The Hurricanes contested nearly every pass and shot throughout the game, but Georgia Tech never trailed in the second half after Ben Lammers stole the ball from Lonnie Walker IV and hit a 14-footer to make it 36-32.

A 14-2 run by the Jackets made it 46-34 as Miami began the second half missing 11 of its first 13 shots. The Hurricanes nearly recovered, pulling within two on Chris Lykes' two free throws with 3:47 remaining, but that was a close as they got.

MIAMI (12-2, 1-1 ACC)

| Player | FG-A | 3P-A | FT-A | Reb | PF | Pts | A | TO | Bk | S | MIN |
|-----------------------|-----------------------|-------------|----------------------|-----------|-------------|-----------|-----------|-----------|----------|----------|------------|
| Huell, Dewan* | 4-7 | 0-0 | 5-6 | 8 | 1 | 13 | 1 | 1 | 2 | 0 | 32 |
| Newton, Ja'Quan* | 3-7 | 0-0 | 0-0 | 1 | 1 | 6 | 3 | 4 | 0 | 1 | 26 |
| Vasiljevic, DJ* | 1-4 | 1-4 | 0-0 | 1 | 1 | 3 | 0 | 2 | 0 | 0 | 23 |
| Lawrence II, Anthony* | 4-8 | 0-1 | 1-2 | 12 | 3 | 9 | 1 | 1 | 0 | 1 | 32 |
| Brown Jr, Bruce* | 4-12 | 1-3 | 0-0 | 9 | 3 | 9 | 2 | 4 | 4 | 3 | 37 |
| Lykes, Chris | 2-10 | 2-8 | 2-2 | 0 | 2 | 8 | 5 | 3 | 0 | 0 | 20 |
| Walker IV, Lonnie | 3-8 | 0-3 | 0-1 | 5 | 2 | 6 | 0 | 2 | 1 | 2 | 23 |
| Miller Jr, Rodney | 0-0 | 0-0 | 0-0 | 0 | 0 | 0 | 0 | 0 | 0 | 0 | 1 |
| Izundu, Ebuka | 0-0 | 0-0 | 0-0 | 1 | 4 | 0 | 0 | 1 | 0 | 0 | 6 |
| Totals | 21-56 | 4-19 | 8-11 | 39 | 18 | 54 | 12 | 18 | 7 | 7 | 200 |
| FG% | 1st Half: 13-28 46.4% | | 2nd Half: 8-28 28.6% | | Game: 37.5% | | | | | | |
| 3FG% | 1st Half: 2-8 25.0% | | 2nd Half: 2-11 18.2% | | Game: 21.1% | | | | | | |
| FT% | 1st Half: 0-0 0.0% | | 2nd Half: 8-11 72.7% | | Game: 72.7% | | | | | | |

GEORGIA TECH (7-7, 1-1 ACC)

| Player | FG-A | 3P-A | FT-A | Reb | PF | Pts | A | TO | Bk | S | MIN |
|-------------------|-----------------------|-------------|-----------------------|-----------|-------------|-----------|----------|-----------|----------|-----------|------------|
| Gueye, Abdoulaye* | 2-5 | 0-0 | 1-2 | 7 | 5 | 5 | 1 | 1 | 0 | 1 | 24 |
| Lammers, Ben* | 3-11 | 0-1 | 2-3 | 8 | 2 | 8 | 2 | 0 | 2 | 3 | 39 |
| Alston, Brandon* | 2-5 | 0-2 | 1-2 | 1 | 1 | 5 | 2 | 1 | 0 | 1 | 29 |
| Okogie, Josh* | 10-23 | 1-5 | 9-12 | 9 | 0 | 30 | 1 | 1 | 1 | 3 | 39 |
| Alvarado, Jose* | 5-9 | 0-1 | 2-2 | 3 | 3 | 12 | 0 | 7 | 2 | 2 | 39 |
| Jackson, Tadic | 1-6 | 0-1 | 2-2 | 6 | 1 | 4 | 2 | 1 | 0 | 3 | 28 |
| Wright, Moses | 0-0 | 0-0 | 0-0 | 0 | 1 | 0 | 0 | 0 | 0 | 0 | 2 |
| Totals | 23-59 | 1-10 | 17-23 | 38 | 13 | 64 | 8 | 11 | 5 | 13 | 200 |
| FG% | 1st Half: 11-30 36.7% | | 2nd Half: 12-29 41.4% | | Game: 39.0% | | | | | | |
| 3FG% | 1st Half: 0-4 0.0% | | 2nd Half: 1-6 16.7% | | Game: 10.0% | | | | | | |
| FT% | 1st Half: 6-8 75.0% | | 2nd Half: 11-15 73.3% | | Game: 73.9% | | | | | | |

| Score by Periods | 1st | 2nd | Total |
|------------------|-----|-----|-------|
| Miami | 28 | 26 | 54 |
| Georgia Tech | 28 | 36 | 64 |

Officials: Jamie Luckie, Pat Driscoll, Jerry Heater

Technical fouls: Miami-TEAM. Georgia Tech-None.

Coach's Box Warning: Miami (FL) at 13:06 2nd Half

Attendance: 5568

Points in the paint-UM 34, GT 34. Points off turnovers-UM 6, GT 21.

2nd chance points-UM 9, GT 10. Fast break points-UM 17, GT 12.

Bench points-UM 14, GT 4. Score tied-6 times. Lead changed-5 times.

Last FG-UM 2nd-00:35, GT 2nd-00:48.

Largest lead-UM by 8 1st-08:49, GT by 12 2nd-09:18.

UM led for 14:58. GT led for 18:03. Game was tied for 06:59.

GAME 15

Georgia Tech 74, Yale 60

Jan. 6, 2018 • McCamish Pavilion

Jose Alvarado tied a career high with 23 points and Josh Okogie added 20 to send Georgia Tech past Yale, 74-60, as both teams closed out their non-conference schedules.

Aboulaye Gueye added a career-high 14 points for Tech (8-7).

The game was tight through the first half as the Yellow Jackets rode a 7-0 closing run for a 37-33 halftime advantage.

Miye Oni scored 10 of his 14 points before intermission for Yale (7-9), but Tech limited him to 2-of-7 shooting in the second half. Paul Atkinson added 10 points for the Bulldogs, who were outrebounded 34-23 by the bigger Jackets.

Yale, which last led 33-30 on Atkinson's 3-point play with 2:53 to go, made 6 of 15 3-pointers before halftime and just 3 of 12 afterward.

The Jackets expanded the lead to 55-42 when Alvarado took off on a fast break, and just as he entered the lane, bounced a pass backward between his legs to Okogie, who dunked with 13:38 remaining.

YALE (7-9)

| Player | FG-A | 3P-A | FT-A | Reb | PF | Pts | A | TO | Bk | S | MIN |
|------------------|-----------------------|-------------|-----------------------|-----------|-------------|-----------|-----------|-----------|----------|----------|------------|
| Atkinson, Paul* | 2-4 | 0-0 | 6-8 | 3 | 4 | 10 | 2 | 0 | 1 | 0 | 27 |
| Reynolds, Blake* | 4-8 | 1-4 | 0-0 | 5 | 3 | 9 | 2 | 1 | 0 | 1 | 33 |
| Monroe, Eric* | 3-5 | 3-5 | 0-0 | 1 | 2 | 9 | 0 | 4 | 0 | 1 | 28 |
| Phils, Trey* | 2-8 | 0-4 | 1-2 | 5 | 1 | 5 | 4 | 0 | 0 | 0 | 25 |
| Oni, Miye* | 6-14 | 2-7 | 0-0 | 1 | 3 | 14 | 5 | 2 | 0 | 0 | 31 |
| Copeland, Alex | 1-4 | 0-1 | 0-0 | 0 | 0 | 2 | 1 | 1 | 0 | 0 | 16 |
| Yates, Noah | 0-0 | 0-0 | 2-2 | 1 | 3 | 2 | 1 | 2 | 0 | 0 | 20 |
| Swain, Azar | 2-5 | 2-5 | 0-0 | 4 | 0 | 6 | 2 | 1 | 0 | 0 | 18 |
| Ryan, Thomas | 1-1 | 1-1 | 0-0 | 1 | 1 | 3 | 0 | 0 | 0 | 0 | 2 |
| Totals | 21-49 | 9-27 | 9-12 | 23 | 17 | 60 | 17 | 12 | 1 | 2 | 200 |
| FG% | 1st Half: 11-23 47.8% | | 2nd Half: 10-26 38.5% | | Game: 42.9% | | | | | | |
| 3FG% | 1st Half: 6-15 40.0% | | 2nd Half: 3-12 25.0% | | Game: 33.3% | | | | | | |
| FT% | 1st Half: 5-7 71.4% | | 2nd Half: 4-5 80.0% | | Game: 75.0% | | | | | | |

GEORGIA TECH (8-7)

| Player | FG-A | 3P-A | FT-A | Reb | PF | Pts | A | TO | Bk | S | MIN |
|--------------------|-----------------------|-----------------------|-------|-----|----|-----|-------------|----|----|---|-----|
| Gueye, Abdoulaye* | 6-12 | 0-1 | 2-4 | 9 | 2 | 14 | 1 | 3 | 2 | 3 | 36 |
| Lammers, Ben* | 5-10 | 0-1 | 0-0 | 8 | 2 | 10 | 2 | 1 | 3 | 2 | 35 |
| Alston, Brandon* | 0-2 | 0-1 | 2-3 | 0 | 0 | 2 | 1 | 0 | 0 | 0 | 27 |
| Okogie, Josh* | 5-7 | 2-2 | 8-10 | 4 | 4 | 20 | 2 | 4 | 2 | 2 | 27 |
| Alvarado, Jose* | 6-12 | 4-7 | 7-7 | 6 | 1 | 23 | 4 | 0 | 0 | 0 | 38 |
| Jackson, Tadic | 1-4 | 1-1 | 2-4 | 4 | 3 | 5 | 0 | 0 | 0 | 0 | 18 |
| Cole, Evan | 0-0 | 0-0 | 0-0 | 0 | 0 | 0 | 0 | 1 | 0 | 0 | 2 |
| Wright, Moses | 0-0 | 0-0 | 0-0 | 1 | 1 | 0 | 0 | 0 | 0 | 0 | 7 |
| Haywood II, Curtis | 0-0 | 0-0 | 0-0 | 2 | 1 | 0 | 0 | 0 | 0 | 0 | 9 |
| Ogbonia, Sylvester | 0-0 | 0-0 | 0-0 | 0 | 2 | 0 | 0 | 0 | 0 | 0 | 1 |
| Totals | 23-47 | 7-13 | 21-28 | 34 | 16 | 74 | 10 | 10 | 7 | 7 | 200 |
| FG% | 1st Half: 11-22 45.8% | 2nd Half: 12-23 52.2% | | | | | Game: 48.9% | | | | |
| 3FG% | 1st Half: 2-5 40.0% | 2nd Half: 5-8 62.5% | | | | | Game: 53.0% | | | | |
| FT% | 1st Half: 13-19 68.4% | 2nd Half: 8-8 100% | | | | | Game: 75.0% | | | | |

2017-18 GAME SUMMARIES

GAME 16

Georgia Tech 60, Notre Dame 53

Jan. 10, 2018 • McCamish Pavilion

Sparked by a 14-4 run midway through the second half, Georgia Tech handed Notre Dame its first Atlantic Coast Conference defeat of the season with a 60-53 victory over the Fighting Irish at McCamish Pavilion.

With its third-straight victory, Georgia Tech (9-7, 2-1 ACC) avenged a 68-59 loss at Notre Dame (13-4, 3-1 ACC) just 12 days ago. The Jackets also snapped the Fighting Irish's five-game winning streak.

After holding Notre Dame without a field goal for the final 8:55 of the first half, Georgia Tech led 30-20 at halftime. However, Notre Dame came out on fire after the break, going on a 14-2 run that gave the Irish their only lead of the second half with 11:16 to go.

Notre Dame's advantage was short-lived, though, as the Yellow Jackets responded with a 14-4 run of their own over the next 3:58, capped by a Tadic Jackson three-pointer that gave Tech a 52-43 advantage with 7:18 to go in the ballgame. The Jackets' lead never dipped below three points the rest of the way.

Josh Okogie led all scorers with 17 points while Ben Lammers added 10 points and 10 rebounds for his sixth double-double of the season and 22nd of his career. Tadic Jackson added 11 points and a career-best nine rebounds for Georgia Tech.

Okogie darted into the lane and banked in a jumper with 2:05 remaining to give the Yellow Jackets a 58-53 lead. He tacked on two free throws with 18.1 seconds left to clinch the victory.

Notre Dame's final points came on John Mooney's dunk with 3:20 remaining. The Irish missed their final five shots, mirroring their struggles at the end of the first half.

NOTRE DAME (13-4, 3-1 ACC)

| Player | FG-A | 3P-A | FT-A | Reb | PF | Pts | A | TO | Bk | S | MIN |
|----------------|----------------------|-----------------------|-------------|-----------|-----------|-----------|-----------|-----------|----------|----------|------------|
| Burns, Elijah* | 0-4 | 0-1 | 2-2 | 3 | 1 | 2 | 0 | 1 | 0 | 1 | 15 |
| Geben, Martin* | 8-13 | 0-0 | 0-0 | 9 | 1 | 16 | 0 | 1 | 2 | 2 | 27 |
| Pfueger, Rex* | 0-8 | 0-2 | 0-0 | 3 | 2 | 0 | 6 | 2 | 0 | 2 | 35 |
| Harvey, DJ* | 2-6 | 2-5 | 0-2 | 3 | 3 | 6 | 1 | 2 | 0 | 1 | 21 |
| Gibbs, TJ* | 4-12 | 1-4 | 2-2 | 3 | 1 | 11 | 7 | 2 | 0 | 1 | 40 |
| Torres, Austin | 1-2 | 0-0 | 0-0 | 1 | 1 | 2 | 2 | 1 | 0 | 0 | 13 |
| Djogo, Nikola | 2-7 | 1-4 | 0-2 | 3 | 0 | 5 | 0 | 0 | 0 | 1 | 24 |
| Mooney, John | 4-7 | 0-2 | 3-4 | 8 | 1 | 11 | 0 | 1 | 0 | 0 | 25 |
| Totals | 21-59 | 4-18 | 7-12 | 33 | 10 | 53 | 16 | 10 | 2 | 8 | 200 |
| FG% | 1st Half: 8-31 25.8% | 2nd Half: 13-28 46.4% | Game: 35.6% | | | | | | | | |
| 3FG% | 1st Half: 0-9 0.0% | 2nd Half: 4-9 44.4% | Game: 22.2% | | | | | | | | |
| FT% | 1st Half: 4-8 50.0% | 2nd Half: 3-4 75.0% | Game: 58.3% | | | | | | | | |

GEORGIA TECH (9-7, 2-1 ACC)

| Player | FG-A | 3P-A | FT-A | Reb | PF | Pts | A | TO | Bk | S | MIN |
|--------------------|-----------------------|-----------------------|-------------|-----------|-----------|-----------|-----------|-----------|----------|----------|------------|
| Gueye, Abdoulaye* | 4-6 | 0-0 | 0-0 | 6 | 3 | 8 | 0 | 2 | 1 | 1 | 21 |
| Lammers, Ben* | 5-13 | 0-0 | 0-0 | 10 | 3 | 10 | 2 | 1 | 2 | 2 | 40 |
| Alston, Brandon* | 2-4 | 1-1 | 0-0 | 1 | 0 | 5 | 0 | 1 | 0 | 0 | 12 |
| Okogie, Josh* | 6-13 | 1-1 | 4-5 | 4 | 0 | 17 | 5 | 0 | 2 | 1 | 39 |
| Alvarado, Jose* | 2-6 | 1-4 | 1-1 | 2 | 1 | 6 | 4 | 4 | 0 | 1 | 40 |
| Jackson, Tadic | 5-14 | 1-3 | 0-0 | 9 | 1 | 11 | 2 | 3 | 0 | 1 | 28 |
| Haywood II, Curtis | 1-3 | 1-3 | 0-0 | 2 | 2 | 3 | 0 | 2 | 1 | 1 | 20 |
| Totals | 25-59 | 5-12 | 5-6 | 39 | 10 | 60 | 13 | 13 | 6 | 7 | 200 |
| FG% | 1st Half: 13-31 41.9% | 2nd Half: 12-28 42.9% | Game: 42.4% | | | | | | | | |
| 3FG% | 1st Half: 2-6 33.3% | 2nd Half: 3-6 50.0% | Game: 41.7% | | | | | | | | |
| FT% | 1st Half: 2-3 66.7% | 2nd Half: 3-3 100% | Game: 83.3% | | | | | | | | |

| Score by Periods | 1st | 2nd | Total |
|------------------|-----|-----|-------|
| Notre Dame | 20 | 33 | 53 |
| Georgia Tech | 30 | 30 | 60 |

Officials: Michael Stephens, Bill Covington Jr., Michael Roberts

Attendance: 7771

Points in the paint-ND 28, GT 36. Points off turnovers-ND 10, GT 11.

2nd chance points-ND 10, GT 14. Fast break points-ND 4, GT 15.

Bench points-ND 18, GT 14. Score tied 4 times. Lead changed 6 times.

Last FG-ND 2nd-03:20, GT 2nd-02:05.

Largest lead-ND by 1 1st-09:37, GT by 12 1st-01:45.

ND led for 04:17. GT led for 32:10. Game was tied for 03:15.

GAME 17

Georgia Tech 69, Pittsburgh 54

Jan. 13, 2018 • Pittsburgh, Pa.

Georgia Tech opened with 13 unanswered points against Pittsburgh and never looked back, defeating the Panthers 69-54.

After the initial onslaught, Pitt made one free throw, but the Yellow Jackets went right back to scoring, extending their lead to 21-1 before the Panthers made a field goal.

After a 14-2 Pitt run in the middle of the first half closed the gap, the Yellow Jackets again came out strong after halftime. Abdoulaye Gueye made two baskets as part of a 9-2 run and finished with a career-high 16 points and eight rebounds.

Center Ben Lammers scored 11 points with 16 rebounds for his seventh double-double of the season. Georgia Tech (10-7, 3-1 Atlantic Coast Conference) dominated on the inside, outrebounding the Panthers 39-20 and outscoring them in the paint 40-16.

Pitt (8-10, 0-4) got within 10 points in the second half, but after Shamel Stevenson missed a layup, Georgia Tech rattled off 13 straight points.

Stevenson and Jared Wilson-Frame each scored nine points for the Panthers.

GEORGIA TECH (10-7, 3-1 ACC)

| Player | FG-A | 3P-A | FT-A | Reb | PF | Pts | A | TO | Bk | S | MIN |
|--------------------|-----------------------|-----------------------|--------------|-----------|-----------|-----------|-----------|-----------|----------|----------|------------|
| Gueye, Abdoulaye* | 7-8 | 0-0 | 2-2 | 8 | 5 | 16 | 1 | 3 | 1 | 0 | 29 |
| Lammers, Ben* | 4-9 | 0-0 | 3-6 | 16 | 2 | 11 | 0 | 0 | 2 | 0 | 37 |
| Alston, Brandon* | 2-7 | 1-3 | 0-0 | 2 | 2 | 5 | 5 | 1 | 0 | 0 | 19 |
| Okogie, Josh* | 3-6 | 0-1 | 6-6 | 3 | 4 | 12 | 4 | 3 | 1 | 2 | 31 |
| Alvarado, Jose* | 3-7 | 2-6 | 2-3 | 3 | 2 | 10 | 1 | 0 | 0 | 1 | 35 |
| Jackson, Tadic | 6-11 | 0-0 | 1-2 | 1 | 1 | 13 | 1 | 1 | 0 | 1 | 24 |
| Cole, Evan | 1-2 | 0-1 | 0-0 | 1 | 0 | 2 | 0 | 0 | 0 | 0 | 1 |
| Jester, Evan | 0-0 | 0-0 | 0-0 | 0 | 0 | 0 | 0 | 0 | 0 | 0 | 1 |
| Wright, Moses | 0-1 | 0-0 | 0-0 | 0 | 0 | 0 | 0 | 0 | 0 | 0 | 3 |
| Haywood II, Curtis | 0-4 | 0-4 | 0-0 | 4 | 2 | 0 | 3 | 1 | 0 | 0 | 17 |
| Ogbona, Sylvester | 0-0 | 0-0 | 0-0 | 0 | 0 | 0 | 0 | 0 | 0 | 0 | 1 |
| Schaefer, Avi | 0-0 | 0-0 | 0-0 | 0 | 1 | 0 | 0 | 0 | 0 | 0 | 1 |
| Rice, Malachi | 0-0 | 0-0 | 0-0 | 0 | 0 | 0 | 0 | 0 | 0 | 0 | 1 |
| Totals | 26-55 | 3-15 | 14-19 | 39 | 19 | 69 | 15 | 12 | 4 | 4 | 200 |
| FG% | 1st Half: 16-29 55.2% | 2nd Half: 10-26 38.5% | Game: 47.3% | | | | | | | | |
| 3FG% | 1st Half: 2-6 33.3% | 2nd Half: 1-7 14.3% | Game: 20.0% | | | | | | | | |
| FT% | 1st Half: 6-7 85.7% | 2nd Half: 8-12 66.7% | Game: 73.7% | | | | | | | | |

PITTSBURGH (8-10, 0-5 ACC)

| Player | FG-A | 3P-A | FT-A | Reb | PF | Pts | A | TO | Bk | S | MIN |
|----------------------|----------------------|----------------------|--------------|-----------|-----------|-----------|----------|-----------|----------|----------|------------|
| Wilson-Frame, Jared* | 2-9 | 2-5 | 3-3 | 2 | 0 | 9 | 0 | 4 | 0 | 1 | 23 |
| Stevenson, Shamel* | 3-8 | 0-0 | 3-4 | 5 | 0 | 9 | 2 | 2 | 0 | 0 | 23 |
| Chukwuka, Kene* | 2-2 | 1-1 | 1-3 | 2 | 1 | 6 | 0 | 3 | 2 | 1 | 30 |
| Stewart, Parker* | 1-3 | 1-3 | 2-3 | 2 | 4 | 5 | 0 | 0 | 0 | 0 | 27 |
| Carr, Marcus* | 3-7 | 0-1 | 2-2 | 2 | 2 | 8 | 3 | 2 | 0 | 0 | 33 |
| Milligan, Jonathan | 2-2 | 0-0 | 1-1 | 0 | 0 | 5 | 2 | 1 | 0 | 0 | 7 |
| Davis, Khameron | 1-2 | 0-0 | 0-0 | 3 | 2 | 2 | 1 | 1 | 0 | 0 | 18 |
| Brown, Terrell | 0-1 | 0-0 | 1-2 | 0 | 0 | 1 | 0 | 0 | 1 | 0 | 7 |
| George, Samson | 0-0 | 0-0 | 0-1 | 1 | 2 | 0 | 0 | 0 | 0 | 0 | 10 |
| Boykins, Monty | 3-7 | 2-4 | 1-3 | 0 | 1 | 9 | 0 | 1 | 0 | 0 | 15 |
| Ilegomah, Peace | 0-1 | 0-0 | 0-0 | 1 | 5 | 0 | 0 | 0 | 1 | 0 | 7 |
| Totals | 17-42 | 6-14 | 14-22 | 20 | 18 | 54 | 8 | 14 | 4 | 2 | 200 |
| FG% | 1st Half: 9-21 42.9% | 2nd Half: 8-21 38.1% | Game: 40.5% | | | | | | | | |
| 3FG% | 1st Half: 3-8 37.5% | 2nd Half: 3-6 50.0% | Game: 42.9% | | | | | | | | |
| FT% | 1st Half: 8-11 72.7% | 2nd Half: 6-11 54.5% | Game: 63.6% | | | | | | | | |

| Score by Periods | 1st | 2nd | Total |
|------------------|-----|-----|-------|
| Georgia Tech | 40 | 29 | 69 |
| Pittsburgh | 29 | 25 | 54 |

Officials: Jeffery Anderson, Tim Corner, Brent Hampton

Technical fouls: Georgia Tech-Gueye, Abdoulaye. Pittsburgh-TEAM.

Attendance: 3544

Points in the paint-GT 40, UP 16. Points off turnovers-GT 17, UP 10.

2nd chance points-GT 17, UP 3. Fast break points-GT 18, UP 5.

Bench points-GT 15, UP 17. Score tied 0 times. Lead changed 0 times.

Last FG-GT 2nd-00:29, UP 2nd-00:18.

Largest lead-GT by 23 2nd-03:50, UP None.

GT led for 38:59. UP led for 00:00. Game was tied for 01:01.

GAME 18

Virginia 64, Georgia Tech 48

Jan. 18, 2018 • Atlanta, Ga.

Georgia Tech lost momentum on Virginia's four-point play right before halftime and never got it back in a 64-48 defeat to the second-ranked Cavaliers at McCamish Pavilion.

Georgia Tech (10-8, 3-2 ACC) led only once -- an early 2-0 advantage -- but seemed to be on its way to taking momentum into the locker room when freshman Curtis Haywood II drained a three-pointer to pull the Jackets within five points at 24-19 with less than 20 seconds to go in the opening period.

However, with 0.5 seconds left in the first half, Virginia's DeAndre Hunter was fouled by Tech's Abdoulaye Gueye while making a three-pointer in the corner. Hunter made the subsequent free throw and the Jackets found themselves trailing by nine points, 28-19, at the half. Georgia Tech didn't pull any closer in the second half.

Tadic Jackson led Georgia Tech with 14 points off the bench. Hunter scored 17 on 7-of-9 shooting from the field to pace Virginia (16-1, 6-0 ACC).

VIRGINIA (17-1, 6-0 ACC)

| Player | FG-A | 3P-A | FT-A | Reb | PF | Pts | A | TO | Bk | S | MIN |
|------------------|-----------------------|-----------------------|-------------|-----------|-----------|-----------|-----------|----------|----------|-----------|------------|
| Wilkins, Isaiah* | 4-8 | 0-0 | 1-2 | 5 | 3 | 9 | 1 | 3 | 2 | 3 | 33 |
| Salt, Jack* | 0-4 | 0-0 | 0-0 | 4 | 0 | 0 | 0 | 0 | 1 | 0 | 12 |
| Hall, Devon* | 4-8 | 1-3 | 2-2 | 1 | 2 | 11 | 2 | 1 | 0 | 1 | 35 |
| Guy, Kyle* | 5-13 | 1-7 | 0-0 | 2 | 1 | 11 | 0 | 0 | 0 | 1 | 33 |
| Jerome, Ty* | 5-10 | 0-1 | 2-2 | 6 | 2 | 12 | 5 | 3 | 0 | 3 | 37 |
| Hunter, DeAndre | 7-9 | 1-1 | 2-3 | 7 | 1 | 17 | 0 | 0 | 1 | 1 | 28 |
| Johnson, Nigel | 2-4 | 0-1 | 0-0 | 1 | 2 | 4 | 2 | 0 | 0 | 1 | 17 |
| Diakite, Mamadi | 0-2 | 0-0 | 0-0 | 1 | 1 | 0 | 0 | 0 | 0 | 0 | 5 |
| Totals | 27-58 | 3-13 | 7-9 | 29 | 12 | 64 | 10 | 9 | 4 | 10 | 200 |
| FG% | 1st Half: 12-30 40.0% | 2nd Half: 15-28 53.6% | Game: 46.6% | | | | | | | | |
| 3FG% | 1st Half: 2-6 33.3% | 2nd Half: 1-7 14.3% | Game: 23.1% | | | | | | | | |
| FT% | 1st Half: 2-3 66.7% | 2nd Half: 5-6 83.3% | Game: 77.8% | | | | | | | | |

GEORGIA TECH (10-8, 3-2 ACC)

| Player | FG-A | 3P-A | FT-A | Reb | PF | Pts | A | TO | Bk | S | MIN |
|--------------------|----------------------|----------------------|-------------|-----------|----------|-----------|-----------|-----------|----------|----------|------------|
| Gueye, Abdoulaye* | 2-3 | 0-0 | 3-4 | 2 | 1 | 7 | 0 | 1 | 0 | 1 | 17 |
| Lammers, Ben* | 1-5 | 0-0 | 2-4 | 8 | 0 | 4 | 2 | 5 | 6 | 1 | 35 |
| Alston, Brandon* | 0-0 | 0-0 | 1-2 | 2 | 1 | 1 | 1 | 2 | 0 | 0 | 14 |
| Okogie, Josh* | 3-8 | 1-2 | 2-2 | 4 | 3 | 9 | 1 | 3 | 1 | 0 | 36 |
| Alvarado, Jose* | 1-7 | 1-2 | 1-2 | 6 | 1 | 4 | 5 | 3 | 0 | 3 | 40 |
| Jackson, Tadic | 7-15 | 0-3 | 0-0 | 4 | 3 | 14 | 1 | 3 | 0 | 0 | 27 |
| Haywood II, Curtis | 3-4 | 3-4 | 0-0 | 2 | 0 | 9 | 1 | 1 | 0 | 0 | 31 |
| Totals | 17-42 | 5-11 | 9-14 | 28 | 9 | 48 | 11 | 18 | 7 | 5 | 200 |
| FG% | 1st Half: 8-21 38.1% | 2nd Half: 9-21 42.9% | Game: 40.5% | | | | | | | | |
| 3FG% | 1st Half: 2-6 33.3% | 2nd Half: 3-5 60.0% | Game: 45.5% | | | | | | | | |
| FT% | 1st Half: 1-4 25.0% | 2nd Half: 8-10 80.0% | Game: 64.3% | | | | | | | | |

| Score by Periods | 1st | 2nd | Total |
|------------------|-----|-----|-------|
| Virginia | 28 | 36 | 64 |
| Georgia Tech | 19 | 29 | 48 |

Officials: Roger Ayers, Mike Eades, Ron Groover

Technical fouls: Virginia-None. Georgia Tech-None.

Attendance: 8600 (sellout)

Points in the paint-VA 44, GT 20. Points off turnovers-VA 16, GT 2.

2nd chance points-VA 8, GT 8. Fast break points-VA 8, GT 4.

Bench points-VA 21, GT 23. Score tied 1 time. Lead changed 1 time.

Last FG-VA 2nd-00:13, GT 2nd-00:02.

Largest lead-VA by 18 2nd-05:21, GT by 2 1st-18:22.

VA led for 37:26. GT led for 00:41. Game was tied for 01:53.

2017-18 GAME SUMMARIES

GAME 19

North Carolina 80, Georgia Tech 66

Jan. 20, 2018 • Chapel Hill, N.C.

Four Yellow Jackets scored in double figures, but Georgia Tech men's basketball was unable to top 15th-ranked North Carolina, falling 80-66 at the Dean Smith Center.

Despite outshooting the Tar Heels (16-4, 5-2 ACC), the Jackets lost the rebounding battle, 45-23 on the day, including 19 offensive boards that led to a 26-2 advantage in second-chance points.

Sophomore Josh Okogie led the field for Tech (10-9, 3-3 ACC), finishing with 18 points and a team-high seven rebounds. Freshman Jose Alvarado scored 17 points while Ben Lammers and Abdoulaye Gueye finished with 12 points and four rebounds apiece.

Luke Maye had 17 points and 11 rebounds, while Theo Pinson added 11 points and 10 rebounds, and Joel Berry II and Cameron Johnson finished with 16 points apiece to help the Tar Heels.

Alvarado hit four 3-pointers, including one that pulled the Yellow Jackets to 70-62 with about 3 1/2 minutes left. But he fouled Berry on the Tar Heels' ensuing possession - and then stepped over him, earning a technical foul with 3:21 to play.

Berry hit three of the four free throws he was awarded to put North Carolina's lead into double figures to stay. The Tar Heels were 19 of 24 from the line, while Georgia Tech was just 3 of 6.

GEORGIA TECH (10-9, 3-3 ACC)

| Player | FG-A | 3P-A | FT-A | Reb | PF | Pts | A | TO | Bk | S | MIN |
|--------------------|-----------------------|-------------|-----------------------|-----------|-------------|-----------|-----------|-----------|----------|-----------|------------|
| Gueye, Abdoulaye* | 6-9 | 0-0 | 0-0 | 4 | 4 | 12 | 2 | 2 | 1 | 0 | 32 |
| Lammers, Ben* | 6-11 | 0-0 | 0-0 | 4 | 2 | 12 | 2 | 0 | 1 | 3 | 37 |
| Alston, Brandon* | 0-1 | 0-1 | 0-0 | 0 | 2 | 0 | 0 | 1 | 0 | 0 | 17 |
| Okogie, Josh* | 8-16 | 0-3 | 2-3 | 7 | 4 | 18 | 3 | 2 | 3 | 2 | 27 |
| Alvarado, Jose* | 6-11 | 4-7 | 1-2 | 3 | 5 | 17 | 2 | 3 | 0 | 0 | 37 |
| Jackson, Tadic* | 3-6 | 1-1 | 0-1 | 2 | 5 | 7 | 4 | 5 | 0 | 4 | 22 |
| Cole, Evan | 0-0 | 0-0 | 0-0 | 0 | 0 | 0 | 0 | 0 | 0 | 0 | 1 |
| Wright, Moses | 0-0 | 0-0 | 0-0 | 0 | 0 | 0 | 0 | 0 | 0 | 0 | 2 |
| Haywood II, Curtis | 0-6 | 0-6 | 0-0 | 2 | 1 | 0 | 2 | 2 | 1 | 2 | 25 |
| Totals | 29-60 | 5-18 | 3-6 | 25 | 23 | 66 | 15 | 15 | 6 | 11 | 200 |
| FG% | 1st Half: 13-29 44.8% | | 2nd Half: 16-31 51.6% | | Game: 48.3% | | | | | | |
| 3FG% | 1st Half: 1-9 11.1% | | 2nd Half: 4-9 44.4% | | Game: 27.8% | | | | | | |
| FT% | 1st Half: 1-2 50.0% | | 2nd Half: 2-4 50.0% | | Game: 50.0% | | | | | | |

NORTH CAROLINA (16-4 5-2 ACC)

| Player | FG-A | 3P-A | FT-A | Reb | PF | Pts | A | TO | Bk | S | MIN |
|-------------------|-----------------------|-------------|-----------------------|-----------|-------------|-----------|-----------|-----------|----------|----------|------------|
| Pinson, Theo* | 4-9 | 1-1 | 2-4 | 10 | 2 | 11 | 4 | 3 | 0 | 3 | 32 |
| Maye, Luke* | 7-13 | 1-3 | 2-2 | 11 | 1 | 17 | 2 | 2 | 0 | 2 | 32 |
| Berry II, Joel* | 3-17 | 1-8 | 9-10 | 8 | 3 | 16 | 2 | 2 | 0 | 0 | 31 |
| Johnson, Cameron* | 6-12 | 2-4 | 2-2 | 3 | 2 | 16 | 1 | 0 | 0 | 1 | 31 |
| Williams, Kenny* | 2-6 | 0-4 | 1-2 | 3 | 3 | 5 | 5 | 2 | 0 | 0 | 29 |
| Platak, Andrew | 0-0 | 0-0 | 0-0 | 3 | 0 | 0 | 0 | 0 | 0 | 1 | 4 |
| Robinson, Brandon | 0-1 | 0-0 | 0-0 | 0 | 0 | 0 | 0 | 0 | 0 | 0 | 8 |
| Felton, Jake | 1-3 | 0-1 | 0-0 | 0 | 0 | 2 | 2 | 1 | 0 | 1 | 8 |
| Rush, Shea | 0-0 | 0-0 | 0-0 | 0 | 0 | 0 | 0 | 1 | 0 | 0 | 1 |
| Ma, Kane | 1-1 | 0-0 | 0-0 | 0 | 2 | 0 | 0 | 0 | 0 | 0 | 1 |
| Brooks, Garrison | 0-0 | 0-0 | 2-2 | 1 | 1 | 2 | 1 | 3 | 0 | 0 | 8 |
| Manley, Sterling | 4-4 | 0-0 | 1-2 | 3 | 0 | 9 | 0 | 0 | 0 | 0 | 12 |
| Miller, Walker | 0-0 | 0-0 | 0-0 | 0 | 0 | 0 | 0 | 0 | 0 | 0 | 1 |
| Rohlfman, Aaron | 0-0 | 0-0 | 0-0 | 0 | 0 | 0 | 0 | 0 | 0 | 0 | 1 |
| Huffman, Brandon | 0-0 | 0-0 | 0-0 | 0 | 0 | 0 | 0 | 0 | 0 | 0 | 1 |
| Totals | 28-66 | 5-21 | 19-24 | 46 | 12 | 80 | 17 | 14 | 0 | 8 | 200 |
| FG% | 1st Half: 14-33 42.4% | | 2nd Half: 14-33 42.4% | | Game: 42.4% | | | | | | |
| 3FG% | 1st Half: 2-12 16.7% | | 2nd Half: 3-9 33.3% | | Game: 23.8% | | | | | | |
| FT% | 1st Half: 5-6 83.3% | | 2nd Half: 14-18 77.8% | | Game: 79.2% | | | | | | |

| Score by Periods | 1st | 2nd | Total |
|------------------|-----|-----|-------|
| Georgia Tech | 28 | 38 | 66 |
| North Carolina | 35 | 45 | 80 |

Officials: Ted Valentine, Bill Covington Jr., Jeb Harness

Technical fouls: Georgia Tech-Alvarado, Jose; North Carolina-None.

Attendance: 20334

Points in the paint-GT 38, NC 38. Points off turnovers-GT 14, NC 14.

2nd chance points-GT 4, NC 26. Fast break points-GT 14, NC 12.

Bench points-GT 7, NC 15. Score tied-3 times. Lead changed-3 times.

Last FG-GT 2nd-00:41, NC 2nd-00:24.

Largest lead-GT by 5 1st-17:14, NC by 15 2nd-15:51.

GT led for 09:48. NC led for 27:19. Game was tied for 02:53.

GAME 20

Florida State 88, Georgia Tech 77

Jan. 24, 2018 • Tallahassee, Fla.

Despite 23 points from Jose Alvarado and a career-high 16 rebounds from Josh Okogie, Georgia Tech men's basketball fell to Florida State, 88-77, at the Tucker Center.

Alvarado tied his career-high in points while Okogie also contributed 16 points to join the four Yellow Jackets (10-10, 3-4 ACC) in double digits. The Seminoles (15-5, 4-4 ACC) were led by an impressive performance by Terance Mann, who had a game-high 30 points along with five rebounds and five points. Mann's scoring came on 10-of-13 shooting from the floor and 10-of-12 from the free-throw line.

Georgia Tech regained its stride on the boards, outrebounding Florida State 34-26 overall with 14 second-chance points. On the flipside, however, FSU finished with a 44-28 advantage in the paint while shooting 59 percent from the field and 38 percent from downtown.

Abdoulaye Gueye continues his strong stretch for the Jackets, recording 14 points and seven rebounds, while Ben Lammers chipped in 13 points on 5-of-6 shooting.

Mann hit his first seven shots and scored 21 points in the first half, including nine of the Seminoles' final 14 points in the frame as they led 50-36 at halftime. It is the 6-foot-6 junior guard's seventh game with 20 or more points this season and the eighth of his career. His previous career high was 25 earlier this season at Florida and against Louisville.

The game was close for the first 14 minutes until Florida State scored six straight points on an Angola 4-point play and a Mann breakaway dunk. The Seminoles were up 68-53 with 9:32 remaining in the second half before the Yellow Jackets scored seven straight to cut it to eight. They would get within 74-67 before FSU went on a 12-1 run to put it out of reach.

GEORGIA TECH (10-10, 3-4 ACC)

| Player | FG-A | 3P-A | FT-A | Reb | PF | Pts | A | TO | Bk | S | MIN |
|---------------------|-----------------------|-------------|-----------------------|-----------|-------------|-----------|-----------|-----------|----------|----------|------------|
| Gueye, Abdoulaye* | 4-6 | 0-0 | 6-7 | 7 | 4 | 14 | 0 | 1 | 0 | 0 | 23 |
| Lammers, Ben* | 5-6 | 0-0 | 3-4 | 2 | 3 | 13 | 0 | 0 | 1 | 1 | 34 |
| Alston, Brandon* | 3-8 | 0-2 | 1-2 | 1 | 0 | 7 | 1 | 0 | 0 | 1 | 17 |
| Okogie, Josh* | 4-13 | 1-2 | 7-8 | 16 | 3 | 16 | 5 | 4 | 1 | 0 | 36 |
| Alvarado, Jose* | 8-18 | 4-9 | 3-5 | 1 | 4 | 23 | 1 | 4 | 0 | 2 | 36 |
| Jackson, Tadic* | 0-4 | 0-1 | 2-2 | 2 | 1 | 2 | 2 | 5 | 0 | 1 | 26 |
| Cole, Evan* | 0-1 | 0-0 | 0-0 | 2 | 1 | 0 | 1 | 1 | 0 | 0 | 5 |
| Haywood II, Curtis* | 0-2 | 0-2 | 2-2 | 1 | 4 | 2 | 1 | 1 | 1 | 1 | 23 |
| Totals | 24-58 | 5-16 | 24-30 | 34 | 20 | 77 | 11 | 16 | 3 | 6 | 200 |
| FG% | 1st Half: 12-28 42.9% | | 2nd Half: 12-30 40.0% | | Game: 41.4% | | | | | | |
| 3FG% | 1st Half: 1-7 14.3% | | 2nd Half: 4-9 44.4% | | Game: 31.3% | | | | | | |
| FT% | 1st Half: 11-13 84.6% | | 2nd Half: 13-17 76.5% | | Game: 80.0% | | | | | | |

FLORIDA STATE (15-5, 4-4 ACC)

| Player | FG-A | 3P-A | FT-A | Reb | PF | Pts | A | TO | Bk | S | MIN |
|-------------------|-----------------------|-------------|-----------------------|-----------|-------------|-----------|-----------|-----------|----------|----------|------------|
| Cofey, Phil* | 5-8 | 1-1 | 1-2 | 4 | 0 | 12 | 1 | 1 | 0 | 1 | 33 |
| Koumadje, Christ* | 2-4 | 0-0 | 0-0 | 4 | 5 | 4 | 0 | 1 | 1 | 0 | 16 |
| Walker, CJ* | 1-7 | 0-4 | 0-1 | 3 | 2 | 2 | 2 | 1 | 0 | 1 | 31 |
| Angola, Brian* | 5-10 | 3-6 | 6-6 | 2 | 4 | 19 | 2 | 0 | 0 | 2 | 32 |
| Mann, Terance* | 10-13 | 0-1 | 10-12 | 5 | 2 | 30 | 5 | 5 | 0 | 0 | 36 |
| Forrest, Trent | 3-4 | 0-0 | 0-0 | 1 | 3 | 6 | 3 | 2 | 0 | 2 | 15 |
| Oblagu, Ike | 0-0 | 0-0 | 0-0 | 0 | 0 | 0 | 0 | 0 | 2 | 0 | 7 |
| Walker, MJ | 3-4 | 1-1 | 2-2 | 2 | 5 | 9 | 1 | 2 | 0 | 0 | 14 |
| Kabengele, Mfondu | 2-3 | 0-0 | 0-0 | 1 | 1 | 4 | 0 | 0 | 1 | 1 | 11 |
| Allen, Brandon | 1-1 | 0-0 | 0-0 | 0 | 1 | 2 | 1 | 0 | 0 | 0 | 5 |
| Totals | 32-54 | 5-13 | 19-23 | 26 | 23 | 88 | 15 | 12 | 4 | 7 | 200 |
| FG% | 1st Half: 18-29 62.1% | | 2nd Half: 14-25 56.0% | | Game: 59.3% | | | | | | |
| 3FG% | 1st Half: 2-6 33.3% | | 2nd Half: 3-7 42.9% | | Game: 38.5% | | | | | | |
| FT% | 1st Half: 12-14 85.7% | | 2nd Half: 7-9 77.8% | | Game: 82.6% | | | | | | |

| Score by Periods | 1st | 2nd | Total |
|------------------|-----|-----|-------|
| Georgia Tech | 36 | 41 | 77 |
| Florida State | 50 | 38 | 88 |

Officials: Bert Smith, Joe DeRosa, James Breeding

Attendance: 9879

Points in the paint-GT 28, FS 44. Points off turnovers-GT 12, FS 24.

2nd chance points-GT 14, FS 7. Fast break points-GT 4, FS 10.

Bench points-GT 4, FS 21. Score tied-5 times. Lead changed-3 times.

Last FG-GT 2nd-00:49, FS 2nd-00:27.

Largest lead-GT by 3 1st-09:29, FS by 16 2nd-02:15.

GT led for 03:26. FS led for 33:13. Game was tied for 03:21.

GAME 21

Clemson 72, Georgia Tech 70

Jan. 28, 2018 • McCamish Pavilion

Trailing by eight points with less than three minutes to play, Georgia Tech men's basketball battled back to pull even with No. 18 Clemson, only to see the Tigers' Marquise Reed hit the game-winning layup with 25 seconds remaining and hand the Yellow Jackets a 72-70 defeat at McCamish Pavilion.

Down 68-60 with 2:33 to go, Josh Okogie scored all 10 of Georgia Tech's points during a 10-2 run over the next 1:52 and knotted the score at 70 apiece on a pair of free throws with 41 seconds remaining.

However, on the ensuing possession, the Tigers regained the lead on Reed's go-ahead basket off a drive down the left side of the key.

Georgia Tech had two chances to win the game or send it to overtime but Okogie missed a shot amidst heavy traffic in the lane with seven seconds to go and, after a missed free throw by Reed with three seconds remaining, the Yellow Jackets weren't able to get a shot off before the final buzzer.

Tech scored the game's first seven points, led by as many as 12 points in the first half and held a 38-30 advantage with just 1:30 to go before halftime. However, Clemson scored the game's next 13 points to take a 43-38 lead early in the second half and the Jackets never regained the lead.

Punctuating the difference between the early and late stages of the game, Georgia Tech never trailed in the first 22:12 of the game and never led in the final 17:48. After making 12 of their first 16 shots (75 percent), the Jackets shot just 36.1 percent (13-of-36) the rest of the way.

Okogie led all scorers with 26 points on 7-of-10 shooting from the field and 10-of-12 shooting from the free-throw line.

Clemson's Gabe Devoe paced the Tigers with a career-high 25 points on 10-of-15 shooting, including 5-of-8 from three-point land.

CLEMSON (17-4, 6-3 ACC)

| Player | FG-A | 3P-A | FT-A | Reb | PF | Pts | A | TO | Bk | S | MIN |
|--------------------|-----------------------|--------------|-----------------------|-----------|-------------|-----------|-----------|----------|----------|----------|------------|
| Simms, Aamin* | 2-8 | 0-3 | 1-2 | 5 | 1 | 5 | 0 | 0 | 1 | 0 | 30 |
| Thomas, Elijah* | 4-10 | 0-0 | 1-1 | 5 | 5 | 9 | 0 | 0 | 0 | 0 | 19 |
| Reed, Marquise* | 6-14 | 1-4 | 0-1 | 5 | 2 | 13 | 11 | 2 | 0 | 3 | 38 |
| Mitchell, Shelton* | 5-9 | 4-6 | 3-3 | 3 | 3 | 17 | 2 | 3 | 0 | 0 | 31 |
| Devoe, Gabe* | 10-15 | 5-8 | 0-0 | 3 | 2 | 25 | 1 | 1 | 0 | 0 | 40 |
| Trapp, Clyde | 0-2 | 0-0 | 0-0 | 1 | 0 | 0 | 0 | 0 | 0 | 0 | 1 |
| Donnal, Mark | 0-0 | 0-0 | 1-2 | 4 | 3 | 1 | 0 | 0 | 0 | 0 | 17 |
| William, Malik | 1-1 | 0-0 | 0-0 | 2 | 2 | 2 | 0 | 0 | 0 | 0 | 4 |
| Spencer, Scott | 0-1 | 0-0 | 0-0 | 1 | 0 | 0 | 0 | 0 | 0 | 0 | 4 |
| Skara, David | 0-2 | 0-0 | 0-0 | 2 | 2 | 0 | 0 | 1 | 0 | 1 | 16 |
| Totals | 28-62 | 10-21 | 6-9 | 33 | 20 | 72 | 14 | 7 | 1 | 4 | 200 |
| FG% | 1st Half: 13-33 39.4% | | 2nd Half: 15-29 51.7% | | Game: 45.2% | | | | | | |
| 3FG% | 1st Half: 7-13 53.8% | | 2nd Half: 3-8 37.5% | | Game: 47.6% | | | | | | |
| FT% | 1st Half: 3-3 100% | | 2nd Half: 3-6 50.0% | | Game: 66.7% | | | | | | |

GEORGIA TECH (10-11, 3-5 ACC)

| Player | FG-A | 3P-A | FT-A | Reb | PF | Pts | A | TO | Bk | S | |
|--------|------|------|------|-----|----|-----|---|----|----|---|--|
|--------|------|------|------|-----|----|-----|---|----|----|---|--|

2017-18 GAME SUMMARIES

GAME 22

Georgia Tech 55, Syracuse 51

Jan. 31, 2018 • McCamish Pavilion

Josh Okogie scored a game-high 20 points, Tadic Jackson scored 15 to reach the 1,000-point mark for his career and Georgia Tech never trailed in a 55-51 win over visiting Syracuse at sold-out McCamish Pavilion.

Tech (11-11, 4-5 ACC) used just six players, with Jackson as the only sub, and Syracuse (15-7, 4-5) deployed seven. Guard Tyus Battle scored 19 points and grabbed nine rebounds to pace the Orange, who lost for the first time in four games.

The Yellow Jackets never trailed, and led 24-21 at halftime, powered chiefly by an 11-2 run early that included 3-point shots by Okogie and Jose Alvarado and a three-point play by Ben Lammers on consecutive possessions.

Lammers finished with 11 points, 12 rebounds, four assists and two blocked shots from the center position, his eighth double-double of the season and 24th of his career.

The Orange trailed by as many as 10 points, missing 15 of their first 18 shots before scoring on three consecutive possessions to close the first half.

Tech took a 44-37 lead on a Jackson layup with 6:56 left. His final points gave the senior guard 1,001 in his career.

Syracuse pulled within a basket twice in the game's final minute, but the Orange struggled to score on a night when they made just 15-of-50 shots (30 percent) and Tech made 21 of 63 (33.3%).

Oshae Brissett had 11 points and eight rebounds for Syracuse.

SYRACUSE (15-7, 4-5 ACC)

| Player | FG-A | 3P-A | FT-A | Reb | PF | Pts | A | TO | Bk | S | MIN |
|------------------|----------------------|-------------|-----------------------|-----------|-------------|-----------|----------|-----------|----------|----------|------------|
| Brissett, Oshae* | 4-10 | 1-3 | 2-3 | 8 | 2 | 11 | 0 | 2 | 1 | 1 | 40 |
| Dolezal, Marek* | 2-2 | 0-0 | 1-2 | 8 | 3 | 5 | 3 | 1 | 1 | 1 | 38 |
| Chukwu, Paschal* | 1-2 | 0-0 | 0-0 | 4 | 2 | 2 | 0 | 2 | 0 | 0 | 21 |
| Howard, Frank* | 4-17 | 2-9 | 1-2 | 4 | 4 | 11 | 2 | 5 | 1 | 1 | 40 |
| Battle, Tyus* | 4-17 | 2-6 | 9-9 | 9 | 1 | 19 | 4 | 3 | 0 | 0 | 40 |
| Moyer, Matthew | 0-0 | 0-0 | 0-0 | 1 | 0 | 0 | 0 | 0 | 0 | 0 | 2 |
| Sidibe, Bourama | 0-2 | 0-0 | 3-4 | 4 | 3 | 3 | 0 | 1 | 2 | 0 | 19 |
| Totals | 15-50 | 5-18 | 16-20 | 40 | 15 | 51 | 9 | 15 | 5 | 3 | 200 |
| FG% | 1st Half: 7-24 29.2% | | 2nd Half: 8-26 30.8% | | Game: 30.0% | | | | | | |
| 3FG% | 1st Half: 3-8 37.5% | | 2nd Half: 2-10 20.0% | | Game: 27.8% | | | | | | |
| FT% | 1st Half: 4-5 80.0% | | 2nd Half: 12-15 80.0% | | Game: 80.0% | | | | | | |

GEORGIA TECH (11-11, 4-5 ACC)

| Player | FG-A | 3P-A | FT-A | Reb | PF | Pts | A | TO | Bk | S | MIN |
|-------------------|----------------------|-------------|-----------------------|-----------|-------------|-----------|-----------|----------|----------|----------|------------|
| Gueye, Abdoulaye* | 0-3 | 0-0 | 0-0 | 5 | 2 | 0 | 0 | 2 | 5 | 1 | 27 |
| Lammers, Ben* | 4-13 | 0-0 | 3-3 | 12 | 3 | 11 | 4 | 0 | 2 | 0 | 40 |
| Alston, Brandon* | 2-7 | 0-2 | 0-0 | 3 | 2 | 4 | 3 | 1 | 0 | 0 | 27 |
| Okogie, Josh* | 7-20 | 3-9 | 3-4 | 6 | 3 | 20 | 2 | 4 | 0 | 4 | 39 |
| Alvarado, Jose* | 1-8 | 1-4 | 2-3 | 4 | 3 | 5 | 5 | 1 | 0 | 4 | 40 |
| Jackson, Tadic | 7-12 | 1-3 | 0-2 | 4 | 2 | 15 | 3 | 0 | 0 | 0 | 27 |
| Totals | 21-63 | 5-18 | 8-12 | 38 | 15 | 55 | 17 | 9 | 7 | 9 | 200 |
| FG% | 1st Half: 9-29 31.0% | | 2nd Half: 12-34 35.3% | | Game: 33.3% | | | | | | |
| 3FG% | 1st Half: 3-9 33.3% | | 2nd Half: 2-9 22.2% | | Game: 27.8% | | | | | | |
| FT% | 1st Half: 3-3 100% | | 2nd Half: 5-9 55.6% | | Game: 66.7% | | | | | | |

| Score by Periods | 1st | 2nd | Total |
|------------------|-----|-----|-------|
| Syracuse | 21 | 30 | 51 |
| Georgia Tech | 24 | 31 | 55 |

Officials: Tim Nestor, Brian O'Connell, John Higgins

Technical fouls: Syracuse-Howard, Frank.

Attendance: 8600 (sellout)

Points in the paint-SU 10, GT 30. Points off turnovers-SU 4, GT 14.

2nd chance points-SU 8, GT 11. Fast break points-SU 7, GT 16.

Bench points-SU 3, GT 15. Score tied-0 times. Lead changed-0 times.

Last FG-SU 2nd-00:36, GT 2nd-00:42.

Largest lead-SU None, GT by 10 1st-08:26.

SU led for 00:00. GT led for 37:45. Game was tied for 02:14.

GAME 23

Boston College 80, Georgia Tech 72 (ot)

Feb. 4, 2018 • Chestnut Hill, Mass.

Ky Bowman scored his only three baskets after halftime during the overtime period and finished with 17 points to carry Boston College to an 80-72 victory over Georgia Tech.

Jordan Chatman scored 19 points for Boston College (14-9, 4-6 ACC), which snapped a three-game losing streak, and John Carlos Reyes had 10 points. Eagles guard Jerome Robinson, who entered leading the league with 23.6 points per in conference games, scored 19 before fouling out with 3:12 to play in regulation.

Ben Lammers paced balanced scoring for Georgia Tech (11-12, 4-6) with 14 points and 12 rebounds. Brandon Alston scored 13 points. Josh Okogie and Jose Alvarado each had 12.

Bowman's drive in the lane pushed BC ahead 73-72 with 2 minutes left in OT. He added a jumper from the right corner and two free throws. BC had tied it on Steffon Mitchell's 3-pointer from the left corner with 35 seconds left in regulation.

After Alvarado was whistled for traveling with 7.2 seconds to play, Bowman turned the ball over before getting a shot off, sending the game to OT.

Trailing by seven with seven minutes to go, Georgia Tech, last in the ACC in 3-pointers made per game, used a 12-2 spree, moving ahead on Tadic Jackson's second straight 3, coming from the left corner with 3:49 left. The Yellow Jackets had hit just two 3s in the game, but connected on three in the closing 4 1/2 minutes.

Trailing by 10 early in the second half, the Eagles - behind Chatman's three from beyond the arc - went on a 15-4 run to take their first lead since the game's opening minute. He nailed a 3 from the left wing to push them ahead.

BC had increased its lead to 55-48 on Chatman's 3-pointer from the left side - in front of the Eagles' bench - with 9:09 to play.

GEORGIA TECH (11-12, 4-6 ACC)

| Player | FG-A | 3P-A | FT-A | Reb | PF | Pts | A | TO | Bk | S | MIN |
|-------------------|-----------------------|-------------|-----------------------|-----------|-------------|-----------|-----------|-----------|----------|----------|------------|
| Gueye, Abdoulaye* | 5-8 | 0-0 | 1-3 | 6 | 4 | 11 | 0 | 2 | 2 | 0 | 31 |
| Lammers, Ben* | 6-10 | 0-0 | 2-4 | 12 | 3 | 14 | 0 | 1 | 3 | 1 | 45 |
| Alston, Brandon* | 6-8 | 1-2 | 0-0 | 1 | 3 | 13 | 1 | 0 | 0 | 1 | 31 |
| Okogie, Josh* | 4-9 | 0-2 | 4-4 | 8 | 5 | 12 | 3 | 1 | 1 | 3 | 36 |
| Alvarado, Jose* | 5-12 | 2-6 | 0-0 | 2 | 4 | 12 | 4 | 4 | 0 | 3 | 45 |
| Jackson, Tadic | 3-9 | 2-3 | 2-2 | 1 | 2 | 10 | 3 | 4 | 0 | 0 | 34 |
| Cole, Evan | 0-1 | 0-1 | 0-0 | 0 | 0 | 0 | 0 | 0 | 0 | 1 | 3 |
| Totals | 29-57 | 5-14 | 9-13 | 31 | 21 | 72 | 11 | 13 | 6 | 9 | 225 |
| FG% | 1st Half: 16-29 55.2% | | 2nd Half: 12-20 60.0% | | Game: 50.9% | | | | | | |
| 3FG% | 1st Half: 2-7 28.6% | | 2nd Half: 3-5 60.0% | | Game: 35.7% | | | | | | |
| FT% | 1st Half: 2-2 100% | | 2nd Half: 6-9 66.7% | | Game: 69.2% | | | | | | |

BOSTON COLLEGE (14-9, 4-6 ACC)

| Player | FG-A | 3P-A | FT-A | Reb | PF | Pts | A | TO | Bk | S | MIN |
|--------------------|-----------------------|--------------|-----------------------|-----------|-------------|-----------|-----------|-----------|----------|----------|------------|
| Mitchell, Steffon* | 2-7 | 1-3 | 3-7 | 10 | 2 | 8 | 4 | 1 | 1 | 1 | 43 |
| Popovic, Nik* | 1-4 | 0-0 | 5-6 | 6 | 1 | 7 | 1 | 1 | 0 | 1 | 23 |
| Bowman, Ky* | 6-13 | 3-6 | 2-2 | 8 | 4 | 17 | 4 | 3 | 0 | 2 | 45 |
| Robinson, Jerome* | 6-11 | 2-2 | 5-6 | 4 | 5 | 19 | 5 | 4 | 0 | 0 | 36 |
| Chatman, Jordan* | 7-18 | 5-12 | 0-0 | 2 | 0 | 19 | 3 | 2 | 0 | 0 | 39 |
| Baker Jr, Vin | 0-0 | 0-0 | 0-0 | 0 | 0 | 0 | 0 | 1 | 0 | 0 | 7 |
| Reyes, John Carlos | 5-7 | 0-0 | 0-0 | 4 | 1 | 10 | 0 | 1 | 0 | 0 | 22 |
| Kraljevic, Luka | 0-1 | 0-0 | 0-0 | 2 | 1 | 0 | 0 | 0 | 0 | 1 | 10 |
| Totals | 27-61 | 11-23 | 15-21 | 38 | 14 | 80 | 17 | 13 | 1 | 5 | 225 |
| FG% | 1st Half: 10-25 40.0% | | 2nd Half: 13-29 44.8% | | Game: 44.3% | | | | | | |
| 3FG% | 1st Half: 6-11 54.5% | | 2nd Half: 5-12 41.7% | | Game: 47.8% | | | | | | |
| FT% | 1st Half: 2-4 50.0% | | 2nd Half: 10-11 90.9% | | Game: 71.4% | | | | | | |

| Score by Periods | 1st | 2nd | OT | Total |
|------------------|-----|-----|----|-------|
| Georgia Tech | 36 | 33 | 3 | 72 |
| Boston College | 28 | 41 | 11 | 80 |

Officials: Bill Covington, John Gaffney, Patrick Adams

Attendance: 4763

Points in the paint-GT 38, BC 26. Points off turnovers-GT 12, BC 14.

2nd chance points-GT 6, BC 8. Fast break points-GT 4, BC 0.

Bench points-GT 10, BC 10. Score tied-5 times. Lead changed-7 times.

Last FG-GT OT-02:19, BC OT-00:27.

Largest lead-GT by 13 1st-05:03, BC by 8 OT-00:20.

GT led for 28:20. BC led for 12:07. Game was tied for 04:33.

GAME 24

Louisville 77, Georgia Tech 54

Feb. 8, 2018 • Louisville, Ky.

Jordan Nwora had 16 points and five of Louisville's 12 3-pointers, Anas Mahmoud added 12 points and Louisville added solid defense to rout Georgia Tech 77-54 and end a three-game losing streak.

Playing their third game in six days and without leading scorer Deng Adel (ankle injury), the Cardinals got contributions from everybody in breaking their slide. A 13-1 run over 3:50 in the first half provided a 24-8 lead and the advantage reached 24 with 4:40 remaining.

Louisville (17-8, 7-5 ACC) finished 27 of 54 from the field and 12 of 20 from behind the arc. The Cardinals also forced 20 turnovers for 21 points.

Ray Spalding and Malik Williams each added 11 points as the Cardinals regularly provided balanced scoring and had 18 assists against just 10 turnovers.

Josh Okogie had 25 points and 10 rebounds for Georgia Tech (11-13, 4-7), which lost for the sixth time in seven games.

Other than the beginning of both halves, the young Yellow Jackets couldn't keep up with Louisville. While they won the boards 36-32 and made 7 of 13 from long range, they also shot just 36 percent and struggled against Louisville's active defense. Jose Alvarado added 11 points.

In the first half, Louisville shut out Tech 17-0 in bench points and 13-1 off 10 turnovers. A three-guard starting lineup of Darius Perry, VJ King and Quentin Snider (seven assists) helped pushed a quick pace, while Nwora was strong from long range. Spalding, despite playing on an injured ankle himself, and Mahmoud controlled the paint.

GEORGIA TECH (11-13, 4-7)

| Player | FG-A | 3P-A | FT-A | Reb | PF | Pts | A | TO | Bk | S | MIN |
|--------------------|----------------------|-------------|-----------------------|-----------|-------------|-----------|-----------|-----------|----------|----------|------------|
| Gueye, Abdoulaye* | 2-9 | 0-0 | 2-2 | 9 | 4 | 6 | 3 | 2 | 3 | 2 | 39 |
| Lammers, Ben* | 1-8 | 0-0 | 0-0 | 4 | 3 | 2 | 0 | 3 | 0 | 0 | 32 |
| Alston, Brandon* | 1-4 | 0-1 | 0-0 | 1 | 1 | 2 | 1 | 4 | 0 | 1 | 14 |
| Okogie, Josh* | 9-18 | 4-6 | 3-5 | 10 | 3 | 25 | 2 | 3 | 0 | 1 | 39 |
| Alvarado, Jose* | 4-6 | 2-3 | 1-1 | 4 | 1 | 11 | 4 | 3 | 0 | 0 | 40 |
| Jackson, Tadic | 1-6 | 1-2 | 1-2 | 5 | 2 | 4 | 0 | 2 | 0 | 2 | 22 |
| Cole, Evan | 2-3 | 0-0 | 0-0 | 0 | 1 | 4 | 0 | 1 | 0 | 0 | 8 |
| Wright, Moses | 0-1 | 0-1 | 0-0 | 0 | 0 | 0 | 0 | 1 | 0 | 0 | 5 |
| Ogbonda, Sylvester | 0-0 | 0-0 | 0-0 | 1 | 1 | 0 | 0 | 1 | 0 | 0 | 1 |
| Totals | 20-55 | 7-13 | 7-10 | 36 | 16 | 54 | 10 | 20 | 3 | 6 | 200 |
| FG% | 1st Half: 6-26 23.1% | | 2nd Half: 14-29 48.3% | | Game: 36.4% | | | | | | |
| 3FG% | 1st Half: 3-4 75.0% | | 2nd Half: 4-9 44.4% | | Game: 53.8% | | | | | | |
| FT% | 1st Half: 1-2 50.0% | | 2nd Half: 6-8 75.0% | | Game: 70.0% | | | | | | |

LOUISVILLE (17-8, 7-5 ACC)

| Player | FG-A | 3P-A | FT-A | Reb | PF | Pts | A | TO | Bk | S | MIN |
|------------------|-----------------------|-----------------------|-------|-----|----|-----|-------------|----|----|----|-----|
| King, VJ* | 2-4 | 0-1 | 1-5 | 2 | 3 | 5 | 2 | 0 | 0 | 2 | 23 |
| Spalding, Ray* | 4-8 | 0-0 | 3-4 | 4 | 2 | 11 | 0 | 0 | 1 | 0 | 21 |
| Mahmoud, Anas* | 6-10 | 0-0 | 0-0 | 7 | 1 | 12 | 1 | 1 | 2 | 2 | 29 |
| Perry, Darius* | 3-6 | 1-2 | 0-0 | 2 | 1 | 7 | 1 | 1 | 0 | 1 | 25 |
| Snider, Quentin* | 0-5 | 0-1 | 4-4 | 2 | 2 | 4 | 7 | 1 | 0 | 0 | 30 |
| Thomas, Lance | 0-0 | 0-0 | 0-0 | 0 | 0 | 0 | 0 | 0 | 0 | 0 | 1 |
| Griffin, Jo | 0-0 | 0-0 | 0-0 | 0 | 0 | 0 | 0 | 0 | 0 | 1 | 1 |
| Williams, Malik | 4-5 | 3-4 | 0-2 | 3 | 2 | 11 | 0 | 0 | 0 | 0 | 14 |
| Redding, Jacob | 0-0 | 0-0 | 0-0 | 0 | 0 | 0 | 0 | 0 | 0 | 0 | 1 |
| Sutton, Dwayne | 1-1 | 1-1 | 2-2 | 3 | 0 | 5 | 2 | 1 | 0 | 1 | 15 |
| McMahon, Ryan | 2-5 | 2-4 | 0-0 | 5 | 1 | 6 | 5 | 3 | 1 | 4 | 19 |
| Nwora, Jordan | 5-10 | 5-7 | 1-2 | 4 | 1 | 16 | 0 | 3 | 1 | 4 | 21 |
| Totals | 27-54 | 12-20 | 11-19 | 32 | 13 | 77 | 18 | 10 | 5 | 15 | 200 |
| FG% | 1st Half: 14-30 46.7% | 2nd Half: 13-24 54.2% | | | | | Game: 50.0% | | | | |
| 3FG% | 1st Half: 6-12 50.0% | 2nd Half: 6-8 75.0% | | | | | Game: 60.0% | | | | |
| FT% | 1st Half: 0-2 0.0% | 2nd Half: 11-17 64.7% | | | | | Game: 57.9% | | | | |

2017-18 GAME SUMMARIES

GAME 25

Duke 80, Georgia Tech 69

Feb. 11, 2018 • McCamish Pavilion

No. 9/8 Duke shot 52.9 percent from the field in the first half, which allowed it to withstand a spirited run in the second half and defeat undermanned Georgia Tech, 80-69, in front of a fourth-straight sellout crowd at McCamish Pavilion.

Hot-shooting Duke (20-5, 8-4 ACC) raced out to a 9-0 lead and led by 26 points early in the second half. However, despite losing starting point guard Jose Alvarado, Georgia Tech (11-14, 4-8 ACC) cut the deficit to 12 with 7:05 to go in the game, drew within 10 on two different occasions and cut it to single digits in the final minute.

Already playing primarily with just a six-man rotation, the Yellow Jackets suffered a huge blow with 8:14 to go in the first half when Alvarado sustained a frightening left elbow injury on a fall to the floor. The elbow was stabilized but Alvarado was transported to a local hospital for further evaluation.

Georgia Tech's Josh Okogie led all scorers with 29 points. Okogie also paced the Yellow Jackets with four assists.

Grayson Allen led Duke with 23 points. The Blue Devils were playing without freshman Marvin Bagley III, the Atlantic Coast Conference's leading scorer and rebounder.

DUKE (20-5, 8-4 ACC)

| Player | FG-A | 3P-A | FT-A | Reb | PF | Pts | A | TO | Bk | S | MIN |
|----------------------|-----------------------|-------------|-----------------------|-----------|-------------|-----------|-----------|-----------|----------|----------|------------|
| Carter Jr., Wendell* | 7-14 | 0-1 | 5-6 | 10 | 4 | 19 | 2 | 2 | 4 | 0 | 34 |
| Bolden, Marques* | 4-7 | 0-0 | 0-0 | 6 | 1 | 8 | 1 | 1 | 0 | 0 | 25 |
| Trent Jr., Gary* | 4-11 | 2-2 | 5-6 | 6 | 4 | 15 | 3 | 1 | 0 | 3 | 30 |
| Allen, Grayson* | 5-14 | 3-10 | 10-10 | 4 | 1 | 23 | 6 | 4 | 0 | 1 | 39 |
| O'Connell, Alex* | 1-4 | 1-2 | 0-0 | 4 | 1 | 3 | 2 | 1 | 1 | 0 | 22 |
| Duval, Trevon | 4-8 | 1-1 | 0-1 | 5 | 3 | 9 | 1 | 1 | 0 | 0 | 25 |
| DeLaurier, Javin | 1-1 | 0-0 | 1-3 | 6 | 3 | 3 | 0 | 0 | 1 | 2 | 18 |
| Goldwire, Jordan | 0-0 | 0-0 | 0-0 | 0 | 0 | 0 | 1 | 0 | 0 | 0 | 4 |
| White, Jack | 0-0 | 0-0 | 0-0 | 0 | 2 | 0 | 0 | 0 | 1 | 0 | 3 |
| Totals | 26-59 | 7-16 | 21-26 | 44 | 19 | 80 | 16 | 11 | 7 | 6 | 200 |
| FG% | 1st Half: 18-34 52.9% | | 2nd Half: 8-25 32.0% | | Game: 44.1% | | | | | | |
| 3FG% | 1st Half: 4-9 44.4% | | 2nd Half: 3-7 42.9% | | Game: 43.8% | | | | | | |
| FT% | 1st Half: 3-5 60.0% | | 2nd Half: 18-21 85.7% | | Game: 80.8% | | | | | | |

GEORGIA TECH (11-14, 4-8 ACC)

| Player | FG-A | 3P-A | FT-A | Reb | PF | Pts | A | TO | Bk | S | MIN |
|-------------------|----------------------|-------------|-----------------------|-----------|-------------|-----------|-----------|-----------|----------|----------|------------|
| Gueye, Abdoulaye* | 0-6 | 0-1 | 0-0 | 4 | 4 | 0 | 0 | 1 | 2 | 0 | 20 |
| Lammers, Ben* | 4-9 | 0-0 | 0-0 | 8 | 2 | 8 | 2 | 0 | 1 | 2 | 36 |
| Alston, Brandon* | 2-5 | 1-3 | 1-1 | 1 | 1 | 6 | 1 | 1 | 0 | 0 | 21 |
| Okogie, Josh* | 7-18 | 4-10 | 11-12 | 6 | 1 | 29 | 4 | 2 | 1 | 2 | 40 |
| Alvarado, Jose* | 0-1 | 0-1 | 0-0 | 0 | 2 | 0 | 0 | 3 | 0 | 0 | 12 |
| Jackson, Tadic* | 3-14 | 0-5 | 1-2 | 3 | 1 | 7 | 3 | 1 | 0 | 1 | 30 |
| Cole, Evan | 3-7 | 1-4 | 3-4 | 5 | 5 | 10 | 2 | 0 | 1 | 0 | 21 |
| Wright, Moses | 3-6 | 1-3 | 2-4 | 7 | 3 | 9 | 2 | 1 | 2 | 1 | 20 |
| Totals | 22-66 | 7-27 | 18-23 | 39 | 19 | 69 | 14 | 10 | 7 | 6 | 200 |
| FG% | 1st Half: 8-29 27.6% | | 2nd Half: 14-37 37.8% | | Game: 33.3% | | | | | | |
| 3FG% | 1st Half: 2-10 20.0% | | 2nd Half: 5-17 29.4% | | Game: 25.9% | | | | | | |
| FT% | 1st Half: 8-9 88.9% | | 2nd Half: 10-14 71.4% | | Game: 78.3% | | | | | | |

| Score by Periods | 1st | 2nd | Total |
|------------------|-----|-----|-------|
| Duke | 43 | 37 | 80 |
| Georgia Tech | 26 | 43 | 69 |

Officials: Joe Lindsay, Tim Nestor, Michael Stephens

Attendance: 8600 (sellout)

Points in the paint-DU 36,GT 22. Points off turnovers-DU 17,GT 11.

2nd chance points-DU 11,GT 16. Fast break points-DU 11,GT 8.

Bench points-DU 12,GT 26. Score tied 0 times. Lead changed 0 times.

Last FG-DU 2nd-04:07, GT 2nd-00:13.

Largest lead-DU by 26 2nd-16:06, GT None.

DU led for 38:41. GT led for 00:00. Game was tied for 01:10.

GAME 26

Wake Forest 79, Georgia Tech 62

Feb. 14, 2018 • Winston-Salem, N.C.

Josh Okogie scored a game-high 20 points, but Doral Moore countered with 17 points and Bryant Crawford added 16 as Wake Forest beat Georgia Tech, 79-62, at the Lawrence Joel Veterans Memorial Coliseum.

The teams combined to hit 20 of their first 35 shots from the field, including an 11-of-19 effort by the Demon Deacons, who snapped a three-game losing streak. Wake Forest (10-16, 3-11 Atlantic Coast Conference) was able to string together a 10-0 run that gave it a 36-26 lead following a Mitchell Wilbekin 3-pointer with 3:43 remaining in the first half.

Wilbekin and Brandon Childress each added 11 points for Wake Forest, which committed a season-low five turnovers - more than eight fewer than its 13.2 season average. Crawford, a junior, tied a season-high by dishing out nine assists without committing a turnover.

Okogie hit 5-of-13 shots from the floor and 10-of-11 from the foul line. Ben Lammers added 14 for Georgia Tech (11-15, 4-9). The Yellow Jackets, who entered Wednesday making a league-worst 4.92 3-pointers a game, connected on only one of its nine attempts from behind the arc.

GEORGIA TECH (11-15, 4-9 ACC)

| Player | FG-A | 3P-A | FT-A | Reb | PF | Pts | A | TO | Bk | S | MIN |
|--------------------|-----------------------|------------|----------------------|-----------|-------------|-----------|-----------|-----------|----------|----------|------------|
| Cole, Evan* | 3-4 | 1-2 | 1-4 | 7 | 1 | 8 | 2 | 1 | 1 | 2 | 35 |
| Gueye, Abdoulaye* | 5-8 | 0-0 | 2-2 | 1 | 4 | 12 | 1 | 2 | 1 | 1 | 27 |
| Lammers, Ben* | 5-9 | 0-0 | 4-4 | 8 | 2 | 14 | 1 | 2 | 1 | 0 | 36 |
| Jackson, Tadic* | 3-4 | 0-0 | 0-0 | 3 | 2 | 6 | 4 | 2 | 0 | 0 | 28 |
| Okogie, Josh* | 5-13 | 0-4 | 10-11 | 5 | 4 | 20 | 1 | 4 | 0 | 1 | 37 |
| Alston, Brandon | 1-2 | 0-1 | 0-0 | 2 | 4 | 2 | 0 | 2 | 0 | 0 | 18 |
| Wright, Moses | 0-3 | 0-2 | 0-3 | 0 | 2 | 0 | 1 | 1 | 0 | 0 | 16 |
| Ogbonda, Sylvester | 0-0 | 0-0 | 0-0 | 0 | 0 | 0 | 0 | 0 | 1 | 0 | 1 |
| Schaefer, Avi | 0-0 | 0-0 | 0-0 | 1 | 0 | 0 | 0 | 0 | 0 | 0 | 1 |
| Rice, Malachi | 0-0 | 0-0 | 0-0 | 0 | 0 | 0 | 0 | 0 | 0 | 0 | 1 |
| Totals | 22-43 | 1-9 | 17-24 | 28 | 19 | 62 | 10 | 14 | 4 | 4 | 200 |
| FG% | 1st Half: 13-26 50.0% | | 2nd Half: 9-17 52.9% | | Game: 51.2% | | | | | | |
| 3FG% | 1st Half: 1-5 20.0% | | 2nd Half: 0-4 0.0% | | Game: 11.1% | | | | | | |
| FT% | 1st Half: 9-9 100% | | 2nd Half: 8-15 53.3% | | Game: 70.8% | | | | | | |

WAKE FOREST (10-16, 3-11 ACC)

| Player | FG-A | 3P-A | FT-A | Reb | PF | Pts | A | TO | Bk | S | MIN |
|---------------------|-----------------------|-------------|-----------------------|-----------|-------------|-----------|-----------|----------|----------|----------|------------|
| Thompson, Terrence* | 0-3 | 0-0 | 2-2 | 2 | 2 | 2 | 0 | 0 | 0 | 0 | 14 |
| Moore, Doral* | 8-11 | 0-0 | 1-4 | 12 | 2 | 17 | 1 | 1 | 0 | 0 | 28 |
| Wilbekin, Mitchell* | 4-7 | 3-6 | 0-0 | 3 | 2 | 11 | 1 | 0 | 0 | 0 | 28 |
| Crawford, Bryant* | 5-9 | 2-4 | 4-4 | 0 | 3 | 16 | 9 | 0 | 0 | 2 | 32 |
| Brown, Chaundee* | 3-7 | 1-2 | 0-0 | 2 | 2 | 7 | 0 | 1 | 0 | 0 | 19 |
| Childress, Brandon | 3-5 | 2-3 | 3-4 | 0 | 0 | 11 | 3 | 1 | 0 | 1 | 21 |
| Woods, Keyshawn | 4-7 | 0-1 | 1-1 | 4 | 1 | 9 | 2 | 0 | 0 | 0 | 24 |
| Mitchell, Donovan | 2-2 | 1-1 | 0-0 | 1 | 2 | 5 | 1 | 0 | 0 | 1 | 11 |
| Eggleston, Melo | 0-3 | 0-0 | 0-0 | 1 | 0 | 0 | 1 | 0 | 1 | 0 | 4 |
| Sarr, Olivier | 0-1 | 0-0 | 0-0 | 1 | 2 | 0 | 0 | 1 | 0 | 1 | 9 |
| Okeke, Sunday | 0-1 | 0-0 | 0-0 | 2 | 1 | 0 | 0 | 0 | 0 | 1 | 6 |
| Bliss, Anthony | 0-2 | 0-0 | 0-0 | 1 | 0 | 0 | 0 | 0 | 0 | 0 | 1 |
| Spivey, Aaron | 0-0 | 0-0 | 1-2 | 0 | 0 | 1 | 0 | 0 | 0 | 0 | 1 |
| Rike, Troy | 0-0 | 0-0 | 0-0 | 0 | 0 | 0 | 0 | 0 | 0 | 0 | 1 |
| Anderson, Britton | 0-1 | 0-0 | 0-0 | 1 | 1 | 0 | 0 | 0 | 0 | 0 | 1 |
| Totals | 29-59 | 9-17 | 12-17 | 30 | 19 | 79 | 17 | 5 | 0 | 6 | 200 |
| FG% | 1st Half: 18-29 62.1% | | 2nd Half: 11-30 36.7% | | Game: 49.2% | | | | | | |
| 3FG% | 1st Half: 6-8 75.0% | | 2nd Half: 3-9 33.3% | | Game: 52.9% | | | | | | |
| FT% | 1st Half: 2-4 50.0% | | 2nd Half: 10-13 76.9% | | Game: 70.6% | | | | | | |

| Score by Periods | 1st | 2nd | Total |
|------------------|-----|-----|-------|
| Georgia Tech | 36 | 26 | 62 |
| Wake Forest | 44 | 35 | 79 |

Officials: Ted Valentine, Bill Covington, Jr., Jerry Healer

Attendance: 6133

Points in the paint-GT 32,WF 34. Points off turnovers-GT 10,WF 15.

2nd chance points-GT 6,WF 7. Fast break points-GT 6,WF 11.

Bench points-GT 2,WF 26. Score tied 4 times. Lead changed 2 times.

Last FG-GT 2nd-02:25, WF 2nd-03:13.

Largest lead-GT by 2 1st-10:50, WF by 21 2nd-03:13.

GT led for 01:06. WF led for 35:10. Game was tied for 03:43.

GAME 27

Virginia Tech 76, Georgia Tech 56

Feb. 17, 2018 • McCamish Pavilion

Virginia Tech shot 52.8 percent from the field in a 76-56 win over Georgia Tech on Saturday afternoon at sold-out McCamish Pavilion.

Both teams were red-hot coming out of the gates, as Georgia Tech made five of its first six shots and Virginia Tech started 5-of-8. Georgia Tech's Tadic Jackson keyed the Yellow Jackets' early spurt with four buckets in the first four minutes of the game (including three three-pointers), which helped stake the Jackets to a 14-8 lead.

However, it was all Virginia Tech from that point on. The Hokies closed the first half on an 18-6 run to take a 43-29 halftime lead and opened the second period with a 30-9 spurt that saw their lead balloon to as large as 35 points. VT, which was shooting 66.7 percent from the field with less than 10 minutes to go in the game, made 28-of-53 shots for the contest and scored 24 points on fast breaks.

Playing in front of three busloads of fans from his hometown of Tifton, Ga., Jackson led Georgia Tech (11-16, 4-10 ACC) with 13 points. Jackson's brother, Tyrie, is a redshirt-freshman guard for Virginia Tech. The younger Jackson scored six points in 16 minutes of action.

Justin Robinson led Virginia Tech (19-8, 8-6 ACC) with 18 points.

The game was essentially decided in the first 20 minutes. Virginia Tech, ranked fifth nationally in field-goal percentage, assisted on 14 of 16 baskets before halftime and buried Georgia Tech's offense after it jumped out to a six-point lead in the first four minutes.

VIRGINIA TECH (19-8, 8-6 ACC)

| Player | FG-A | 3P-A | FT-A | Reb | PF | Pts | A | TO | Bk | S | MIN |
|------------------------|-----------------------|-------------|-----------------------|-----------|-------------|-----------|-----------|-----------|----------|----------|------------|
| Alexander-Walker, N* | 6-9 | 2-2 | 0-0 | 6 | 1 | 14 | 1 | 0 | 2 | 1 | 21 |
| Blackshear Jr., Kerry* | 3-3 | 0-0 | 1-3 | 8 | 3 | 7 | 2 | 0 | 0 | 4 | 24 |
| Robinson, Justin* | 4-5 | 3-3 | 7-8 | 1 | 1 | 18 | 4 | 3 | 0 | 2 | 23 |
| Bibbs, Justin* | 4-9 | 2-5 | 0-1 | 1 | 0 | 10 | 4 | 1 | 0 | 1 | 24 |
| Wilson, Devin* | 3-4 | 0-1 | 0-0 | 2 | 1 | 6 | 4 | 0 | 0 | 0 | 16 |
| Jackson, Tyrie | 2-7 | 0-1 | 2-2 | 2 | 1 | 6 | 0 | 3 | 0 | 1 | 16 |
| Bede, Wabissa | 1-3 | 0-0 | 1-2 | 3 | 2 | 3 | 3 | 0 | 0 | 0 | 16 |
| Hill, Ahmed | 1-4 | 1-3 | 0-0 | 1 | 2 | 3 | 1 | 0 | 0 | 0 | 18 |
| Home, PJ | 1-2 | 0-0 | 0-0 | 5 | 5 | 2 | 0 | 3 | 0 | 0 | 15 |
| Clarke, Chris | 3-5 | 0-0 | 1-2 | 3 | 2 | 7 | 2 | 0 | 0 | 0 | 24 |
| Fullard, Nick | 0-1 | 0-0 | 0-0 | 0 | 1 | 0 | 0 | 0 | 0 | 0 | 2 |
| Ammerman, Justin | 0-1 | 0-1 | 0-1 | 0 | 0 | 0 | 0 | 1 | 0 | 0 | 1 |
| Totals | 28-53 | 8-16 | 12-19 | 36 | 19 | 76 | 21 | 13 | 2 | 9 | 200 |
| FG% | 1st Half: 16-27 59.3% | | 2nd Half: 12-26 46.2% | | Game: 52.8% | | | | | | |
| 3FG% | 1st Half: 7-13 53.8% | | 2nd Half: 1-3 33.3% | | Game: 50.0% | | | | | | |
| FT% | 1st Half: 4-9 44.4% | | 2nd Half: 8-10 80.0% | | Game: 63.2% | | | | | | |

GEORGIA TECH (11-16, 4-10 ACC)

| Player | FG-A | 3P-A | FT-A | Reb | PF | Pts | A | TO | Bk | S | MIN |
|---------------------|-----------------------|------|-------|-----------------------|----|-----|-------------|----|----|---|-----|
| Cole, Evan* | 2-3 | 1-1 | 0-0 | 3 | 5 | 5 | 0 | 1 | 0 | 0 | 20 |
| Gueye, Abdoulaye* | 2-2 | 0-0 | 2-4 | 5 | 1 | 6 | 1 | 1 | 0 | 0 | 22 |
| Lammers, Ben* | 2-4 | 0-0 | 0-0 | 3 | 1 | 4 | 1 | 2 | 2 | 0 | 29 |
| Jackson, Tadic* | 6-17 | 3-9 | 2-2 | 2 | 3 | 17 | 2 | 1 | 1 | 1 | 32 |
| Okrogie, Josh* | 2-14 | 0-8 | 6-7 | 3 | 3 | 10 | 1 | 3 | 1 | 1 | 37 |
| Aiston, Brando | 4-0 | 0-3 | 0-2 | 2 | 1 | 0 | 4 | 1 | 0 | 1 | 21 |
| Wright, Moses | 3-8 | 0-4 | 1-1 | 8 | 1 | 7 | 0 | 1 | 0 | 2 | 28 |
| Ogbonoda, Sylvester | 3-3 | 0-0 | 1-3 | 4 | 2 | 7 | 0 | 1 | 1 | 0 | 10 |
| Rice, Malachi | 0-0 | 0-0 | 0-0 | 0 | 0 | 0 | 0 | 0 | 0 | 0 | 1 |
| Totals | 20-55 | 4-25 | 12-19 | 30 | 17 | 56 | 9 | 12 | 5 | 5 | 200 |
| FG% | 1st Half: 12-28 42.9% | | | 2nd Half: 8-27 29.6% | | | Game: 36.4% | | | | |
| 3FG% | 1st Half: 3-13 23.1% | | | 2nd Half: 1-12 8.3% | | | Game: 16.0% | | | | |
| FT% | 1st Half: 2-2 100% | | | 2nd Half: 10-17 58.8% | | | Game: 63.2% | | | | |

2017-18 GAME SUMMARIES

GAME 28

Virginia 65, Georgia Tech 54

Feb. 21, 2018 • Charlottesville, Va.

Despite a game-high 22 points from senior Ben Lammers, Georgia Tech men's basketball was unable to upend first-ranked Virginia, falling 65-54, at John Paul Jones Arena.

With his performance, Lammers became the 45th player in program history to reach the 1,000-point plateau, to help the Yellow Jackets (11-17, 4-11 ACC) trail by no more than 12 overall and by just one at halftime as the first 20 minutes were played within six points.

In the defensive-minded game, the Cavaliers (25-2, 14-1 ACC) had just one player in double figures as Ty Jerome scored 18 points on just 5-of-9 shooting (4-of-6 from three-point range). Despite the lack of high scorers, the Cavaliers shot an ultra-efficient 47.8 percent from the field and 50 percent from downtown to keep the Jackets at bay.

Joining Lammers in double digits on offense for Tech was Tadic Jackson who finished with 15 points on 6-of-14 shooting and three key three-pointers. On the boards, Moses Wright and Lammers both led Tech with seven total boards, while Josh Okogie hauled in six.

In an evenly matched statistical game, Virginia did hold a significant advantage in bench points (19-4) over the injury-riddled Yellow Jackets, while both teams played to an even 26-26 points in the paint. Georgia Tech did manage to shoot 43.1 percent from the field and score 54 points, one of six ACC teams to accomplish the feat against the league's leading scoring defense.

GEORGIA TECH (11-17, 4-11 ACC)

| Player | FG-A | 3P-A | FT-A | Reb | PF | Pts | A | TO | Bk | S | MIN |
|--------------------|-----------------------|-------------|-----------------------|-----------|-------------|-----------|-----------|----------|----------|----------|------------|
| Cole, Evan* | 0-1 | 0-0 | 0-0 | 2 | 3 | 0 | 2 | 1 | 0 | 0 | 17 |
| Wright, Moses* | 3-7 | 0-1 | 0-0 | 7 | 5 | 6 | 0 | 2 | 0 | 2 | 35 |
| Lammers, Ben* | 9-15 | 0-0 | 4-6 | 7 | 0 | 22 | 2 | 0 | 1 | 0 | 39 |
| Jackson, Tadic* | 6-14 | 3-8 | 0-0 | 1 | 3 | 15 | 1 | 1 | 1 | 1 | 38 |
| Okogie, Josh* | 3-10 | 1-3 | 0-0 | 6 | 3 | 7 | 4 | 0 | 1 | 1 | 40 |
| Alston, Brandon | 1-4 | 0-1 | 2-2 | 2 | 2 | 4 | 2 | 1 | 0 | 1 | 27 |
| Ogbonna, Sylvester | 0-0 | 0-0 | 0-0 | 0 | 0 | 0 | 0 | 1 | 0 | 0 | 1 |
| Gueye, Abdoulaye | 0-0 | 0-0 | 0-0 | 0 | 0 | 0 | 0 | 0 | 0 | 0 | 3 |
| Totals | 22-51 | 4-13 | 6-8 | 25 | 16 | 54 | 11 | 6 | 3 | 5 | 200 |
| FG% | 1st Half: 12-26 46.2% | | 2nd Half: 10-25 40.0% | | Game: 43.1% | | | | | | |
| 3FG% | 1st Half: 3-7 42.9% | | 2nd Half: 1-6 16.7% | | Game: 30.8% | | | | | | |
| FT% | 1st Half: 3-4 75.0% | | 2nd Half: 3-4 75.0% | | Game: 75.0% | | | | | | |

VIRGINIA (25-2, 14-1 ACC)

| Player | FG-A | 3P-A | FT-A | Reb | PF | Pts | A | TO | Bk | S | MIN |
|------------------|-----------------------|-------------|-----------------------|-----------|-------------|-----------|-----------|----------|----------|----------|------------|
| Wilkins, Isaiah* | 3-3 | 0-0 | 1-2 | 5 | 2 | 7 | 1 | 0 | 1 | 1 | 25 |
| Salt, Jack* | 3-6 | 0-0 | 0-1 | 6 | 0 | 6 | 0 | 0 | 1 | 0 | 17 |
| Hall, Devon* | 2-9 | 1-3 | 2-2 | 5 | 3 | 7 | 3 | 1 | 0 | 0 | 32 |
| Guy, Kyle* | 3-8 | 2-4 | 0-0 | 2 | 1 | 8 | 0 | 1 | 0 | 0 | 35 |
| Jerome, Ty* | 5-9 | 4-6 | 4-4 | 3 | 3 | 18 | 5 | 2 | 0 | 2 | 38 |
| Hunter, DeAndre | 3-8 | 0-1 | 3-6 | 5 | 0 | 9 | 2 | 0 | 1 | 1 | 28 |
| Johnson, Nigel | 0-1 | 0-0 | 1-2 | 1 | 0 | 1 | 1 | 0 | 0 | 0 | 10 |
| Diakite, Mamadi | 4-4 | 0-0 | 1-1 | 2 | 3 | 9 | 0 | 1 | 1 | 1 | 15 |
| Totals | 23-48 | 7-14 | 12-18 | 31 | 12 | 65 | 12 | 6 | 4 | 5 | 200 |
| FG% | 1st Half: 12-26 46.2% | | 2nd Half: 11-22 50.0% | | Game: 47.9% | | | | | | |
| 3FG% | 1st Half: 3-8 37.5% | | 2nd Half: 4-6 66.7% | | Game: 50.0% | | | | | | |
| FT% | 1st Half: 4-7 57.1% | | 2nd Half: 8-11 72.7% | | Game: 66.7% | | | | | | |

Score by Periods

| | 1st | 2nd | Total |
|--------------|-----|-----|-------|
| Georgia Tech | 30 | 24 | 54 |
| Virginia | 31 | 34 | 65 |

Officials: Jamie Luckie, Pat Adams, A.J. Desai

Attendance: 13873

GT: Moses Wright fouled out at 1:48 (II)

Points in the paint: GT 26, VA 26. Points off turnovers: GT 5, VA 9.

2nd chance points: GT 4, VA 10. Fast break points: GT 2, VA 0.

Bench points: GT 4, VA 19. Score tied 7 times. Lead changed 4 times.

Last FG: GT 2nd-04:06, VA 2nd-04:22.

Largest lead: GT by 3 1st-06:57, VA by 12 2nd-04:22.

GT led for 03:16, VA led for 32:17. Game was tied for 04:17.

GAME 29

Clemson 75, Georgia Tech 67

Feb. 24, 2018 • Clemson, S.C.

Georgia Tech went cold over the final 10 minutes and watched an 11-point lead evaporate on the way to a 75-67 loss to No. 15 Clemson Saturday afternoon at Littlejohn Coliseum. Josh Okogie, who missed a big chunk of that time after collecting his fourth foul, finished with a team-high 22 points.

Gabe DeVoe scored 25 points and Shelton Mitchell added 14 as he returned from two games missed with a concussion, and Tigers (21-7, 10-6 Atlantic Coast) ended the game on a 29-14 run after Okogie picked up his fourth foul for the Yellow Jackets (11-18, 4-12) with 11:44 to go.

Tech missed 11 of its last 12 shots and turned the ball over four times in the final seven minutes to lose their seventh straight game and 11th of 12. The Tigers ended a three-game losing streak, two of them while Mitchell was recovering from a concussion at Florida State on Feb. 14.

The Yellow Jackets took a 49-38 lead on a 3-pointer by Evan Cole with 15:35 left in the game, but foul trouble started creeping up on Georgia Tech, and coach Josh Pastner had to juggle three of his starters with four fouls in the final five minutes. Cole and fellow freshman Moses Wright both fouled out.

DeVoe's 3-pointer with 48 seconds to go closed out an 11-0 run that turned a 61-58 deficit into a 69-61 lead for Clemson. DeVoe's 25 matched his career high he set on Jan. 28 in a 72-70 win at Georgia Tech.

Clemson led by as much as 10 early in the first half, but Georgia Tech rallied and led by four at halftime.

GEORGIA TECH (11-18, 4-12 ACC)

| Player | FG-A | 3P-A | FT-A | Reb | PF | Pts | A | TO | Bk | S | MIN |
|------------------|-----------------------|-------------|-----------------------|-----------|-------------|-----------|-----------|-----------|----------|----------|------------|
| Cole, Evan* | 3-6 | 2-3 | 0-0 | 5 | 5 | 8 | 2 | 0 | 1 | 1 | 34 |
| Wright, Moses* | 2-10 | 0-3 | 4-5 | 6 | 5 | 8 | 2 | 2 | 0 | 1 | 30 |
| Lammers, Ben* | 5-12 | 0-0 | 1-2 | 7 | 4 | 11 | 3 | 3 | 2 | 0 | 35 |
| Jackson, Tadic* | 4-16 | 3-6 | 2-2 | 3 | 4 | 13 | 2 | 3 | 0 | 1 | 40 |
| Okogie, Josh* | 8-12 | 3-4 | 3-3 | 8 | 4 | 22 | 6 | 3 | 1 | 2 | 35 |
| Alston, Brandon | 1-3 | 1-2 | 0-0 | 1 | 3 | 3 | 0 | 1 | 0 | 1 | 21 |
| Gueye, Abdoulaye | 1-2 | 0-0 | 0-0 | 1 | 0 | 2 | 1 | 0 | 0 | 0 | 5 |
| Rice, Malachi | 0-0 | 0-0 | 0-0 | 0 | 0 | 0 | 0 | 0 | 0 | 0 | 0+ |
| Totals | 24-61 | 9-18 | 10-12 | 33 | 25 | 67 | 16 | 13 | 4 | 6 | 200 |
| FG% | 1st Half: 13-27 48.1% | | 2nd Half: 11-34 32.4% | | Game: 39.3% | | | | | | |
| 3FG% | 1st Half: 6-8 75.0% | | 2nd Half: 3-10 30.0% | | Game: 50.0% | | | | | | |
| FT% | 1st Half: 5-5 100% | | 2nd Half: 5-7 71.4% | | Game: 83.3% | | | | | | |

CLEMSON (21-7, 10-6 ACC)

| Player | FG-A | 3P-A | FT-A | Reb | PF | Pts | A | TO | Bk | S | MIN |
|-------------------|-----------------------|-------------|-----------------------|-----------|-------------|-----------|-----------|-----------|----------|----------|------------|
| Skara, David* | 1-2 | 0-1 | 0-0 | 5 | 2 | 2 | 1 | 1 | 0 | 2 | 29 |
| Simms, Aamin* | 1-2 | 0-0 | 0-0 | 6 | 1 | 2 | 0 | 1 | 1 | 1 | 17 |
| Donnal, Mark* | 3-5 | 0-1 | 0-0 | 0 | 4 | 6 | 0 | 0 | 0 | 0 | 15 |
| Reed, Marcquise* | 3-9 | 1-4 | 6-6 | 2 | 0 | 13 | 5 | 2 | 0 | 0 | 37 |
| DeVoe, Gabe* | 7-13 | 4-7 | 7-9 | 6 | 2 | 25 | 1 | 1 | 0 | 0 | 38 |
| Trapp, Clyde | 0-2 | 0-2 | 0-0 | 0 | 1 | 0 | 0 | 0 | 0 | 0 | 5 |
| Mitchell, Shelton | 4-7 | 0-2 | 6-6 | 3 | 1 | 14 | 2 | 2 | 0 | 1 | 32 |
| Thomas, Elijah | 4-7 | 0-0 | 5-9 | 7 | 4 | 13 | 0 | 2 | 2 | 1 | 25 |
| Spencer, Scott | 0-0 | 0-0 | 0-0 | 0 | 1 | 0 | 1 | 0 | 1 | 0 | 2 |
| Totals | 23-47 | 5-17 | 24-30 | 30 | 16 | 75 | 10 | 10 | 3 | 5 | 200 |
| FG% | 1st Half: 12-27 44.4% | | 2nd Half: 11-20 55.0% | | Game: 48.9% | | | | | | |
| 3FG% | 1st Half: 4-13 30.8% | | 2nd Half: 1-4 25.0% | | Game: 29.4% | | | | | | |
| FT% | 1st Half: 5-6 83.3% | | 2nd Half: 19-24 79.2% | | Game: 80.0% | | | | | | |

Score by Periods

| | 1st | 2nd | Total |
|--------------|-----|-----|-------|
| Georgia Tech | 37 | 30 | 67 |
| Clemson | 33 | 42 | 75 |

Officials: Les Jones, Jeffrey Anderson, Mike Stuart

Attendance: 9000

Points in the paint: GT 26, CU 24. Points off turnovers: GT 10, CU 13.

2nd chance points: GT 17, CU 8. Fast break points: GT 2, CU 4.

Bench points: GT 5, CU 27. Score tied 5 times. Lead changed 5 times.

Last FG: GT 2nd-00:19, CU 2nd-00:48.

Largest lead: GT by 11 2nd-18:09, CU by 10 1st-12:56.

GT led for 18:58, CU led for 17:38. Game was tied for 03:24.

GAME 30

Georgia Tech 78, NC State 75

March 1, 2018 • McCamish Pavilion

Tadic Jackson scored 22 points, Ben Lammers added 20, including eight straight late in the game, and Georgia Tech beat N.C. State 78-75 to end its seven-game losing streak.

Georgia Tech (12-18, 5-12 Atlantic Coast Conference) had lost 11 of 12 before taking its first win since beating Syracuse on Jan. 31.

Josh Okogie had 18 points for Georgia Tech, including a 3-pointer for a 78-72 lead. Braxton Beverly cut the lead to three points with a 3-pointer but missed two 3s on the Wolfpack's final possession.

N.C. State (20-10, 10-7) had its four-game winning streak end.

Allerik Freeman scored 19 points, including 14 in the second half, to lead the Wolfpack. Omer Yurtseven had 17 points and nine rebounds.

N.C. State took its last lead at 72-71 on a jumper by Torin Dorn, who had 18 points. Lammers answered with a basket and added a layup on Georgia Tech's next possession for a 75-72 lead, giving him eight straight points for the Yellow Jackets.

Yurtseven blocked a shot by Okogie on Georgia Tech's first possession, and the Wolfpack scored the game's first seven points. Jackson and Moses Wright committed turnovers before the Yellow Jackets' first points on a 3-pointer by Jackson.

A 3-pointer by Okogie pulled Georgia Tech to within one point at 24-23. Yurtseven answered with back-to-back baskets, followed by a layup by Freeman, as N.C. State stretched the lead back to seven points.

Georgia Tech pulled even at 55-all on a layup by Brandon Alston and took its first lead on Alston's 3-pointer on the Yellow Jackets' next possession.

NC STATE (20-10, 10-7 ACC)

| Player | FG-A | 3P-A | FT-A | Reb | PF | Pts | A | TO | Bk | S | MIN |
|-------------------|-----------------------|-------------|-----------------------|-----------|-------------|-----------|-----------|-----------|----------|----------|------------|
| Yurtseven, Omer* | 7-16 | 1-1 | 2-4 | 9 | 2 | 17 | 1 | 0 | 1 | 0 | 35 |
| Dorn, Torin* | 7-15 | 0-2 | 4-4 | 7 | 3 | 18 | 2 | 0 | 0 | 1 | 29 |
| Beverly, Braxton* | 5-8 | 3-5 | 0-0 | 2 | 3 | 13 | 6 | 1 | 0 | 1 | 37 |
| Johnson, Markell* | 2-5 | 0-1 | 0-0 | 1 | 3 | 4 | 5 | 5 | 0 | 1 | 18 |
| Freeman, Allerik* | 7-16 | 3-4 | 2-2 | 0 | 2 | 19 | 1 | 4 | 0 | 2 | 40 |
| Abu, Abdul-Malik | 1-3 | 0-0 | 0-0 | 3 | 3 | 2 | 0 | 1 | 0 | 0 | 11 |
| Freeman, Lennard | 0-1 | 0-0 | 0-0 | 1 | 1 | 0 | 0 | 0 | 0 | 1 | 5 |
| Batts, Lavar | 0-0 | 0-0 | 0-0 | 1 | 0 | 0 | 0 | 0 | 0 | 0 | 4 |
| Hunt, Sam | 0-1 | 0-1 | 2-2 | 2 | 1 | 2 | 0 | 0 | 0 | 1 | 21 |
| Totals | 29-65 | 7-14 | 10-12 | 35 | 19 | 75 | 15 | 11 | 1 | 7 | 200 |
| FG% | 1st Half: 14-35 40.0% | | 2nd Half: 15-30 50.0% | | Game: 44.6% | | | | | | |
| 3FG% | 1st Half: 3-6 50.0% | | 2nd Half: 4-8 50.0% | | Game: 50.0% | | | | | | |
| FT% | 1st Half: 7-9 77.8% | | 2nd Half: 3-3 100% | | Game: 83.3% | | | | | | |

GEORGIA TECH (12-18, 5-12 ACC)

| Player | FG-A | 3P-A | FT-A | Reb | PF | Pts | A | TO | Bk | S | MIN |
|------------------|-----------------------|------|-----------------------|-----|-------------|-----|----|----|----|---|-----|
| Cole, Evan* | 3-5 | 0-0 | 1-4 | 5 | 3 | 7 | 0 | 1 | 1 | 0 | 31 |
| Wright, Moses* | 1-9 | 0-3 | 2-4 | 4 | 2 | 4 | 1 | 4 | 2 | 0 | 23 |
| Lammers, Ben* | 9-13 | 0-0 | 2-2 | 9 | 3 | 20 | 7 | 1 | 2 | 4 | 38 |
| Jackson, Tadic* | 10-19 | 2-4 | 0-0 | 5 | 2 | 22 | 5 | 3 | 1 | 1 | 39 |
| Okogie, Josh* | 6-11 | 3-4 | 3-6 | 6 | 0 | 18 | 2 | 5 | 0 | 1 | 40 |
| Alston, Brandon | 3-4 | 1-1 | 0-1 | 1 | 0 | 7 | 3 | 0 | 0 | 0 | 27 |
| Gueye, Abdoulaye | 0-1 | 0-0 | 0-0 | 0 | 0 | 0 | 0 | 0 | 0 | 1 | 0 |
| Totals | 32-62 | 6-12 | 8-17 | 34 | 10 | 78 | 18 | 14 | 7 | 6 | 200 |
| FG% | 1st Half: 12-30 40.0% | | 2nd Half: 20-32 62.5% | | Game: 51.6% | | | | | | |
| 3FG% | 1st Half: 3-7 42.9% | | 2nd Half: 3-5 60.0% | | Game: 50.0% | | | | | | |
| FT% | 1st Half: 4-11 36.4% | | 2nd Half: 4-6 66.7% | | Game: 47.1% | | | | | | |

2017-18 GAME SUMMARIES

GAME 31

Georgia Tech 64, Wake Forest 56

March 3, 2018 • McCamish Pavilion

Josh Okogie scored 22 points, including six free throws in the final 17 seconds, to lead Georgia Tech to a 64-56 win over Wake Forest in the regular-season finale for both teams.

Georgia Tech (13-18, 6-12 Atlantic Coast Conference) closed the regular season with two straight wins, and claimed the No. 13 seed in the ACC Tournament. The Yellow Jackets ended a seven-game losing streak with Thursday night's 78-75 win over North Carolina State.

Bryant Crawford had 22 points and Doral Moore had 12 points and 13 rebounds for Wake Forest (11-19, 4-14).

A 3-point play by Crawford with 54.9 seconds remaining cut Georgia Tech's lead to 58-56. Crawford then forced a jump ball, giving possession to Wake Forest with 36.9 seconds left. Driving for a potential tying layup, Crawford was called for a charge, drawn by Okogie.

Okogie made 11 of 12 free throws, including each of his six attempts in the final minute to seal the win.

Crawford returned to scoring form after being held to six points in a loss to Notre Dame last week - only his second game under 10 points this season.

In a game with nine lead changes and six ties, the Yellow Jackets finally took the lead for good following the last tie at 46-all. Jackson scored on a drive, giving him seven straight points for Georgia Tech. A basket by Evan Cole, who had 10 points, and two free throws by Okogie gave the Yellow Jackets a 52-46 lead.

Senior center Ben Lammers faced a difficult matchup in his final home game for Georgia Tech. Moore, the 7-foot-1 junior from Atlanta, made each of his first four shots from the field. He scored the Demon Deacons' first four points and had nine points and 10 rebounds in the first half.

Lammers had six points and four rebounds.

WAKE FOREST (11-19, 4-14 ACC)

| Player | FG-A | 3P-A | FT-A | Reb | PF | Pts | A | TO | Bk | S | MIN |
|---------------------|-----------------------|-------------|----------------------|-----------|-------------|-----------|-----------|-----------|----------|-----------|------------|
| Thompson, Terrence* | 0-3 | 0-0 | 0-0 | 1 | 1 | 0 | 0 | 0 | 0 | 1 | 11 |
| Moore, Doral* | 5-6 | 0-0 | 2-6 | 13 | 1 | 12 | 0 | 2 | 5 | 1 | 32 |
| Wilbekin, Mitchell* | 1-4 | 1-3 | 0-0 | 1 | 2 | 3 | 1 | 0 | 0 | 1 | 15 |
| Crawford, Bryant* | 7-15 | 2-5 | 6-7 | 1 | 4 | 22 | 3 | 8 | 0 | 1 | 35 |
| Brown, Chaundee* | 1-9 | 1-6 | 0-2 | 6 | 2 | 3 | 3 | 2 | 0 | 2 | 32 |
| Childress, Brandon | 2-9 | 2-4 | 0-0 | 1 | 3 | 6 | 4 | 3 | 0 | 1 | 20 |
| Woods, Keyshawn | 0-4 | 0-1 | 0-0 | 3 | 2 | 0 | 3 | 3 | 0 | 0 | 19 |
| Mitchell, Donovan | 2-5 | 2-3 | 2-2 | 5 | 5 | 8 | 0 | 1 | 1 | 2 | 24 |
| Sarr, Olivier | 1-2 | 0-0 | 0-0 | 2 | 3 | 2 | 1 | 2 | 1 | 1 | 12 |
| Totals | 19-57 | 8-22 | 10-17 | 39 | 23 | 56 | 15 | 22 | 7 | 10 | 200 |
| FG% | 1st Half: 11-30 36.7% | | 2nd Half: 8-27 29.6% | | Game: 33.3% | | | | | | |
| 3FG% | 1st Half: 2-7 28.6% | | 2nd Half: 6-15 40.0% | | Game: 36.4% | | | | | | |
| FT% | 1st Half: 1-6 16.7% | | 2nd Half: 9-11 81.8% | | Game: 58.8% | | | | | | |

GEORGIA TECH (13-18, 6-12 ACC)

| Player | FG-A | 3P-A | FT-A | Reb | PF | Pts | A | TO | Bk | S | MIN |
|--------------------|----------------------|-------------|-----------------------|-----------|-------------|-----------|-----------|-----------|----------|----------|------------|
| Cole, Evan* | 4-8 | 0-3 | 2-3 | 10 | 3 | 10 | 2 | 2 | 2 | 0 | 36 |
| Wright, Moses* | 0-3 | 0-1 | 0-0 | 1 | 2 | 0 | 1 | 3 | 1 | 0 | 9 |
| Lammers, Ben* | 2-7 | 0-1 | 2-2 | 4 | 4 | 6 | 3 | 1 | 2 | 1 | 25 |
| Jackson, Tadic* | 5-14 | 1-6 | 1-3 | 7 | 2 | 12 | 4 | 6 | 0 | 1 | 35 |
| Okogie, Josh* | 5-14 | 1-3 | 11-12 | 6 | 4 | 22 | 3 | 4 | 2 | 5 | 40 |
| Alston, Brandon | 4-6 | 2-3 | 2-4 | 2 | 0 | 12 | 0 | 1 | 1 | 0 | 38 |
| Ogbonda, Sylvester | 0-0 | 0-0 | 0-0 | 0 | 0 | 0 | 0 | 0 | 0 | 0 | 0 |
| Gueye, Abdoulaye | 1-5 | 0-0 | 0-0 | 2 | 2 | 2 | 1 | 0 | 0 | 0 | 17 |
| Totals | 21-57 | 4-17 | 18-24 | 39 | 17 | 64 | 14 | 17 | 8 | 7 | 200 |
| FG% | 1st Half: 8-26 30.8% | | 2nd Half: 13-31 41.9% | | Game: 36.8% | | | | | | |
| 3FG% | 1st Half: 2-8 25.0% | | 2nd Half: 2-9 22.2% | | Game: 23.5% | | | | | | |
| FT% | 1st Half: 8-11 72.7% | | 2nd Half: 10-13 76.9% | | Game: 75.0% | | | | | | |

| Score by Periods | 1st | 2nd | Total |
|------------------|-----|-----|-------|
| Wake Forest | 25 | 31 | 56 |
| Georgia Tech | 26 | 38 | 64 |

Officials: Lee Cassell, Matt Potter, Michael Roberts

Attendance: 7422

Points in the paint-WF 14, GT 30. Points off turnovers-WF 11, GT 19.

2nd chance points-WF 8, GT 7. Fast break points-WF 12, GT 12.

Bench points-WF 16, GT 14. Score tied-6 times. Lead changed-9 times.

Last FG-WF 2nd-00:54, GT 2nd-01:31.

Largest lead-WF by 7 1st-05:19, GT by 8 2nd-02:43.

WF led for 16:36. GT led for 15:20. Game was tied for 08:01.

GAME 32

Boston College 87, Georgia Tech 77

March 6, 2018 • Brooklyn, N.Y.

Despite two late pushes that cut the deficit to seven and then six with under a minute to go, Georgia Tech couldn't complete the comeback, falling to Boston College, 87-77, in the first round of the ACC Tournament.

Senior Tadic Jackson finished with a game-high 29 points and five assists for the Yellow Jackets (13-19) as Ben Lammers finished with 18 points (10-of-12 from the free-throw line) and six rebounds. Josh Okogie was the other Jacket to score in double figures, tallying 14 points as well as six rebounds.

Sophomore forward Nik Popovic scored a career-high 20 points and Jerome Robinson, runner-up for ACC player of the year, added 19 on 5-of-17 shooting for Boston College (18-14). Despite going 2 for 14 from 3-point range, the Eagles never trailed and were in control throughout against a Georgia Tech team that struggled to score all season.

Tadic Jackson had 23 of his 29 points in the second half for the 13th-seeded Yellow Jackets (13-19), who won their final two regular-season games after losing seven straight and 11 of 12. Ben Lammers added 18 points and leading scorer Josh Okogie had 14 on 5-for-20 shooting.

Jordan Chatman chipped in with 13 points for the Eagles, who had lost four of five.

After trailing by 10 at halftime, Georgia Tech missed its first nine field-goal attempts in the second half and the Eagles opened their largest lead, 51-31, on Bowman's three-point play with 13:37 remaining.

The pressing Yellow Jackets forced a flurry of late turnovers and cut the margin to six with 45 seconds left, but Boston College closed it out at the free-throw line.

GEORGIA TECH (13-19)

| Player | FG-A | 3P-A | FT-A | Reb | PF | Pts | A | TO | Bk | S | MIN |
|------------------|-----------------------|-------------|-----------------------|-----------|-------------|-----------|-----------|-----------|----------|----------|------------|
| Cole, Evan* | 1-5 | 0-0 | 0-0 | 5 | 3 | 2 | 0 | 3 | 0 | 1 | 19 |
| Wright, Moses* | 0-6 | 0-3 | 0-0 | 6 | 4 | 0 | 2 | 2 | 0 | 1 | 24 |
| Lammers, Ben* | 4-9 | 0-0 | 10-12 | 6 | 4 | 18 | 3 | 1 | 4 | 2 | 40 |
| Jackson, Tadic* | 13-24 | 2-9 | 1-3 | 0 | 5 | 29 | 5 | 0 | 1 | 2 | 37 |
| Okogie, Josh* | 5-20 | 2-6 | 2-3 | 6 | 4 | 14 | 2 | 4 | 1 | 2 | 38 |
| Alston, Brandon | 2-4 | 1-1 | 1-1 | 3 | 5 | 6 | 1 | 2 | 0 | 0 | 28 |
| Gueye, Abdoulaye | 4-5 | 0-1 | 0-0 | 8 | 4 | 8 | 1 | 1 | 0 | 1 | 14 |
| Totals | 29-73 | 5-20 | 14-19 | 37 | 29 | 77 | 14 | 13 | 6 | 9 | 200 |
| FG% | 1st Half: 10-33 30.3% | | 2nd Half: 19-40 47.5% | | Game: 39.7% | | | | | | |
| 3FG% | 1st Half: 1-7 14.3% | | 2nd Half: 4-13 30.8% | | Game: 25.0% | | | | | | |
| FT% | 1st Half: 5-6 83.3% | | 2nd Half: 9-13 69.2% | | Game: 73.7% | | | | | | |

BOSTON COLLEGE (18-14)

| Player | FG-A | 3P-A | FT-A | Reb | PF | Pts | A | TO | Bk | S | MIN |
|--------------------|-----------------------|-------------|-----------------------|-----------|-------------|-----------|-----------|-----------|----------|----------|------------|
| Popovic, Nik* | 8-11 | 0-0 | 4-7 | 5 | 4 | 20 | 1 | 0 | 0 | 1 | 32 |
| Mitchell, Steffon* | 1-3 | 0-1 | 1-2 | 11 | 1 | 3 | 1 | 3 | 0 | 2 | 37 |
| Bowman, Ky* | 8-13 | 0-2 | 10-13 | 10 | 2 | 26 | 6 | 8 | 0 | 2 | 40 |
| Robinson, Jerome* | 5-17 | 1-4 | 8-9 | 7 | 4 | 19 | 2 | 5 | 1 | 1 | 32 |
| Chatman, Jordan* | 4-10 | 1-5 | 4-4 | 4 | 3 | 13 | 2 | 0 | 0 | 0 | 37 |
| Meznies, Ervins | 0-0 | 0-0 | 0-0 | 2 | 1 | 0 | 1 | 1 | 0 | 0 | 3 |
| Baker Jr, Vin | 1-4 | 0-2 | 2-2 | 2 | 1 | 4 | 0 | 0 | 2 | 0 | 11 |
| Reyes, JohnCarlos | 1-2 | 0-0 | 0-0 | 2 | 2 | 2 | 0 | 0 | 0 | 0 | 8 |
| Totals | 28-60 | 2-14 | 29-37 | 47 | 18 | 87 | 13 | 17 | 3 | 6 | 200 |
| FG% | 1st Half: 15-32 46.9% | | 2nd Half: 13-28 46.4% | | Game: 46.7% | | | | | | |
| 3FG% | 1st Half: 1-8 12.5% | | 2nd Half: 1-6 16.7% | | Game: 14.3% | | | | | | |
| FT% | 1st Half: 5-6 83.3% | | 2nd Half: 24-31 77.4% | | Game: 78.4% | | | | | | |

| Score by Periods | 1st | 2nd | Total |
|------------------|-----|-----|-------|
| Georgia Tech | 26 | 51 | 77 |
| Boston College | 36 | 51 | 87 |

2018 ACC Men's Basketball Tournament - First Round

Officials: Bert Smith, Les Jones, AJ Dasai

Points in the paint-GT 46, BC 40. Points off turnovers-GT 18, BC 10.

2nd chance points-GT 6, BC 6. Fast break points-GT 11, BC 8.

Bench points-GT 14, BC 6. Score tied-2 times. Lead changed-0 times.

Last FG-GT 2nd-00:04, BC 2nd-00:21.

Largest lead-GT None, BC by 20 2nd-13:37.

GT led for 00:00. BC led for 38:09. Game was tied for 01:51.

RECORD BOOK

| | |
|--|--------------|
| Career Records/Leaders | 54-55 |
| Season Records/Leaders | 56-63 |
| Single-Game Records/Highs | 64-69 |
| Career Stats of Notable Players | 70-76 |

CAREER RECORDS

CAREER RECORDS

Most points: 2,232, Rich Yunkus, 1969-71
 Most points per game: 26.6, Rich Yunkus, 1969-71
 Most field goals: 874, Rich Yunkus, 1969-71
 Most field goals attempted: 1,740, Mark Price, 1983-86
 Highest field goal percentage: .620, Lee Goza, 1981-82
 Most 3-point field goals: 351, Dennis Scott, 1988-90
 Most 3-point field goals attempted: 831, Dennis Scott, 1988-90
 Highest 3-point field goal percentage: .440 (73-166), Mark Price, 1983-86 (all in 1982-83, at distance of 17-9)
 Highest 3-point field goal percentage (at current distance): .422 (351-831), Dennis Scott, 1988-90
 Most free throws: 508, Matt Harpring, 1995-98
 Most free throws attempted: 718, Alvin Jones, 1998-01
 Highest free throw percentage: .867, Anthony Morrow, 2005-08
 Most rebounds: 1,205, Malcolm Mackey, 1990-93
 Most rebounds per game: 12.9, Jim Caldwell, 1963-65
 Most assists: 724, Drew Barry, 1993-96
 Most steals: 240, Mark Price, 1983-86
 Most blocked shots: 425, Alvin Jones, 1998-01
 Most games played: 135, Quinton Stephens, 2013-17
 Most games started: 129, Marcus Georges-Hunt, 2013-16
 Most consecutive games started: 126, Mark Price, 1983-86
 Most minutes played: 4,604, Mark Price, 1983-86
 Most personal fouls: 398, John Salley, 1983-86
 Most times fouled out: 24, John Salley, 1983-86

1,000-Point Scorers

| Pl. | Player | G | FG | 3FG | FT | Points | Avg. |
|-----|-------------------------------|-----|-----|-----|-----|--------|------|
| 1. | Rich Yunkus (1969-71) | 84 | 874 | 0 | 484 | 2,232 | 26.6 |
| 2. | Matt Harpring (1995-98) | 124 | 753 | 211 | 508 | 2,225 | 17.9 |
| 3. | Mark Price (1983-86) | 126 | 848 | 73 | 424 | 2,193 | 17.4 |
| 4. | Dennis Scott (1988-90) | 99 | 744 | 351 | 276 | 2,115 | 21.4 |
| 5. | Tom Hammonds (1986-89) | 123 | 853 | 1 | 374 | 2,081 | 16.9 |
| 6. | Travis Best (1992-95) | 124 | 703 | 258 | 393 | 2,057 | 16.6 |
| 7. | James Forrest (1992-95) | 114 | 812 | 3 | 351 | 1,978 | 17.4 |
| 8. | Brian Oliver (1987-90) | 127 | 680 | 105 | 383 | 1,848 | 14.6 |
| 9. | Duane Ferrell (1985-88) | 127 | 720 | 10 | 368 | 1,818 | 14.3 |
| 10. | Malcolm Mackey (1990-93) | 130 | 709 | 0 | 318 | 1,736 | 13.4 |
| 11. | Marcus Georges-Hunt (2013-16) | 130 | 569 | 122 | 468 | 1,728 | 13.3 |
| 12. | Tony Akins (1999-02) | 122 | 529 | 301 | 299 | 1,658 | 13.6 |
| 13. | Roger Kaiser (1959-61) | 80 | 591 | 0 | 446 | 1,628 | 20.4 |
| 14. | B.J. Elder (2002-05) | 122 | 587 | 222 | 220 | 1,616 | 13.2 |
| 15. | Bruce Dalrymple (1984-87) | 126 | 614 | 12 | 348 | 1,588 | 12.6 |
| 16. | John Salley (1983-86) | 125 | 595 | 0 | 397 | 1,587 | 12.7 |
| 17. | Kenny Anderson (1990-91) | 65 | 561 | 113 | 262 | 1,497 | 23.0 |
| 18. | Jim Wood (1974-77) | 106 | 602 | 0 | 255 | 1,459 | 13.8 |
| 19. | Lenny Horton (1977-80) | 107 | 514 | 0 | 338 | 1,411 | 13.2 |
| 20. | Anthony Morrow (2005-08) | 123 | 473 | 258 | 196 | 1,400 | 11.4 |
| 21. | Marvin Lewis (2001-04) | 130 | 468 | 239 | 221 | 1,396 | 10.7 |
| 22. | Bobby Kimmel (1954-57) | 98 | 436 | 0 | 491 | 1,363 | 13.9 |
| 23. | Alvin Jones (1998-01) | 124 | 450 | 0 | 412 | 1,312 | 10.6 |
| 24. | Tico Brown (1977-79) | 81 | 544 | 0 | 220 | 1,308 | 16.1 |
| 25. | Michael Maddox (1995-98) | 126 | 496 | 133 | 178 | 1,303 | 10.3 |
| 26. | Bud Blemker (1957-59) | 78 | 501 | 0 | 264 | 1,266 | 16.2 |
| 27. | Jarrett Jack (2003-05) | 101 | 406 | 93 | 360 | 1,265 | 12.5 |
| 28. | Drew Barry (1993-96) | 117 | 409 | 179 | 256 | 1,253 | 10.7 |
| 29. | Phil Wagner (1966-68) | 67 | 449 | 0 | 291 | 1,189 | 17.7 |
| | Terry Randall (1957-59) | 77 | 448 | 0 | 293 | 1,189 | 15.4 |
| 31. | Sammy Drummer (1978-79) | 53 | 489 | 0 | 206 | 1,184 | 22.3 |
| 32. | Gani Lawal (2008-10) | 99 | 446 | 0 | 275 | 1,167 | 11.8 |
| 33. | Iman Shumpert (2009-11) | 92 | 387 | 111 | 281 | 1,166 | 12.7 |
| 34. | Jim Caldwell (1963-65) | 77 | 461 | 0 | 232 | 1,154 | 15.0 |
| 35. | Jim Nolan (1946-49) | 86 | 420 | 0 | 296 | 1,136 | 13.2 |
| | Tadric Jackson (2014-18) | 131 | 433 | 102 | 168 | 1,136 | 12.7 |
| 37. | Brook Steppe (1979-80, 82) | 77 | 410 | 0 | 285 | 1,105 | 14.4 |
| 38. | Pete Silas (1951-53) | 72 | 421 | 0 | 242 | 1,084 | 15.1 |
| 39. | Melvin Dold (1948-51) | 100 | 442 | 0 | 196 | 1,080 | 10.8 |
| | Jon Barry (1991-92) | 65 | 381 | 176 | 142 | 1,080 | 16.6 |
| 41. | Ben Lammers (2014-18) | 124 | 431 | 3 | 190 | 1,055 | 8.5 |
| 42. | Lewis Clinch (2006-09) | 105 | 377 | 176 | 118 | 1,048 | 11.3 |
| 43. | Josh Okogie (2016-18) | 61 | 327 | 66 | 313 | 1,033 | 16.9 |
| 44. | Jason Floyd (1997-00) | 121 | 363 | 169 | 120 | 1,015 | 8.4 |
| 45. | Zachery Peacock (2007-10) | 122 | 384 | 48 | 193 | 1,009 | 8.3 |
| 46. | Daniel Miller (2011-14) | 126 | 423 | 0 | 161 | 1,007 | 8.0 |


1,000 Points & 500 Rebounds

| Player (Years) | Pts | Reb |
|-------------------------------|-------|-------|
| Rich Yunkus (1969-71) | 2,232 | 955 |
| Matt Harpring (1995-98) | 2,225 | 997 |
| Dennis Scott (1988-90) | 2,115 | 523 |
| Tom Hammonds (1986-89) | 2,081 | 885 |
| James Forrest (1992-95) | 1,978 | 846 |
| Brian Oliver (1987-90)* | 1,848 | 613 |
| Duane Ferrell (1985-88) | 1,818 | 680 |
| Malcolm Mackey (1990-93) | 1,734 | 1,205 |
| Marcus Georges-Hunt (2013-16) | 1,728 | 580 |
| Bruce Dalrymple (1984-87)* | 1,588 | 744 |
| John Salley (1983-86) | 1,587 | 798 |
| Jim Wood (1974-77) | 1,459 | 740 |
| Lenny Horton (1977-80) | 1,411 | 704 |
| Bobby Kimmel (1954-57) | 1,363 | 605 |
| Alvin Jones (1998-01) | 1,312 | 1,075 |
| Michael Maddox (1995-98) | 1,303 | 687 |
| Gani Lawal (2008-10) | 1,167 | 712 |
| Jim Caldwell (1963-65) | 1,154 | 993 |
| Ben Lammers (2015-18) | 1,055 | 774 |
| Daniel Miller (2011-14) | 1,007 | 821 |

1,000 Points & 400 Assists

| Player (Years) | Pts | As |
|----------------------------|-------|-----|
| Mark Price (1983-86) | 2,193 | 510 |
| Travis Best (1992-95) | 2,057 | 692 |
| Brian Oliver (1987-90)* | 1,848 | 538 |
| Tony Akins (1999-02) | 1,658 | 560 |
| Bruce Dalrymple (1984-87)* | 1,588 | 446 |
| Kenny Anderson (1990-91) | 1,497 | 454 |
| Jarrett Jack (2003-05) | 1,265 | 543 |
| Drew Barry (1993-96) | 1,253 | 724 |

*Only Tech players to have 1,000 points, 500 rebounds and 400 assists



RICH YUNKUS



MALCOLM MACKEY

CAREER LEADERS

Scoring Average

| | |
|-------------------------------------|------|
| 1. Rich Yunkus (1969-71) | 26.6 |
| 2. Kenny Anderson (1990-91) | 23.0 |
| 3. Sammy Drummer (1978-79) | 22.3 |
| 4. Dennis Scott (1988-90) | 21.4 |
| 5. Roger Kaiser (1959-61) | 20.4 |
| 6. Matt Harpring (1995-98) | 17.9 |
| 7. Phil Wagner (1966-68) | 17.7 |
| 8. Mark Price (1983-86) | 17.4 |
| James Forrest (1992-95) | 17.4 |
| 10. Jason Collier (1999-00) | 17.1 |
| 11. Tom Hammonds (1986-89) | 16.9 |
| 12. Travis Best (1992-95) | 16.6 |
| 13. Jon Barry (1991-92) | 16.6 |
| 14. Bud Blemker (1957-59) | 16.2 |
| 15. Tico Brown (1977-79) | 16.1 |
| 16. Terry Randall (1957-59) | 15.4 |
| 17. Jim Caldwell (1963-65) | 15.0 |
| 18. Brian Oliver (1987-90) | 14.6 |
| 19. Brook Steppe (1979-80,82) | 14.4 |
| 20. Duane Ferrell (1985-88) | 14.3 |

Rebounds

| | |
|--------------------------------------|------|
| 1. Malcolm Mackey (1990-93) | 1205 |
| 2. Alvin Jones (1998-01) | 1075 |
| 3. Matt Harpring (1995-98) | 997 |
| 4. Jim Caldwell (1963-65) | 993 |
| 5. Rich Yunkus (1969-71) | 955 |
| 6. Tom Hammonds (1986-89) | 885 |
| 7. James Forrest (1992-95) | 846 |
| 8. Daniel Miller (2011-14) | 821 |
| 9. John Salley (1983-86) | 798 |
| 10. Ben Lammers (2014-18) | 774 |
| 11. Eddie Elisma (1994-97) | 762 |
| 12. Bruce Dalrymple (1984-87) | 744 |
| 13. Jim Wood (1974-77) | 740 |
| 14. Gani Lawal (2008-10) | 712 |
| 15. Jeremis Smith (2005-08) | 708 |
| 16. Lenny Horton (1977-80) | 704 |
| 17. Michael Maddox (1995-98) | 687 |
| 18. Duane Ferrell (1985-88) | 680 |
| 19. Ivano Newbill (1991-94) | 654 |
| 20. Luke Schenschler (2002-05) | 640 |

Rebound Average

| | |
|-------------------------------------|------|
| 1. Jim Caldwell (1963-65) | 12.9 |
| 2. Rich Yunkus (1969-71) | 11.4 |
| 3. Lenny Cohen (1955-57) | 10.3 |
| 4. Malcolm Mackey (1990-93) | 9.3 |
| 5. Dave Denton (1958-60) | 8.9 |
| 6. Bobby Kimmel (1954-57) | 8.7 |
| Alvin Jones (1998-01) | 8.7 |
| 8. Charles Mitchell (2014-16) | 8.5 |
| 9. Jason Collier (1999-00) | 8.3 |
| 10. Matt Harpring (1995-98) | 8.0 |
| 11. Alan Nass (1961-63) | 7.9 |
| 12. Mike Green (1975-76) | 7.8 |
| 13. Frank Inman (1957-58) | 7.5 |
| 14. James Forrest (1992-95) | 7.4 |
| 15. Tom Hammonds (1986-89) | 7.2 |
| Gani Lawal (2008-10) | 7.2 |
| 17. Jim Wood (1974-77) | 7.0 |
| 18. Yvon Joseph (1983-85) | 6.9 |
| Matt Geiger (1991-92) | 6.9 |
| 20. Ed Nelson (2002-03) | 6.7 |

Field Goals

| | |
|---|-----|
| 1. Rich Yunkus (1969-71) | 874 |
| 2. Tom Hammonds (1986-89) | 853 |
| 3. Mark Price (1983-86) | 848 |
| 4. James Forrest (1992-95) | 812 |
| 5. Matt Harpring (1995-98) | 753 |
| 6. Dennis Scott (1988-90) | 744 |
| 7. Duane Ferrell (1985-88) | 720 |
| 8. Malcolm Mackey (1990-93) | 709 |
| 9. Travis Best (1992-95) | 703 |
| 10. Brian Oliver (1987-90) | 680 |
| 11. Bruce Dalrymple (1984-87) | 614 |
| 12. John Salley (1983-86) | 595 |
| 13. Roger Kaiser (1959-61) | 591 |
| 14. B.J. Elder (2002-05) | 587 |
| 15. Marcus Georges-Hunt (2013-16) | 569 |
| 16. Kenny Anderson (1990-91) | 561 |
| 17. Tico Brown (1977-79) | 544 |
| 18. Tony Akins (1999-02) | 529 |
| 19. Lenny Horton (1977-80) | 514 |
| 20. Bud Blemker (1957-59) | 501 |

Field Goal Attempts

| | |
|---|------|
| 1. Mark Price (1983-86) | 1740 |
| 2. Rich Yunkus (1969-71) | 1724 |
| 3. Dennis Scott (1988-90) | 1645 |
| 4. Matt Harpring (1995-98) | 1621 |
| 5. James Forrest (1992-95) | 1614 |
| 6. Travis Best (1992-95) | 1540 |
| 7. Tom Hammonds (1986-89) | 1506 |
| 8. B.J. Elder (2002-05) | 1376 |
| 9. Tony Akins (1999-02) | 1369 |
| 10. Roger Kaiser (1959-61) | 1362 |
| 11. Duane Ferrell (1985-88) | 1340 |
| 12. Brian Oliver (1987-90) | 1317 |
| 13. Marcus Georges-Hunt (2013-16) | 1314 |
| 14. Malcolm Mackey (1990-93) | 1300 |
| 15. Bud Blemker (1957-59) | 1298 |
| 16. Bruce Dalrymple (1984-87) | 1269 |
| 17. Bobby Kimmel (1954-57) | 1262 |
| 18. Jim Wood (1974-77) | 1231 |
| 19. Kenny Anderson (1990-91) | 1185 |
| 20. Mike Bortoff (1974-76) | 1164 |

Field Goal Percentage

| | |
|--------------------------------------|-----|
| 1. Lee Goza (1981-82) | 620 |
| 2. Bill Mayer (1958-60) | 612 |
| 3. John Salley (1983-86) | 587 |
| 4. Matt Geiger (1991-92) | 582 |
| 5. Lenny Horton (1977-80) | 569 |
| 6. Tom Hammonds (1986-89) | 566 |
| 7. Eddie Elisma (1994-97) | 551 |
| 8. Kammeon Holsley (2011-14) | 551 |
| 9. Yvon Joseph (1984-85) | 549 |
| 10. Gani Lawal (2008-10) | 548 |
| 11. Malcolm Mackey (1990-93) | 545 |
| 12. Luke Schenschler (2002-05) | 542 |
| 13. Bill Allgood (1977-78) | 540 |
| 14. Duane Ferrell (1985-88) | 537 |
| 15. Alade Aminu (2006-09) | 533 |
| 16. Jeremis Smith (2005-08) | 532 |
| 17. Daniel Miller (2011-14) | 527 |
| 18. Stan Guth (1965-67) | 521 |
| 19. Charles Mitchell (2014-16) | 520 |
| 20. Brian Oliver (1987-90) | 516 |
| Anthony Byrd (1982-84) | 516 |
| Brook Steppe (1979-80,82) | 516 |

3-Point Field Goals

| | |
|---|-----|
| 1. Dennis Scott (1988-90) | 351 |
| 2. Tony Akins (1999-02) | 301 |
| 3. Travis Best (1992-95) | 258 |
| Anthony Morrow (2005-08) | 258 |
| 5. Marvin Lewis (2001-04) | 239 |
| 6. B.J. Elder (2002-05) | 222 |
| 7. Matt Harpring (1995-98) | 211 |
| 8. Drew Barry (1993-96) | 179 |
| 9. Jon Barry (1991-92) | 176 |
| Lewis Clinch (2006-09) | 176 |
| 11. Jason Floyd (1997-00) | 169 |
| 12. Shaun Fein (2000-01) | 140 |
| 13. Quinton Stephens (2013-17) | 138 |
| 14. Michael Maddox (1995-98) | 133 |
| 15. Marcus Georges-Hunt (2013-16) | 122 |
| 16. Mfon Udofia (2010-13) | 117 |
| 17. Kenny Anderson (1990-91) | 113 |
| 18. Iman Shumpert (2009-11) | 111 |
| 19. Adam Smith (2015-16) | 109 |
| 20. T.J. Vines (1998-01) | 108 |

3-Point Field Goal Att.

| | |
|---|-----|
| 1. Dennis Scott (1988-90) | 831 |
| 2. Tony Akins (1999-02) | 812 |
| 3. Travis Best (1992-95) | 656 |
| 4. Marvin Lewis (2001-04) | 623 |
| 5. Anthony Morrow (2005-08) | 613 |
| 6. B.J. Elder (2002-05) | 600 |
| 7. Matt Harpring (1995-98) | 585 |
| 8. Jason Floyd (1997-00) | 522 |
| 9. Drew Barry (1993-96) | 485 |
| 10. Lewis Clinch (2006-09) | 481 |
| 11. Jon Barry (1991-92) | 474 |
| 12. Quinton Stephens (2013-17) | 442 |
| 13. Tadic Jackson (2015-18) | 376 |
| 14. Marcus Georges-Hunt (2013-16) | 371 |
| 15. Shaun Fein (2000-01) | 368 |
| 16. Mfon Udofia (2010-13) | 367 |
| 17. Iman Shumpert (2009-11) | 364 |
| 18. Michael Maddox (1995-98) | 353 |
| 19. T.J. Vines (1998-01) | 325 |
| 20. Chris Bolden (2013-15) | 312 |

3-Point Field Goal Pct.

| | |
|------------------------------------|-----|
| 1. Mark Price (1983-86) | 440 |
| 2. Dennis Scott (1988-90) | 422 |
| 3. Anthony Morrow (2005-08) | 421 |
| 4. Anthony Byrd (1982-84) | 404 |
| 5. Bryan Hall (1991-93) | 398 |
| 6. Travis Best (1992-95) | 393 |
| 7. Craig Neal (1984-88) | 388 |
| 8. Brian Oliver (1987-90) | 385 |
| 9. Marvin Lewis (2001-04) | 384 |
| 10. Fred Vinson (1992-94) | 383 |
| 11. Shaun Fein (2000-01) | 380 |
| 12. Michael Maddox (1995-98) | 377 |
| 13. Kenny Anderson (1990-91) | 374 |
| 14. Jon Barry (1991-92) | 371 |
| Tony Akins (1999-02) | 371 |
| 16. Stephon Marbury (1996) | 370 |
| B.J. Elder (2002-05) | 370 |
| 18. Drew Barry (1993-96) | 369 |
| 19. Lewis Clinch (2006-09) | 366 |
| 20. Jason Collier (1999-00) | 362 |

*3-pt line of 17ft-9in for 1982-83 season;
no 3-pt shot from 1983-86; 19ft-9in from
1986-87 through 2007-08; 20ft-9in
since then.

Free Throws

| | |
|--|-----|
| 1. Matt Harpring (1995-98) | 508 |
| 2. Rich Yunkus (1969-71) | 484 |
| 3. Marcus Georges-Hunt (2013-16) | 468 |
| 4. Roger Kaiser (1959-61) | 446 |
| 5. Bobby Kimmel (1954-57) | 424 |
| Mark Price (1983-86) | 424 |
| 7. Alvin Jones (1998-01) | 412 |
| 8. John Salley (1983-86) | 397 |
| 9. Travis Best (1992-95) | 393 |
| 10. Brian Oliver (1987-90) | 383 |
| 11. Tom Hammonds (1986-89) | 374 |
| 12. Duane Ferrell (1985-88) | 368 |
| 13. Jarrett Jack (2003-05) | 360 |
| 14. James Forrest (1992-95) | 351 |
| 15. Bruce Dalrymple (1984-87) | 348 |
| 16. Lenny Horton (1977-80) | 338 |
| 17. Malcolm Mackey (1990-93) | 318 |
| 18. Josh Okogie (2016-18) | 313 |
| 19. Gary Phillips (1953-57) | 305 |
| 20. Tony Akins (1999-02) | 299 |

Free Throw Attempts

| | |
|--|-----|
| 1. Alvin Jones (1998-01) | 718 |
| 2. Matt Harpring (1995-98) | 675 |
| 3. John Salley (1983-86) | 627 |
| 4. Marcus Georges-Hunt (2013-16) | 625 |
| 5. Rich Yunkus (1969-71) | 614 |
| 6. Bobby Kimmel (1954-57) | 593 |
| 7. Roger Kaiser (1959-61) | 520 |
| 8. Brian Oliver (1987-90) | 516 |
| 9. Malcolm Mackey (1990-93) | 512 |
| 10. Gary Phillips (1953-57) | 509 |
| 11. James Forrest (1992-95) | 506 |
| 12. Duane Ferrell (1985-88) | 502 |
| 13. Mark Price (1983-86) | 499 |
| 14. Gani Lawal (2008-10) | 498 |
| 15. Bruce Dalrymple (1984-87) | 488 |
| 16. Travis Best (1992-95) | 486 |
| 17. Tom Hammonds (1986-89) | 462 |
| 18. Jarrett Jack (2003-05) | 452 |
| Jeremis Smith (2005-08) | 452 |
| 20. Lenny Horton (1977-80) | 427 |

Free Throw Percentage

| | |
|------------------------------------|-----|
| 1. Anthony Morrow (2005-08) | 867 |
| 2. Roger Kaiser (1959-61) | 858 |
| 3. R.D. Craddock (1963-65) | 851 |
| 4. Mark Price (1983-86) | 850 |
| 5. Marvin Lewis (2001-04) | 840 |
| 6. Steve Sherbak (1973-74) | 837 |
| 7. Tom Hammonds (1986-89) | 810 |
| 8. Travis Best (1992-95) | 809 |
| 9. Ray Schnitzer (1974-77) | 807 |
| 10. Bud Blemker (1957-59) | 807 |
| 11. Bob Seemer (1968-70) | 806 |
| 12. Phil Wagner (1966-68) | 800 |
| Dave Clark (1966-68) | 800 |
| Keith Weekly (1961) | 800 |
| 15. Terry Randall (1957-59) | 796 |
| Jarrett Jack (2003-05) | 796 |
| 17. Lenny Horton (1977-80) | 792 |
| 18. Rich Yunkus (1969-71) | 788 |
| 19. Kenny Anderson (1990-91) | 787 |
| Maurice Miller (2008-11) | 787 |

Assists

| | |
|---|-----|
| 1. Drew Barry (1993-96) | 724 |
| 2. Travis Best (1992-95) | 692 |
| 3. Craig Neal (1984-88) | 659 |
| 4. Tony Akins (1999-02) | 560 |
| 5. Jarrett Jack (2003-05) | 543 |
| 6. Brian Oliver (1987-90) | 538 |
| 7. Mark Price (1983-86) | 510 |
| 8. Kenny Anderson (1990-91) | 454 |
| 9. Bruce Dalrymple (1984-87) | 446 |
| 10. Jim Thorne (1969-71) | 410 |
| 11. Iman Shumpert (2009-11) | 382 |
| 12. Maurice Miller (2008-11) | 342 |
| 13. Josh Heath (2014-17) | 322 |
| 14. John Salley (1983-86) | 319 |
| 15. Jon Barry (1991-92) | 317 |
| 16. Duane Ferrell (1985-88) | 289 |
| Matt Harpring (1995-98) | 289 |
| 18. Marcus Georges-Hunt (2013-16) | 287 |
| 19. Dennis Scott (1988-90) | 285 |
| 20. Mfon Udofia (2010-13) | 283 |

Assist Average

| | |
|-----------------------------------|-----|
| 1. Kenny Anderson (1990-91) | 7.0 |
| 2. Drew Barry (1993-96) | 6.2 |
| 3. Travis Best (1992-95) | 5.6 |
| 4. Jarrett Jack (2003-05) | 5.4 |
| 5. Craig Neal (1984-88) | 5.2 |
| 6. Jim Thorne (1969-71) | 4.9 |
| Jon Barry (1991-92) | 4.9 |
| 8. Tony Akins (1999-02) | 4.6 |
| 9. Brian Oliver (1987-90) | 4.2 |
| 10. Iman Shumpert (2009-11) | 4.1 |
| 11. Mark Price (1983-86) | 4.0 |
| Phil Wagner (1966-68) | 4.0 |

Steals

| | |
|---|-----|
| 1. Mark Price (1983-86) | 240 |
| 2. Bruce Dalrymple (1984-87) | 227 |
| 3. Travis Best (1992-95) | 217 |
| 4. Iman Shumpert (2009-11) | 207 |
| 5. Drew Barry (1993-96) | 193 |
| 6. Jarrett Jack (2003-05) | 183 |
| 7. Matt Harpring (1995-98) | 176 |
| 8. Tony Akins (1999-02) | 173 |
| 9. Kenny Anderson (1990-91) | 168 |
| 10. Dennis Scott (1988-90) | 150 |
| 11. Brian Oliver (1987-90) | 140 |
| 12. Jeremis Smith (2005-08) | 135 |
| 13. Maurice Miller (2008-11) | 130 |
| 14. Isma'il Muhammad (2002-05) | 129 |
| 15. George Thomas (1980-83) | 127 |
| Craig Neal (1984-88) | 127 |
| 17. Marvin Lewis (2001-04) | 125 |
| Daniel Miller (2011-14) | 125 |
| 19. Jon Barry (1991-92) | 124 |
| 20. Marcus Georges-Hunt (2013-16) | 121 |

Blocked Shots

| | |
|-------------------------------------|-----|
| 1. Alvin Jones (1998-01) | 425 |
| 2. Daniel Miller (2011-14) | 286 |
| 3. Ben Lammers (2014-18) | 254 |
| 4. John Salley (1983-86) | 243 |
| 5. Malcolm Mackey (1990-93) | 199 |
| 6. Eddie Elisma (1994-97) | 174 |
| 7. Luke Schenschler (2002-05) | 157 |
| 8. Gani Lawal (2008-10) | 127 |
| 9. Alade Aminu (2006-09) | 105 |
| 10. Ra'Sean Dickey (2005-07) | 96 |
| 11. Anthony McHenry (2002-05) | 95 |
| 12. Matt Geiger (1991-92) | 94 |
| 13. Michael Maddox (1995-98) | 93 |
| 14. James Forrest (1992-95) | 88 |
| 15. Antoine Ford (1992-95) | 87 |
| 16. Ivano Newbill (1991-94) | 82 |
| Theodis Tarver (2003-06) | 82 |
| 18. Derrick Favors (2010) | 74 |
| 19. Tom Hammonds (1986-89) | 72 |
| 20. Jason Collier (1999-00) | 67 |
| Chris Bosh (2003) | 67 |

Games Played

| | |
|-------------------------------------|-----|
| 1. Quinton Stephens (2013-17) | 135 |
| 2. Tadic Jackson (2014-18) | 131 |
| 3. Malcolm Mackey (1990-93) | 130 |
| Marvin Lewis (2001-04) | 130 |
| Anthony McHenry (2002-05) | 130 |
| Marcus Georges-Hunt (2013-16) | 130 |
| 7. Mfon Udofia (2010-13) | 128 |
| 8. Craig Neal (1984-88) | 127 |
| Duane Ferrell (1985-88) | 127 |
| Brian Oliver (1987-90) | 127 |
| 11. Mark Price (1983-86) | 126 |
| Bruce Dalrymple (1984-87) | 126 |
| Michael Maddox (1995-98) | 126 |
| Isma'il Muhammad (2002-05) | 126 |
| Daniel Miller (2011-14) | 126 |
| 16. John Salley (1983-86) | 125 |
| Kammeon Holsley (2011-14) | 125 |
| 18. Travis Best (1992-95) | 124 |
| Matt Harpring (1995-98) | 124 |
| Alvin Jones (1998-01) | 124 |
| T.J. Vines (1998-01) | 124 |
| D'Andre Bell (2006-10) | 124 |

Games Started

| | |
|---------------------------------------|-----|
| 1. Marcus Georges-Hunt (2013-16)..... | 129 |
| 2. Malcolm Mackey (1990-93)..... | 127 |
| 3. Mark Price (1983-86)..... | 126 |
| Bruce Dalrymple (1984-87)..... | 126 |
| Daniel Miller (2011-14)..... | 126 |
| 6. John Salley (1983-86)..... | 125 |
| 7. Travis Best (1992-95)..... | 122 |
| Tom Hammonds (1986-89)..... | 122 |
| Duane Ferrell (1985-88)..... | 122 |
| 10. Matt Harpring (1995-98)..... | 119 |
| 11. Alvin Jones (1998-01)..... | 118 |
| 12. Tony Atkins (1999-02)..... | 117 |

SEASON RECORDS

TECH • TEAM

Most games played: 38 in 2003-04
 Most victories: 28 in 2003-04, 1989-90
 Most ACC victories: 13 in 1995-96
 Most home victories: 17 in 2016-17
 Most losses: 23 in 1980-81
 Most ACC losses: 15 in 2014-15
 Longest winning streak: 15 games in 1985-86
 Most points: 3,096 in 1989-90
 Highest scoring average: 88.5 in 1989-90 (3,096 in 35 games)
 Lowest scoring average: 55.7 in 1980-81 (1,503 in 27 games)
 Largest scoring margin: +12.2 in 1978-79
 Most field goals: 1,141 in 1989-90
 Most field goals attempted: 2,302 in 1989-90
 Highest field goal percentage: .546 in 1985-86
 Lowest field goal percentage: .348 in 1955-56
 Most 3-point field goals: 296 in 1995-96
 Most 3-point field goals attempted: 776 in 1995-96
 Highest 3-point field goal percentage: .423 in 1987-88
 Lowest 3-point field goal percentage: .267 in 2014-15
 Most free throws: 656 in 1956-57
 Fewest free throws: 287 in 1980-81
 Most free throws attempted: 943 in 1956-57
 Fewest free throws attempted: 459 in 1981-82
 Best free throw percentage: .768 in 1976-77
 Lowest free throw percentage: .611 in 1980-81
 Most rebounds: 1,432 in 1991-92
 Highest rebound average: 50.0 in 1958-59 (1,299 in 26 games)
 Largest rebound margin: +7.4 in 2015-16
 Most personal fouls: 795 in 2003-04
 Fewest personal fouls: 414 in 1957-58
 Most players fouled out: 29 in 1961-62
 Fewest players fouled out: 5 in 2011-12, 2016-17
 Most assists: 680 in 1987-88
 Most blocked shots: 221 in 2016-17
 Most steals: 338 in 2003-04

TECH • INDIVIDUAL

Most points: 970, Dennis Scott, 1989-90
 Highest scoring average: 30.1, Rich Yunkus, 1970-71
 Most field goals: 336, Dennis Scott, 1989-90
 Most field goals attempted: 722, Dennis Scott, 1989-90
 Highest field goal percentage: .639 (129-202), Eddie Elisma, 1995-96
 Most 3-point field goals: 137, Dennis Scott, 1989-90
 Most 3-point field goals attempted: 331, Dennis Scott, 1989-90
 Highest 3-point field goal percentage: .480 (24-50), Bryan Hill, 1990-91
 Most free throws: 205, Marcus Georges-Hunt, 2013-16
 Most free throws attempted: 249, Marcus Georges-Hunt, 2013-16
 Highest free throw percentage: .887 (63-71), Anthony Morrow, 2005-06
 Most rebounds: 364, Jim Caldwell, 1963-64
 Highest rebound average: 14.0, Jim Caldwell, 1963-64
 Most assists: 303, Craig Neal, 1987-88
 Most blocked shots: 141, Alvin Jones, 1997-98
 Most steals: 89, Kenny Anderson, 1990-91
 Most minutes played: 1,368, Dennis Scott, 1989-90
 Most personal fouls: 127, Johnny McNeil, 1989-90
 Most times fouled out: 10, Johnny McNeil, 1989-90; Pete Silas, 1950-51

SEASON RECORDS • FRESHMEN

Most points: 721, Kenny Anderson (1989-90)
 Most points per game: 20.6, Kenny Anderson (1989-90)
 Most rebounds: 278, Chris Bosh (2002-03)
 Most rebounds per game: 9.0, Chris Bosh (2002-03)
 Most field goals made: 283, Kenny Anderson (1989-90)
 Most field goals attempted: 549, Kenny Anderson (1989-90)
 Highest field goal percentage: .609, Tom Hammonds (1985-86)
 Most 3-pt. field goals made: 98, Dennis Scott (1987-88)
 Most 3-pt. field goals attempted: 238, Stephon Marbury (1995-96)
 Highest 3-pt. field goal percentage: .471, Dennis Scott (1987-88)
 Most free throws made: 180, Josh Okogie (2016-17)
 Most free throws attempted: 241, Josh Okogie (2016-17)
 Highest free throw percentage: .877, Mark Price (1982-83)
 Most assists: 285, Kenny Anderson (1989-90)
 Most assists per game: 8.1, Kenny Anderson (1989-90)
 Most steals: 79, Kenny Anderson (1989-90)
 Most blocked shots: 141, Alvin Jones (1997-98)
 Most minutes played: 1,345, Stephon Marbury (1995-96)
 Most minutes per game: 37.7, Kenny Anderson (1989-90)

Top Scoring Tandems

| No. | Player (Points) | Total | Year |
|-----|--|-------|---------|
| 1. | Dennis Scott (970) and Brian Oliver (724) | 1,694 | 1989-90 |
| 2. | Stephon Marbury (679) and Matt Harpring (670) | 1,349 | 1995-96 |
| 3. | Matt Harpring (691) and Dion Glover (608) | 1,299 | 1997-98 |
| 4. | Dennis Scott (649) and Tom Hammonds (627) | 1,276 | 1988-89 |
| 5. | Kenny Anderson (776) and Jon Barry (478) | 1,254 | 1990-91 |
| 6. | Duane Ferrell (595) and Tom Hammonds (567) | 1,162 | 1987-88 |
| 7. | Jon Barry (602) and Malcolm Mackey (553) | 1,155 | 1991-92 |
| 8. | Marcus Georges-Hunt (601) and Adam Smith (540) | 1,141 | 2015-16 |
| 9. | Josh Okogie (596) and Ben Lammers (527) | 1,123 | 2016-17 |
| 10. | Mark Price (583) and John Salley (491) | 1,074 | 1984-85 |
| | James Forrest (586) and Travis Best (488) | 1,074 | 1992-93 |
| 12. | Travis Best (607) and James Forrest (451) | 1,058 | 1994-95 |
| 13. | Roger Kaiser (638) and Dave Denton (419) | 1,057 | 1959-60 |
| 14. | B.J. Elder (568) and Jarrett Jack (474) | 1,042 | 2003-04 |
| 15. | Mark Price (590) and John Salley (445) | 1,035 | 1985-86 |
| 16. | Sammy Drummer (616) and Tico Brown (413) | 1,029 | 1978-79 |
| 17. | Travis Best (532) and James Forrest (475) | 1,007 | 1993-94 |
| 18. | Sammy Drummer (568) and Tico Brown (435) | 1,003 | 1977-78 |

Minimum 1,000 total points, 400 by each player

Top Rebounding Tandems

| No. | Player (Rebounds) | Total | Year |
|-----|--|-------|---------|
| 1. | Ben Lammers (342) and Quinton Stephens (283) | 625 | 2016-17 |
| 2. | Gani Lawal (305) and Derrick Favors (303) | 608 | 2009-10 |
| 3. | Malcolm Mackey (316) and Matt Geiger (254) | 570 | 1991-92 |
| 4. | Matt Harpring (293) and Eddie Elisma (264) | 557 | 1995-96 |
| | Charles Mitchell (349) and Nick Jacobs (208) | 557 | 2015-16 |
| 6. | Gani Lawal (294) and Alade Aminu (247) | 541 | 2008-09 |
| 7. | Malcolm Mackey (306) and James Forrest (226) | 532 | 1992-93 |
| 8. | Matt Harpring (302) and Michael Maddox (221) | 523 | 1997-98 |
| 9. | Jason Collier (276) and Alvin Jones (241) | 517 | 1999-00 |
| 10. | Lenny Cohen (288) and Bobby Kimmel (223) | 511 | 1956-57 |
| 11. | Jim Caldwell (283) and Alan Nass (224) | 507 | 1962-63 |
| 12. | Malcolm Mackey (262) and Dennis Scott (231) | 493 | 1989-90 |
| 13. | Jim Wood (249) and Mike Green (232) | 481 | 1974-75 |
| | Chris Bosh (278) and Ed Nelson (203) | 481 | 2002-03 |

Minimum 500 total rebounds, 200 by each player

Top Assist Tandems

| No. | Player (Assists) | Total | Year |
|-----|---|-------|---------|
| 1. | Craig Neal (303) and Dennis Scott (116) | 419 | 1987-88 |
| 2. | Jon Barry (207) and Travis Best (198) | 405 | 1991-92 |
| 3. | Drew Barry (238) and Stephon Marbury (161) | 399 | 1995-96 |
| 4. | Kenny Anderson (285) and Brian Oliver (111) | 396 | 1989-90 |
| 5. | Brian Oliver (223) and Karl Brown (125) | 348 | 1988-89 |
| 6. | Travis Best (176) and Drew Barry (164) | 340 | 1992-93 |
| 7. | Drew Barry (181) and Travis Best (151) | 332 | 1994-95 |
| 8. | Travis Best (167) and Drew Barry (141) | 308 | 1993-94 |
| 9. | Mark Price (148) and Bruce Dalrymple (138) | 286 | 1985-86 |
| 10. | Mark Price (150) and Bruce Dalrymple (135) | 285 | 1984-85 |
| 11. | Kenny Anderson (169) and Jon Barry (110) | 279 | 1990-91 |
| | Craig Neal (121) and Bruce Dalrymple (108) | 279 | 1986-87 |

Minimum 250 total assists, 100 by each player

Top Scoring Trios

| No. | Player (Points) | Total | Year |
|-----|--|-------|---------|
| 1. | Dennis Scott (970), Brian Oliver (724), Kenny Anderson (721) | 2,415 | 1989-90 |
| 2. | Stephon Marbury (679), Matt Harpring (670), Drew Barry (480) | 1,829 | 1995-96 |
| 3. | Dennis Scott (649), Tom Hammonds (627), Brian Oliver (515) | 1,791 | 1988-89 |
| 4. | Matt Harpring (691), Dion Glover (608), Michael Maddox (437) | 1,736 | 1997-98 |
| 5. | Kenny Anderson (776), Jon Barry (478), Malcolm Mackey (460) | 1,714 | 1990-91 |
| 6. | Duane Ferrell (595), Tom Hammonds (567), Dennis Scott (496) | 1,658 | 1987-88 |
| 7. | Jon Barry (602), Malcolm Mackey (553), James Forrest (466) | 1,621 | 1991-92 |
| 8. | Josh Okogie (596), Ben Lammers (527), Quinton Stephens (437) | 1,560 | 2016-17 |
| 9. | James Forrest (586), Travis Best (488), Malcolm Mackey (469) | 1,543 | 1992-93 |
| 10. | Mark Price (583), John Salley (491), Bruce Dalrymple (453) | 1,527 | 1984-85 |

Minimum 1,500 total points, 400 by each player

ACC Statistical Leaders

INDIVIDUAL

Points Per Game
 1982-83 Mark Price.....20.3
 1989-90 Dennis Scott.....27.7

Field Goal Percentage
 1984-85 John Salley......627
 2002-03 Chris Bosh......560

3-Point Field Goal Percentage
 1987-88 Dennis Scott......464
 1992-93 Travis Best......457
 2005-06 Anthony Morrow......429
 2007-08 Anthony Morrow......448

3-Point Field Goals Per Game
 1987-88 Dennis Scott......3.1
 1988-89 Dennis Scott......3.6
 1989-90 Dennis Scott......3.9
 2001-02 Tony Atkins......3.2
 2015-16 Adam Smith......3.0

Free Throw Percentage
 1982-83 Mark Price......877
 1993-94 Travis Best......864
 1994-95 Travis Best......847

Rebounds Per Game
 1999-00 Jason Collier......9.2
 2000-01 Alvin Jones......10.4

Offensive Rebounds Per Game
 1992-93 Malcolm Mackey......4.6
 1996-97 Eddie Elisma......3.96

Assists Per Game
 1987-88 Craig Neal......9.5
 1989-90 Kenny Anderson......8.1
 1993-94 Drew Barry......5.9
 1994-95 Drew Barry......6.7
 1995-96 Drew Barry......6.6

Steals Per Game
 1990-91 Kenny Anderson......3.0
 2010-11 Iman Shumpert......2.7

Blocks Per Game
 1983-84 John Salley......2.3
 1997-98 Alvin Jones......4.3
 1998-99 Alvin Jones......3.5
 1999-00 Alvin Jones......2.5
 2002-03 Chris Bosh......2.2
 2016-17 Ben Lammers......3.4

Minutes Per Game
 1989-90 Dennis Scott......39.1
 1990-91 Kenny Anderson......38.9
 1993-94 Travis Best......37.5
 1995-96 Drew Barry......37.5
 1996-97 Matt Harpring......37.6

TEAM

Points Allowed Per Game
 1979-80 59.9

Field Goal Percentage Defense
 1991-92 .367
 2003-04 .388
 2016-17 .398

3-Pt. Field Goal Pct. Defense
 2003-04 .297

Free Throw Percentage
 1986-87 .760
 1988-89 .758

3-Point Field Goals Per Game
 1989-90 7.4

3-Point Field Goal Percentage
 1991-92 .367
 2001-02 .376

Blocked Shots Per Game
 1991-92 5.1
 1997-98 6.3
 2016-17 6.0

Steals Per Game
 2006-07 9.9
 2010-11 9.6

Turnover Margin
 1994-95 +3.4
 2010-11 +2.9

SEASON LEADERS

Points

| | |
|--|-----|
| 1. Dennis Scott (1989-90)..... | 970 |
| 2. Rich Yunkus (1970-71) | 815 |
| 3. Rich Yunkus (1969-70) | 814 |
| 4. Kenny Anderson (1990-91)..... | 776 |
| 5. Brian Oliver (1989-90)..... | 724 |
| 6. Kenny Anderson (1989-90)..... | 721 |
| 7. Matt Harpring (1997-98) | 691 |
| 8. Stephon Marbury (1995-96) | 679 |
| 9. Matt Harpring (1995-96) | 670 |
| 10. Dennis Scott (1988-89)..... | 649 |
| 11. Roger Kaiser (1959-60)..... | 638 |
| 12. Tom Hammonds (1988-89)..... | 627 |
| 13. Sammy Drummer (1978-79)..... | 616 |
| 14. Roger Kaiser (1960-61)..... | 608 |
| Dion Glover (1997-98)..... | 608 |
| 16. Travis Best (1994-95) | 607 |
| 17. Rich Yunkus (1968-69)..... | 603 |
| 18. Jon Barry (1991-92)..... | 602 |
| 19. Marcus Georges-Hunt (2015-16)..... | 601 |
| 20. Josh Okogie (2016-17)..... | 596 |
| 21. Duane Ferrell (1987-88)..... | 595 |
| 22. Mark Price (1985-86)..... | 590 |
| 23. Sammy Forrest (1992-93)..... | 586 |
| 24. Mark Price (1984-85)..... | 583 |
| 25. Sammy Drummer (1977-78)..... | 568 |
| Mark Price (1982-83)..... | 568 |
| B.J. Elder (2003-04)..... | 568 |

Scoring Average

| | |
|-----------------------------------|------|
| 1. Rich Yunkus (1969-70)..... | 30.1 |
| 2. Dennis Scott (1989-90)..... | 27.7 |
| 3. Kenny Anderson (1990-91)..... | 25.9 |
| 4. Rich Yunkus (1970-71)..... | 25.5 |
| 5. Rich Yunkus (1969-70)..... | 24.1 |
| 6. Sammy Drummer (1978-79)..... | 23.7 |
| 7. Roger Kaiser (1960-61)..... | 23.4 |
| 8. Roger Kaiser (1959-60)..... | 22.8 |
| 9. Matt Harpring (1997-98)..... | 21.6 |
| 10. Brian Oliver (1989-90)..... | 21.3 |
| 11. Sammy Drummer (1977-78)..... | 21.0 |
| 12. Tom Hammonds (1988-89)..... | 20.9 |
| 13. Kenny Anderson (1989-90)..... | 20.6 |
| 14. Dennis Scott (1988-89)..... | 20.3 |
| Mark Price (1982-83)..... | 20.3 |
| 16. Travis Best (1994-95)..... | 20.2 |
| 17. Phil Wagner (1967-68)..... | 19.6 |
| 18. Phil Wagner (1966-67)..... | 19.5 |
| James Forrest (1992-93)..... | 19.5 |

Rebounds

| | |
|------------------------------------|-----|
| 1. Jim Caldwell (1963-64)..... | 364 |
| 2. Rich Yunkus (1970-71) | 356 |
| 3. Charles Mitchell (2015-16)..... | 349 |
| 4. Jim Caldwell (1964-65)..... | 346 |
| 5. Ben Lammers (2016-17)..... | 342 |
| 6. Rich Yunkus (1969-70)..... | 323 |
| 7. Malcolm Mackey (1990-91)..... | 321 |
| 8. Malcolm Mackey (1991-92)..... | 316 |
| 9. Alvin Jones (2000-01)..... | 312 |
| 10. Malcolm Mackey (1992-93)..... | 306 |
| 11. Gani Lawal (2009-10)..... | 305 |
| 12. Derrick Favors (2009-10)..... | 303 |
| 13. Matt Harpring (1997-98)..... | 302 |
| Alvin Jones (1998-99)..... | 302 |
| 15. Gani Lawal (2008-09)..... | 294 |
| 16. Matt Harpring (1995-96)..... | 293 |
| 17. Lenny Cohen (1956-57)..... | 288 |
| 18. Jim Caldwell (1962-63)..... | 283 |
| 19. Chris Bosh (2002-03)..... | 278 |
| 20. Jason Collier (1999-00)..... | 276 |
| Rich Yunkus (1968-69)..... | 276 |

Rebound Average

| | |
|-----------------------------------|------|
| 1. Jim Caldwell (1963-64)..... | 14.0 |
| 2. Jim Caldwell (1964-65)..... | 13.8 |
| 3. Rich Yunkus (1969-70)..... | 12.0 |
| 4. Lenny Cohen (1956-57)..... | 11.1 |
| Rich Yunkus (1970-71)..... | 11.1 |
| 6. Rich Yunkus (1968-69)..... | 11.0 |
| 7. Jim Caldwell (1962-63)..... | 10.9 |
| Dave Denton (1997-98)..... | 10.9 |
| 9. Malcolm Mackey (1990-91)..... | 10.7 |
| 10. Alan Nass (1960-61)..... | 10.4 |
| Alvin Jones (2000-01)..... | 10.4 |
| 12. Malcolm Mackey (1992-93)..... | 10.2 |
| 13. Alvin Jones (1998-99)..... | 9.7 |
| Charles Mitchell (2015-16)..... | 9.7 |
| 15. Jim Wood (1974-75)..... | 9.6 |
| 16. Gani Lawal (2008-09)..... | 9.5 |
| 17. Alan Nass (1961-62)..... | 9.4 |
| 18. Matt Harpring (1997-98)..... | 9.4 |
| 19. Mike Green (1974-75)..... | 9.3 |
| 20. Jason Collier (1999-00)..... | 9.2 |
| Ben Lammers (2016-17)..... | 9.2 |
| 22. Malcolm Mackey (1991-92)..... | 9.0 |
| Chris Bosh (2002-03)..... | 9.0 |

Field Goals

| | |
|------------------------------------|-----|
| 1. Dennis Scott (1989-90)..... | 336 |
| 2. Rich Yunkus (1969-70)..... | 317 |
| 3. Rich Yunkus (1970-71)..... | 314 |
| 4. Kenny Anderson (1989-90)..... | 283 |
| 5. Kenny Anderson (1990-91)..... | 278 |
| 6. Brian Oliver (1989-90)..... | 260 |
| 7. Sammy Drummer (1978-79)..... | 257 |
| 8. Tom Hammonds (1988-89)..... | 250 |
| 9. James Forrest (1992-93)..... | 246 |
| 10. Rich Yunkus (1968-69)..... | 243 |
| 11. Roger Kaiser (1959-60)..... | 237 |
| 12. Stephon Marbury (1995-96)..... | 235 |
| 13. Mark Price (1985-86)..... | 233 |
| 14. Matt Harpring (1995-96)..... | 233 |
| 15. Sammy Drummer (1977-78)..... | 232 |
| 16. Duane Ferrell (1987-88)..... | 230 |
| Matt Harpring (1997-98)..... | 230 |
| 18. Tom Hammonds (1987-88)..... | 229 |
| 19. Dennis Scott (1988-89)..... | 227 |
| 20. Mark Price (1984-85)..... | 223 |

Field Goal Attempts

| | |
|-----------------------------------|-----|
| 1. Dennis Scott (1989-90)..... | 722 |
| 2. Rich Yunkus (1970-71)..... | 691 |
| 3. Kenny Anderson (1990-91)..... | 636 |
| 4. Rich Yunkus (1969-70)..... | 568 |
| 5. Sammy Drummer (1978-79)..... | 556 |
| 6. Kenny Anderson (1989-90)..... | 549 |
| 7. Roger Kaiser (1960-61)..... | 517 |
| 8. Stephon Marbury (1995-96)..... | 514 |
| 9. Dennis Scott (1988-89)..... | 512 |
| 10. Sammy Drummer (1977-78)..... | 504 |
| Brian Oliver (1989-90)..... | 504 |
| Matt Harpring (1997-98)..... | 504 |
| 13. Roger Kaiser (1959-60)..... | 503 |
| Dion Glover (1997-98)..... | 503 |
| 15. Bud Blumler (1957-58)..... | 471 |
| 16. Travis Best (1994-95)..... | 469 |
| 17. Jon Barry (1991-92)..... | 468 |
| B.J. Elder (2003-04)..... | 468 |
| 19. Tom Hammonds (1988-89)..... | 465 |
| Rich Yunkus (1968-69)..... | 465 |

Field Goal Percentage

| | |
|------------------------------------|-----|
| 1. Eddie Elisma (1995-96)..... | 639 |
| 2. Lee Goza (1981-82)..... | 636 |
| 3. Bill Mayer (1969-70)..... | 634 |
| 4. John Salley (1984-85)..... | 627 |
| 5. Ra'Sean Dickey (2004-05)..... | 621 |
| 6. Matt Geiger (1991-92)..... | 611 |
| Derrick Favors (2009-10)..... | 611 |
| 8. Lenny Horton (1977-78)..... | 610 |
| Lenny Horton (1978-79)..... | 610 |
| 10. Lee Goza (1980-81)..... | 609 |
| Tom Hammonds (1985-86)..... | 609 |
| 12. John Salley (1985-86)..... | 606 |
| 13. Ra'Sean Dickey (2005-06)..... | 597 |
| 14. Jeremis Smith (2006-07)..... | 596 |
| Ra'Sean Dickey (2006-07)..... | 596 |
| 16. Duane Ferrell (1985-86)..... | 595 |
| 17. John Salley (1983-84)..... | 589 |
| 18. Luke Schenscher (2001-02)..... | 587 |
| 19. Lenny Horton (1979-80)..... | 584 |
| 20. Kerry O'Brien (1979-80)..... | 580 |

3-Point Field Goals

| | |
|-----------------------------------|-----|
| 1. Dennis Scott (1989-90)..... | 137 |
| 2. Dennis Scott (1988-89)..... | 116 |
| 3. Adam Smith (2015-16)..... | 109 |
| 4. Jon Barry (1991-92)..... | 99 |
| 5. Dennis Scott (1987-88)..... | 98 |
| Tony Akins (2001-02)..... | 98 |
| 7. Stephon Marbury (1995-96)..... | 88 |
| 8. Marvin Lewis (2003-04)..... | 82 |
| 9. Anthony Morrow (2007-08)..... | 81 |
| 10. Travis Best (1992-93)..... | 80 |
| 11. Tony Akins (2000-01)..... | 78 |
| Anthony Morrow (2005-06)..... | 78 |
| 13. Jon Barry (1990-91)..... | 77 |
| Drew Barry (1995-96)..... | 77 |
| B.J. Elder (2003-04)..... | 77 |
| 16. Mark Price (1982-83)..... | 73 |
| Travis Best (1994-95)..... | 73 |
| 18. Fred Vinson (1993-94)..... | 72 |
| Shaun Fein (2000-01)..... | 72 |
| 20. Lewis Clinch (2008-09)..... | 71 |

*3-pt line of 17ft-9in for 1982-83 season;
no 3-pt shot from 1983-86; 19ft-9in from
1986-87 through 2007-08; 20ft-9in
since then.

3-Point Field Goal Att.

| | |
|-----------------------------------|-----|
| 1. Dennis Scott (1989-90)..... | 331 |
| 2. Dennis Scott (1988-89)..... | 292 |
| 3. Jon Barry (1991-92)..... | 265 |
| 4. Adam Smith (2015-16)..... | 263 |
| 5. Tony Akins (2001-02)..... | 243 |
| 6. Stephon Marbury (1995-96)..... | 238 |
| 7. Jason Floyd (1998-99)..... | 211 |
| 8. Lewis Clinch (2008-09)..... | 210 |
| 9. Jon Barry (1990-91)..... | 209 |
| Drew Barry (1995-96)..... | 209 |
| 11. Dennis Scott (1987-88)..... | 208 |
| 12. Marvin Lewis (2003-04)..... | 206 |
| B.J. Elder (2003-04)..... | 206 |
| 14. Tony Akins (1998-99)..... | 198 |
| 15. Travis Best (1994-95)..... | 192 |
| 16. Matt Harpring (1996-97)..... | 190 |
| Quinton Stephens (2016-17)..... | 186 |
| 18. Shaun Fein (1999-00)..... | 186 |
| Tony Akins (2000-01)..... | 186 |
| 20. Tony Akins (1999-00)..... | 185 |
| Kenny Anderson (1990-91)..... | 185 |

3-Point Field Goal Pct.

| | |
|-----------------------------------|-----|
| 1. Bryan Hill (1990-91)..... | 480 |
| 2. Chris Bosh (2002-03)..... | 478 |
| 3. Lewis Clinch (2006-07)..... | 476 |
| 4. Dennis Scott (1987-88)..... | 471 |
| 5. Travis Best (1992-93)..... | 457 |
| 6. Anthony Morrow (2007-08)..... | 448 |
| 7. Jarrett Jack (2004-05)..... | 442 |
| 8. Mark Price (1982-83)..... | 440 |
| 9. Matt Harpring (1995-96)..... | 429 |
| Anthony Morrow (2005-06)..... | 429 |
| T.J. Vines (1998-99)..... | 427 |
| 13. Matt Causey (2007-08)..... | 424 |
| 14. Michael Maddox (1995-96)..... | 426 |
| 15. Tony Akins (2000-01)..... | 419 |
| Thaddeus Young (2006-07)..... | 418 |
| 17. Anthony Morrow (2006-07)..... | 418 |
| 18. Craig Neal (1986-87)..... | 415 |
| 19. Dennis Scott (1989-90)..... | 414 |
| 20. Kenny Anderson (1989-90)..... | 410 |

Free Throws

| | |
|---------------------------------------|-----|
| 1. Marcus Georges-Hunt (2015-16)..... | 205 |
| 2. Rich Yunkus (1970-71)..... | 187 |
| 3. Rich Yunkus (1969-70)..... | 180 |
| Josh Okogie (2016-17)..... | 180 |
| 5. Matt Harpring (1997-98)..... | 179 |
| 6. Roger Kaiser (1960-61)..... | 176 |
| 7. Roger Kaiser (1959-60)..... | 164 |
| 8. Dennis Scott (1989-90)..... | 161 |
| 9. Kenny Anderson (1990-91)..... | 155 |
| 10. Jarrett Jack (2003-04)..... | 154 |
| 11. Brian Oliver (1989-90)..... | 147 |
| 12. Bobby Kimmel (1956-57)..... | 143 |
| 13. Iman Shumpert (2010-11)..... | 141 |
| 14. Matt Harpring (1995-96)..... | 138 |
| 15. Mark Price (1984-85)..... | 137 |
| 16. Brook Stepp (1979-80)..... | 135 |
| 18. Alvin Jones (2000-01)..... | 133 |
| Josh Okogie (2017-18)..... | 133 |
| 20. Duane Ferrell (1987-88)..... | 131 |

Free Throw Attempts

| | |
|---------------------------------------|-----|
| 1. Marcus Georges-Hunt (2015-16)..... | 249 |
| 2. Rich Yunkus (1970-71)..... | 241 |
| Josh Okogie (2016-17)..... | 241 |
| 4. Alvin Jones (2000-01)..... | 223 |
| 5. Gani Lawal (2009-10)..... | 222 |
| 6. Matt Harpring (1997-98)..... | 221 |
| 7. Rich Yunkus (1969-70)..... | 217 |
| 8. Bobby Kimmel (1956-57)..... | 216 |
| 9. Brian Oliver (1989-90)..... | 204 |
| 10. Roger Kaiser (1960-61)..... | 203 |
| Dennis Scott (1989-90)..... | 203 |
| 12. Alvin Jones (1998-99)..... | 201 |
| 13. Jarrett Jack (2003-04)..... | 192 |
| 14. Roger Kaiser (1959-60)..... | 190 |
| 15. Malcolm Mackey (1991-92)..... | 189 |
| 16. Kenny Anderson (1990-91)..... | 187 |
| 17. Dion Glover (1997-98)..... | 186 |
| 18. Lenny Cohen (1956-57)..... | 183 |
| 19. Dave Denton (1959-60)..... | 183 |
| 20. Matt Harpring (1995-96)..... | 181 |

Free Throw Percentage

| | |
|-----------------------------------|-----|
| 1. Anthony Morrow (2005-06)..... | 887 |
| 2. Mark Price (1982-83)..... | 877 |
| 3. Maurice Miller (2010-11)..... | 871 |
| 4. R.D. Craddock (1963-64)..... | 876 |
| 5. Andy McCain (1971-72)..... | 869 |
| 6. Marvin Lewis (2000-01)..... | 868 |
| 7. Roger Kaiser (1959-60)..... | 867 |
| 8. Travis Best (1993-94)..... | 866 |
| Jarrett Jack (2004-05)..... | 866 |
| 10. Roger Kaiser (1958-59)..... | 865 |
| 11. R.D. Craddock (1962-63)..... | 865 |
| 12. Dave Clark (1966-67)..... | 862 |
| 13. Keith Weekly (1961-62)..... | 859 |
| Anthony Morrow (2007-08)..... | 859 |
| 15. Mark Price (1985-86)..... | 855 |
| 16. Steve Sherbak (1972-73)..... | 848 |
| 17. Anthony Morrow (2006-07)..... | 845 |
| 18. Travis Best (1994-95)..... | 847 |
| 19. Bob Seemer (1968-69)..... | 844 |
| 20. Jason Floyd (1998-99)..... | 842 |

Assists

| | |
|--------------------------------------|-----|
| 1. Craig Neal (1987-88)..... | 303 |
| 2. Kenny Anderson (1989-90)..... | 285 |
| 3. Drew Barry (1995-96)..... | 238 |
| 4. Brian Oliver (1988-89)..... | 223 |
| 5. Jarrett Jack (2003-04)..... | 213 |
| 6. Jon Barry (1991-92)..... | 207 |
| 7. Travis Best (1991-92)..... | 198 |
| 8. Jarrett Jack (2002-03)..... | 185 |
| 9. Javaris Crittenton (2006-07)..... | 184 |
| 10. Drew Barry (1994-95)..... | 181 |
| 11. Travis Best (1992-93)..... | 176 |
| Tony Akins (2001-02)..... | 176 |
| 13. Craig Neal (1986-87)..... | 171 |
| 14. Kenny Anderson (1990-91)..... | 169 |
| 15. Travis Best (1993-94)..... | 167 |
| 16. Drew Barry (1992-93)..... | 164 |
| 17. Jim Thorne (1969-70)..... | 163 |
| 18. Stephon Marbury (1995-96)..... | 161 |
| 19. Jim Thorne (1970-71)..... | 160 |
| 20. Iman Shumpert (2008-09)..... | 154 |

Assist Average

| | |
|---------------------------------------|-----|
| 1. Craig Neal (1987-88)..... | 9.5 |
| 2. Kenny Anderson (1989-90)..... | 8.1 |
| 3. Brian Oliver (1988-89)..... | 7.0 |
| 4. Drew Barry (1994-95)..... | 6.7 |
| 5. Drew Barry (1995-96)..... | 6.6 |
| 6. Jarrett Jack (2002-03)..... | 6.0 |
| 7. Drew Barry (1993-94)..... | 5.9 |
| 8. Travis Best (1992-93)..... | 5.9 |
| 9. Jon Barry (1991-92)..... | 5.9 |
| 10. Craig Neal (1986-87)..... | 5.9 |
| 11. Travis Best (1993-94)..... | 5.8 |
| 12. Javaris Crittenton (2006-07)..... | 5.8 |
| 13. Travis Best (1991-92)..... | 5.7 |
| Tony Akins (2001-02)..... | 5.7 |
| 15. Kenny Anderson (1990-91)..... | 5.6 |
| Jarrett Jack (2003-04)..... | 5.6 |

Steals

| | |
|------------------------------------|----|
| 1. Kenny Anderson (1990-91)..... | 89 |
| 2. Iman Shumpert (2010-11)..... | 85 |
| 3. Kenny Anderson (1989-90)..... | 79 |
| 4. Jarrett Jack (2003-04)..... | 74 |
| 5. Jon Barry (1991-92)..... | 71 |
| 6. Bruce Dalrymple (1985-86)..... | 70 |
| Dion Glover (1997-98)..... | 70 |
| 8. Mark Price (1984-85)..... | 66 |
| 9. Bruce Dalrymple (1984-85)..... | 65 |
| Drew Barry (1995-96)..... | 65 |
| Javaris Crittenton (2006-07)..... | 65 |
| 12. Mark Price (1985-86)..... | 64 |
| Iman Shumpert (2008-09)..... | 64 |
| 14. Stephon Marbury (1995-96)..... | 63 |
| Matt Harpring (1995-96)..... | 63 |
| 16. Dennis Scott (1989-90)..... | 62 |
| 17. George Thomas (1982-83)..... | 60 |
| Travis Best (1994-95)..... | 60 |
| 19. Tony Akins (2001-02)..... | 59 |
| 20. Travis Best (1993-94)..... | 58 |
| Jarrett Jack (2004-05)..... | 58 |
| Iman Shumpert (2009-10)..... | 58 |

Blocked Shots

| | |
|------------------------------------|-----|
| 1. Alvin Jones (1997-98) | 141 |
| 2. Ben Lammers (2016-17)..... | 125 |
| 3. Alvin Jones (1998-99)..... | 107 |
| 4. Alvin Jones (2000-01)..... | 101 |
| 5. John Salley (1984-85)..... | 82 |
| 6. Daniel Miller (2013-14)..... | 80 |
| 7. Ben Lammers (2017-18)..... | 78 |
| 8. Alvin Jones (1999-00)..... | 76 |
| 9. Daniel Miller (2011-12)..... | 75 |
| 10. Derrick Favors (2009-10)..... | 74 |
| 11. John Salley (1983-84)..... | 67 |
| 12. Chris Bosh (2002-03)..... | 67 |
| 13. Daniel Miller (2010-11)..... | 67 |
| 14. Matt Geiger (1991-92)..... | 65 |
| 15. Eddie Elisma (1995-96)..... | 65 |
| 16. Daniel Miller (2012-13)..... | 64 |
| 17. Malcolm Mackey (1992-93)..... | 61 |
| 18. John Salley (1985-86)..... | 59 |
| 19. Luke Schenscher (2004-05)..... | 56 |
| 20. Alade Aminu (2008-09)..... | 55 |

ANNUAL STATISTICAL LEADERS

Scoring Average

| Season | Player | G | Pts | Avg |
|---------|---------------------|----|-----|------|
| 1952-53 | Pete Silas | 22 | 374 | 17.0 |
| 1953-54 | Dick Lenholt | 24 | 300 | 12.5 |
| 1954-55 | Joe Helms | 25 | 362 | 14.5 |
| 1955-56 | Bobby Kimmel | 23 | 433 | 18.8 |
| 1956-57 | Bud Blemker | 26 | 426 | 16.4 |
| 1957-58 | Bud Blemker | 26 | 452 | 17.4 |
| 1958-59 | Bud Blemker | 26 | 388 | 14.9 |
| 1959-60 | Roger Kaiser | 28 | 638 | 22.8 |
| 1960-61 | Roger Kaiser | 26 | 608 | 23.4 |
| 1961-62 | Mike Tomasovich | 26 | 342 | 13.2 |
| 1962-63 | Jim Caldwell | 26 | 357 | 13.7 |
| 1963-64 | Jim Caldwell | 26 | 363 | 14.0 |
| 1964-65 | Jim Caldwell | 25 | 434 | 17.4 |
| 1965-66 | Phil Wagner | 26 | 387 | 14.9 |
| 1966-67 | Phil Wagner | 21 | 410 | 19.5 |
| 1967-68 | Phil Wagner | 20 | 392 | 19.6 |
| 1968-69 | Rich Yunkus | 25 | 603 | 24.1 |
| 1969-70 | Rich Yunkus | 27 | 814 | 30.1 |
| 1970-71 | Rich Yunkus | 32 | 815 | 25.5 |
| 1971-72 | Steve Post | 26 | 394 | 15.2 |
| 1972-73 | Steve Sherbak | 25 | 369 | 14.8 |
| 1973-74 | Jim Wood | 25 | 278 | 11.1 |
| 1974-75 | Jim Wood | 26 | 389 | 15.0 |
| 1975-76 | Jim Wood | 27 | 398 | 14.7 |
| 1976-77 | Tico Brown | 28 | 460 | 16.4 |
| 1977-78 | Sammy Drummer | 27 | 568 | 21.0 |
| 1978-79 | Sammy Drummer | 26 | 616 | 23.7 |
| 1979-80 | Brook Steppe | 26 | 491 | 18.9 |
| 1980-81 | Fred Hall | 27 | 330 | 12.2 |
| 1981-82 | Brook Steppe | 25 | 445 | 17.8 |
| 1982-83 | Mark Price | 28 | 568 | 20.3 |
| 1983-84 | Mark Price | 29 | 452 | 15.6 |
| 1984-85 | Mark Price | 35 | 583 | 16.7 |
| 1985-86 | Mark Price | 34 | 590 | 17.4 |
| 1986-87 | Duane Ferrell | 29 | 520 | 17.9 |
| 1987-88 | Tom Hammonds | 30 | 567 | 18.9 |
| 1988-89 | Tom Hammonds | 30 | 627 | 20.9 |
| 1989-90 | Dennis Scott | 35 | 970 | 27.7 |
| 1990-91 | Kenny Anderson | 30 | 776 | 25.9 |
| 1991-92 | Jon Barry | 35 | 602 | 17.2 |
| 1992-93 | James Forrest | 30 | 586 | 19.5 |
| 1993-94 | James Forrest | 25 | 475 | 19.0 |
| 1994-95 | Travis Best | 30 | 607 | 20.2 |
| 1995-96 | Stephen Marbury | 36 | 679 | 18.9 |
| 1996-97 | Matt Harpring | 27 | 513 | 19.0 |
| 1997-98 | Matt Harpring | 32 | 691 | 21.6 |
| 1998-99 | Jason Collier | 25 | 430 | 17.2 |
| 1999-00 | Jason Collier | 30 | 509 | 17.0 |
| 2000-01 | Tony Atkins | 30 | 436 | 14.5 |
| 2001-02 | Tony Atkins | 31 | 528 | 17.0 |
| 2002-03 | Chris Bosh | 31 | 485 | 15.6 |
| 2003-04 | B.J. Elder | 38 | 568 | 14.9 |
| 2004-05 | Jarrett Jack | 32 | 497 | 15.5 |
| 2005-06 | Anthony Morrow | 28 | 449 | 16.0 |
| 2006-07 | Javaris Crittenton | 32 | 460 | 14.4 |
| | Thaddeus Young | 31 | 445 | 14.4 |
| 2007-08 | Anthony Morrow | 32 | 456 | 14.3 |
| 2008-09 | Lewis Clinch | 24 | 372 | 15.5 |
| 2009-10 | Gani Lawal | 36 | 471 | 13.1 |
| 2010-11 | Iman Shumpert | 31 | 537 | 17.5 |
| 2011-12 | Glen Rice, Jr. | 21 | 274 | 13.0 |
| 2012-13 | Marcus Georges-Hunt | 31 | 334 | 10.8 |
| 2013-14 | Trae Golden | 31 | 411 | 13.3 |
| 2014-15 | Marcus Georges-Hunt | 31 | 407 | 13.6 |
| 2015-16 | Marcus Georges-Hunt | 36 | 601 | 16.7 |
| 2016-17 | Josh Okogie | 37 | 596 | 16.1 |
| 2017-18 | Josh Okogie | 24 | 437 | 18.2 |


Rebound Average

| Season | Player | G | Reb | Avg |
|---------|----------------------|----|-----|------|
| 1952-53 | Pete Silas | 22 | 301 | 13.7 |
| 1953-54 | record not available | | | |
| 1954-55 | Dick Lenholt | 25 | 264 | 10.6 |
| 1955-56 | Lenny Cohen | 23 | 215 | 9.3 |
| 1956-57 | Lenny Cohen | 26 | 288 | 11.1 |
| 1957-58 | Dave Denton | 22 | 239 | 10.9 |
| 1958-59 | Frank Inman | 25 | 179 | 7.2 |
| 1959-60 | Dave Denton | 28 | 239 | 8.5 |
| 1960-61 | Alan Nass | 26 | 271 | 10.4 |
| 1961-62 | Alan Nass | 26 | 244 | 9.4 |
| 1962-63 | Jim Caldwell | 26 | 283 | 10.9 |
| 1963-64 | Jim Caldwell | 26 | 364 | 14.0 |
| 1964-65 | Jim Caldwell | 25 | 346 | 13.8 |
| 1965-66 | Pete Thorne | 26 | 184 | 7.1 |
| 1966-67 | Pete Thorne | 26 | 170 | 6.5 |
| 1967-68 | Phil Wagner | 20 | 132 | 6.6 |
| 1968-69 | Rich Yunkus | 25 | 276 | 11.0 |
| 1969-70 | Rich Yunkus | 27 | 323 | 12.0 |
| 1970-71 | Rich Yunkus | 32 | 356 | 11.1 |
| 1971-72 | Karl Binns | 24 | 156 | 6.5 |
| 1972-73 | Andy McCain | 24 | 193 | 8.0 |
| 1973-74 | Harry Allen | 25 | 153 | 5.9 |
| 1974-75 | Jim Wood | 26 | 249 | 9.6 |
| 1975-76 | Mike Green | 27 | 171 | 6.3 |
| 1976-77 | Jim Wood | 28 | 187 | 6.7 |
| 1977-78 | Lenny Horton | 27 | 202 | 7.5 |

| | | | | |
|---------|------------------|----|-----|------|
| 1978-79 | Lenny Horton | 26 | 198 | 7.6 |
| 1979-80 | Lenny Horton | 26 | 170 | 6.5 |
| 1980-81 | Lee Goza | 27 | 177 | 6.6 |
| 1981-82 | Brook Steppe | 25 | 136 | 5.4 |
| 1982-83 | John Salley | 27 | 153 | 5.7 |
| 1983-84 | Yvon Joseph | 29 | 208 | 7.2 |
| 1984-85 | John Salley | 35 | 250 | 7.1 |
| 1985-86 | John Salley | 34 | 228 | 6.7 |
| 1986-87 | Tom Hammonds | 29 | 208 | 7.2 |
| 1987-88 | Tom Hammonds | 30 | 216 | 7.2 |
| 1988-89 | Tom Hammonds | 30 | 242 | 8.1 |
| 1989-90 | Malcolm Mackey | 35 | 262 | 7.5 |
| 1990-91 | Malcolm Mackey | 30 | 321 | 10.7 |
| 1991-92 | Malcolm Mackey | 35 | 316 | 9.0 |
| 1992-93 | Malcolm Mackey | 30 | 306 | 10.2 |
| 1993-94 | James Forrest | 25 | 198 | 7.9 |
| 1994-95 | James Forrest | 24 | 198 | 8.3 |
| 1995-96 | Matt Harpring | 36 | 293 | 8.1 |
| 1996-97 | Matt Harpring | 27 | 222 | 8.2 |
| | Eddie Elisma | 27 | 222 | 8.2 |
| 1997-98 | Matt Harpring | 32 | 302 | 9.4 |
| 1998-99 | Alvin Jones | 31 | 302 | 9.7 |
| 1999-00 | Jason Collier | 30 | 276 | 9.2 |
| 2000-01 | Alvin Jones | 30 | 312 | 10.4 |
| 2001-02 | Ed Nelson | 31 | 215 | 6.9 |
| 2002-03 | Chris Bosh | 31 | 278 | 9.0 |
| 2003-04 | Luke Schenscher | 38 | 252 | 6.6 |
| 2004-05 | Luke Schenscher | 32 | 235 | 7.3 |
| 2005-06 | Jeremis Smith | 28 | 230 | 8.2 |
| 2006-07 | Jeremis Smith | 32 | 190 | 5.9 |
| 2007-08 | Jeremis Smith | 32 | 227 | 7.1 |
| 2008-09 | Gani Lawal | 31 | 294 | 9.5 |
| 2009-10 | Gani Lawal | 36 | 305 | 8.5 |
| 2010-11 | Iman Shumpert | 31 | 184 | 5.9 |
| 2011-12 | Glen Rice, Jr. | 21 | 141 | 6.7 |
| 2012-13 | Daniel Miller | 31 | 206 | 6.6 |
| 2013-14 | Daniel Miller | 33 | 258 | 7.8 |
| 2014-15 | Charles Mitchell | 31 | 218 | 7.0 |
| 2015-16 | Charles Mitchell | 36 | 349 | 9.7 |
| 2016-17 | Ben Lammers | 37 | 342 | 9.2 |
| 2017-18 | Ben Lammers | 32 | 259 | 8.1 |

Field Goal Percentage

| Season | Player | G | FG-FGA | Pct |
|---------|------------------|----|---------|------|
| 1952-53 | Bill Cohen | 22 | 79-207 | .382 |
| 1953-54 | Dick Lenholt | 24 | 115-306 | .376 |
| 1954-55 | Bill Cohen | 25 | 94-252 | .373 |
| 1955-56 | Bobby Kimmel | 23 | 137-342 | .401 |
| 1956-57 | Terry Randall | 26 | 153-346 | .442 |
| 1957-58 | Terry Randall | 25 | 157-387 | .406 |
| 1958-59 | Terry Randall | 26 | 138-324 | .426 |
| 1959-60 | Roger Kaiser | 28 | 237-503 | .471 |
| 1960-61 | Josh Powell | 22 | 51-121 | .421 |
| 1961-62 | Josh Powell | 26 | 99-231 | .429 |
| 1962-63 | Charlie Spooner | 24 | 41-83 | .494 |
| 1963-64 | R.D. Craddock | 25 | 113-253 | .447 |
| 1964-65 | R.D. Craddock | 25 | 144-294 | .490 |
| 1965-66 | Pete Caldwell | 25 | 55-111 | .495 |
| 1966-67 | Phil Wagner | 21 | 164-291 | .564 |
| 1967-68 | Stan Guth | 17 | 58-108 | .537 |
| 1968-69 | Rich Yunkus | 25 | 243-465 | .523 |
| 1969-70 | Bill Mayer | 27 | 123-194 | .634 |
| 1970-71 | Tommy Wilson | 31 | 103-207 | .498 |
| 1971-72 | Steve Post | 26 | 146-271 | .539 |
| 1972-73 | Andy McCain | 24 | 152-308 | .493 |
| 1973-74 | Jim Wood | 25 | 119-257 | .463 |
| 1974-75 | Jim Wood | 26 | 167-327 | .510 |
| 1975-76 | Mike Green | 27 | 81-150 | .540 |
| 1976-77 | Randy Foster | 28 | 91-173 | .526 |
| 1977-78 | Lenny Horton | 27 | 107-175 | .611 |
| 1978-79 | Lenny Horton | 26 | 136-223 | .610 |
| 1979-80 | Lenny Horton | 26 | 171-293 | .584 |
| 1980-81 | Lee Goza | 27 | 106-174 | .609 |
| 1981-82 | Lee Goza | 26 | 70-110 | .636 |
| 1982-83 | John Salley | 27 | 104-207 | .502 |
| 1983-84 | John Salley | 29 | 126-214 | .589 |
| 1984-85 | John Salley | 35 | 193-308 | .627 |
| 1985-86 | Tom Hammonds | 34 | 168-276 | .609 |
| 1986-87 | Tom Hammonds | 29 | 206-362 | .569 |
| 1987-88 | Tom Hammonds | 30 | 229-403 | .568 |
| 1988-89 | Brian Oliver | 32 | 191-345 | .554 |
| 1989-90 | Brian Oliver | 34 | 260-504 | .516 |
| 1990-91 | Malcolm Mackey | 30 | 190-345 | .551 |
| 1991-92 | Matt Geiger | 35 | 165-270 | .611 |
| 1992-93 | James Forrest | 30 | 246-454 | .542 |
| 1993-94 | Ivano Newbill | 29 | 66-121 | .545 |
| 1994-95 | Eddie Elisma | 30 | 75-145 | .517 |
| 1995-96 | Eddie Elisma | 36 | 129-202 | .639 |
| 1996-97 | Eddie Elisma | 27 | 102-200 | .510 |
| 1997-98 | Alvin Jones | 33 | 80-161 | .497 |
| 1998-99 | Alvin Jones | 31 | 145-277 | .523 |
| 1999-00 | Jason Collier | 30 | 178-376 | .473 |
| 2000-01 | Alvin Jones | 30 | 134-278 | .482 |
| 2001-02 | Ed Nelson | 31 | 101-202 | .500 |
| 2002-03 | Chris Bosh | 31 | 168-300 | .560 |
| 2003-04 | Isma'il Muhammad | 38 | 96-203 | .570 |
| 2004-05 | Ra'Sean Dickey | 29 | 54-87 | .621 |
| 2005-06 | Ra'Sean Dickey | 28 | 148-248 | .597 |
| 2006-07 | Ra'Sean Dickey | 32 | 106-178 | .596 |



CLOCKWISE FROM ABOVE - MARK PRICE IS THE ONLY PLAYER EVER TO LEAD TECH IN SCORING FOUR STRAIGHT YEARS. JIM CALDWELL WAS THE FIRST TECH PLAYER TO AVERAGED DOUBLE FIGURES IN REBOUNDING THREE STRAIGHT YEARS. ALVIN JONES BLOCKED MORE THAN 100 SHOTS IN THREE OF HIS FOUR YEARS.

| | | | | | | | | | |
|---------------------|------------------------|--------|---------|---------|------------------------------|---------------------------|-------|---------|------|
| Jeremis Smith | 32 | 99-166 | .596 | 2011-12 | Nick Foreman | 30 | 10-26 | .385 | |
| 2007-08 | Gani Lawal | 32 | 90-158 | .570 | 2012-13 | Jason Morris | 18 | 13-31 | .419 |
| 2008-09 | Gani Lawal | 31 | 184-331 | .556 | 2013-14 | Marcus Georges-Hunt | 33 | 29-85 | .478 |
| 2009-10 | Gani Lawal | 36 | 179-293 | .611 | 2014-15 | Chris Bolden | 25 | 30-92 | .426 |
| 2010-11 | Daniel Miller | 31 | 60-121 | .496 | 2015-16 | Adam Smith | 36 | 109-263 | .318 |
| 2011-12 | Kamameon Holsey | 31 | 121-205 | .590 | 2016-17 | Josh Okogie | 37 | 28-73 | .384 |
| 2012-13 | Kamameon Holsey | 31 | 111-199 | .558 | 2017-18 | Josh Okogie | 24 | 38-100 | .388 |
| 2013-14 | Daniel Miller | 33 | 149-258 | .578 | Free Throw Percentage | | | | |
| 2014-15 | Charles Mitchell | 31 | 124-238 | .521 | Season | Player | G | FT-FTA | Pct |
| 2015-16 | Charles Mitchell | 36 | 154-297 | .519 | 1952-53 | Howard Sneed | 22 | 74-104 | .712 |
| 2016-17 | Ben Lammers | 37 | 214-415 | .516 | 1953-54 | Johnny Harwell | 24 | 45-65 | .692 |
| 2017-18 | Abdoulaye Gueye | 31 | 71-152 | .467 | | | | | |


3-Point Field Goal Percentage

| Season | Player | G | 3P-3PA | Pct |
|---------|----------------|----|---------|------|
| 1982-83 | Mark Price | 28 | 73-166 | .440 |
| 1986-87 | Craig Neal | 29 | 34-82 | .415 |
| 1987-88 | Dennis Scott | 32 | 98-208 | .471 |
| 1988-89 | Brian Oliver | 32 | 28-70 | .400 |
| 1989-90 | Dennis Scott | 35 | 137-331 | .414 |
| 1990-91 | Bryan Hill | 29 | 24-50 | .480 |
| 1991-92 | Travis Best | 35 | 56-145 | .386 |
| 1992-93 | Travis Best | 30 | 80-175 | .457 |
| 1993-94 | Fred Vinson | 29 | 72-181 | .398 |
| 1994-95 | Drew Barry | 27 | 50-117 | .427 |
| 1995-96 | Matt Harpring | 36 | 66-154 | .429 |
| 1996-97 | Matt Harpring | 27 | 65-190 | .342 |
| 1997-98 | Jason Floyd | 33 | 44-114 | .386 |
| 1998-99 | T.J. Vines | 31 | 44-103 | .427 |
| 1999-00 | Jason Collier | 30 | 31-84 | .369 |
| 2000-01 | Tony Atkins | 30 | 78-186 | .419 |
| 2001-02 | Tony Atkins | 31 | 98-243 | .403 |
| 2002-03 | Chris Bosh | 31 | 22-46 | .478 |
| 2003-04 | Marvin Lewis | 38 | 82-206 | .398 |
| 2004-05 | Jarrett Jack | 32 | 46-104 | .442 |
| 2005-06 | Anthony Morrow | 28 | 78-182 | .429 |
| 2006-07 | Thaddeus Young | 31 | 39-93 | .419 |
| 2007-08 | Lewis Clinch | 32 | 81-181 | .448 |
| 2008-09 | Lewis Clinch | 24 | 71-220 | .338 |
| 2009-10 | Glen Rice, Jr. | 36 | 28-60 | .467 |
| 2010-11 | Jason Morris | 31 | 22-55 | .400 |

Free Throw Percentage

| Season | Player | G | FT-FTA | Pct |
|---------|----------------|----|---------|------|
| 1952-53 | Howard Snead | 22 | 74-104 | .712 |
| 1953-54 | Johnny Harwell | 24 | 45-65 | .692 |
| 1954-55 | Bobby Kimmel | 25 | 122-170 | .718 |
| 1955-56 | Bobby Kimmel | 23 | 159-207 | .768 |
| 1956-57 | Bud Blenkler | 26 | 104-125 | .832 |
| 1957-58 | Bud Blenkler | 26 | 88-111 | .793 |
| 1958-59 | Roger Kaiser | 26 | 106-127 | .835 |
| 1959-60 | Roger Kaiser | 28 | 164-190 | .864 |
| 1960-61 | Roger Kaiser | 26 | 176-203 | .867 |
| 1961-62 | Josh Powell | 26 | 66-84 | .785 |
| 1962-63 | R.D. Craddock | 26 | 64-74 | .865 |
| 1963-64 | R.D. Craddock | 25 | 113-137 | .825 |
| 1964-65 | R.D. Craddock | 25 | 92-105 | .876 |
| 1965-66 | Pres Judy | 26 | 63-77 | .818 |
| 1966-67 | Phil Wagner | 21 | 82-104 | .788 |
| 1967-68 | Dave Clark | 25 | 75-87 | .862 |
| 1968-69 | Jim Thorne | 24 | 55-70 | .784 |
| 1969-70 | Bob Seamer | 27 | 76-90 | .844 |
| 1970-71 | Rich Yunius | 32 | 187-241 | .776 |
| 1971-72 | Steve Post | 26 | 102-129 | .791 |
| 1972-73 | Andy McCain | 24 | 53-61 | .869 |
| 1973-74 | Ray Schintzer | 25 | 40-53 | .755 |
| 1974-75 | Ray Schintzer | 26 | 92-115 | .800 |
| 1975-76 | Ray Schintzer | 27 | 46-56 | .821 |
| 1976-77 | Tico Brown | 28 | 78-95 | .821 |
| 1977-78 | Sammy Drummer | 27 | 104-128 | .813 |
| 1978-79 | Lenny Horton | 26 | 65-78 | .833 |
| 1979-80 | Lenny Horton | 26 | 104-127 | .819 |
| 1980-81 | Lee Goza | 27 | 54-80 | .675 |
| 1981-82 | Brook Steppe | 25 | 95-129 | .736 |
| 1982-83 | Mark Price | 28 | 93-106 | .877 |

ANNUAL STATISTICAL LEADERS



JIM CALDWELL



ALVIN JONES

| | | | | |
|---------|---------------------|----|---------|-----|
| 1983-84 | Mark Price | 29 | 70-85 | 824 |
| 1984-85 | Mark Price | 35 | 137-163 | 840 |
| 1985-86 | Mark Price | 34 | 124-145 | 855 |
| 1986-87 | Duane Ferrell | 29 | 112-138 | 811 |
| 1987-88 | Tom Hammonds | 30 | 109-132 | 826 |
| 1988-89 | Dennis Scott | 32 | 79-97 | 814 |
| 1989-90 | Dennis Scott | 35 | 161-203 | 793 |
| 1990-91 | Kenny Anderson | 30 | 155-187 | 829 |
| 1991-92 | Travis Best | 35 | 72-98 | 735 |
| 1992-93 | Travis Best | 30 | 82-109 | 752 |
| 1993-94 | Travis Best | 29 | 123-142 | 866 |
| 1994-95 | Travis Best | 30 | 116-137 | 847 |
| 1995-96 | Drew Barry | 36 | 105-133 | 789 |
| 1996-97 | Eddie Elisma | 27 | 57-79 | 722 |
| 1997-98 | Matt Harpring | 32 | 179-221 | 810 |
| 1998-99 | Jason Floyd | 31 | 48-57 | 842 |
| 1999-00 | Tony Akins | 30 | 55-71 | 775 |
| 2000-01 | Marvin Lewis | 30 | 46-53 | 868 |
| 2001-02 | Marvin Lewis | 31 | 63-72 | 875 |
| 2002-03 | Marvin Lewis | 31 | 60-73 | 822 |
| 2003-04 | Jarrett Jack | 38 | 154-192 | 802 |
| 2004-05 | Jarrett Jack | 32 | 123-142 | 866 |
| 2005-06 | Anthony Morrow | 28 | 63-71 | 887 |
| 2006-07 | Anthony Morrow | 32 | 49-58 | 845 |
| 2007-08 | Anthony Morrow | 32 | 67-78 | 859 |
| 2008-09 | Zachary Peacock | 30 | 55-75 | 733 |
| 2009-10 | Maurice Miller | 32 | 43-53 | 811 |
| 2010-11 | Maurice Miller | 32 | 54-62 | 871 |
| 2011-12 | Daniel Miller | 31 | 32-42 | 762 |
| 2012-13 | Daniel Miller | 31 | 51-70 | 729 |
| 2013-14 | Trae Golden | 31 | 119-152 | 783 |
| 2014-15 | Marcus Georges-Hunt | 30 | 116-152 | 763 |
| 2015-16 | Marcus Georges-Hunt | 36 | 205-249 | 823 |
| 2016-17 | Josh Okogie | 37 | 180-241 | 747 |
| 2017-18 | Josh Okogie | 24 | 133-162 | 821 |

Assist Average

| Season | Player | G | No | Avg |
|---------|---------------------|----|-----|-----|
| 1965-66 | Phil Wagner | 26 | 99 | 3.8 |
| 1966-67 | Phil Wagner | 21 | 88 | 4.2 |
| 1967-68 | Phil Wagner | 20 | 78 | 3.9 |
| 1968-69 | Jim Thorne | 24 | 88 | 3.7 |
| 1969-70 | Jim Thorne | 27 | 163 | 6.0 |
| 1970-71 | Jim Thorne | 30 | 160 | 5.3 |
| 1971-72 | Frank Samoylo | 25 | 88 | 3.5 |
| 1972-73 | Steve Sherbak | 25 | 141 | 5.6 |
| 1973-74 | Steve Sherbak | 15 | 51 | 3.4 |
| 1974-75 | Mike Bottorf | 26 | 72 | 2.8 |
| 1975-76 | Mike Bottorf | 27 | 70 | 2.6 |
| 1976-77 | Ray Schnitzer | 28 | 60 | 2.1 |
| 1977-78 | Billy Smith | 27 | 61 | 2.3 |
| 1978-79 | Billy Smith | 25 | 49 | 2.0 |
| 1979-80 | Brook Steppe | 26 | 64 | 2.5 |
| 1980-81 | George Thomas | 21 | 64 | 3.0 |
| 1981-82 | Brian Howard | 25 | 62 | 2.5 |
| 1982-83 | Mark Price | 28 | 91 | 3.3 |
| 1983-84 | Mark Price | 29 | 121 | 4.2 |
| 1984-85 | Mark Price | 35 | 150 | 4.3 |
| 1985-86 | Mark Price | 34 | 148 | 4.4 |
| 1986-87 | Craig Neal | 29 | 171 | 5.9 |
| 1987-88 | Craig Neal | 32 | 303 | 9.5 |
| 1988-89 | Brian Oliver | 32 | 223 | 7.0 |
| 1989-90 | Kenny Anderson | 35 | 285 | 8.1 |
| 1990-91 | Kenny Anderson | 30 | 169 | 5.6 |
| 1991-92 | Jon Barry | 35 | 207 | 5.9 |
| 1992-93 | Travis Best | 30 | 176 | 5.9 |
| 1993-94 | Drew Barry | 24 | 141 | 5.9 |
| 1994-95 | Drew Barry | 27 | 181 | 6.7 |
| 1995-96 | Drew Barry | 36 | 238 | 6.6 |
| 1996-97 | Kevin Morris | 27 | 85 | 3.1 |
| 1997-98 | Travis Spivey | 33 | 143 | 4.3 |
| 1998-99 | Tony Akins | 31 | 148 | 4.8 |
| 1999-00 | Tony Akins | 30 | 108 | 3.6 |
| 2000-01 | Tony Akins | 30 | 128 | 4.3 |
| 2001-02 | Tony Akins | 31 | 176 | 5.7 |
| 2002-03 | Jarrett Jack | 31 | 185 | 6.0 |
| 2003-04 | Jarrett Jack | 38 | 213 | 5.6 |
| 2004-05 | Jarrett Jack | 32 | 145 | 4.5 |
| 2005-06 | Zam Fredrick | 28 | 110 | 3.9 |
| 2006-07 | Javaris Crittenton | 32 | 184 | 5.8 |
| 2007-08 | Matt Causey | 30 | 111 | 3.7 |
| 2008-09 | Iman Shumpert | 31 | 154 | 4.9 |
| 2009-10 | Iman Shumpert | 30 | 120 | 4.0 |
| 2010-11 | Iman Shumpert | 31 | 108 | 4.2 |
| 2011-12 | Mfon Udofia | 31 | 88 | 2.8 |
| 2012-13 | Mfon Udofia | 31 | 91 | 2.9 |
| 2013-14 | Trae Golden | 31 | 97 | 3.1 |
| 2014-15 | Travis Jorgenson | 30 | 100 | 3.3 |
| 2015-16 | Marcus Georges-Hunt | 36 | 119 | 3.3 |
| 2016-17 | Josh Heath | 33 | 144 | 4.4 |
| 2017-18 | Jose Alvarado | 25 | 77 | 3.1 |

Blocked Shots

| Season | Player | G | No | Avg |
|---------|---------------|----|----|-----|
| 1976-77 | Tico Brown | 28 | 18 | 0.6 |
| 1977-78 | Lenny Horton | 27 | 8 | 0.3 |
| 1978-79 | Steve Neal | 26 | 15 | 0.6 |
| 1979-80 | Lenny Horton | 26 | 5 | 0.2 |
| | Kerry O'Brien | 26 | 5 | 0.2 |

| | | | | |
|---------|-----------------|----|-----|-----|
| 1980-81 | Lee Goza | 27 | 14 | 0.5 |
| 1981-82 | Brook Steppe | 25 | 10 | 0.4 |
| 1982-83 | John Salley | 27 | 35 | 1.3 |
| 1983-84 | John Salley | 29 | 67 | 2.3 |
| 1984-85 | John Salley | 35 | 82 | 2.3 |
| 1985-86 | John Salley | 34 | 59 | 1.7 |
| 1986-87 | Antoine Ford | 29 | 45 | 1.6 |
| 1987-88 | Duane Ferrell | 32 | 24 | 0.8 |
| 1988-89 | Tom Hammonds | 30 | 26 | 0.9 |
| 1989-90 | Malcolm Mackey | 35 | 41 | 1.8 |
| 1990-91 | Malcolm Mackey | 30 | 54 | 1.8 |
| 1991-92 | Matt Geiger | 35 | 65 | 1.9 |
| 1992-93 | Malcolm Mackey | 30 | 61 | 2.0 |
| 1993-94 | Eddie Elisma | 29 | 26 | 0.9 |
| 1994-95 | Eddie Elisma | 30 | 35 | 1.2 |
| 1995-96 | Eddie Elisma | 36 | 65 | 1.8 |
| 1996-97 | Eddie Elisma | 27 | 54 | 2.0 |
| 1997-98 | Alvin Jones | 33 | 141 | 4.3 |
| 1998-99 | Alvin Jones | 31 | 107 | 3.5 |
| 1999-00 | Alvin Jones | 30 | 76 | 2.5 |
| 2000-01 | Alvin Jones | 30 | 101 | 3.4 |
| 2001-02 | Luke Schenscher | 19 | 22 | 1.2 |
| 2002-03 | Chris Bosh | 31 | 67 | 2.2 |
| 2003-04 | Luke Schenscher | 38 | 54 | 1.4 |
| 2004-05 | Luke Schenscher | 32 | 56 | 1.8 |
| 2005-06 | Ra'Sean Dickey | 28 | 43 | 1.5 |
| 2006-07 | Ra'Sean Dickey | 32 | 31 | 1.9 |
| 2007-08 | Gani Lawal | 32 | 32 | 1.0 |
| 2008-09 | Alade Aminu | 31 | 55 | 1.7 |
| 2009-10 | Derrick Favors | 36 | 74 | 2.1 |
| 2010-11 | Daniel Miller | 31 | 67 | 2.2 |
| 2011-12 | Daniel Miller | 31 | 75 | 2.4 |
| 2012-13 | Daniel Miller | 31 | 64 | 2.1 |
| 2013-14 | Daniel Miller | 33 | 80 | 2.4 |
| 2014-15 | Demarco Cox | 31 | 28 | 0.9 |
| 2015-16 | Ben Lammers | 36 | 47 | 1.3 |
| 2016-17 | Ben Lammers | 37 | 125 | 3.4 |
| 2017-18 | Ben Lammers | 32 | 78 | 2.4 |

Steals

| Season | Player | G | No | Avg |
|---------|---------------------|----|----|-----|
| 1976-77 | Ray Schnitzer | 28 | 45 | 1.6 |
| 1977-78 | Sammy Drummer | 27 | 39 | 1.4 |
| | Billy Smith | 27 | 39 | 1.4 |
| 1978-79 | Sammy Drummer | 26 | 51 | 2.0 |
| 1979-80 | Lenny Horton | 26 | 36 | 1.4 |
| 1980-81 | George Thomas | 21 | 42 | 2.0 |
| 1981-82 | Brook Steppe | 25 | 26 | 1.0 |
| 1982-83 | George Thomas | 27 | 60 | 2.2 |
| 1983-84 | Mark Price | 29 | 55 | 1.9 |
| 1984-85 | Mark Price | 35 | 66 | 1.9 |
| 1985-86 | Mark Price | 34 | 64 | 1.9 |
| 1986-87 | Bruce Dalrymple | 28 | 51 | 1.8 |
| 1987-88 | Craig Neal | 32 | 56 | 1.8 |
| 1988-89 | Dennis Scott | 32 | 45 | 1.4 |
| 1989-90 | Kenny Anderson | 35 | 79 | 2.6 |
| 1990-91 | Kenny Anderson | 30 | 89 | 3.0 |
| 1991-92 | Jon Barry | 35 | 71 | 2.0 |
| 1992-93 | Travis Best | 30 | 51 | 1.7 |
| 1993-94 | Travis Best | 29 | 58 | 2.0 |
| 1994-95 | Travis Best | 30 | 60 | 2.0 |
| 1995-96 | Drew Barry | 36 | 65 | 1.8 |
| 1996-97 | Kevin Morris | 27 | 43 | 1.6 |
| 1997-98 | Dion Glover | 33 | 70 | 2.1 |
| 1998-99 | Tony Akins | 31 | 44 | 1.4 |
| 1999-00 | Tony Akins | 30 | 35 | 1.2 |
| 2000-01 | T.J. Vines | 30 | 39 | 1.2 |
| 2001-02 | Tony Akins | 31 | 59 | 1.9 |
| 2002-03 | Jarrett Jack | 31 | 51 | 1.6 |
| 2003-04 | Jarrett Jack | 38 | 74 | 1.9 |
| 2004-05 | Jarrett Jack | 32 | 58 | 1.8 |
| 2005-06 | Mario West | 22 | 45 | 2.0 |
| 2006-07 | Javaris Crittenton | 32 | 65 | 2.0 |
| 2007-08 | Jeremis Smith | 32 | 45 | 1.4 |
| 2008-09 | Iman Shumpert | 31 | 64 | 2.1 |
| 2009-10 | Iman Shumpert | 30 | 58 | 1.9 |
| 2010-11 | Iman Shumpert | 31 | 85 | 2.7 |
| 2011-12 | Glen Rice, Jr. | 21 | 28 | 1.3 |
| 2012-13 | Daniel Miller | 31 | 27 | 0.9 |
| 2013-14 | Daniel Miller | 33 | 38 | 1.2 |
| 2014-15 | Marcus Georges-Hunt | 30 | 39 | 1.3 |
| 2015-16 | Marcus Georges-Hunt | 36 | 31 | 0.9 |
| 2016-17 | Josh Okogie | 37 | 48 | 1.3 |
| 2017-18 | Josh Okogie | 24 | 42 | 1.8 |

TEAM SEASON HIGHS

Most Points

| | |
|----------------|---------|
| 1. 3096 | 1989-90 |
| 2. 2911 | 2003-04 |
| 3. 2888 | 1995-96 |
| 4. 2813 | 1991-92 |
| 5. 2637 | 2015-16 |
| 6. 2621 | 2009-10 |
| 7. 2614 | 1987-88 |
| 8. 2566 | 1988-89 |
| 9. 2553 | 1985-86 |
| 10. 2518 | 1997-98 |

Fewest Points

| | |
|----------------|---------|
| 1. 1483 | 1979-80 |
| 2. 1503 | 1980-81 |
| 3. 1544 | 1981-82 |
| 4. 1626 | 1961-62 |
| 5. 1659 | 1955-56 |
| 6. 1671 | 1960-61 |
| 7. 1818 | 1957-58 |
| 8. 1841 | 1962-63 |
| 9. 1846 | 1967-68 |
| 10. 1850 | 1964-65 |

Highest Scoring Avg.

| | |
|----------------|---------|
| 1. 88.5 | 1989-90 |
| 2. 82.8 | 1966-67 |
| 3. 82.5 | 1990-91 |
| 4. 81.7 | 1987-88 |
| 5. 81.6 | 1969-70 |
| 6. 80.4 | 1991-92 |
| 7. 80.3 | 1965-66 |
| 8. 80.22 | 1995-96 |
| 9. 80.19 | 1988-89 |
| 10. 80.0 | 1994-95 |

Lowest Scoring Avg.

| | |
|----------------|---------|
| 1. 55.7 | 1980-81 |
| 2. 57.0 | 1979-80 |
| 3. 59.4 | 1981-82 |
| 4. 60.2 | 2011-12 |
| 5. 61.5 | 1996-97 |
| 6. 62.5 | 1961-62 |
| 7. 63.3 | 2014-15 |
| 8. 64.3 | 1960-61 |
| 9. 64.3 | 2012-13 |
| 10. 65.7 | 2017-18 |

Highest Scoring Margin

| | |
|----------------|---------|
| 1. +12.2 | 1978-79 |
| 2. +11.6 | 1985-86 |
| 3. +9.5 | 1960-61 |
| 4. +9.4 | 2003-04 |
| 5. +9.2 | 2006-07 |
| 6. +9.0 | 1984-85 |
| 7. +7.69 | 1987-88 |
| 8. +7.66 | 1989-90 |
| 9. +7.4 | 2004-05 |
| 10. +7.1 | 2009-10 |

Most Field Goals

| | |
|---------------|---------|
| 1. 1141 | 1989-90 |
| 2. 1056 | 1991-92 |
| 3. 1031 | 1995-96 |
| 4. 1029 | 2003-04 |
| 5. 1008 | 1985-86 |
| 6. 996 | 1987-88 |
| 7. 966 | 1970-71 |
| 8. 965 | 2015-16 |
| 9. 957 | 1988-89 |
| 10. 948 | 2009-10 |

Most Field Goal Attempts

| | |
|----------------|---------|
| 1. 2302 | 1989-90 |
| 2. 2213 | 2003-04 |
| 3. 2183 | 1991-92 |
| 4. 2161 | 1995-96 |
| 5. 2150 | 2015-16 |
| 6. 2113 | 1970-71 |
| 7. 2079 | 2016-17 |
| 8. 2064 | 2009-10 |
| 9. 2005 | 1997-98 |
| 10. 1995 | 1990-91 |

Highest Field Goal Pct.

| | |
|----------------------------|---------|
| 1. .546 (1008-1846) | 1985-86 |
| 2. .529 (623-1178) | 1981-82 |
| 3. .516 (943-1827) | 1984-85 |
| 4. .511 (841-1647) | 1969-70 |
| 5. .509 (792-1556) | 1983-84 |
| 6. .503 (996-1981) | 1987-88 |
| 7. .497 (794-1598) | 1978-79 |
| 8. .4964 (957-1928) | 1988-89 |
| 9. .4957 (1141-2302) | 1989-90 |
| 10. .493 (905-1833) | 1992-93 |

Lowest Field Goal Pct.

| | |
|---------------------------|---------|
| 1. .348 (579-1645) | 1955-56 |
| 2. .359 (683-1903) | 1957-58 |
| 3. .362 (678-1874) | 1956-57 |
| 4. .372 (612-1643) | 1961-62 |
| 5. .3765 (605-1607) | 1960-61 |
| 6. .3761 (689-1832) | 1958-59 |
| 7. .396 (590-1489) | 1996-97 |
| 8. .400 (775-1936) | 1973-74 |
| 9. .405 (752-1855) | 2010-11 |
| 10. .407 (731-1978) | 1962-63 |

Most 3-Pt. Field Goals

| | |
|---------------|---------|
| 1. 296 | 1995-96 |
| 2. 267 | 2003-04 |
| 3. 261 | 2001-02 |
| 4. 260 | 1989-90 |
| 5. 260 | 2000-01 |
| 6. 242 | 1999-00 |
| 7. 231 | 1997-98 |
| 8. 219 | 1998-99 |
| 9. 214 | 2007-08 |
| 10. 213 | 2009-10 |
| 213 | 2015-16 |

Most 3-Pt. FG Attempts

| | |
|---------------|---------|
| 1. 776 | 1995-96 |
| 2. 729 | 2003-04 |
| 3. 715 | 1997-98 |
| 4. 705 | 1999-00 |
| 5. 700 | 2000-01 |
| 6. 695 | 2001-02 |
| 7. 663 | 1998-99 |
| 8. 645 | 1989-90 |
| 9. 643 | 2010-11 |
| 10. 597 | 2015-16 |

Highest 3-Pt. FG Pct.

| | |
|--------------------------|----------|
| 1. .427 (112-265) | *1982-83 |
| 2. .423 (154-364) | 1987-88 |
| 3. .403 (260-645) | 1989-90 |
| 4. .386 (154-399) | 2005-06 |
| 5. .385 (147-382) | 1992-93 |
| 6. .381 (296-776) | 1995-96 |
| 7. .377 (195-517) | 1994-95 |
| 8. .376 (261-695) | 2001-02 |
| 9. .375 (154-411) | 1988-89 |
| 10. .372 (214-575) | 2007-08 |

Lowest 3-Pt. FG Pct.

| | |
|--------------------------|---------|
| 1. .267 (131-491) | 2014-15 |
| 2. .290 (168-579) | 1996-97 |
| 3. .299 (192-643) | 2010-11 |
| 4. .312 (158-507) | 2011-12 |
| 5. .315 (173-549) | 2013-14 |
| 6. .318 (173-544) | 2012-13 |
| 7. .318 (156-490) | 2017-18 |
| 8. .323 (231-715) | 1997-98 |
| 9. .323 (159-492) | 2008-09 |
| 10. .330 (219-663) | 1998-99 |

*3-pt line of 17ft-9in for 1982-83 season;
no 3-pt shot from 1983-86; 19ft-9in from
1986-87 through 2007-08.; 20ft-9in
since then.

Most Free Throws

| | |
|---------------|---------|
| 1. 656 | 1956-57 |
| 2. 586 | 2003-04 |
| 3. 582 | 1970-71 |
| 4. 562 | 1984-85 |
| 5. 554 | 1989-90 |
| 6. 537 | 1985-86 |
| 7. 530 | 1995-96 |
| 8. 527 | 1959-60 |
| 9. 523 | 1997-98 |
| 10. 521 | 1969-70 |

Fewest Free Throws

| | |
|---------------|---------|
| 1. 287 | 1980-81 |
| 2. 298 | 1981-82 |
| 3. 308 | 2011-12 |
| 4. 312 | 1996-97 |
| 5. 318 | 2012-13 |
| 6. 337 | 1979-80 |
| 7. 350 | 1972-73 |
| 8. 363 | 2014-15 |
| 9. 374 | 1992-93 |
| 10. 379 | 1962-63 |

Most Free Throw Att.

| | |
|---------------|---------|
| 1. 943 | 1956-57 |
| 2. 847 | 2003-04 |
| 3. 825 | 1970-71 |
| 4. 794 | 1984-85 |
| 5. 782 | 1989-90 |
| 6. 779 | 2009-10 |
| 7. 766 | 1991-92 |
| 766 | 1997-98 |
| 9. 754 | 1995-96 |
| 10. 749 | 1971-72 |

Fewest Free Throw Att.

| | |
|---------------|---------|
| 1. 459 | 1981-82 |
| 2. 462 | 1979-80 |
| 3. 470 | 1980-81 |
| 4. 471 | 2011-12 |
| 5. 477 | 1996-97 |
| 6. 479 | 1972-73 |
| 7. 501 | 2012-13 |
| 8. 512 | 1977-78 |
| 9. 516 | 1962-63 |
| 10. 529 | 1978-79 |

Highest Free Throw Pct.

| | |
|---------------------------|---------|
| 1. .768 (434-565) | 1976-77 |
| 2. .761 (404-531) | 1967-68 |
| 3. .760 (396-521) | 1986-87 |
| 4. .758 (496-654) | 1988-89 |
| 5. .754 (386-512) | 1977-78 |
| 6. .747 (395-529) | 1978-79 |
| 7. .743 (521-701) | 1969-70 |
| 8. .734 (379-516) | 1962-63 |
| 9. .7320 (407-556) | 1966-67 |
| 10. .7317 (461-630) | 1960-61 |

Lowest Free Throw Pct.

| | |
|--------------------------|---------|
| 1. .611 (287-470) | 1980-81 |
| 2. .621 (412-663) | 1998-99 |
| 3. .630 (419-665) | 2008-09 |
| 4. .635 (318-501) | 2012-13 |
| 5. .646 (363-560) | 2014-15 |
| 6. .649 (298-459) | 1981-82 |
| 7. .654 (312-477) | 1996-97 |
| 8. .654 (308-471) | 2011-12 |
| 9. .657 (512-779) | 2009-10 |
| 10. .660 (402-609) | 1961-62 |

Most Rebounds

| | |
|----------------|---------|
| 1. 1432 | 1991-92 |
| 2. 1430 | 2009-10 |
| 3. 1422 | 2003-04 |
| 4. 1396 | 2015-16 |
| 5. 1346 | 1989-90 |
| 6. 1330 | 2016-17 |
| 7. 1318 | 1997-98 |
| 8. 1308 | 1970-71 |
| 1308 | 1995-96 |
| 10. 1299 | 1959-60 |

Highest Rebound Margin

| | |
|----------------|---------|
| 1. +7.4 | 2015-16 |
| 2. +7.3 | 2014-15 |
| 3. +5.8 | 2006-07 |
| 4. +4.7 | 2009-10 |
| 5. +4.4 | 2005-06 |
| 6. +4.0 | 1962-63 |
| 7. +3.9 | 1976-77 |
| 8. +3.58 | 1974-75 |
| 9. +3.45 | 2002-03 |
| +3.45 | 2011-12 |

Most Fouls

| | |
|---------------|---------|
| 1. 795 | 2003-04 |
| 2. 721 | 2007-08 |
| 3. 674 | 1973-74 |
| 4. 670 | 2009-10 |
| 5. 669 | 2001-02 |
| 6. 665 | 2006-07 |
| 7. 648 | 2004-05 |
| 8. 645 | 2000-01 |
| 9. 643 | 2015-16 |
| 10. 639 | 2010-11 |

Fewest Fouls

| | |
|---------------|---------|
| 1. 414 | 1957-58 |
| 2. 436 | 1996-97 |
| 3. 448 | 1981-82 |
| 4. 454 | 1968-69 |
| 5. 455 | 1955-56 |
| 6. 460 | 1993-94 |
| 7. 461 | 1992-93 |
| 8. 462 | 1962-63 |
| 9. 464 | 1959-60 |
| 10. 466 | 1956-57 |

Most Disqualifications

| | |
|--------------|---------|
| 1. 29 | 1961-62 |
| 2. 28 | 1973-74 |
| 28 | 1982-83 |
| 4. 27 | 1955-56 |
| 27 | 1979-80 |
| 6. 26 | 1972-73 |
| 7. 24 | 1983-84 |
| 24 | 1989-90 |
| 9. 22 | 1980-81 |
| 10. 20 | 1995-96 |
| 20 | 2000-01 |
| 20 | 2003-04 |

Fewest Disqualifications

| | |
|------------|---------|
| 1. 5 | 2011-12 |
| 5 | 2016-17 |
| 3. 7 | 1960-61 |
| 7 | 2008-09 |
| 5. 8 | 1992-93 |
| 8 | 1994-95 |
| 8 | 1996-97 |
| 8 | 2002-03 |
| 8 | 2010-11 |
| 8 | 2014-15 |

Most Assists

| | |
|---------------|---------|
| 1. 680 | 1987-88 |
| 2. 662 | 1991-92 |
| 3. 653 | 1985-86 |
| 4. 631 | 1988-89 |
| 5. 629 | 1989-90 |
| 6. 622 | 1995-96 |
| 7. 589 | 1997-98 |
| 8. 588 | 1992-93 |
| 9. 579 | 2003-04 |
| 10. 578 | 1984-85 |

Highest Assist Average

| | |
|----------------|---------|
| 1. 21.3 | 1987-88 |
| 2. 19.7 | 1988-89 |
| 3. 19.6 | 1992-93 |
| 4. 19.2 | 1985-86 |
| 5. 18.9 | 1991-92 |
| 6. 18.1 | 1986-87 |
| 7. 18.0 | 1989-90 |
| 8. 17.9 | 1965-66 |
| 9. 17.6 | 1969-70 |
| 10. 17.3 | 1995-96 |
| 17.3 | 1993-94 |

Most Steals

| | |
|--------------|---------|
| 1. 338 | 2003-04 |
| 2. 316 | 2006-07 |
| 3. 297 | 2010-11 |
| 4. 288 | 1995-96 |
| 288 | 2009-10 |
| 6. 269 | 2001-02 |
| 7. 265 | 2004-05 |
| 265 | 2007-08 |
| 9. 256 | 1991-92 |
| 256 | 2008-09 |

Balanced Scoring

Seasons in which five players
averaged in double figures.

1991-92

| | |
|----------------------|------|
| Jon Barry | 17.2 |
| Malcolm Mackey | 15.8 |
| James Forrest | 13.3 |
| Travis Best | 12.3 |
| Matt Geiger | 11.8 |

1985-86

| | |
|-----------------------|------|
| Mark Price | 17.4 |
| John Salley | 13.1 |
| Tom Hammonds | 12.2 |
| Duane Ferrell | 12.1 |
| Bruce Dalrymple | 10.8 |

1964-65

| | |
|----------------------|------|
| Jim Caldwell | 17.4 |
| R.D. Craddock | 15.2 |
| Pres Judy | 10.7 |
| Ron Scharf | 10.5 |
| Charles Kenney | 10.5 |

Most Blocked Shots

| | |
|--------------|---------|
| 1. 221 | 2016-17 |
| 2. 209 | 1997-98 |
| 3. 190 | 2009-10 |
| 4. 180 | 1991-92 |
| 5. 172 | 2003-04 |
| 6. 171 | 1998-99 |
| 171 | 2017-18 |

TEAM SEASON HIGHS



LETHAL WEAPON 3 - TECH'S HIGHEST SCORING TEAM EVER (1989-90)
FEATURED **DENNIS SCOTT (27.7 PPG)**, **KENNY ANDERSON (20.6)** AND
BRIAN OLIVER (21.3).

OPPONENT
SEASON HIGHS

Most points: 2,828 in 1989-90
Highest scoring average: 85.3 in 1973-74 (2,218 in 26 games)
Fewest points: 1,558 in 1979-80
Lowest scoring average: 59.8 in 1959-60 (1,674 in 28 games)
Most field goals: 1,093 in 1989-90
Most field goals attempted: 2,394 in 1989-90
Highest field goal percentage: .499 in 1980-81
Lowest field goal percentage: .356 in 1959-60
Most 3-point field goals: 272 in 2016-17
Most 3-point field goals attempted: 824 in 2016-17
Highest 3-point field goal percentage: .381 in 1982-83
Lowest 3-point field goal percentage: .297 in 2003-04
Most free throws: 609 in 2007-08
Fewest free throws: 295 in 1981-82
Most free throws attempted: 909 in 2003-04
Fewest free throws attempted: 427 in 1981-82
Highest free throw percentage: .740 in 1965-66
Lowest free throw percentage: .643 in 1997-98
Most rebounds: 1,418 in 2003-04
Most personal fouls: 759 in 2003-04
Most assists: 612 in 1989-90
Most blocked shots: 209 in 1997-98
Most steals: 308 in 1997-98

Most Points

| | | |
|----|-------|---------|
| 1. | 2,828 | 1989-90 |
| 2. | 2,735 | 1995-96 |
| 3. | 2,608 | 1991-92 |
| 4. | 2,552 | 2003-04 |
| 5. | 2,545 | 2015-16 |

Fewest Points

| | | |
|----|-------|---------|
| 1. | 1,558 | 1979-80 |
| 2. | 1,579 | 1981-82 |
| 3. | 1,662 | 1960-61 |
| 4. | 1,667 | 1978-79 |
| 5. | 1,674 | 1959-60 |

Highest Scoring Avg.

| | | |
|----|------|---------|
| 1. | 85.3 | 1973-74 |
| 2. | 84.4 | 1971-72 |
| 3. | 83.3 | 1972-73 |
| 4. | 82.5 | 1974-75 |
| 5. | 80.8 | 1989-90 |

Lowest Scoring Avg.

| | | |
|----|------|---------|
| 1. | 59.8 | 1959-60 |
| 2. | 59.9 | 1979-80 |
| 3. | 60.7 | 1981-82 |
| 4. | 60.9 | 1984-85 |
| 5. | 62.4 | 2012-13 |

Field Goals

| | | |
|----|-------|---------|
| 1. | 1,093 | 1989-90 |
| 2. | 1,027 | 1995-96 |
| 3. | 993 | 1991-92 |
| 4. | 961 | 1987-88 |
| 5. | 931 | 2015-16 |

Field Goal Attempts

| | | |
|----|-------|---------|
| 1. | 2,394 | 1989-90 |
| 2. | 2,368 | 1991-92 |
| 3. | 2,276 | 1995-96 |
| 4. | 2,231 | 2016-17 |
| 5. | 2,228 | 2003-04 |

Highest Field Goal Pct.

| | | |
|----|-----------------|---------|
| 1. | .499 (778-1558) | 1980-81 |
| 2. | .495 (735-1484) | 1977-78 |
| 3. | .494 (549-1112) | 1979-80 |
| 4. | .491 (847-1725) | 1973-74 |
| 5. | .485 (768-1582) | 1975-76 |

Lowest Field Goal Pct.

| | | |
|----|-----------------|---------|
| 1. | .356 (624-1753) | 1959-60 |
| 2. | .365 (618-1693) | 1955-56 |
| 3. | .367 (682-1858) | 1956-57 |
| 4. | .381 (679-1781) | 1957-58 |
| 5. | .384 (818-2129) | 2009-10 |

3-Point Field Goals

| | | |
|----|-----|---------|
| 1. | 272 | 2016-17 |
| 2. | 255 | 1995-96 |
| 3. | 240 | 2009-10 |
| 4. | 239 | 2001-02 |
| 5. | 227 | 2017-18 |

3-Point Field Goal Att.

| | | |
|----|-----|---------|
| 1. | 824 | 2016-17 |
| 2. | 762 | 2009-10 |
| 3. | 733 | 2003-04 |
| 4. | 693 | 1995-96 |
| 5. | 672 | 2001-02 |

Highest 3-Pt. FG Pct.

| | | |
|----|----------------|----------|
| 1. | .381 (106-278) | *1982-83 |
| 2. | .379 (96-253) | 1986-87 |
| 3. | .379 (196-517) | 2010-11 |
| 4. | .374 (216-577) | 1989-90 |
| 5. | .369 (178-482) | 1999-00 |

*3-pt line of 17ft-9in for 1982-83 season;
no 3-pt shot from 1983-86; 19ft-9in from
1986-87 through 2007-08; 20ft-9in
since then.

Lowest 3-Pt. FG Pct.

| | | |
|----|----------------|---------|
| 1. | .297 (218-733) | 2003-04 |
| 2. | .300 (107-357) | 1987-88 |
| 3. | .315 (202-641) | 2004-05 |
| 4. | .315 (240-762) | 2009-10 |
| 5. | .317 (175-552) | 2000-01 |
| 6. | .319 (169-530) | 1992-93 |
| | .319 (172-540) | 2014-15 |

Most Free Throws

| | | |
|----|-----|---------|
| 1. | 609 | 2007-08 |
| 2. | 604 | 2003-04 |
| 3. | 600 | 1971-72 |
| 4. | 548 | 1965-66 |
| 5. | 541 | 1957-58 |

Fewest Free Throws

| | | |
|----|-----|---------|
| 1. | 295 | 1981-82 |
| 2. | 299 | 1975-76 |
| 3. | 310 | 1977-78 |
| 4. | 314 | 1996-97 |
| 5. | 318 | 1993-94 |

Most Free Throw Att.

| | | |
|----|-----|---------|
| 1. | 909 | 2003-04 |
| 2. | 867 | 2007-08 |
| 3. | 828 | 1971-72 |
| 4. | 779 | 1957-58 |
| 5. | 777 | 2000-01 |

Fewest Free Throw Att.

| | | |
|----|-----|---------|
| 1. | 427 | 1981-82 |
| 2. | 439 | 1975-76 |
| 3. | 460 | 1977-78 |
| 4. | 479 | 1996-97 |
| 5. | 485 | 1993-94 |

Highest Free Throw Pct.

| | | |
|----|----------------|---------|
| 1. | .740 (548-741) | 1965-66 |
| 2. | .733 (481-656) | 1966-67 |
| 3. | .725 (600-828) | 1971-72 |
| 4. | .722 (459-636) | 1967-68 |
| 5. | .720 (403-560) | 2011-12 |

Lowest Free Throw Pct.

| | | |
|----|----------------|---------|
| 1. | .643 (382-594) | 1997-98 |
| 2. | .646 (426-659) | 1995-96 |
| 3. | .647 (442-683) | 1991-92 |
| 4. | .654 (428-654) | 1963-64 |
| 5. | .656 (318-485) | 1993-94 |

Most Rebounds

| | | |
|----|-------|---------|
| 1. | 1,418 | 2003-04 |
| 2. | 1,343 | 2016-17 |
| 3. | 1,340 | 1989-90 |
| 4. | 1,336 | 1991-92 |
| 5. | 1,315 | 1995-96 |

Most Assists

| | | |
|----|-----|---------|
| 1. | 612 | 1989-90 |
| 2. | 602 | 1987-88 |
| 3. | 601 | 1995-96 |
| 4. | 580 | 1991-92 |
| 5. | 552 | 1988-89 |

Most Steals

| | | |
|----|-----|---------|
| 1. | 308 | 1997-98 |
| 2. | 303 | 1991-92 |
| 3. | 293 | 1998-99 |
| 4. | 292 | 1995-96 |
| 5. | 284 | 2009-10 |

Most Blocked Shots

| | | |
|----|-----|---------|
| 1. | 209 | 1997-98 |
| 2. | 180 | 1991-92 |
| 3. | 172 | 2003-04 |
| 4. | 171 | 1998-99 |
| 5. | 164 | 2002-03 |

Most Fouls

| | | |
|----|-----|---------|
| 1. | 759 | 2003-04 |
| 2. | 712 | 1984-85 |
| 3. | 686 | 1989-90 |
| 4. | 687 | 2009-10 |
| 5. | 676 | 1985-86 |

ANNUAL TEAM TOTALS (SINCE 1955-56)

Georgia Tech • All Games

| Year | G | W-L | Home | Away | Neutral | FG | FGA | Pct | 3P | 3PA | Pct | FT | FTA | Pct | OR | DR | Reb | Avg | PF | Dq | A | Avg | TO | Avg | Bl | Avg | St | Avg | Pts | Avg |
|---------|----|-------|------|------|---------|------|------|------|-----|-----|------|-----|-----|------|-----|-----|------|------|-----|----|-----|------|-----|------|-----|-----|-----|-----|------|------|
| 2017-18 | 32 | 13-19 | 12-7 | 1-10 | 0-2 | 753 | 1770 | .425 | 156 | 490 | .318 | 439 | 616 | .713 | 334 | 750 | 1084 | 33.9 | 533 | 15 | 409 | 12.8 | 411 | 12.8 | 171 | 5.3 | 221 | 6.9 | 2101 | 65.7 |
| 2016-17 | 37 | 21-16 | 17-4 | 3-10 | 1-2 | 910 | 2079 | .438 | 171 | 516 | .331 | 505 | 740 | .682 | 356 | 974 | 1330 | 35.5 | 591 | 5 | 570 | 15.4 | 494 | 13.4 | 221 | 6.0 | 245 | 6.6 | 2496 | 67.5 |
| 2015-16 | 36 | 21-15 | 14-5 | 5-8 | 2-2 | 965 | 2150 | .449 | 213 | 597 | .357 | 492 | 681 | .722 | 469 | 927 | 1396 | 38.8 | 643 | 10 | 487 | 13.5 | 403 | 11.2 | 151 | 4.2 | 158 | 4.4 | 2637 | 73.2 |
| 2014-15 | 31 | 12-19 | 8-8 | 2-9 | 2-2 | 734 | 1800 | .408 | 131 | 491 | .267 | 363 | 560 | .648 | 444 | 743 | 1187 | 38.3 | 516 | 8 | 362 | 11.7 | 394 | 12.7 | 104 | 3.4 | 177 | 5.7 | 1962 | 63.3 |
| 2013-14 | 33 | 16-17 | 10-7 | 5-7 | 1-3 | 796 | 1847 | .431 | 173 | 549 | .315 | 435 | 636 | .684 | 373 | 814 | 1187 | 36.0 | 586 | 12 | 434 | 13.1 | 399 | 12.1 | 140 | 4.2 | 171 | 5.2 | 2200 | 66.7 |
| 2012-13 | 31 | 16-15 | 11-6 | 3-7 | 2-2 | 751 | 1791 | .426 | 173 | 544 | .318 | 318 | 501 | .635 | 366 | 789 | 1155 | 37.3 | 517 | 9 | 394 | 12.7 | 399 | 12.9 | 129 | 4.2 | 182 | 5.9 | 1993 | 64.3 |
| 2011-12 | 31 | 11-20 | 7-8 | 3-9 | 1-3 | 700 | 1639 | .427 | 158 | 507 | .312 | 308 | 471 | .654 | 340 | 747 | 1087 | 35.1 | 513 | 5 | 340 | 11.0 | 448 | 14.4 | 152 | 4.8 | 161 | 5.2 | 1866 | 60.2 |
| 2010-11 | 31 | 13-18 | 10-6 | 1-10 | 2-2 | 752 | 1855 | .405 | 192 | 643 | .299 | 406 | 589 | .689 | 394 | 707 | 1101 | 35.5 | 639 | 8 | 408 | 13.2 | 481 | 15.5 | 126 | 4.1 | 297 | 9.6 | 2102 | 67.8 |
| 2009-10 | 36 | 23-13 | 14-2 | 3-8 | 6-3 | 948 | 2064 | .459 | 213 | 587 | .363 | 512 | 779 | .657 | 477 | 953 | 1430 | 39.7 | 670 | 10 | 508 | 14.1 | 591 | 16.4 | 190 | 5.3 | 288 | 8.0 | 2621 | 72.8 |
| 2008-09 | 31 | 12-19 | 9-8 | 2-10 | 1-1 | 815 | 1868 | .436 | 159 | 492 | .323 | 419 | 665 | .630 | 404 | 807 | 1211 | 39.1 | 608 | 7 | 462 | 14.9 | 522 | 16.8 | 154 | 5.0 | 256 | 8.3 | 2208 | 71.2 |
| 2007-08 | 32 | 15-17 | 6-7 | 6-8 | 3-2 | 883 | 1873 | .471 | 214 | 575 | .372 | 502 | 717 | .700 | 371 | 716 | 1087 | 34.0 | 721 | 15 | 480 | 15.0 | 490 | 15.3 | 112 | 3.5 | 265 | 8.3 | 2482 | 77.6 |
| 2006-07 | 32 | 20-12 | 16-1 | 1-8 | 3-3 | 935 | 1909 | .490 | 201 | 540 | .372 | 444 | 652 | .681 | 445 | 721 | 1166 | 36.4 | 665 | 14 | 491 | 15.3 | 503 | 15.7 | 114 | 3.6 | 316 | 9.9 | 2515 | 78.6 |
| 2005-06 | 28 | 11-17 | 10-5 | 0-10 | 1-2 | 739 | 1608 | .460 | 154 | 399 | .386 | 380 | 570 | .667 | 374 | 668 | 1042 | 37.2 | 609 | 18 | 411 | 14.7 | 499 | 17.8 | 116 | 4.1 | 244 | 8.7 | 2012 | 71.9 |
| 2004-05 | 32 | 20-12 | 13-3 | 4-6 | 3-3 | 849 | 1877 | .452 | 190 | 570 | .333 | 483 | 699 | .691 | 400 | 848 | 1248 | 39.0 | 648 | 10 | 471 | 14.7 | 483 | 15.1 | 162 | 5.1 | 265 | 8.3 | 2371 | 74.1 |
| 2003-04 | 38 | 28-10 | 13-3 | 7-5 | 8-2 | 1029 | 2213 | .465 | 267 | 729 | .366 | 586 | 847 | .692 | 429 | 993 | 1422 | 37.4 | 795 | 20 | 579 | 15.2 | 578 | 15.2 | 172 | 4.5 | 338 | 8.9 | 2911 | 76.6 |
| 2002-03 | 31 | 16-15 | 13-3 | 2-11 | 1-1 | 836 | 1857 | .450 | 178 | 506 | .352 | 447 | 656 | .681 | 428 | 760 | 1188 | 38.3 | 582 | 8 | 484 | 15.6 | 469 | 15.1 | 164 | 5.3 | 243 | 7.8 | 2297 | 74.1 |
| 2001-02 | 31 | 15-16 | 9-7 | 4-6 | 2-3 | 834 | 1937 | .431 | 261 | 695 | .376 | 441 | 637 | .692 | 439 | 745 | 1184 | 38.2 | 669 | 12 | 481 | 15.5 | 478 | 15.4 | 101 | 3.3 | 269 | 8.7 | 2370 | 76.5 |
| 2000-01 | 30 | 17-13 | 12-3 | 2-8 | 3-2 | 776 | 1822 | .426 | 260 | 700 | .371 | 457 | 662 | .690 | 345 | 780 | 1125 | 37.5 | 645 | 20 | 488 | 16.3 | 474 | 15.8 | 136 | 4.5 | 238 | 7.9 | 2269 | 75.6 |
| 1999-00 | 30 | 13-17 | 11-5 | 0-9 | 2-3 | 725 | 1778 | .408 | 242 | 705 | .343 | 427 | 625 | .683 | 410 | 757 | 1167 | 38.9 | 516 | 15 | 456 | 15.2 | 509 | 17.0 | 147 | 4.9 | 196 | 6.5 | 2119 | 70.6 |
| 1998-99 | 31 | 15-16 | 10-5 | 2-8 | 3-3 | 728 | 1772 | .411 | 219 | 663 | .330 | 412 | 663 | .621 | 385 | 760 | 1145 | 36.9 | 508 | 15 | 423 | 13.6 | 536 | 17.3 | 171 | 5.5 | 190 | 5.8 | 2087 | 67.3 |
| 1997-98 | 33 | 19-14 | 12-6 | 4-7 | 3-1 | 882 | 2005 | .440 | 231 | 715 | .323 | 523 | 766 | .683 | 483 | 835 | 1318 | 39.9 | 525 | 17 | 502 | 15.2 | 589 | 17.8 | 209 | 6.3 | 253 | 7.7 | 2518 | 76.3 |
| 1996-97 | 32 | 9-18 | 8-6 | 0-9 | 1-3 | 590 | 1489 | .396 | 168 | 579 | .290 | 312 | 477 | .654 | 419 | 560 | 979 | 36.3 | 436 | 8 | 325 | 12.0 | 438 | 16.1 | 107 | 4.0 | 168 | 6.2 | 1660 | 61.5 |
| 1995-96 | 36 | 24-12 | 11-1 | 6-5 | 7-6 | 1031 | 2161 | .477 | 296 | 776 | .381 | 530 | 754 | .703 | 456 | 852 | 1308 | 36.3 | 606 | 20 | 622 | 17.3 | 533 | 14.8 | 130 | 3.6 | 288 | 8.0 | 2888 | 80.2 |
| 1994-95 | 30 | 18-12 | 14-3 | 2-6 | 2-3 | 883 | 1879 | .470 | 195 | 517 | .377 | 439 | 610 | .720 | 403 | 658 | 1062 | 35.4 | 457 | 8 | 531 | 17.7 | 399 | 13.3 | 115 | 3.8 | 252 | 8.4 | 2400 | 80.0 |
| 1993-94 | 29 | 16-13 | 11-3 | 2-7 | 3-3 | 807 | 1793 | .450 | 187 | 525 | .356 | 399 | 572 | .698 | 405 | 694 | 1099 | 37.9 | 459 | 10 | 501 | 17.3 | 421 | 14.5 | 96 | 3.3 | 217 | 7.5 | 2200 | 75.9 |
| 1992-93 | 30 | 19-11 | 9-5 | 6-5 | 4-1 | 905 | 1833 | .494 | 147 | 382 | .385 | 374 | 547 | .684 | 405 | 771 | 1130 | 39.2 | 461 | 8 | 588 | 19.6 | 485 | 16.1 | 151 | 5.0 | 191 | 6.4 | 2331 | 77.7 |
| 1991-92 | 35 | 23-12 | 13-3 | 4-5 | 6-4 | 1056 | 2183 | .484 | 118 | 512 | .367 | 513 | 766 | .670 | 483 | 949 | 1432 | 40.9 | 611 | 12 | 662 | 18.9 | - | - | 180 | 5.1 | 256 | 7.3 | 2813 | 80.4 |
| 1990-91 | 30 | 17-13 | 9-3 | 2-7 | 6-3 | 944 | 1995 | .473 | 183 | 504 | .363 | 403 | 603 | .668 | 392 | 750 | 1255 | 41.8 | 490 | 13 | 497 | 16.6 | - | - | 129 | 4.3 | 215 | 7.2 | 2474 | 82.5 |
| 1989-90 | 35 | 28-7 | 11-2 | 5-4 | 12-1 | 1141 | 2302 | .496 | 260 | 645 | .403 | 554 | 782 | .708 | - | - | 1346 | 38.5 | 596 | 26 | 629 | 18.0 | - | - | 130 | 3.7 | 249 | 7.1 | 3096 | 88.5 |
| 1988-89 | 32 | 20-12 | 13-2 | 4-6 | 3-4 | 957 | 1928 | .496 | 154 | 411 | .375 | 496 | 654 | .758 | - | - | 1184 | 37.0 | 573 | 16 | 631 | 19.7 | - | - | 73 | 2.3 | 178 | 5.6 | 2566 | 80.2 |
| 1987-88 | 32 | 22-10 | 13-3 | 5-5 | 4-2 | 996 | 1981 | .503 | 154 | 364 | .423 | 468 | 649 | .721 | - | - | 1129 | 35.3 | 522 | 13 | 680 | 21.3 | - | - | 92 | 2.9 | 237 | 7.4 | 2614 | 81.7 |
| 1986-87 | 29 | 16-13 | 7-2 | 4-8 | 5-3 | 798 | 1633 | .489 | 59 | 162 | .364 | 398 | 521 | .760 | - | - | 977 | 33.7 | 514 | 17 | 525 | 18.1 | - | - | 85 | 2.9 | 176 | 6.1 | 2051 | 70.7 |
| 1985-86 | 34 | 27-7 | 10-2 | 7-2 | 10-3 | 1008 | 1846 | .546 | - | - | - | 537 | 738 | .728 | - | - | 1115 | 32.8 | 559 | 13 | 653 | 19.2 | - | - | 124 | 3.6 | 238 | 7.0 | 2553 | 75.1 |
| 1984-85 | 35 | 27-8 | 13-2 | 5-4 | 9-2 | 943 | 1827 | .516 | - | - | - | 562 | 794 | .708 | - | - | 1168 | 33.3 | 558 | 11 | 578 | 16.5 | - | - | 120 | 3.4 | 232 | 6.6 | 2448 | 69.9 |
| 1983-84 | 29 | 18-11 | 13-2 | 1-7 | 4-2 | 792 | 1556 | .509 | - | - | - | 439 | 622 | .706 | - | - | 957 | 33.0 | 549 | 24 | 477 | 16.4 | - | - | 106 | 3.7 | 196 | 6.8 | 2023 | 69.8 |
| 1982-83 | 28 | 13-15 | 1-3 | 0-9 | 1-3 | 725 | 1603 | .452 | 112 | 265 | .427 | 447 | 640 | .698 | - | - | 986 | 35.2 | 618 | 28 | 365 | 13.0 | - | - | 96 | 3.4 | 198 | 7.1 | 2009 | 71.8 |
| 1981-82 | 26 | 10-16 | 8-5 | 2-7 | 0-4 | 623 | 1178 | .529 | - | - | - | 298 | 459 | .649 | - | - | 718 | 27.6 | 448 | 11 | 293 | 12.7 | - | - | 37 | 1.4 | 118 | 4.5 | 1544 | 59.4 |
| 1980-81 | 27 | 4-23 | 4-12 | 0-8 | 0-3 | 607 | 1389 | .437 | - | - | - | 287 | 470 | .611 | - | - | 893 | 33.1 | 543 | 22 | 243 | 9.0 | - | - | 45 | 1.7 | 123 | 4.6 | 1503 | 55.7 |
| 1979-80 | 26 | 8-18 | 7-7 | 0-9 | 1-2 | 573 | 1169 | .490 | - | - | - | 337 | 462 | .729 | - | - | 712 | 27.4 | 583 | 27 | 299 | 11.5 | - | - | 27 | 1.0 | 152 | 5.8 | 1483 | 57.0 |
| 1978-79 | 26 | 17-9 | 13-1 | 3-8 | 1-0 | 794 | 1598 | .497 | - | - | - | 395 | 529 | .747 | - | - | 905 | 34.8 | 517 | 17 | 258 | 9.9 | - | - | 35 | 1.3 | 198 | 7.6 | 1983 | 76.3 |
| 1977-78 | 27 | 15-12 | 10-3 | 2-8 | 3-1 | 773 | 1592 | .486 | - | - | - | 386 | 512 | .754 | - | - | 889 | 32.9 | 507 | 10 | 267 | 11.1 | - | - | 36 | 1.3 | 168 | 6.2 | 1932 | 71.6 |
| 1976-77 | 28 | 18-10 | 12-1 | 3-5 | 3-4 | 766 | 1592 | .481 | - | - | - | 434 | 565 | .768 | - | - | 972 | 34.7 | 611 | 16 | 292 | 10.4 | - | - | 69 | 2.5 | 161 | 5.8 | 1966 | 70.2 |
| 1975-76 | 27 | 13-14 | 9-4 | 0-6 | 4-4 | 735 | 1529 | .481 | - | - | - | 390 | 573 | .681 | - | - | 888 | 32.9 | 520 | 18 | 283 | 11.3 | - | - | - | - | - | - | 1860 | 68.9 |
| 1974-75 | 26 | 11-15 | 8-5 | 2-8 | 1-2 | 776 | 1750 | .443 | - | - | - | 382 | 571 | .669 | - | - | 1162 | 44.6 | 524 | 14 | 298 | 11.5 | - | - | - | - | - | - | 1934 | 74.4 |
| 1973-74 | 26 | 5-21 | 4-10 | 1-7 | 0-4 | 775 | 1936 | .400 | - | - | - | 385 | 540 | .713 | - | - | 1081 | 41.6 | 674 | 28 | 312 | 12.0 | - | - | - | - | - | - | 1935 | 74.4 |
| 1972-73 | 25 | 7-18 | 6-7 | 1-8 | 0-3 | 779 | 1737 | .448 | - | - | - | 350 | 479 | .731 | - | - | 1023 | 41.0 | 586 | 26 | 355 | 14.2 | - | - | - | - | - | - | 1908 | 76.3 |
| 1971-72 | 26 | 6-20 | 6-5 | 0-11 | 0-4 | 684 | 1571 | .435 | - | - | - | 507 | 749 | .677 | - | - | 1006 | 38.7 | 587 | 18 | 295 | 11.3 | - | - | - | - | - | - | 1875 | 72.1 |
| 1970-71 | 32 | 23-9 | 11-2 | 7-4 | 5-3 | 966 | | | | | | | | | | | | | | | | | | | | | | | | |

ANNUAL TEAM TOTALS (SINCE 1955-56)

Opponents • All Games

| Year | G | W-L | Att. | Dates | Avg. | FG | FGA | Pct | 3P | 3PA | Pct | FT | FTA | Pct | OR | DR | Reb | Avg | PF | Dq | A | Avg. | TO | Avg. | Bl | Avg. | St | Avg. | Pts | Avg |
|---------|----|-------|---------|-------|--------|------|------|------|-----|------|------|-----|------|------|-----|------|------|------|-----|-----|------|------|-----|------|-----|------|-----|------|------|------|
| 2017-18 | 32 | 13-19 | 123,843 | 19 | 6,518 | 768 | 1791 | .429 | 227 | 599 | .379 | 407 | 569 | .715 | 331 | 751 | 1082 | 33.8 | 547 | 12 | 457 | 14.2 | 403 | 12.6 | 104 | 3.3 | 203 | 6.3 | 2172 | 67.9 |
| 2016-17 | 37 | 21-16 | 126,718 | 21 | 6,034 | 887 | 2231 | .398 | 272 | 824 | .330 | 426 | 608 | .330 | 430 | 913 | 1343 | 36.2 | 662 | 12 | 490 | 13.2 | 484 | 13.1 | 145 | 3.9 | 252 | 6.8 | 2472 | 66.8 |
| 2015-16 | 36 | 21-15 | 110,804 | 19 | 5,832 | 931 | 2108 | .442 | 206 | 644 | .320 | 477 | 667 | .715 | 347 | 783 | 1130 | 31.4 | 638 | 16 | 436 | 12.1 | 353 | 9.8 | 98 | 2.7 | 169 | 4.7 | 2545 | 70.7 |
| 2014-15 | 31 | 12-19 | 99,212 | 16 | 6,201 | 723 | 1644 | .440 | 172 | 540 | .319 | 384 | 555 | .692 | 384 | 555 | 962 | 31.0 | 539 | 8 | 393 | 11.7 | 363 | 11.7 | 122 | 3.9 | 202 | 6.5 | 2002 | 64.6 |
| 2013-14 | 33 | 16-17 | 111,926 | 17 | 6,584 | 761 | 1815 | .419 | 197 | 594 | .332 | 485 | 688 | .705 | 328 | 769 | 1097 | 33.2 | 576 | 10 | 399 | 12.1 | 334 | 10.1 | 121 | 3.7 | 205 | 6.2 | 2204 | 66.8 |
| 2012-13 | 31 | 16-15 | 125,200 | 17 | 7,365 | 687 | 1715 | .401 | 182 | 563 | .323 | 377 | 566 | .666 | 312 | 757 | 1069 | 34.5 | 480 | 6 | 383 | 12.4 | 391 | 12.6 | 131 | 4.2 | 191 | 6.2 | 1933 | 62.4 |
| 2011-12 | 31 | 11-20 | 73,933 | 15 | 4,929 | 669 | 1658 | .403 | 199 | 573 | .347 | 403 | 560 | .720 | 306 | 674 | 980 | 31.6 | 490 | 11 | 376 | 12.1 | 347 | 11.2 | 103 | 3.3 | 211 | 6.8 | 1940 | 62.6 |
| 2010-11 | 31 | 13-18 | 97,523 | 16 | 6,095 | 701 | 1592 | .440 | 196 | 517 | .379 | 481 | 719 | .669 | 290 | 781 | 1071 | 34.5 | 563 | 7 | 394 | 12.7 | 514 | 16.6 | 83 | 2.7 | 200 | 6.5 | 2079 | 67.1 |
| 2009-10 | 36 | 23-13 | 127,669 | 16 | 7,979 | 818 | 2129 | .384 | 240 | 762 | .315 | 489 | 734 | .666 | 482 | 777 | 1259 | 35.0 | 687 | 14 | 472 | 13.1 | 547 | 15.2 | 113 | 3.1 | 284 | 7.9 | 2365 | 65.7 |
| 2008-09 | 31 | 12-19 | 127,101 | 17 | 7,477 | 769 | 1848 | .416 | 201 | 620 | .324 | 477 | 703 | .679 | 384 | 759 | 1143 | 36.9 | 591 | 11 | 428 | 13.8 | 503 | 16.2 | 85 | 2.7 | 269 | 8.4 | 2216 | 71.5 |
| 2007-08 | 32 | 15-17 | 119,483 | 13 | 9,191 | 804 | 1780 | .452 | 215 | 636 | .338 | 609 | 867 | .702 | 394 | 717 | 1111 | 34.7 | 675 | 21 | 441 | 13.8 | 520 | 16.3 | 108 | 3.4 | 243 | 7.6 | 2432 | 76.0 |
| 2006-07 | 32 | 20-12 | 156,247 | 17 | 9,191 | 746 | 1702 | .438 | 200 | 605 | .331 | 530 | 753 | .704 | 351 | 631 | 982 | 30.7 | 616 | 18 | 450 | 14.1 | 503 | 15.7 | 97 | 3.0 | 224 | 7.0 | 2222 | 69.4 |
| 2005-06 | 28 | 11-17 | 137,685 | 15 | 9,191 | 685 | 1555 | .441 | 166 | 483 | .344 | 483 | 704 | .686 | 325 | 593 | 918 | 32.8 | 525 | 12 | 444 | 15.9 | 432 | 15.4 | 74 | 2.6 | 241 | 8.6 | 2019 | 72.1 |
| 2004-05 | 32 | 20-12 | 137,685 | 15 | 9,191 | 735 | 1882 | .391 | 202 | 641 | .315 | 461 | 700 | .659 | 418 | 752 | 1170 | 36.6 | 651 | 11 | 402 | 12.6 | 483 | 15.1 | 128 | 4.0 | 226 | 7.1 | 2133 | 66.7 |
| 2003-04 | 38 | 28-10 | 145,210 | 16 | 9,076 | 865 | 2228 | .388 | 218 | 733 | .297 | 604 | 909 | .664 | 522 | 896 | 1418 | 37.3 | 759 | 18 | 468 | 12.3 | 640 | 16.8 | 124 | 3.3 | 267 | 7.0 | 2552 | 67.2 |
| 2002-03 | 31 | 16-15 | 128,481 | 15 | 8,565 | 777 | 1830 | .425 | 204 | 567 | .360 | 407 | 591 | .689 | 378 | 703 | 1081 | 34.9 | 597 | 16 | 469 | 15.1 | 462 | 14.9 | 131 | 4.2 | 241 | 7.8 | 2165 | 69.8 |
| 2001-02 | 31 | 15-16 | 113,498 | 17 | 6,676 | 804 | 1792 | .449 | 239 | 672 | .356 | 529 | 759 | .697 | 375 | 756 | 1131 | 36.5 | 574 | 9 | 512 | 16.5 | 500 | 16.1 | 97 | 3.1 | 237 | 7.6 | 2376 | 76.6 |
| 2000-01 | 30 | 17-13 | 138,691 | 17 | 8,158 | 740 | 1816 | .407 | 175 | 552 | .317 | 532 | 777 | .685 | 406 | 793 | 1199 | 40.0 | 605 | 23 | 434 | 14.5 | 483 | 16.1 | 109 | 3.6 | 200 | 6.7 | 2187 | 72.9 |
| 1999-00 | 30 | 13-17 | 105,253 | 16 | 6,578 | 782 | 1842 | .425 | 178 | 482 | .369 | 400 | 574 | .697 | 377 | 723 | 1100 | 36.7 | 609 | 22 | 460 | 15.3 | 427 | 14.2 | 70 | 2.3 | 255 | 8.5 | 2142 | 71.4 |
| 1998-99 | 31 | 15-16 | 109,486 | 14 | 7,820 | 850 | 1982 | .429 | 177 | 520 | .340 | 361 | 524 | .689 | 432 | 790 | 1222 | 39.4 | 613 | 24 | 499 | 16.1 | 466 | 15.0 | 112 | 3.6 | 293 | 9.5 | 2238 | 72.2 |
| 1997-98 | 33 | 19-14 | 126,791 | 18 | 7,044 | 899 | 2193 | .410 | 202 | 599 | .337 | 382 | 594 | .643 | 543 | 733 | 1276 | 38.7 | 664 | 17 | 497 | 15.1 | 524 | 15.9 | 96 | 3.0 | 308 | 9.3 | 2382 | 72.2 |
| 1996-97 | 27 | 9-18 | 146,996 | 15 | 9,800 | 642 | 1459 | .440 | 139 | 409 | .340 | 314 | 479 | .656 | 344 | 572 | 916 | 33.9 | 469 | 10 | 364 | 13.7 | 378 | 14.0 | 66 | 2.4 | 223 | 8.3 | 1737 | 64.3 |
| 1995-96 | 36 | 24-12 | 154,615 | 14 | 11,044 | 1027 | 2276 | .451 | 255 | 693 | .368 | 426 | 659 | .646 | 530 | 785 | 1315 | 36.5 | 657 | 12 | 601 | 16.7 | 530 | 14.7 | 121 | 3.4 | 292 | 8.1 | 2735 | 76.0 |
| 1994-95 | 30 | 18-12 | 166,415 | 16 | 10,400 | 829 | 1838 | .451 | 195 | 517 | .367 | 359 | 505 | .711 | 414 | 684 | 1098 | 36.6 | 549 | 14 | 492 | 16.4 | 501 | 16.7 | 102 | 3.4 | 198 | 6.6 | 2130 | 73.4 |
| 1993-94 | 29 | 16-13 | 134,165 | 14 | 9,582 | 814 | 1897 | .429 | 184 | 510 | .361 | 318 | 485 | .656 | 477 | 672 | 1149 | 39.6 | 495 | 9 | 455 | 15.7 | 424 | 14.6 | 83 | 2.9 | 218 | 7.5 | 2224 | 74.1 |
| 1992-93 | 30 | 19-11 | 154,806 | 15 | 10,320 | 863 | 2017 | .428 | 169 | 530 | .319 | 362 | 525 | .690 | 475 | 620 | 1049 | 36.5 | 485 | 11 | 488 | 16.3 | 398 | 13.3 | 99 | 3.3 | 263 | 8.8 | 2257 | 75.2 |
| 1991-92 | 35 | 23-12 | 121,772 | 16 | 8,830 | 993 | 2368 | .419 | 172 | 524 | .328 | 442 | 683 | .647 | 555 | 781 | 1336 | 38.2 | 666 | 19 | 580 | 16.6 | - | - | 115 | 3.3 | 303 | 8.7 | 2608 | 74.5 |
| 1990-91 | 30 | 17-13 | 142,252 | 13 | 9,442 | 864 | 2051 | .421 | 181 | 497 | .364 | 401 | 562 | .714 | 458 | 724 | 1182 | 39.4 | 538 | 9 | 494 | 16.5 | - | - | 108 | 3.6 | 228 | 7.6 | 2310 | 77.0 |
| 1989-90 | 35 | 28-7 | 116,087 | 13 | 8,930 | 1093 | 2394 | .457 | 216 | 577 | .374 | 426 | 608 | .701 | - | - | 1340 | 38.3 | 686 | 23 | 612 | 17.5 | - | - | 104 | 3.0 | 214 | 6.1 | 2828 | 80.8 |
| 1988-89 | 32 | 20-12 | 148,257 | 17 | 8,721 | 911 | 1999 | .456 | 139 | 407 | .342 | 413 | 612 | .675 | - | - | 1077 | 37.7 | 596 | 15 | 552 | 17.3 | - | - | 64 | 2.0 | 203 | 6.3 | 2374 | 74.2 |
| 1987-88 | 32 | 22-10 | 139,909 | 18 | 7,713 | 961 | 2085 | .461 | 107 | 357 | .300 | 338 | 503 | .672 | - | - | 1157 | 36.2 | 588 | 14 | 602 | 18.8 | - | - | 63 | 2.0 | 226 | 7.1 | 2368 | 74.0 |
| 1986-87 | 29 | 16-13 | - | - | 759 | 1629 | .466 | 96 | 253 | .379 | 372 | 542 | .686 | - | - | 909 | 31.3 | 531 | 14 | 473 | 16.3 | - | - | 64 | 2.2 | 232 | 8.0 | 1986 | 68.5 | |
| 1985-86 | 34 | 27-7 | - | - | 885 | 1971 | .449 | - | - | - | 392 | 555 | .706 | - | - | 1031 | 30.3 | 676 | 18 | 490 | 14.4 | - | - | 63 | 1.9 | 236 | 6.9 | 2162 | 63.5 | |
| 1984-85 | 35 | 27-8 | - | - | 885 | 1998 | .443 | - | - | - | 362 | 509 | .711 | - | - | 1048 | 29.9 | 712 | 30 | 484 | 13.8 | - | - | 74 | 2.1 | 251 | 7.2 | 2132 | 60.9 | |
| 1983-84 | 29 | 18-11 | - | - | 751 | 1681 | .447 | - | - | - | 369 | 521 | .708 | - | - | 931 | 32.1 | 564 | 16 | 417 | 14.4 | - | - | 75 | 2.6 | 176 | 6.1 | 1871 | 64.5 | |
| 1982-83 | 28 | 13-15 | - | - | 736 | 1587 | .464 | 106 | 278 | .381 | 471 | 685 | .688 | - | - | 1011 | 36.1 | 649 | 23 | 327 | 11.7 | - | - | 84 | 3.0 | 188 | 6.7 | 2049 | 73.2 | |
| 1981-82 | 26 | 10-16 | - | - | 641 | 1333 | .481 | - | - | - | 295 | 427 | .691 | - | - | 696 | 26.8 | 441 | 8 | 278 | 10.7 | - | - | 77 | 3.0 | 148 | 5.7 | 1579 | 60.7 | |
| 1980-81 | 27 | 4-23 | - | - | 778 | 1558 | .499 | - | - | - | 374 | 549 | .681 | - | - | 897 | 33.2 | 503 | 8 | 346 | 12.8 | - | - | 67 | 2.5 | 200 | 7.4 | 1930 | 71.5 | |
| 1979-80 | 26 | 8-18 | - | - | 549 | 1112 | .494 | - | - | - | 460 | 644 | .714 | - | - | 668 | 25.7 | 468 | 18 | 241 | 9.3 | - | - | 49 | 1.9 | 177 | 6.8 | 1558 | 59.9 | |
| 1978-79 | 26 | 17-9 | - | - | 653 | 1427 | .458 | - | - | - | 361 | 508 | .711 | - | - | 864 | 33.2 | 489 | 9 | 328 | 12.6 | - | - | 43 | 1.7 | 126 | 4.8 | 1667 | 64.1 | |
| 1977-78 | 27 | 15-12 | - | - | 735 | 1484 | .496 | - | - | - | 310 | 460 | .674 | - | - | 866 | 32.1 | 454 | 27 | 348 | 12.9 | - | - | 45 | 1.7 | 128 | 4.7 | 1780 | 65.9 | |
| 1976-77 | 28 | 18-10 | - | - | 731 | 1520 | .481 | - | - | - | 411 | 611 | .673 | - | - | 861 | 30.8 | 579 | 12 | 313 | 11.2 | - | - | 68 | 2.4 | 141 | 5.0 | 1873 | 66.9 | |
| 1975-76 | 27 | 13-14 | - | - | 768 | 1582 | .485 | - | - | - | 299 | 439 | .681 | - | - | 934 | 34.6 | 545 | 25 | 282 | 10.4 | - | - | - | - | - | - | - | 1835 | 68.0 |
| 1974-75 | 26 | 11-15 | - | - | 893 | 1911 | .467 | - | - | - | 358 | 514 | .696 | - | - | 1069 | 41.1 | 544 | 14 | 341 | 13.1 | - | - | - | - | - | - | - | 2144 | 82.5 |
| 1973-74 | 26 | 5-21 | - | - | 847 | 1725 | .491 | - | - | - | 524 | 744 | .704 | - | - | 1231 | 47.3 | 544 | 15 | 394 | 15.2 | - | - | - | - | - | - | - | 2218 | 85.3 |
| 1972-73 | 25 | 7-18 | - | - | 828 | 1741 | .476 | - | - | - | 439 | 644 | .682 | - | - | 1009 | 47.3 | 514 | 16 | 506 | 20.2 | - | - | - | - | - | - | - | 2095 | 83.3 |
| 1971-72 | 26 | 6-20 | - | - | 797 | 1709 | .466 | - | - | - | 600 | 828 | .725 | - | - | 1263 | 48.6 | 568 | 16 | 426 | 16.4 | - | - | - | - | - | - | - | 2194 | 84.4 |
| 1970-71 | 32 | 23-9 | - | - | 898 | 2076 | .433 | - | - | - | 507 | 744 | .681 | - | | | | | | | | | | | | | | | | |

SINGLE-GAME RECORDS

TECH • TEAM

Most points in a game: 135 vs. Loyola Marymount (GT 135-94), 12-22-90
 Most points in a game, both teams: 229 vs. Loyola Marymount (GT 135-94), 12-22-90
 Most points in a loss: 112 vs. Wake Forest (WF 114-112, 2 ot), 3-8-07
 Most points in a half: 82 vs. Loyola Marymount (2nd), 12-22-90
 Most points in first half: 65 vs. Wofford, 11-29-82
 Most points in one OT period: 18 vs. NC State, 2-25-96
 Most points in all OT periods: 30 vs. Georgia (3 ot), 12-19-90; vs. Wake Forest (2 ot), 3-8-07
 Fewest points: 3 vs. Vanderbilt (Vanderbilt 28, GT 3), 2-27-1920
 Largest victory margin: 59 vs. USC-Aiken (GT 119, USC-Aiken 60), 11-25-1985
 Largest defeat margin: 69 by Georgia (Georgia 78, GT 9), 1-22-1909
 Most field goals: 52 vs. Furman, 2-8-1966; USC-Aiken, 11-25-1985
 Most field goals attempted: 120 vs. Tampa, 1-2-1953
 Highest field goal percentage: .729 (35-48) vs. Presbyterian, 11-30-1981
 Lowest field goal percentage: .200 (13-65) vs. Arkansas, 11-30-1961
 Most 3-point field goals: 17 (31 att.) vs. Clemson, 1-24-2001
 Most 3-point field goals attempted: 37 vs. North Carolina (made 16), 2-10-1996
 Highest 3-point field goal percentage: .778 (7-9) vs. Texas, 11-27-1991; vs. Maryland, 2-17-1988; vs. Louisville, 1-6-1988
 Most free throws: 46 vs. Furman, 12-2-1972
 Most free throws attempted: 56 vs. Furman, 12-22-1971
 Highest free throw percentage: 1.000 vs. Maryland (18-18), 2-2-1985
 Lowest free throw percentage: .231 (3-13) vs. Virginia, 2-8-2014
 Most rebounds: 77 vs. Baylor, 12-4-1958
 Most personal fouls: 38 (20t) vs. Wake Forest, 3-8-2007; 37 (regulation) vs. Yale, 12-28-1973
 Most assists: 34 vs. Youngstown State, 12-29-1993
 Most blocked shots: 16 vs. Southern, 11-14-2016
 Most steals: 24 vs. Florida A&M, 11-26-1994
 Fewest turnovers: 4 vs. LSU, 3-17-1990; Wake Forest, 2-13-1988

TECH • INDIVIDUAL

Most points: 50, Kenny Anderson vs. Loyola Marymount, 12-22-1990
 Most field goals: 18, Kenny Anderson vs. Loyola Marymount, 12-22-1990; Rich Yunkus vs. Florida State, 1-24-1970; Yunkus vs. Georgia State, 2-17-1970; Pres Judy vs. Florida State, 2-25-1967
 Most field goals attempted: 32, Dennis Scott vs. LSU, 3-17-1990; Sammy Drummer vs. DePaul, 1-2-1979
 Highest field goal percentage (minimum 10 attempts): 1.000 (10-10), Matt Geiger vs. Clemson, 3-8-1992
 Most 3-point field goals: 11, Dennis Scott vs. Houston, 12-28-1988
 Most 3-point field goals attempted: 19, Dennis Scott vs. Houston, 12-28-1988
 Highest 3-point field goal percentage (minimum 5 attempts): 1.000 (5-5), Tony Akins vs. Davidson, 12-19-2001
 Most free throws: 19, Tom Hammonds vs. Iowa State, 3-18-88; Rich Yunkus vs. North Carolina, 2-14-1970
 Most free throws attempted: 22, Kenny Anderson vs. Georgia, 12-19-1990
 Highest free throw percentage (most attempts): 1.000 (15-15), Roger Kaiser vs. Oklahoma City, 2-14-1959
 Most rebounds: 27, Eric Crake vs. Georgia, 2-4-1953
 Most assists: 19, Craig Neal vs. Duke, 12-28-1988
 Most steals: 8, Kenny Anderson vs. Duke, 1-30-1991
 Most blocked shots: 11, Alvin Jones vs. Winthrop, 11-24-1997

BY OPPONENT • TEAM

Most points in a game: 121 by UCLA (UCLA 121-90), 12-27-1969
 Most points in a Tech win: 108 by Clemson (GT 111-108), 1-24-2001; Florida State (GT 111-108, 2ot), 2-11-1999
 Most points in a half: 67 by Illinois (1st half), 11-23-2001
 Most points in first half: 67 by Illinois, 11-23-2001
 Most points in one OT period: 24 by Clemson, 2-5-1992
 Most points in all OT periods: 32 by Wake Forest (2ot), 3-8-2007
 Fewest points: 6 by Auburn (GT 21-6), 2-27-1914
 Most field goals: 49 by UCLA, 12-27-1969; NC State, 2-10-1973
 Most field goals attempted: 103 by Loyola Marymount, 12-22-1990
 Highest field goal percentage: .700 (28-40) by North Carolina, 1-23-1982
 Lowest field goal percentage: .163 (13-80) by Kentucky, 1-2-1960
 Most 3-point field goals: 16 by Duke (31 attempts), 1-4-2017
 Most 3-point field goals attempted: 41 by NC State (made 12), 1-24-2004
 Highest 3-point field goal percentage (minimum 10 attempts): .786 (11-14) by Clemson, 1-12-2011
 Most free throws: 41 by Maryland, 1-25-2006
 Most free throws attempted: 52 by Rice, 12-16-1963
 Lowest free throw percentage: .250 (4-16) by George Washington, 3-18-2005
 Most rebounds: 68 by Tennessee, 1-24-1959
 Most assists: 28 by Maryland, 2-16-2000
 Most blocked shots: 13 by Duke, 2-5-2005
 Most steals: 18 by Maryland, 2-21-1999

BY OPPONENT • INDIVIDUAL

Most points: 48, Rodney Monroe of NC State, 1-13-1991
 Most field goals: 18, Evers Burns of Maryland, 2-6-1993
 Most field goals attempted: 37, Rodney Monroe of NC State, 1-13-1991
 Most 3-point field goals: 10, Keke Hicks of Coastal Carolina, 11-28-1994
 Most 3-point field goals attempted: 18, Keke Hicks of Coastal Carolina, 11-28-1994
 Most free throws: 15, Tony Windis of Wyoming, 12-22-1958; Nik Caner-Medley, Maryland, 1-25-2006
 Most free throws attempted: 19, Tony Windis of Wyoming, 12-22-1958; Tyler Hansbrough, North Carolina, 2-15-2006
 Most rebounds: 26, Bob Lienhard of Georgia, 12-7-1967
 Most assists: 15, Chris Corchiani of NC State, 2-20-1988; Ishmael Smith of Wake Forest, 3-8-2007
 Most blocked shots: 8, Cedric Lewis of Maryland, 2-13-1991
 Most steals: 9, Derrick Phelps of North Carolina, 2-2-1992

30-Point Games

| | | | |
|----|---|----|---|
| 50 | Kenny Anderson vs. Loyola Marymount (12-22-1990) | 32 | Brian Oliver vs. Syracuse (11-27-2010) |
| 47 | Rich Yunkus vs. Furman (1-15-1970) | 31 | Roger Kaiser vs. Furman (12-3-1960) |
| 47 | Rich Yunkus vs. North Carolina (2-14-1970) | 31 | Dave Clark at NC State (2-12-1966) |
| 42 | Dennis Scott vs. Pittsburgh (12-4-1989) | 31 | Rich Yunkus at Pittsburgh (2-9-1970) |
| 42 | Kenny Anderson vs. Howard (1-2-1991) | 31 | Rich Yunkus at Georgia (2-4-1970) |
| 41 | Rich Yunkus at Tulane (3-1-1969) | 31 | Bob Seemer vs. Georgia (12-3-1969) |
| 41 | Rich Yunkus vs. Florida State (1-24-1970) | 31 | Tico Brown vs. Memphis State (1-17-1977) |
| 41 | Kenny Anderson vs. Villanova (12-28-1990) | 31 | Lenny Horton vs. Wake Forest (1-26-1980) |
| 40 | Pres Judy vs. Florida State (2-25-1967) | 31 | Mark Price vs. NC State (2-3-1983) |
| 40 | Rich Yunkus vs. Georgia State (2-17-1970) | 31 | Mark Price at Virginia (2-14-1983) |
| 40 | Rich Yunkus at Georgia (12-4-1970) | 31 | Duane Ferrell at DePaul (2-22-1987) |
| 40 | Tom Hammonds vs. Georgia State (1-10-1989) | 31 | Dennis Scott at George Washington (12-3-1988) |
| 40 | Dennis Scott vs. Minnesota (3-25-1990) | 31 | Tom Hammonds vs. Maryland (2-4-1989) |
| 40 | Kenny Anderson vs. Georgia (12-19-1990) | 31 | Dennis Scott vs. Duke (3-10-1990) |
| 39 | Pete Silas at Furman (1-31-1953) | 31 | Brian Oliver vs. Duke (3-10-1990) |
| 39 | Jim Wood vs. Georgia (3-5-1975) | 31 | Kenny Anderson vs. Michigan State (3-23-1990) |
| 39 | Dennis Scott vs. Houston (12-28-1988) | 31 | Kenny Anderson vs. DePaul (3-15-1991) |
| 38 | Roger Kaiser at Kentucky (1-7-1961) | 31 | Malcolm Mackey vs. Georgia State (12-14-1991) |
| 38 | Rich Yunkus at UCLA (12-27-1969) | 31 | Matt Harpring at Florida State (2-18-1998) |
| 38 | Josh Okogie vs. Tulane (11-26-2016) | 31 | Jason Floyd vs. Charleston Southern (11-16-1998) |
| 37 | Roger Kaiser vs. Georgia Southern (2-13-1960) | 31 | Jason Floyd vs. Mount St. Mary's (12-30-1998) |
| 37 | Pres Judy vs. NC State (1-14-1967) | 31 | Anthony Morrow at Tennessee State (11-11-2007) |
| 37 | Rich Yunkus at UTEP (12-20-1968) | 30 | Jim Nolan at Kentucky (2-21-1948) |
| 37 | Rich Yunkus at Florida State (2-21-1970) | 30 | Roger Kaiser vs. LSU (2-8-1960) |
| 37 | Rich Yunkus vs. Georgia (2-3-1971) | 30 | Mike Tomasovich vs. Tulane (2-12-1962) |
| 37 | Rich Yunkus vs. Auburn (1-14-1971) | 30 | Jim Caldwell vs. VMI (1-18-1965) |
| 37 | Sammy Drummer vs. Campbell (2-26-1979) | 30 | Phil Wagner vs. Georgia (12-27-1967) |
| 37 | Dennis Scott vs. North Carolina (2-1-1990) | 30 | Rich Yunkus vs. SMU (12-2-1970) |
| 36 | Phil Wagner vs. Tulane (1-6-1968) | 30 | Rich Yunkus at Jacksonville (2-8-1969) |
| 36 | Rich Yunkus vs. Jacksonville (2-26-1970) | 30 | Rich Yunkus at Clemson (1-20-1971) |
| 36 | Rich Yunkus vs. Auburn (1-17-1970) | 30 | Tico Brown at East Carolina (2-17-1979) |
| 36 | Sammy Drummer at Memphis (1-16-1979) | 30 | Sammy Drummer vs. Southern Mississippi (1-9-1978) |
| 36 | Dennis Scott at Wake Forest (1-6-1990) | 30 | Sammy Drummer at Georgia (1-11-1978) |
| 36 | Dennis Scott at Duke (1-28-1990) | 30 | Mark Price vs. NC State (2-2-1983) |
| 36 | Dennis Scott vs. Maryland (2-13-1990) | 30 | Tom Hammonds at Wake Forest (2-13-1988) |
| 36 | Dennis Scott vs. East Tennessee State (3-15-1990) | 30 | Tom Hammonds vs. East Carolina (1-4-1989) |
| 36 | James Forrest vs. Maryland (1-4-1994) | 30 | Tom Hammonds at Florida State (1-7-1989) |
| 36 | B.J. Elder vs. Clemson (1-27-2004) | 30 | Dennis Scott vs. Richmond (11-28-1989) |
| 35 | Jim Caldwell vs. Texas Tech (12-30-1964) | 30 | Dennis Scott vs. Pittsburgh (12-28-1989) |
| 35 | Rich Yunkus vs. Clemson (1-6-1971) | 30 | Dennis Scott vs. Duke (1-11-1990) |
| 35 | Sammy Drummer at Seton Hall (11-24-1978) | 30 | Dennis Scott at Louisville (2-10-1990) |
| 35 | Brook Steppe vs. Virginia Tech (12-22-1979) | 30 | Dennis Scott vs. LSU (3-17-1990) |
| 35 | Brook Steppe vs. Duke (2-20-1982) | 30 | Kenny Anderson vs. Minnesota (3-25-1990) |
| 35 | Will Bynum vs. North Carolina (3-12-2005) | 30 | Kenny Anderson at Maryland (2-13-1991) |
| 35 | Josh Okogie vs. Florida State (1-25-2017) | 30 | James Forrest vs. Georgia State (12-12-1992) |
| 34 | Joe Helms vs. Mississippi State (1-14-1956) | 30 | James Forrest vs. Coastal Carolina (11-28-1994) |
| 34 | Jim Caldwell at Furman (1-9-1965) | 30 | Travis Best vs. Maryland (2-4-1995) |
| 34 | Duane Ferrell at Clemson (3-5-1988) | 30 | Drew Barry at North Carolina (2-10-1996) |
| 34 | Dennis Scott vs. Notre Dame (2-25-1989) | 30 | Matt Harpring at Virginia (2-21-1996) |
| 34 | Brian Oliver vs. North Carolina (2-1-1990) | 30 | Matt Harpring vs. Coastal Carolina (12-17-1997) |
| 34 | Brian Oliver vs. Clemson (3-3-1990) | 30 | Matt Harpring vs. North Carolina (2-8-1998) |
| 34 | Gani Lawal vs. Penn State (12-3-2008) | 30 | Jason Collier at Florida State (1-7-1999) |
| 33 | Terry Randall vs. Furman (12-6-1956) | 30 | B.J. Elder vs. North Carolina (2-10-2004) |
| 33 | Jim Caldwell vs. Florida State (2-15-1964) | 30 | Will Bynum vs. Wake Forest (1-27-2005) |
| 33 | Rich Yunkus at Florida State (2-18-1969) | 30 | Thaddeus Young vs. Wake Forest (3-8-2007) |
| 33 | Rich Yunkus at Auburn (12-19-1970) | 30 | Matt Causey vs. Virginia Tech (1-19-2008) |
| 33 | Brook Steppe at Georgia Southern (2-13-1982) | 30 | Lewis Clinch vs. Miami (3-4-2009) |
| 33 | Mark Price vs. Georgia (3-12-1983) | 30 | Iman Shumpert vs. North Carolina (1-16-2010) |
| 33 | Yvon Joseph vs. Central Michigan (12-17-1983) | 30 | Iman Shumpert vs. North Carolina (1-16-2011) |
| 33 | Tom Hammonds vs. Iowa State (3-18-1988) | 30 | Adam Smith at Pittsburgh (1-6-2016) |
| 33 | Brian Oliver vs. North Carolina A&T (12-11-1989) | 30 | Marcus Georges-Hunt vs. Wake Forest (2-10-2016) |
| 33 | Dennis Scott vs. Coastal Carolina (12-19-1990) | 30 | Josh Okogie vs. Miami (1-3-2018) |
| 33 | Dennis Scott at North Carolina (2-28-1990) | | |
| 33 | Malcolm Mackey vs. Morgan State (11-27-1990) | | |
| 33 | Kenny Anderson at Virginia (2-19-1991) | | |
| 33 | Dion Glover vs. Seton Hall (3-11-1998) | | |
| 33 | Tony Akins at Florida State (2-21-2000) | | |
| 33 | Marvin Lewis vs. Florida State (1-14-2003) | | |
| 32 | Bud Blumker vs. Alabama (2-2-1957) | | |
| 32 | Roger Kaiser vs. Vanderbilt (1-16-1960) | | |
| 32 | Rich Yunkus vs. Jacksonville (1-6-1969) | | |
| 32 | Rich Yunkus at Georgia (12-5-1968) | | |
| 32 | Rich Yunkus at Tulane (2-23-1970) | | |
| 32 | Rich Yunkus vs. Tampa (2-26-1971) | | |
| 32 | Bob Murphy vs. Furman (12-22-1971) | | |
| 32 | Brook Steppe vs. Seton Hall (2-2-1980) | | |
| 32 | Sammy Drummer at Davidson (12-21-1977) | | |
| 32 | Dennis Scott vs. Georgia (12-16-1989) | | |
| 32 | Kenny Anderson vs. Pittsburgh (12-28-1989) | | |
| 32 | Dennis Scott at Clemson (1-25-1990) | | |
| 32 | Kenny Anderson at Notre Dame (2-24-1990) | | |
| 32 | Kenny Anderson vs. Fordham (12-8-1990) | | |
| 32 | Kenny Anderson vs. Wake Forest (1-6-1991) | | |
| 32 | Kenny Anderson vs. Clemson (1-24-1991) | | |
| 32 | Kenny Anderson vs. Duke (1-30-1991) | | |
| 32 | Jon Barry vs. Florida State (1-23-1992) | | |
| 32 | Travis Best vs. Georgia State (12-4-1993) | | |
| 32 | Travis Best vs. East Carolina (12-3-1994) | | |
| 32 | Michael Maddox vs. North Carolina (2-8-1998) | | |
| 32 | Shaun Fein vs. Wofford (11-17-2000) | | |
| 32 | Lewis Clinch vs. Clemson (3-12-2009) | | |

Rebounds

| | |
|----|--|
| 27 | Eric Crake vs. Georgia (2-4-1953) |
| 26 | Jim Caldwell vs. Georgia (12-2-1963) |
| 26 | Pete Silas at Furman (1-31-1953) |
| 23 | Jim Caldwell vs. Mississippi State (1-25-1965) |
| 22 | Dick Lenholt vs. Georgia (2-17-1955) |
| 22 | Dave Denton vs. Kentucky (1-27-1958) |
| 22 | Frank Inman vs. Florida (2-23-1959) |
| 22 | Jim Caldwell vs. Mississippi (1-11-1964) |
| 21 | Jim Caldwell vs. Georgia (1-21-1964) |
| 20 | Bill Cohen vs. LSU (2-13-1956) |
| 20 | Jim Caldwell vs. Florida State (2-15-1964) |
| 20 | Jim Caldwell at Ohio State (1-2-1965) |
| 20 | Mike Green vs. St. Bonaventure (12-28-1974) |
| 19 | Pete Silas at Mississippi (2-7-1953) |
| 19 | Lenny Cohen vs. Duke (11-30-1956) |
| 19 | Dave Denton vs. Tulane (2-8-1958) |
| 19 | Alan Nass vs. Georgia (12-1-1960) |
| 19 | Jim Caldwell at Furman (12-3-1962) |
| 19 | Jim Caldwell vs. Vanderbilt (2-13-1963) |
| 19 | Jim Caldwell at Furman (1-9-1965) |
| 19 | Jim Wood vs. Presbyterian (1-24-1975) |
| 19 | Ivano Newbill vs. Tulane (12-27-1990) |
| 19 | Malcolm Mackey vs. Ohio State (3-17-1991) |
| 19 | Matt Geiger vs. St. Bonaventure (12-30-1991) |
| 19 | Alvin Jones vs. Iowa (12-27-1998) |
| 19 | Charles Mitchell at Clemson (2-13-2016) |

SINGLE-GAME HIGHS

Field Goals

- 18 Rich Yunkus vs. Georgia State (2-17-1970)
- 18 Rich Yunkus vs. Florida State (1-24-1970)
- 18 Pres Judy at Florida State (2-24-1968)
- 18 Kenny Anderson vs. Loyola Marymount (12-22-1990)
- 17 Pete Silas at Furman (1-31-1953)
- 17 Rich Yunkus at Tulane (3-1-1969)
- 17 Rich Yunkus vs. Furman (1-15-1970)
- 16 Roger Kaiser vs. Georgia Southern (2-13-1960)
- 16 Rich Yunkus at Georgia (12-4-1970)
- 16 Rich Yunkus vs. Georgia (2-3-1971)
- 16 Rich Yunkus at UCLA (12-27-1969)
- 16 Jim Wood vs. Georgia (3-5-1975)
- 16 James Forrest vs. Maryland (1-4-1994)
- 15 Last: Gani Lawal vs. Penn State (12-3-2008)

Field Goal Attempts

- 32 Sammy Drummer at DePaul (1-2-1979)
- 32 Dennis Scott vs. LSU (3-17-1990)
- 31 Jim Caldwell vs. Texas Tech (12-30-1964)
- 30 Sammy Drummer at Georgia (1-11-1978)
- 29 Pete Silas at Tampa (1-2-1953)
- 29 Rich Yunkus at UTEP (12-20-1968)
- 29 Rich Yunkus at SMU (12-10-1969)
- 29 Rich Yunkus at UCLA (12-27-1969)
- 29 Kenny Anderson vs. Howard (1-2-1991)
- 28 Last: Glen Rice vs. Florida State (2-10-2011)

3-Point Field Goals

- 11 Dennis Scott vs. Houston (12-28-1988)
- 9 Dennis Scott at North Carolina (1-28-1989)
- 9 Drew Barry at North Carolina (2-10-1996)
- 9 Tony Akins at Florida State (2-21-2000)
- 9 Lewis Clinch vs. Miami (3-4-2009)
- 8 Mark Price vs. Virginia (3-12-1983)
- 8 Dennis Scott vs. Georgia State (1-12-1988)
- 8 Dennis Scott vs. Pittsburgh (12-4-1989)
- 8 Fred Vinson at North Carolina (2-12-1994)
- 8 Adam Smith at Pittsburgh (1-6-2016)
- 7 Dennis Scott vs. Coastal Carolina (11-28-1988)
- 7 Dennis Scott vs. North Carolina (3-1-1989)
- 7 Brian Oliver vs. Wake Forest (2-7-1990)
- 7 Dennis Scott vs. Maryland (2-13-1990)
- 7 Dennis Scott at North Carolina (2-28-1990)
- 7 Dennis Scott vs. Minnesota (3-25-1990)
- 7 Dennis Scott vs. UNLV (3-31-1990)
- 7 Kenny Anderson vs. Howard (1-2-1991)
- 7 Jon Barry at Wake Forest (1-18-1992)
- 7 Shaun Fein vs. Wofford (11-17-2000)
- 7 Shaun Fein at Clemson (1-24-2001)
- 7 B.J. Elder vs. North Carolina (2-10-2004)
- 7 B.J. Elder vs. Michigan (11-30-2004)
- 7 Anthony Morrow at Michigan State (11-30-2005)
- 7 Anthony Morrow vs. Winston-Salem State (1-3-2007)
- 7 Matt Causey vs. Virginia Tech (1-19-2008)
- 7 Lewis Clinch vs. Florida State (3-13-2009)

3-Point Field Goal Attempts

- 19 Dennis Scott vs. Houston (12-28-1988)
- 18 Dennis Scott at North Carolina (1-28-1989)
- 18 Lewis Clinch vs. Florida State (3-13-2009)
- 17 Drew Barry at North Carolina (2-10-1996)
- 16 Kenny Anderson vs. Howard (1-2-1991)
- 16 Lewis Clinch vs. Miami (3-4-2009)
- 15 Dennis Scott vs. North Carolina (3-10-1989)
- 15 Dennis Scott at North Carolina (2-28-1990)
- 15 Lewis Clinch at North Carolina (2-28-2009)

Free Throws

- 19 Rich Yunkus vs. North Carolina (2-14-1970)
- 19 Tom Hammonds vs. Iowa State (3-18-1988)
- 18 Frank Samoylo vs. Georgia (2-2-1972)
- 18 Kenny Anderson vs. Georgia (12-19-1990)
- 17 Gani Lawal at Charlotte (1-2-1910)
- 17 Bobby Kimmel vs. Canisius (12-31-1955)
- 16 Roger Kaiser vs. Kentucky (1-25-1960)
- 16 Rich Yunkus vs. Jacksonville (2-26-1970)
- 16 Peanut Murphy vs. Furman (12-22-1971)
- 15 Last: Marcus Georges-Hunt vs. Clemson (3-9-2016)

Free throw Attempts

- 22 Kenny Anderson vs. Georgia (12-19-1990)
- 21 Tom Hammonds vs. Iowa State (3-18-1988)
- 21 Jeremis Smith at Georgia (12-7-2005)
- 20 Bobby Kimmel vs. Canisius (12-31-1955)
- 20 Rich Yunkus vs. North Carolina (2-14-1970)
- 20 Rich Yunkus vs. Jacksonville (2-26-1970)
- 20 Frank Samoylo vs. Georgia (2-2-1972)
- 20 Gani Lawal at Charlotte (1-2-2010)
- 19 Terry Randall at Kentucky (1-5-1957)
- 19 Roger Kaiser vs. Kentucky (1-30-1961)
- 19 Peanut Murphy vs. Furman (12-22-1971)
- 19 Alvin Jones vs. Charleston Southern (11-16-1998)
- 19 Gani Lawal at Chattanooga (12-14-2009)

Assists

- 19 Craig Neal vs. Duke (2-28-1988)
- 18 Kenny Anderson vs. Pittsburgh (12-28-1989)
- 17 Craig Neal vs. Virginia (2-25-1988)
- 17 Kenny Anderson vs. North Carolina (2-1-1990)
- 14 Mark Price vs. Monmouth (1-17-1985)
- 14 Craig Neal at Duke (2-3-1988)
- 14 Craig Neal at Maryland (2-8-1988)
- 14 Craig Neal at NC State (2-20-1988)
- 14 Brian Oliver vs. Clemson (1-25-1989)
- 13 Steve Sherbak vs. Oklahoma City (2-28-1973)
- 13 Craig Neal vs. North Carolina A&T (1-14-1987)
- 13 Craig Neal vs. Maryland (2-17-1988)
- 13 Kenny Anderson vs. Fordham (2-15-1990)
- 13 Kenny Anderson vs. Morgan State (11-27-1990)
- 13 Kenny Anderson at North Carolina (1-27-1991)
- 13 Jon Barry vs. NC State (2-29-1992)
- 13 Drew Barry at Virginia (1-22-1995)
- 12 Last time: Iman Shumpert vs. Penn State (12-3-2008)

Steals

- 8 Kenny Anderson vs. Duke (1-30-1991)
- 7 Mark Price vs. Clemson (1-26-1984)
- 7 Mark Price vs. Texas A&M (12-20-1985)
- 7 Travis Best vs. Georgia State (12-12-1992)
- 7 Stephon Marbury vs. Georgetown (11-22-1995)
- 7 Jarrett Jack vs. NC State (3-14-2003)
- 7 Javaris Crittenton vs. Clemson (2-3-2007)
- 7 Iman Shumpert vs. Virginia Tech (1-25-2011)
- 6 Mark Price vs. Clemson (3-7-1986)
- 6 Bruce Dalrymple vs. Virginia (3-8-1985)
- 6 George Thomas vs. Newberry (1-12-1981)
- 6 Kenny Anderson vs. Georgia (12-19-1990)
- 6 Kenny Anderson vs. Howard (1-2-1991)
- 6 Matt Harpring vs. Florida A&M (11-26-1994)
- 6 Travis Best vs. East Carolina (12-3-1994)
- 6 Travis Best vs. Cincinnati (12-28-1994)
- 6 Matt Harpring at Florida State (1-29-1995)
- 6 Drew Barry at NC State (2-25-1995)
- 6 Drew Barry vs. Manhattan (11-15-1995)
- 6 Tony Akins vs. Kentucky (12-19-1998)
- 6 Shaun Fein vs. Florida A&M (2-5-2000)
- 6 Jarrett Jack vs. Hofstra (11-20-2003)
- 6 Iman Shumpert vs. Clemson (2-22-2009)
- 6 Iman Shumpert vs. Virginia Tech (3-6-2010)
- 6 Iman Shumpert at Wake Forest (3-3-2011)

Blocked Shots

- 11 Alvin Jones vs. Winthrop (11-24-1997)
- 9 Alvin Jones vs. Georgetown (3-16-1998)
- 9 Alvin Jones vs. Charleston Southern (11-16-1998)
- 9 Ben Lammers vs. Southern (11-14-2016)
- 8 Alvin Jones vs. Georgia Southern (1-28-1998)
- 8 Alvin Jones vs. Delaware State (12-6-1997)
- 8 Alvin Jones vs. Coastal Carolina (12-17-1997)
- 8 Alvin Jones vs. Mount St. Mary's (12-30-1998)
- 8 Alvin Jones vs. Mercer (11-19-1999)
- 8 Alvin Jones vs. Harvard (12-28-2000)
- 8 Alvin Jones vs. Maryland (1-6-2001)
- 8 Ben Lammers at Virginia Tech (1-18-2017)
- 8 Ben Lammers vs. Mississippi (3-21-2017)
- 8 Ben Lammers vs. Bethune-Cookman (11-19-2017)
- 7 Alvin Jones vs. North Texas (12-31-1997)
- 7 Alvin Jones vs. Virginia (2-9-2000)
- 7 John Salley vs. Wake Forest (2-10-1985)
- 7 Matt Geiger vs. Virginia (3-13-1992)
- 7 Eddie Elisma vs. Manhattan (11-15-1995)
- 7 Daniel Miller vs. Charleston Southern (11-12-2010)
- 7 Ben Lammers vs. Grambling State (12-1-2017)

ACC Game Individual Highs

30-Point Games

- 37 Dennis Scott vs. North Carolina (2-1-1990)
- 36 Dennis Scott at Wake Forest (1-6-1990)
- 36 Dennis Scott at Duke (1-28-1990)
- 36 Dennis Scott vs. Maryland (2-13-1990)
- 36 James Forrest vs. Maryland (1-4-1994)
- 36 B.J. Elder vs. Clemson (1-27-2004)
- 35 Brook Stepp vs. Duke (2-20-1982)
- 35 Will Bynum vs. North Carolina (3-12-2005)
- 35 Josh Okogie vs. Florida State (1-25-2017)
- 34 Duane Ferrell at Clemson (3-5-1988)
- 34 Brian Oliver vs. North Carolina (2-1-1990)
- 34 Brian Oliver vs. Clemson (3-3-1990)
- 33 Mark Price vs. Virginia (3-12-1983)
- 33 Dennis Scott at North Carolina (2-28-1990)
- 33 Kenny Anderson at Virginia (2-19-1991)
- 33 Tony Akins at Florida State (2-21-2000)
- 33 Marvin Lewis vs. Florida State (1-14-2003)
- 32 Dennis Scott at Clemson (1-25-1990)
- 32 Kenny Anderson vs. Wake Forest (1-6-1991)
- 32 Kenny Anderson vs. Clemson (1-24-1991)
- 32 Kenny Anderson vs. Duke (1-30-1991)
- 32 Jon Barry vs. North Carolina (1-23-1992)
- 32 Michael Maddox vs. North Carolina (2-8-1998)
- 32 Lewis Clinch vs. Clemson (3-12-2009)
- 31 Lenny Horton vs. Wake Forest (1-26-1980)
- 31 Mark Price at Virginia (2-14-1983)
- 31 Tom Hammonds vs. Maryland (2-4-1989)
- 31 Dennis Scott vs. Duke (3-10-1990)
- 31 Brian Oliver vs. Duke (3-10-1990)
- 31 Matt Harpring at Florida State (2-18-1998)
- 30 Mark Price vs. NC State (2-2-1983)
- 30 Tom Hammonds at Wake Forest (2-13-1988)
- 30 Tom Hammonds at Wake Forest (1-7-1989)
- 30 Dennis Scott vs. Duke (1-11-1990)
- 30 Kenny Anderson vs. Maryland (2-13-1991)
- 30 Travis Best at Maryland (2-4-1995)
- 30 Drew Barry at North Carolina (2-10-1996)
- 30 Matt Harpring at Virginia (2-21-1996)
- 30 Matt Harpring vs. North Carolina (2-8-1998)
- 30 Jason Collier vs. Florida State (2-11-1999)
- 30 B.J. Elder vs. North Carolina (2-10-2004)
- 30 Will Bynum vs. Wake Forest (1-27-2005)
- 30 Thaddeus Young vs. Wake Forest (3-8-2007)
- 30 Matt Causey vs. Virginia Tech (1-19-2008)
- 30 Lewis Clinch vs. Miami (3-4-2009)
- 30 Iman Shumpert vs. North Carolina (1-16-2010)
- 30 Iman Shumpert vs. North Carolina (1-16-2011)
- 30 Adam Smith at Pittsburgh (1-6-2016)
- 30 Marcus Georges-Hunt vs. Wake Forest (2-10-2016)
- 30 Josh Okogie vs. Miami (1-3-2018)

Rebounds

- 19 Charles Mitchell at Clemson (2-13-2016)
- 18 Alvin Jones vs. North Carolina (2-3-2001)
- 18 Gani Lawal vs. Miami (2-10-2010)
- 18 Derrick Favors vs. Maryland (2-20-2010)
- 17 Malcolm Mackey vs. NC State (1-27-1991)
- 17 Malcolm Mackey vs. Maryland (1-5-1993)
- 17 Alvin Jones vs. Florida State (2-11-1999)
- 17 Luke Schenscher vs. North Carolina (3-12-2004)
- 17 Gani Lawal vs. Duke (1-14-2009)
- 17 Gani Lawal vs. Maryland (1-10-2009)
- 17 Ben Lammers vs. Boston College (2-11-2017)
- 16 Tom Hammonds vs. N. Carolina (3-10-1989)
- 16 Malcolm Mackey vs. Duke (1-11-1990)
- 16 Malcolm Mackey vs. NC State (3-8-1991)
- 16 Malcolm Mackey vs. Maryland (2-6-1993)
- 16 Matt Harpring vs. North Carolina (2-8-1998)
- 16 Alvin Jones vs. North Carolina (3-10-2001)
- 16 Ben Lammers at Pittsburgh (1-13-2018)
- 16 Josh Okogie at Florida State (1-24-2018)
- 16 Tom Hammonds vs. Maryland (2-17-1988)
- 15 Malcolm Mackey vs. NC State (3-9-1990)
- 15 Malcolm Mackey vs. Clemson (1-24-1991)
- 15 Matt Harpring vs. North Carolina (1-10-1996)
- 15 Matt Harpring vs. Wake Forest (2-11-1998)
- 15 Luke Schenscher vs. Virginia (1-8-2005)
- 15 Luke Schenscher vs. Clemson (3-5-2005)
- 15 Ben Lammers vs. Pittsburgh (3-7-2017)

Field Goals

- 16 James Forrest vs. Maryland (1-4-1994)
- 15 Lenny Horton vs. Wake Forest (1-26-1980)
- 15 Duane Ferrell at Clemson (3-5-1988)
- 14 Duane Ferrell at NC State (2-20-1988)
- 14 Tom Hammonds vs. Duke (2-28-1988)
- 14 Kenny Anderson at Virginia (2-19-1991)
- 13 Mark Price at Duke (2-23-1985)
- 13 Tom Hammonds at NC State (2-20-1988)
- 13 James Forrest vs. Duke (3-12-1993)
- 13 Michael Maddox vs. North Carolina (2-8-1998)
- 13 Iman Shumpert vs. North Carolina (1-16-2011)
- 13 Tadic Jackson vs. Boston College (3-6-2018)

Field Goal Attempts

- 29 Dennis Scott vs. Duke (1-11-1990)
- 28 Dennis Scott vs. North Carolina (2-1-1990)
- 28 Glen Rice, Jr. vs. Florida State (2-10-2011)
- 26 Dennis Scott at North Carolina (2-28-1990)
- 25 Dennis Scott vs. Maryland (2-13-1990)
- 25 Michael Maddox vs. North Carolina (2-8-1998)
- 24 Tom Hammonds at NC State (2-20-1988)
- 24 Kenny Anderson at Clemson (1-25-1990)
- 24 Dennis Scott vs. Duke (3-10-1990)
- 24 Travis Best at Duke (2-9-1995)

- 24 Matt Harpring vs. North Carolina (2-8-1998)
- 24 Tadic Jackson vs. Boston College (3-6-2018)

Free Throws

- 15 Lenny Horton vs. NC State (12-29-1979)
- 15 Travis Best vs. Maryland (2-4-1995)
- 15 Marcus Georges-Hunt vs. Clemson (3-9-2016)
- 14 Alvin Jones at Clemson (1-24-2001)
- 14 Mark Price vs. Duke (3-9-1985)
- 14 Josh Okogie vs. Florida State (1-25-2017)
- 13 Jason Collier vs. Virginia (2-25-1999)
- 13 Maurice Miller at Virginia Tech (2-23-2008)
- 12 Brian Oliver at Wake Forest (1-7-1989)
- 12 Brian Oliver vs. NC State (2-17-1990)
- 12 Matt Harpring at Maryland (2-21-1998)

Free Throw Attempts

- 19 Alvin Jones at Clemson (1-24-2001)
- 17 Lenny Horton vs. NC State (12-29-1979)
- 17 Josh Okogie vs. Florida State (1-25-2017)
- 16 Brian Oliver at NC State (2-17-1990)
- 16 Travis Best vs. Virginia (2-4-1995)
- 16 Jason Collier vs. Virginia (2-25-1999)
- 16 Marcus Georges-Hunt at Florida State (2-17-2016)
- 16 Marcus Georges-Hunt vs. Clemson (3-9-2016)
- 15 Alvin Jones at Florida State (2-17-2001)

3-Point Field Goals

- 9 Dennis Scott at North Carolina (1-28-1989)
- 9 Drew Barry at North Carolina (2-10-1996)
- 9 Tony Akins at Florida State (2-21-2000)
- 9 Lewis Clinch vs. Miami (3-4-2009)
- 8 Mark Price vs. Virginia (3-12-1983)
- 8 Fred Vinson at North Carolina (2-12-1994)
- 8 Adam Smith at Pittsburgh (1-6-2016)
- 7 Dennis Scott vs. North Carolina (3-1-1989)
- 7 Dennis Scott vs. Wake Forest (2-7-1990)
- 7 Dennis Scott vs. Maryland (2-13-1990)
- 7 Dennis Scott at North Carolina (2-28-1990)
- 7 Jon Barry at Wake Forest (1-18-1992)
- 7 Shaun Fein at Clemson (1-24-2001)
- 7 B.J. Elder vs. North Carolina (2-10-2004)
- 7 Matt Causey vs. Virginia Tech (1-19-2008)
- 7 Lewis Clinch vs. Florida State (3-13-2009)

3-Point Field Goal Attempts

- 18 Dennis Scott at North Carolina (1-28-1989)
- 18 Dennis Scott vs. Florida State (3-13-2009)
- 17 Drew Barry at North Carolina (2-10-1996)
- 16 Lewis Clinch vs. Miami (3-4-2009)
- 15 Dennis Scott vs. North Carolina (3-10-1989)
- 15 Dennis Scott at North Carolina (2-28-1990)
- 15 Lewis Clinch at North Carolina (2-28-2009)
- 14 Dennis Scott vs. North Carolina (3-1-1989)
- 14 Dennis Scott vs. Virginia (2-22-1990)
- 14 Fred Vinson vs. Maryland (1-4-1994)
- 14 Matt Harpring at Clemson (1-30-1997)
- 14 Tony Akins at Florida State (2-21-2000)

Assists

- 19 Craig Neal vs. Duke (2-28-1988)
- 17 Craig Neal vs. Virginia (2-25-1988)
- 17 Kenny Anderson vs. North Carolina (2-1-1990)
- 14 Craig Neal at Duke (2-3-1988)
- 14 Craig Neal at Maryland (2-8-1988)
- 14 Craig Neal at NC State (2-20-1988)
- 14 Brian Oliver vs. Clemson (1-25-1989)
- 14 Craig Neal vs. Maryland (2-17-1988)
- 13 Kenny Anderson at North Carolina (1-27-1991)
- 13 Jon Barry vs. NC State (2-29-1992)
- 13 Drew Barry at Virginia (1-22-1995)

Steals

- 8 Kenny Anderson vs. Duke (1-30-1991)
- 7 Mark Price vs. Clemson (1-26-1984)
- 7 Jarrett Jack vs. NC State (3-14-2003)
- 7 Javaris Crittenton vs. Clemson (2-3-2007)
- 7 Iman Shumpert vs. Virginia Tech (1-25-2011)
- 6 Mark Price vs. Clemson (3-7-1986)
- 6 Bruce Dalrymple vs. Virginia (3-8-1985)
- 6 Matt Harpring at Florida State (1-29-1995)
- 6 Drew Barry at NC State (2-25-1995)
- 6 Iman Shumpert vs. Clemson (2-22-2009)
- 6 Iman Shumpert vs. Virginia Tech (3-6-2010)
- 6 Iman Shumpert at Wake Forest (3-3-2011)

Blocked Shots

- 8 Alvin Jones vs. Maryland (1-6-2001)
- 8 Ben Lammers at Virginia Tech (1-18-2017)
- 7 John Salley vs. Wake Forest (2-10-1985)
- 7 Matt Geiger vs. Virginia (3-13-1992)
- 7 Alvin Jones vs. Virginia (2-9-2000)
- 7 Ben Lammers vs. Syracuse (2-19-2017)
- 7 Alvin Jones at NC State (1-25-1998)
- 6 Alvin Jones vs. Maryland (1-21-1998)
- 6 Alvin Jones vs. NC State (2-2-1999)
- 6 Alvin Jones vs. Virginia (3-9-2001)
- 6 Alade Aminu vs. Wake Forest (1-31-2009)
- 6 Gani Lawal vs. Boston College (1-20-2009)
- 6 Daniel Miller vs. Virginia (2-8-2014)
- 6 Daniel Miller at Syracuse (3-4-2014)
- 6 Ben Lammers vs. Virginia (1-18-2018)

SINGLE-GAME TEAM HIGHS

100-Point Games

| | |
|-----|-----------------------------------|
| 135 | vs. Loyola Marymount (12-22-1990) |
| 121 | Georgia State (1-10-1989) |
| 120 | vs. Texas (11-27-1991) |
| 119 | USC-Aiken (11-25-1985) |
| 116 | Cornell (11-13-2015) |
| 114 | Alcorn State (11-20-1987) |
| 113 | Arkansas-Pine Bluff (11-23-2002) |
| 112 | Texas Christian (12-1-1965) |
| 112 | vs. Georgia, 3ot (12-19-1990) |
| 112 | Florida A&M (12-1-1992) |
| 112 | Florida A&M (11-26-1994) |
| 112 | Lafayette (12-10-1994) |
| 112 | Wake Forest, 2ot (3-8-2007) |
| 111 | Georgia State (1-12-1988) |
| 111 | vs. Pittsburgh (12-28-1989) |
| 111 | at Florida State, 2ot (2-11-1999) |
| 111 | at Clemson (1-24-2001) |
| 110 | Wyoming (12-22-1958) |
| 110 | Furman (2-8-1966) |
| 109 | Coastal Carolina (12-19-1989) |
| 108 | Tennessee Tech (12-14-1978) |
| 108 | Augusta (12-12-1987) |
| 108 | Georgia State (11-24-1989) |
| 107 | Green Bay (11-19-2015)* |
| 106 | South Carolina State (1-13-1983) |
| 105 | Youngstown State (12-29-1992) |
| 105 | Virginia (2-14-1998) |
| 104 | vs. North Carolina (2-14-1970) |
| 104 | Maryland (2-17-1988) |
| 103 | Charleston Southern (11-16-1998) |
| 103 | vs. Boston College (3-17-1996) |
| 103 | Georgia State (11-16-2006) |
| 102 | Tulane (3-1-1971) |
| 102 | North Carolina (2-1-1990) |
| 102 | Georgia State (12-12-1992) |
| 102 | Wake Forest, ot (1-27-2005) |
| 101 | Georgia State (2-17-1970) |
| 101 | Baptist (12-10-1988) |
| 101 | North Carolina A&T (12-11-1989) |
| 101 | Wake Forest (1-6-1991) |
| 101 | Clemson (3-8-1992) |
| 100 | Western Carolina (2-1-1979) |
| 100 | Southern Illinois (1-5-1970) |
| 100 | Augusta (11-24-1990) |
| 100 | East Carolina (12-3-1994) |
| 100 | Maryland (2-4-1995) |
| 100 | North Carolina, 2ot (2-8-1998) |
| 100 | Grambling State (11-24-1999) |
| 100 | Jackson State (11-13-2006) |
| 100 | Florida A&M (11-14-2009) |

*Last time Tech scored 100 points

Fewest Points

| | |
|----------------------|--------------------------------------|
| 3 | at Vanderbilt (2-27-1920) |
| 4 | at Macon YMCA (2-14-1920) |
| 6 | Auburn (2-17-1906) |
| 8 | Auburn (2-4-1909) |
| 8 | at Georgia (2-14-1914) |
| 9 | at Georgia (1-22-1909) |
| 11 | at Chattanooga (2-7-1920) |
| 12 | at Atlanta Athletic Club (1-28-1909) |
| 12 | at Georgia (12-15-1913) |
| Since 1949-50 | |
| 28 | at Virginia (1-22-1915) |
| 34 | at NC State (12-30-1949) |
| 36 | Auburn (2-7-1961) |
| 36 | vs. Miami (3-8-2012) |
| 37 | at Virginia (12-1-1979) |
| 37 | at Boston College (1-19-1980) |
| 37 | Clemson (2-21-2012) |
| 38 | at Wake Forest (2-6-1982) |
| 38 | Georgia (12-6-1980) |
| 38 | Virginia (1-19-2012) |
| 39 | vs. North Carolina (3-4-1982) |
| 39 | vs. Cincinnati (3-2-1978) |
| 39 | at Auburn (2-5-1962) |
| 39 | at Alabama (1-14-1950) |
| 39 | vs. Kentucky (12-19-1998) |

Largest Margin of Victory

| | |
|----|--------------------------------|
| 61 | Southern Bell (1-28-1927) |
| 59 | USC-Aiken (11-25-1985) |
| 57 | Baptist (11-27-1978) |
| 56 | Florida A&M (11-26-1994) |
| 53 | Md.-Eastern Shore (1-3-1985) |
| 51 | Tennessee State (12-6-2003) |
| 51 | Winston-Salem State (1-3-2007) |
| 50 | Marist (12-23-2003) |
| 47 | Maine (1-4-1971) |
| 45 | Tennessee Tech (12-14-1978) |
| 45 | at Chattanooga (1-2-1950) |

| | |
|----|--------------------------------------|
| 45 | at Centenary (12-22-2007) |
| 45 | Winston-Salem State (11-14-2008) |
| 44 | Wofford (11-29-1982) |
| 44 | University of the South (12-13-1982) |
| 44 | Wofford (1-31-1977) |
| 43 | Flagler (12-12-1983) |
| 43 | Naval Air Station (1-14-1944) |
| 43 | Wofford (11-17-2000) |
| 43 | Elon (11-10-2006) |

Largest Margin of Defeat

| | |
|----|--------------------------------|
| 69 | at Georgia (1-22-1909) |
| 60 | Macon YMCA (1-17-1920) |
| 56 | Georgia (1-29-1909) |
| 53 | at Kentucky (1-7-56) |
| 53 | at Duke (1-4-2017) |
| 52 | at Kentucky (1-9-1954) |
| 51 | vs. Kentucky (2-2-1954) |
| 50 | at Georgia (2-14-1914) |
| 47 | at Furman (2-11-1954) |
| 46 | at Kentucky (2-19-1949) |
| 45 | vs. North Carolina (2-12-1972) |

Most Points in a Half

| | |
|----|--|
| 82 | vs. Loyola Marymount (12-22-1990, 2nd) |
| 67 | Georgia State (1-10-1989, 2nd) |
| 67 | Youngstown State (12-29-1992, 2nd) |
| 65 | Wofford (11-29-1982, 1st) |
| 64 | vs. Texas (11-27-1991, 2nd) |
| 64 | Louisville (12-20-1997, 2nd) |
| 64 | at Tennessee State (11-11-2007, 2nd) |
| 63 | vs. Pittsburgh (12-28-1989, 2nd) |
| 62 | Arkansas-Pine Bluff (11-23-2002, 2nd) |
| 62 | USC-Aiken (11-25-1985, 1st) |
| 62 | Coastal Carolina (12-19-1989, 1st) |
| 62 | Maryland (2-4-1995, 2nd) |
| 62 | Tennessee State (12-6-2003, 2nd) |
| 62 | vs. Memphis (11-21-2006, 2nd) |
| 61 | Augusta (12-12-1987, 1st) |
| 61 | Georgia State (1-12-1988, 2nd) |
| 61 | Lafayette (12-10-1994, 1st) |
| 60 | Florida A&M (12-1-1992, 2nd) |
| 60 | Florida A&M (11-26-1994, 2nd) |

Most Points - 1st Half

| | |
|----|-------------------------------|
| 65 | Wofford (11-29-1982) |
| 62 | USC-Aiken (11-25-1985) |
| 62 | Coastal Carolina (12-19-1990) |
| 61 | Augusta (12-12-1987) |
| 61 | Lafayette (12-10-1994) |

Most Points - 2nd Half

| | |
|----|-----------------------------------|
| 82 | vs. Loyola Marymount (12-22-1990) |
| 67 | Georgia State (1-10-1989) |
| 67 | Youngstown State (12-29-1992) |
| 64 | vs. Texas (11-27-1991) |
| 64 | Louisville (12-20-1997) |
| 64 | at Tennessee State (11-11-2007) |
| 63 | vs. Pittsburgh (12-28-1989) |
| 63 | Arkansas-Pine Bluff (11-23-2002) |
| 62 | Maryland (2-4-1995) |
| 62 | Tennessee State (12-6-2003) |
| 62 | vs. Memphis (11-21-2006) |
| 61 | Georgia State (1-12-1988) |
| 61 | Florida A&M (12-1-1992) |
| 60 | Florida A&M (11-26-1994) |
| 60 | Florida A&M (2-5-2000) |

Most Points - OT Period

| | |
|----|------------------------------------|
| 18 | NC State (2-25-1996) |
| 17 | vs. Wake Forest (3-8-2007, 1st ot) |
| 16 | Auburn (2-4-1957) |
| 16 | NC State (2-29-1992) |
| 16 | at Virginia (1-27-2008) |
| 15 | Wake Forest (3-1-2008) |
| 14 | at Georgia (1-11-1961) |
| 14 | Georgia (2-23-1963) |
| 14 | vs. St. Bonaventure (12-28-1974) |
| 14 | at Notre Dame (2-24-1990) |
| 14 | vs. Georgia, 3rd ot (12-18-1990) |
| 14 | vs. Vanderbilt (12-18-1993) |
| 14 | Virginia (2-25-1999) |

*Tech scored 19 in exhibition game vs. Marathon Oil (11-17-84)

Rebounds

| | |
|----|-----------------------------------|
| 77 | Baylor (12-4-1958) |
| 73 | South Carolina (12-20-2958) |
| 72 | Georgetown (12-21-1963) |
| 70 | vs. Loyola Marymount (12-22-1990) |
| 68 | Hawaii (1-25-1969) |
| 68 | Oklahoma City (2-14-1959) |
| 67 | Georgia (12-11-1958) |
| 67 | Wyoming (12-22-1958) |
| 67 | Howard (1-3-1957) |

| | |
|----|--------------------------------------|
| 67 | Georgia State (1-10-1989) |
| 66 | Furman (1-2-1958) |
| 66 | Georgia Teachers College (12-1-1958) |

Field Goals Made

| | |
|----|-----------------------------------|
| 52 | USC-Aiken (11-25-1985) |
| 52 | Furman (2-8-1966) |
| 51 | Tennessee Tech (12-14-1978) |
| 51 | vs. Loyola Marymount (12-22-1990) |
| 48 | Wofford (11-29-1982) |
| 48 | Baptist (11-27-1978) |
| 47 | Cornell (11-13-2015) |
| 45 | Augusta (12-12-1987) |
| 44 | Georgia State (2-17-1970) |
| 44 | Florida State (2-25-1967) |
| 44 | Tulane (2-17-1966) |
| 44 | Alcorn State (11-20-1988) |
| 44 | Georgia State (11-24-1989) |
| 44 | Georgia State (12-12-1992) |
| 44 | Florida A&M (11-26-1994) |

Field Goal Attempts

| | |
|-----|-----------------------------------|
| 120 | Tampa (1-2-1953) |
| 104 | at Mississippi (2-7-1953) |
| 104 | at Furman (1-13-1955) |
| 100 | at South Carolina (2-19-1955) |
| 98 | Southern Mississippi (1-31-1974) |
| 97 | South Carolina (12-20-1958) |
| 97 | vs. Loyola Marymount (12-22-1990) |
| 95 | South Carolina (12-20-1956) |
| 95 | William & Mary (12-21-1964) |
| 93 | Auburn (12-13-1973) |

Highest Field Goal Pct.

| | | |
|------|---------|-------------------------------|
| .729 | (35-48) | Presbyterian (11-30-1981) |
| .720 | (36-50) | vs. Texas (12-27-2985) |
| .719 | (41-57) | Monmouth (1-17-1985) |
| .712 | (37-52) | Kentucky State (1-30-2010) |
| .708 | (34-48) | at Maryland (2-22-1986) |
| .702 | (33-47) | Duke (2-20-1982) |
| .681 | (32-47) | at East Carolina (2-17-1979) |
| .679 | (36-53) | NC State (1-27-1993) |
| .667 | (52-78) | USC-Aiken (11-25-1985) |
| .667 | (40-60) | Old Dominion (12-17-1985) |
| .661 | (37-56) | Md.-Eastern Shore (1-3-1986) |
| .660 | (31-47) | Louisville (2-14-1978) |
| .654 | (34-52) | West Chester St. (12-16-1981) |
| .653 | (32-49) | vs. Alabama (12-21-979) |
| .652 | (45-69) | Augusta (12-12-1987) |
| .652 | (30-46) | Francis Marion (2-10-1982) |

Lowest Field Goal Pct.

| | | |
|------|---------|--------------------------------|
| 200 | (13-65) | vs. Arkansas (12-30-1961) |
| 220 | (18-82) | at Florida (2-27-1956) |
| 237 | (14-59) | Auburn (2-3-1959) |
| 239 | (17-71) | Auburn (12-7-1964) |
| 241 | (13-54) | Auburn (1-23-1962) |
| 242 | (15-62) | vs. Kentucky (12-19-1998) |
| 245* | (12-49) | at Virginia (1-22-2015) |
| 250 | (13-52) | Auburn (2-7-1961) |
| 254 | (18-71) | at Florida State (2-28-2001) |
| 260 | (19-73) | Kentucky (1-28-1957) |
| 260 | (20-77) | vs. Georgia (12-29-1960) |
| 263 | (20-76) | Oklahoma City (2-14-1959) |
| 264 | (19-72) | Duke (11-30-1956) |
| 272 | (22-81) | Ga. Teachers Coll. (12-1-1958) |
| 274 | (20-73) | North Carolina (1-29-2000) |
| 292 | (14-48) | Virginia (1-19-2012) |
| 295 | (13-44) | Miami (1-18-2014) |

*Last Tech team to shoot under .30 percent

3-Point Field Goals

| | |
|----|--------------------------------|
| 17 | at Clemson (1-24-2001) |
| 16 | at North Carolina (2-10-1996) |
| 16 | vs. Boston College (3-17-1996) |
| 15 | The Citadel (11-20-1998) |
| 15 | at Virginia (2-23-2002) |
| 15 | Seton Hall (3-11-1998) |
| 15 | ay North Carolina (2-12-1994) |
| 14 | Last time: Cornell (1-8-2003) |

3-Point FG Attempts

| | |
|----|------------------------------------|
| 37 | at North Carolina (2-10-1996) |
| 35 | North Carolina, 2 ot (2-8-1998) |
| 34 | at Florida State, 2 ot (2-11-1999) |
| 34 | The Citadel (11-20-1998) |
| 34 | Grambling State (11-4-1999) |
| 34 | at Georgia (12-8-1999) |
| 34 | Morehead State (12-18-1999) |
| 34 | vs. Kentucky (1-5-2000) |
| 33 | Maryland (2-19-1997) |
| 33 | Maryland (1-4-1994) |
| 33 | vs. North Carolina (3-10-2001) |

Highest 3-Pt. FG Pct.

| Minimum 8 attempts | |
|--------------------|-------------------------------|
| .778 (7-9) | vs. Texas (11-27-1991) |
| .778 (7-9) | at Louisville (1-6-1988) |
| .778 (7-9) | Maryland (2-17-1988) |
| .750 (9-12) | at Maryland (2-8-1988) |
| .750 (6-8) | Duke (1-10-1993) |
| .727 (8-11) | Alcorn State (1-18-1989) |
| .727 (8-11) | at Duke (2-4-2015) |
| .688 (11-16) | Coastal Carolina (12-19-1989) |
| .667 (6-9) | Vanderbilt (1-3-2006) |
| .667 (8-12) | vs. Maryland (3-12-2010) |
| .636 (7-11) | at Duke (1-28-1990) |
| .625 (10-16) | at Louisville (2-10-1990) |
| .625 (10-16) | at NC State (1-15-2017) |
| .619 (13-21) | UNC Greensboro (12-28-1999) |
| .611 (11-18) | at Florida State (2-9-2006) |

Fewest 3-Pt. Field Goals

| | |
|------------------------|---------------------------------|
| (made-attempts) | |
| 0-0 | vs. Boston College (12-19-1986) |
| 0-0 | vs. SMU (12-20-1986) |
| 0-0 | vs. Rutgers (12-27-1986) |
| 0-0 | at Old Dominion (1-12-1987) |
| 0-1 | at North Carolina (1-24-1987) |
| 0-1 | Maryland (2-1-1987) |
| 0-2 | vs. Air Force (12-11-2004) |
| 0-3 | Pennsylvania (12-1-1986) |
| 0-3 | Duke (1-29-1987) |
| 0-3 | vs. Virginia (3-6-1987) |
| 0-4 | North Carolina A&T (1-14-1987) |
| 0-5 | Duke (2-23-2005) |
| 0-12 | at Virginia (1-22-2015) |

Free Throws

| | |
|----|--------------------------------|
| 46 | Furman (12-22-1971) |
| 40 | vs. North Carolina (2-14-1970) |
| 40 | vs. Canisius (12-31-1955) |
| 37 | at Auburn (12-19-1970) |
| 37 | at Florida State (1-31-1966) |
| 37 | Notre Dame (2-25-1989) |
| 36 | Rice (1-2-1971) |
| 36 | Florida (2-28-1955) |
| 36 | vs. Iowa State (3-18-1988) |
| 35 | at Alabama (12-30-1958) |
| 35 | vs. Memphis (11-21-2006) |

Free Throw Attempts

| | |
|----|----------------------------------|
| 56 | Furman (12-22-1971) |
| 53 | Charleston Southern (11-16-1998) |
| 51 | vs. Canisius (12-31-1955) |
| 51 | Vanderbilt (1-26-1953) |
| 50 | Georgia (2-2-1972) |
| 50 | at Kentucky (1-5-1957) |
| 50 | vs. Memphis (11-21-2006) |
| 49 | Arkansas-Pine Bluff (11-23-2002) |
| 48 | vs. Florida (12-29-1952) |
| 47 | at Auburn (12-19-1970) |
| 47 | vs. North Carolina (2-14-1970) |
| 47 | Wyoming (12-22-1958) |
| 47 | at Furman (1-13-1955) |
| 46 | at Florida State (1-31-1966) |
| 46 | at Alabama (12-30-1958) |
| 46 | LSU (2-13-1956) |
| 46 | vs. Georgia, 3 ot (12-19-1990) |

Highest Free Throw Pct.

| Minimum 15 attempts | | |
|---------------------|---------|------------------------------|
| 1.000 | (18-18) | at Maryland (2-2-1985) |
| 1.000 | (15-15) | Baptist (11-27-1978) |
| .964 | (27-28) | Maryland (1-3-1996) |
| .960 | (24-25) | vs. Oklahoma St. (3-19-2010) |
| .958 | (23-24) | Florida State (2-15-1965) |
| .957 | (22-23) | at Duke (2-26-1983) |
| .957 | (22-23) | Maryland (2-4-1989) |
| .955 | (21-22) | at Florida State (2-24-1968) |
| .952 | (20-21) | Coppin State (12-27-2017) |
| .944 | (17-18) | vs. Connecticut (2-11-2007) |
| .941 | (16-17) | Richmond (12-22-1988) |
| .941 | (16-17) | at Wake Forest (3-2-2005) |
| .933 | (14-15) | NC State (12-19-1962) |
| .933 | (14-15) | Duke (1-30-1984) |
| .933 | (14-15) | Clemson (2-23-2016) |
| .931 | (27-29) | at Auburn (2-15-1972) |
| .923 | (24-26) | VCU (12-15-2015) |
| .920 | (23-25) | Rice (12-5-1964) |
| .920 | (23-25) | at Georgia (11-11-1961) |

ACC GAME TEAM HIGHS/LOWS

Most Points Scored

| | |
|-----|-----------------------------------|
| 112 | vs. Wake Forest (3-8-2007) |
| 111 | at Clemson (1-24-2001) |
| 111 | at Florida State, 2ot (2-11-1999) |
| 105 | Virginia (2-14-1998) |
| 104 | Maryland (2-17-1988) |
| 102 | North Carolina (2-1-1990) |
| 102 | Wake Forest, ot (1-27-2005) |
| 101 | Clemson (3-8-1992) |
| 101 | Wake Forest (1-6-1991) |
| 100 | Maryland (2-4-1995) |
| 100 | North Carolina, 2ot (2-8-1998) |

Most Points Allowed

| | |
|-----|-----------------------------------|
| 114 | vs. Wake Forest, 2ot (3-8-2007) |
| 110 | at Duke (1-4-2017) |
| 108 | at Clemson (1-24-2001) |
| 108 | at Florida State, 2ot (2-11-1999) |
| 107 | North Carolina, 2ot (2-8-1998) |
| 106 | at Duke (2-26-1983) |
| 104 | at Duke (1-10-2002) |
| 104 | at North Carolina (2-28-2009) |
| 103 | at North Carolina (1-11-2004) |
| 101 | Wake Forest, ot (1-27-2005) |
| 100 | at North Carolina (1-24-1981) |

Fewest Points Scored

| | |
|----|-------------------------------|
| 28 | at Virginia (1-22-2015) |
| 36 | vs. Miami (3-8-2012) |
| 37 | at Virginia (12-1-1979) |
| 37 | Clemson (2-21-2012) |
| 38 | at Wake Forest (2-6-1982) |
| 38 | Virginia (1-19-2012) |
| 39 | vs. North Carolina (3-4-1982) |
| 40 | at NC State (1-26-1982) |
| 41 | at Clemson (2-4-2014) |
| 42 | at Duke (1-7-1980) |
| 42 | at Virginia (2-16-1981) |
| 43 | Miami (1-18-2014) |
| 43 | vs. Virginia Tech (3-10-2011) |
| 45 | at Maryland (12-23-1981) |
| 45 | Virginia (2-8-2014) |
| 45 | Syracuse (1-7-2015) |
| 46 | vs. NC State (3-6-1997) |
| 46 | at Duke (2-3-1982) |
| 46 | Wake Forest (1-27-2000) |
| 47 | vs. Virginia (3-5-1981) |
| 48 | Virginia (1-18-2018) |
| 49 | at Virginia (1-21-2017) |

Fewest Points Allowed

| | |
|----|----------------------------|
| 43 | at Maryland (12-23-1981) |
| 43 | Maryland (2-19-1985) |
| 45 | at Clemson (2-4-2014) |
| 46 | Virginia (1-21-1985) |
| 46 | Florida State (1-30-2002) |
| 46 | Syracuse (1-7-2015) |
| 47 | at Duke (2-3-1982) |
| 47 | NC State (1-15-1984) |
| 47 | Virginia (2-9-2000) |
| 47 | Boston College (2-4-2012) |
| 49 | at Wake Forest (2-16-1980) |
| 49 | at NC State (1-26-1982) |
| 49 | at Wake Forest (2-19-1986) |
| 49 | at Virginia (2-22-1992) |

Largest Margin of Victory

| | |
|----|---------------------------|
| 35 | Wake Forest (1-19-2011) |
| 31 | Florida State (1-30-2002) |
| 30 | Clemson (2-1-1995) |
| 27 | North Carolina (2-1-1990) |
| 27 | Virginia (1-19-1991) |
| 26 | at Wake Forest (3-3-2011) |
| 24 | at Clemson (2-6-2002) |
| 24 | NC State (1-11-2003) |
| 23 | Virginia (1-8-2005) |
| 22 | Maryland (2-17-1988) |
| 22 | Florida State (1-25-2017) |
| 21 | Florida State (1-27-1996) |
| 21 | Clemson (1-24-1991) |
| 21 | Virginia (2-9-2000) |
| 21 | Clemson (2-25-2001) |

Largest Margin of Defeat

| | |
|----|-------------------------------|
| 53 | at Duke (1-4-2017) |
| 44 | at Duke (2-21-2001) |
| 41 | at Duke (1-9-1991) |
| 41 | at Virginia (2-16-1981) |
| 41 | at Duke (1-6-1999) |
| 40 | at North Carolina (1-24-1981) |
| 37 | Virginia (1-17-1981) |
| 37 | at North Carolina (1-24-1987) |
| 32 | at Virginia (2-19-1984) |
| 32 | Duke (2-9-2002) |
| 32 | Virginia (1-19-2012) |
| 31 | Maryland (2-21-1999) |

Fewest Points - Both Teams

| | |
|----|-------------------------------|
| 85 | at Virginia (1-22-2015) |
| 86 | at Clemson (2-4-2014) |
| 88 | at Maryland (12-23-1981) |
| 89 | at NC State (1-26-1982) |
| 90 | Miami (3-8-2012) |
| 91 | at Wake Forest (2-6-1982) |
| 91 | Maryland (2-19-1985) |
| 91 | Syracuse (1-7-2015) |
| 92 | at Virginia (12-1-1979) |
| 93 | at Duke (2-3-1982) |
| 93 | Clemson (2-21-2012) |
| 94 | vs. North Carolina (3-4-1982) |
| 95 | Virginia (1-21-1985) |
| 97 | at Wake Forest (2-16-1980) |
| 97 | at Duke (1-7-1980) |

Most Points - Half

| | |
|----|--------------------------------|
| 62 | Maryland (2-4-1995, 2nd) |
| 59 | at Clemson (1-24-2001, 1st) |
| 58 | Virginia (2-14-1998, 1st) |
| 58 | Clemson (3-8-1992, 2nd) |
| 57 | North Carolina (2-1-1990, 2nd) |
| 57 | Maryland (2-17-1988, 2nd) |
| 56 | Maryland (1-3-1996, 2nd) |

Most Points Allowed - Half

| | |
|----|-----------------------------------|
| 61 | at Wake Forest (3-2-2005, 2nd) |
| 61 | at North Carolina (3-4-2006, 2nd) |
| 61 | at Duke (1-4-2017, 1st) |
| 58 | at Duke (1-10-2002, 1st) |
| 58 | at Duke (1-9-1991, 2nd) |
| 57 | at Duke (2-26-1983, 2nd) |
| 56 | North Carolina (3-2-1988, 2nd) |
| 56 | at NC State (2-20-1988, 2nd) |
| 55 | at Clemson (1-24-2001, 2nd) |

Fewest Points - Half

| | |
|----|---------------------------------|
| 12 | at Virginia (1-22-2015, 2nd) |
| 14 | vs. Virginia (3-5-1981, 1st) |
| 15 | Clemson (2-14-2013, 1st) |
| 15 | North Carolina (2-11-1980, 1st) |
| 15 | Virginia (2-8-2014, 2nd) |
| 15 | Boston College (2-11-2017, 1st) |
| 16 | at Virginia (1-22-2015, 1st) |
| 16 | at Clemson (2-28-2015, 1st) |
| 16 | at Louisville (2-8-2018, 1st) |
| 17 | at Virginia (12-1-1979, 1st) |
| 17 | at Virginia (2-16-1981, 1st) |
| 17 | Maryland (2-19-1985, 1st) |
| 17 | Virginia (1-19-2012, 1st) |
| 17 | at Wake Forest (2-15-2012, 1st) |
| 17 | Miami (1-18-2014, 1st) |
| 18 | vs. Maryland (2-28-1980, 2nd) |
| 18 | NC State (2-2-1999, 1st) |
| 18 | at Wake Forest (2-16-1999, 1st) |
| 18 | at Clemson (2-2-2000, 1st) |
| 18 | Clemson (2-21-2012, 1st) |
| 18 | Syracuse (1-7-2015, 2nd) |
| 18 | Louisville (1-7-2017, 1st) |

Fewest Points Allowed - Half

| | |
|----|------------------------------------|
| 15 | Florida State (1-25-2017, 1st) |
| 16 | at North Carolina (1-14-1980, 2nd) |
| 17 | at Maryland (2-28-1980, 2nd) |
| 17 | Virginia (1-19-1991, 1st) |
| 17 | Virginia (12-4-2005, 1st) |
| 17 | Louisville (2-23-2015, 1st) |
| 17 | Maryland (2-1-1991, 1st) |
| 18 | at Virginia Tech (2-9-2013, 1st) |
| 18 | vs. Rhode Island (11-30-2014, 1st) |
| 18 | at Northwestern (12-3-2014, 1st) |
| 18 | Syracuse (1-7-2015, 2nd) |
| 19 | vs. Maryland (3-11-1983, 1st) |
| 19 | Virginia (1-21-1985, 2nd) |
| 19 | Maryland (2-19-1985, 1st) |
| 19 | vs. Virginia (3-8-1985, 1st) |
| 19 | vs. NC State (3-6-1997, 1st) |
| 19 | Florida State (1-30-2002, 2nd) |
| 19 | at Clemson (2-28-2004, 1st) |
| 19 | vs. NC State (3-13-2010, 1st) |
| 19 | Boston College (2-4-2012, 1st) |
| 19 | vs. Miami (3-8-2012, 1st) |

Field Goals

| | |
|----|------------------------------------|
| 40 | North Carolina, 2ot (2-8-1998) |
| 40 | NC State, ot (2-29-1992) |
| 38 | at North Carolina (1-27-1991) |
| 38 | Duke (2-28-1988) |
| 37 | North Carolina (2-1-1990) |
| 37 | Virginia (2-14-1998) |
| 36 | Last: at Florida State (2-11-1999) |

Field Goal Attempts

| | |
|----|-----------------------------------|
| 89 | North Carolina, 2ot (2-8-1998) |
| 83 | at Clemson (3-4-2006, 2nd) |
| 82 | at North Carolina (1-8-1998) |
| 81 | Maryland (1-4-1994) |
| 78 | Duke (1-11-1990) |
| 77 | at Florida State, 2ot (2-11-1999) |
| 77 | at North Carolina (2-3-2001) |
| 76 | at North Carolina (1-11-1995) |

3-Point Field Goals

| | |
|----|-----------------------------------|
| 17 | at Clemson (1-24-2001) |
| 16 | at North Carolina (2-10-1996) |
| 15 | at North Carolina (2-12-1994) |
| 15 | at Virginia (2-23-2002) |
| 14 | Virginia (2-14-1998) |
| 14 | at Florida State, 2ot (2-11-1999) |
| 14 | Clemson (3-4-2000) |
| 14 | vs. Boston College (3-14-2013) |
| 13 | North Carolina (2-10-2004) |
| 13 | vs. Virginia (3-13-2008) |

3-Point FG Attempts

| | |
|----|-----------------------------------|
| 37 | at North Carolina (2-10-1996) |
| 35 | North Carolina, 2ot (2-8-1998) |
| 34 | at Florida State, 2ot (2-11-1999) |
| 33 | Maryland (1-4-1994) |
| 33 | Maryland (2-19-1997) |
| 33 | vs. North Carolina (3-10-2001) |
| 32 | at North Carolina (2-28-1990) |
| 32 | North Carolina (1-10-1996) |

Free Throws

| | |
|----|------------------------------|
| 33 | at NC State, 2ot (2-17-1990) |
| 32 | Maryland (2-4-1995) |
| 31 | Wake Forest, ot (1-27-2005) |
| 30 | Virginia, ot (2-25-1999) |
| 30 | Wake Forest, ot (3-1-2008) |

Free Throw Attempts

| | |
|----|------------------------------|
| 44 | Wake Forest, ot (3-1-2008) |
| 41 | Virginia, ot (2-25-1999) |
| 40 | Maryland (1-13-2002) |
| 40 | at NC State, 2ot (2-17-1990) |
| 39 | at Clemson (1-7-2001) |
| 38 | NC State (12-29-1979) |
| 38 | Wake Forest, ot (1-27-2005) |

Rebounds

| | |
|----|---------------------------|
| 56 | Florida State (1-27-1996) |
| 54 | Maryland (2-1-1991) |
| 54 | Virginia (1-8-2005) |
| 53 | Clemson (1-24-1991) |
| 53 | Florida State (1-25-2017) |
| 52 | North Carolina (2-1-1990) |
| 52 | Clemson (3-7-1993) |
| 52 | Clemson (1-19-2010) |
| 51 | at Clemson, ot (2-5-1992) |
| 51 | at Maryland (1-5-1993) |
| 50 | Duke (1-11-1990) |
| 50 | Virginia (1-19-1991) |
| 50 | Maryland (1-21-1998) |
| 50 | Virginia, ot (12-28-2008) |
| 50 | Wake Forest (1-19-2011) |

Assists

| | |
|----|-------------------------|
| 31 | NC State (1-27-1993) |
| 29 | Duke (2-28-1988) |
| 29 | Maryland (2-17-1988) |
| 29 | Wake Forest (2-10-1985) |
| 26 | Maryland (1-4-1994) |

Steals

| | |
|----|-------------------------------|
| 19 | at Wake Forest (3-3-2011) |
| 17 | Clemson (2-3-2007) |
| 17 | at Miami (2-3-2011) |
| 16 | NC State (2-14-2009) |
| 15 | Maryland (1-25-2006) |
| 15 | Miami (3-6-2011) |
| 15 | North Carolina (12-31-2016) |
| 14 | North Carolina (2-27-1985) |
| 14 | North Carolina (1-12-1994) |
| 14 | Florida State (1-27-1996) |
| 14 | Wake Forest (2-22-2004) |
| 14 | at North Carolina (1-12-2005) |
| 14 | at Clemson (2-8-2005) |
| 14 | North Carolina (2-19-2013) |

Blocked Shots

| | |
|----|--------------------------------|
| 15 | Clemson (3-6-2008) |
| 14 | Virginia (1-8-2005) |
| 13 | vs. Virginia (3-13-1992) |
| 13 | North Carolina (2-10-2004) |
| 11 | at Maryland (2-19-2004) |
| 11 | at Duke (3-3-2004) |
| 11 | Florida State (12-20-2009) |
| 10 | at Maryland (2-9-1992) |
| 10 | Clemson (1-24-1991) |
| 10 | at Virginia (1-15-1998) |
| 10 | at Maryland (1-6-2001) |
| 10 | Boston College, ot (1-20-2009) |
| 10 | Wake Forest (1-31-2009) |
| 10 | Boston College (2-27-2010) |
| 10 | North Carolina (2-19-2013) |
| 10 | at NC State (1-15-2017) |
| 10 | at Virginia Tech (1-18-2017) |

Fewest Turnovers

| | |
|---|-----------------------------|
| 4 | at Wake Forest (2-13-1988) |
| 5 | at Virginia (2-24-2013) |
| 5 | at Notre Dame (1-13-2016) |
| 6 | Virginia (1-19-1991) |
| 6 | Wake Forest (2-17-1996) |
| 6 | vs. Wake Forest (3-10-1996) |
| 6 | Virginia (2-14-1998) |
| 6 | Wake Forest (3-3-2012) |
| 6 | at Notre Dame (2-26-2014) |
| 6 | Duke (2-2-2016) |
| 6 | at Virginia (2-21-2018) |

Most Points in a Game - Both Teams

| Pts. | Opponent | Date | W/L | Score |
|------|-------------------------|------------|-----|---------|
| 229 | vs. Loyola Marymount | 12-22-1990 | W | 135-94 |
| 227 | vs. Texas | 11-27-1991 | W | 120-107 |
| 226 | vs. Wake Forest (2 ot) | 3-8-2007 | L | 112-114 |
| 219 | at Florida State (2 ot) | 2-11-1999 | W | 111-108 |
| 219 | at Clemson | 1-24-2001 | W | 111-108 |
| 217 | vs. Georgia (3 ot) | 12-19-1990 | W | 112-105 |
| 212 | vs. NC State | 2-10-1973 | L | 94-118 |
| 211 | at UCLA | 12-27-1969 | L | 90-121 |
| 207 | North Carolina (2 ot) | 2-8-1998 | W | 107-100 |
| 207 | Georgia State | 1-10-1989 | W | 121-86 |
| 206 | at Furman | 1-13-1955 | L | 95-111 |
| 204 | at Furman | 1-31-1953 | L | 93-111 |
| 203 | vs. Pittsburgh | 12-28-1989 | W | 111-92 |
| 203 | Wake Forest (ot) | 1-27-2005 | W | 102-101 |
| 199 | Furman | 12-22-1971 | W | 108-91 |
| 199 | vs. North Carolina | 2-14-1970 | W | 104-95 |
| 199 | TCU | 12-1-1965 | W | 112-87 |
| 197 | Cornell | 11-13-2015 | W | 116-81 |
| 196 | vs. Yale | 12-28-1973 | L | 95-101 |
| 196 | at Clemson | 2-22-1966 | L | 90-106 |
| 196 | Lafayette | 12-10-1994 | W | 112-84 |
| 195 | at NC State | 2-12-1966 | L | 93-102 |
| 195 | Florida A&M | 12-1-1992 | W | 112-83 |

Most 30-Point Games

| | |
|--------------------------------|----|
| Rich Yunkus (high game: 47) | 25 |
| Dennis Scott (high game: 42) | 20 |
| Kenny Anderson (high game: 50) | 15 |
| Tom Hammonds (high game: 40) | 6 |
| Sammy Drummer (high game: 37) | 6 |
| Roger Kaiser (high game: 38) | 5 |

Triple-Doubles

| |
|------------------------------------|
| Bruce Dalrymple |
| vs. UNC Charlotte (2-6-1986) |
| 14 points, 10 rebounds, 10 assists |

| |
|------------------------------------|
| Dennis Scott |
| vs. Alcorn State (11-20-1987) |
| 17 points, 10 rebounds, 10 assists |

| |
|------------------------------------|
| Kenny Anderson |
| vs. Pittsburgh (12-28-1989) |
| 32 points, 12 rebounds, 18 assists |

| |
|------------------------------------|
| Iman Shumpert |
| vs. Virginia Tech (1-25-2011) |
| 22 points, 12 rebounds, 11 assists |

Perfect Games at the Free Throw Line

| |
|--|
| (minimum 10 attempts) |
| 15-15 Roger Kaiser vs. Oklahoma City (2-14-1959) |
| 14-14 Mark Price vs. Duke (3-9-1985) |
| 13-13 Rich Yunkus vs. Furman (1-15-1970) |
| 12-12 Bobby Kimmel at Vanderbilt (1-22-1955) |
| 12-12 Terry Randall vs. Howard (1-3-1957) |
| 12-12 Bob Seemer vs. Florida State (1-24-1970) |
| 12-12 Rich Yunkus at Tulane (2-23-1970) |
| 12-12 Brian Oliver at Wake Forest (1-7-1989) |
| 12-12 Matt Harpring at Maryland (2-21-1998) |
| 12-12 Daniel Miller vs. Maryland (2-2 |

40-MINUTE MEN

Following is a reverse chronological list of Georgia Tech players since the 1985-86 season who have played every minute of a game (40 minutes of regulation, plus every minute of overtime where applicable).

45 = OT; 50 = 2OT; 55 = 3 OT

***last time two players played every minute;

****last time three players played every minute

#only time a player has played every minute of a triple-overtime game

| Date | Player | Opponent/Site |
|---------------|---------------------|--|
| 3/6/2018 | Ben Lammers | vs. Boston College (Brooklyn, N.Y.) |
| 3/3/2018 | Josh Okogie | Wake Forest |
| 3/1/2018 | Josh Okogie | NC State |
| 2/24/2018 | Tadric Jackson | at Clemson |
| 2/21/2018 | Josh Okogie | at Virginia |
| 2/11/2018 | Josh Okogie | Duke |
| 2/8/2018 | Jose Alvarado | at Louisville |
| 2/4/2018 | Jose Alvarado (45) | at Boston College |
| 1/31/2018** | Jose Alvarado | Syracuse |
| 1/31/2018** | Ben Lammers | Syracuse |
| 1/28/2018 | Jose Alvarado | Clemson |
| 1/18/2018 | Jose Alvarado | Virginia |
| 1/10/2018 | Jose Alvarado | Notre Dame |
| 12/30/2017*** | Jose Alvarado | at Notre Dame |
| 12/30/2017*** | Ben Lammers | at Notre Dame |
| 12/30/2017*** | Josh Okogie | at Notre Dame |
| 12/6/2017 | Jose Alvarado | at Wofford |
| 12/3/2017 | Ben Lammers | Tennessee |
| 3/21/2017 | Ben Lammers | at Mississippi |
| 3/7/2017 | Josh Heath | Pittsburgh |
| 3/7/2017 | Ben Lammers | Pittsburgh |
| 2/21/2017 | Quinton Stephens | NC State |
| 2/19/2017 | Quinton Stephens | Syracuse |
| 2/19/2017 | Ben Lammers | Syracuse |
| 2/15/2017 | Ben Lammers | at Miami |
| 1/28/2017 | Ben Lammers | Notre Dame |
| 1/18/2017 | Quinton Stephens | at Virginia Tech |
| 1/15/2017 | Quinton Stephens | at NC State |
| 2/20/2016 | Marcus Georges-Hunt | Notre Dame |
| 1/2/1999 | Jason Floyd | at NC State |
| 12/5/1998 | Ashley Kelly (45) | Appalachian State |
| 11/28/1998 | Jon Babul | vs. West Virginia (Hilo, Hawaii) |
| 11/27/1998 | Alvin Jones (45) | vs. New Orleans (Hilo, Hawaii) |
| 1/25/1998 | Matt Harpring | at NC State |
| 2/9/1997 | Gary Saunders | at Florida State |
| 1/25/1997 | Matt Harpring | NC State |
| 1/22/1997 | Matt Harpring | at Virginia |
| 1/5/1997 | Matt Harpring | Duke |
| 12/26/1996 | Eddie Elisma | vs. Hofstra (New York, N.Y.) |
| 12/26/1996 | Gary Saunders | vs. Hofstra (New York, N.Y.) |
| 12/12/1996 | Matt Harpring | at Maryland |
| 12/3/1996 | Matt Harpring | Georgia |
| 3/10/1996 | Stephon Marbury | vs. Wake Forest (Greensboro, N.C.) |
| 3/9/1996 | Drew Barry | vs. Maryland (Greensboro, N.C.) |
| 2/21/1996 | Matt Harpring | at Virginia |
| 2/21/1996 | Stephon Marbury | at Virginia |
| 2/17/1996 | Drew Barry | Wake Forest |
| 2/3/1996 | Stephon Marbury | at Maryland |
| 11/27/1995 | Matt Harpring | Campbell (The Omni) |
| 3/10/1995 | Travis Best | vs. Virginia (Greensboro, N.C.) |
| 3/4/1995 | Travis Best | at Clemson |
| 3/2/1995 | Travis Best | Florida State |
| 2/25/1995 | Travis Best | at NC State |
| 2/25/1995 | Matt Harpring | at NC State |
| 2/15/1995 | Travis Best | North Carolina A&T |
| 2/12/1995 | Matt Harpring | North Carolina |
| 2/4/1995 | Matt Harpring | Maryland |
| 1/11/1995 | Travis Best | at North Carolina |
| 1/7/1995 | Travis Best | Duke |
| 12/7/1994 | James Forrest | vs. Louisville (Georgia Dome) |
| 3/5/1994 | Travis Best | Clemson |
| 3/2/1994 | Travis Best | Florida State |
| 3/2/1994 | Fred Vinson | Florida State |
| 2/12/1994 | Travis Best | at North Carolina |
| 1/29/1994 | Travis Best | Florida State |
| 1/19/1994 | Travis Best | at Wake Forest |
| 1/4/1994 | James Forrest | Maryland |
| 12/29/1993 | Travis Best | vs. St. John's (Madison Square Garden) |
| 12/15/1993 | Travis Best | vs. Georgia (The Omni) |
| 3/4/1993 | Travis Best | Florida State |
| 2/28/1993 | Travis Best | at NC State |
| 2/23/1993 | Travis Best | Virginia |
| 2/20/1993 | James Forrest | at Wake Forest |
| 2/20/1993 | Travis Best | at Wake Forest |
| 2/17/1993 | Travis Best | at Richmond |
| 2/10/1993 | Travis Best | at Duke |
| 2/4/1993 | Travis Best | Clemson |
| 1/23/1993 | Travis Best | at Virginia |
| 1/21/1993 | James Forrest | Wake Forest |
| 1/21/1993 | Travis Best | Wake Forest |
| 1/16/1993 | James Forrest | College of Charleston |

| | | |
|-------------|---------------------|---|
| 1/16/1993 | Travis Best | College of Charleston |
| 1/9/1993 | James Forrest | Duke |
| 12/19/1992 | Malcolm Mackey | vs. Louisville (Georgia Dome) |
| 12/19/1992 | James Forrest | vs. Louisville (Georgia Dome) |
| 3/27/1992 | Malcolm Mackey (45) | vs. Memphis State (Kansas City, Mo.) |
| 3/21/1992 | Malcolm Mackey | vs. Southern California (Milwaukee, Wis.) |
| 3/14/1992 | Malcolm Mackey | vs. Duke (Charlotte, N.C.) |
| 2/2/1992 | Jon Barry | North Carolina |
| 1/28/1992 | Jon Barry | College Of Charleston |
| 3/17/1991 | Malcolm Mackey | vs. Ohio State (Dayton, Ohio) |
| 3/8/1991 | Jon Barry | vs. NC State (Charlotte, N.C.) |
| 3/8/1991 | Kenny Anderson | vs. NC State (Charlotte, N.C.) |
| 3/2/1991 | Kenny Anderson | at Clemson |
| 2/28/1991 | Kenny Anderson | North Carolina |
| 2/19/1991 | Bryan Hill | at Virginia |
| 2/19/1991 | Kenny Anderson | at Virginia |
| 2/17/1991 | Kenny Anderson | at Arizona |
| 2/13/1991 | Malcolm Mackey | at Maryland |
| 2/13/1991 | Kenny Anderson | at Maryland |
| 2/9/1991 | Jon Barry | at Wake Forest |
| 2/9/1991 | Kenny Anderson | at Wake Forest |
| 2/3/1991 | Kenny Anderson | NC State |
| 1/30/1991 | Malcolm Mackey | Duke |
| 1/30/1991 | Kenny Anderson | Duke |
| 1/30/1991 | Jon Barry | Duke |
| 1/27/1991 | Jon Barry | at North Carolina |
| 1/27/1991 | Kenny Anderson | at North Carolina |
| 1/13/1991 | Malcolm Mackey | at NC State |
| 1/13/1991 | Kenny Anderson | at NC State |
| 12/19/1990# | Kenny Anderson (55) | vs. Georgia (The Omni) |
| 12/15/1990 | Kenny Anderson | at Temple |
| 12/5/1990 | Jon Barry (45) | vs. St. John's (Landover, Md.) |
| 12/5/1990 | Kenny Anderson (45) | vs. St. John's (Landover, Md.) |
| 12/1/1990 | Kenny Anderson | at Richmond |
| 12/1/1990 | Jon Barry | at Richmond |
| 12/1/1990 | Malcolm Mackey | at Richmond |
| 3/25/1990 | Dennis Scott | vs. Minnesota (New Orleans, La.) |
| 3/23/1990 | Dennis Scott (45) | vs. Michigan State (New Orleans, La.) |
| 3/23/1990 | Kenny Anderson (45) | vs. Michigan State (New Orleans, La.) |
| 3/17/1990 | Dennis Scott | vs. LSU (Knoxville, Tenn.) |
| 3/17/1990 | Kenny Anderson | vs. LSU (Knoxville, Tenn.) |
| 3/11/1990 | Dennis Scott | vs. Virginia (Charlotte, N.C.) |
| 3/11/1990 | Kenny Anderson | vs. Virginia (Charlotte, N.C.) |
| 3/10/1990 | Kenny Anderson | vs. Duke (Charlotte, N.C.) |
| 3/10/1990 | Brian Oliver | vs. Duke (Charlotte, N.C.) |
| 3/9/1990 | Dennis Scott | vs. NC State (Charlotte, N.C.) |
| 3/9/1990 | Brian Oliver | vs. NC State (Charlotte, N.C.) |
| 3/3/1990 | Dennis Scott | Clemson |
| 2/28/1990 | Dennis Scott | at North Carolina |
| 2/28/1990 | Kenny Anderson | at North Carolina |
| 2/24/1990 | Dennis Scott (45) | at Notre Dame |
| 2/24/1990 | Kenny Anderson (45) | at Notre Dame |
| 2/24/1990 | Brian Oliver (45) | at Notre Dame |
| 2/22/1990 | Dennis Scott | Virginia |
| 2/17/1990 | Dennis Scott (50) | at NC State |
| 2/17/1990 | Kenny Anderson (50) | at NC State |
| 2/15/1990 | Dennis Scott | vs. Fordham (Madison Square Garden) |
| 2/10/1990 | Brian Oliver | at Louisville |
| 2/10/1990 | Dennis Scott | at Louisville |
| 2/7/1990 | Kenny Anderson | Wake Forest |
| 1/28/1990 | Kenny Anderson | at Duke |
| 1/28/1990 | Brian Oliver | at Duke |
| 1/25/1990 | Dennis Scott | at Clemson |
| 1/25/1990 | Kenny Anderson | at Clemson |
| 1/21/1990 | Dennis Scott (45) | at Virginia |
| 1/16/1990 | Dennis Scott | Temple |
| 1/11/1990 | Dennis Scott | Duke |
| 1/11/1990 | Kenny Anderson | Duke |
| 12/16/1989 | Dennis Scott | vs. Georgia (The Omni) |
| 12/16/1989 | Kenny Anderson | vs. Georgia (The Omni) |
| 12/4/1989 | Dennis Scott | vs. Pittsburgh (Hartford, Conn.) |
| 11/28/1989 | Dennis Scott | Richmond |
| 3/17/1989 | Tom Hammonds | vs. Texas (Dallas, Texas) |
| 3/10/1989 | Tom Hammonds | vs. North Carolina (The Omni) |
| 3/4/1989 | Tom Hammonds (45) | at Clemson |
| 3/1/1989 | Tom Hammonds | North Carolina |
| 2/25/1989 | Tom Hammonds | Notre Dame |
| 2/22/1989 | Dennis Scott | Virginia |
| 2/18/1989 | Brian Oliver | NC State |
| 2/14/1989 | Tom Hammonds | at Maryland |
| 2/14/1989 | Dennis Scott | at Maryland |
| 2/14/1989 | Brian Oliver | at Maryland |
| 2/11/1989 | Tom Hammonds | Wake Forest |
| 2/11/1989 | Dennis Scott | Wake Forest |
| 2/8/1989 | Tom Hammonds | vs. Iowa (Madison Square Garden) |
| 2/8/1989 | Dennis Scott | vs. Iowa (Madison Square Garden) |
| 2/6/1989 | Tom Hammonds | at Virginia |
| 2/6/1989 | Dennis Scott | at Virginia |
| 2/2/1989 | Brian Oliver | Duke |
| 1/28/1989 | Dennis Scott | at North Carolina |
| 1/22/1989 | Dennis Scott (50) | at Illinois |
| 1/15/1989 | Tom Hammonds | Louisville |

Top-Bench Scorers Since 2000

| Date | Player (pts) | Opponent/Site |
|------------|-----------------------|-------------------------------|
| 2/20/2017 | Tadric Jackson (20) | at Notre Dame |
| 2/19/2017 | Tadric Jackson (20) | Syracuse |
| 2/11/2017 | Tadric Jackson (29) | Boston College |
| 1/28/2017 | Tadric Jackson (25) | Notre Dame |
| 12/7/2016 | Tadric Jackson (24) | at VCU |
| 11/14/2016 | Tadric Jackson (20) | Southern |
| 11/29/2013 | Solomon Poole (24) | Mississippi (Barclays Center) |
| 3/3/2012 | Jason Morris (22) | Wake Forest (Philips Arena) |
| 1/11/2012 | Glen Rice, Jr. (22) | at NC State |
| 1/7/2012 | Glen Rice, Jr. (28) | Duke (Philips Arena) |
| 11/29/2011 | Jason Morris (21) | Northwestern (Philips Arena) |
| 11/23/2011 | Glen Rice, Jr. (23) | Siena (Arena at Gwinnett) |
| 1/25/2011 | Brian Oliver (28) | Virginia Tech |
| 2/6/2010 | Zachery Peacock (22) | NC State |
| 1/24/2010 | Brian Oliver (20) | at Florida State |
| 11/22/2009 | Zachery Peacock (22) | Boston U. (Puerto Rico) |
| 3/3/2008 | Zachery Peacock (23) | Virginia |
| 2/17/2008 | Matt Causey (20) | Miami |
| 1/19/2008 | Matt Causey (30) | Virginia Tech |
| 1/3/2007 | Anthony Morrow (21) | Winston-Salem State |
| 2/12/2006 | Zam Fredrick (22) | NC State |
| 12/28/2004 | Anthony Morrow (20) | Lafayette |
| 12/18/2004 | Will Bynum (28) | Gonzaga (Las Vegas, Nev.) |
| 1/20/2004 | Will Bynum (25) | at Wake Forest |
| 11/26/2003 | Isma'il Muhammad (22) | Connecticut (New York, N.Y.) |
| 2/27/2002 | B.J. Elder (25) | Wake Forest |
| 11/27/2002 | B.J. Elder (24) | Georgia |
| 1/13/2001 | Halston Lane (21) | Wake Forest |
| 12/9/2000 | Halston Lane (23) | Kentucky (Philips Arena) |

(Games of 20-plus points)

| | | |
|------------|--------------------|--|
| 1/15/1989 | Dennis Scott | Louisville |
| 1/15/1989 | Brian Oliver | Louisville |
| 1/7/1989 | Dennis Scott | at Wake Forest (Greensboro, N.C.) |
| 12/30/1988 | Tom Hammonds | vs. Purdue (Honolulu, Hawaii) |
| 12/30/1988 | Dennis Scott | vs. Purdue (Honolulu, Hawaii) |
| 12/30/1988 | Brian Oliver | vs. Purdue (Honolulu, Hawaii) |
| 12/29/1988 | Tom Hammonds | vs. Illinois (Honolulu, Hawaii) |
| 12/29/1988 | Brian Oliver | vs. Illinois (Honolulu, Hawaii) |
| 12/20/1988 | Tom Hammonds | at Richmond |
| 12/20/1988 | Dennis Scott | at Richmond |
| 12/20/1988 | Brian Oliver | at Richmond |
| 12/17/1988 | Tom Hammonds | vs. Georgia (The Omni) |
| 12/17/1988 | Dennis Scott | vs. Georgia (The Omni) |
| 2/28/1988 | Tom Hammonds | Duke |
| 2/25/1988 | Tom Hammonds | Virginia |
| 2/13/1988 | Tom Hammonds | vs. Wake Forest (Greensboro, N.C.) |
| 2/8/1988 | Tom Hammonds | at Maryland |
| 2/6/1988 | Tom Hammonds | DePaul |
| 2/3/1988 | Duane Ferrell | at Duke |
| 2/3/1988 | Tom Hammonds | at Duke |
| 1/30/1988 | Tom Hammonds | at North Carolina |
| 1/23/1988 | Duane Ferrell | at Virginia |
| 12/5/1987 | Tom Hammonds | vs. Georgia (The Omni) |
| 11/23/1987 | Dennis Scott | at Florida |
| 3/13/1987 | Tom Hammonds | vs. LSU (Rosemont, Ill.) |
| 3/1/1987 | Duane Ferrell | North Carolina (The Omni) |
| 3/1/1987 | Bruce Dalrymple | North Carolina (The Omni) |
| 3/1/1987 | Tom Hammonds | North Carolina (The Omni) |
| 2/25/1987 | Bruce Dalrymple | at Clemson |
| 2/21/1987 | Tom Hammonds | at Duke |
| 2/21/1987 | Brian Oliver | at Duke |
| 1/29/1987 | Tom Hammonds | Duke |
| 1/22/1987 | Tom Hammonds | Virginia (The Omni) |
| 1/22/1987 | Duane Ferrell | Virginia (The Omni) |
| 1/22/1987 | Bruce Dalrymple | Virginia (The Omni) |
| 1/20/1987 | Tom Hammonds | at Georgia Tech |
| 1/10/1987 | Tom Hammonds | at NC State |
| 1/3/1987 | Tom Hammonds (45) | at Wake Forest |
| 1/3/1987 | Craig Neal (45) | at Wake Forest |
| 12/29/1986 | Duane Ferrell | vs. St. John's (Madison Square Garden) |
| 12/29/1986 | Tom Hammonds | vs. St. John's (Madison Square Garden) |
| 12/20/1986 | Tom Hammonds | vs. SMU (Tokyo, Japan) |
| 12/19/1986 | Duane Ferrell (45) | vs. Boston College (Tokyo, Japan) |
| 12/19/1986 | Tom Hammonds (45) | vs. Boston College (Tokyo, Japan) |
| 12/14/1986 | Tom Hammonds | at LSU |
| 12/3/1986 | Tom Hammonds | vs. Georgia (The Omni) |
| 2/9/1986 | John Salley | at Duke |
| 2/6/1986 | Tom Hammonds | UNC Charlotte |
| 2/6/1986 | Mark Price | UNC Charlotte |
| 1/11/1986 | Bruce Dalrymple | Maryland |
| 1/4/1986 | Mark Price | at Virginia |
| 12/2/1985 | Bruce Dalrymple | at St. Louis |
| 12/2/1985 | Mark Price | at St. Louis |

SINGLE-GAME OPPONENT HIGHS

100-Point Games

| | |
|-----|---------------------------------|
| 121 | at UCLA (12-27-69) |
| 118 | vs North Carolina (2-12-72) |
| 118 | vs NC State (2-10-73) |
| 114 | at Furman (2-11-64) |
| 114 | vs Wake Forest (3-8-07) |
| 111 | at Furman (1-31-53) |
| 111 | at Furman (1-13-55) |
| 111 | vs North Carolina (2-8-75) |
| 110 | at Duke (1-4-77) |
| 108 | at Florida State, 2ot (2-11-99) |
| 108 | at Florida State (2-19-72) |
| 108 | vs Baylor (12-27-73) |
| 108 | vs North Carolina (2-9-74) |
| 108 | at Clemson (1-24-01) |
| 107 | vs North Carolina (2-9-73) |
| 107 | at Duke (2-22-75) |
| 107 | vs Texas (11-27-91) |
| 107 | North Carolina, 2ot (2-8-98) |
| 106 | at Clemson (2-22-66) |
| 106 | at Duke (2-26-83) |
| 105 | at Kentucky (1-9-54) |
| 105 | at Georgia, 3ot (2-19-90) |
| 105 | Illinois (11-23-61) |
| 104 | at Kentucky (1-7-56) |
| 104 | vs Wisconsin (12-28-63) |
| 104 | at Duke (1-10-02) |
| 104 | at North Carolina (2-28-09) |
| 103 | at Vanderbilt (2-29-64) |
| 103 | at North Carolina (1-11-04) |
| 102 | vs Marquette (12-27-56) |
| 102 | at North Carolina (2-12-66) |
| 102 | vs Bowling Green (12-30-72) |
| 102 | Oklahoma City (2-28-73) |
| 102 | Mercer (1-28-74) |
| 102 | at Illinois (1-22-89) |
| 102 | at Virginia Tech (2-13-11) |
| 101 | Wake Forest (1-27-05) |

*Last opponent to score 100 points

Fewest Points

| | |
|----|--|
| 6 | at Auburn (2-27-1914) |
| 7 | Mercer (1-8-1909) |
| 9 | at Savannah Athletic Club (12-30-1923) |
| 11 | Georgia, ot (3-17-1906) |
| 11 | at Clemson (2-8-1913) |
| 11 | vs Birmingham Southern (2-25-1921) |
| 12 | Auburn (2-20-1914) |
| 12 | Auburn (1-28-1922) |
| 13 | at Clemson (1-15-1924) |
| 13 | Auburn (2-19-1926) |
| 13 | Clemson (1-20-1937) |
| 14 | at Newberry (3-5-1920) |
| 14 | vs Sewanee (2-27-1925) |
| 14 | Southern Bell (1-28-1926) |

Since 1949-50

| | |
|----|-----------------------------------|
| 36 | vs Rice (11-22-2012) |
| 37 | Wofford (1-31-1977) |
| 37 | Alabama State (11-19-2004) |
| 38 | Florida (2-10-1950) |
| 38 | Auburn (2-7-1961) |
| 38 | vs Cincinnati (3-2-1978) |
| 38 | Georgia (2-18-1980) |
| 38 | Presbyterian (11-14-2012) |
| 39 | Chattanooga (12-3-1949) |
| 39 | Charleston Southern (11-11-2010) |
| 39 | Wake Forest (1-19-2011) |
| 40 | vs Boston University (12-28-1965) |
| 40 | at Boston College (1-19-1980) |
| 40 | at Georgia Southern (12-13-1982) |
| 40 | Maryland-Eastern Shore (1-3-1985) |
| 40 | UNC Greensboro (12-31-1996) |
| 40 | at St. Louis (2-16-2002) |
| 40 | Marist (12-23-2003) |

Most Points - Half

| | |
|----|-------------------------------------|
| 67 | vs Illinois (11-23-2001, 1st) |
| 64 | vs North Carolina (2-9-1973, 2nd) |
| 62 | vs NC State (12-10-1973, 1st) |
| 62 | at UCLA (12-27-1963, 1st) |
| 61 | vs North Carolina (2-9-1974, 2nd) |
| 61 | vs Baylor (12-27-1973, 2nd) |
| 61 | vs North Carolina (12-12-1972, 1st) |
| 61 | at Wake Forest (3-2-2005, 2nd) |
| 61 | at Clemson (3-4-2006, 2nd) |
| 61 | at Duke (1-4-2017) |
| 60 | vs Bowling Green (12-30-1972, 2nd) |
| 60 | vs Texas (11-27-1991, 2nd) |

Most Points - OT Period

| | |
|----|--------------------------------|
| 24 | at Clemson (2-5-1992) |
| 21 | at Illinois (1-22-1989) |
| 17 | North Carolina (2-8-1998, 2nd) |
| 17 | vs Wake Forest (3-8-2007, 1st) |
| 16 | at Wake Forest (2-2-1984) |
| 15 | Georgia (1-26-1949) |
| 15 | at Florida (2-22-1960) |
| 15 | at Rice (12-16-1963) |
| 15 | vs Wake Forest (3-8-2007, 2nd) |
| 15 | Virginia Tech (1-12-2013) |

Fewest Points - Half

| | |
|----|---------------------------------------|
| 8 | Univ. of the South (12-2-1980, 2nd) |
| 12 | UNC Greensboro (12-31-1996, 1st) |
| 12 | at Air Force (12-11-2004, 1st) |
| 13 | Virginia (12-1-1969, 1st) |
| 13 | at St. Louis (2-16-2002, 1st) |
| 13 | Charleston Southern (11-12-2010, 1st) |
| 13 | Wake Forest (1-19-2011, 2nd) |
| 13 | Presbyterian (11-14-2012, 2nd) |
| 14 | Wofford (1-19-1984, 1st) |
| 14 | Marist (12-23-2003, 1st) |
| 14 | James Madison (12-15-2004, 1st) |
| 14 | Miss. Valley St. (11-26-2013, 1st) |
| 15 | Wofford (1-31-1977, 1st) |
| 15 | at Georgia (11-26-1976, 2nd) |
| 15 | Tennessee (12-17-1959, 2nd) |
| 15 | Tennessee State (12-6-2003, 1st) |
| 15 | Alabama A&M (12-17-2003, 1st) |
| 15 | Florida State (1-25-2017, 1st) |

Field Goals

| | |
|----|------------------------------|
| 49 | at UCLA (12-27-1969) |
| 49 | vs NC State (2-10-1973) |
| 46 | vs North Carolina (2-8-1975) |
| 46 | vs North Carolina (2-9-1973) |
| 46 | at Duke (2-22-1975) |
| 45 | vs NC State (2-7-1975) |

Field Goal Attempts

| | |
|-----|----------------------------------|
| 103 | vs Loyola Marymount (12-22-1990) |
| 103 | vs North Carolina (2-9-1973) |
| 94 | vs Georgia (12-19-1990) |
| 93 | vs NC State (2-27-1975) |
| 93 | vs Texas (11-27-1991) |
| 90 | vs NC State (2-10-1973) |
| 90 | vs NC State (2-8-1974) |

Highest Field Goal Pct.

| | | |
|-----|---------|-------------------------------|
| 700 | (28-40) | North Carolina (1-23-1982) |
| 692 | (27-39) | at Clemson (1-12-2011) |
| 659 | (29-44) | Georgia (1-16-1974) |
| 652 | (30-46) | Wake Forest (1-2-1982) |
| 645 | (40-62) | at North Carolina (1-24-1987) |
| 643 | (27-42) | at NC State (2-22-1997) |
| 638 | (37-58) | North Carolina (2-8-1998) |
| 630 | (29-46) | vs Wake Forest (3-10-1996) |
| 625 | (30-48) | at Virginia (2-7-1984) |
| 623 | (38-61) | Tulane (1-7-1967) |
| 623 | (38-61) | at North Carolina (2-21-2015) |
| 621 | (36-58) | at Florida State (2-21-1970) |
| 618 | (21-34) | vs Virginia Tech (12-22-1979) |

Lowest Field Goal Pct.

| | | |
|-----|---------|-----------------------------|
| 163 | (13-80) | at Kentucky (1-2-1960) |
| 229 | (11-48) | vs Rice (11-22-2012) |
| 230 | (17-74) | Howard (1-3-1957) |
| 230 | (17-74) | at Alabama (12-17-1962) |
| 235 | (16-68) | Georgia (12-18-1956) |
| 247 | (20-81) | vs Virginia (3-13-1992) |
| 250 | (15-60) | Alabama State (12-17-2012) |
| 254 | (16-63) | Tennessee (2-20-1962) |
| 254 | (16-63) | UNC Greensboro (12-31-1996) |
| 255 | (14-55) | Wofford (11-24-2000) |
| 255 | (13-51) | Alabama A&M (12-17-2003) |
| 255 | (13-51) | Alabama State (11-19-2004) |
| 256 | (20-78) | Tulane (2-8-1958) |

3-Point Field Goals

| | |
|----|-------------------------------|
| 16 | at Duke (1-4-2017) |
| 15 | Presbyterian (1-6-2008) |
| 15 | at Louisville (1-15-1994) |
| 15 | at Syracuse (3-4-2017) |
| 14 | at Clemson (1-24-2001) |
| 14 | North Carolina (2-2-2002) |
| 14 | at Illinois (11-26-1912) |
| 14 | vs Boston College (3-14-2013) |
| 13 | Campbell (11-27-1995) |
| 13 | vs Santa Clara (12-30-1995) |
| 13 | at Virginia (1-8-2000) |
| 13 | Pennsylvania (11-19-2001) |
| 13 | vs Illinois (11-23-2001) |
| 13 | Duke (2-9-2002) |
| 13 | at NC State (1-14-2006) |
| 13 | Cornell (11-13-1915) |

3-Point FG Attempts

| | |
|----|-----------------------------------|
| 41 | at NC State (1-24-2004) |
| 40 | Marist (1-2-1990) |
| 38 | at Chattanooga (12-14-2009) |
| 36 | Cornell (1-2-2002) |
| 36 | at Virginia, ot (1-27-2008) |
| 35 | vs Georgia (12-19-1990) |
| 34 | North Texas (12-31-1997) |
| 33 | vs Clemson (3-13-1993) |
| 33 | vs Air Force (12-11-2004) |
| 33 | Belmont (3-19-2017) |
| 32 | Miami (3-4-2009) |
| 32 | Tusculum (2-7-2017) |
| 31 | Furman (12-19-1994) |
| 31 | North Carolina (2-2-2002) |
| 31 | Gardner-Webb (12-1-2002) |
| 31 | Florida State (3-6-2004) |
| 31 | Wake Forest (1-27-2005) |
| 31 | Presbyterian (1-6-2008) |
| 31 | Cornell (11-13-2015) |
| 31 | Wofford (12-22-2016) |
| 31 | Duke (1-4-2017) |
| 30 | Georgia State (1-10-1989) |
| 30 | at NC State (1-8-1992) |
| 30 | Mount St. Mary's (12-18-1996) |
| 30 | at Duke (2-21-2001) |
| 30 | at Mercer (11-22-2008) |
| 30 | vs Boston University (11-22-2009) |
| 30 | vs Rice (11-22-2012) |
| 30 | at Syracuse (3-4-2017) |
| 30 | at Wofford (12-6-2017) |

Highest 3-Pt. FG Pct.

| Minimum 10 attempts | |
|---------------------|---------------------------------------|
| 786 | (11-14) at Clemson (1-12-2011) |
| 667 | (10-15) vs UNLV (3-31-1990) |
| 667 | (12-18) at Duke (2-4-2010) |
| 647 | (11-17) Duke (2-26-2003) |
| 643 | (9-14) NC State (2-2-1983) |
| 643 | (9-14) Maryland (2-4-1994) |
| 643 | (9-14) vs Wake Forest (3-10-1996) |
| 625 | (10-16) NC State (2-3-1991) |
| 625 | (10-16) at North Carolina (1-29-2012) |
| 625 | (15-24) at Syracuse (3-4-2017) |
| 615 | (8-13) at North Carolina (1-8-1998) |
| 615 | (8-13) vs Maryland (3-6-1998) |
| 615 | (8-13) vs Michigan (12-1-1999) |
| 600 | (9-15) vs Michigan (11-26-1993) |
| 600 | (6-10) Appalachian State (2-21-1983) |
| 600 | (9-15) Wake Forest (1-18-2006) |
| 600 | (12-20) at Louisville (2-8-2018) |

Free Throws

| | |
|----|-----------------------------------|
| 41 | Maryland (1-25-2006) |
| 37 | vs Yale (12-28-1973) |
| 36 | North Carolina (2-11-1980) |
| 36 | at Virginia Tech (2-14-1983) |
| 36 | at Virginia Tech (2-23-2008) |
| 35 | at Southern Methodist (12-1-1961) |
| 35 | at Jacksonville (2-8-1969) |
| 35 | at Wake Forest (3-2-2005) |

Free Throw Attempts

| | |
|----|------------------------------|
| 52 | at Rice, ot (12-16-1963) |
| 50 | at Alabama (1-23-1974) |
| 49 | at Virginia Tech (2-23-2008) |
| 47 | Georgia (2-27-1964) |
| 46 | vs Yale (12-28-1973) |
| 46 | at Wake Forest (3-2-2005) |
| 45 | Auburn (2-8-1954) |
| 45 | Maryland (1-25-2006) |

Highest Free Throw Pct.

| Minimum 10 attempts | | |
|---------------------|---------|-------------------------------|
| 1,000 | (17-17) | vs. St. Joseph's (11-17-2011) |
| 1,000 | (14-14) | at Wake Forest (2-13-1988) |
| 1,000 | (12-12) | at Virginia (1-23-1988) |
| 1,000 | (12-12) | Wofford (12-1-2015) |
| 1,000 | (12-12) | VCU (12-15-2015) |
| 1,000 | (11-11) | at Virginia (1-4-1986) |
| 1,000 | (11-11) | vs Villanova (3-15-1986) |
| 1,000 | (11-11) | at Virginia (2-18-1987) |
| 1,000 | (11-11) | Augusta (12-12-1987) |
| .955 | (21-22) | at Alabama (12-17-1962) |
| .950 | (19-20) | at Florida State (2-3-2004) |

Lowest Free Throw Pct.

| Minimum 10 attempts | | |
|---------------------|---------|-----------------------------------|
| 250 | (4-16) | vs. George Washington (3-18-2005) |
| 273 | (3-11) | at Louisville (1-15-1994) |
| 304 | (7-23) | Winston-Salem State (11-14-2008) |
| 313 | (5-16) | Georgia State (12-3-1977) |
| 313 | (5-16) | at LSU (12-14-1986) |
| 333 | (6-18) | Baylor (12-4-1958) |
| 333 | (5-15) | at LSU (2-9-1959) |
| 333 | (5-15) | Georgia State (1-10-1977) |
| 333 | (4-12) | North Texas (12-31-1997) |
| 333 | (7-21) | at Maryland (1-5-1993) |
| 333 | (10-30) | vs. Connecticut (11-26-2003) |
| 333 | (4-12) | at Clemson (2-8-2005) |

Rebounds

| | |
|----|--------------------------------|
| 68 | Tennessee (2-24-1959) |
| 66 | at Auburn (2-27-1974) |
| 65 | at Kentucky (1-2-1960) |
| 65 | at Mississippi (1-14-1957) |
| 63 | Auburn (1-22-1958) |
| 63 | at Tennessee (1-27-1964) |
| 62 | Oklahoma City, 3ot (2-14-1959) |
| 62 | Vanderbilt, ot (1-16-1960) |
| 61 | at Alabama (1-23-1974) |
| 60 | Kentucky (1-25-1960) |
| 60 | Georgia (12-7-1967) |
| 28 | at Maryland (2-16-2000) |
| 27 | at Florida State (2-21-1970) |
| 26 | Florida State (2-14-1966) |
| 26 | Chattanooga (12-4-1985) |
| 26 | North Carolina (3-2-1988) |
| 26 | at Clemson, ot (3-4-1989) |
| 26 | vs Georgia (12-19-1990) |
| 26 | at Duke (1-11-1992) |
| 26 | at North Carolina (2-28-2009) |

Steals

| | |
|----|-------------------------------|
| 18 | Maryland (2-21-1999) |
| 17 | North Texas (12-31-1998) |
| 17 | NC State (2-6-2010) |
| 17 | Dayton (11-20-2013) |
| 16 | Last, vs Maryland (3-12-2010) |

Blocked Shots

| | |
|----|-------------------------------|
| 13 | at Duke (2-5-2005) |
| 12 | at Alabama (1-23-1974) |
| 12 | Louisville (1-7-2017) |
| 11 | James Madison (11-20-1991) |
| 10 | vs Arizona (2-17-1991) |
| 10 | at NC State (1-28-1986) |
| 10 | at LSU (1-17-1990) |
| 10 | vs Massachusetts (12-22-1995) |
| 10 | vs Mississippi (11-29-2013) |

OPPONENT INDIVIDUAL HIGHS

30-Point Games


| | |
|----|--|
| 51 | Frank Selvy, at Furman (2-11-1954) |
| 48 | Rodney Monroe, at NC State (1-13-1991) |
| 47 | Doug McKendrick, at Rice (12-6-1965) |
| 42 | Shammond Williams, North Carolina (2-8-1998)* |
| 41 | Will Solomon, at Clemson (1-24-2001) |
| 41 | vs. Olivier Hanlan, Boston College (3-14-2013) |
| 40 | KeKe Hicks, Coastal Carolina (11-28-1994) |
| 40 | Tyler Hanstbrough, North Carolina (2-15-2006) |
| 40 | James Florence, Mercer (11-27-2009) |
| 40 | Andrew White III, at Syracuse (3-4-2017) |
| 39 | Darrell Floyd, at Furman (1-13-1955) |
| 39 | Wayman Tisdale, at Oklahoma (12-18-1982) |
| 39 | Michael Jordan, at North Carolina (1-29-1983) |
| 38 | Ozie Edwards, Oklahoma City (2-28-1973) |
| 38 | Matt Carling, vs. Marquette (11-27-2014) |
| 37 | Grady Wallace, South Carolina (12-20-1956) |
| 37 | Johnny Arthurs, Tulane (2-15-1969) |
| 37 | Marshall Rodgers, Pan American (1-28-1975) |
| 37 | Chris McGuffie, Mount St. Mary's (12-18-1995) |
| 36 | David Thompson, vs. NC State (2-10-1973) |
| 36 | Evers Burns, Maryland (2-9-1993) |
| 36 | Junior Burroughs, Virginia (3-10-1995) |
| 36 | Anthony Barber, at NC State (1-27-2016) |
| 36 | Fletcher Magee, at Wofford (12-6-2017) |
| 35 | Tony Windis, Wyoming (12-22-1958) |
| 35 | Cotton Nash, at Kentucky (1-6-1962) |
| 35 | Randy Mahaffey, Clemson (2-3-1965) |
| 35 | Willie Burton, vs. Minnesota (3-25-1990) |
| 35 | J.J. Frazier, at Georgia (12-19-2015) |
| 34 | Ronnie Malone, Southern Miss. (1-31-1974) |
| 34 | Lafester Rhodes, vs. Iowa State (3-18-1988) |
| 34 | Tony Massenburg, at Maryland (2-3-1990) |
| 34 | Shane Battier, Duke (1-20-2001) |
| 33 | Jim Kerwin, at Tulane (2-8-1963) |
| 33 | Van Gregg, at Clemson (11-28-1972) |
| 33 | Dallas Corneys, at DePaul (2-22-1987) |
| 33 | Matt Roe, at Maryland (12-3-1991) |
| 33 | Christian Laethier, at Duke (1-11-1992) |
| 33 | Keith Dixon, vs. Maryland (3-9-1996) |
| 33 | Joan Booth, at Maryland (2-16-2000) |
| 33 | Tim Pickett, at Florida (2-3-2004) |
| 33 | Nik Can-Medey, Maryland (1-25-2006) |
| 33 | Malcolm Delaney, at Virginia Tech (2-13-2011) |
| 32 | Bob Ayersman, Virginia Tech (12-20-1957) |
| 32 | Tim Walter, William & Mary (12-21-1964) |
| 32 | Jeff Morris, Tulane (1-20-1972) |
| 32 | Phil Hicks, at Tulane (1-19-1974) |
| 32 | Bill Magarity, at Georgia (3-7-1974) |
| 32 | Steve Smith, vs. Michigan State (3-23-1990) |
| 32 | Malcolm Delaney, Virginia Tech (3-6-2010) |
| 31 | Nate Archibald, at UTEP (12-20-1968) |
| 31 | Tony Miller, Florida (2-5-1973) |
| 31 | David Thompson, vs. NC State (2-7-1975) |
| 31 | Wesley Cox, at Louisville (2-25-1977) |
| 31 | Pat Cummings, at Cincinnati (2-9-1978) |
| 31 | Dominique Wilkins, at Georgia (12-30-1980) |
| 31 | Litteral Green, vs. Georgia (12-31-1991) |
| 31 | Rodney Monroe, NC State (3-29-1991) |
| 31 | Danny Strong, NC State (2-25-1996) |
| 31 | Antawn Jamison, North Carolina (2-8-1998) |
| 31 | Curtis Staples, Virginia (2-14-1998) |
| 31 | Juan Dixon, Maryland (1-15-2000) |
| 31 | Rashad McCants, North Carolina (2-20-2004) |
| 31 | Derrio Green, at Charlotte (1-2-2010) |
| 31 | Dennis Smith, Jr., at NC State (1-15-2017) |
| 30 | Jimmy Lee, Auburn (1-22-1958) |
| 30 | Red Stroud, at Mississippi State (1-14-1963) |
| 30 | Ron Hawley, Louisville (2-16-1963) |
| 30 | Jerry Waller, at Georgia (2-20-1965) |
| 30 | Johnny L. Napier, Tampa (1-2-1969) |
| 30 | Charlie Scott, North Carolina (1-14-1969) |
| 30 | John Mengelt, Auburn (1-17-1970) |
| 30 | Len Bias, at Maryland (2-22-1986) |
| 30 | Horace Grant, at Clemson (2-25-1987) |
| 30 | Willie Anderson, vs. Georgia (12-5-1987) |
| 30 | Tony Massenburg, at Maryland (2-14-1989) |
| 30 | Byronn Smith, at Virginia (1-21-1990) |
| 30 | Ugonna Okeke, Pennsylvania (11-19-2001) |
| 30 | Josh Howard, at Wake Forest (1-19-2003) |
| 30 | Ben Smith, Jacksonville (11-28-2008) |
| 30 | Kyle Singer, at Duke (2-4-2010) |
| 30 | Terance Mann, at Florida State (1-24-2018) |

CAREER STATISTICS OF TOP TECH PLAYERS

TONY AKINS

Guard • 5-11 • 185 • Lilburn, Ga.

- Second-team All-ACC as a senior (2002)
- 11th at Tech in scoring, fourth in assists
- Second in career three-point FG, sixth in steals



Career Statistics

| Year | G-GS | FG- FGA | Pct | 3P-3PA | Pct | FT-FTA | Pct | Reb | Avg | A | Bl | St | Pts | Avg |
|---------|---------|----------|------|---------|------|---------|------|-----|-----|-----|----|-----|------|------|
| 1998-99 | 31-31 | 108-344 | .316 | 57-198 | .288 | 76-114 | .667 | 114 | 3.7 | 148 | 1 | 44 | 349 | 11.3 |
| 1999-00 | 30-26 | 111-301 | .369 | 68-185 | .368 | 55-71 | .775 | 99 | 3.3 | 108 | 2 | 35 | 345 | 11.5 |
| 2000-01 | 30-29 | 140-318 | .440 | 78-186 | .419 | 78-103 | .757 | 104 | 3.5 | 128 | 0 | 35 | 436 | 14.5 |
| 2001-02 | 31-31 | 170-406 | .419 | 98-243 | .403 | 90-108 | .833 | 118 | 3.8 | 176 | 0 | 59 | 528 | 17.0 |
| Total | 122-117 | 529-1369 | .386 | 301-812 | .371 | 299-396 | .755 | 435 | 3.6 | 560 | 3 | 173 | 1658 | 13.6 |

KENNY ANDERSON

Guard • 6-2 • 166 • Rego Park, N.Y.

- Consensus first-team All-America, 1991
- Second-team All-America, 1990
- Two-time All-ACC, 1990-91
- ACC Rookie of the Year, 1990
- National Freshman of the Year, 1990
- Georgia Tech Hall of Fame, 2002
- Second pick in 1991 NBA draft (New Jersey Nets)
- Holds Tech single-game scoring record (50 points)



Career Statistics

| Year | G-GS | FG- FGA | Pct | 3P-3PA | Pct | FT-FTA | Pct | Reb | Avg | A | Bl | St | Pts | Avg |
|---------|-------|----------|------|---------|------|---------|------|-----|-----|-----|----|-----|------|------|
| 1989-90 | 35-35 | 283-549 | .515 | 48-117 | .410 | 107-146 | .733 | 193 | 5.5 | 285 | 3 | 79 | 721 | 20.6 |
| 1990-91 | 30-30 | 278-636 | .437 | 65-185 | .351 | 155-187 | .829 | 171 | 5.7 | 169 | 2 | 89 | 776 | 25.9 |
| Total | 65-65 | 561-1185 | .473 | 113-302 | .374 | 262-333 | .787 | 364 | 5.6 | 454 | 5 | 168 | 1497 | 23.0 |

DREW BARRY

Guard • 6-5 • 190 • Danville, Calif.

- All-ACC, 1996 (2nd team)
- ACC All-Freshman, 1993
- Academic All-ACC, 1993, 1996
- Tech's all-time leader in assists
- Led ACC in assists three straight years, 1994-96
- Second-round pick by Seattle in 1996 NBA Draft




Career Statistics

| Year | G-GS | FG- FGA | Pct | 3P-3PA | Pct | FT-FTA | Pct | Reb | Avg | A | Bl | St | Pts | Avg |
|---------|--------|---------|------|---------|------|---------|------|-----|-----|-----|----|-----|------|------|
| 1992-93 | 30-13 | 80-171 | .468 | 25-78 | .321 | 33-41 | .805 | 102 | 3.4 | 164 | 9 | 42 | 218 | 7.3 |
| 1993-94 | 24-22 | 61-145 | .421 | 27-81 | .333 | 45-58 | .776 | 82 | 3.4 | 141 | 6 | 40 | 194 | 8.1 |
| 1994-95 | 27-27 | 119-232 | .513 | 50-117 | .427 | 73-97 | .753 | 131 | 4.9 | 181 | 13 | 46 | 361 | 13.4 |
| 1996 | 36-36 | 149-367 | .406 | 77-209 | .371 | 105-133 | .789 | 167 | 4.7 | 238 | 13 | 65 | 480 | 13.3 |
| Total | 117-98 | 409-915 | .447 | 179-485 | .369 | 256-329 | .778 | 482 | 4.1 | 724 | 41 | 193 | 1253 | 10.5 |

JON BARRY

Guard • 6-5 • 195 • Danville, Calif.

- All-ACC, 1992 (3rd)
- NBA first-round draft pick by Boston in 1992




Career Statistics

| Year | G-GS | FG- FGA | Pct | 3P-3PA | Pct | FT-FTA | Pct | Reb | Avg | A | Bl | St | Pts | Avg |
|---------|-------|---------|------|---------|------|---------|------|-----|-----|-----|----|-----|------|------|
| 1990-91 | 30-30 | 180-405 | .444 | 77-209 | .368 | 41-56 | .732 | 110 | 3.7 | 110 | 16 | 53 | 478 | 15.9 |
| 1991-92 | 35-35 | 201-468 | .429 | 99-265 | .374 | 101-145 | .697 | 152 | 4.3 | 207 | 8 | 71 | 602 | 17.2 |
| Total | 65-65 | 381-873 | .436 | 176-474 | .371 | 142-201 | .706 | 262 | 4.0 | 317 | 24 | 124 | 1080 | 16.6 |

TRAVIS BEST

Guard • 5-11 • 186 • Springfield, Mass.

- Second-team all-America, 1995
- All-ACC second-team, 1994 and 1995; third-team in 1993
- One of only six 2,000-point scorers in Tech history
- First-round pick by Indiana Pacers in 1995



Career Statistics

| Year | G-GS | FG- FGA | Pct | 3P-3PA | Pct | FT-FTA | Pct | Reb | Avg | A | Bl | St | Pts | Avg |
|---------|---------|----------|------|---------|------|---------|------|-----|-----|-----|----|-----|------|------|
| 1991-92 | 35-33 | 151-336 | .449 | 56-145 | .386 | 72-98 | .735 | 89 | 2.5 | 198 | 0 | 48 | 430 | 12.3 |
| 1992-93 | 30-30 | 163-345 | .472 | 80-175 | .457 | 82-109 | .752 | 94 | 3.1 | 176 | 6 | 51 | 488 | 16.3 |
| 1993-94 | 29-29 | 180-390 | .462 | 49-144 | .340 | 123-142 | .866 | 104 | 3.6 | 167 | 3 | 58 | 532 | 18.3 |
| 1994-95 | 30-30 | 209-469 | .446 | 73-192 | .380 | 116-137 | .847 | 95 | 3.2 | 151 | 6 | 60 | 607 | 20.2 |
| Total | 124-122 | 703-1540 | .456 | 258-656 | .393 | 393-486 | .809 | 382 | 3.1 | 692 | 15 | 217 | 2057 | 16.6 |

BUD BLEMKER

Guard • 5-10 • 181 • Huntingburg, Ind.

- All-SEC, 1958 and 1959
- Georgia Tech Hall of Fame, 1965




Career Statistics

| Year | G | FG- FGA | Pct | 3P-3PA | Pct | FT-FTA | Pct | Reb | Avg | A | Bl | St | Pts | Avg |
|---------|----|----------|------|--------|-----|---------|------|-----|-----|---|----|----|------|------|
| 1956-57 | 26 | 161-421 | .382 | - | - | 104-125 | .832 | 140 | 5.4 | - | - | - | 426 | 16.4 |
| 1957-58 | 26 | 182-471 | .386 | - | - | 88-111 | .793 | 128 | 4.9 | - | - | - | 452 | 17.4 |
| 1958-59 | 26 | 158-406 | .389 | - | - | 72-109 | .661 | 109 | 4.2 | - | - | - | 388 | 14.9 |
| Totals | 77 | 501-1298 | .386 | - | - | 264-327 | .807 | 377 | 4.8 | - | - | - | 1266 | 16.2 |

CHRIS BOSH

Forward • 6-10 • 210 • Lancaster, Texas

- All-ACC second-team, 2003
- ACC Rookie of the Year, 2003
- USBWA Freshman All-America, 2003
- USBWA, NABC all-district, 2003
- Fourth overall pick in 2003 NBA Draft (Toronto)




Career Statistics

| Year | G-GS | FG- FGA | Pct | 3P-3PA | Pct | FT-FTA | Pct | Reb | Avg | A | Bl | St | Pts | Avg |
|---------|-------|---------|------|--------|------|---------|------|-----|-----|----|----|----|-----|------|
| 2002-03 | 31-31 | 168-300 | .560 | 22-46 | .478 | 127-174 | .730 | 278 | 9.0 | 38 | 67 | 30 | 485 | 15.6 |

TICO BROWN

Guard • 6-5 • 203 • Kokomo, Ind.

- First-team All-Metro honors in 1977
- Second-team All-Metro in 1978
- Second-round draft pick by Utah Jazz in 1979



Career Statistics

| Year | G | FG- FGA | Pct | 3P-3PA | Pct | FT-FTA | Pct | Reb | Avg | A | Bl | St | Pts | Avg |
|---------|----|----------|------|--------|-----|---------|------|-----|-----|----|----|----|------|------|
| 1976-77 | 28 | 191-386 | .495 | - | - | 78-95 | .821 | 152 | 5.4 | 35 | 18 | 16 | 460 | 16.4 |
| 1977-78 | 27 | 182-379 | .480 | - | - | 71-96 | .740 | 133 | 4.9 | 40 | 6 | 32 | 435 | 16.1 |
| 1978-79 | 26 | 171-374 | .457 | - | - | 71-92 | .772 | 102 | 3.9 | 24 | 0 | 16 | 413 | 15.9 |
| Total | 81 | 544-1139 | .478 | - | - | 220-283 | .777 | 387 | 4.8 | 99 | 24 | 64 | 1308 | 16.1 |

JIM CALDWELL

Center • 6-10 • 234 • Lawrenceburg, Ind.

- All-SEC, 1963 & 1964
- Academic All-America (2nd), 1964
- Academic All-SEC, 1963 & 1964
- Georgia Tech Hall of Fame, 1976



Career Statistics

| Year | G | FG- FGA | Pct | 3P-3PA | Pct | FT-FTA | Pct | Reb | Avg | A | Bl | St | Pts | Avg |
|---------|----|----------|------|--------|-----|---------|------|-----|------|---|----|----|------|------|
| 1962-63 | 26 | 141-331 | .426 | - | - | 75-98 | .765 | 283 | 10.9 | - | - | - | 357 | 13.7 |
| 1963-64 | 26 | 148-381 | .388 | - | - | 67-114 | .588 | 364 | 14.0 | - | - | - | 363 | 14.0 |
| 1964-65 | 25 | 172-427 | .402 | - | - | 90-140 | .642 | 346 | 13.8 | - | - | - | 434 | 17.4 |
| Totals | 77 | 461-1139 | .405 | - | - | 232-352 | .659 | 993 | 12.9 | - | - | - | 1154 | 15.0 |

LEWIS CLINCH

Guard • 6-3 • 196 • Cordele, Ga.

- ACC All-Tournament, 2009
- Finished career ninth at Tech in three-point field goals, 37th in points



Career Statistics

| Year | G-GS | FG- FGA | Pct | 3P-3PA | Pct | FT-FTA | Pct | Reb | Avg | A | Bl | St | Pts | Avg |
|---------|-------|---------|------|---------|------|---------|------|-----|-----|-----|----|----|------|------|
| 2005-06 | 23-8 | 78-194 | .402 | 31-76 | .408 | 17-30 | .567 | 65 | 2.8 | 48 | 1 | 18 | 204 | 8.9 |
| 2006-07 | 14-12 | 66-124 | .532 | 30-63 | .476 | 23-30 | .767 | 27 | 1.9 | 13 | 0 | 13 | 185 | 13.2 |
| 2007-08 | 32-14 | 105-264 | .398 | 44-132 | .333 | 33-51 | .647 | 62 | 1.9 | 42 | 4 | 19 | 287 | 9.0 |
| 2008-09 | 24-24 | 128-346 | .370 | 71-210 | .338 | 45-66 | .682 | 84 | 3.5 | 72 | 4 | 16 | 372 | 15.5 |
| TOTAL | 93-58 | 377-928 | .406 | 176-481 | .366 | 118-177 | .667 | 238 | 2.6 | 175 | 9 | 66 | 1048 | 11.3 |

JASON COLLIER

Forward • 7-0 • 255 • Springfield, Ohio

- Two-time second-team All-ACC selection
- Two seasons at Tech (denoted by *) after transferring from Indiana
- Became first Jacket to lead ACC in rebounding in 2000
- 15th overall pick by Milwaukee in 2000 NBA Draft



Career Statistics


| Year | G-GS | FG- FGA | Pct | 3P-3PA | Pct | FT-FTA | Pct | Reb | Avg | A | Bl | St | Pts | Avg |
|----------|-------|---------|------|--------|------|---------|------|-----|-----|----|----|----|-----|------|
| 1998-99* | 25-25 | 153-347 | .441 | 32-90 | .356 | 92-128 | .719 | 182 | 7.3 | 36 | 34 | 15 | 430 | 17.2 |
| 1999-00* | 30-30 | 178-376 | .473 | 31-84 | .369 | 122-166 | .735 | 276 | 9.2 | 49 | 33 | 23 | 509 | 17.0 |
| Total* | 55-55 | 331-723 | .458 | 63-174 | .362 | 214-294 | .728 | 458 | 8.3 | 85 | 67 | 38 | 939 | 17.1 |

CAREER STATISTICS OF TOP TECH PLAYERS

JAVARIS CRITTENTON

Guard • 6-5 • 198 • Atlanta, Ga.

- Third-team All-ACC, ACC All-Freshman team, 2007
- Freshman All-America, 2007
- 19th pick in the 2007 NBA draft (Los Angeles Lakers)




Career Statistics

| Year | G-GS | FG- FGA | Pct | 3P-3PA | Pct | FT-FTA | Pct | Reb | Avg | A | Bl | St | Pts | Avg |
|---------|-------|---------|------|--------|------|---------|------|-----|-----|-----|-----|----|-----|------|
| 2006-07 | 32-31 | 158-351 | .450 | 36-101 | .356 | 108-138 | .783 | 119 | 3.7 | 184 | 124 | 2 | 65 | 14.4 |

BRUCE DALRYMPLE

Guard • 6-4 • 209 • Manhattan, N.Y.

- All-ACC, 1986 (2nd team), ACC Rookie of the Year, 1984
- Recorded the first triple-double in Tech history
- Georgia Tech Hall of Fame, 1994
- Second-round pick by Phoenix in 1987 NBA draft



Career Statistics

| Year | G-GS | FG- FGA | Pct | 3P-3PA | Pct | FT-FTA | Pct | Reb | Avg | A | Bl | St | Pts | Avg |
|---------|---------|----------|------|--------|------|---------|------|-----|-----|-----|----|-----|------|------|
| 1983-84 | 29-29 | 148-310 | .477 | - | - | 98-130 | .754 | 201 | 6.9 | 65 | 5 | 41 | 394 | 13.6 |
| 1984-85 | 35-35 | 172-343 | .501 | - | - | 109-150 | .727 | 206 | 5.9 | 135 | 4 | 65 | 453 | 12.9 |
| 1985-86 | 34-34 | 151-290 | .521 | - | - | 64-101 | .634 | 171 | 5.0 | 138 | 2 | 70 | 366 | 10.8 |
| 1986-87 | 28-28 | 143-326 | .439 | 12-45 | .267 | 77-107 | .720 | 166 | 5.9 | 108 | 2 | 51 | 375 | 13.4 |
| Total | 126-126 | 614-1269 | .484 | 12-45 | .267 | 348-488 | .713 | 744 | 5.9 | 446 | 13 | 227 | 1588 | 12.6 |

MELVIN DOLD

Guard • 6-2 • 190 • Flora, Ill.

- Georgia Tech Hall of Fame, 1951



Career Statistics

| Year | G | FG- FGA | Pct | 3P-3PA | Pct | FT-FTA | Pct | Reb | Avg | A | Bl | St | Pts | Avg |
|---------|-----|---------|-----|--------|-----|--------|------|-----|-----|---|----|----|------|------|
| 1947-48 | 25 | 115- | - | - | - | 47- | - | - | - | - | - | - | 277 | 11.1 |
| 1948-49 | 23 | 122- | - | - | - | 41- 74 | .554 | - | - | - | - | - | 285 | 12.4 |
| 1949-50 | 27 | 117- | - | - | - | 65-112 | .580 | - | - | - | - | - | 299 | 11.1 |
| 1950-51 | 25 | 88- | - | - | - | 43- 71 | .606 | - | - | - | - | - | 219 | 8.8 |
| Total | 100 | 442- | - | - | - | 196- | - | - | - | - | - | - | 1080 | 10.8 |

SAMMY DRUMMER

Forward • 6-5 • 208 • Muncie, Ind.

- First-team All-Metro Conference, 1978
- Selected by Houston Rockets in 1979 NBA draft




Career Statistics

| Year | G | FG- FGA | Pct | 3P-3PA | Pct | FT-FTA | Pct | Reb | Avg | A | Bl | St | Pts | Avg |
|---------|----|----------|------|--------|-----|---------|------|-----|-----|----|----|----|------|------|
| 1977-78 | 27 | 232- 504 | .460 | - | - | 104-128 | .813 | 166 | 6.1 | 49 | 4 | 39 | 568 | 21.0 |
| 1978-79 | 26 | 257- 556 | .462 | - | - | 102-146 | .699 | 177 | 6.8 | 39 | 3 | 51 | 616 | 23.7 |
| Total | 53 | 489-1060 | .461 | - | - | 206-274 | .752 | 343 | 6.5 | 88 | 7 | 90 | 1184 | 22.3 |

B.J. ELDER

Guard • 6-4 • 218 • Madison, Ga.

- AP All-American (HM), 2004
- All-ACC second team (2004), third team (2003)
- USBWA, NABC all-district, 2004
- Wooden Award finalist, 2004




Career Statistics

| Year | G-GS | FG- FGA | Pct | 3P-3PA | Pct | FT-FTA | Pct | Reb | Avg | A | Bl | St | Pts | Avg |
|---------|--------|----------|------|---------|------|---------|------|-----|-----|-----|----|-----|------|------|
| 2001-02 | 31-13 | 115- 269 | .428 | 41-114 | .360 | 37- 47 | .787 | 66 | 2.1 | 44 | 3 | 27 | 308 | 9.9 |
| 2002-03 | 30-28 | 171- 371 | .461 | 61-154 | .396 | 47- 68 | .691 | 79 | 2.6 | 73 | 2 | 33 | 450 | 15.0 |
| 2003-04 | 38-36 | 194- 468 | .415 | 77-206 | .374 | 103-132 | .780 | 105 | 2.8 | 53 | 4 | 28 | 568 | 14.9 |
| 2004-05 | 23-21 | 107- 268 | .399 | 43-126 | .341 | 33- 46 | .717 | 53 | 2.3 | 26 | 3 | 18 | 290 | 12.6 |
| Total | 122-98 | 587-1376 | .427 | 222-600 | .370 | 220-293 | .751 | 303 | 2.5 | 196 | 12 | 106 | 1616 | 13.2 |

DERRICK FAVORS

Forward • 6-10 • 246 • Atlanta, Ga.

- ACC Rookie of the Year, 2010; ACC All-Freshman team, 2010
- The Sporting News Freshman All-America, 2003
- Third overall pick in 2010 NBA Draft (New Jersey)




Career Statistics

| Year | G-GS | FG- FGA | Pct | 3P-3PA | Pct | FT-FTA | Pct | Reb | Avg | A | Bl | St | Pts | Avg |
|---------|-------|----------|------|--------|------|--------|------|-----|-----|----|----|----|-----|------|
| 2009-10 | 36-35 | 179- 293 | .611 | 0- 1 | .000 | 90-143 | .628 | 303 | 8.4 | 37 | 90 | 32 | 448 | 12.4 |

DUANE FERRELL

Forward • 6-7 • 209 • Baltimore, Md.

- All-ACC (2nd team), 1987 and 1988
- ACC Rookie of the Year, 1985
- Georgia Tech Hall of Fame, 1995
- Signed NBA free agent contract and played 11 years




Career Statistics

| Year | G-GS | FG- FGA | Pct | 3P-3PA | Pct | FT-FTA | Pct | Reb | Avg | A | Bl | St | Pts | Avg |
|---------|---------|----------|------|--------|------|---------|------|-----|-----|-----|----|-----|------|------|
| 1984-85 | 32-28 | 117- 232 | .504 | - | - | 56- 98 | .571 | 131 | 4.1 | 71 | 4 | 13 | 290 | 9.1 |
| 1985-86 | 34-33 | 172- 289 | .595 | - | - | 69- 91 | .758 | 168 | 4.9 | 95 | 17 | 33 | 413 | 12.1 |
| 1986-87 | 29-29 | 201- 387 | .519 | 6- 15 | .400 | 112-138 | .811 | 170 | 5.9 | 79 | 7 | 34 | 520 | 17.9 |
| 1987-88 | 32-32 | 230- 432 | .532 | 4- 14 | .286 | 131-175 | .749 | 211 | 6.6 | 44 | 24 | 39 | 595 | 18.6 |
| Total | 127-122 | 720-1340 | .537 | 10- 29 | .345 | 368-502 | .733 | 680 | 5.4 | 289 | 52 | 119 | 1818 | 14.3 |

JASON FLOYD

Forward • 6-6 • 205 • Hampton, Ga.

- Two-year starter under coach Bobby Cremins (1999-2000)
- Led Tech in free throw shooting in 1998-99
- Finished career among Tech's career leaders in three-point field goals




Career Statistics

| Year | G-GS | FG- FGA | Pct | 3P-3PA | Pct | FT-FTA | Pct | Reb | Avg | A | Bl | St | Pts | Avg |
|---------|--------|----------|------|---------|------|---------|------|-----|-----|-----|----|----|------|------|
| 1996-97 | 27-4 | 38- 115 | .330 | 14- 62 | .226 | 14- 17 | .824 | 43 | 1.6 | 19 | 3 | 10 | 104 | 3.9 |
| 1997-98 | 33-1 | 71- 182 | .390 | 44-114 | .386 | 26- 37 | .703 | 79 | 2.4 | 35 | 7 | 17 | 212 | 6.4 |
| 1998-99 | 31-31 | 150- 375 | .400 | 69-211 | .327 | 48- 57 | .842 | 148 | 4.8 | 60 | 14 | 36 | 417 | 13.5 |
| 1999-00 | 30-26 | 104- 260 | .400 | 42-135 | .311 | 32- 44 | .727 | 107 | 3.6 | 36 | 10 | 16 | 282 | 9.4 |
| Total | 121-62 | 363- 932 | .389 | 169-522 | .324 | 120-155 | .774 | 377 | 3.1 | 150 | 34 | 79 | 1015 | 8.4 |

JAMES FORREST

Forward • 6-8 • 243 • Atlanta, Ga.

- All-ACC first team, 1994
- All-ACC third team, 1995
- Everett Case Award (ACC Tournament MVP), 1993
- Freshman All-America, 1992



Career Statistics

| Year | G-GS | FG- FGA | Pct | 3P-3PA | Pct | FT-FTA | Pct | Reb | Avg | A | Bl | St | Pts | Avg |
|---------|---------|----------|------|--------|------|---------|------|-----|-----|-----|----|-----|------|------|
| 1991-92 | 35-34 | 195- 383 | .509 | 1- 4 | .250 | 75-106 | .708 | 224 | 6.4 | 64 | 19 | 31 | 466 | 13.3 |
| 1992-93 | 30-29 | 246- 454 | .542 | 2- 4 | .500 | 92-134 | .687 | 226 | 7.5 | 43 | 28 | 31 | 586 | 19.5 |
| 1993-94 | 25-22 | 187- 400 | .468 | 0- 6 | .000 | 101-141 | .716 | 198 | 7.9 | 36 | 18 | 19 | 475 | 19.0 |
| 1994-95 | 24-23 | 184- 377 | .488 | 0- 4 | .000 | 83-125 | .664 | 198 | 8.3 | 38 | 23 | 34 | 451 | 18.8 |
| Total | 114-108 | 812-1614 | .503 | 3- 18 | .167 | 351-506 | .694 | 846 | 7.4 | 181 | 88 | 115 | 1978 | 17.4 |

MARCUS GEORGES-HUNT

Guard • 6-5 • 218 • College Park, Ga.

- All-ACC second-team (coaches), third-team (media), 2016
- ACC All-Academic team, 2014
- ACC Honor Roll, 2014




Career Statistics

| Year | G-GS | FG- FGA | Pct | 3P-3PA | Pct | FT-FTA | Pct | Reb | Avg | A | Bl | St | Pts | Avg |
|---------|---------|----------|------|---------|------|---------|------|-----|-----|-----|----|-----|------|------|
| 2012-13 | 31-30 | 123- 289 | .426 | 32- 96 | .333 | 56- 89 | .629 | 151 | 4.9 | 46 | 3 | 24 | 334 | 10.8 |
| 2013-14 | 33-33 | 133- 320 | .416 | 29- 85 | .341 | 91-135 | .674 | 142 | 4.3 | 68 | 5 | 27 | 386 | 11.7 |
| 2014-15 | 30-30 | 135- 313 | .431 | 21- 73 | .288 | 116-152 | .763 | 165 | 5.5 | 54 | 4 | 39 | 407 | 13.6 |
| 2015-16 | 36-36 | 178- 392 | .454 | 40-117 | .342 | 205-249 | .823 | 122 | 3.4 | 119 | 16 | 31 | 601 | 16.7 |
| TOTAL | 130-129 | 569-1314 | .433 | 122-371 | .329 | 468-625 | .749 | 580 | 4.5 | 287 | 28 | 121 | 1728 | 13.3 |

TOM HAMMONDS

Forward • 6-9 • 227 • Crestview, Fla.

- Third-team All-America, 1989
- All-ACC first-team, 1988 & 1989; second-team, 1987
- #20 jersey retired, March 1, 1989
- First-round pick by Washington in 1989 NBA Draft
- Inducted into Georgia Tech Hall of Fame, 1996



Career Statistics


| Year | G-GS | FG- FGA | Pct | 3P-3PA | Pct | FT-FTA | Pct | Reb | Avg | A | Bl | St | Pts | Avg |
|---------|---------|----------|------|--------|------|---------|------|-----|-----|-----|----|----|------|------|
| 1985-86 | 34-33 | 168- 276 | .609 | - | - | 80- 93 | .816 | 219 | 6.4 | 37 | 11 | 14 | 416 | 12.2 |
| 1986-87 | 29-29 | 206- 362 | .569 | 0- 0 | .000 | 59- 74 | .797 | 208 | 7.2 | 41 | 15 | 12 | 471 | 16.2 |
| 1987-88 | 30-30 | 229- 403 | .568 | 0- 0 | .000 | 109-132 | .826 | 216 | 7.2 | 40 | 20 | 10 | 567 | 18.9 |
| 1988-89 | 30-30 | 250- 465 | .538 | 1- 3 | .333 | 126-163 | .773 | 242 | 8.1 | 51 | 26 | 14 | 627 | 20.9 |
| Total | 123-122 | 853-1506 | .566 | 1- 3 | .333 | 374-462 | .810 | 885 | 7.2 | 169 | 72 | 50 | 2081 | 16.9 |

CAREER STATISTICS OF TOP TECH PLAYERS

MATT HARPRING

Forward • 6-8 • 225 • Dunwoody, Ga.

- First-team All-America, 1998
- Academic All-America, 1997 (2nd) & 1998 (1st)
- Three-time all-ACC first team, 1996-98
- NCAA & ACC Postgraduate Scholarships
- ACC All-Freshman, 1995
- #15 jersey retired, Feb. 28, 1998
- Tech's career leader in FT made and attempted
- Second in Tech history in career points, rebounds
- Finalist for Wooden and Naismith awards, 1998
- 15th pick in the 1998 NBA draft by the Orlando Magic




Career Statistics

| Year | G-GS | FG- FGA | Pct | 3P-3PA | Pct | FT-FTA | Pct | Reb | Avg | A | Bl | St | Pts | Avg |
|--------------|----------------|-----------------|-------------|----------------|-------------|----------------|-------------|------------|------------|------------|-----------|------------|-------------|-------------|
| 1994-95 | 29-24 | 121- 250 | .484 | 28- 73 | .384 | 81-110 | .736 | 180 | 6.2 | 68 | 7 | 39 | 351 | 12.1 |
| 1995-96 | 36-36 | 233- 457 | .510 | 66-154 | .429 | 138-181 | .762 | 293 | 8.1 | 79 | 5 | 61 | 670 | 18.6 |
| 1996-97 | 27-27 | 169- 410 | .412 | 65-190 | .342 | 110-163 | .675 | 222 | 8.2 | 60 | 10 | 32 | 513 | 19.0 |
| 1997-98 | 32-32 | 230- 504 | .456 | 52-168 | .299 | 179-221 | .810 | 302 | 9.4 | 82 | 7 | 44 | 691 | 21.6 |
| Total | 124-119 | 753-1621 | .465 | 211-585 | .361 | 508-675 | .753 | 997 | 8.0 | 289 | 29 | 176 | 2225 | 17.9 |

LENNY HORTON

Forward • 6-7 • 190 • Vauxhall, N.J.

- Honorable mention All-Metro, 1978
- Drafted by Seattle Supersonics, 1980
- Metro All-Freshman, 1977
- Inducted into Georgia Tech Hall of Fame, 1985




Career Statistics

| Year | G | FG- FGA | Pct | 3P-3PA | Pct | FT-FTA | Pct | Reb | Avg | A | Bl | St | Pts | Avg |
|--------------|------------|-----------------|-------------|----------|----------|----------------|-------------|------------|------------|------------|-----------|-----------|-------------|-------------|
| 1976-77 | 28 | 100- 213 | .469 | - | - | 89-119 | .748 | 134 | 4.8 | 39 | 3 | 14 | 289 | 10.3 |
| 1977-78 | 27 | 107- 175 | .611 | - | - | 80-103 | .777 | 202 | 7.5 | 33 | 8 | 16 | 294 | 10.9 |
| 1978-79 | 26 | 136- 223 | .610 | - | - | 65- 78 | .833 | 198 | 7.6 | 41 | 11 | 28 | 337 | 13.0 |
| 1979-80 | 26 | 171- 293 | .584 | - | - | 104-127 | .819 | 170 | 6.5 | 44 | 5 | 36 | 446 | 17.2 |
| Total | 107 | 514- 904 | .568 | - | - | 338-427 | .791 | 704 | 6.6 | 157 | 27 | 94 | 1411 | 13.2 |

JARRETT JACK

Guard • 6-3 • 202 • Fort Washington, Md.

- Honorable mention All-American, 2005
- All-ACC second team, 2005; third team, 2004
- ACC All-Tournament team, 2005
- USBWA All-District, 2005
- First-round draft choice, Denver, 2005 (traded to Portland)



Career Statistics

| Year | G-GS | FG- FGA | Pct | 3P-3PA | Pct | FT-FTA | Pct | Reb | Avg | A | Bl | St | TP | Avg |
|--------------|----------------|-----------------|-------------|---------------|-------------|----------------|-------------|------------|------------|------------|-----------|------------|-------------|-------------|
| 2002-03 | 31-31 | 97- 213 | .455 | 17- 60 | .283 | 83-118 | .703 | 110 | 3.5 | 185 | 3 | 51 | 294 | 9.5 |
| 2003-04 | 38-38 | 145- 318 | .456 | 30- 95 | .316 | 154-192 | .802 | 185 | 4.9 | 213 | 5 | 74 | 474 | 12.5 |
| 2004-05 | 32-31 | 164- 319 | .514 | 46-104 | .442 | 123-142 | .866 | 155 | 4.8 | 145 | 3 | 58 | 497 | 15.5 |
| Total | 101-100 | 406- 850 | .478 | 93-259 | .359 | 360-452 | .796 | 450 | 4.5 | 543 | 11 | 183 | 1265 | 12.5 |

TADRIC JACKSON

Guard • 6-2 • 203 • Tifton, Ga.

- ACC Sixth Man of the Year in 2018 by HoopsHD.com
- No. 2 all-time at Tech in games played
- Twice made ACC All-Academic team



Career Statistics

| Year | G-GS | FG- FGA | Pct | 3P-3PA | Pct | FT-FTA | Pct | Reb | Avg | A | Bl | St | TP | Avg |
|--------------|---------------|-----------------|-------------|----------------|-------------|----------------|-------------|------------|------------|------------|-----------|-----------|-------------|------------|
| 2014-15 | 30-6 | 55- 201 | .274 | 16- 90 | .178 | 37- 60 | .617 | 51 | 1.7 | 28 | 4 | 4 | 163 | 5.4 |
| 2015-16 | 36-1 | 60- 156 | .385 | 18- 65 | .277 | 31- 52 | .596 | 42 | 1.2 | 44 | 3 | 16 | 169 | 4.7 |
| 2016-17 | 36-5 | 169- 379 | .446 | 40-123 | .325 | 59-104 | .567 | 80 | 2.2 | 65 | 7 | 24 | 437 | 12.1 |
| 2017-18 | 29-13 | 149- 335 | .445 | 28- 98 | .286 | 41- 67 | .612 | 106 | 3.7 | 63 | 5 | 26 | 367 | 12.7 |
| TOTAL | 131-25 | 433-1071 | .404 | 102-376 | .271 | 168-283 | .594 | 279 | 2.1 | 200 | 19 | 70 | 1136 | 8.7 |

ALVIN JONES

Center • 6-11 • 265 • Lakeland, Fla.

- All-ACC first-team, 2001
- ACC All-Defensive Team, 1998-01
- Has Tech records for blocks in a game, season, career
- Second player in Tech annals with 1,000 pts/1,000 rebs
- Drafted by the Philadelphia 76ers



Career Statistics

| Year | G-GS | FG- FGA | Pct | 3P-3PA | Pct | FT-FTA | Pct | Reb | Avg | A | Bl | St | Pts | Avg |
|--------------|----------------|-----------------|-------------|-------------|-------------|----------------|-------------|-------------|------------|------------|------------|-----------|-------------|-------------|
| 1997-98 | 33-31 | 80- 161 | .497 | 0- 1 | .000 | 64-115 | .557 | 220 | 6.7 | 28 | 141 | 18 | 224 | 6.8 |
| 1998-99 | 31-28 | 145- 277 | .523 | 0- 0 | .000 | 105-201 | .522 | 302 | 9.7 | 53 | 107 | 18 | 395 | 12.7 |
| 1999-00 | 30-29 | 91- 205 | .444 | 0- 1 | .000 | 110-179 | .615 | 241 | 8.0 | 43 | 76 | 24 | 292 | 9.7 |
| 2000-01 | 30-30 | 134- 278 | .482 | 0- 2 | .000 | 133-223 | .596 | 312 | 10.4 | 46 | 101 | 28 | 401 | 13.4 |
| Total | 124-118 | 450- 921 | .489 | 0- 4 | .000 | 412-718 | .574 | 1075 | 8.7 | 170 | 425 | 88 | 1312 | 10.6 |

ROGER KAISER

Guard • 6-1 • 190 • Dale, Ind.

- Consensus first-team All-America in 1961
- First-team All-America in 1960
- SEC Player of the Year, 1961
- Two-time All-SEC, 1960-61
- #21 jersey retired, 1961
- Finished with Tech career records for points, average
- Georgia Tech Hall of Fame, 1966
- NCAA Silver Anniversary Award, 1986



Career Statistics

| Year | G | FG- FGA | Pct | 3P-3PA | Pct | FT-FTA | Pct | Reb | Avg | A | Bl | St | Pts | Avg |
|--------------|-----------|-----------------|-------------|----------|----------|----------------|-------------|------------|------------|----------|----------|----------|-------------|-------------|
| 1958-59 | 26 | 138- 342 | .404 | - | - | 106-127 | .835 | 182 | 7.0 | - | - | - | 382 | 14.7 |
| 1959-60 | 28 | 237- 503 | .471 | - | - | 164-190 | .863 | 154 | 5.5 | - | - | - | 638 | 22.8 |
| 1960-61 | 26 | 216- 517 | .418 | - | - | 176-203 | .867 | 106 | 4.1 | - | - | - | 608 | 23.4 |
| Total | 80 | 591-1362 | .434 | - | - | 446-520 | .858 | 442 | 5.5 | - | - | - | 1628 | 20.4 |

BOBBY KIMMEL

Guard • 6-3 • 175 • Panama City, Fla.

- All-SEC, 1956 and 1957
- Georgia Tech Hall of Fame, 1963



Career Statistics

| Year | G | FG- FGA | Pct | 3P-3PA | Pct | FT-FTA | Pct | Reb | Avg | A | Bl | St | Pts | Avg |
|--------------|-----------|-----------------|-------------|----------|----------|----------------|-------------|----------|----------|----------|----------|----------|-------------|-------------|
| 1954-55 | 25 | 119- 361 | .330 | - | - | 122-170 | .718 | - | - | - | - | - | 360 | 14.4 |
| 1955-56 | 23 | 137- 342 | .401 | - | - | 159-207 | .768 | 204 | 8.9 | - | - | - | 433 | 18.8 |
| 1956-57 | 26 | 125- 367 | .341 | - | - | 143-216 | .662 | 223 | 8.6 | - | - | - | 393 | 15.1 |
| Total | 98 | 381-1070 | .356 | - | - | 424-593 | .715 | - | - | - | - | - | 1363 | 13.9 |

BEN LAMMERS

Center • 6-10 • 234 • San Antonio, Texas

- All-ACC second-team and ACC Defensive Player of the Year in 2017
- ACC All-Defensive team in 2018
- Finished career 10th all-time at Tech in rebounds, 3rd in blocked shots




Career Statistics

| Year | G-GS | FG- FGA | Pct | 3P-3PA | Pct | FT-FTA | Pct | Reb | Avg | A | Bl | St | TP | Avg |
|--------------|---------------|-----------------|-------------|--------------|-------------|----------------|-------------|------------|------------|------------|------------|-----------|-------------|------------|
| 2014-15 | 19-0 | 9- 21 | .429 | 0- 0 | .000 | 4- 9 | .444 | 28 | 1.5 | 1 | 4 | 3 | 22 | 1.2 |
| 2015-16 | 36-0 | 57- 87 | .655 | 0- 0 | .000 | 17- 34 | .500 | 145 | 4.0 | 17 | 47 | 13 | 131 | 3.6 |
| 2016-17 | 37-37 | 214- 415 | .516 | 1- 2 | .500 | 98-133 | .737 | 342 | 9.2 | 78 | 125 | 43 | 527 | 14.2 |
| 2017-18 | 32-32 | 151- 327 | .462 | 2- 10 | .200 | 71- 95 | .747 | 259 | 8.1 | 54 | 78 | 39 | 375 | 11.7 |
| TOTAL | 124-69 | 431- 850 | .507 | 3- 12 | .250 | 190-271 | .701 | 774 | 6.2 | 150 | 254 | 98 | 1055 | 8.5 |

GANI LAWAL

Forward • 6-9 • 234 • Norcross, Ga.

- Third-team All-ACC, 2009, 2010
- Second-round pick (46th overall) in the 2010 NBA Draft (Phoenix)
- Finished career 31st on career scoring list, 12th in rebounds



Career Statistics

| Year | G-GS | FG- FGA | Pct | 3P-3PA | Pct | FT-FTA | Pct | Reb | Avg | A | Bl | St | TP | Avg |
|--------------|--------------|-----------------|-------------|-------------|-------------|----------------|-------------|------------|------------|-----------|------------|-----------|-------------|-------------|
| 2007-08 | 32-25 | 90- 158 | .570 | 0- 1 | .000 | 49- 99 | .495 | 113 | 3.5 | 9 | 32 | 12 | 229 | 7.2 |
| 2008-09 | 31-30 | 184- 331 | .556 | 0- 1 | .000 | 99-177 | .559 | 294 | 9.5 | 19 | 46 | 31 | 467 | 15.1 |
| 2009-10 | 36-36 | 172- 325 | .529 | 0- 1 | .000 | 127-222 | .572 | 305 | 8.5 | 15 | 49 | 16 | 471 | 13.1 |
| Total | 99-91 | 446- 814 | .548 | 0- 3 | .000 | 275-498 | .552 | 712 | 7.2 | 43 | 127 | 59 | 1167 | 11.8 |

MARVIN LEWIS

Guard • 6-4 • 205 • Germantown, Md.

- ACC All-Academic team, 2001, 2003, 2004
- ACC Post-Graduate Scholarship recipient
- Tied for most games played in Tech history
- 18th on career scoring list, 4th in three-point FG



Career Statistics

| Year | G-GS | FG- FGA | Pct | 3P-3PA | Pct | FT-FTA | Pct | Reb | Avg | A | Bl | St | TP | Avg |
|--------------|----------------|-----------------|-------------|----------------|-------------|----------------|-------------|------------|------------|------------|-----------|------------|-------------|-------------|
| 2000-01 | 30-29 | 88- 213 | .413 | 40-107 | .374 | 46- 53 | .868 | 134 | 4.5 | 44 | 3 | 28 | 262 | 8.7 |
| 2001-02 | 31-31 | 111- 272 | .408 | 54-138 | .391 | 63- 72 | .875 | 122 | 3.9 | 56 | 5 | 41 | 339 | 10.9 |
| 2002-03 | 31-28 | 127- 305 | .416 | 63-172 | .366 | 60- 73 | .822 | 108 | 3.5 | 67 | 5 | 27 | 377 | 12.2 |
| 2003-04 | 38-33 | 142- 323 | .440 | 82-206 | .398 | 52- 65 | .800 | 107 | 2.8 | 54 | 6 | 29 | 418 | 11.0 |
| Total | 130-121 | 468-1113 | .420 | 239-623 | .384 | 221-263 | .840 | 471 | 3.6 | 221 | 19 | 125 | 1396 | 10.7 |

CAREER STATISTICS OF TOP TECH PLAYERS

MALCOLM MACKEY

Center • 6-11 • 248 • Chattanooga, Tenn.

- All-ACC, 1991 (second team) & 1992 (third team)
- ACC All-Tournament, 1990 (3rd team) & 1992 (2nd)
- Tech's all-time leader in rebounds and games played
- First-round selection by Phoenix in 1993 NBA draft




Career Statistics

| Year | G-GS | FG- FGA | Pct | 3P-3PA | Pct | FT-FTA | Pct | Reb | Avg | A | Bl | St | Pts | Avg |
|--------------|----------------|-----------------|-------------|-------------|-------------|----------------|-------------|-------------|------------|------------|------------|-----------|-------------|-------------|
| 1989-90 | 35-33 | 114- 203 | .562 | 0- 0 | .000 | 26- 59 | .441 | 262 | 7.5 | 16 | 41 | 13 | 254 | 7.3 |
| 1990-91 | 30-30 | 190- 345 | .551 | 0- 1 | .000 | 80-134 | .597 | 321 | 10.7 | 30 | 54 | 16 | 460 | 15.3 |
| 1991-92 | 35-35 | 212- 388 | .546 | 0- 1 | .000 | 129-189 | .683 | 316 | 9.0 | 54 | 43 | 17 | 553 | 15.8 |
| 1992-93 | 30-29 | 193- 364 | .530 | 0- 1 | .000 | 83-130 | .638 | 306 | 10.2 | 41 | 61 | 14 | 469 | 15.6 |
| Total | 130-127 | 709-1300 | .545 | 0- 3 | .000 | 318-512 | .621 | 1205 | 9.3 | 141 | 199 | 60 | 1736 | 13.4 |

MICHAEL MADDOX

Forward • 6-9 • 226 • Atlanta, Ga.

- Three-year starter
- Member of 1996 ACC regular-season champions




Career Statistics

| Year | G-GS | FG- FGA | Pct | 3P-3PA | Pct | FT-FTA | Pct | Reb | Avg | A | Bl | St | Pts | Avg |
|--------------|----------------|-----------------|-------------|----------------|-------------|----------------|-------------|------------|------------|------------|-----------|------------|-------------|-------------|
| 1994-95 | 30-12 | 108- 238 | .454 | 26- 68 | .382 | 31- 54 | .574 | 135 | 4.5 | 36 | 19 | 27 | 273 | 9.1 |
| 1995-96 | 36-36 | 128- 257 | .498 | 29- 68 | .426 | 47- 72 | .653 | 168 | 4.7 | 41 | 28 | 16 | 332 | 9.2 |
| 1996-97 | 27-27 | 97- 241 | .402 | 30- 91 | .330 | 37- 59 | .627 | 163 | 6.0 | 38 | 13 | 24 | 261 | 9.7 |
| 1997-98 | 33-33 | 163- 343 | .475 | 48-126 | .381 | 63- 92 | .685 | 221 | 6.7 | 57 | 33 | 35 | 437 | 13.2 |
| Total | 126-108 | 496-1079 | .460 | 133-353 | .377 | 178-277 | .643 | 687 | 5.5 | 172 | 93 | 102 | 1303 | 10.3 |

STEPHON MARBURY

Guard • 6-3 • 180 • Brooklyn, N.Y.

- First-team All-ACC, ACC Rookie of the Year, 1996
- Third-team All-America, 1996
- Freshman All-America, 1996
- ACC All-Tournament, 1996
- Fourth pick in the 1996 NBA draft (Milwaukee, traded to Minnesota)



Career Statistics

| Year | G-GS | FG- FGA | Pct | 3P-3PA | Pct | FT-FTA | Pct | Reb | Avg | A | Bl | St | Pts | Avg |
|---------|-------|----------|------|--------|------|---------|------|-----|-----|-----|----|----|-----|------|
| 1995-96 | 36-35 | 235- 514 | .457 | 88-238 | .370 | 121-164 | .738 | 113 | 3.1 | 161 | 4 | 63 | 679 | 18.9 |

DANIEL MILLER

Center • 6-11 • 275 • Loganville, Ga.

- All-ACC (third team), 2014
- ACC All-Defensive team (2013, 2014)
- No. 2 all-time in blocked shots, No. 8 in career rebounds



Career Statistics

| Year | G-GS | FG- FGA | Pct | 3P-3PA | Pct | FT-FTA | Pct | Reb | Avg | A | Bl | St | Pts | Avg |
|--------------|----------------|-----------------|-------------|-------------|-------------|----------------|-------------|------------|------------|------------|------------|------------|-------------|------------|
| 2010-11 | 31-31 | 60- 121 | .496 | 0- 0 | .000 | 17- 46 | .370 | 154 | 5.0 | 19 | 67 | 31 | 137 | 4.4 |
| 2011-12 | 31-31 | 110- 221 | .498 | 0- 0 | .000 | 32- 42 | .762 | 203 | 6.5 | 46 | 75 | 29 | 252 | 8.1 |
| 2012-13 | 31-31 | 104- 203 | .512 | 0- 1 | .000 | 51- 70 | .729 | 206 | 6.6 | 67 | 64 | 27 | 259 | 8.4 |
| 2013-14 | 33-33 | 149- 258 | .578 | 0- 0 | .000 | 61- 99 | .616 | 258 | 7.8 | 51 | 80 | 38 | 359 | 10.9 |
| Total | 126-126 | 423- 803 | .527 | 0- 1 | .000 | 161-257 | .626 | 821 | 6.5 | 183 | 286 | 125 | 1007 | 8.0 |

ANTHONY MORROW

Guard • 6-5 • 215 • Charlotte, N.C.

- All-ACC (honorable mention), 2008
- Holds Tech record for career free throw percentage
- Finished 19th on Tech all-time points list, 3rd in three-point FG



Career Statistics

| Year | G-GS | FG- FGA | Pct | 3P-3PA | Pct | FT-FTA | Pct | Reb | Avg | A | Bl | St | Pts | Avg |
|--------------|---------------|-----------------|-------------|----------------|-------------|----------------|-------------|------------|------------|------------|-----------|-----------|-------------|-------------|
| 2004-05 | 31-0 | 61- 154 | .396 | 38-104 | .365 | 17- 19 | .895 | 59 | 1.9 | 11 | 8 | 14 | 177 | 5.7 |
| 2005-06 | 28-28 | 154- 348 | .443 | 78-182 | .429 | 63- 71 | .887 | 127 | 4.5 | 46 | 5 | 30 | 449 | 16.0 |
| 2006-07 | 32-10 | 104- 244 | .426 | 61-146 | .418 | 49- 58 | .845 | 87 | 2.7 | 28 | 3 | 19 | 318 | 9.9 |
| 2007-08 | 32-32 | 154- 336 | .458 | 81-181 | .448 | 67- 78 | .859 | 130 | 4.1 | 34 | 10 | 36 | 456 | 14.3 |
| Total | 123-70 | 473-1082 | .437 | 258-613 | .421 | 196-226 | .867 | 403 | 3.3 | 119 | 26 | 99 | 1400 | 11.4 |

CRAIG NEAL

Guard • 6-5 • 166 • Washington, Ind.

- All-ACC (third team), 1989
- Holds Tech records for assists in game and season
- ACC record 303 assists in 1988
- Drafted by Portland in 1989 NBA draft



Career Statistics

| Year | G-GS | FG- FGA | Pct | 3P-3PA | Pct | FT-FTA | Pct | Reb | Avg | A | Bl | St | Pts | Avg |
|--------------|---------------|-----------------|-------------|---------------|-------------|----------------|-------------|------------|------------|------------|-----------|------------|------------|------------|
| 1983-84 | 28-4 | 64- 136 | .471 | - | - | 23- 34 | .676 | 31 | 1.1 | 80 | 5 | 17 | 151 | 5.4 |
| 1984-85 | 4-0 | 4- 10 | .400 | - | - | 2- 4 | .500 | 3 | 0.8 | 9 | 0 | 1 | 10 | 2.5 |
| 1985-86 | 34-1 | 67- 156 | .429 | - | - | 58- 70 | .829 | 43 | 1.3 | 96 | 2 | 20 | 192 | 5.6 |
| 1986-87 | 29-16 | 74- 162 | .457 | 34- 82 | .415 | 36- 43 | .837 | 52 | 1.8 | 171 | 3 | 33 | 218 | 7.5 |
| 1987-88 | 32-30 | 80- 170 | .471 | 32- 88 | .364 | 55- 77 | .714 | 68 | 2.1 | 303 | 12 | 56 | 247 | 7.7 |
| Total | 127-51 | 289- 634 | .456 | 66-170 | .388 | 174-228 | .763 | 197 | 1.6 | 659 | 22 | 127 | 818 | 6.4 |

JIM NOLAN

Center • 6-8 • 210 • Macon, Ga.

- All-SEC Tournament, 1948; All-SEC, 1949
- Drafted by the Philadelphia Warriors
- Georgia Sports Hall of Fame, 1962
- Georgia Tech Hall of Fame, 1962



Career Statistics

| Year | G | FG- FGA | Pct | 3P-3PA | Pct | FT-FTA | Pct | Reb | Avg | A | Bl | St | Pts | Avg |
|--------------|-----------|-------------|----------|----------|----------|-------------|----------|----------|----------|----------|----------|----------|-------------|-------------|
| 1945-46 | 21 | - | - | - | - | - | - | - | - | - | - | - | - | - |
| 1946-47 | 20 | 58- | - | - | - | 36- | - | - | - | - | - | - | 152 | 7.6 |
| 1947-48 | 21 | 93- | - | - | - | 65- | - | - | - | - | - | - | 251 | 12.0 |
| 1948-49 | 24 | - | - | - | - | - | - | - | - | - | - | - | - | - |
| Total | 86 | 420- | - | - | - | 296- | - | - | - | - | - | - | 1136 | 13.2 |

JOSH OKOGIE

Guard • 6-4 • 213 • Snellville, Ga.

- Third-team All-ACC as a sophomore in 2018
- ACC All-Freshman team in 2017
- Only sixth sophomore in Tech history to surpass 1,000 career points



Career Statistics

| Year | G-GS | FG- FGA | Pct | 3P-3PA | Pct | FT-FTA | Pct | Reb | Avg | A | Bl | St | TP | Avg |
|--------------|--------------|-----------------|-------------|---------------|-------------|----------------|-------------|------------|------------|------------|-----------|-----------|-------------|-------------|
| 2016-17 | 37-37 | 194- 428 | .453 | 28- 73 | .384 | 180-241 | .747 | 201 | 5.4 | 61 | 27 | 48 | 596 | 16.1 |
| 2017-18 | 24-24 | 133- 320 | .416 | 38-100 | .380 | 133-162 | .821 | 150 | 6.3 | 59 | 23 | 42 | 437 | 18.2 |
| TOTAL | 61-61 | 327- 748 | .437 | 66-173 | .382 | 313-403 | .777 | 351 | 5.8 | 120 | 50 | 90 | 1033 | 16.9 |

BRIAN OLIVER

Guard • 6-4 • 211 • Smyrna, Ga.

- Second-team All-ACC, 1989 and 1990
- ACC Tournament MVP, 1990
- Second-round pick by Philadelphia, 1990 NBA draft
- Only Tech player with 1,000 points, 500 rebounds and 500 assists
- Georgia Tech Hall of Fame, 2000




Career Statistics

| Year | G-GS | FG- FGA | Pct | 3P-3PA | Pct | FT-FTA | Pct | Reb | Avg | A | Bl | St | Pts | Avg |
|--------------|----------------|-----------------|-------------|----------------|-------------|----------------|-------------|------------|------------|------------|----------|------------|-------------|-------------|
| 1986-87 | 29-15 | 72- 158 | .456 | 7- 18 | .389 | 54- 75 | .720 | 91 | 3.1 | 92 | 3 | 26 | 205 | 7.1 |
| 1987-88 | 32-32 | 157- 310 | .506 | 13- 38 | .342 | 76-102 | .745 | 139 | 4.3 | 112 | 0 | 42 | 403 | 12.6 |
| 1988-89 | 32-32 | 191- 345 | .554 | 28- 70 | .400 | 106-135 | .785 | 179 | 5.6 | 223 | 1 | 44 | 516 | 16.1 |
| 1989-90 | 34-34 | 260- 504 | .516 | 57-147 | .388 | 147-204 | .721 | 204 | 6.0 | 111 | 5 | 28 | 724 | 21.3 |
| Total | 127-113 | 680-1317 | .516 | 105-273 | .385 | 383-516 | .742 | 613 | 4.8 | 538 | 9 | 140 | 1848 | 14.6 |

ZACHERY PEACOCK

Forward • 6-8 • 235 • Miami, Fla.

- Finished career 41st on Georgia Tech career scoring list



Career Statistics

| Year | G-GS | FG- FGA | Pct | 3P-3PA | Pct | FT-FTA | Pct | Reb | Avg | A | Bl | St | Pts | Avg |
|--------------|---------------|-----------------|-------------|---------------|-------------|----------------|-------------|------------|------------|------------|-----------|------------|-------------|------------|
| 2006-07 | 30-9 | 63- 131 | .481 | 11- 38 | .289 | 27- 48 | .563 | 88 | 2.9 | 20 | 8 | 18 | 164 | 5.5 |
| 2007-08 | 27-0 | 99- 197 | .503 | 12- 40 | .300 | 58- 72 | .806 | 106 | 3.9 | 27 | 12 | 24 | 268 | 9.9 |
| 2008-09 | 30-30 | 108- 237 | .456 | 6- 15 | .400 | 55- 75 | .733 | 144 | 4.8 | 28 | 21 | 32 | 277 | 9.2 |
| 2009-10 | 35-1 | 114- 239 | .477 | 19- 51 | .373 | 53- 67 | .791 | 143 | 4.1 | 34 | 10 | 36 | 300 | 8.6 |
| Total | 122-40 | 384- 804 | .478 | 48-144 | .333 | 193-262 | .737 | 481 | 3.9 | 109 | 51 | 110 | 1009 | 8.3 |

MARK PRICE

Guard • 6-1 • 174 • Enid, Okla.

- Three-time All-America (first-team in 1985)
- Four-time all-ACC selection (first-team, 1984-85-86)
- Finalist for Wooden and Naismith awards, 1986
- ACC Player of the Year, 1985
- Everett Case Award (ACC Tournament MVP), 1985
- ACC Rookie of the Year, 1983
- #25 jersey retired, March 2, 1986; #25 jersey also retired by Cleveland Cavaliers
- Georgia Sports Hall of Fame, 2005; Georgia Tech Hall of Fame, 1991
- Second-round pick by Dallas in 1986 (traded to CLE)



Career Statistics

| Year | G-GS | FG- FGA | Pct | 3P-3PA | Pct | FT-FTA | Pct | Reb | Avg | A | Bl | St | Pts | Avg |
|--------------|----------------|-----------------|-------------|---------------|-------------|----------------|-------------|------------|------------|------------|-----------|------------|-------------|-------------|
| 1982-83 | 28-28 | 201- 462 | .435 | 73-166 | .440 | 93-106 | .877 | 105 | 3.8 | 91 | 4 | 55 | 568 | 20.3 |
| 1983-84 | 29-29 | 191- 375 | .509 | - | - | 70- 85 | .824 | 61 | 2.1 | 121 | 0 | 55 | 452 | 15.6 |
| 1984-85 | 35-35 | 223- 462 | .483 | - | - | 137-163 | .840 | 71 | 2.0 | 150 | 2 | 66 | 583 | 16.7 |
| 1985-86 | 34-34 | 233- 441 | .528 | - | - | 124-145 | .855 | 94 | 2.8 | 148 | 5 | 64 | 590 | 17.4 |
| Total | 126-126 | 848-1740 | .487 | 73-166 | .440 | 424-499 | .850 | 331 | 2.6 | 510 | 11 | 240 | 2193 | 17.4 |

CAREER STATISTICS OF TOP TECH PLAYERS

TERRY RANDALL

Guard • 5-10 • 165 • Columbia, Ky.

- All-SEC, 1958 and 1959
- Georgia Tech Hall of Fame, 1970



Career Statistics

| Year | G | FG- FGA | Pct | 3P-3PA | Pct | FT-FTA | Pct | Reb | Avg | A | Bl | St | Pts | Avg |
|---------|----|----------|------|--------|-----|---------|------|-----|-----|---|----|----|------|------|
| 1956-57 | 26 | 153- 346 | .442 | - | - | 112-135 | .830 | 132 | 5.1 | - | - | - | 418 | 16.1 |
| 1957-58 | 25 | 157- 387 | .406 | - | - | 94-123 | .764 | 142 | 5.7 | - | - | - | 408 | 16.3 |
| 1958-59 | 26 | 138- 324 | .426 | - | - | 87-110 | .791 | 131 | 5.0 | - | - | - | 363 | 14.0 |
| Total | 77 | 448-1057 | .424 | - | - | 293-368 | .796 | 405 | 5.3 | - | - | - | 1189 | 15.4 |

JOHN SALLEY

Forward-Center • 7-0 • 231 • Brooklyn, N.Y.

- Second-team All-America, 1986
- Second-team All-ACC, 1985 & 1986
- #22 jersey retired, March 2, 1986
- Georgia Tech Hall of Fame, 1991
- 11th pick in the 1986 NBA draft (New Jersey)
- Part of four NBA championship teams in his professional career




Career Statistics

| Year | G-GS | FG- FGA | Pct | 3P-3PA | Pct | FT-FTA | Pct | Reb | Avg | A | Bl | St | Pts | Avg |
|---------|---------|----------|------|--------|------|---------|------|-----|-----|-----|-----|----|------|------|
| 1982-83 | 27-27 | 104- 207 | .502 | 0- 0 | .000 | 102-160 | .638 | 153 | 5.7 | 36 | 35 | 18 | 310 | 11.5 |
| 1983-84 | 29-29 | 126- 214 | .589 | - | - | 89-132 | .674 | 167 | 5.8 | 73 | 67 | 22 | 341 | 11.8 |
| 1984-85 | 35-35 | 193- 308 | .627 | - | - | 105-165 | .636 | 250 | 7.1 | 93 | 82 | 29 | 491 | 14.0 |
| 1985-86 | 34-34 | 172- 284 | .606 | - | - | 101-170 | .594 | 228 | 6.7 | 117 | 59 | 28 | 445 | 13.1 |
| Total | 125-125 | 595-1013 | .587 | 0- 0 | .000 | 397-627 | .633 | 798 | 6.4 | 319 | 243 | 97 | 1587 | 12.7 |

DENNIS SCOTT

Forward • 6-8 • 229 • Reston, Va.

- First-team All-America, National Player of the Year, 1990
- Two-time All-ACC, 1989 (3rd) & 1990 (1st)
- ACC Player of the Year, 1990
- ACC Rookie of the Year, 1988
- Holds Tech records for 3-pt FG in game, season & career
- Scored ACC-record 970 points in 1990
- Fourth pick in 1990 NBA draft by Orlando Magic
- Georgia Tech Hall of Fame, 2001



Career Statistics

| Year | G-GS | FG- FGA | Pct | 3P-3PA | Pct | FT-FTA | Pct | Reb | Avg | A | Bl | St | Pts | Avg |
|---------|-------|----------|------|---------|------|---------|------|-----|-----|-----|----|-----|------|------|
| 1987-88 | 32-31 | 181- 411 | .440 | 98-208 | .471 | 36- 55 | .655 | 161 | 5.0 | 116 | 11 | 43 | 496 | 15.5 |
| 1988-89 | 32-32 | 227- 512 | .443 | 116-292 | .397 | 79- 97 | .814 | 131 | 4.1 | 98 | 7 | 45 | 649 | 20.3 |
| 1989-90 | 35-35 | 336- 722 | .465 | 137-331 | .414 | 161-203 | .793 | 231 | 6.6 | 71 | 33 | 62 | 970 | 27.7 |
| Total | 99-98 | 744-1645 | .452 | 351-831 | .422 | 276-355 | .777 | 523 | 5.3 | 285 | 51 | 150 | 2115 | 21.4 |

IMAN SHUMPERT

Guard • 6-5 • 212 • Oak Park, Ill.

- Second-team All-ACC, 2011
- ACC All-Defensive Team, 2011
- ACC All-Tournament (2nd team), 2010
- 17th pick in 2011 NBA draft by New York Knicks



Career Statistics

| Year | G-GS | FG- FGA | Pct | 3P-3PA | Pct | FT-FTA | Pct | Reb | Avg | A | Bl | St | Pts | Avg |
|---------|-------|----------|------|---------|------|---------|------|-----|-----|-----|----|-----|------|------|
| 2008-09 | 31-31 | 106- 271 | .391 | 32-102 | .314 | 86-131 | .656 | 121 | 3.9 | 154 | 6 | 64 | 330 | 10.6 |
| 2009-10 | 30-29 | 104- 270 | .385 | 37-111 | .333 | 54- 75 | .720 | 108 | 3.6 | 120 | 5 | 58 | 299 | 10.0 |
| 2010-11 | 31-31 | 177- 436 | .406 | 42-151 | .278 | 141-175 | .806 | 184 | 5.9 | 108 | 6 | 85 | 537 | 17.3 |
| Total | 92-91 | 387- 977 | .396 | 111-364 | .305 | 281-381 | .738 | 413 | 4.5 | 382 | 17 | 207 | 1166 | 12.7 |

PETE SILAS

Forward • 6-6 • 180 • Miami, Fla.

- All-SEC, 1951 (3rd) & 1953 (1st)
- 1955 Pan-Am Games, Gold Medal
- Drafted by Minneapolis Lakers
- NCAA Silver Anniversary Award, 1978



Career Statistics

| Year | G | FG- FGA | Pct | 3P-3PA | Pct | FT-FTA | Pct | Reb | Avg | A | Bl | St | Pts | Avg |
|---------|----|----------|------|--------|-----|--------|------|-----|-----|---|----|----|------|------|
| 1950-51 | 27 | 121- | - | - | - | 75-109 | .688 | - | - | - | - | - | 317 | 11.6 |
| 1951-52 | 23 | 156- | - | - | - | 81- | - | - | - | - | - | - | 393 | 17.8 |
| 1952-53 | 22 | 144- 432 | .333 | - | - | 86-131 | .656 | - | - | - | - | - | 374 | 17.0 |
| Total | 72 | 421- | - | - | - | 242- | - | - | - | - | - | - | 1084 | 15.1 |

BROOK STEPPE

Guard • 6-5 • 190 • Atlanta, Ga.

- Tech's first All-ACC player in 1982 (second team)
- First-round NBA pick in 1983 by Kansas City




Career Statistics

| Year | G-GS | FG- FGA | Pct | 3P-3PA | Pct | FT-FTA | Pct | Reb | Avg | A | Bl | St | Pts | Avg |
|---------|-------|----------|------|--------|-----|---------|------|-----|-----|-----|----|----|------|------|
| 1978-79 | 26 | 57- 113 | .504 | - | - | 55- 67 | .821 | 35 | 1.3 | 21 | 3 | 16 | 169 | 6.5 |
| 1979-80 | 26 | 178- 352 | .506 | - | - | 135-168 | .804 | 111 | 4.3 | 64 | 4 | 27 | 491 | 18.9 |
| 1981-82 | 25-24 | 175- 329 | .532 | - | - | 95-129 | .736 | 136 | 5.4 | 49 | 10 | 26 | 445 | 17.8 |
| Total | 77 | 410- 794 | .516 | - | - | 285-364 | .783 | 282 | 3.7 | 134 | 17 | 69 | 1105 | 14.4 |

JIM THORNE

Guard • 6-2 • 175 • Cuyahoga Falls, Ohio

- Finished career as Tech's all-time assists leader
- Georgia Tech Hall of Fame, 1979




Career Statistics

| Year | G | FG- FGA | Pct | 3P-3PA | Pct | FT-FTA | Pct | Reb | Avg | A | Bl | St | Pts | Avg |
|---------|----|----------|------|--------|-----|---------|------|-----|-----|-----|----|----|-----|------|
| 1968-69 | 24 | 49- 156 | .314 | - | - | 55- 70 | .786 | 94 | 3.9 | 88 | - | - | 153 | 6.4 |
| 1969-70 | 27 | 97- 182 | .533 | - | - | 85-109 | .780 | 95 | 3.5 | 163 | - | - | 279 | 10.3 |
| 1970-71 | 30 | 160- 333 | .480 | - | - | 77-108 | .713 | 112 | 5.5 | 160 | - | - | 397 | 13.2 |
| Total | 81 | 306- 671 | .456 | - | - | 217-287 | .756 | 301 | 3.7 | 411 | - | - | 829 | 10.2 |

PHIL WAGNER

Guard • 6-2 • 187 • Cynthiana, Ky.

- Drafted by Atlanta Hawks, 1968
- Georgia Tech Hall of Fame, 1973



Career Statistics

| Year | G | FG- FGA | Pct | 3P-3PA | Pct | FT-FTA | Pct | Reb | Avg | A | Bl | St | Pts | Avg |
|---------|----|----------|------|--------|-----|---------|------|-----|-----|-----|----|----|------|------|
| 1965-66 | 26 | 145- 304 | .477 | - | - | 97-123 | .789 | 92 | 3.5 | 99 | - | - | 387 | 14.9 |
| 1966-67 | 21 | 164- 291 | .564 | - | - | 82-104 | .788 | 106 | 5.0 | 88 | - | - | 410 | 19.5 |
| 1967-68 | 20 | 140- 292 | .479 | - | - | 112-137 | .818 | 132 | 6.6 | 78 | - | - | 392 | 19.6 |
| Total | 67 | 449- 887 | .506 | - | - | 291-364 | .799 | 330 | 4.9 | 265 | - | - | 1189 | 17.7 |

JIM WOOD

Center • 6-8 • 210 • Steubenville, Ohio

- All-Metro, 1977 (second team)
- Georgia Tech Hall of Fame, 1985



Career Statistics

| Year | G | FG- FGA | Pct | 3P-3PA | Pct | FT-FTA | Pct | Reb | Avg | A | Bl | St | Pts | Avg |
|---------|-----|----------|------|--------|-----|---------|------|-----|-----|-----|----|----|------|------|
| 1973-74 | 25 | 119- 257 | .463 | - | - | 40- 58 | .690 | 138 | 5.5 | 18 | - | - | 278 | 11.1 |
| 1974-75 | 26 | 167- 327 | .511 | - | - | 55- 78 | .705 | 249 | 9.6 | 23 | - | - | 389 | 15.0 |
| 1975-76 | 27 | 165- 334 | .494 | - | - | 68- 94 | .723 | 166 | 6.1 | 31 | - | - | 398 | 14.7 |
| 1976-77 | 28 | 151- 313 | .482 | - | - | 92-124 | .742 | 187 | 6.7 | 28 | - | - | 394 | 14.1 |
| Totals | 106 | 602-1231 | .489 | - | - | 255-354 | .720 | 740 | 7.0 | 100 | - | - | 1459 | 13.8 |

RICH YUNKUS

Forward-Center • 6-9 • 215 • Benton, Ill.

- Second-team All-America, 1971; third-team, 1970
- Sixth in the nation in scoring in 1970
- Tech's all-time leader in points & scoring avg.
- Three-time Academic All-America, 1969-71
- #40 jersey retired, 1971
- Georgia Tech Hall of Fame, 1976



Career Statistics

| Year | G | FG- FGA | Pct | 3P-3PA | Pct | FT-FTA | Pct | Reb | Avg | A | Bl | St | Pts | Avg |
|---------|----|----------|------|--------|-----|---------|------|-----|------|-----|----|----|------|------|
| 1968-69 | 25 | 243- 465 | .523 | - | - | 117-156 | .750 | 276 | 11.0 | 31 | - | - | 603 | 24.1 |
| 1969-70 | 27 | 317- 568 | .558 | - | - | 180-217 | .829 | 323 | 12.0 | 60 | - | - | 814 | 30.1 |
| 1970-71 | 32 | 314- 691 | .454 | - | - | 187-241 | .776 | 356 | 11.1 | 50 | - | - | 815 | 25.5 |
| Total | 84 | 874-1724 | .507 | - | - | 484-614 | .788 | 955 | 11.4 | 141 | - | - | 2232 | 26.6 |

Note: The players who appear on these pages either were named to an all-conference team during their Tech careers, or finished with at least 1,000 career points.

CAREER TOTALS OF ALL TECH PLAYERS SINCE 1979-80

| Years | Name | G | MP | FG- | FGA | Pct | 3P-3PA | Pct | FT-FTA | Pct | O- D | Reb | Avg | A | TO | Bl | St | Pts | Avg |
|---------|----------------------|-----|------|-----------|------|---------|---------|----------|----------|----------|----------|-----|-----|------|-----|------|------|------|------|
| 1984-85 | Adams, Bud | 3 | 12 | 0- | 1 | .000 | 0- 0 | .000 | 4- 6 | .667 | 0- 0 | 0 | 0.0 | 0 | 0 | 1 | 0 | 4 | 1.3 |
| 2006-09 | Aminu, Alade | 105 | 1786 | 300- | 563 | .533 | 0- 1 | .000 | 113- 189 | .598 | 173- 305 | 478 | 4.6 | 53 | 118 | 105 | 66 | 713 | 6.8 |
| 1989-91 | Anderson, Kenny | 65 | 2488 | 561- | 1185 | .43 | 113-302 | .374 | 262- 333 | .787 | 113- 251 | 364 | 5.6 | 454 | 252 | 5 | 168 | 1497 | 23.0 |
| 2007-09 | Anderson, Ty | 10 | 27 | 3- 8 | .375 | 0- 3 | .000 | 0- 2 | .000 | 3- 1 | 4 | 0.4 | 0 | 3 | 0 | 1 | 6 | 0.6 | |
| 1998-02 | Akins, Tony | 122 | 3969 | 529- | 1369 | .386 | 301-812 | .371 | 299- 396 | .755 | 80- 355 | 435 | 3.6 | 561 | 404 | 3 | 173 | 1658 | 13.6 |
| 1996-01 | Babul, Jon | 100 | 2153 | 140- | 382 | .366 | 15- 67 | .223 | 133- 207 | .643 | 188- 214 | 402 | 4.0 | 108 | 137 | 38 | 48 | 428 | 4.3 |
| 1990-94 | Balanis, Rod | 34 | 95 | 13- 31 | .419 | 1- 9 | .111 | 7- 9 | .778 | 5- 11 | 16 | 0.5 | 11 | 11 | 1 | 0 | 34 | 1.0 | |
| 1993-95 | Barbic, Yann | 23 | 152 | 19- 48 | .396 | 5- 19 | .263 | 8- 13 | .615 | 12- 17 | 29 | 1.3 | 16 | 26 | 0 | 7 | 51 | 2.2 | |
| 1989-94 | Barnes, Darryl | 63 | 365 | 37- 84 | .440 | 0- 0 | .000 | 13- 26 | .500 | 21- 58 | 79 | 1.3 | 10 | 23 | 33 | 4 | 87 | 1.4 | |
| 1992-96 | Barry, Drew | 117 | 3910 | 409- | 915 | .447 | 179-485 | .369 | 256- 329 | .778 | 76- 406 | 482 | 4.1 | 724 | 366 | 41 | 193 | 1253 | 10.7 |
| 1990-92 | Barry, Jon | 65 | 2319 | 381- 873 | .436 | 176-474 | .371 | 142- 201 | .706 | 63- 199 | 262 | 4.0 | 317 | 188 | 24 | 124 | 1080 | 16.6 | |
| 2006-10 | Bell, D'Andre | 124 | 2349 | 214- | 505 | .424 | 33-101 | .327 | 121- 165 | .733 | 73- 159 | 232 | 1.9 | 163 | 171 | 31 | 123 | 582 | 4.7 |
| 1991-95 | Best, Travis | 124 | 4504 | 703- | 1540 | .456 | 258-656 | .393 | 393- 486 | .809 | 66- 316 | 382 | 3.1 | 692 | 324 | 15 | 217 | 2057 | 16.6 |
| 1987-88 | Boisvert, Dave | 9 | 27 | 4- 10 | .400 | 0- 0 | .000 | 0- 3 | .000 | 0- 12 | 12 | 1.3 | 4 | 0 | 0 | 1 | 8 | 0.9 | |
| 2012-15 | Bolden, Chris | 86 | 1997 | 209- | 591 | .354 | 97-312 | .311 | 45- 67 | .672 | 24- 60 | 184 | 2.1 | 102 | 100 | 10 | 59 | 560 | 6.5 |
| 2002-03 | Bosh, Chris | 31 | 960 | 168- 300 | .560 | 22- 46 | .478 | 127- 174 | .730 | 95- 183 | 278 | 9.0 | 38 | 72 | 67 | 30 | 485 | 15.6 | |
| 1981-83 | Bradford, Maurice | 51 | 582 | 147- 310 | .474 | 0- 1 | .000 | 89- 158 | .563 | - - | 214 | 4.2 | 96 | 78 | 10 | 23 | 383 | 7.5 | |
| 1994-97 | Brennan, Bryan | 31 | 49 | 6- 24 | .250 | 2- 8 | .250 | 5- 8 | .625 | 3- 4 | 7 | 0.2 | 3 | 3 | 0 | 5 | 19 | 0.6 | |
| 1988-89 | Brittian, Maurice | 32 | 653 | 60- 97 | .619 | 0- 0 | .000 | 23- 31 | .742 | - - | 146 | 4.6 | 43 | 0 | 16 | 10 | 143 | 4.5 | |
| 2001-04 | Brooks, Robert | 111 | 1287 | 100- 217 | .461 | 0- 0 | .000 | 44- 74 | .594 | 97- 191 | 288 | 2.6 | 56 | 78 | 52 | 55 | 244 | 2.2 | |
| 1988-90 | Brown, Karl | 67 | 1643 | 64- 187 | .342 | 18- 62 | .290 | 90- 133 | .677 | 14- 97 | 111 | 1.7 | 233 | 47 | 3 | 69 | 236 | 3.5 | |
| 2004-05 | Bynum, Will | 62 | 1489 | 220- 545 | .404 | 83-255 | .325 | 165- 216 | .764 | 28- 117 | 145 | 2.3 | 154 | 132 | 1 | 60 | 688 | 11.1 | |
| 1981-84 | Byrd, Anthony | 79 | 920 | 248- 481 | .516 | 23- 57 | .000 | 96- 125 | .768 | - - | 169 | 2.1 | 85 | 35 | 7 | 65 | 615 | 7.8 | |
| 2006-09 | Cage, Gary | 10 | 33 | 1- 3 | .333 | 1- 2 | .500 | 2- 3 | .667 | 0- 1 | 1 | 0.1 | 5 | 3 | 0 | 1 | 5 | 0.5 | |
| 1985-86 | Carr, Michael | 7 | 22 | 3- 6 | .500 | 0- 0 | .000 | 1- 2 | .500 | 0- 3 | 3 | 0.6 | 1 | 0 | 0 | 0 | 7 | 1.4 | |
| 2013-14 | Carter, Jr., Robert | 54 | 1433 | 221- 485 | .456 | 32-117 | .274 | 95- 149 | .638 | 103- 298 | 401 | 7.4 | 56 | 91 | 57 | 39 | 569 | 10.5 | |
| 1996-97 | Cassidy, Omar | 7 | 24 | 0- 2 | .000 | 0- 2 | .000 | 0- 1 | .000 | 0- 0 | 0 | 0.0 | 6 | 4 | 0 | 2 | 0 | 0.0 | |
| 2007-08 | Causey, Matt | 30 | 538 | 72- 121 | .421 | 36- 85 | .424 | 37- 49 | .755 | 8- 37 | 45 | 1.5 | 111 | 72 | 1 | 29 | 217 | 7.2 | |
| 1987-88 | Christian, Michael | 9 | 159 | 15- 42 | .357 | 7- 13 | .538 | 4- 7 | .571 | - - | 22 | 2.4 | 25 | 0 | 2 | 3 | 41 | 4.6 | |
| 2006-09 | Clinch, Lewis | 93 | 2420 | 377- 928 | .406 | 176-481 | .366 | 118- 177 | .667 | 71- 167 | 238 | 2.6 | 175 | 191 | 9 | 66 | 1048 | 11.3 | |
| 1980-82 | Cole, Dave | 28 | 164 | 21- 47 | .447 | 0- 0 | .000 | 22- 38 | .579 | - - | 44 | 1.6 | 2 | 27 | 4 | 2 | 64 | 2.3 | |
| 1998-00 | Collier, Jason | 55 | 1824 | 331- 723 | .458 | 63-174 | .362 | 214- 294 | .728 | 129- 329 | 458 | 8.3 | 85 | 184 | 67 | 38 | 939 | 17.1 | |
| 2014-15 | Cox, Demarco | 31 | 826 | 116- 229 | .507 | 0- 0 | .000 | 40- 81 | .494 | 76- 112 | 188 | 6.1 | 19 | 44 | 28 | 14 | 272 | 8.8 | |
| 2009-12 | Craig, Derek | 23 | 80 | 8- 26 | .308 | 3- 17 | .176 | 2- 10 | 1.000 | 1- 8 | 9 | 0.4 | 6 | 8 | 0 | 4 | 21 | 0.9 | |
| 2006-07 | Crittendon, Javaris | 32 | 1003 | 158- 351 | .450 | 36-101 | .356 | 108- 138 | .783 | 28- 91 | 119 | 3.7 | 184 | 124 | 2 | 65 | 460 | 14.4 | |
| 1997-98 | Culbreth, Bert | 5 | 19 | 2- 9 | .222 | 1- 6 | .167 | 0- 0 | .000 | 0- 3 | 3 | 0.6 | 0 | 1 | 1 | 0 | 5 | 1.0 | |
| 1983-87 | Dalrymple, Bruce | 126 | 4331 | 614- 1269 | .484 | 12- 45 | .267 | 348- 488 | .713 | - - | 744 | 5.9 | 446 | - 13 | 227 | 1588 | 12.6 | | |
| 2005-07 | Dickey, Ra'Sean | 89 | 1806 | 301- 501 | .601 | 1- 4 | .250 | 172- 247 | .696 | 149- 304 | 453 | 5.1 | 52 | 183 | 96 | 60 | 775 | 8.7 | |
| 2008-09 | Dieng, Bassirou | 9 | 58 | 4- 5 | .800 | 1- 1 | 1.000 | 2- 5 | .400 | 3- 9 | 12 | 1.3 | 1 | 6 | 3 | 1 | 11 | 1.2 | |
| 1988-91 | Domalik, Brian | 57 | 409 | 28- 88 | .318 | 22- 64 | .344 | 15- 29 | .517 | 7- 17 | 24 | 0.4 | 43 | 34 | 0 | 8 | 93 | 1.6 | |
| 2002-05 | Elder, B.J. | 122 | 3130 | 587- 1376 | .427 | 222-600 | .370 | 220- 293 | .751 | 127- 176 | 303 | 2.5 | 196 | 216 | 12 | 106 | 1616 | 13.2 | |
| 1993-97 | Elisma, Eddie | 122 | 3200 | 368- 669 | .550 | 2- 5 | .400 | 166- 281 | .591 | 342- 423 | 765 | 6.3 | 91 | 182 | 180 | 90 | 904 | 7.4 | |
| 2001-03 | Ewing, David | 13 | 17 | 2- 4 | .500 | 0- 0 | .000 | 0- 0 | .000 | 0- 4 | 4 | 0.3 | 0 | 1 | 0 | 0 | 4 | 0.3 | |
| 2009-10 | Favors, Derrick | 36 | 989 | 179- 293 | .611 | 0- 1 | .000 | 90- 143 | .629 | 108- 195 | 303 | 8.4 | 37 | 90 | 74 | 32 | 448 | 12.4 | |
| 2007-08 | Faye, Mouhammad | 35 | 416 | 51- 131 | .389 | 10- 45 | .222 | 17- 36 | .472 | 35- 51 | 86 | 2.5 | 26 | 42 | 14 | 21 | 129 | 3.7 | |
| 1999-01 | Fein, Shaun | 60 | 1792 | 249- 449 | .554 | 140-368 | .380 | 86- 126 | .683 | 41- 149 | 190 | 3.2 | 168 | 101 | 7 | 57 | 718 | 12.0 | |
| 1984-88 | Ferrell, Duane | 127 | 3999 | 720- 1340 | .537 | 10- 29 | .345 | 368- 502 | .733 | - - | 680 | 5.4 | 289 | 0 | 52 | 119 | 1818 | 14.3 | |
| 1996-00 | Floyd, Jason | 121 | 2808 | 363- 932 | .389 | 169-522 | .324 | 120- 155 | .774 | 152- 225 | 377 | 3.1 | 150 | 184 | 34 | 79 | 1015 | 8.4 | |
| 1984-87 | Ford, Antoine | 98 | 1375 | 109- 239 | .456 | 0- 0 | .000 | 63- 96 | .656 | - - | 276 | 2.8 | 50 | 0 | 87 | 18 | 281 | 2.9 | |
| 2009-12 | Foreman, Nick | 106 | 928 | 49- 115 | .426 | 19- 49 | .388 | 27- 39 | .692 | 38- 58 | 96 | 0.9 | 34 | 25 | 10 | 32 | 144 | 1.4 | |
| 1991-95 | Forrest, James | 114 | 3775 | 812- 1614 | .503 | 3- 18 | .167 | 351- 507 | .692 | 268- 578 | 846 | 7.4 | 181 | 236 | 88 | 115 | 1978 | 17.4 | |
| 2005-06 | Fredrick, Zam | 47 | 934 | 121- 310 | .390 | 33-105 | .314 | 54- 75 | .720 | 17- 66 | 83 | 1.8 | 125 | 107 | 3 | 28 | 329 | 7.0 | |
| 1990-93 | Gaddy, James | 17 | 43 | 6- 19 | .316 | 1- 2 | .500 | 0- 0 | .000 | 5- 4 | 9 | 0.5 | 7 | 4 | 0 | 3 | 13 | 0.8 | |
| 1981-82 | Gardner, Scott | 11 | - | 2- 5 | .400 | 0- 0 | .000 | 0- 3 | .000 | 0- 3 | 3 | 0.3 | 0 | 2 | 0 | 0 | 4 | 0.4 | |
| 1995-96 | Gaston, Juan | 35 | 351 | 50- 110 | .455 | 5- 16 | .313 | 22- 38 | .579 | 35- 43 | 78 | 2.2 | 12 | 18 | 3 | 21 | 127 | 3.6 | |
| 1990-92 | Geiger, Matt | 62 | 1683 | 295- 507 | .582 | 0- 5 | .000 | 133- 192 | .693 | 164- 262 | 426 | 6.9 | 63 | 122 | 94 | 30 | 723 | 11.7 | |
| 1990-91 | Gemberling, Brian | 4 | 8 | 3- 7 | .429 | 0- 1 | .000 | 0- 0 | .000 | 2- 3 | 5 | 1.3 | 0 | 1 | 0 | 0 | 6 | 1.5 | |
| 2012-16 | Georges-Hunt, Marcus | 130 | 4147 | 569- 1314 | .433 | 122-371 | .329 | 468- 625 | .749 | 200- 380 | 580 | 4.5 | 287 | 221 | 28 | 121 | 1728 | 13.3 | |
| 1997-98 | Glover, Dion | 33 | 1163 | 222- 503 | .441 | 45-166 | .271 | 119- 186 | .640 | 73- 93 | 166 | 5.0 | 86 | 119 | 8 | 70 | 608 | 18.4 | |
| 2013-14 | Golden, Trae | 31 | 944 | 123- 310 | .397 | 46-142 | .324 | 119- 152 | .783 | 14- 66 | 80 | 2.6 | 97 | 62 | 2 | 14 | 411 | 13.3 | |
| 1980-82 | Goza, Lee | 53 | 828 | 176- 284 | .620 | 0- 0 | .000 | 94- 144 | .653 | - - | 285 | 5.4 | 52 | 134 | 20 | 12 | 446 | 8.4 | |
| 1979-81 | Hall, Fred | 41 | 859 | 147- 365 | .403 | 0- 0 | .000 | 54- 86 | .628 | - - | 117 | 2.9 | 29 | 86 | 8 | 23 | 348 | 8.5 | |
| 1985-89 | Hammonds, Tom | 123 | 4387 | 853- 1506 | .566 | 1- 3 | .333 | 374- 467 | .801 | - - | 885 | 7.2 | 169 | 0 | 72 | 59 | 2081 | 16.9 | |
| 1991-95 | Harlicka, Todd | 45 | 116 | 10- 45 | .222 | 5- 27 | .185 | 4- 4 | 1.000 | 7- 6 | 13 | 0.3 | 8 | 17 | 2 | 13 | 29 | 0.7 | |
| 1994-98 | Harping, Matt | 124 | 4506 | 753- 1621 | .465 | 211-585 | .361 | 508- 675 | .753 | 395- 602 | 997 | 8.0 | 289 | 356 | 29 | 178 | 2225 | 17.9 | |
| 2000-01 | Harping, Patrick | 8 | 14 | 1- 7 | .143 | 1- 2 | .500 | 0- 0 | .000 | 1- 1 | 2 | 0.2 | 0 | 1 | 0 | 1 | 3 | 0.4 | |
| 2016-17 | Harris, Norman | 3 | 6 | 1- 4 | .250 | 0- 0 | .000 | 0- 0 | .000 | 1- 0 | 1 | 0.3 | 0 | 1 | 0 | 0 | 2 | 0.7 | |
| 1982-84 | Harvey, Tim | 55 | 1018 | 87- 193 | .451 | 2- 2 | 1.000 | 70- 116 | .603 | - - | 187 | 3.4 | 54 | 0 | 31 | 13 | 246 | 4.5 | |
| 2014-17 | Heath, Josh | 98 | 2218 | 145- 364 | .398 | 19- 73 | .260 | 91- 127 | .717 | 33- 134 | 167 | 1.7 | 322 | 153 | 11 | 78 | 400 | 4.1 | |
| 2013-17 | Heyward, Corey | 96 | 1395 | 41- 136 | .301 | 19- 60 | .317 | 33- 58 | .569 | 30- 101 | 131 | 1.4 | 93 | 54 | 7 | 53 | 134 | 1.4 | |
| 2011-12 | Hicks, Nate | 47 | 402 | 28- 51 | .549 | 0- 0 | .000 | 9- 23 | .391 | 39- 59 | 98 | 2.1 | 7 | 19 | 28 | 3 | 65 | 1.4 | |
| 1990-93 | Hill, Bryan | 94 | 1908 | 174- 398 | .437 | 47-118 | .398 | 79- 144 | .549 | 77- 139 | 216 | | | | | | | | |

CAREER TOTALS OF ALL TECH PLAYERS SINCE 1979-80

Individual/Team Success Records

ACC Tournament Wins

| | | | |
|-------------------|-----------------|---------|---|
| 1. | Malcolm Mackey | 1989-93 | 7 |
| 2. | Jack Mansell | 1982-86 | 6 |
| | John Salley | 1982-86 | 6 |
| | Mark Price | 1982-86 | 6 |
| 5. | Bruce Dairymple | 1983-87 | 5 |
| | Duane Ferrell | 1984-88 | 5 |
| | Jack Martinson | 1984-88 | 5 |
| | Drew Barry | 1993-96 | 5 |
| | John Kelly | 1993-96 | 5 |
| | Zachery Peacock | 2006-10 | 5 |
| | Lance Storms | 2007-11 | 5 |
| | Maurice Miller | 2007-11 | 5 |
| | Antoine Ford | 1984-87 | 5 |
| | Brad Sheehan | 1984-87 | 5 |
| Several tied at 4 | | | |

ACC Titles

| | | | |
|-------------------|----------------|---------|---|
| 1. | Malcolm Mackey | 1989-93 | 2 |
| | Drew Barry | 1993-96 | 2 |
| | John Kelly | 1993-96 | 2 |
| Several tied at 1 | | | |

NCAA Tournament Appearances

| | | | |
|-------------------|-----------------|---------|---|
| 1. | Duane Ferrell | 1984-88 | 4 |
| | John Martinson | 1984-88 | 4 |
| | Tom Hammonds | 1985-89 | 4 |
| | Willie Reese | 1985-89 | 4 |
| | Anthony Sherrod | 1985-89 | 4 |
| | Brian Oliver | 1986-90 | 4 |
| | James Munlyn | 1986-91 | 4 |
| | Greg White | 1988-92 | 4 |
| | Malcolm Mackey | 1989-93 | 4 |
| Several tied at 3 | | | |

NCAA Tournament Wins

| | | | |
|-------------------|----------------|---------|---|
| 1. | Greg White | 1988-92 | 7 |
| | Malcolm Mackey | 1989-93 | 7 |
| 3. | Duane Ferrell | 1984-88 | 6 |
| | John Martinson | 1984-88 | 6 |
| | James Munlyn | 1986-91 | 6 |
| Several tied at 5 | | | |

Sweet 16 Appearances

| | | | |
|----|-----------------|---------|---|
| 1. | Greg White | 1988-92 | 2 |
| | Malcolm Mackey | 1989-93 | 2 |
| | Jack Mansell | 1982-86 | 2 |
| | John Salley | 1982-86 | 2 |
| | Mark Price | 1982-86 | 2 |
| | Bruce Dairymple | 1983-87 | 2 |
| | Duane Ferrell | 1984-88 | 2 |
| | Jack Martinson | 1984-88 | 2 |
| | Antoine Ford | 1984-87 | 2 |
| | Darryl Barnes | 1989-94 | 2 |

| Years | Name | G | MP | FG- | FGA | Pct | 3P-3PA | Pct | FT-FTA | Pct | O- D | Reb | Avg | A | TO | Bl | St | Pts | Avg |
|---------|-----------------------|-----|------|------|------|------|---------|------|----------|-------|----------|------|-----|-----|-----|-----|-----|------|------|
| 2008-10 | Lawal, Gani | 99 | 2403 | 446- | 814 | .548 | 0- 3 | .000 | 275- 498 | .552 | 268- 444 | 712 | 7.2 | 43 | 211 | 127 | 59 | 1167 | 11.8 |
| 1980-81 | Lee, Henry | 17 | 141 | 10- | 36 | .278 | 0- 0 | .000 | 10- 12 | .833 | - - | 19 | 1.1 | 4 | 8 | 0 | 1 | 30 | 1.8 |
| 2001-04 | Lewis, Marvin | 130 | 3664 | 468- | 1113 | .420 | 239-623 | .384 | 221- 263 | .840 | 170- 301 | 471 | 3.6 | 221 | 195 | 19 | 125 | 1396 | 10.7 |
| 1980-82 | Lyon, Stu | 48 | 909 | 109- | 242 | .450 | 0- 0 | .000 | 48- 61 | .787 | - - | 79 | 1.6 | 80 | 118 | 3 | 27 | 266 | 5.5 |
| 1996-98 | Machado, Pablo | 48 | 397 | 29- | 58 | .500 | 0- 0 | .000 | 24- 46 | .522 | 28- 40 | 68 | 1.4 | 24 | 28 | 14 | 6 | 82 | 1.7 |
| 1989-93 | Mackey, Malcolm | 130 | 4141 | 709- | 1300 | .545 | 0- 3 | .000 | 318- 512 | .621 | 476- 729 | 1205 | 9.3 | 141 | 265 | 199 | 60 | 1736 | 13.4 |
| 1994-98 | Maddox, Michael | 126 | 3639 | 496- | 1079 | .460 | 133-353 | .377 | 178- 277 | .643 | 232- 455 | 687 | 5.5 | 172 | 251 | 93 | 102 | 1303 | 10.3 |
| 1979-80 | Mann, John | 26 | 899 | 50- | 107 | .467 | 0- 0 | .000 | 10- 20 | .500 | - - | 84 | 3.2 | 41 | 43 | 4 | 30 | 110 | 4.2 |
| 1982-86 | Mansell, Jack | 68 | 329 | 29- | 83 | .349 | 0- 2 | .000 | 24- 32 | .750 | - - | 71 | 1.0 | 11 | 0 | 10 | 11 | 82 | 1.2 |
| 1995-96 | Marbury, Stephon | 32 | 1345 | 235- | 514 | .457 | 88-238 | .370 | 121- 164 | .738 | 34- 79 | 113 | 3.1 | 161 | 115 | 4 | 63 | 679 | 18.9 |
| 1984-88 | Martinson, John | 50 | 173 | 9- | 23 | .391 | 0- 2 | .000 | 22- 35 | .629 | - - | 9 | 0.2 | 16 | 0 | 0 | 11 | 40 | 0.8 |
| 2016-17 | Matthews, Christian | 15 | 110 | 15- | 39 | .385 | 6- 14 | .429 | 15- 20 | .750 | 2- 7 | 9 | 0.6 | 4 | 6 | 3 | 3 | 51 | 3.4 |
| 2016-17 | McCormick, Kellen | 24 | 113 | 12- | 16 | .750 | 11- 15 | .733 | 0- 0 | .000 | 1- 7 | 8 | 0.3 | 3 | 5 | 0 | 2 | 35 | 1.5 |
| 2002-05 | McHenry, Anthony | 130 | 2076 | 144- | 367 | .392 | 25-117 | .214 | 54- 97 | .557 | 96- 211 | 307 | 2.4 | 159 | 131 | 95 | 110 | 367 | 2.8 |
| 1988-90 | McNeil, Johnny | 67 | 1567 | 143- | 265 | .540 | 0- 0 | .000 | 101- 137 | .737 | 63- 293 | 356 | 5.3 | 53 | 30 | 19 | 29 | 387 | 5.8 |
| 1996-98 | Medlock, Jan | 21 | 49 | 5- | 10 | .500 | 0- 0 | .000 | 5- 6 | .833 | 3- 6 | 9 | 0.4 | 5 | 7 | 4 | 1 | 15 | 0.7 |
| 2016-17 | Medlock, Shaheed | 3 | 6 | 1- | 3 | .333 | 0- 0 | .000 | 0- 0 | .000 | 0- 1 | 1 | 0.3 | 0 | 0 | 0 | 0 | 2 | 0.7 |
| 2011-14 | Miller, Daniel | 126 | 3627 | 423- | 803 | .527 | 0- 1 | .000 | 161- 257 | .626 | 262- 559 | 821 | 6.5 | 183 | 186 | 286 | 125 | 1007 | 8.0 |
| 2008-11 | Miller, Maurice (Moe) | 115 | 2279 | 201- | 530 | .379 | 69-225 | .307 | 221- 268 | .787 | 52- 190 | 242 | 2.1 | 342 | 232 | 7 | 130 | 682 | 5.9 |
| 1982-83 | Mills, David | 14 | 54 | 5- | 8 | .625 | 4- 6 | .000 | 3- 4 | .750 | - - | 5 | 0.4 | 6 | 0 | 0 | 1 | 17 | 1.2 |
| 2014-16 | Mitchell, Charles | 67 | 1586 | 278- | 535 | .520 | 0- 0 | .000 | 111- 178 | .624 | 247- 340 | 567 | 8.5 | 33 | 128 | 28 | 33 | 667 | 10.0 |
| 2000-04 | Moore, Clarence | 103 | 2058 | 236- | 553 | .427 | 64-178 | .360 | 124- 187 | .663 | 168- 297 | 465 | 4.5 | 146 | 153 | 57 | 116 | 660 | 6.4 |
| 2016-18 | Moore, Justin | 42 | 749 | 62- | 155 | .400 | 3- 14 | .214 | 28- 55 | .509 | 15- 52 | 67 | 1.6 | 91 | 65 | 4 | 19 | 155 | 3.7 |
| 1992-94 | Moore, Martice | 56 | 1585 | 228- | 538 | .424 | 56-159 | .000 | 61- 88 | .693 | 85- 174 | 259 | 4.6 | 117 | 128 | 28 | 54 | 573 | 10.2 |
| 2011-12 | Moore, McPherson | 10 | 19 | 3- | 6 | .500 | 2- 3 | .667 | 0- 0 | .000 | 2- 1 | 3 | 0.3 | 1 | 1 | 2 | 1 | 8 | 0.8 |
| 2011-14 | Morris, Jason | 89 | 1651 | 185- | 507 | .365 | 66-196 | .337 | 79- 115 | .687 | 61- 172 | 233 | 2.6 | 60 | 123 | 26 | 45 | 515 | 5.8 |
| 1996-97 | Morris, Kevin | 27 | 781 | 54- | 197 | .274 | 36-131 | .275 | 15- 25 | .600 | 15- 43 | 58 | 2.1 | 85 | 67 | 2 | 43 | 159 | 5.9 |
| 2005-08 | Morrow, Anthony | 123 | 2906 | 473- | 1082 | .437 | 258-613 | .421 | 196- 226 | .867 | 152- 251 | 403 | 3.3 | 119 | 140 | 26 | 99 | 1400 | 11.4 |
| 2002-05 | Muhammad, Isma'il | 126 | 2512 | 388- | 796 | .487 | 11- 44 | .250 | 192- 390 | .492 | 208- 324 | 532 | 4.2 | 182 | 228 | 33 | 129 | 979 | 7.8 |
| 1986-91 | Munlyn, James | 103 | 966 | 81- | 210 | .386 | 0- 0 | .000 | 49- 92 | .533 | 25- 202 | 227 | 2.2 | 30 | 11 | 45 | 31 | 211 | 2.0 |
| 1994-96 | Murphy, Ryan | 22 | 51 | 10- | 26 | .385 | 4- 13 | .308 | 2- 3 | .667 | 5- 2 | 7 | 0.3 | 9 | 3 | 1 | 2 | 26 | 1.2 |
| 1983-88 | Neal, Craig | 127 | 3095 | 289- | 636 | .454 | 66-170 | .388 | 174- 228 | .763 | - - | 197 | 1.6 | 659 | 0 | 22 | 127 | 818 | 6.4 |
| 1979-82 | Neal, Steve | 40 | 322 | 20- | 56 | .357 | 0- 0 | .000 | 16- 29 | .552 | - - | 60 | 1.5 | 8 | 33 | 4 | 3 | 56 | 1.4 |
| 1998-02 | Neal, Winston | 24 | 39 | 3- | 17 | .176 | 0- 5 | .000 | 1- 4 | .250 | 3- 5 | 8 | 0.3 | 2 | 3 | 0 | 0 | 7 | 0.3 |
| 2002-04 | Nelson, David | 26 | 45 | 4- | 10 | .400 | 2- 5 | .400 | 1- 2 | .500 | 0- 2 | 2 | 0.1 | 5 | 10 | 0 | 2 | 11 | 0.4 |
| 2001-03 | Nelson, Ed | 62 | 1575 | 196- | 439 | .446 | 0- 8 | .000 | 122- 194 | .629 | 142- 276 | 418 | 6.7 | 43 | 106 | 33 | 52 | 514 | 8.3 |
| 1980-81 | New, David | 16 | 155 | 3- | 13 | .231 | 0- 0 | .000 | 6- 8 | .750 | - - | 10 | 0.6 | 4 | 12 | 1 | 2 | 12 | 0.8 |
| 1990-94 | Newbill, Ivano | 123 | 2441 | 186- | 367 | .507 | 0- 6 | .000 | 102- 219 | .466 | 249- 405 | 654 | 5.3 | 123 | 151 | 82 | 56 | 474 | 3.9 |
| 1979-80 | Nidiffer, Toby | 7 | 23 | 1- | 3 | .333 | 0- 0 | .000 | 0- 0 | .000 | - - | 2 | 0.3 | 0 | 0 | 0 | 0 | 2 | 0.3 |
| 1979-80 | Noyes, Rob | 22 | 514 | 24- | 66 | .364 | 0- 0 | .000 | 26- 45 | .578 | - - | 79 | 3.6 | 30 | 32 | 2 | 13 | 74 | 3.4 |
| 2003-04 | Nyström, Jim | 21 | 101 | 16- | 34 | .471 | 8- 24 | .333 | 2- 4 | .500 | 2- 5 | 7 | 0.3 | 7 | 7 | 0 | 5 | 42 | 2.0 |
| 1979-80 | O'Brien, Kerry | 26 | 848 | 80- | 138 | .580 | 0- 0 | .000 | 14- 25 | .560 | - - | 47 | 1.8 | 78 | 52 | 5 | 28 | 174 | 6.7 |
| 1986-90 | Oliver, Brian | 127 | 4425 | 680- | 1317 | .516 | 105-273 | .385 | 383- 516 | .742 | 82- 531 | 613 | 4.8 | 538 | 97 | 9 | 140 | 1848 | 14.6 |
| 2010-11 | Oliver, Brian | 58 | 1211 | 172- | 457 | .376 | 99-292 | .339 | 41- 53 | .774 | 58- 108 | 166 | 2.9 | 63 | 73 | 16 | 24 | 484 | 8.3 |
| 1980-81 | Patterson, Bill | 2 | 30 | 8- | 20 | .400 | 0- 0 | .000 | 1- 1 | 1.000 | - - | 2 | 1.0 | 1 | 4 | 0 | 2 | 17 | 8.5 |
| 1982-83 | Pearson, Danny | 28 | 857 | 89- | 176 | .506 | 0- 0 | .000 | 61- 87 | .701 | - - | 145 | 5.2 | 45 | 0 | 10 | 15 | 239 | 8.5 |
| 1979-80 | Peck, Steve | 20 | 168 | 8- | 30 | .267 | 0- 0 | .000 | 8- 12 | .667 | - - | 23 | 1.2 | 5 | 22 | 0 | 3 | 24 | 1.2 |
| 2007-10 | Peacock, Zachery | 122 | 2660 | 384- | 804 | .478 | 48-144 | .333 | 193- 262 | .737 | 188- 293 | 481 | 3.9 | 109 | 182 | 51 | 110 | 1009 | 8.3 |
| 1997-00 | Perry, Kyle | 14 | 22 | 2- | 4 | .500 | 0- 0 | .000 | 1- 3 | .333 | 0- 1 | 1 | 0.1 | 2 | 4 | 0 | 1 | 5 | 0.4 |
| 1983-85 | Petway, Scott | 64 | 1393 | 92- | 202 | .455 | 0- 0 | .000 | 50- 70 | .714 | - - | 166 | 2.6 | 126 | 0 | 5 | 45 | 234 | 3.7 |
| 2013-14 | Poole, Jr., Stacey | 41 | 327 | 38- | 104 | .365 | 5- 24 | .208 | 28- 44 | .636 | 12- 38 | 50 | 1.2 | 16 | 21 | 2 | 9 | 109 | 2.7 |
| 2013-14 | Poole, Solomon | 35 | 435 | 47- | 131 | .359 | 26- 81 | .321 | 7- 15 | .467 | 6- 24 | 30 | 0.9 | 50 | 61 | 2 | 10 | 127 | 3.6 |
| 1998-99 | Prentice, Jason | 6 | 6 | 1- | 3 | .333 | 0- 0 | .000 | 0- 1 | .000 | 0- 1 | 1 | 0.2 | 1 | 0 | 0 | 0 | 2 | 0.3 |
| 2016-17 | Price, Jodan | 15 | 43 | 2- | 14 | .143 | 1- 10 | .100 | 0- 0 | .000 | 0- 7 | 7 | 0.5 | 1 | 0 | 2 | 1 | 5 | 0.3 |
| 1982-86 | Price, Mark | 126 | 4604 | 848- | 1740 | .487 | 73-166 | .440 | 424- 499 | .850 | - - | 331 | 2.6 | 510 | - | 11 | 240 | 2193 | 17.4 |
| 2012-13 | Reed, Brandon | 61 | 1293 | 134- | 385 | .348 | 62-195 | .318 | 61- 88 | .693 | 21- 156 | 177 | 2.9 | 75 | 84 | 3 | 37 | 391 | 6.4 |
| 1985-89 | Reese, Willie | 49 | 161 | 24- | 48 | .500 | 0- 0 | .000 | 22- 36 | .611 | - - | 44 | 0.9 | 3 | 0 | 15 | 4 | 70 | 1.4 |
| 2010-12 | Rice, Jr., Glen | 87 | 2156 | 316- | 727 | .435 | 100-289 | .346 | 129- 211 | .611 | 143- 278 | 421 | 4.8 | 185 | 162 | 47 | 111 | 861 | 9.9 |
| 2014-17 | Rowland, Rand | 15 | 31 | 1- | 4 | .250 | 0- 0 | .000 | 0- 0 | .000 | 3- 1 | 4 | 0.3 | 2 | 4 | 0 | 0 | 2 | 0.1 |
| 2012-13 | Royal, Julian | 54 | 637 | 67- | 164 | .409 | 13- 43 | .302 | 26- 35 | .743 | 48- 55 | 103 | 1.9 | 21 | 41 | 14 | 15 | 173 | 3.2 |
| 1982-86 | Salley, John | 125 | 4197 | 595- | 1013 | .587 | 0- 0 | .000 | 397- 627 | .633 | - - | 798 | 6.4 | 319 | 0 | 243 | 97 | 1587 | 12.7 |
| 2014-15 | Sampson, Robert | 31 | 664 | 63- | 160 | .394 | 12- 52 | .231 | 32- 59 | .542 | 66- 134 | 200 | 6.5 | 17 | 40 | 25 | 19 | 170 | 5.5 |
| 1995-97 | Saunders, Gary | 57 | 1423 | 182- | 415 | .439 | 46-150 | .307 | 72- 109 | .661 | 63- 73 | 136 | 2.4 | 92 | 103 | 16 | 48 | 482 | 8.5 |
| 2002-05 | Schenscher, Luke | 119 | 2546 | 359- | 662 | .542 | 2- 5 | .400 | 153- 242 | .632 | 232- 408 | 640 | 5.4 | 95 | 198 | 157 | 68 | 873 | 7.3 |
| 1987-90 | Scott, Dennis | 99 | 3686 | 744- | 1645 | .452 | 351-831 | .000 | 276- 355 | .777 | 65- 458 | 523 | 5.3 | 285 | 90 | 51 | 150 | 2115 | 21.4 |
| 1979-81 | Shaw, Steve | 51 | 889 | 44- | 113 | .389 | 0- 0 | .000 | 30- 61 | .492 | - - | 125 | 2.5 | 21 | 71 | 4 | 8 | 118 | 2.3 |
| 1985-89 | Sherrod, Anthony | 97 | 1029 | 134- | 292 | .459 | 4- 19 | .211 | 46- 63 | .730 | - - | 203 | 2.1 | 58 | 0 | 4 | 22 | 318 | 3.3 |
| 2009-11 | Shumpert, Iman | 92 | 2877 | 387- | 977 | .396 | 111-364 | .305 | 281- 381 | .738 | 103- 310 | 413 | 4.5 | 382 | 280 | 17 | 207 | 1166 | 12.7 |
| 2015-16 | Smith, Adam | 36 | 1098 | 185- | 445 | .407 | 109-263 | .414 | 61- 76 | .803 | 12- 70 | 82 | 2.3 | 69 | 44 | 1 | 15 | 540 | 15.0 |
| 2005-08 | Smith, Jeremis | 106 | 2679 | 343- | 645 | .532 | 7- 32 | .219 | 259- 452 | .573 | 263- 445 | 708 | 6.7 | 174 | 178 | 37 | 135 | 952 | 9.0 |
| 2011-12 | Spain, D.J. | 2 | 3 | 1- | 2 | .500 | 0- 0 | .000 | 0- 0 | .000 | 1- 0 | 1 | 0.5 | 1 | 1 | 0 | 0 | 2 | 1.0 |
| 1997-98 | Spivey, Travis | 33 | 958 | 63- | 158 | .399 | 17- 56 | .304 | 44- 64 | .688 | 34- 76 | 110 | 3.3 | 143 | 111 | 3 | 48 | 187 | 5.7 |
| 2013-17 | Stephens, Quinton | 135 | 2931 | 303- | 827 | .366 | 138-442 | .312 | 113- 158 | .7 | | | | | | | | | |

HISTORY

| | |
|--|----------------|
| All-Americans/National Honors | 78 |
| ACC/Conference Honors | 79 |
| Players in the NBA | 80 |
| Tech and International Basketball | 81 |
| Georgia Tech Hall of Fame/Retired Jerseys | 82 |
| Year-by-Year At-A-Glance | 83 |
| Tech's ACC Tournament History | 84-85 |
| Tech's NCAA Tournament / NIT History | 86-91 |
| Tech in Regular-Season Tournament Events | 92-93 |
| Letterwinners All-Time | 94 |
| Numerical Roster All-Time | 95 |
| Starting Lineups | 96-97 |
| Coaching History | 97 |
| Year-by-Year Results | 98-110 |
| Tech vs. No. 1 | 111 |
| Tech in the National Rankings | 112 |
| Tech vs. the Conferences | 113 |
| Series History vs. All Opponents | 114-127 |
| Tech in Overtime | 128 |
| Miscellaneous History | 128-129 |

ALL-AMERICANS

Roger Kaiser, G

| | |
|-------|--|
| 1960 | Look/USBWA (1st) The Sporting News (2nd) |
| 1961* | Associated Press (1st) United Press Int'l (1st) NEA (1st) The Sporting News (1st) Look/USBWA (1st) NABC (2nd) |

Rich Yunkus, C

| | |
|------|--|
| 1970 | Associated Press (3rd) United Press Int'l (3rd) The Sporting News (HM) |
| 1971 | NABC (2nd) The Sporting News (HM) |

Tico Brown, G

| | |
|------|------------------------|
| 1977 | The Sporting News (HM) |
| 1978 | The Sporting News (HM) |
| 1979 | The Sporting News (HM) |

Sammy Drummer, F

| | |
|------|------------------------|
| 1978 | The Sporting News (HM) |
| 1979 | The Sporting News (HM) |

Brook Steppe, F

| | |
|------|------------------------|
| 1980 | The Sporting News (HM) |
|------|------------------------|

Mark Price, G

| | |
|-------|--|
| 1983 | The Sporting News (HM) |
| 1984 | United Press Int'l (3rd) Basketball Weekly (3rd) The Sporting News (HM) |
| 1985# | ESPN (1st) NBC-TV (1st) Associated Press (2nd) Kodak (2nd) United Press Int'l (3rd) Basketball Weekly (3rd) The Sporting News (HM) |
| 1986 | Wooden (1st) NABC (2nd) Basketball Weekly (2nd) Associated Press (3rd) United Press Int'l (3rd) The Sporting News (HM) |

John Salley, C

| | |
|------|--|
| 1985 | The Sporting News (HM) |
| 1986 | NABC (2nd) Associated Press (HM) United Press Int'l (HM) |

Duane Ferrell, F

| | |
|------|------------------------|
| 1986 | The Sporting News (HM) |
| 1987 | The Sporting News (HM) |
| 1988 | The Sporting News (HM) |

Tom Hammonds, F

| | |
|------|--|
| 1986 | The Sporting News (HM) |
| 1987 | The Sporting News (HM) |
| 1988 | The Sporting News (HM) |
| 1989 | The Sporting News (HM) NABC (3rd) Basketball Times (3rd) |

Brian Oliver, G

| | |
|------|--|
| 1989 | The Sporting News (HM) |
| 1990 | Associated Press (HM) United Press Int'l (HM) The Sporting News (HM) |

Dennis Scott, F

| | |
|-------|--|
| 1989 | Sporting News (HM) |
| 1990# | The Sporting News (1st) USBWA (1st) Naismith (1st) The National (1st) Associated Press (2nd) United Press Int'l (2nd) Wooden (2nd) Scripps Howard (2nd) NABC (3rd) |

Kenny Anderson, G

| | |
|-------|---|
| 1990 | The Sporting News (2nd) Wooden (2nd) NABC (2nd) Associated Press (3rd) United Press Int'l (HM) |
| 1991* | Associated Press (1st) United Press Int'l (1st) USBWA (1st) NABC (1st) The Sporting News (2nd) Basketball Times (1st) Basketball Weekly (1st) Naismith (1st) Wooden (1st) |

Malcolm Mackey, F

| | |
|------|-------------------------|
| 1993 | United Press Int'l (HM) |
|------|-------------------------|

James Forrest, F

| | |
|------|-----------------------|
| 1993 | Associated Press (HM) |
| 1994 | Associated Press (HM) |

Travis Best, G

| | |
|------|-------------------------|
| 1994 | Scripps-Howard (HM) |
| 1995 | Basketball Weekly (2nd) |

Stephon Marbury, G

| | |
|------|--|
| 1996 | Associated Press (3rd) College Sports (3rd) Wooden (3rd) |
|------|--|

Matt Harpring, F

| | |
|------|--|
| 1997 | The Sporting News (HM) |
| 1998 | Basketball America (1st) Dick Vitale (1st) USBWA (2nd) Basketball Weekly (2nd) Basketball News (2nd) Associated Press (3rd) Basketball Times (3rd) |

B.J. Elder, G

| | |
|------|-----------------------|
| 2004 | Associated Press (HM) |
|------|-----------------------|

Jarrett Jack, G

| | |
|------|--|
| 2005 | Associated Press (HM) SI.com (HM) Rivals.com (3rd) |
|------|--|

* Consensus first-team selection

Consensus second-team selection



Academic All-America

| | |
|------|------------------------|
| 1964 | Jim Caldwell, C (2nd) |
| 1969 | Rich Yunkus, C |
| 1970 | Rich Yunkus, C |
| 1971 | Rich Yunkus, C |
| 1997 | Matt Harpring, F (2nd) |
| 1998 | Matt Harpring, F (1st) |

Academic All-District III

| | |
|------|------------------|
| 1996 | Matt Harpring, F |
| 1997 | Matt Harpring, F |
| 1998 | Matt Harpring, F |
| 2004 | Marvin Lewis, G |

NCAA Postgraduate Scholarship

| | |
|------|------------------|
| 1998 | Matt Harpring, F |
|------|------------------|

NATIONAL/REGIONAL HONORS

James Naismith Award

| | |
|------|--|
| 1986 | Mark Price (finalist) John Salley (nominated) |
| 1987 | Bruce Dalrymple (finalist) |
| 1990 | Dennis Scott (Player of the Year) |
| 1994 | Travis Best (nominated) James Forrest (nominated) |
| 1997 | Matt Harpring (nominated) |
| 1997 | Matt Harpring (finalist) |
| 1998 | Matt Harpring (finalist) |

| | |
|------|--|
| 1993 | Travis Best |
| 1996 | Stephon Marbury (1st) |
| 1998 | Matt Harpring (1st) Dion Glover (1st) |
| 2003 | Chris Bosh (1st) |
| 2004 | B.J. Elder (1st) |
| 2005 | Jarrett Jack (1st) |
| 2017 | Ben Lammers |

John Wooden Award

| | |
|------|--|
| 1986 | Mark Price (finalist) John Salley (nominated) |
| 1989 | Tom Hammonds (finalist) |
| 1990 | Dennis Scott (finalist) Kenny Anderson (finalist) |
| 1994 | Travis Best (nominated) James Forrest (nominated) |
| 1997 | Matt Harpring (nominated) |
| 1997 | Matt Harpring (finalist) |
| 1998 | Matt Harpring (finalist) |
| 2004 | B.J. Elder (semi-finalist) |

National Player of the Year

| | |
|------|----------------------------------|
| 1990 | Dennis Scott (The Sporting News) |
|------|----------------------------------|

NABC All-District

| | |
|------|--|
| 1988 | Tom Hammonds (1st) Duane Ferrell (2nd) |
| 1989 | Tom Hammonds (1st) |
| 1990 | Kenny Anderson (1st) Dennis Scott (1st) Brian Oliver (2nd) |
| 1993 | James Forrest (2nd) Malcolm Mackey (2nd) |
| 1994 | Travis Best (1st) James Forrest (2nd) |
| 1995 | Travis Best (1st) |
| 1996 | Stephon Marbury (1st) |
| 1998 | Matt Harpring (1st) |
| 2001 | Alvin Jones (2nd) |
| 2003 | Chris Bosh (1st) |
| 2004 | B.J. Elder (2nd) |
| 2010 | Gani Lawal (1st) |

USBWA All-District

| | |
|------|--------------|
| 1960 | Roger Kaiser |
| 1961 | Roger Kaiser |
| 1963 | Jim Caldwell |

Basketball Times All-South

| | |
|------|--------------------|
| 2005 | Jarrett Jack (1st) |
|------|--------------------|

National Freshman of the Year

| | |
|------|---|
| 1990 | Kenny Anderson (UPI, Basketball Times, Scripps Howard) |
|------|---|

Freshman All-America

| | |
|------|---|
| 1992 | James Forrest (Basketball Times, 1st) |
| 1993 | Marlice Moore (Basketball Times, 3rd) |
| 1995 | Matt Harpring (Basketball Weekly, 2nd) |
| 1996 | Stephon Marbury (Basketball Weekly, 1st) |
| 2003 | Chris Bosh (USBWA, 1st) |
| 2007 | Javaris Crittenton (College Insider) |
| 2010 | Derrick Favors (Sporting News) |

NABC Silver Anniversary Award

| | |
|------|--------------|
| 1986 | Roger Kaiser |
|------|--------------|

NCAA Silver Anniversary Award

| | |
|------|--------------|
| 1978 | Pete Silas |
| 1986 | Roger Kaiser |

National Coach of the Year

| | |
|------|--|
| 1985 | Bobby Cremins (CBS-TV, Chevrolet, NBC-TV Al McGuire, Basketball Times) |
| 1990 | Bobby Cremins (Naismith) |
| 2004 | Paul Hewitt (Fritz Pollard Award/BCA) |

NABC District Coach of the Year

| | |
|------|---------------|
| 1988 | Bobby Cremins |
| 2001 | Paul Hewitt |
| 2017 | Josh Pastner |

ATLANTIC COAST CONFERENCE HONORS

ACC Player of the Year

| | |
|------|--------------------|
| 1985 | Mark Price, G (AP) |
| 1990 | Dennis Scott, F |

ACC Coach of the Year

| | |
|------|---------------|
| 1983 | Bobby Cremins |
| 1985 | Bobby Cremins |
| 1996 | Bobby Cremins |
| 2001 | Paul Hewitt |
| 2017 | Josh Pastner |

ACC Rookie of the Year

| | |
|------|--------------------|
| 1983 | Mark Price, G |
| 1984 | Bruce Dalrymple, G |
| 1985 | Duane Ferrell, F |
| 1986 | Tom Hammonds, F |
| 1988 | Dennis Scott, G |
| 1990 | Kenny Anderson, G |
| 1993 | Martice Moore, G-F |
| 1996 | Stephon Marbury, G |
| 2002 | Ed Nelson, F |
| 2003 | Chris Bosh, F |
| 2010 | Derrick Favors, F |

All-Atlantic Coast Conference

| | |
|------|---|
| 1982 | Brook Steppe, G (2nd) |
| 1983 | Mark Price, G (2nd) |
| 1984 | Mark Price, G (1st) |
| 1985 | Mark Price, G (1st), John Salley, F (2nd) |
| 1986 | Mark Price, G (1st), John Salley, C (2nd), Bruce Dalrymple, G (2nd/AP) |
| 1987 | Duane Ferrell, F (2nd), Tom Hammonds, F (2nd/AP) |
| 1988 | Tom Hammonds, F (1st) Duane Ferrell, F (2nd), Craig Neal, G (3rd/AP) |
| 1989 | Tom Hammonds, F (1st) Brian Oliver, G (2nd), Dennis Scott, G (3rd/AP) |
| 1990 | Dennis Scott, F (1st*), Kenny Anderson, G (1st), Brian Oliver, G (2nd) *unanimous |
| 1991 | Kenny Anderson, G (1st), Malcolm Mackey, F (2nd) |
| 1992 | Jon Barry, G (3rd), Malcolm Mackey, F (3rd) |
| 1993 | Travis Best, G (3rd) |
| 1994 | James Forrest, F (1st), Travis Best, G (2nd) |
| 1995 | Travis Best, G (2nd), James Forrest, F (3rd) |
| 1996 | Matt Harpring, F (1st), Stephon Marbury, G (1st), Drew Barry, G (2nd) |
| 1997 | Matt Harpring, F (1st) |
| 1998 | Matt Harpring, F (1st) |
| 1999 | Jason Collier, F (2nd) |
| 2000 | Jason Collier, F (2nd) |
| 2001 | Alvin Jones, C (1st) |
| 2002 | Tony Akins, G (2nd) |
| 2003 | Chris Bosh, F (2nd), B.J. Elder, G (3rd) |
| 2004 | B.J. Elder, G (2nd), Jarrett Jack, G (3rd) |
| 2005 | Jarrett Jack, G (2nd) |
| 2007 | Javaris Crittenton, G (3rd) |
| 2009 | Gani Lawal, F (3rd) |
| 2010 | Gani Lawal, F (3rd) |
| 2011 | Iman Shumpert, G (2nd) |
| 2014 | Daniel Miller, C (3rd media) |
| 2016 | Marcus Georges-Hunt, G (2nd coaches, 3rd media) |
| 2017 | Ben Lammers, C (2nd) |
| 2018 | Josh Okogie, G (3rd) |

ACC All-Freshman Team

| | |
|------|---|
| 1993 | Drew Barry, G (1st), Martice Moore, F (1st) |
| 1995 | Matt Harpring, F (1st) |
| 1996 | Stephon Marbury, G (1st) |
| 1998 | Dion Glover, G (1st), Alvin Jones, C (1st) |
| 2001 | Marvin Lewis, F (1st) |
| 2002 | Ed Nelson, F (1st), B.J. Elder, G (1st) |
| 2003 | Chris Bosh, F (1st) |
| 2007 | Javaris Crittenton, G (1st), Thaddeus Young, F (HM) |
| 2010 | Derrick Favors, F (1st) |
| 2013 | Robert Carter, Jr, F (coaches) |
| 2017 | Josh Okogie, G |

ACC All-Defensive Team

| | |
|------|-----------------------------------|
| 2000 | Alvin Jones, C |
| 2001 | Alvin Jones, C |
| 2003 | Chris Bosh, F |
| 2011 | Iman Shumpert, G |
| 2013 | Daniel Miller, C (media) |
| 2014 | Daniel Miller, C (media, coaches) |
| 2017 | Ben Lammers, C |

Academic All-ACC Team

| | |
|------|-----------------------------------|
| 2011 | Mfon Udofia |
| 2012 | Nate Hicks, Pierre Jordan |
| 2013 | Chris Bolden, Marcus Georges-Hunt |
| 2014 | Marcus Georges-Hunt, Trae Golden |
| 2015 | Tadric Jackson |
| 2016 | Tadric Jackson |
| 2017 | Justin Moore, Josh Okogie |

Established in 2010-11

ACC Academic Honor Roll

| | |
|------|---|
| 1980 | Kerry O'Brien |
| 1982 | Stu Lyons |
| 1990 | Greg White |
| 1992 | Rod Balanis, James Gaddy, Greg White |
| 1993 | Drew Barry |
| 1994 | Yann Barbic, Todd Harlicka, John Kelly |
| 1995 | Matt Harpring |
| 1996 | Drew Barry, Matt Harpring, John Kelly |
| 1997 | Matt Harpring, Jon Babul |
| 1998 | Matt Harpring |
| 1999 | Jon Babul |
| 2000 | Jon Babul |
| 2001 | Marvin Lewis |
| 2003 | Marvin Lewis |
| 2004 | Keith Jones, Marvin Lewis, David Nelson |
| 2006 | Gary Cage, Mario West |
| 2008 | Gary Cage |
| 2010 | D'Andre Bell, Daniel Miller, Sam Shew |
| 2011 | Nate Hicks, Mfon Udofia |
| 2012 | Derek Craig, Nate Hicks, Pierre Jordan, McPherson Moore |
| 2013 | Brooks Doyle, Colin Gurry, Pierre Jordan |
| 2014 | Brooks Doyle, Marcus Georges-Hunt |
| 2015 | Brooks Doyle, Tadric Jackson, Patrick Lamar, Rand Rowland |
| 2016 | Rand Rowland |
| 2017 | Norman Harris, Josh Heath, Kellen McCormick, Jodan Price, Rand Rowland, Quinton Stephens |
| 2018 | Brandon Alston, Evan Jester, Ben Lammers, Malachi Rice |

Weaver-James-Corrigan ACC Postgraduate Scholarship

| | |
|------|---------------|
| 1998 | Matt Harpring |
| 2004 | Marvin Lewis |

All Metro-Conference

| | |
|------|--|
| 1977 | Tico Brown, G (1st) Jim Wood, C (2nd) Lenny Horton, F (All-Freshman) |
| 1978 | Sammy Drummer, F (1st), Tico Brown, G (2nd), Lenny Horton, F (HM) |

Metro Conference Coach of the Year

| | |
|------|----------------|
| 1977 | Dwane Morrison |
|------|----------------|

Academic All-Metro Conference

| | |
|------|------------------|
| 1976 | Mike Bottorff, G |
|------|------------------|

All-Southeastern Conference Tournament

| | |
|------|--|
| 1936 | Burtz Boulware, G (2nd) |
| 1937 | Bo Johnston, C (1st) Bill Jordan, F (2nd) |
| 1938 | Bill Jordan, F (1st) Bo Johnston, C (2nd) Junior Anderson, G (2nd) Fletcher Sims, G (2nd) |
| 1943 | Herb Bergman, G (2nd) |
| 1944 | Wes Paxson, F (1st) Frank Broyles, G (2nd) |
| 1945 | Billy Williams, F (2nd) Frank Broyles, G (2nd) |
| 1947 | Frank Broyles, G (2nd) |
| 1948 | Jim Nolan, C (1st) Colin Anderson, G (2nd) |
| 1952 | Pete Silas, G (2nd) |

Served as All-SEC team from 1933-48

All-Southeastern Conference

| | |
|------|---|
| 1945 | Frank Broyles, G (1st) Durand Holliday, F (2nd) |
| 1949 | Jim Nolan, C (2nd/AP) Colin Anderson, G (3rd/AP) |
| 1950 | Colin Anderson, G (1st/AP) |
| 1951 | Pete Silas, G (3rd/AP) |
| 1953 | Pete Silas, G (1st/AP) |
| 1955 | Joe Helms, G (3rd/AP) |
| 1956 | Bobby Kimmel, G (3rd/AP) |
| 1957 | Bobby Kimmel, G (3rd/AP, 2nd/C) |
| 1958 | Terry Randall, G (2nd/AP, 2nd/C) Bud Blemker, G (2nd/AP, 1st/C) Dave Denton, F (3rd/AP) |
| 1959 | Terry Randall, G (2nd/AP) Bud Blemker, G (2nd/AP, 1st/C) |
| 1960 | Dave Denton, C (1st/AP, 1st/C) Roger Kaiser, G (1st/AP, 1st/C) |
| 1961 | Roger Kaiser, G (1st/AP, 1st/C) |
| 1963 | Jim Caldwell, C (2nd/AP, 1st/C) Mike Tomasovich, F (3rd/AP) |
| 1964 | Jim Caldwell, C (2nd/AP, 1st/C) R.D. Craddock, G (2nd/AP, 1st/C) |

by Associated Press, Coaches

Academic All-SEC

| | |
|------|--|
| 1962 | Alan Nass, C (1st) |
| 1963 | Jim Caldwell, C (1st) Ron Scharf, F (2nd) Alan Nass, C (2nd) |
| 1964 | Jim Caldwell, C (1st) R.D. Craddock, G (2nd) Ron Scharf, F (HM) Bill Eidson, G (HM) |

TECH PLAYERS IN THE NBA

Alade Aminu

Miami Heat (2010)

Kenny Anderson

New Jersey Nets (1991-95)
Charlotte Hornets (1996)
Portland Trail Blazers (1997-98)
Boston Celtics (1998-2002)
Seattle Supersonics (2003)
New Orleans Hornets (2003)
Indiana Pacers (2004)
Atlanta Hawks (2005)
Los Angeles Clippers (2005)

Drew Barry

Atlanta Hawks (1998)
Seattle Supersonics (1999-2000)
Golden State Warriors (2000)
Atlanta Hawks (2000)

Jon Barry

Milwaukee Bucks (1992-95)
Golden State Warriors (1996)
Atlanta Hawks (1997)
Los Angeles Lakers (1998)
Sacramento Kings (1999-2001)
Detroit Pistons (2002-2003)
Denver Nuggets (2004)
Atlanta Hawks (2005)
Houston Rockets (2005-06)

Travis Best

Indiana Pacers (1996-2002)
Chicago Bulls (2002)
Miami Heat (2003)
Dallas Mavericks (2004)
New Jersey Nets (2005)

Chris Bosh

Toronto Raptors (2004-10)
Miami Heat (2011-16)

Will Bynum

Golden State Warriors (2006)
Detroit Pistons (2009-14)
Washington Wizards (2015)

Jim Caldwell

New York Knicks (1967-68)
New Jersey Americans (1967-68)
Kentucky Colonels (1968-69)

Jason Collier

Houston Rockets (2001-03)
Atlanta Hawks (2004-05)

Javaris Crittenton

Los Angeles Lakers (2008)
Memphis Grizzlies (2008-09)
Washington Wizards (2009-10)

Derrick Favors

New Jersey Nets/Utah Jazz (2011-12)
Utah Jazz (2012-present)

Duane Ferrell

Atlanta Hawks (1989-94)
Indiana Pacers (1995-97)
Golden State Warriors (1998-99)

Matt Geiger

Miami Heat (1993-95)
Charlotte Hornets (1996-98)
Philadelphia 76ers (1999-2002)

Marcus Georges-Hunt

Miami Heat (2017)
Orlando Magic (2017)
Minnesota Timberwolves (2018)

Dion Glover

Atlanta Hawks (2000-04)
Toronto Raptors (2004)
San Antonio Spurs (2005)

Tom Hammonds

Washington Bullets (1990-92)
Charlotte Hornets (1992)
Denver Nuggets (1993-97)
Minnesota Timberwolves (1998-2001)

Matt Harpring

Orlando Magic (1999-2000)
Cleveland Cavaliers (2001)
Philadelphia 76ers (2002)
Utah Jazz (2003-09)

Jarrett Jack

Portland Trail Blazers (2006-08)
Indiana Pacers (2009)
Toronto Raptors (2010-11)
New Orleans Hornets (2011-12)
Golden State Warriors (2013)
Cleveland Cavaliers (2014)
Brooklyn Nets (2015-16)
New Orleans Pelicans (2017)
New York Knicks (2018)

Alvin Jones

Philadelphia 76ers (2002)

Gani Lawal

Phoenix Suns (2011)

Malcolm Mackey

Phoenix Suns (1994)

Stephon Marbury

Minnesota Timberwolves (1997-99)
New Jersey Nets (1999-2001)
Phoenix Suns (2002-04)
New York Knicks (2004-08)
Boston Celtics (2009)

Anthony Morrow

Golden State Warriors (2009-10)
New Jersey Nets (2011-12)
Atlanta Hawks (2013)
New Orleans Pelicans (2014)
Oklahoma City Thunder (2015-17)
Chicago Bulls (2017)

Craig Neal

Portland Trail Blazers (1988-89)
Miami Heat (1988-89)
Denver Nuggets (1990-91)

Ivano Newbill

Detroit Pistons (1995)
Atlanta Hawks (1997)
Vancouver Grizzlies (1998)

Jim Nolan

Philadelphia Warriors (1949-50)

Josh Okogie

Minnesota Timberwolves (2018-present)

Brian Oliver

Philadelphia 76ers (1991-92)
Atlanta Hawks (1998)

Mark Price

Cleveland Cavaliers (1987-95)
Washington Bullets (1996)
Golden State Warriors (1997-98)
Orlando Magic (1998)

Glen Rice, Jr.

Washington Wizards (2014-15)

John Salley

Detroit Pistons (1987-92)
Miami Heat (1993-95)
Toronto Raptors (1996)
Chicago Bulls (1996)
Los Angeles Lakers (2000)

Luke Schenscher

Chicago Bulls (2006)
Portland Trail Blazers (2007)

Dennis Scott

Orlando Magic (1991-97)
Dallas Mavericks (1998)
Phoenix Suns (1998)
New York Knicks (1999)
Minnesota Timberwolves (1999)
Vancouver Grizzlies (2000)

Iman Shumpert

New York Knicks (2012-15)
Cleveland Cavaliers (2015-17)
Sacramento Kings (2018-present)

DRAFT PICKS AND FREE AGENT SIGNEES

2018

Josh Okogie - 1st/20th pick, Minnesota Timberwolves

2017

Marcus Georges-Hunt - FA, Miami Heat, Orlando Magic

2013

Glen Rice, Jr. - 2nd/35th pick, Philadelphia 76ers
Traded to Washington Wizards

2011

Iman Shumpert - 1st/17th pick, New York Knicks

2010

Derrick Favors - 1st/3rd pick, New Jersey Nets
Gani Lawal - 2nd/46th overall, Phoenix Suns

2009

Alade Aminu - FA, Miami Heat
Anthony Morrow - FA, Golden State Warriors

2007

Thaddeus Young - 1st/12th pick*, Philadelphia 76ers
Javaris Crittenton - 1st/19th, Los Angeles Lakers
Mario West - FA, Atlanta Hawks

2005

Jarrett Jack - 1st/22nd pick, Denver Nuggets
Traded to Portland Trail Blazers
Will Bynum - FA, Boston Celtics
Luke Schenscher - FA, Denver Nuggets

2003

Chris Bosh - 1st/4th pick*, Toronto Raptors

2001

Alvin Jones - 2nd/57th pick, Philadelphia 76ers

2000

Jason Collier - 1st/15th pick, Milwaukee Bucks
Traded to Houston Rockets

1999

Dion Glover - 1st/20th pick, Atlanta Hawks

1998

Matt Harpring - 1st/15th pick, Orlando Magic

1997

Eddie Elisma - 2nd/41st pick, Seattle Supersonics

1996

Stephon Marbury - 1st/4th pick*, Milwaukee Bucks
Traded to Minnesota Timberwolves
Drew Barry - 2nd/57th, Seattle Supersonics

1995

Travis Best - 1st/22nd pick, Indiana Pacers
James Forrest - 3rd/34th, Omaha Racers (CBA)

1994

Fred Vinson - FA, Atlanta Hawks
Ivano Newbill - FA, Detroit Pistons

1993

Malcolm Mackey - 1st/27th pick, Phoenix Suns

1992

Jon Barry - 1st/21st pick, Boston Celtics
Matt Geiger - 2nd/42nd, Miami Heat

1991

Kenny Anderson - 1st/2nd pick*, New Jersey Nets

1990

Dennis Scott - 1st/4th pick*, Orlando Magic
Brian Oliver - 2nd/32nd, Philadelphia 76ers

1989

Tom Hammonds - 1st/9th pick*, Washington Bullets
Anthony Sherrod - 7th/110th, Tulsa (CBA)

1988

Craig Neal - 3rd/71st pick, Portland Trailblazers
Duane Ferrell - FA, Atlanta Hawks;

1987

Bruce Dalrymple - 2nd/46th pick, Phoenix Suns

1986

Mark Price - 2nd/25th pick, Dallas Mavericks
Traded to Cleveland Cavaliers
John Salley - 1st/11th pick*, Detroit Pistons

1985

Yvon Joseph - 2nd/36th pick, New Jersey Nets

1983

George Thomas - 8th/173rd pick, Atlanta Hawks

1982

Brook Steppe - 1st/17th pick, Kansas City Kings

1980

Lenny Horton - 5th/112th pick, Seattle Supersonics

1979

Tico Brown - 2nd/23rd pick, Utah Jazz
Sammy Drummer - 4th/76th, Houston Rockets

1971

Rich Yunkus - 3rd/38th pick, Cincinnati Royals;
3rd, Carolina (ABA)

1970

Bob Seemer - 10th/169th pick, Milwaukee Bucks

1968

Phil Wagner - 6th/75th pick, Atlanta Hawks;
5th, Indiana (ABA)

1967

Pres Judy - Round n/a, Kentucky Colonels (ABA)

1965

Jim Caldwell - 3rd/28th pick, Los Angeles Lakers
Ronald Scharf - 15th/107th, Cincinnati Royals

1961

Roger Kaiser - 4th/41st pick, Chicago Bulls;
Round n/a, New York (ABL)

1960

Dave Denton - 6th/43rd pick, New York Knicks;
Round n/a, Hawaii (ABL)

1953

Pete Silas - 82nd overall pick, Minneapolis Lakers

1950

Colin Anderson - 10th/112nd pick, Indianapolis Kautskys

1949

Jim Nolan - 2nd/18th pick, Philadelphia Warriors

1947

Frank Broyles - 69th overall pick, Toronto Huskies

**denotes lottery pick*

Brook Steppe

Kansas City Kings (1983)
Indiana Pacers (1984)
Detroit Pistons (1985)
Sacramento Kings (1987)
Portland Trail Blazers (1989)

Fred Vinson

Atlanta Hawks (1995)
Seattle Supersonics (2000)

Phil Wagner

Indiana Pacers (1969)

Mario West

Atlanta Hawks (2008-10)
New Jersey Nets (2011)

Thaddeus Young

Philadelphia 76ers (2008-14)
Minnesota Timberwolves (2015)
Brooklyn Nets (2015-16)
Indiana Pacers (2017-present)

TECH AND INTERNATIONAL BASKETBALL



Alade Aminu

- The only Georgia Tech player to participate in two Olympic games in basketball, he competed for Nigeria in 2012 in London and 2016 in Rio de Janeiro.

Kenny Anderson

- Played on bronze medal-winning United States team at the 1990 World Championships

Chris Bosh (above)

- Became only the second Tech alumnus to make the U.S. Olympic team in the 2008 games in Beijing, China, which won the gold medal. They were known as the "Redeem Team" after the U.S. won the bronze medal in 2004 in Athens.
- Helped U.S. win the bronze medal at the 2006 FIBA World Championships in Japan.



Bobby Cremins

- Assistant Coach for the 1996 U.S. Olympic Team—Dream Team III—which captured the gold medal at the Centennial Olympic Games in Atlanta. Chosen by head coach Lenny Wilkens along with Clem Haskins of Minnesota and Jerry Sloan of the Utah Jazz
- Assisted Arizona's Lute Olsen in coaching the U.S. team to a gold medal at the 1986 World Championships and Goodwill Games in Madrid, Spain
- In 1989, coached a U.S. squad to qualification for the 1990 World Championships

Dion Glover

- Helped U.S. win the gold medal at the 1998 Goodwill Games in New York, N.Y.

Tom Hammonds

- Played for gold medal-winning U.S. squad in the 1986 World Basketball Championships in Madrid, Spain
- Attended 1988 Olympic Trials

Stephon Marbury

- Helped U.S. win the bronze medal at the 2004 Olympic Games in Athens, Greece

Mark Price (left)

- Helped U.S. win a gold medal at the 1983 Pan Am Games in Caracas, Venezuela
- Also played on gold medal-winning team at the 1984 World Championships
- Invited to 1984 Olympic Trials
- As a pro, played for Dream Team II, which won a gold medal at the 1994 World Championships in Toronto

Pete Silas

- Played for gold medal-winning U.S. squad in the 1955 Pan Am Games in Mexico City, Mexico

ALL-TIME USA TEAM ROSTER

USA NATIONAL TEAM – OLYMPICS

- 1996 – Bobby Cremins/assistant coach (gold medal)
- 2004 – Stephon Marbury (bronze medal)
- 2008 – Chris Bosh (gold medal)

USA NATIONAL TEAM – WORLD CHAMPIONSHIPS

- 1986 – Tom Hammonds (gold medal)
- 1986 – Bobby Cremins/assistant coach (gold medal)
- 1990 – Kenny Anderson (bronze medal)
- 1994 – Mark Price (gold medal)
- 2006 – Chris Bosh (bronze medal)

ADDITIONAL USA TEAM HISTORY

- Chris Bosh – 2006-08 Select National Team Program, 2010-12 Men's National Team
- Robert Carter, Jr. – 2013 U19 Training Camp
- Jason Collier – 1996 Nike Hoop Summit
- Bobby Cremins (assistant coach) – 1986 Goodwill Games (gold medal), 1989 World Championships Qualifying Team
- Derrick Favors – 2013 Men's National Team Mini-Camp
- Marcus Georges-Hunt – 2013 U19 Training Camp
- Dion Glover – 1997 Nike Hoop Summit, 1998 Goodwill Games (gold medal)
- Tom Hammonds – 1988 Olympic Trials
- Michael Maddox – 1995 U19 Team
- Stephon Marbury – 1995 Nike Hoop Summit, 1995 USA U19 Team
- Craig Neal – 1993 FIBA Americas Qualifying Team
- Josh Okogie – 2017 U19 Team
- Mark Price – 1983 Pan American Games Team (gold medal)
- Pete Silas – 1955 Pan American Games Team (gold medal)
- Thaddeus Young – 2006 Nike Hoop Summit, 2009 Men's National Team Mini-Camp



GEORGIA TECH HALL OF FAME/RETIRED JERSEYS

GEORGIA TECH HALL OF FAME

| Name | Class | Inducted |
|-------------------------------|-----------|----------|
| Kenny Anderson | 1991 | 2001 |
| Nicholas George Azar | 1928 | 1982 |
| Drew Barry | 1996 | 2010 |
| Travis Best | 1995 | 2006 |
| Buddy Blemker | 1959 | 1965 |
| Jim Caldwell | 1966 | 1976 |
| Lenny Cohen | 1957 | 1973 |
| R.D. Craddock | 1965 | 1965 |
| Bobby Cremins, coach | 1981-2000 | 2006 |
| Bruce Dalrymple | 1987 | 1994 |
| Dave Denton | 1960 | 1973 |
| Melvin Dold | 1951 | 1961 |
| B.J. Elder | 2005 | 2017 |
| Duane Ferrell | 1988 | 1995 |
| Sid Goldin | 1930 | 1984 |
| Tom Hammonds | 1989 | 1996 |
| Matt Harpring | 1998 | 2008 |
| Tiny Hearn | 1927 | 1956 |
| Joe Helms | 1956 | 1964 |
| Lenny Horton | 1980 | 1985 |
| John C. Hyder, as a player | 1937 | 1960 |
| John C. Hyder, as a coach | 1952-73 | 1983 |
| Jarrett Jack | 2005 | 2016 |
| Bo Johnston | 1938 | 1958 |
| Alvin Jones | 2001 | 2014 |
| Bill Jordan | 1938 | 1986 |
| Pres Judy | 1967 | 1974 |
| Roger Kaiser | 1961 | 1966 |
| Joe Keener | 1951 | 1974 |
| Bobby Kimmel | 1957 | 1963 |
| Malcolm Mackey | 1993 | 2005 |
| Roy Mundorff, coach | 1926-42 | 1968 |
| Alan Nass | 1963 | 1963 |
| Ida Neal | 1989 | 1995 |
| Jim Nolan | 1949 | 1962 |
| Brian Oliver | 1990 | 2000 |
| Wesley Paxson | 1944 | 1969 |
| Frank Player | 1928 | 1984 |
| Mark Price | 1986 | 1991 |
| Terry Randall | 1959 | 1970 |
| Wayne Richards | 1961 | 1980 |
| Babe Roane | 1924 | 1971 |
| John Salley | 1986 | 1991 |
| Dennis Scott | 1990 | 2001 |
| Mickey Sermersheim | 1951 | 1972 |
| Pete Silas | 1953 | 1959 |
| Fletcher Sims (also football) | 1937 | 1968 |
| Jim Thorne | 1971 | 1979 |
| Pete Thorne | 1968 | 1979 |
| Mike Tomasovich | 1964 | 1980 |
| Teeter Umsted | 1952 | 1962 |
| Phil Wagner | 1968 | 1973 |
| Jim Wood | 1977 | 1985 |
| Rich Yunkus | 1971 | 1971 |



The following six Georgia Tech basketball players have had their jersey numbers permanently retired. Banners recognizing them hang in the interior of McCamish Pavilion.

#15 • Matt Harpring

Retired Feb. 25, 1998

- First-team all-American in 1998
- One of only two Tech players to earn first-team all-ACC honors three times
- Came within eight points of breaking the Tech career scoring record, finishing second with 2,225 points
- Also ranks second in career rebounds and among Tech's all-time leaders in virtually every statistical category
- Two-time Academic All-American

#20 • Tom Hammonds

Retired March 1, 1989

- Third-team all-American in 1989
- Three-time all-ACC selection, including first-team honors in 1988 and 1989
- ACC Rookie of the Year in 1986
- Became the third player in Tech history to score 2,000 points and still ranks fifth in career scoring and rebounding
- Helped Tech to four straight NCAA Tournament appearances

#21 • Roger Kaiser

Retired Feb. 27, 1961

- Georgia Tech's first all-American (1960) and one of only two consensus all-Americans (1961) in school history
- SEC Player of the Year in 1961
- Led Tech to its first NCAA Tournament
- Finished with Tech career records for points and scoring average

#22 • John Salley

Retired March 2, 1986

- Second-team all-American in 1986
- Two-time all-ACC selection
- Finished with the Tech career record for blocked shots
- Along with Mark Price, helped the Jackets rise to national prominence

#25 • Mark Price


Retired March 2, 1986

- Three-time all-American, including first-team honors in 1985
- Tech's first all-ACC first-team honoree and one of only two Jackets to be all-ACC three straight years
- ACC Rookie of the Year in 1983, when he led the league in scoring
- Finished his career as Tech's second-leading scorer and leader in assists and steals

#40 • Rich Yunkus

Retired in 1971

- Tech's all-time leading scorer with 2,232 points in just three seasons
- Second-team all-America in 1971 and a third-team selection in 1970
- Averaged a school-record 30.1 points per game as a junior
- Three-time Academic All-American



Banners recognizing the considerable and legendary accomplishments of the following individuals also hang alongside those of the six players.

Al Ciraldo

Voice of the Jackets

- Georgia Tech radio announcer for 43 years
- Called play-by-play for 1,030 basketball games from 1954-93
- Banner was raised on Feb. 14, 1998, three months after his death at the age of 76

Bobby Cremins

Head Coach 1981-2000

- National Coach of the Year - 1985, 1990
- ACC Coach of the Year - 1983, 1985, 1996
- Led Tech to three ACC titles (1985, 1990, 1993) and one NCAA Final Four
- Coaching record at Georgia Tech - 354-237
- Banner was raised and the Alexander Memorial Coliseum court was named in his honor on March 8, 2003

John "Whack" Hyder

Head Coach 1952-73

- Led Tech to its first NCAA Tournament appearance in 1960
- Led Tech to NIT appearances in 1970 and 1971, advancing to the finals in 1971
- Beat Kentucky teams ranked No. 1 three times in his career
- Coaching record at Georgia Tech - 292-271
- Banner was raised during the 2003-04 season

YEAR-BY-YEAR AT-A-GLANCE

| Year | Coach | Captain(s) | W-L | Conf. |
|--|-------------------|---|-------|-------|
| 1906 | Chapman | Wert | 2-1 | |
| 1909 | John Heisman | Val Dawson | 1-6 | |
| 1910-12 | No teams | | | |
| 1913 | John Heisman | J.T.L. Brown | 2-6 | |
| 1914 | John Heisman | Forbes Bradley | 6-2 | |
| 1915-19 | No teams | | | |
| 1920 | William Alexander | G.R. Frazer | 7-10 | |
| 1921 | Joe Bean | A.H. Staton | 4-10 | |
| Tech enters Southern Conference | | | | |
| 1922 | William Alexander | J.D. Brewster | 11-6 | |
| 1923 | William Alexander | E.L. Jenks | 9-9 | |
| 1924 | William Alexander | R.W. Roane | 9-13 | |
| 1925 | Harold Hansen | Fred Moore | 4-12 | |
| 1926 | Harold Hansen | George Wilder | 6-11 | |
| 1927 | Roy Mundorff | Dynamite Wilder | 17-10 | |
| 1928 | Roy Mundorff | Nick George | 10-7 | |
| 1929 | Roy Mundorff | Hank Heeke | 15-6 | |
| 1930 | Roy Mundorff | Sid Goldin | 10-13 | |
| 1931 | Roy Mundorff | H.F. Wages | 11-13 | |
| 1932 | Roy Mundorff | Unknown | 7-6 | |
| Tech enters Southeastern Conference | | | | |
| 1933 | Roy Mundorff | Unknown | 9-6 | 7-6 |
| 1934 | Roy Mundorff | Unknown | 6-12 | 4-9 |
| 1935 | Roy Mundorff | Billy Glenn | 6-8 | 5-5 |
| 1936 | Roy Mundorff | Unknown | 10-8 | 8-6 |
| 1937 | Roy Mundorff | Whack Hyder | 13-2 | 10-0 |
| 1938* | Roy Mundorff | Bo Johnston | 18-2 | 12-2 |
| 1939 | Roy Mundorff | Lester Anderson | 6-9 | 4-8 |
| 1940 | Roy Mundorff | Walter Haymans | 7-8 | 6-7 |
| 1941 | Roy Mundorff | Carlton Lewis | 8-11 | 4-9 |
| 1942 | Roy Mundorff | Carlton Lewis | 8-8 | 4-8 |
| 1943 | Roy Mundorff | Jake Lance | 11-5 | 7-5 |
| 1944 | Dwight Keith | Wes Paxson | 14-4 | 3-1 |
| 1945 | Dwight Keith | Frank Broyles | 11-6 | 9-5 |
| 1946 | Dwight Keith | Bob Davis | 10-11 | 6-7 |
| 1947 | Roy McArthur | Herb Bergman | 12-11 | 6-6 |
| 1948 | Roy McArthur | Unknown | 12-16 | 9-11 |
| 1949 | Roy McArthur | Jim Nolan | 11-13 | 7-10 |
| 1950 | Roy McArthur | Unknown | 14-13 | 7-9 |
| 1951 | Roy McArthur | Mickey Sermersheim | 8-19 | 7-12 |
| 1952 | Whack Hyder | Teeter Umstead | 7-15 | 5-13 |
| 1953 | Whack Hyder | Pete Silas | 5-17 | 4-9 |
| 1954 | Whack Hyder | John Harwell | 2-22 | 0-14 |
| 1955 | Whack Hyder | Bobby Kimmel | 12-13 | 7-7 |
| 1956 | Whack Hyder | Bobby Kimmel | 12-11 | 6-8 |
| 1957 | Whack Hyder | Bobby Kimmel | 18-8 | 9-5 |
| 1958 | Whack Hyder | Terry Randall, Jim Johnson, Gary Phillips | 15-11 | 7-7 |
| 1959 | Whack Hyder | Terry Randall | 17-9 | 9-5 |
| 1960# | Whack Hyder | Roger Kaiser | 22-6 | 11-3 |
| 1961 | Whack Hyder | Roger Kaiser | 13-13 | 6-8 |
| 1962 | Whack Hyder | Josh Powell | 10-16 | 4-10 |
| 1963 | Whack Hyder | Alan Nass | 21-5 | 10-4 |
| 1964 | Whack Hyder | R.D. Craddock | 17-9 | 9-5 |
| Tech leaves Southeastern Conference | | | | |
| 1965 | Whack Hyder | R.D. Craddock | 14-11 | |
| 1966 | Whack Hyder | Pres Judy | 13-13 | |
| 1967 | Whack Hyder | Pres Judy | 17-9 | |
| 1968 | Whack Hyder | Phil Wagner | 12-13 | |
| 1969 | Whack Hyder | Ted Tomasovich | 12-13 | |
| 1970% | Whack Hyder | Rich Yunkus | 17-10 | |
| 1971% | Whack Hyder | Jim Thorne | 23-9 | |
| 1972 | Whack Hyder | Frank Samoylo | 6-20 | |
| 1973 | Whack Hyder | Peanut Murphy | 7-18 | |
| 1974 | Dwane Morrison | Steve Sonnenberg | 5-21 | |
| 1975 | Dwane Morrison | Steve Sonnenberg, Preston Campbell | 11-15 | |
| Tech enters Metro Conference | | | | |
| 1976 | Dwane Morrison | Harry Allen, Mike Bottorff | 13-14 | 0-1 |

All-Time Record 1,362-1,226 (.526)

Winning/Losing/.500 seasons 53/46/4

All-Time SEC Record 212-224 (32 seasons)

SEC Championships 1 (1938)

All-Time Metro Record 9-10 (3 seasons)

All-Time ACC Record (Reg. season) 248-362 (39 seasons)

ACC Regular-Season Championships 2 (1985-T, 1996)

ACC Tournament Championships 3 (1985, 1990, 1993)

NCAA 16 (1960, 1985, 1986, 1987, 1988, 1989, 1990, 1991, 1992, 1993, 1996, 2001, 2004, 2005, 2007, 2010)

NIT 8 (1970, 1971, 1984, 1994, 1998, 1999, 2003, 2016, 2017)

| Year | Coach | Captain(s) | W-L | Conf. |
|--|----------------|---|-------|------------|
| 1977 | Dwane Morrison | Ray Schnitzer | 18-10 | 3-3 |
| 1978 | Dwane Morrison | Bill Allgood | 15-12 | 6-6 |
| Tech leaves Metro Conference | | | | |
| 1979 | Dwane Morrison | Tico Brown, Sammy Drummer, Billy Smith | 17-9 | |
| Tech enters Atlantic Coast Conference | | | | |
| 1980 | Dwane Morrison | Lenny Horton | 8-18 | 1-13/8th |
| 1981 | Dwane Morrison | None | 4-23 | 0-14/8th |
| 1982 | Bobby Cremins | Brook Steppe, Stu Lyon | 10-16 | 3-11/8th |
| 1983 | Bobby Cremins | George Thomas, Maurice Bradford | 13-15 | 4-10/6th |
| 1984% | Bobby Cremins | Mark Price, John Salley | 18-11 | 6-8/T5th |
| 1985+% | Bobby Cremins | Mark Price, John Salley | 27-8 | 9-5/T1st |
| 1986# | Bobby Cremins | Mark Price, John Salley | 27-7 | 11-3/2nd |
| 1987# | Bobby Cremins | Bruce Dairymple | 16-13 | 7-7/5th |
| 1988# | Bobby Cremins | Duane Ferrell | 22-10 | 8-6/4th |
| 1989# | Bobby Cremins | Tom Hammonds | 20-12 | 8-6/5th |
| 1990+## | Bobby Cremins | Brian Oliver | 28-7 | 8-6/T3rd |
| 1991# | Bobby Cremins | Brian Domalik, James Munlyn | 17-13 | 6-8/T5th |
| 1992# | Bobby Cremins | Jon Barry, Greg White | 23-12 | 8-8/T4th |
| 1993+% | Bobby Cremins | Ivano Newbill, Malcolm Mackey | 19-11 | 8-8/6th |
| 1994% | Bobby Cremins | Ivano Newbill | 16-13 | 7-9/6th |
| 1995 | Bobby Cremins | Travis Best, James Forrest | 18-12 | 8-8/5th |
| 1996+% | Bobby Cremins | Drew Barry, John Kelly | 24-12 | 13-3/1st |
| 1997 | Bobby Cremins | Eddie Elisma | 9-18 | 3-13/9th |
| 1998% | Bobby Cremins | Matt Harpring, Michael Maddox | 19-14 | 6-10/6th |
| 1999% | Bobby Cremins | Jon Babul, Jason Floyd | 15-16 | 6-10/T5th |
| 2000 | Bobby Cremins | Jason Collier, Jason Floyd, Paul Trotti | 13-17 | 5-11/8th |
| 2001# | Paul Hewitt | Jon Babul, Shaun Fein, Alvin Jones | 17-13 | 8-8/5th |
| 2002 | Paul Hewitt | Tony Akins, Michael Isenhour, Winston Neal | 15-16 | 7-9/T5th |
| 2003# | Paul Hewitt | Marvin Lewis | 16-15 | 7-9/5th |
| 2004## | Paul Hewitt | Marvin Lewis | 28-10 | 9-7/T3rd |
| 2005# | Paul Hewitt | Anthony McHenry, Isma'il Muhammad | 20-12 | 8-8/T4th |
| 2006 | Paul Hewitt | Theodis Tarver, Mario West | 11-17 | 4-12/T11th |
| 2007# | Paul Hewitt | Mario West, Jeremis Smith | 20-12 | 8-8/T6th |
| 2008 | Paul Hewitt | Jeremis Smith | 15-17 | 7-9/T7th |
| 2009 | Paul Hewitt | D'Andre Bell, Zachery Peacock | 12-19 | 2-14/T12th |
| 2010# | Paul Hewitt | D'Andre Bell, Zachery Peacock | 23-13 | 7-9/7th |
| 2011 | Paul Hewitt | Moe Miller, Iman Shumpert, Lance Stors | 13-18 | 5-11/T10th |
| 2012 | Brian Gregory | Daniel Miller, Mfon Udofia | 11-20 | 4-12/T11th |
| 2013 | Brian Gregory | Daniel Miller, Mfon Udofia | 16-15 | 6-12/T9th |
| 2014 | Brian Gregory | Trae Golden, Kammeon Holsey, Daniel Miller | 16-17 | 6-12/T11th |
| 2015 | Brian Gregory | Demarco Cox, Marcus Georges-Hunt | 12-19 | 3-15/T13th |
| 2016% | Brian Gregory | Marcus Georges-Hunt, Charles Mitchell, Quinton Stephens | 21-15 | 8-10/T11th |
| 2017% | Josh Pastner | Corey Heyward, Ben Lammers, Quinton Stephens | 21-16 | 8-10/T11th |
| 2018 | Josh Pastner | Ben Lammers, Josh Okogie | 13-19 | 6-12/T13th |

*SEC Champions; +ACC Champions

#NCAA (##Final Four); %NIT

ACC TOURNAMENT HISTORY

1980, Greensboro Coliseum, Greensboro, N.C.

#1 Maryland 51, #8 Georgia Tech 49 (ot)

1981, Capital Centre, Landover, Md.

#1 Virginia 76, #8 Georgia Tech 47

1982, Greensboro Coliseum, Greensboro, N.C.

#1 North Carolina 55, #8 Georgia Tech 39

1983, The Omni, Atlanta, Ga.

#6 Georgia Tech 64, #3 Maryland 58

#2 Virginia 96, Georgia Tech 67

1984, Greensboro Coliseum, Greensboro, N.C.

#3 Duke 67, #6 Georgia Tech 63 (ot)

1985, The Omni, Atlanta, Ga. (Champions)

#1 Georgia Tech 55, #8 Virginia 48

Georgia Tech 75, #4 Duke 64

Georgia Tech 57, #2 North Carolina 54

1986, Greensboro Coliseum, Greensboro, N.C. (Runner-up)

#1 Georgia Tech 79, #8 Clemson 61

Georgia Tech 64, #6 Maryland 62

#1 Duke 68, Georgia Tech 67

1987, Capital Centre, Landover, Md.

#4 Virginia 55, #5 Georgia Tech 54

1988, Greensboro Coliseum, Greensboro, N.C.

#5 Maryland 84, #4 Georgia Tech 67

1989, The Omni, Atlanta, Ga.

#4 North Carolina 77, #5 Georgia Tech 62

1990, Charlotte Coliseum, Charlotte, N.C. (Champions)

#3 Georgia Tech 76, #6 NC State 67

Georgia Tech 83, #2 Duke 72

Georgia Tech 70, #5 Virginia 61

1991, Charlotte Coliseum, Charlotte, N.C.

#4 NC State 82, #5 Georgia Tech 68

1992, Charlotte Coliseum, Charlotte, N.C.

#4 Georgia Tech 68, #5 Virginia 56

#1 Duke 89, Georgia Tech 76

1993, Charlotte Coliseum, Charlotte, N.C. (Champions)

#6 Georgia Tech 69, #3 Duke 66

Georgia Tech 69, #7 Clemson 61

Georgia Tech 77, #1 North Carolina 75

1994, Charlotte Coliseum, Charlotte, N.C.

#3 Wake Forest 74, #6 Georgia Tech 49

1995, Greensboro Coliseum, Greensboro, N.C.

#4 Virginia 77, #5 Georgia Tech 67

1996, Greensboro Coliseum, Greensboro, N.C. (Runner-up)

#1 Georgia Tech 88, #9 NC State 73

Georgia Tech 84, #5 Maryland 79

#2 Wake Forest 75, Georgia Tech 74

1997, Greensboro Coliseum, Greensboro, N.C.

#8 NC State 60, #9 Georgia Tech 46

1998, Greensboro Coliseum, Greensboro, N.C.

#3 Maryland 83, #6 Georgia Tech 65

1999, Charlotte Coliseum, Charlotte, N.C.

#3 North Carolina 78, #6 Georgia Tech 49

2000, Charlotte Coliseum, Charlotte, N.C.

#7 Florida State 63, #8 Georgia Tech 62

2001, Georgia Dome, Atlanta, Ga.

#5 Georgia Tech 74, #4 Virginia 69

#1 North Carolina 70, Georgia Tech 63

2002, Charlotte Coliseum, Charlotte, N.C.

#3 Wake Forest 92, #6 Georgia Tech 83

2003, Greensboro Coliseum, Greensboro, N.C.

#4 NC State 71, #5 Georgia Tech 65

2004, Greensboro Coliseum, Greensboro, N.C.

#4 Georgia Tech 83, #5 North Carolina 82

#1 Duke 85, Georgia Tech 71

2005, MCI Center, Washington, D.C. (Runner-up)

#5 Georgia Tech 73, #4 Virginia Tech 54

Georgia Tech 78, #1 North Carolina 75

#3 Duke 69, Georgia Tech 64

2006, Greensboro Coliseum, Greensboro, N.C.

#6 Maryland 84, #11 Georgia Tech 62

2007, St. Pete Times Forum, Tampa, Fla.

#11 Wake Forest 114, #5 Georgia Tech 112 (2 ot)

2008, Bobcats Arena, Charlotte, N.C.

#7 Georgia Tech 94, #10 Virginia 76

#2 Duke 82, Georgia Tech 70

2009, Georgia Dome, Atlanta, Ga.

#12 Georgia Tech 86, #5 Clemson 81

#4 Florida State 64, Georgia Tech 62

2010, Greensboro Coliseum, Greensboro, N.C.

#7 Georgia Tech 62, #10 North Carolina 58

#7 Georgia Tech 69, #2 Maryland 64

#7 Georgia Tech 64, #11 NC State 59

#1 Duke 65, #7 Georgia Tech 61

2011, Greensboro Coliseum, Greensboro, N.C.

#6 Virginia Tech 59, #11 Georgia Tech 43

2012, Philips Arena, Atlanta, Ga.

#6 Miami 54, #11 Georgia Tech 36

2013, Greensboro Coliseum, Greensboro, N.C.

#8 Boston College 84, #9 Georgia Tech 64

2014, Greensboro Coliseum, Greensboro, N.C.

#11 Georgia Tech 73, #14 Boston College 70 (ot)

#6 Clemson 69, #11 Georgia Tech 65 (ot)

2015, Greensboro Coliseum, Greensboro, N.C.

#12 Boston College 66, #13 Georgia Tech 65

2016, Verizon Center, Washington, D.C.

#10 Georgia Tech 88, #7 Clemson 85 (ot)

#2 Virginia 72, #10 Georgia Tech 52

2017, Barclays Center, Brooklyn, N.Y.

#14 Pittsburgh 61, #11 Georgia Tech 59

2018, Barclays Center, Brooklyn, N.Y.

#12 Boston College 87, #13 Georgia Tech 77

ACC All-Tournament

| | |
|------|---|
| 1980 | Brook Steppe, G (2nd) |
| 1983 | Mark Price, G (2nd) |
| 1984 | Mark Price, G (2nd) |
| 1985 | Mark Price, G (1st), Bruce Dalrymple, G (1st), Yvon Joseph, C (2nd), John Salley, F (2nd) |
| 1986 | Duane Ferrell, F (1st), Mark Price, G (2nd), Tom Hammonds, F (2nd), John Salley, F (3rd) |
| 1990 | Brian Oliver, G (1st), Dennis Scott, F (1st), Kenny Anderson, G (1st), Malcolm Mackey, F (3rd) |
| 1992 | Malcolm Mackey, F (2nd) |
| 1993 | James Forrest, F (1st), Drew Barry, G (1st), Travis Best, G (2nd) |
| 1996 | Matt Harpring, F (1st), Stephon Marbury, G (1st) |
| 2001 | Alvin Jones, C (2nd) |
| 2004 | B.J. Elder, G (2nd) |
| 2005 | Will Bynum, G (1st), Jarrett Jack, G (2nd) |
| 2009 | Lewis Clinch, G (2nd) |
| 2010 | Derrick Favors, F (1st), Gani Lawal, F (2nd), Iman Shumpert, G (2nd) |

Everett Case Award*

| | |
|------|---|
| 1985 | Mark Price, G |
| 1990 | Brian Oliver, G |
| 1993 | James Forrest, F* <i>ACC Tournament MVP</i> |

Record by Site

| | |
|-----------------------------------|------|
| Barclays Center, Brooklyn, N.Y. | 0-2 |
| Bobcats Arena, Charlotte, N.C. | 1-1 |
| Capital Centre, Landover, Md. | 0-2 |
| Charlotte (N.C.) Coliseum | 7-6 |
| Georgia Dome, Atlanta, Ga. | 2-2 |
| Greensboro (N.C.) Coliseum | 9-17 |
| The Omni, Atlanta, Ga. | 4-2 |
| Philips Arena, Atlanta, Ga. | 0-1 |
| St. Pete Times Forum, Tampa, Fla. | 0-1 |
| Verizon Center, Washington, D.C. | 3-2 |

Record by Seed

| Seed (Yrs) | Record | Titles |
|------------|--------|--------|
| No. 1 (2) | 5-1 | 1 |
| No. 2 (1) | 2-1 | 0 |
| No. 3 (1) | 3-0 | 1 |
| No. 4 (3) | 2-3 | 0 |
| No. 5 (7) | 3-7 | 0 |
| No. 6 (7) | 4-7 | 1 |
| No. 7 (2) | 4-2 | 0 |
| No. 8 (4) | 0-4 | 0 |
| No. 9 (2) | 0-2 | 0 |
| No. 10 (1) | 1-1 | 0 |
| No. 11 (4) | 1-5 | 0 |
| No. 12 (1) | 1-1 | 0 |
| No. 13 (2) | 0-2 | 0 |

Annual Regular Season Finishes

| Year | Record | Finish | Seed |
|------|--------|--------|------|
| 1980 | 1-13 | 8th | 8th |
| 1981 | 0-14 | 8th | 8th |
| 1982 | 3-11 | 8th | 8th |
| 1983 | 4-10 | 6th | 6th |
| 1984 | 6-8 | T-5th | 6th |
| 1985 | 9-5 | T-1st | 1st |
| 1986 | 11-3 | 2nd | 2nd |
| 1987 | 7-7 | 5th | 5th |
| 1988 | 8-6 | 4th | 4th |
| 1989 | 8-6 | 5th | 5th |
| 1990 | 8-6 | T-3rd | 3rd |
| 1991 | 6-8 | T-5th | 5th |
| 1992 | 8-8 | T-4th | 4th |
| 1993 | 8-8 | 6th | 6th |
| 1994 | 7-9 | 6th | 6th |
| 1995 | 8-8 | 5th | 5th |
| 1996 | 13-3 | 1st | 1st |
| 1997 | 3-13 | 9th | 9th |
| 1998 | 6-10 | 6th | 6th |
| 1999 | 6-10 | T-5th | 6th |
| 2000 | 5-11 | 8th | 8th |
| 2001 | 8-8 | T-5th | 5th |
| 2002 | 7-9 | T-5th | 6th |
| 2003 | 7-9 | 5th | 5th |
| 2004 | 9-7 | T-3rd | 4th |
| 2005 | 8-8 | T-4th | 5th |
| 2006 | 4-12 | T-10th | 11th |
| 2007 | 8-8 | T-6th | 6th |
| 2008 | 7-9 | T-7th | 7th |
| 2009 | 2-14 | 12th | 12th |
| 2010 | 7-9 | 7th | 7th |
| 2011 | 5-10 | T10th | 11th |
| 2012 | 4-12 | T9th | 11th |
| 2013 | 6-12 | T9th | 9th |
| 2014 | 6-12 | T-11th | 11th |
| 2015 | 3-15 | 13th | 13th |
| 2016 | 8-10 | T-11th | 10th |
| 2017 | 8-10 | 11th | 11th |
| 2018 | 6-12 | 13th | 13th |

ACC TOURNAMENT HISTORY

ACC Tournament Progression Chart

| Team | Years | 1st Rd | 2nd Rd | QF | SF | F | Total | Pct. | GT vs. |
|---------------------|----------------------|-------------|------------|--------------|------------|------------|--------------|-------------|-----------|
| North Carolina | 1954-1960, 1962-2018 | 0-1 | 2-0 | 44-13 | 35-14 | 18-17 | 99-45 | .688 | 5-4 |
| Duke | 1954-2018 | 4-1 | 1-0 | 41-18 | 31-14 | 19-12 | 96-45 | .681 | 3-7 |
| Notre Dame | 2014-18 | 1-1 | 1-0 | 2-1 | 1-1 | 1-0 | 6-3 | .667 | -- |
| NC State | 1954-2018 | 9-6 | 2-2 | 33-21 | 17-18 | 10-7 | 71-54 | .568 | 3-3 |
| Miami | 2005-2018 | 7-2 | 1-1 | 3-7 | 1-2 | 1-0 | 13-12 | .520 | 0-1 |
| Boston College | 2006-2018 | 6-4 | 1-1 | 2-5 | 1-1 | 0-1 | 10-12 | .455 | 1-3 |
| Maryland | 1954-1990, 1992-2014 | 7-3 | 0-1 | 28-27 | 9-20 | 3-6 | 47-57 | .452 | 4-4 |
| South Carolina | 1954-1971 | N/A | N/A | 9-9 | 3-6 | 1-2 | 13-17 | .433 | -- |
| Pittsburgh | 2014-18 | 0-1 | 2-1 | 1-1 | 0-1 | 0-0 | 3-4 | .429 | 0-1 |
| Georgia Tech | 1980-2018 | 4-10 | 1-1 | 11-17 | 7-4 | 3-4 | 26-36 | .419 | -- |
| Wake Forest | 1954-2018 | 3-8 | 0-1 | 26-28 | 10-17 | 4-6 | 43-60 | .417 | 0-4 |
| Virginia | 1954-2018 | 4-5 | 0-0 | 24-35 | 9-15 | 3-6 | 40-61 | .396 | 5-4 |
| Florida State | 1992-2018 | 8-5 | 2-2 | 3-16 | 2-1 | 1-1 | 16-25 | .390 | 0-2 |
| Virginia Tech | 2005-2018 | 4-3 | 1-2 | 3-5 | 0-3 | 0-0 | 8-13 | .381 | 1-1 |
| Louisville | 2018 | 0-0 | 1-0 | 0-2 | 0-0 | 0-0 | 1-2 | .333 | -- |
| Clemson | 1954-2018 | 3-12 | 1-2 | 13-37 | 2-11 | 0-2 | 19-64 | .229 | 3-1 |
| Syracuse | 2014, 2016-18 | 1-0 | 0-1 | 0-1 | 0-0 | 0-0 | 1-3 | .250 | -- |

Tournament Superlatives

Individual by Tech

Points: 35, Will Bynum vs. North Carolina, 2005
 Field goals: 13, James Forrest vs. Duke, 1993
 Field goal attempts: 24, Dennis Scott vs. Duke, 1990
 Field goal percentage: 1.000 (7-7), Alade Aminu vs. Wake Forest, 2007
 3-point field goals: 6, Anthony Morrow vs. Virginia, 2008
 3-point FG attempts: 15, Dennis Scott vs. N. Carolina, 1989
 Free throws: 14, Mark Price vs. Duke, 1985
 Free throw attempts: 14, Mark Price vs. Duke, 1985
 Free throw percentage: 1.000 (14-14), Mark Price vs. Duke, 1985
 Rebounds: 17, Luke Schenscher vs. North Carolina, 2004
 Assists: 13, Drew Barry vs. Clemson, 1993
 Turnovers: 9, Stu Lyons vs. Virginia, 1981
 Blocked shots: 7, Matt Geiger vs. Virginia, 1992
 Steals: 7, Jarrett Jack vs. NC State, 2003

Team by Tech

Points: 112 vs. Wake Forest, 2007
 Fewest points: 36 vs. Miami, 2012
 Fewest points in a win: 55 vs. Virginia, 1985
 Winning margin: 19 vs. Virginia Tech, 2005
 Losing margin: 29 vs. Virginia, 1981 & 1983, North Carolina, 1991
 Field goals: 40 vs. Wake Forest, 2007
 Field goal attempts: 75 vs. Boston College, 2013
 Field goal percentage: .579 (33-57) vs. Virginia, 2008
 Lowest FG percentage: .296 (21-71) vs. Duke, 2005
 Field goal percentage (tournament): .508 (60-118), 2008
 3-point field goals: 13 vs. Virginia, 2008
 3-point FG attempts: 33 vs. North Carolina, 2001
 Free throws: 26 vs. Maryland, 1983
 Free throw attempts: 35 vs. Maryland, 1983; Wake Forest, 2007
 Free throw percentage: .885 (23-26) vs. North Carolina, 1993
 Free throw percentage (tournament): .806 (25-31), 2008
 Rebounds: 47 vs. North Carolina, 2005
 Assists: 23 vs. Duke, 1993
 Turnovers: 24 vs. Maryland, 1996
 Fewest turnovers: 6 vs. Wake Forest, 1996
 Blocked shots: 13 vs. Virginia, 1992
 Steals: 14 vs. North Carolina, 1985

Individual by Opponents

Points: 41, Olivier Hanlan, Boston College, 2013
 Field goals: 14, Olivier Hanlan, Boston College, 2013
 Field goal attempts: 23, Junior Burrough, Virginia, 1995
 Field goal percentage: .833, (5-6) Kenny Smith, North Carolina, 1985
 3-point field goals: 8, Olivier Hanlan, Boston College, 2013
 3-point FG attempts: 12, Donald Williams, North Carolina, 1993; Chris Whitney, Clemson, 1993
 Free throws: 14, Kyle Singler, Duke, 2010
 Free throw attempts: 16, Kyle Singler, Duke, 2010
 Free throw percentage: 1.000, Rashad McCants (10-10), North Carolina, 2004 (10-10); J.J. Redick (10-10), Duke, 2005
 Rebounds: 22, Tim Duncan, Wake Forest, 1996
 Assists: 10, Rudy Archer, Maryland, 1988; Sean Singletary, Virginia, 2008
 Blocked Shots: 6, Tim Duncan, Wake Forest, 1994; Johnny Rhodes, Maryland, 1996; Josh Powell, NC State, 2003; Shelden Williams, Duke, 2005
 Steals: 5, Jeff Jones, Virginia, 1981; Landon Milbourne, Maryland, 2010

Team by Opponents

Points: 114 by Wake Forest, 2007
 Fewest points: 48 by Virginia, 1985
 Fewest points in a win: 51 by Maryland, 1980
 Field goals: 34 by Wake Forest, 2007
 Field goal attempts: 81 by Virginia, 1992
 Field goal percentage: .642 (34-53) by Wake Forest, 2007
 Lowest FG percentage: .247 (20-81) by Virginia, 1992
 Lowest FG percentage (tournament): .375 (63-168), 2005
 3-point field goals: 14 by Boston College, 2013
 3-point field goal attempts: 24 by Boston College, 2013
 3-point field goal percentage: .582 (14-24) by Boston College, 2013
 Free throws: 33 by Virginia, 1983
 Free throw attempts: 48 by Wake Forest, 2007
 Free throw percentage: 1.000 (12-12) by North Carolina, 1985
 Rebounds: 50 by Virginia, 2001
 Assists: 22 by Wake Forest, 2007
 Turnovers: 23 by Maryland, 1983
 Blocked shots: 9 by Duke, 2005; Maryland, 2006
 Steals: 16 by Virginia, 1981

Best Career Totals

Minimum 4 games, 2 tournaments
 Points: 162, Mark Price, 1983-86 (9 games)
 Scoring average: 20.6, Dennis Scott, 1988-90 (6)
 Field goals: 54, Mark Price, 1983-86 (9)
 Field goal attempts: 132, Mark Price, 1983-86 (9)
 Field goal percentage: .593 (35-59), Tom Hammonds, 1986-89 (6)
 3-point field goals: 20, Tony Akins, 1999-2002 (5)
 3-point FG attempts: 52, Tony Akins, 1999-2002 (5)
 3-point FG percentage: .600 (9-15), Michael Maddox, 1995-96 (4)
 Free throws: 46, Mark Price, 1983-86 (9)
 Free throw attempts: 50, Mark Price, 1983-86 (9)
 Free throw percentage: .920 (46-50), Mark Price, 1983-86 (9)
 Rebounds: 89, Malcolm Mackey, 1990-93 (9)
 Assists: 61, Drew Barry, 1993-96 (8)
 Blocked shots: 18, John Salley, 1983-86 (9)
 Steals: 23, Mark Price, 1983-86 (9)
 Games played: 9, Malcolm Mackey, 1990-93; Mark Price, 1983-86; John Salley, 1983-86; Zachery Peacock, 2007-10

Best Tournament Totals

Points: 80, James Forrest, 1993
 Scoring average: 26.7, James Forrest, 1993
 Field goals: 35, James Forrest, 1993
 Field goal attempts: 55, Dennis Scott, 1990
 Field goal percentage: .686 (35-51), James Forrest, 1993
 3-point field goals: 10, Stephon Marbury, 1996
 3-point FG attempts: 27, Dennis Scott, 1990
 3-point FG percentage: .667, Michael Maddox (8-12), 1996; Anthony Morrow (8-12), 2008
 Free throws: 20, Mark Price (20 att.), 1985
 Free throw attempts: 27, Derrick Favors (18 made), 2010
 Free throw percentage: 1.000 (20-20), Mark Price, 1985
 Rebounds: 39, Derrick Favors, 2010
 Assists: 27, Drew Barry, 1993
 Blocked shots: 12, Derrick Favors, 2010
 Steals: 11, Bruce Dalrymple, 1985

NCAA TOURNAMENT HISTORY

1960 (1-1) - Mideast Region

Freedom Hall, Louisville, Ky.

1st round: Georgia Tech 57, Ohio University 54

2nd round: Ohio State 86, Georgia Tech 69

1985 (3-1) - East Region, No. 2 Seed

The Omni, Atlanta, Ga.

1st round: Georgia Tech 65, Mercer 58

2nd round: Georgia Tech 70, Syracuse 53

Providence Civic Center, Providence, R.I.

Regional Semifinal: Georgia Tech 61, Illinois 53

Regional Final: Georgetown 60, Georgia Tech 54

All-East Regional: Mark Price, John Salley, Bruce Dalrymple

1986 (2-1) - Southeast Region, No. 2 Seed

Assembly Center, Baton Rouge, La.

1st round: Georgia Tech 68, Marist 53

2nd round: Georgia Tech 66, Villanova 61

The Omni, Atlanta, Ga.

Regional Semifinal: Louisiana State 70, Georgia Tech 64

1987 (0-1) - Midwest Region, No. 7 Seed

Rosemont Horizon, Chicago, Ill.

1st round: Louisiana State 85, Georgia Tech 79

1988 (1-1) - East Region, No. 5 Seed

Civic Center, Hartford, Conn.

1st round: Georgia Tech 90, Iowa State 78

2nd round: Richmond 59, Georgia Tech 55

1989 (0-1) - Midwest Region, No. 6 Seed

Reunion Arena, Dallas, Texas

1st round: Texas 76, Georgia Tech 70

1990 (4-1) - Southeast Region, No. 4 Seed

Thompson-Boling Arena, Knoxville, Tenn.

1st round: Georgia Tech 99, East Tennessee St. 83

2nd round: Georgia Tech 94, Louisiana State 91

Superdome, New Orleans, La.

Regional Semifinal: Georgia Tech 81, Michigan State 80 (ot)

Regional Final: Georgia Tech 93, Minnesota 91

All-Southeast Regional: Kenny Anderson MVP, Dennis Scott

McNichols Arena, Denver, Colo.

National Semifinal: UNLV 90, Georgia Tech 81

All-Final Four: Dennis Scott

1991 (1-1) - Midwest Region, No. 8 Seed

University of Dayton Arena, Dayton, Ohio

1st round: Georgia Tech 87, DePaul 70

2nd round: Ohio State 65, Georgia Tech 61

1992 (2-1) - Midwest Region, No. 7 Seed

Bradley Center, Milwaukee, Wis.

1st round: Georgia Tech 65, Houston 60

2nd round: Georgia Tech 79, Southern California 78

Kemper Arena, Kansas City, Mo.

Regional Semifinal: Memphis State 83, Georgia Tech 79 (ot)

All-Midwest Regional: Jon Barry

1993 (0-1) - West Region, No. 4 Seed

McKale Center, Tucson, Ariz.

1st round: Southern 93, Georgia Tech 78

NCAA Tournament Record:

23-16

NCAA Tournament Appearances: 16 (1960, 1985, 1986, 1987, 1988, 1989, 1990, 1991, 1992, 1993, 1996, 2001, 2004, 2005, 2007, 2010)

Most Consecutive NCAA Tournaments: 9, from 1985-93

Most Consecutive Post-Season Appearances: 11, from 1984-94

Sweet 16: 7 (1960, 1985, 1986, 1990, 1992, 1996, 2004)

Elite Eight: 3 (1985, 1990, 2004)

Final Four: 2 (1990, 2004)

NCAA Tournament Record by Seed

No. 1: 0-0 No. 6: 0-1 (1989)

No. 2: 5-2 (1985, 1986) No. 7: 2-2 (1987, 1992)

No. 3: 7-2 (1996, 2004) No. 8: 1-2 (1991, 2001)

No. 4: 4-2 (1990, 1993) No. 10: 1-2 (2007, 2010)

No. 5: 2-2 (1988, 2005)

NCAA Tournament Record by Region

East: 4-2 (1985, 1988)

Mideast: 1-1 (1960)

Southeast: 8-3 (1986, 1990, 1996)

Midwest: 9-7 (1987, 1989, 1991, 1992, 2004, 2007, 2010)

West: 1-3 (1993, 2001, 2005)

1996 (2-1) - Southeast Region, No. 3 Seed

Orlando Arena, Orlando, Fla.

1st round: Georgia Tech 90, Austin Peay 79

2nd round: Georgia Tech 103, Boston College 89

Rupp Arena, Lexington, Ky.

Regional Semifinal: Cincinnati 87, Georgia Tech 70

2001 (0-1) - West Region, No. 8 Seed

Cox Arena, San Diego, Calif.

1st round: St. Joseph's 66, Georgia Tech 62

2004 (5-1) - St. Louis Region, No. 3 Seed

Bradley Center, Milwaukee, Wis.

1st round: Georgia Tech 65, Northern Iowa 60

2nd round: Georgia Tech 57, Boston College 54

Edward Jones Dome, St. Louis, Mo.

Regional Semifinal: Georgia Tech 72, Nevada 67

Regional Final: Georgia Tech 79, Kansas 71 (ot)

All-St. Louis Regional: Jarrett Jack (MVP), Clarence Moore

Alamodome, San Antonio, Texas

National Semifinal: Georgia Tech 67, Oklahoma State 65

National Championship: Connecticut 82, Georgia Tech 73

All-Final Four: Will Bynum, Luke Schenscher

2005 (1-1) - Albuquerque Region, No. 5 Seed

Gaylord Entertainment Center, Nashville, Tenn.

1st round: Georgia Tech 80, George Washington 68

2nd round: Louisville 76, Georgia Tech 54

2007 (0-1) - Midwest Region, No. 10 Seed

United Center, Chicago, Ill.

1st round: UNLV 67, Georgia Tech 63

2010 (1-1) - Midwest Region, No. 10 Seed

Bradley Center, Milwaukee, Wis.

1st round: Georgia Tech 64, Oklahoma State 59

2nd round: Ohio State 75, Georgia Tech 66

NCAA TOURNAMENT HISTORY

Tournament Superlatives

Individual by Tech

Points: 40, Dennis Scott vs. Minnesota, 1990
 Field goals: 14, Dennis Scott vs. East Tennessee State, 1990
 Field goal attempts: 32, Dennis Scott vs. LSU, 1990
 Field goal percentage: .857 (6-7), Malcolm Mackey vs. Southern California, 1992
 3-point field goals: 7, Dennis Scott vs. Minnesota and LSU, 1990
 3-point FG attempts: 14, Dennis Scott vs. UNLV, 1990
 3-point FG percentage: .857 (6-7), Stephon Marbury vs. Boston College, 1996
 Free throws: 19, Tom Hammonds vs. Iowa State, 1988
 Free throw attempts: 21, Tom Hammonds vs. Iowa State, 1988
 Free throw percentage: 1.000, Roger Kaiser (11-11) vs. Ohio University, 1960
 Rebounds: 19, Malcolm Mackey vs. Ohio State, 1991
 Assists: 11, Drew Barry vs. Austin Peay, 1996
 Blocked shots: 5, Michael Maddox vs. Austin Peay, 1996
 Steals: 4, James Forrest vs. Memphis State, 1992; Stephon Marbury vs. Boston College, 1996; Jarrett Jack vs. Kansas, 2004

Team by Tech

Points: 103 vs. Boston College, 1996
 Fewest points: 54 vs. Georgetown, 1985; Louisville, 2005
 Fewest points in win: 57 vs. Ohio University, 1960; Boston College, 2004
 Largest victory margin: 17 vs. Syracuse, 1985
 Largest losing margin: 22 vs. Louisville, 2005
 Field goals: 39 vs. East Tennessee State, 1990
 Field goal attempts: 81 vs. LSU, 1990
 Field goal percentage: .625 (30-48) vs. Southern California, 1992
 Lowest FG percentage: .333 (19-57) vs. Richmond, 1988
 3-point field goals: 16 vs. Boston College, 1996
 3-point FG attempts: 30 vs. Cincinnati, 1996
 3-point FG percentage: .600 (6-10) vs. Iowa State, 1988
 Free throws: 36 vs. Iowa State, 1988
 Free throw attempts: 42 vs. Iowa State, 1988
 Free throw percentage: .960 (24-25) vs. Oklahoma State, 2010
 Rebounds: 52 vs. LSU, 1990
 Assists: 27 vs. Southern California, 1992; Boston College, 1996
 Turnovers: 23 vs. Southern, 1993
 Blocked shots: 7 vs. Michigan State, 1990; Austin Peay, 1996
 Steals: 11 vs. Illinois, 1985

Individual by Opponent

Points: 35, Willie Burton, Minnesota, 1990
 Field goals: 15, Willie Burton, Minnesota, 1990
 Field goal attempts: 32, Lifester Rhodes, Iowa State, 1988
 Field goal percentage: 1.000 (4-4), Charles Outlaw, Houston, 1992
 3-point field goals: 7, Darryl Joe, LSU, 1987
 3-point FG attempts: 14, Anfernee Hardaway, Memphis State, 1992
 3-point FG percentage: 1.000 (4-4), Chuck Murphy, DePaul, 1991
 Free throws: 9, Shaquille O'Neal, LSU, 1990
 Free throw attempts: 12, Peter Woolfolk, Richmond, 1988; Shaquille O'Neal, LSU, 1990; Anfernee Hardaway, Memphis State, 1992; Danya Abrams, Boston College, 1996
 Free throw percentage: 1.000 (7-7), Jerv Vaughn Scales, Southern, 1993
 Rebounds: 18, Perry Carter, Ohio State, 1991; Jerv Vaughn Scales, Southern, 1993
 Assists: 11, Pearl Washington, Syracuse, 1985
 Blocks: 5, Charles Outlaw, Houston, 1992

Steals: 5, Derrick Taylor, LSU, 1986; Leonard White, Southern, 1993

Team by Opponents

Points: 93 by Southern, 1993
 Fewest points: 53 by Syracuse and Illinois, 1985; Marist, 1986
 Fewest points in a win: 59 by Richmond, 1988
 Field goals: 39 by Minnesota, 1990
 Field goal attempts: 81 by Southern, 1993
 Field goal percentage: .546 (36-65) by Ohio State, 1960
 Lowest FG percentage: .317 (19-60) by UNLV, 2007
 3-point field goals: 11 by East Tennessee State, 1990
 3-point FG attempts: 30 by UNLV, 2007
 3-point FG percentage: .667 (10-15) by UNLV, 1990
 Free throws: 25 by Connecticut, 2004
 Free throw attempts: 39 by Connecticut, 2004
 Free throw percentage: 1.000 (11-11) by Villanova, 1986
 Rebounds: 54 by Ohio University, 1960
 Assists: 23 by LSU, 1987
 Turnovers: 19 by Marist, 1986; Illinois, 1985; Mercer, 1985
 Blocks: 10 by LSU, 1990
 Steals: 14 by Southern, 1993

Best Career Totals

Minimum 4 games, 2 tournaments

Points: 207, Dennis Scott, 1988-90 (8 games)
 Scoring average: 25.9, Dennis Scott, 1988-90 (8)
 Field goals: 69, Dennis Scott, 1988-90 (8)
 Field goal attempts: 157, Dennis Scott, 1988-90 (8)
 Field goal percentage: .582 (32-55), Luke Schenscher, 2004-05 (8)
 3-point field goals: 33, Dennis Scott, 1988-90 (8)
 3-point FG attempts: 76, Dennis Scott, 1988-90 (8)
 3-point FG percentage: .434 (33-76), Dennis Scott, 1988-90 (8)
 Free throws: 44, Brian Oliver, 1987-90 (9)
 Free throw attempts: 57, Brian Oliver, 1987-90 (9)
 Free throw percentage: .841 (37-44), Jarrett Jack, 2004-05 (8)
 Rebounds: 68, Malcolm Mackey, 1990-93 (11)
 Rebound average: 8.8, James Forrest, 1992-94 (4)
 Assists: 38, Jarrett Jack, 2004-05 (8)
 Blocks: 12, John Salley, 1985-86 (7)
 Steals: 15, Jarrett Jack, 2004-05 (8)
 Games played: 11, Malcolm Mackey, 1990-93

NIT Record:

14-9

1970 (1-1 • Quarterfinals)

Madison Square Garden, New York
 1st round: Georgia Tech 78, Duquesne 68
 Quarterfinals: St. John's 56, Georgia Tech 55

1971 (3-1 • Runner-up)

Madison Square Garden, New York
 1st round: Georgia Tech 70, LaSalle 67
 Quarterfinals: Georgia Tech 78, Michigan 70
 Semifinals: Georgia Tech 76, St. Bonaventure 71 (2 ot)
 Finals: North Carolina 84, Georgia Tech 64

1984 (0-1)

Cassell Coliseum, Blacksburg, Va.
 1st round: Virginia Tech 77, Georgia Tech 74

1994 (0-1)

Knickerbocker Arena, Albany, N.Y.
 1st round: Siena 74, Georgia Tech 69

1998 (2-1 • Quarterfinals)

Alexander Memorial Coliseum, Atlanta, Ga.
 1st round: Georgia Tech 88, Seton Hall 78
 2nd round: Georgia Tech 80, Georgetown 79 (ot)
 Quarterfinals: Penn State 75, Georgia Tech 70

1999 (0-1)

McArthur Court, Eugene, Ore.
 1st round: Oregon 67, Georgia Tech 64

2003 (2-1 • Quarterfinals)

Alexander Memorial Coliseum, Atlanta, Ga.
 1st round: Georgia Tech 72, Ohio State 58
Carver-Hawkeye Arena, Iowa City, Iowa
 2nd round: Georgia Tech 79, Iowa 78
United Spirit Arena, Lubbock, Texas
 Quarterfinals: Texas Tech 80, Georgia Tech 72

2016 (2-1 • Quarterfinals)

McCamish Pavilion, Atlanta, Ga.
 1st round: Georgia Tech 81, Houston 62
Colonial Life Arena, Columbia, S.C.
 2nd round: Georgia Tech 83, South Carolina 66
Viejas Arena, San Diego, Calif.
 Quarterfinals: San Diego State, Georgia Tech 56

2017 (4-1 • Runner-up)

McCamish Pavilion, Atlanta, Ga.
 1st round: Georgia Tech 75, Indiana 63
 2nd round: Georgia Tech 71, Belmont 57
 Quarterfinals: Georgia Tech 74, Mississippi 66
 Semifinals: Georgia Tech 76, CSU Bakersfield 61
 Finals: TCU 88, Georgia Tech 56

NCAA TOURNAMENT HISTORY

1960 (1-1) • Midwest Region

Freedom Hall, Louisville, Ky.

1st round: Georgia Tech 57, Ohio Univ. 54

Ohio University, an upset winner over Notre Dame in the first round, jumped to a 19-6 lead at the 10:26 mark of the first half and still led by 12 points with 13 minutes left in the game. Eighth-ranked Tech, which had received a first-round bye, used its full-court pressure defense to get back in the game, taking the lead at 49-48 on a pair of free throws by Roger Kaiser with 4:55 left. Kaiser, who led Tech with 25 points, scored 16 of the Jackets' final 23 points, including several critical free throws, as Tech survived, 57-54, and advanced to the Elite Eight.

2nd round: Ohio State 86, Georgia Tech 69

Ohio State, featuring future NBA stars Jerry Lucas and John Havlicek, had compiled a 22-3 record and a No. 2 national ranking. The matchup with Tech was a contrast in styles between the Buckeyes' whirlwind pace and the more deliberate pace of the Jackets. Ohio State led 41-35 at the half and threatened to run away in the second half, but Tech, though physically overmatched, stayed within striking distance, trailing 66-56 with 8:53 to play, before the eventual national champions pulled away for the 86-69 victory.

1985 (3-1) • East Region

The Omni, Atlanta, Ga.

1st round: Georgia Tech 65, Mercer 58

Yvon Joseph led all scorers with 19 points and nine rebounds and Bruce Dalrymple had a double-double with 13 points and 11 boards as Georgia Tech defeated Mercer, 65-58, in the Yellow Jackets' first NCAA Tournament game in a quarter of a century. Tech saw an 18-point lead crumble to just six points with 1:35 to play before Mark Price, who finished with 14 points, delivered the clinching basket with a layup with just 27 seconds left.

2nd round: Georgia Tech 70, Syracuse 53

Mark Price scored 18 points and Bruce Dalrymple delivered his second straight double-doubles with 10 points and 10 rebounds as Georgia Tech knocked off Syracuse, 70-53, to advance to the Sweet 16. Tech held Syracuse to just 39.6 percent shooting from the field and outrebounded the Orangemen 38-24.

Providence Civic Center, Providence, R.I.

Regional Semifinal: Georgia Tech 61, Illinois 53

Mark Price connected on nine of 12 field goal attempts for 20 points to lead Georgia Tech over Illinois, 61-53, and into the Final Eight for the first time in school history. Tech built a 52-37 lead with 7:02 left in the game, but Doug Altenberger kept Illinois in the game with 24 points. He scored 10 unanswered points to cut the Tech lead to 55-51 before fouling out with 1:34 to play.

Regional Final: Georgetown 60, Georgia Tech 54

Top-seeded Georgetown ended Tech's Cinderella season with a 60-54 victory in the East Regional Final. All-America center Patrick Ewing scored 14 points and had four rebounds despite playing just 25 minutes due to foul trouble, while Bill Martin and Reggie Williams each had 12 points for the Hoyas. The bigger, more physical Hoyas outrebounded Tech 32-23 and harassed the Jackets into shooting just 40 percent from the field, including an uncharacteristic 3-for-16 performance by Mark Price. John Salley led Tech with 15 points and five rebounds while Bruce Dalrymple added 13.

All-East Regional: Mark Price, John Salley, Bruce Dalrymple

1986 (2-1) • Southeast Region

Assembly Center, Baton Rouge, La.

1st round: Georgia Tech 68, Marist 53

Mark Price scored 20 points to lead Georgia Tech to a 68-53 victory over No. 15-seed Marist in the first round of the NCAA Tournament. After the Red Foxes had gone ahead 36-35 with 15:35 to play, Price responded with three straight long range jumpers during a 5-for-6 second half. Rik Smits led Marist with 22 points, but he picked up his fourth foul with 14:33 to go. Tech's John Salley completed a three-point play for a 40-38 lead that the Jackets would not relinquish.

2nd round: Georgia Tech 66, Villanova 61

Sixth-ranked Georgia Tech managed just one field goal during the final 12 minutes of the game but hung on for a 66-61 victory over defending national champion Villanova. Tech led by as many as 18 points in the second half, and Duane's Ferrell's tip-in of a missed shot at 12:01 put the Jackets ahead, 54-40, but that was Tech's last basket until John Salley's short jumper with just 1:44 left. After Ferrell's tip, Villanova whittled away at the Tech lead, pulling within 59-57 with 2:26 left before the basket by Salley, who finished with 14 points and 11 rebounds. Mark Price led Tech with 20 points, including 10-12 from the free throw line, and Ferrell added 14 points and eight rebounds.

The Omni, Atlanta, Ga.

Regional Semifinal: LSU 70, Georgia Tech 64

LSU's Don Redden (27) and Derrick Taylor (23) combined for 50 points as the Tigers made their final eight field goals to pull away from Georgia Tech, 70-64. Tech appeared to have seized the momentum, taking a 56-52 lead with 6:19, to play, but Taylor tied the score with a driving layup, followed by a 19-foot jumper. Redden hit a crucial 21-footer with 4:05 left to put LSU ahead 60-58, and then his layup with 2:36 to play capped a 10-2 run that put the Tigers up 62-58. From there, Tech was forced to foul but managed only two more field goals. Mark Price led Tech with 20 points, and the Jackets shot 58 percent from the field to LSU's 41 percent, but 17 turnovers negated the good shooting as Tech attempted only 48 field goals.



1987 (0-1) • Midwest Region

Rosemont Horizon, Chicago, Ill.

1st round: LSU 85, Georgia Tech 79

Darryl Joe scored a game-high 28 points to lead LSU to a 85-79 victory over Georgia Tech. The Tigers used a 14-2 run in the first half to build a 14-point lead with 13:48 left in the half. Tech spent the rest of the game trying to close the 20-6 deficit, but came up short in the end. Tom Hammonds led the Jackets with 24 points while Duane Ferrell added 17.

1988 (1-1) • East Region

Civic Center, Hartford, Conn.

1st round: Georgia Tech 90, Iowa State 78

Tom Hammonds scored a career-high 33 points and Dennis Scott added 23 to lead No. 5 seed Georgia Tech to a 90-78 victory over Iowa State. The Cyclones led 41-38 at halftime, and the game was tied at 72 with 4:50 left to play, but the Jackets scored nine straight points and finished the game with an 18-6 run. Tech hit 36 of 42 free throw attempts, including Hammonds' school record 19 free throws on 21 tries. Meanwhile, Iowa State was cold from the floor in the second half, hitting just 16-42, including 0-12 from three-point range.

2nd round: Richmond 59, Georgia Tech 55

Led by Peter Woolfolk's 27 points, 13th-seeded Richmond upset Georgia Tech, 59-55. The Spiders held Tech to 18 points in the first half and led the entire game, but the Jackets had a chance at the end. Dennis Scott nailed a three-pointer with 35 seconds to play to cut the Spiders' lead to 57-55, but Benji Taylor hit two free throws to seal the victory. Richmond, which had stunned fourth-seeded Indiana in the first round, held the Jackets to 33 percent shooting from the floor and limited Tech's high-scoring duo of Tom Hammonds and Duane Ferrell to a combined 17 points. Scott and Brian Oliver led Tech with 15 points apiece.

NCAA TOURNAMENT HISTORY

1989 (0-1) • Midwest Region

Reunion Arena, Dallas, Texas

1st round: Texas 76, Georgia Tech 70

Eleventh-seeded Texas, making its first NCAA appearance in a decade under first-year head coach Tom Penders, knocked off No. 6 seed Georgia Tech, 76-70. The Longhorns, who entered the tournament as the nation's fourth-highest scoring team, were held almost 20 points below their average but led the entire game. Travis Mays (23 points), Joey Wright (17), Alvin Heggs (17) and Lance Blanks (13) scored all but six of the Texas' points. Brian Oliver led the Jackets with 24 points.

1990 (4-1) • Southeast Region


Thompson-Boling Arena, Knoxville, Tenn.

1st round: Georgia Tech 99, ETSU 83

Dennis Scott poured in 36 points as Georgia Tech opened its run to the Final Four with a 99-83 victory over East Tennessee State. Tech scored on eight of their first nine possessions, connected on 16 of their first 19 shots and raced into halftime with a 49-24 lead. Scott scored 17 of his 36 points in the first 10 minutes. Kenny Anderson had 21 points for the Yellow Jackets while Brian Oliver added 13.

2nd round: Georgia Tech 94, LSU 91

Dennis Scott scored 30 points, including two free throws with seven seconds left, to lift Tech to a 94-91 victory over LSU. The Yellow Jackets advanced to the Sweet 16 despite a combined 40 points, 29 rebounds and eight blocked shots, from LSU seven-footers Shaquille O'Neal and Stanley Roberts. The Jackets missed 15 of their first 19 shots and fell behind 22-5, but Tech managed to cut the deficit to just 41-40 at the half. The teams traded leads throughout the second half until Kenny Anderson's basket with 1:35 put the Jackets ahead 92-91. LSU held for a final shot, but Maurice Williamson's drive to basket came up empty, and Scott's free throws sealed the outcome.



Superdome, New Orleans, La.

Regional Semifinal: Georgia Tech 81, Michigan State 80 (ot)

Kenny Anderson's controversial 20-foot jumper at the buzzer tied the game and Dennis Scott hit the game winner with a 12-foot hook shot with seven seconds remaining in overtime as Georgia Tech knocked off top-seeded Michigan State, 81-80. With the Spartans leading 75-73, Steve Smith missed the front end of a one-and-one with five seconds left, and Anderson, who finished with 31 points, took the rebound and raced down the court. The basket was originally called a three, but he was just inside the arc at the top of the key, forcing the overtime.

Regional Final: Georgia Tech 93, Minnesota 91

Dennis Scott poured in 40 points to lead Georgia Tech over Minnesota, 93-91, and into the NCAA Final Four for the first time. Kenny Anderson had 30 points and Brian Oliver added 19 as "Lethal Weapon 3" produced 89 of the Jackets' 93 points. Tech rallied from a 12-point deficit late in the first half to trail just 49-47 at the intermission. The Jackets built a five-point advantage early in the second half, but the teams traded leads until Oliver put Tech ahead for good at 84-83 with a pair of free throws with 3:50 left. Minnesota had a chance to tie or win the game when Anderson missed the front end of a one-and-one with six seconds left, but Kevin Lynch's three-point attempt was no good.

FINAL FOUR - McNichols Arena, Denver, Colo.

National Semifinal: UNLV 90, Georgia Tech 81

Georgia Tech's magical run through the NCAA Tournament came to an end at the hands of UNLV, 90-81, in the national semifinals. Tech led 53-46 at halftime, but a three-pointer by Anderson Hunt put UNLV on top 56-54 with 16:23 to play and the Rebels held off the Jackets the rest of the way. UNLV's pressure defense held Tech without a field goal during the first six minutes of the second half. Dennis Scott scored game-high 29 points, while Brian Oliver scored 24, and Kenny Anderson finished with 16 points and eight assists.

All-Southeast Regional: Kenny Anderson MVP, Dennis Scott

All-Final Four: Dennis Scott

1991 (1-1) • Midwest Region

University of Dayton Arena, Dayton, Ohio

1st round: Georgia Tech 87, DePaul 70

Kenny Anderson had 31 points, five assists, and four rebounds to lead No. 8 seed Georgia Tech over DePaul, 87-70. Jon Barry added 22 points while Malcom Mackey scored 12 with eight rebounds. Tech shot 58.6 percent from the field to 43.5 percent for the Blue Demons.

2nd round: Ohio State 65, Georgia Tech 61

Perry Carter had 19 points and 18 rebounds and Jimmy Jackson contributed 16 points, eight rebounds and eight assists for top-seeded Ohio State. Kenny Anderson led Tech with 25 points, but made only eight of his 28 field goal attempts, and Malcolm Mackey was the only other Tech player in double figures with 10 points and a career-high 19 rebounds. Tech shot 37.5 percent from the field but still had a chance at the end. The Buckeyes, who made just two field goals in the final nine minutes, led 58-56 when Anderson hit a free throw with 32.4 seconds left, but he missed the second and Tech was forced to foul. Ohio State made seven of eight free throws in the final 30 seconds.



NCAA TOURNAMENT HISTORY

1992 (2-1) • Midwest Region

Bradley Center, Milwaukee, Wis.

1st round: Georgia Tech 65, Houston 60

Trailing 58-54 with four minutes to play, Georgia Tech finished the game with an 11-2 run to secure a 65-60 victory over Houston. Tech held the Southwest Conference champions to 35.4 percent shooting from the field while Jon Barry paced the Jackets with 17 points.

2nd round: Georgia Tech 79, Southern Cal 78

James Forrest's desperation three-pointer at the buzzer gave the Yellow Jackets 79-78 victory over No. 2 seeded Southern Cal. USC's Rodney Chatman drove the baseline past Forrest for a basket with just 2.2 seconds that put the Trojans ahead by two. Matt Geiger's inbounds pass from under the basket, intended for Jon Barry, was tipped away, and with just 0.8 seconds on the clock, Geiger inbounded from midcourt to Forrest near the sideline, and the Tech freshman threw in the first three-pointer of his career from about 25 feet. All five Tech starters scored in double figures, led by 20 from Barry and 16 each from Malcom Mackey and Travis Best.

Kemper Arena, Kansas City, Mo.

Regional Semifinal: Memphis State 83, Georgia Tech 79 (ot)

Georgia Tech made its fourth Sweet 16 appearance in eight years, but six Memphis State free throws in overtime sealed a 83-79 victory for the Tigers. Tech led 74-72 with 17.2 seconds left in regulation when Matt Geiger missed the front end of a one-and-one. Memphis State's Billy Smith hit the tying basket with 9.3 seconds left, and the Tigers outscored the Jackets 9-5 in the overtime to advance. Tech was led by 29 points from Jon Barry while James Forrest added 16 points and 11 rebounds.


All-Midwest Regional: Jon Barry

1993 (0-1) • West Region

McKale Center, Tucson, Ariz.

1st round: Southern 93, Georgia Tech 78

Just five days after a stunning run through the Atlantic Coast Conference tournament, No. 4 seed Georgia Tech was upset in the first round of the NCAA Tournament by Southern, 93-78. Tech led by as many as 15 points in the first half and still led 44-39 at the half, but the Jaguars, who led the nation with a 97.9 scoring average, scored the first six points of the second half and took their first lead, 45-44, with 18:50 remaining. A three-pointer by Darius Mimms with 12:33 to play gave Southern the lead for good at 64-61. Jerv Vaughn Scales paced Southern with 27 points and 18 rebounds. Malcolm Mackey led Tech with 27 points and James Forrest added 24 points, but the Jackets committed 23 turnovers, 16 in the second half.



1996 (2-1) • Southeast Region

Orlando Arena, Orlando, Fla.

1st round: Georgia Tech 90, Austin Peay 79

Matt Harpring scored 27 points and grabbed 10 rebounds to lead third-seeded Georgia Tech to a 90-79 victory over No. 14 seed Austin Peay. Both teams shot better than 60 percent in the first half, which ended with Tech leading just 51-47. The Jackets opened the second half with a 9-2 run to build an 11-point lead and remained hot from the floor, connecting on 56.7 percent. Four Tech starters were in double figures as Stephon Marbury and Eddie Elisma scored 17 points each, and Mike Maddox had 16. Drew Barry contributed nine points and 11 assists.

2nd round: Georgia Tech 103, Boston College 89

Stephon Marbury poured in a career-high 29 points, hitting 10-for-12 from the field including 6-for-7 from three point range, to lead Georgia Tech over Boston College, 103-89, and into the Sweet Sixteen. Marbury also tied his career high with nine assists and had four steals and no turnovers. He led a balanced scoring attack that featured all five starters in double figures, including 20 points by Matt Harpring. The Jackets shot a season-high 61 percent from the field and set an NCAA Southeast Region record and tied the school record with 16 three-pointers en route to their highest scoring output in an NCAA Tournament game.

Rupp Arena, Lexington, Ky.

Regional Semifinal: Cincinnati 87, Georgia Tech 70

With six players scoring in double figures and an effective defense that held the Yellow Jackets to just 36.9 percent shooting, No. 2 seed Cincinnati eliminated Georgia Tech, 87-70. Cincinnati, which outrebounded Tech 45-34, was led by the interior play of Danny Fortson (12 points, 16 rebounds) and Art Long (12-8). Stephon Marbury led the Jackets with 15 points while Matt Harpring and Michael Maddox had 13 points each.

2001 (0-1) • West Region

Cox Arena, San Diego, Calif.

1st round: St. Joseph's 66, Georgia Tech 62

After trailing by 18 points early in the second half, eighth-seeded Georgia Tech rallied to pull within three in the final two minutes before falling to No. 9 seed and 23rd-ranked St. Joseph's, 66-62. Tony Akins' two free throws pulled Tech within 63-60 with 1:12 to play, and then the Hawks missed the front end of one-and-one attempts by Damian Reid and Jameer Nelson. But Yellow Jackets came up short on two scoring chances as Tony Akins' shot spun out of the basket and Alvin Jones missed an alley-oop dunk, although both players appeared to be fouled. Nelson hit two foul shots to keep St. Joe's ahead 65-60 with 29.7 seconds left. Akins led Tech with 16 points, including 7-of-7 free throws, and Darryl LaBarrie tied his career-best with 15 points. Jones finished with eight points and 10 rebounds after being held scoreless in the first half. Marvin O'Connor led the Hawks with 21 points, and Nelson added 13. St. Joe's took a 56-28 lead early in the second half before Tech scored 15 of the next 17 points to get within 48-43 with 11:47 remaining.

NCAA TOURNAMENT HISTORY



2004 (5-1) • St. Louis Region

Bradley Center, Milwaukee, Wis.

1st round: Georgia Tech 65, Northern Iowa 60

B.J. Elder hit a pivotal jumper with just 1:06 left on the clock to seal the win as Georgia Tech outlasted Northern Iowa in the first round of the NCAA Tournament. Tech, the No. 3 seed, started off strong, leading by as many as 17 before taking a 12-point lead into halftime. The Panthers started the second half with an impressive 15-2 run to lead by one. Elder answered with a jumper with 15:47 remaining in the game to give Tech the lead, which the Jackets would hold for the remainder of the game.

2nd round: Georgia Tech 57, Boston College 54

Jarrett Jack made a key steal and dunk in the final six seconds of the game as Georgia Tech advanced to the Sweet 16. The Jackets jumped out to an 11-point lead in the second half before a Boston College run put the Eagles ahead by one. Jack made two free throws to put Tech ahead by with only 25 seconds remaining, then stole an inbounds pass and drove the length of the floor for the game-clinching dunk.

Edward Jones Dome, St. Louis, Mo.

Regional Semifinal: Georgia Tech 72, Nevada 67

Following an injury to Tech's leading scorer B.J. Elder just two minutes into the game, senior Marvin Lewis had one of the best games of his career, scoring 23 points and pulling down five rebounds against the Wolf Pack to keep Tech's NCAA run alive. With just over 65 seconds remaining in the game, Will Bynum drove the baseline for a layup to give Tech the lead for good at 69-67 and lift Georgia Tech to the regional finals for just the third time in school history.

Regional Final: Georgia Tech 79, Kansas 71 (ot)

After Will Bynum hit a three-pointer to break a 71-71 tie in overtime, Jarrett Jack went 4-for-4 from the line in the final 47 seconds to finish with a career-high 29 points and lead Georgia Tech to its first appearance in the Final Four since the 1990 season. Luke Schenscher scored 15 points and Clarence Moore tied a season high with 14 of his own in the contest.

FINAL FOUR - Alamodome, San Antonio, Texas

National Semifinal: Georgia Tech 67, Oklahoma State 65

Will Bynum drove to the basket around a screen by Luke Schenscher to score on a layup with 1.5 seconds remaining, lifting Georgia Tech past Oklahoma State after the Cowboys had rallied from a six-point deficit in the final four minutes to tie the game at 65. Bynum finished the game with 11 points and scored the game-winner for Tech for the third straight game. Schenscher scored 19 points (with 12 rebounds) to lead four Yellow Jackets in double figures, including 15 from senior Marvin Lewis, who canned five three-pointers in the first half.

National Championship:

Connecticut 82, Georgia Tech 73

Connecticut left no chance for a Georgia Tech miracle in the national championship game, building a 41-26 halftime lead and expanding the margin to as many as 25 before the Yellow Jackets got hot in the final 10 minutes. Tech shot 29.4 percent in the first half and made just 4 of 11 free throws to dig itself a hole from which it could not recover. Emeka Okafor scored 24 points with 15 rebounds for the Huskies, and Ben Gordon added 21. Will Bynum led the Jackets with 17 points off the bench.

All-St. Louis Regional: Jarrett Jack (MVP), Clarence Moore

All-Final Four: Will Bynum, Luke Schenscher

2005 (1-1) • Albuquerque Region

Gaylord Entertainment Center, Nashville, Tenn.

1st round: Georgia Tech 80, George Washington 68

Jarrett Jack led Tech with 20 points (six rebounds, six assists, 7-9 FG). Will Bynum scored 17, and B.J. Elder added 15, giving Tech's starting guards 52 of the Yellow Jackets' points in the game. Anthony McHenry added 10, his third double-figure game in seven NCAA Tournament contests. Tech shot 50 percent from the floor, going on a 12-0 second-half spurt to put the game away. The Jackets made 17 of 22 free throws and seven three-point shots.

2nd round: Louisville 76, Georgia Tech 54

Louisville employed an active zone defense to stifle Tech offensively, and hit eight of its first nine shots on offense to quickly build a double-digit lead. Led by Francisco Garcia, who hit three triples and scored 18 first-half points, the Cardinals led by 15 at the break. Tech, behind Luke Schenscher (13 points), whittled its deficit to nine points (52-43) with 9:43 remaining, but Taquan Dean canned three triples on consecutive possessions to open the Louisville lead back to 20 points. The Cardinals shot 52 percent for the game and made 10 three-point shots.

2007 (0-1) • Midwest Region

United Center, Chicago, Ill.

1st round: UNLV 67, Georgia Tech 63

UNLV made six three-point shots in the first half to take a seven-point lead into intermission, then withstood a second-half rally by Tech to capture the victory in the first meeting between the two teams since the 1990 national semifinals. The Runnin' Rebels prevailed despite making just 31.7 percent of their shots from the floor, but held Tech's leading scorers, freshmen Javaris Crittenton and Thaddeus Young, to eight points each. Anthony Morrow and Alade Aminu led the Jackets with 11 apiece.

2010 (1-1) • Midwest Region

Bradley Center, Milwaukee, Wis.

1st round: Georgia Tech 64, Oklahoma State 59

Gani Lawal scored 14 points, Derrick Favors came within a rebound of a double-double and the Yellow Jackets scored their last 13 points at the line 7th-seeded Oklahoma State 64-59 in the first meeting between the two teams since the 2004 national semifinals in San Antonio, Texas. James Anderson, the nation's third-leading scorer, was just 3 of 12 for 11 points. Held without a field goal the last 8 minutes of the game, Georgia Tech got it done at the line with Favors, Iman Shumpert and Maurice Miller going 6 of 6 in the last two minutes. Georgia Tech finished 24 of 25 from the line.

Bradley Center, Milwaukee, Wis.

2nd round: Ohio State 75, Georgia Tech 66

Evan Turner came within an assist and a rebound of his third triple-double of the season, lifting Ohio State to a 75-66 victory. Turner, a leading candidate to add national player of the year to his Big Ten honors, finished with a game-high 24 points. ACC Freshman of the Year Derrick Favors, who played just 5 minutes in the first half after picking up two quick fouls, keyed an 11-0 run that cut Ohio State's lead to 65-61 with 1:47 to play. Turner made two free throws, Lighty converted both of his after an intentional foul and the Yellow Jackets (23-13) never threatened again.

REGULAR-SEASON EVENTS

2017 ACC-BIG TEN CHALLENGE
McCamish Pavilion, Atlanta, Ga.
Georgia Tech 52, Northwestern 51

2016 ACC-BIG TEN CHALLENGE
Bryce Jordan Center, State College, Pa.
Penn State 67, Georgia Tech 60

2015 NIT Pre-Season Tipoff
McCamish Pavilion, Atlanta, Ga.
Georgia Tech 107, Green Bay 77
East Tennessee State 69, Georgia Tech 68
Barclays Center, Brooklyn, N.Y.
Georgia Tech 83, Arkansas 73
Villanova 69, Georgia Tech 52
All-Tournament: Charles Mitchell

2014 ORLANDO CLASSIC
HP Pavilion, Lake Buena Vista, Fla.
Marquette 72, Georgia Tech 70
Georgia Tech 61, Rider 54
Georgia Tech 64, Rhode Island 61

2014 ACC-BIG TEN CHALLENGE
Welsh-Ryan Arena, Evanston, Ill.
Georgia Tech 66, Northwestern 58

2013 BARCLAYS CENTER CLASSIC
Barclays Center, Brooklyn, N.Y.
Mississippi 77, Georgia Tech 67
St. John's 69, Georgia Tech 58

2013 ACC-BIG TEN CHALLENGE
McCamish Pavilion, Atlanta, Ga.
Georgia Tech 67, Illinois 64

2012 DIRECTV CLASSIC
Anaheim (Calif.) Convention Center
Georgia Tech 54, Rice 36
California 68, Georgia Tech 57
Georgia Tech 65, Saint Mary's 56

2012 ACC-BIG TEN CHALLENGE
Assembly Hall, Champaign, Ill.
Illinois 75, Georgia Tech 62

2011 CHARLESTON CLASSIC
TD Arena, Charleston, S.C.
Saint Joseph's 66, Georgia Tech 53
Georgia Tech 73, VCU 60
LSU 59, Georgia Tech 50

2011 ACC-BIG TEN CHALLENGE
Philips Arena, Atlanta, Ga.
Northwestern 76, Georgia Tech 60

2010 LEGENDS CLASSIC
Alexander Memorial Coliseum, Atlanta, Ga.
Georgia Tech 78, Albany 51
Georgia Tech 77, Niagara 51
Boardwalk Hall, Atlantic City, N.J.
Georgia Tech 71, UTEP 61
Syracuse 80, Georgia Tech 76
All-Classic: Brian Oliver

2010 ACC-BIG TEN CHALLENGE
Welsh-Ryan Arena, Evanston, Ill.
Northwestern 91, Georgia Tech 71

2010 PUERTO RICO TIP-OFF
Coliseo de Puerto Rico, San Juan, P.R.
Dayton 63, Georgia Tech 59
Georgia Tech 70, George Mason 62
Georgia Tech 85, Boston University 67

2008 ACC-BIG TEN CHALLENGE
Alexander Memorial Coliseum, Atlanta, Ga.
Penn State 85, Georgia Tech 83

2007 PARADISE JAM
St. Thomas, U.S. Virgin Islands
Georgia Tech 79, Charlotte 77
Winthrop 79, Georgia Tech 73
Georgia Tech 70, Notre Dame 69
All-Tournament: Jeremis Smith

2007 ACC-BIG TEN CHALLENGE
Assembly Hall, Bloomington, Ind.
Indiana 83, Georgia Tech 79

2006 EA SPORTS MAUI INVITATIONAL
Lahaina Civic Center, Lahaina, Maui
Georgia Tech 79, Purdue 61
Georgia Tech 92, Memphis 85
UCLA 88, Georgia Tech 73
All-Tournament: Lewis Clinch

2006 ACC-BIG TEN CHALLENGE
Alexander Memorial Coliseum, Atlanta, Ga.
Georgia Tech 77, Penn State 73

2005 ACC-BIG TEN CHALLENGE
Beslin Center, East Lansing, Mich.
Michigan State 88, Georgia Tech 86

2004 CHICK-FIL-A PEACH BOWL CLASSIC
Philips Arena, Atlanta, Ga.
Georgia Tech 64, Air Force 42

2004 ACC-BIG TEN CHALLENGE
Alexander Memorial Coliseum, Atlanta, Ga.
Georgia Tech 99, Michigan 68

2003 PRESEASON NIT
Georgia Tech 79, Louisiana-Lafayette 45 (home)
Georgia Tech 75, Hofstra 56 (home)
Georgia Tech 77, Connecticut 61 (semis*)
Georgia Tech 85, Texas Tech 65 (finals*)
All-Tournament: Isma'il Muhammad (MVP), B.J. Elder, Jarrett Jack
**at Madison Square Garden*

2003 CHICK-FIL-A PEACH BOWL CLASSIC
Philips Arena, Atlanta, Ga.
Georgia Tech 75, Saint Louis 62

2003 ACC-BIG TEN CHALLENGE
Value City Arena, Columbus, Ohio
Georgia Tech 73, Ohio State 53

2002 CHICK-FIL-A PEACH BOWL CLASSIC
Philips Arena, Atlanta, Ga.
Tennessee 70, Georgia Tech 69

2002 ACC-BIG TEN CHALLENGE
Williams Arena, Minneapolis, Minn.
Minnesota 64, Georgia Tech 63

2001 CHICK-FIL-A PEACH BOWL CLASSIC
Philips Arena, Atlanta, Ga.
Georgia Tech 96, Syracuse 80

2001 ACC-BIG TEN CHALLENGE
Alexander Memorial Coliseum
Georgia Tech 62, Wisconsin 61

2001 LAS VEGAS INVITATIONAL
Valley High School, Las Vegas, Nev.
Georgia Tech 70, Eastern Illinois 65
Illinois 105, Georgia Tech 66
Saint Louis 67, Georgia Tech 54

2000 ACC-BIG TEN CHALLENGE
Carver-Hawkeye Arena, Iowa City, Iowa
Iowa 85, Georgia Tech 67

2000 WOODEN CLASSIC
Arrowhead Pond, Anaheim, Calif.
Georgia Tech 72, UCLA 67

2000 DELTA AIR LINES HOLIDAY CLASSIC
Philips Arena, Atlanta, Ga.
Georgia Tech 86, Kentucky 84

2000 STANFORD INVITATIONAL
Maples Pavilion, Stanford, Calif.
Georgia Tech 78, Idaho State 56
Stanford 80, Georgia Tech 66
All-Tournament: Alvin Jones, Shaun Fein

1999 GREAT ALASKA SHOOTOUT
Sullivan Arena, Anchorage, Alaska
Georgia Tech 100, Grambling State 88
Georgia Tech 82, Washington 65
Kansas 84, Georgia Tech 70 (finals)
All-Tournament: Jason Collier, Alvin Jones

1999 ACC-BIG TEN CHALLENGE
Philips Arena, Atlanta, Ga.
Michigan 80, Georgia Tech 77

1999 DELTA AIR LINES HOLIDAY CLASSIC
Philips Arena, Atlanta, Ga.
Stanford 64, Georgia Tech 61 (ot)

1998 HOLIDAY FESTIVAL
Madison Square Garden, New York, N.Y.
Hofstra 62, Georgia Tech 41
Georgia Tech 72, Iona 65 (3rd)

1998 BIG ISLAND INVITATIONAL
Afook-Chinen Civic Auditorium, Hilo, Hawaii
Georgia Tech 65, New Orleans 63 (ot)
Georgia Tech 58, West Virginia 53
Washington 76, Georgia Tech 60
All-Tournament: Alvin Jones, Jason Floyd

1998 DELTA AIR LINES HOLIDAY CLASSIC
Georgia Dome, Atlanta, Ga.
Kentucky 80, Georgia Tech 39

1997 PUERTO RICO SHOOTOUT
Eugenio Guerra Sports Complex, Bayamon, P.R.
Georgia Tech 62, Alabama 60
Georgia Tech 77, St. John's 65
Georgia Tech 73, Louisville 69
All-Tournament: Matt Harpring (MVP), Michael Maddox, Dion Glover

1997 DELTA AIR LINES HOLIDAY CLASSIC
Georgia Dome, Atlanta, Ga.
Georgia Tech 94, Louisville 86
MVP: Dion Glover

1996 DELTA AIR LINES HOLIDAY CLASSIC
Georgia Dome, Atlanta, Ga.
Kentucky 88, Georgia Tech 59

1996 HOLIDAY FESTIVAL
Madison Square Garden, New York, N.Y.
Georgia Tech 58, Hofstra 47
St. John's 67, Georgia Tech 55 (finals)
All-Tournament: Gary Saunders

1995 PRESEASON NIT
Georgia Tech 87, Manhattan 67*
Georgia Tech 83, Oklahoma 72*
Georgetown 94, Georgia Tech 72 (semis#)
Georgia Tech 77, Michigan 61 (3rd#)
**Georgia Dome, #Madison Square Garden*

1995 CABLE CAR CLASSIC
San Jose (Calif.) Arena
Bradley 84, Georgia Tech 82
Santa Clara 71, Georgia Tech 66
All-Tournament: Stephon Marbury

1995 JEEP-EAGLE CLASSIC
Georgia Dome, Atlanta, Ga.
Georgia Tech 88, Louisville 77
MVP: Matt Harpring

1995 JIMMY V CLASSIC
Brendan Byrne Arena, East Rutherford, N.J.
Massachusetts 75, Georgia Tech 67

1994 RAINBOW CLASSIC
Special Events Center, Honolulu, Hawaii
Cincinnati 69, Georgia Tech 66
Georgia Tech 89, Oklahoma 85
Duke 75, Georgia Tech 68

1994 KUPPENHEIMER CLASSIC
Georgia Dome, Atlanta, Ga.
Louisville 77, Georgia Tech 72
All-Tournament: Travis Best

1993 HOLIDAY FESTIVAL
Madison Square Garden, New York, N.Y.
Georgia Tech 57, Temple 51
Georgia Tech 71, St. John's 69 (Finals)
All-Tournament: Marlice Moore (MVP)

1993 KUPPENHEIMER CLASSIC
Georgia Dome, Atlanta, Ga.
Georgia Tech 86, Vanderbilt 77 (ot)
All-Tournament: James Forrest, Travis Best

1993 HALL OF FAME TIP-OFF CLASSIC
Springfield, Mass.
Michigan 80, Georgia Tech 70

1992 KUPPENHEIMER CLASSIC
Georgia Dome, Atlanta, Ga.
Georgia Tech 87, Louisville 85
All-Tournament: James Forrest (MVP), Malcolm Mackey

1991 PRESEASON NIT
Georgia Tech 93, James Madison 69 (home)
Georgia Tech 84, Colorado State 67 (home)
Georgia Tech 120, Texas 107 (semis*)
Oklahoma St. 78, Georgia Tech 71 (finals*)
All-Tournament: Malcolm Mackey, Matt Geiger
**at Madison Square Garden*

1991 ACC-BIG EAST CHALLENGE
The Omni, Atlanta, Ga.
Georgia Tech 80, Villanova 59

1991 KUPPENHEIMER CLASSIC
The Omni, Atlanta, Ga.
Georgia Tech 81, Kentucky 80
All-Classic: Jon Barry (MVP), Malcolm Mackey

1990 SUGAR BOWL TOURNAMENT
New Orleans, La.
Georgia Tech 95, Tulane 83
Georgia Tech 99, Villanova 87
All-Tournament: Kenny Anderson (MVP), Malcolm Mackey, Jon Barry

1990 KUPPENHEIMER CLASSIC
The Omni, Atlanta, Ga.
Georgia Tech 135, Loyola Marymount 94
All-Tournament: Kenny Anderson (MVP), Jon Barry

1990 ACC-BIG EAST CHALLENGE
Capital Centre, Landover, Md.
St. John's 73, Georgia Tech 72 (ot)

1989 KUPPENHEIMER CLASSIC
The Omni, Atlanta, Ga.
Georgia Tech 98, Morehead State 76
Georgia Tech 111, Pittsburgh 92
All-Tournament: Kenny Anderson (MVP), Dennis Scott, Brian Oliver

1989 ACC-BIG EAST CHALLENGE
Hartford (Conn.) Civic Center
Georgia Tech 93, Pittsburgh 92

1988 RAINBOW CLASSIC
Blaisdell Center, Honolulu, Hawaii
Georgia Tech 87, Houston 78
Illinois 80, Georgia Tech 75
Georgia Tech 72, Purdue 69
All-Tournament: Dennis Scott, Tom Hammonds

1987 PRE-SEASON NIT
Georgia Tech 114, Alcorn State 71 (home)
Florida 80, Georgia Tech 69 (at Florida)

1987 COTTON STATES CLASSIC
The Omni, Atlanta, Ga.
Georgia Tech 90, William & Mary 59
Georgia Tech 83, Auburn 72
All-Tournament: Duane Ferrell, Tom Hammonds

1986 CENTRAL FIDELITY HOLIDAY CLASSIC
Robins Center, Richmond, Va.
Georgia Tech 67, Stanford 65
Richmond 67, Georgia Tech 62 (ot)
MVP: Duane Ferrell

REGULAR-SEASON EVENTS

Tournament Tote Board

| Event | App. | W-L | Titles | Last |
|--|------|------|--------|------|
| ACC-Big East Challenge | 3 | 2-1 | - | 1991 |
| ACC-Big Ten Challenge | 17 | 7-10 | - | 2018 |
| All-College Tournament | 2 | 2-4 | - | 1956 |
| Barclays Center Classic | 1 | 0-2 | - | 2013 |
| Bruin Classic | 2 | 1-4 | - | 1969 |
| Cotton States Classic# | 4 | 8-0 | 4 | 1989 |
| DirectTV (Anaheim) Classic | 1 | 2-1 | - | 2012 |
| Gator Bowl | 7 | 7-8 | 2 | 1985 |
| Hall of Fame/Tip-Off Classic | 2 | 0-2 | - | 1993 |
| Chick-fil-A Peach Bowl Classic for Kids* | 15 | 10-5 | 7 | 2004 |
| Holiday Festival | 4 | 5-3 | 1 | 1998 |
| Legends Classic | 1 | 3-1 | - | 2010 |
| Maryland Invitational | 3 | 2-4 | - | 1977 |
| Maui Invitational | 1 | 2-1 | - | 2006 |
| NIT Season Tip-Off (formerly Pre-season NIT) | 5 | 13-5 | 1 | 2015 |
| North-South Doubleheader | 8 | 4-12 | - | 1977 |
| Orlando Classic | 1 | 2-1 | - | 2014 |
| Paradise Jam | 1 | 2-1 | - | 2007 |
| Poinsettia Tournament | 2 | 2-2 | - | 1975 |
| Puerto Rico Tip-Off | 2 | 5-1 | 1 | 2010 |
| Queen City Tournament | 2 | 3-3 | - | 1955 |
| Rainbow Classic | 3 | 6-3 | 1 | 1994 |
| Sugar Bowl | 2 | 2-2 | 1 | 1990 |
| Sun Bowl | 2 | 0-4 | - | 1981 |

*One day doubleheader was formerly known as the Delta Air Lines Holiday Classic for Kids, Jeep Eagle Classic and Kuppenheimer Classic

#Known as the Kuppenheimer Classic in 1989.

1986 SUNTORY BALL Tokyo, Japan

Georgia Tech 65, Boston College 62 (ot)
Georgia Tech 63, SMU 54
All-Tournament: Tom Hammonds (MVP), Duane Ferrell, Bruce Dalrymple

1986 HOLIDAY FESTIVAL Madison Square Garden, New York, N.Y.

Georgia Tech 79, Rutgers 61
St. John's 62, Georgia Tech 53
All-Tournament: Duane Ferrell

1985 COTTON STATES CLASSIC The Omni, Atlanta, Ga.

Georgia Tech 90, Texas 55
Georgia Tech 82, Navy 64
All-Tournament: Mark Price (MVP), Duane Ferrell, John Salley, Bruce Dalrymple

1985 GATOR BOWL CLASSIC Jacksonville, Fla.

Georgia Tech 83, Texas A&M 58
Georgia Tech 72, Jacksonville 53
All-Tournament: Mark Price (MVP), John Salley, Tom Hammonds, Bruce Dalrymple

1985 HALL OF FAME TIP-OFF CLASSIC Springfield, Mass.

Michigan 49, Georgia Tech 44

1984 RAINBOW CLASSIC Blaisdell Center, Honolulu, Hawaii

Georgia Tech 72, Arkansas 52
Georgia Tech 65, Washington 58
Georgia Tech 70, Maryland 69
All-Tournament: Mark Price (MVP), Bruce Dalrymple

1983 COTTON STATES CLASSIC The Omni, Atlanta, Ga.

Georgia Tech 66, Nebraska 49
Georgia Tech 57, Alabama 54
All-Tournament: Mark Price (MVP), Bruce Dalrymple, Yvon Joseph

1983 CASABA CLUB CLASSIC Spanos Center, Stockton, Calif.

Georgia Tech 67, Pepperdine 56
Georgia Tech 73, Central Michigan 71
All-Tournament: Yvon Joseph (MVP), Bruce Dalrymple

1981 SUN BOWL TOURNAMENT El Paso, Texas

UTEP 73, Georgia Tech 44
Oklahoma State 59, Georgia Tech 57

1980 GATOR BOWL TOURNAMENT Jacksonville, Fla.

Purdue 53, Georgia Tech 45
Jacksonville 64, Georgia Tech 41

1979 ROANOKE TIMES & WORLD NEWS HOLIDAY CLASSIC Roanoke (Va.) Civic Center

Georgia Tech 83, Alabama 59
Virginia Tech 67, Georgia Tech 62
All-Tournament: Brook Steppe (MVP), Lenny Horton

1978 PILLSBURY CLASSIC Minneapolis, Minn.

Georgia Tech 83, Brigham Young 81
Minnesota 57, Georgia Tech 56
All-Tournament: Sammy Drummer, Tico Brown

1977 MARYLAND INVITATIONAL Cole Field House, College Park, Md.

Georgia Tech 73, St. John's 67
Maryland 65, Georgia Tech 63

1977 DAYTON INVITATIONAL Dayton, Ohio

Georgia Tech 64, Oregon 57
Dayton 65, Georgia Tech 63

1977 NORTH-SOUTH DOUBLEHEADER Charlotte, N.C.

North Carolina 97, Georgia Tech 74
NC State 81, Georgia Tech 71

1976 MARSHALL INVITATIONAL Huntington, W.Va.

Idaho State 88, Georgia Tech 72
Georgia Tech 80, Columbia 79

1976 NORTH-SOUTH DOUBLEHEADER Charlotte, N.C.

North Carolina 79, Georgia Tech 74
Georgia Tech 78, NC State 67

1975 POINSETTIA TOURNAMENT Greenville, S.C.

Georgia Tech 98, Furman 81
Rutgers 94, Georgia Tech 87

1975 KENTUCKY INVITATIONAL Memorial Coliseum, Lexington, Ky.

Kentucky 66, Georgia Tech 64
Arizona State 85, Georgia Tech 70

1975 NORTH-SOUTH DOUBLEHEADER Charlotte, N.C.

NC State 101, Georgia Tech 66
North Carolina 111, Georgia Tech 81

1974 MARYLAND INVITATIONAL College Park, Md.

Maryland 105, Georgia Tech 67
Georgia Tech 70, St. Bonaventure 61 (ot)

1974 NORTH-SOUTH DOUBLEHEADER Charlotte, N.C.

NC State 98, Georgia Tech 54
North Carolina 108, Georgia Tech 70

1973 OLD DOMINION TOURNAMENT Norfolk, Va.

Baylor 108, Georgia Tech 80
Yale 101, Georgia Tech 95

1973 NORTH-SOUTH DOUBLEHEADER Charlotte, N.C.

North Carolina 107, Georgia Tech 72
NC State 118, Georgia Tech 94

1972 MARYLAND INVITATIONAL Cole Field House, College Park, Md.

Maryland 90, Georgia Tech 55
Bowling Green 102, Georgia Tech 87

1972 NORTH-SOUTH DOUBLEHEADER Charlotte, N.C.

NC State 87, Georgia Tech 70
North Carolina 118, Georgia Tech 73

1971 CHARLOTTE INVITATIONAL Charlotte, N.C.

Davidson 91, Georgia Tech 66
Rutgers 91, Georgia Tech 64

1971 NORTH-SOUTH DOUBLEHEADER Charlotte, N.C.

North Carolina 87, Georgia Tech 58
Georgia Tech 73, NC State 66

1970 NORTH-SOUTH DOUBLEHEADER Charlotte, N.C.

Georgia Tech 89, NC State 77
Georgia Tech 104, North Carolina 95

1970 GATOR BOWL TOURNAMENT Jacksonville, Fla.

Georgia Tech 69, Florida 58
St. Bonaventure 70, Georgia Tech 68

1969 BRUIN CLASSIC Pauley Pavilion, Los Angeles, Calif.

UCLA 121, Georgia Tech 90
Indiana 87, Georgia Tech 65

1968 SUN BOWL TOURNAMENT El Paso, Texas

UTEP 75, Georgia Tech 71
Oklahoma City 59, Georgia Tech 57

1967 CHICAGO CLASSIC Chicago, Ill.

Illinois 65, Georgia Tech 54
Loyola 96, Georgia Tech 71

1966 BRUIN CLASSIC Pauley Pavilion, Los Angeles, Calif.

Georgia Tech 101, Michigan 70
UCLA 91, Georgia Tech 72
Illinois 83, Georgia Tech 71

1965 HURRICANE CLASSIC Miami, Fla.

Louisville 54, Georgia Tech 48
Georgia Tech 83, Boston College 40

1964 SUGAR BOWL TOURNAMENT New Orleans, La.

Louisville 77, Georgia Tech 71
Texas Tech 95, Georgia Tech 90

1963 MILWAUKEE CLASSIC Milwaukee, Wis.

Georgia Tech 84, Marquette 83
Wisconsin 104, Georgia Tech 84

1962 GATOR BOWL TOURNAMENT Jacksonville, Fla.

Georgia Tech 73, Virginia Tech 72 (ot)
Georgia Tech 73, Florida 61

1961 POINSETTIA TOURNAMENT Greenville, S.C.

Georgia Tech 72, Furman 65
Arkansas 72, Georgia Tech 42

1960 GATOR BOWL TOURNAMENT Jacksonville, Fla.

Georgia Tech 54, Georgia 51
Navy 63, Georgia Tech 60

1960 BLUEGRASS TOURNAMENT Louisville, Ky.

Louisville 74, Georgia Tech 65
Utah State 67, Georgia Tech 62

1957 MOTOR CITY CLASSIC Detroit, Mich.

Georgia Tech 67, Marquette 58
Georgia Tech 70, Detroit 66

1956 ALL COLLEGE TOURNAMENT Oklahoma City, Okla.

Marquette 102, Georgia Tech 78
Georgia Tech 75, Idaho State 72
Georgia Tech 79, Texas Tech 66

1955 QUEEN CITY TOURNAMENT Buffalo, N.Y.

Georgia Tech 65, Westminster 56
Georgia Tech 86, Canisius 82
Xavier 92, Georgia Tech 67

1954 QUEEN CITY TOURNAMENT Buffalo, N.Y.

Georgia Tech 72, Idaho State 69 (ot)
Canisius 70, Georgia Tech 56
Georgetown 68, Georgia Tech 62

1953 GATOR BOWL TOURNAMENT Jacksonville, Fla.

Georgia 66, Georgia Tech 64
Georgia Teachers College 101, Georgia Tech 80
Florida 63, Georgia Tech 59

1952 GATOR BOWL TOURNAMENT Jacksonville, Fla.

Florida 68, Georgia Tech 60
Georgia Tech 71, Georgia 54

1951 CAROLINA INVITATIONAL Charlotte, N.C.

South Carolina 78, Georgia Tech 63
Georgia Tech 79, Auburn 62
Georgia Tech 78, Davidson 60

1949 DIXIE CLASSIC Reynolds Coliseum, Raleigh, N.C.

Georgia Tech 64, Wake Forest 57
NC State 57, Georgia Tech 34
Georgia Tech 63, West Virginia 48

1947 ALL-COLLEGE TOURNAMENT Oklahoma City, Okla.

Texas 54, Georgia Tech 45
Rice 43, Georgia Tech 42
Hamline 52, Georgia Tech 35

TECH LETTERWINNERS

A

| | |
|---------------------|---------------|
| Abel, Nelson | 1944 |
| Akers, Lane | 1954-56 |
| Akins, Anthony J. | 1999-01 |
| Akins, Terry E. | 1968-69 |
| Allen, Harry B. | 1973-74-75-76 |
| Aligood, William L. | 1977-78 |
| Alston, Brandon C. | 2018 |
| Alvarado, Jose | 2018 |
| Aminu, A. Abade | 2006-07-08-09 |
| Anderson, Gene | 1952-53 |
| Anderson, J.C. | 1947-48-49-50 |
| Anderson, Kenneth | 1990-91 |
| Anderson, L.F. | 1937-38-39 |
| Anderson, Marvin E. | 1954-55 |
| Anderson, Tysor D. | 2007-08-09 |
| Andrews, Jay (mgr) | 1995-96-97 |
| Arnold, John W. | 1965 |
| Austin, Michael B. | 1951-52-53 |
| Azar, Nicholas | 1926-27-28 |

B

| | |
|--------------------------|----------------|
| Babul, Jonathan R. | 1997-99-00-01 |
| Baker, Arvil (mgr) | 1988-90 |
| Bailey, F.B. | 1909 |
| Balanis, Frederick A. | 1991-92-93-94 |
| Barbic, Yann | 1994 |
| Barnes, Darryl | 1990, 92-93-94 |
| Barron, Carter | 1926 |
| Barry, Drew W. | 1993-94-95-96 |
| Barry, Jon A. | 1991-92 |
| Ball, D'Andre B. | 2006-07-08-10 |
| Bergman, Herb. | 1947-48 |
| Bess, Travis E. | 1992-93-94-95 |
| Bills, Jack | 1945 |
| Birns, Karl V. | 1972 |
| Birns, William | 1948 |
| Blackwell, Hoyte | 1940-41-42 |
| Blemker, Berrien B. | 1948-49-50-51 |
| Blemker, Ray | 1957-58-59 |
| Boisvert, David R. | 1988 |
| Bolden, Christopher J. | 2013-15 |
| Bolton, Christopher P. | 1954 |
| Bosh, Roger W. | 2003 |
| Bostick, H.C. | 1900 |
| Botch, Michael B. | 1974-75-76 |
| Boulware, Buttz | 1935-36-37 |
| Bowling, Tom | 1967 |
| Boyes, Michael (mgr) | 2005-06 |
| Bradford, Maurice | 1982-83 |
| Brennan, Bryan V. | 1995-96-97 |
| Brewster, Jimmy | 1922 |
| Brittain, Maurice D. | 1989 |
| Bizandine, Robert E. | 1966-67-68 |
| Brooks, Robert A. | 2001-04 |
| Brown, Bruce J. | 1972 |
| Brown, Karl J. | 1989-90 |
| Brown, Mark (mgr) | 1984-85-86 |
| Brown, Jonathan W. | 2018 |
| Brown, Tico M. | 1977-78-79 |
| Broyles, Frank | 1943-44-45-47 |
| Bryan, Morris | 1932 |
| Bulard, Ralph | 1928 |
| Burdell, George P. | 1956-57-58 |
| Burden, Preston (mgr) | 2006-07-08 |
| Burton, Richard E. | 1968 |
| Butsky, Charles B. (mgr) | 1964 |
| Byrd, Anthony | 1982-83-84 |
| Bynum, William | 2004-05 |

C

| | |
|-------------------------|---------------|
| Cage, Gary B., Jr. | 2006-08-09 |
| Caldwell, James W. | 1983-84-85 |
| Caldwell, Robert G. | 1984-85-86 |
| Campbell, Preston W. | 1973-74-75 |
| Cappetta, Steven (mgr) | 2009 |
| Carroll, Jess M. | 1955-56-57 |
| Carroll, Pat (mgr) | 1987 |
| Carter, Jr., Robert L. | 2013-14 |
| Cassidy, Omar A. | 1997 |
| Causey, Matthew D. | 2008 |
| Center, Dave | 1933 |
| Cheney, Walter M. (mgr) | 1974-75 |
| Clark, David W. | 1966-67-68 |
| Clinch, E. Lewis | 2006-07-08-09 |
| Cline, William S. | 1950-51-52 |
| Cohen, Leonard R. | 1955-56-57 |
| Cohen, William | 1953-54-55-56 |
| Coie, Gary A. | 2018 |
| Coie, Michael D. | 1979-81-82 |
| Coleman, W.B. | 1909 |
| Collier, Dick | 1944-45-47 |
| Collier, Jason J. | 1999-00 |
| Collier, Jeffrey R. | 1973 |
| Connelly, Duffy (mgr) | 1984-85 |
| Coogler, Justin (mgr) | 2010 |
| Coppelard, Arthur | 1947 |
| Cox, Demarco A. | 2015 |
| Crabb, Michael (mgr) | 1957 |
| Craddock, Robert D. | 1963-64-65 |
| Craig, Derek D. | 2009-11-12 |
| Crake, Eric | 1952-53 |
| Crawford, Henry | 1934-35-36 |
| Cray, Andy (mgr) | 2009-10 |
| Crisbman, Jarvis C. | 2007 |
| Crosby, David | 1941 |
| Cuthbert, Albert W. | 1998 |
| Cullen, Matt (mgr) | 1971-72 |
| Curnie, Rigdon (mgr) | 1950-51 |
| Cushman, H. | 1914 |

D

| | |
|--------------------------|---------------|
| Dalrymple, Henry V. | 1984-85-86-87 |
| Daugherty, Michael R. | 1974 |
| Davis, Bob | 1944-45-46 |
| Davis, Robert C. | 1973-75 |
| Davis, Tyler A. | 2005 |
| Dawson, V.S. | 1909 |
| DeLong, George Jr. (mgr) | 1953 |

| | |
|-----------------------|---------------|
| Demicke, Skinny | 1922 |
| Denton, David R. | 1958-59-60 |
| Dews, Robert W. | 1959-60 |
| Diaw, Papa S. | 2006-07 |
| Dickey, Ray Sean M. | 2005-06-07 |
| Dieng, Bassirou | 2009 |
| Dockweiler, Jay (mgr) | 1987-88 |
| Dold, Melvin J. | 1948-49-50-51 |
| Domalik, Brian A. | 1989-90-91 |
| Doyle, W. Brooks | 2013-14-15 |
| Doyle, Johnny | 1946 |
| Drummer, Sammy L. | 1978-79 |
| Dunn, Mike (mgr) | 1999-00 |
| Dyer, Vaughn | 1952 |

E

| | |
|------------------------|---------------|
| Ebdon, Joe | 1938 |
| Echols, Ramon | 1946 |
| Eckford, Joe Erol | 1922 |
| Edson, William R. | 1962-63-64 |
| Elder, Barry J. | 2002-05 |
| Elisma, Edner | 1994-95-96-97 |
| Elkins, Andrew (mgr) | 2009 |
| Emmerling, Fritz (mgr) | 1952 |
| Ewing, David W.T. | 2002-03 |

F

| | |
|--------------------------|---------------|
| Fagg, David (mgr) | 1970 |
| Fair, Clay (tr) | 1996 |
| Fair, Terry D. | 1972 |
| Favors, Derrick B. | 2009-10 |
| Faye, Muhammad | 2007-08 |
| Feist, Shaun R. | 2000-01 |
| Ferrell, Duane | 1985-86-87-88 |
| Ferry, William O. | 1965-66-67 |
| Floyd, Jason C. | 1997-98-99-00 |
| Fondren, Marcus (mgr) | 2009-10 |
| Ford, Antoine | 1985-87 |
| Fore, Clyde W. | 1971-72 |
| Foreman, Nicholas M. | 2009-10-11-12 |
| Forester, James C. | 1992-93-94-95 |
| Forest, Randall L. | 1974-75-76-77 |
| Fisher, Gilbert | 1921 |
| Frederick, Zamboliste II | 2005-06 |
| Fritch, James L. | 1948-49-50-51 |
| Funkenstein, Louis (mgr) | 1965-66-67 |

G

| | |
|------------------------------|---------------|
| Gaddy, James W. | 1992-93 |
| Gardner, Scott | 1982 |
| Gaston, Juan V. | 1996 |
| Gaston, Robert W. | 1944 |
| Geiger, Matthew A. | 1991-92 |
| George, Nicholas | 1926 |
| Georges-Hunt, Marcus A. | 2013-14-15-16 |
| Gier, John K. | 1960-61-62 |
| Giaccio, Paul (mgr) | 1995-96-97-98 |
| Glickson, B. (mgr) | 1972-73 |
| Gladon, R.F. | 1909 |
| Glenn, William | 1933-34-35 |
| Glover, M. Diondase | 1998 |
| Godwin, Paul | 1948-49 |
| Golden, Sid | 1930 |
| Golden III, Robert W. (Tral) | 2014 |
| Golf, Larry | 1963 |
| Good, Chris | 1980 |
| Goode, William E. (mgr) | 1962 |
| Gooding, Hugh | 1930 |
| Goza, Lee | 1981-82 |
| Green, Michael D. | 1975-76 |
| Gueye, Abdoulaye | 2015-17-18 |
| Gunny, Colin A. | 2014 |
| Guth, Stanley W. | 1956-67-68 |

H

| | |
|--------------------------|-------------------------------|
| Hagan, Scott (mgr) | 1993-94-95-96-97 |
| Haines, Fred | 1947 |
| Hall, Frederick | 1980-81 |
| Hamilton, Andrew (mgr) | 2005-06-07-08 |
| Hamilton, Brady K. (mgr) | 2005-06-07-08-09-10 |
| Hamilton, Hoyt (mgr) | 1977-78-79-80 |
| Hammonds, Tom E. | 1986-87-88-89 |
| Hansen, Harold | 1925-26 |
| Hankola, Todd C. | 1992-93-94-95 |
| Harrington, Matthew J. | 1995-96-97-98 |
| Harrington, Patrick J. | 1999-00-02 (mgr), 01 (player) |
| Harris, Ed | 1928 |
| Harris, Norman | 2017 |
| Harris, R.M. | 1909 |
| Havens, Tim | 1983-84 |
| Havell, John | 1952-53-54 |
| Haymans, Walter | 1938-39-40 |
| Hays, Lawrence | 1935-36 |
| Haywood, Curtis J. II | 2018 |
| Hazelhurst, J.G. (mgr) | 1909 |
| Heam, Tim | 1928 |
| Heam, Jim | 1942 |
| Heath, Josh S. | 2015-16-17 |
| Heeke, Frank | 1930 |
| Helm, Joe M. | 1955-56 |
| Herbert, John | 1962-64 |
| Hewby, Corey W. | 2014-15-16-17 |
| Hicks, Nathaniel R. | 2011-12 |
| Hightower, W.H. (mgr) | 1909 |
| Hill, Alex | 2009 |
| Hill, Bryan M. | 1991-92-93 |
| Hill, Doug | 1952 |
| Hill, James E. | 1964, 66 |
| Hodge, Julian T. | 1995-96 |
| Hoffman, John R. | 1959-60-61 |
| Hoggie, John M. | 1970-71-72 |
| Hogue, Jim | 1980 |
| Holladay, Durand | 1944-45 |
| Holloway, James N. | 1965 |
| Holmes, Kammon | 2011-12-13-14 |
| Horton, Lenard | 1977-78-79-80 |
| Howard, Brian | 1982 |
| Howard, Clarence | 1954 |

| | |
|-----------------------|---------------|
| Hortaj, hi (mgr) | 2011-12-13-14 |
| Hughes, Mack | 1955-56 (mgr) |
| Hunt, Alexander, T. | 1974-75-76 |
| Hyder, James T. (mgr) | 1960-61 |
| Hyder, John C. | 1935-36-37 |
| Hyder, John T. | 1971-72-73 |

I

| | |
|----------------------|---------|
| Ingram, Jon E. (mgr) | 1968 |
| Inman, Frank, Jr. | 1958-59 |
| Inman, George W. | 1958 |
| Isenhour, Michael | 2000-01 |

J

| | |
|----------------------|------------------|
| Jack, Jarrett H. | 2003-04-05 |
| Jackson, Tadric D. | 2015-16-17-18 |
| Jacobs, Nicolas | 2016 |
| Jamison, Cecil | 1925-26 |
| Jenks, Emory | 1922 |
| Jester, Evan D. | 2018 |
| Johnson, Billy | 1944 |
| Johnson, Harold | 1945 |
| Johnson, James W. | 1956-57-58 |
| Johnson, William O. | 1940-42 |
| Johnston, Bo | 1936-37-38 |
| Jones, Alvin, III | 1989-90-00-01 |
| Jones, Ben | 1936 |
| Jones, B. Keith | 2005-06 |
| Jones, Ed | 1938 |
| Jordan, Bill | 1936-37-38 |
| Jordan, Pierre | 2012-13 |
| Jorgenson, Travis K. | 2014-15-16 |
| Joseph, Yvon | 1984-85 |
| Joseph, Coleman P. | 1965-66-67 |
| Judy, Matt (mgr) | 1996-97-98-99-00 |
| Jumper, Jimmy | 1946 |

K

| | |
|--------------------|---------------|
| Kaiser, Roger A. | 1959-60-61 |
| Katz, Kirby | 1932 |
| Katz, Morris | 1934-35 |
| Keener, Marvin J. | 1948-49-50-51 |
| Kelly, C. Ashley | 1996-98-99 |
| Kelly, John R., II | 1993-95-96 |
| Kelly, Lake D. | 1954-55-56 |
| Kenney, Charles H. | 1965-66-67 |
| Ketzner, Joe (tr) | 1998-99-00 |
| Khan, Fred (mgr) | 1957 |
| Kidd, Culver | 1934-35-36 |
| Kimmel, Robert B. | 1954-55-56-57 |
| Kincaid, Kevin | 1997-99 |
| Klaer, Drew (mgr) | 2011-12-13-14 |
| Klosterman, Henry | 1946 |
| Kowski, Dave | 1981 |

L

| | |
|---------------------------|---------------|
| LaBarrie, Darryl A. | 1999-00-01 |
| Lammers, Benjamin W. | 2015-16-17-18 |
| Lance, Jake | 1944 |
| Landy, Frank E. | 1961-62 |
| Lane, N. Halston | 2001-02 |
| Larier, Will (mgr) | 2002-04 |
| Largen, Ben | 1927 |
| Laxal, Gani O., Jr. | 2008-09-10 |
| Lee, Henry | 1981 |
| Lenhoff, Richard | 1953-54-55-56 |
| Lewis, Carlton | 1940-42 |
| Lewis, Marvin A. | 2001-04 |
| Liantonio, Giuseppe (mgr) | 1990-91-92 |
| Lockwood, Billy (mgr) | 1946 |
| Lupton, Dale | 1949-50 |
| Lutz, Samuel A. (mgr) | 1970 |
| Lyon, Stuart | 1981-82 |

M

| | |
|--------------------------|---------------|
| MacGregor, Dan | 1955 |
| Machado, Pablo E. | 1997-98 |
| Mackey, Malcolm M. | 1990-91-92-93 |
| Maddox, Michael J. | 1995-96-97-98 |
| Mann, John S. | 1977-78-79-80 |
| Marsell, Jack | 1983-84-85-86 |
| Martiny, Stephen X. | 1986 |
| Massey, Vance | 1929 |
| Martin, Michael W. | 1975 |
| Marlinson, John P. | 1985-86-87-88 |
| Matheson, Kenneth | 1922 |
| Mathews, George | 1946 |
| Mathews, Christian E. | 2017 |
| Mathews, Phil (mgr) | 2002 |
| Mauch, H. | 1914 |
| Mayer, William G. | 1969-70 |
| McArthur, Roy | 1930-31-32 |
| McBath, H. | 1920 |
| McCain, Andrew G. | 1973-74 |
| McCarthy, John M. (mgr) | 1966 |
| McClune, Chris (mgr) | 2005-06-07-08 |
| McCormick, Kellen T. | 2017 |
| McDoughough, W.T. | 1914 |
| McFadden, Bob (tr) | 1993 |
| McHenry, Anthony D. | 2002-05 |
| McNeil, Johnny J. | 1989-90 |
| Means, Tony (mgr) | 1981-82 |
| Medlock, Jan P. | 1997-98 |
| Medlock, Shaheed M. | 2017 |
| Meyer, Gerald J. | 1958 |
| Miley, Daniel C. | 2011-12-13-14 |
| Miller, Eddie (mgr) | 1946 |
| Miller, Maurice A. | 2008-09-10-11 |
| Mills, David | 1983 |
| Minchel, Charles | 2015-16 |
| Mitchell, L.C. | 1914 |
| Moore, Clarence A. | 2000, 02-04 |
| Moore, Fred | 1923 |
| Moore, Justin A. | 2017-18 |
| Moore, Marice D. | 1993-94 |
| Moore, Jr., McPherson D. | 2011-12 |
| Morland, Bob | 1926 |
| Morris, George C. | 2011-12-13-14 |

| | |
|------------------------|----------------|
| Morris, Jim (mgr) | 1996-97-98-99 |
| Morris, Kevin M. | 1997 |
| Morrow, Anthony J. | 2005-06-07-08 |
| Morrison, Franklin M. | 1977-78 |
| Morton, George | 1926 |
| Muhammad, Isma'il A. | 2002-05 |
| Munford, Dillard | 1939 |
| Munlyn, James | 1987-88, 90-91 |
| Murphy, Red | 1922 |
| Murphy, Billy B. (mgr) | 1976-77-78-79 |
| Murphy, Robert D. | 1971-72-73 |
| Murphy, Ryan M. | 1995-96 |
| Musser, James A. (mgr) | 1976-77-78-81 |
| Myers, E.V. | 1909 |

N

| | |
|----------------------|----------------------|
| Nass, Alan W. | 1961-62-63 |
| Neal, Craig D. | 1984, 86-87-88 |
| Neal, Steven G. | 1979-80-82 |
| Neal, Winston | 1998 (mgr), 99-00-01 |
| Neff, Graham (mgr) | 2005-06 |
| Nelson, David F. | 2002-04 |
| Nelson, Edward R. | 2002-03 |
| New, Dave | 1981 |
| Newbill, Vano M. | 1991-92-93-94 |
| Nichols, Jim (mgr) | 1996-97-98-99 |
| Nidflter, Toby F. | 1977-78-79-80 |
| Nigg, William R. | 1962-63-64 |
| Nhill, Timothy (mgr) | 1996-97-98-99 |
| Nolan, Jim | 1947-48-49 |
| Noyes, Robert J. | 1977-78-79-80 |
| Nystrom, Jim A. | 2003-04 |

O

| | |
|-----------------------|---------------|
| O'Brien, Dan K. | 1978-79-80 |
| O'Calahan, Jimmy | 1936 |
| Ogbonia, Sylvester C. | 2017-18 |
| Okogie, Joshua A. | 2017-18 |
| Oliver, Brian Darnell | 1987-88-89-90 |
| Oliver, Brian Daniel | 2010-11 |
| Oltz, Harold | 1928 |
| O'Neal, Taylor (mgr) | 2010 |
| Or, Dick | 1933 |
| Owens, Jack | 1949 |
| Owens, Jack (mgr) | 2005-06-07 |

P

| | |
|-------------------------|------------------|
| Pandaris, Peteris (mgr) | 1958-59 |
| Parris, Walter | 1925 |
| Parin, John G. | 1966-67-68 |
| Partridge, Josh (mgr) | 2011-12-13-14 |
| Paxon, Wesley | 1943-44, 47 |
| Peacock, Zachery X., II | 2007-08-09-10 |
| Pearson, Danny | 1983 |
| Pearson, Tom | 1946 |
| Peck, Nathan (mgr) | 1995 |
| Peck, Stephen C. | 1980 |
| Peck, Aaron | 2012-13-14-15 |
| Peiffer, George | 1938 |
| Peirson, Bill | 1930 |
| Perry, B. Kyle | 1998-99-00 |
| Peters, Kenneth A. | 1973-74 |
| Peterson, Charles (mgr) | 1953-54 |
| Petway, Steve (mgr) | 1984-85 |
| Phillips, Gary D. | 1954-55-56-57-58 |
| Pinshy, Steve (mgr) | 1984-85 |
| Pittman, John (mgr) | 1990 |
| Player, Frank | 1929 |
| Poole, Johnny | 1932-33-34 |
| Poole, Solomon | 2013-14 |
| Poole, Jr., Stacey | 2013-14 |
| Post, Steven F. | 1972-73 |
| Potter, William T. | 1959-60 |
| Powell, Julian F. | 1980-81-82 |
| Powers, Matt | 2008 |
| Prentice, Jason | 1999 |
| Price II, Jordan | 2017 |
| Price, W. Mark | 1983-84-85-86 |
| Priestley, Jerry M. | 1964-65 |

ALL-TIME NUMERICAL ROSTER

0

| | |
|------------------|---------------|
| Darryl Barnes | 1994 |
| Lewis Clinch | 2007-09 |
| Miron Udofia | 2010-11-12-13 |
| Charles Mitchell | 2015-16 |
| Justin Moore | 2017-18 |

1

| | |
|--------------------|---------------|
| B.J. Elder | 2002-05 |
| D'Andre Bell | 2006 |
| Javaris Crittenton | 2007 |
| Inan Shumpert | 2009-10-11 |
| Julian Royal | 2012 |
| Stacey Poole, Jr. | 2014 |
| Tadric Jackson | 2015-16-17-18 |

2

| | |
|-----------------|---------|
| Darryl Barnes* | 1993 |
| Darryl LaBarrie | 2000-01 |
| Ismail Muhammad | 2002-05 |
| Matt Causey | 2002 |
| Pierre Jordan | 2012-13 |
| Solomon Poole | 2014 |
| Chris Bolden | 2015 |
| Adam Smith | 2016 |
| Jordan Price | 2017 |

*Not a legal number at the time, wore for one game

3

| | |
|---------------------|---------------|
| Colin Anderson | 1949 |
| Doug Hill | 1952 |
| Tommy Taylor | 1971-72 |
| John Bashart | 1974 |
| Brian Dornalik | 1990-91 |
| Travis Best | 1992-95 |
| Stephon Marbury | 1996 |
| Tony Atkins | 1999-02 |
| Jarrett Jack | 2003-05 |
| Moe Miller | 2008-09-10-11 |
| Marcus Georges-Hunt | 2013-14-15-16 |
| Even Cole | 2018 |

4

| | |
|--------------------|---------------|
| Dale Lupton | 1949 |
| Bill Cline | 1951-52 |
| Dennis Scott | 1986-90 |
| Pablo Machado | 1987 |
| Alvin Jones | 1998-01 |
| Chris Both | 2003 |
| Ra'Sean Dickey | 2005-07 |
| Nick Foreman | 2009-10-11-12 |
| Robert Carter, Jr. | 2013-14 |
| Demarco Cox | 2015 |
| Norman Harris | 2017 |
| Brandon Alston | 2018 |

5

| | |
|----------------|---------------|
| Jim Nolan | 1948-49 |
| Melvin Old | 1951 |
| Gene Anderson | 1952 |
| Bob Murphy | 1971-73 |
| Karl Brown | 1986-90 |
| James Gaddy | 1992-93 |
| Eddie Elmore | 1994-97 |
| Dion Elmore | 1998-99 |
| Clarence Moore | 2001-02 |
| Mario West | 2004-07 |
| Daniel Miller | 2011-12-13-14 |
| Corey Heyward | 2015-16 |
| Josh Okogie | 2017-18 |

6

| | |
|-----------------|---------|
| Henry Schoening | 1949 |
| Mike Austin | 1951-52 |

7

| | |
|----------------|------|
| Jack Owens | 1949 |
| Joe Keener | 1951 |
| John Mansfield | 1957 |

8

| | |
|------------|---------|
| Joe Keener | 1949 |
| Pete Silas | 1951-52 |

10

| | |
|------------------|---------------|
| James Fritch | 1949 |
| Teeter Umstead | 1951-52 |
| Terry Randall | 1957 |
| Tony Arford | 1969 |
| Tommy Taylor | 1970 |
| Terry Farrell | 1971-72 |
| Mike Bottorff | 1973-76 |
| Craig Neal | 1984-88 |
| James Gaddy | 1991 |
| Drew Berry | 1992-96 |
| T.J. Vinos | 1998-01 |
| Jim Nyström | 2003-04 |
| Tyler Davis | 2005 |
| Gary Cage | 2006 |
| Lance Storms | 2008-09-10-11 |
| Travis Jorgenson | 2014-15-16 |
| Jose Alvarado | 2018 |

11

| | |
|-------------------|------------|
| Mickey Semersheim | 1949-51 |
| John Harwell | 1952 |
| Larry Good | 1967 |
| Rocky Davis | 1974-75 |
| Ronnie Keener | 1976 |
| Toby Moffitt | 1977-80 |
| Bill Patterson | 1981 |
| Bryan Hill | 1991-93 |
| Yann Barbic | 1994 |
| Gary Saunders | 1996-97 |
| Travis Spivey | 1998 |
| Shaun Fein | 2000-01 |
| David Ewing | 2002-03 |
| Will Bynum | 2004-05 |
| Steven Wolcott | 2006 |
| Mouhammad Faye | 2007-08 |
| Sam Shaw | 2009 |
| Brian Oliver | 2010-11 |
| Aaron Peek | 2012 |
| Chris Bolden | 2013-14 |
| Josh Heath | 2015-16-17 |
| Evan Jester | 2018 |

12

| | |
|---------------------------------|---------------|
| Barry Blomker | 1949 |
| Bud Witt | 1951 |
| Eric Drake | 1952 |
| Ken Peters (#5 on road in 1975) | 1974-75 |
| David Mills | 1983 |
| Michael Carr | 1986 |
| Brian Dornalik | 1989 |
| Kenny Anderson | 1990-91 |
| Ashley Kelly | 1999 |
| Luke Schenscher | 2002-05 |
| Paco Daw | 2006-07 |
| Bassirou Dieng | 2009 |
| Kyle Spiller | 2011 |
| D.J. Spain | 2012 |
| Quinton Stephens | 2014-15-16-17 |
| Moses Wright | 2018 |

13

| | |
|------------------|------------|
| Lum Snyder | 1952 |
| John Verzyer | 1968-70 |
| Brian Oliver | 1987-90 |
| Kevin Morris | 1997 |
| Darryl LaBarrie | 1999-00 |
| D'Andre Bell | 2007-08-10 |
| McPherson Moore | 2011-12 |
| Robert Sampson | 2015 |
| Shaheed Medlock | 2017 |
| Curis Haywood II | 2018 |

14

| | |
|------------------------------------|---------------|
| Tom Pearson | 1949 |
| James Fritch | 1951 |
| Vaughan Dyer | 1952 |
| Russ Jesse | 1954 |
| Ray Schiller (#35 on road in 1975) | 1975-77 |
| Brook Steppe | 1980-82 |
| David Boisvert | 1988 |
| Greg White | 1990 |
| Jon Barry | 1991-92 |
| Winston Neal | 1999-02 |
| Keith Jones | 2005-06 |
| Ty Anderson | 2007-09 |
| Derrick Favors | 2010 |
| Jason Morris | 2011-12-13-14 |

15 • Retired

| | |
|---------------|---------|
| Barry Blomker | 1951 |
| Bill Sennett | 1952 |
| Jess Carroll | 1954 |
| John Bashart | 1972 |
| Donnie Keener | 1976 |
| Tico Brown | 1977-79 |
| Steve Peck | 1980 |
| George Thomas | 1981-83 |
| Darryl Barnes | 1990-92 |
| Rod Balaris | 1993-94 |

MATT HARPRING.....1995-98

16

| | |
|-------------|------|
| Paul Godwin | 1949 |
| Eric Drake | 1951 |
| Bud Witt | 1952 |

17

| | |
|---------------|------|
| Robert Riedel | 1949 |
| George Morris | 1952 |

18

| | |
|-----------------|------|
| Jimmy Stewart | 1949 |
| Peden Templeton | 1952 |

19

| | |
|----------------|------|
| Benny Register | 1949 |
|----------------|------|

20 • Retired

| | |
|----------------|---------|
| Lenny Cohen | 1957 |
| Bobby Davis | 1959-60 |
| John Herbert | 1962-64 |
| Jim Field | 1965 |
| Bob Brizendine | 1966-68 |
| Brian Howard | 1982 |
| Scott Gardner | 1983 |
| TOM HAMMONDS | 1986-89 |

21 • Retired

| | |
|--------------|---------|
| ROGER KAISER | 1959-61 |
|--------------|---------|

22 • Retired

| | |
|------------------|---------|
| Jess Carroll | 1957 |
| Terry Randall | 1958 |
| Pete Rogers | 1961 |
| Bill Nigg | 1962-64 |
| Terry Askins | 1967-69 |
| Frank Samoylo | 1970-72 |
| Steve Sonnenberg | 1973-75 |
| Kerry O'Brian | 1977-80 |
| Scott Gardner | 1982 |
| JOHN SALLEY | 1983-86 |

23

| | |
|--------------------|---------|
| Ray Blomker | 1958-59 |
| Bill Edison | 1962-64 |
| Stan Guth | 1966-68 |
| Phil Boshart | 1973-75 |
| Billy Smith | 1976-79 |
| George Thomas | 1980 |
| Bud Adams | 1985 |
| Michael Christian | 1987-88 |
| David Whitmore | 1989 |
| Brian Black | 1990-91 |
| Marice Moore | 1993-94 |
| C.J. Williams | 1995 |
| Jon Babul | 1997-01 |
| Anthony Morrow | 2005-08 |
| Brandon Reed | 2012-13 |
| Tean Oskien | 2014 |
| Christian Matthews | 2017 |
| Jon Brown | 2018 |

24

| | |
|--------------------------------|---------------|
| Bill Cohen | 1954 |
| Frank Inman | 1957 |
| John Gehr | 1960-62 |
| R.D. Craddock | 1963-65 |
| Phil Wagner | 1966-68 |
| Bill Mayer | 1969-70 |
| Tom Hyder | 1971-73 |
| Jim Wood (#41 on road in 1975) | 1975-77 |
| John Williams | 1980 |
| Scott Pelway | 1984 |
| James Murlyn | 1987-91 |
| Fred Vison | 1992-94 |
| Michael Maddox | 1995-98 |
| Marvin Lewis | 2001-04 |
| Gary Cage | 2006, 08-09 |
| Kammon Holsey | 2011-12-13-14 |
| Sylvester Ogbonda | 2017-18 |

25 • Retired

| | |
|------------------|---------|
| Ham Slith | 1957-58 |
| Pat Drennon | 1960 |
| Phil Randall | 1962-63 |
| Mike Stenheragel | 1964-66 |
| John Parlin | 1967 |
| Jim Thome | 1970-71 |
| Mickey Morrison | 1976 |

MARK PRICE.....1983-86

26

| | |
|-------------|------|
| Jim Johnson | 1957 |
|-------------|------|

27

| | |
|------------------|------|
| Darryl MacGregor | 1957 |
|------------------|------|

28

| | |
|--------------|---------|
| Bobby Kimmel | 1954-57 |
|--------------|---------|

29

| | |
|---------------|------|
| Gary Phillips | 1957 |
|---------------|------|

30

| | |
|-----------------|---------|
| Dick Lenholt | 1954 |
| Burky Davidson | 1957 |
| Bill Pabst | 1959-61 |
| Charlie Kennedy | 1965-67 |
| Howard Thompson | 1969-71 |
| Jim Gallman | 1972 |
| Anthony Byrd | 1982-84 |
| Todd Harlicka | 1992-95 |
| Kevin Kincaid | 1997-99 |
| Corey Heyward | 2014-17 |

31

| | |
|---------------|------------|
| Sam Nunn | 1958 |
| Al Mason | 1959 |
| Harold Query | 1960 |
| Frank Landrey | 1961-62 |
| Dan Russell | 1965 |
| Rick Tyler | 1966-68 |
| Bill Vinton | 1971-72 |
| Willie Reese | 1985-89 |
| Greg White | 1991-92 |
| Shawn Jones | 1993 |
| C.J. Williams | 1994 |
| Ryan Murphy | 1996-97 |
| Pablo Machado | 1998 |
| Alex Luyk | 2000 |
| Gari Lawal | 2008-09-10 |
| Aaron Peek | 2013-14-15 |

32

| | |
|-----------------|------------|
| George Inman | 1958 |
| Kath Weekly | 1961-63 |
| Pete Caldwell | 1965 |
| Fred Hall | 1980 |
| Tommy Lee | 1988 |
| John Hoggie | 1979-72 |
| Steve Sherbak | 1973-75 |
| Bill Algod | 1977 |
| Dave Kowalski | 1981 |
| John Martinson | 1985-88 |
| Malcolm Mackey | 1990-93 |
| Juan Gaston | 1996 |
| Kyle Perry | 1998-00 |
| Ed Nelson | 2002-03 |
| Jeremis Smith | 2005-08 |
| Brooks Doyle | 2013-14-15 |
| Nick Jacobs | 2016 |
| Kalen McCormick | 2017 |
| Avil Schaler | 2018 |

33

| | |
|----------------|---------|
| Larry Golf | 1968-69 |
| Clyde Fore | 1970 |
| Bob Schmidt | 1972 |
| Harry Allen | 1973-76 |
| Sammy Drummer | 1979 |
| Steve Shaw | 1980-82 |
| Danny Pearson | 1983 |
| Duane Ferrell | 1985-88 |
| Ivano Newbill | 1990-94 |
| Bryan Brennan | 1996-97 |
| Steve Economos | 1998 |
| Jason Prentice | 1999 |
| Halston Lane | 2001-02 |
| Thaddeus Young | 2007 |
| Derek Craig | 2011-12 |
| James White | 2016 |

34

| | |
|-----------------|------------|
| Dave Clark | 1966 |
| Bob Seamer | 1968-70 |
| George Small | 1971-72 |
| Randy Foster | 1975-77 |
| Lenny Horton | 1979-80 |
| Fred Hall | 1981 |
| Jack Mansell | 1983-86 |
| David Whitmore | 1988 |
| Rod Balaris | 1990-91 |
| James Forrest | 1992-95 |
| Jason Floyd | 1997-00 |
| Robert Brooks | 2001-04 |
| Brad Sheehan | 2008-09-10 |
| Abdoulaye Gueye | 2015-18 |

35

| | |
|------------------|---------------|
| John Parlin | 1966 |
| Jack Washington | 1976 |
| Maurice Bradford | 1982-83 |
| Yann Barbic | 1995 |
| Zam Fredrick | 2005-06 |
| Zachary Peacock | 2007-08-09-10 |

40 • Retired

| | |
|-----------------|---------|
| Gary Phillips | 1958 |
| Charlie Spooner | 1961-64 |
| John Arnold | 1965 |
| John White | 1966 |
| Dave Clark | 1967-68 |
| RICH YUNKUS | 1969-71 |

41

| | |
|------------------|------------|
| Dave Denton | 1958-60 |
| Tom Bowling | 1966-67 |
| Ken Davis | 1969-71 |
| Dean Reeves | 1972 |
| Preston Campbell | 1973 |
| Brian Gemberling | 1991 |
| Ryan Murphy | 1995 |
| Paul Trotti | 1997-00 |
| Alade Aminu | 2006 |
| Glen Rice, Jr. | 2010-11-12 |
| Colin Gurny | 2014 |

42

| | |
|-----------------|------------|
| Curt Bryant | 1958 |
| Bucky Sowers | 1960-62 |
| Pres Judy | 1964-67 |
| Terry Wilson | 1969-71 |
| Andy McCain | 1973-74 |
| Mike Martin | 1975-76 |
| Rob Noyes | 1977-80 |
| Lee Goza | 1982 |
| Anthony Sherrod | 1986-89 |
| Rod Balaris | 1992 |
| Kath Kenney | 1993 |
| John Kelly | 1994 |
| Ajani Williams | 1996 |
| Omar Cassidy | 1997 |
| Clarence Moore | 2000, 04 |
| Nate Hicks | 2011-12 |
| Rand Rowland | 2015-16-17 |

43

| | |
|-----------------|---------|
| Tom Chambers | 1959 |
| Roger Casada | 1961-62 |
| Pete Thome | 1966-68 |
| Bob MacDonald | 1969 |
| Clyde Fore | 1971-72 |
| Tom Hunt | 1974-76 |
| Mickey Morrison | 1977 |
| Steve Neal | 1979-80 |
| Greg Wilson | 1981-84 |
| Bryan Brennan | 1985 |
| Henley Hayes | 1987 |
| Ron Warner | 2014 |

44

| | |
|------------------|---------|
| John Hoffman | 1959-61 |
| Ron Schaff | 1963-65 |
| Ted Tomasovich | 1966-69 |
| Steve Post | 1972-74 |
| Mike Green | 1975-76 |
| Brook Steppe | 1979 |
| Stu Lyon | 1982 |
| Tim Harvey | 1983-84 |
| Antoine Ford | 1985-87 |
| Johnny McNeil | 1989-90 |
| John Kelly | 1993-96 |
| Jan Medlock | 1997-98 |
| Michael Isenhour | 2000-01 |
| Michael Tanner | 2003-06 |
| Adele Aminu | 2007-09 |
| Sam Shaw | 2010 |
| Ben Lammers | 2015-18 |

45

| | |
|---------------------------------|---------|
| Jerry Meyer | 1958 |
| Newt Holloway | 1965-67 |
| Waymon Christopher (#4 on road) | 1975 |
| Reggie Spruill | 1976 |
| John Mann | 1977-80 |
| Bruce Dalrymple | 1984-87 |
| Bucky Hodge | 1995-96 |
| Bert Culbreth | 1998 |
| Solomon Poole | 2013 |

50

| | |
|------------------|---------|
| Frank Inman..... | 1958-59 |
| Alan Nass..... | 1961-63 |
| Wes Field..... | 1965-67 |
| Allan Tison..... | 1968-70 |

STARTING LINEUPS SINCE 1943-44

1943-44 (14-4)

| | | | |
|---|-----------------|-----|-----|
| F | Bill Johnson | 6-1 | So. |
| F | Dick Collier | 6-1 | Fr. |
| C | Wes Paxson | 6-4 | Fr. |
| G | Frank Broyles | 6-2 | Fr. |
| G | Durand Holladay | 6-1 | Jr. |

1944-45 (11-6)

| | | | | |
|---|-----------------|-----|-----|------|
| F | Billy Williams | 6-2 | Sr. | 9.6 |
| F | Dick Collier | 6-1 | So. | 10.0 |
| C | Bobby Davis | 6-6 | Jr. | 6.4 |
| G | Frank Broyles | 6-2 | So. | 8.8 |
| G | Durand Holladay | 6-1 | Sr. | 10.0 |

1945-46 (10-11)

| | | | |
|---|---------------|-----|-----|
| F | Johnny Doyle | 6-5 | So. |
| F | Bobby Davis | 6-6 | Fr. |
| C | Jim Nolan | 6-8 | Sr. |
| G | Frank Broyles | 6-2 | Jr. |
| G | Ramon Echols | 5-9 | So. |

1946-47 (12-11)

| | | | | |
|---|----------------|-----|-----|------|
| F | Wes Paxson | 6-4 | Sr. | 13.3 |
| F | Dick Collier | 6-1 | Sr. | 6.7 |
| C | Jim Nolan | 6-8 | So. | 7.6 |
| G | Frank Broyles | 6-2 | So. | 10.4 |
| G | Colin Anderson | 6-3 | Fr. | 7.4 |

1947-48 (12-16)

| | | | | |
|---|--------------------|------|-----|------|
| F | Joe Keener | 6-3 | Fr. | 7.8 |
| F | Melvin Dold | 6-2 | Fr. | 10.4 |
| C | Jim Nolan | 6-8 | Jr. | 13.9 |
| G | Mickey Sermersheim | 5-10 | Fr. | 6.8 |
| G | Colin Anderson | 6-3 | So. | 10.7 |

1948-49 (11-13)

| | | | |
|---|--------------------|------|-----|
| F | Joe Keener | 6-3 | So. |
| F | Melvin Dold | 6-2 | So. |
| C | Jim Nolan | 6-8 | Sr. |
| G | Mickey Sermersheim | 5-10 | So. |
| G | Colin Anderson | 6-3 | Jr. |

1949-50 (14-13)

| | | | | |
|---|--------------------|------|-----|------|
| F | Joe Keener | 6-3 | Jr. | 9.0 |
| F | Melvin Dold | 6-2 | Jr. | 11.1 |
| C | Bill Cline | 6-6 | So. | 9.0 |
| G | Mickey Sermersheim | 5-10 | Jr. | 9.6 |
| G | Colin Anderson | 6-3 | Sr. | 10.8 |

1950-51 (8-19)

| | | | | |
|---|--------------------|------|-----|------|
| F | Joe Keener | 6-3 | Sr. | 9.9 |
| F | Pete Silas | 6-6 | So. | 11.7 |
| C | Bill Cline | 6-6 | Jr. | 9.3 |
| G | Mickey Sermersheim | 5-10 | Sr. | 5.8 |
| G | Teeter Umstead | 6-0 | Jr. | 8.9 |

| | | | | |
|----------------|-------------|-----|-----|-----|
| Top Sub | | | | |
| G | Melvin Dold | 6-2 | Sr. | 8.4 |

1951-52 (7-16)

| | | | | |
|---|----------------|------|-----|------|
| F | Bill Sennett | 6-2 | So. | 2.7 |
| F | Pete Silas | 6-6 | Jr. | 17.1 |
| C | Bill Cline | 6-6 | Sr. | 10.7 |
| G | Eric Crake | 5-10 | Jr. | 7.2 |
| G | Teeter Umstead | 6-0 | Sr. | 14.2 |

1952-53 (5-17)

| | | | | |
|---|----------------|------|-----|------|
| F | Gene Anderson | 6-2 | Sr. | 4.1 |
| F | Pete Silas | 6-6 | Sr. | 17.0 |
| C | Bill Cohen | 6-6 | Fr. | 7.3 |
| G | Eric Crake | 5-10 | So. | 6.4 |
| G | Johnny Harwell | 6-1 | Sr. | 4.3 |

1953-54 (2-22)

| | | | | |
|---|----------------|------|-----|------|
| F | Gene Anderson | 6-2 | Sr. | 2.4 |
| F | Pete Silas | 6-6 | Sr. | 17.0 |
| C | Bill Cohen | 6-6 | So. | 10.2 |
| G | Eric Crake | 5-10 | Sr. | 10.1 |
| G | Johnny Harwell | 6-1 | Sr. | 7.6 |

| | | | | |
|----------------|--------------|-----|-----|-----|
| Top Sub | | | | |
| G | Howard Shead | 6-0 | Jr. | 8.9 |

1954-55 (12-13)

| | | | | |
|---|--------------|------|-----|------|
| F | Lenny Cohen | 6-6 | So. | 12.7 |
| F | Bill Cohen | 6-6 | Jr. | 9.6 |
| C | Dick Lenholt | 6-6 | Jr. | 10.0 |
| G | Bobby Kimmel | 6-3 | So. | 14.4 |
| G | Joe Helms | 5-10 | Jr. | 14.5 |

1955-56 (12-11)

| | | | | |
|---|--------------|------|-----|------|
| F | Lenny Cohen | 6-6 | Jr. | 12.4 |
| F | Bill Cohen | 6-6 | Sr. | 8.6 |
| C | Dick Lenholt | 6-6 | Sr. | 7.7 |
| G | Bobby Kimmel | 6-3 | Jr. | 19.8 |
| G | Joe Helms | 5-10 | Sr. | 17.1 |

1956-57 (18-8)

| | | | | |
|---|---------------|------|-----|------|
| F | Gary Phillips | 6-1 | Jr. | 7.5 |
| F | Bobby Kimmel | 6-3 | Sr. | 15.1 |
| C | Lenny Cohen | 6-6 | Sr. | 13.4 |
| G | Bud Blenker | 5-10 | So. | 16.4 |
| G | Terry Randall | 5-10 | So. | 16.1 |

1957-58 (15-11)

| | | | | |
|---|---------------|------|-----|------|
| F | Gary Phillips | 6-1 | Sr. | 7.3 |
| F | Dave Denton | 6-3 | So. | 12.0 |
| C | Frank Inman | 6-6 | So. | 8.4 |
| G | Bud Blenker | 5-10 | Jr. | 17.4 |
| G | Terry Randall | 5-10 | Jr. | 16.3 |

| | | | | |
|----------------|-------------|-----|-----|-----|
| Top Sub | | | | |
| C-F | Jim Johnson | 6-6 | Sr. | 8.0 |

1958-59 (17-9)

| | | | | |
|---|---------------|------|-----|------|
| F | Roger Kaiser | 6-1 | So. | 14.7 |
| F | Dave Denton | 6-3 | Jr. | 9.4 |
| C | Frank Inman | 6-7 | Jr. | 6.1 |
| G | Bud Blenker | 5-10 | So. | 14.9 |
| G | Terry Randall | 5-10 | Sr. | 14.0 |

| | | | | |
|----------------|----------------|-----|-----|-----|
| Top Sub | | | | |
| C-F | Wayne Richards | 6-7 | So. | 7.5 |

1959-60 (22-6)

| | | | | |
|---|----------------|------|-----|------|
| F | Wayne Richards | 6-7 | Jr. | 8.9 |
| F | Dave Denton | 6-3 | Sr. | 15.0 |
| C | Jim Riley | 6-8 | Sr. | 3.9 |
| G | Bobby Dews | 5-11 | Jr. | 8.8 |
| G | Roger Kaiser | 6-1 | Jr. | 22.8 |

1960-61 (13-13)

| | | | | |
|---|-----------------|-----|-----|------|
| F | Wayne Richards | 6-7 | Sr. | 5.5 |
| F | Mike Tomasovich | 6-4 | So. | 3.7 |
| C | Alan Nass | 6-6 | So. | 6.7 |
| G | Frank Landrey | 5-8 | So. | 4.8 |
| G | Roger Kaiser | 6-1 | Sr. | 23.4 |

| | | | | |
|-----------------|--------------|-----|-----|-----|
| Top Subs | | | | |
| F | Keith Weekly | 6-3 | So. | 8.7 |
| G | John Hoffman | 6-0 | Sr. | 3.9 |

1961-62 (10-16)

| | | | | |
|---|-----------------|-----|-----|------|
| F | Josh Powell | 6-6 | Sr. | 10.2 |
| F | Mike Tomasovich | 6-4 | Jr. | 13.2 |
| C | Alan Nass | 6-6 | Jr. | 9.7 |
| G | Frank Landrey | 5-8 | Jr. | 8.3 |
| G | John Herbert | 5-9 | So. | 7.8 |

| | | | | |
|----------------|------------|-----|-----|-----|
| Top Sub | | | | |
| G | Bill Edson | 6-1 | So. | 8.4 |

1962-63 (21-5)

| | | | | |
|---|-----------------|------|-----|------|
| F | Alan Nass | 6-6 | Sr. | 6.9 |
| F | Mike Tomasovich | 6-4 | Sr. | 10.2 |
| C | Jim Caldwell | 6-9 | So. | 13.7 |
| G | R.D. Craddock | 5-11 | So. | 8.2 |
| G | Keith Weekly | 6-3 | Jr. | 8.3 |

| | | | | |
|----------------|------------|-----|-----|-----|
| Top Sub | | | | |
| G | Ron Scharf | 6-3 | So. | 8.3 |

1963-64 (17-9)

| | | | | |
|---|-----------------|------|-----|------|
| F | Charlie Spooner | 6-2 | Sr. | 8.0 |
| F | Ron Scharf | 6-3 | Jr. | 12.6 |
| C | Jim Caldwell | 6-10 | Jr. | 14.0 |
| G | R.D. Craddock | 5-11 | Jr. | 13.6 |
| G | Bill Edson | 6-1 | Sr. | 9.5 |

1964-65 (14-11)

| | | | | |
|---|----------------|------|-----|------|
| F | Pres Judy | 6-3 | So. | 10.7 |
| F | Ron Scharf | 6-3 | Sr. | 10.5 |
| C | Jim Caldwell | 6-10 | Sr. | 17.4 |
| G | R.D. Craddock | 5-11 | Sr. | 15.2 |
| G | Charles Kenney | 6-1 | So. | 10.5 |

1965-66 (13-13)

| | | | | |
|---|---------------|-----|-----|------|
| F | Pres Judy | 6-3 | Jr. | 12.3 |
| F | Dave Clark | 6-4 | So. | 8.8 |
| C | Pete Thorne | 6-4 | So. | 12.4 |
| G | Phil Wagner | 6-2 | So. | 14.9 |
| G | Pete Caldwell | 6-1 | Sr. | 5.3 |

| | | | | |
|----------------|----------------|-----|-----|-----|
| Top Sub | | | | |
| G | Charles Kenney | 6-1 | Jr. | 7.9 |

1966-67 (17-9)

| | | | | |
|---|----------------|-----|-----|------|
| F | Pres Judy | 6-3 | Sr. | 16.5 |
| F | Dave Clark | 6-4 | Jr. | 8.9 |
| C | Pete Thorne | 6-4 | Jr. | 9.8 |
| G | Phil Wagner | 6-2 | Jr. | 19.5 |
| G | Ted Tomasovich | 6-3 | So. | 12.5 |

| | | | | |
|----------------|-----------|------|-----|-----|
| Top Sub | | | | |
| G | Stan Guth | 5-11 | Jr. | 8.8 |

1967-68 (12-13)

| | | | | |
|---|----------------|------|-----|------|
| F | Ted Tomasovich | 6-3 | Jr. | 10.6 |
| F | Dave Clark | 6-4 | Sr. | 12.9 |
| C | Bob Seemer | 6-7 | So. | 9.3 |
| G | Phil Wagner | 6-2 | Sr. | 19.6 |
| G | Stan Guth | 5-11 | Sr. | 7.7 |

| | | | | |
|----------------|-------------|-----|-----|------|
| Top Sub | | | | |
| C-F | Pete Thorne | 6-4 | Sr. | 10.9 |

1968-69 (12-13)

| | | | | |
|---|----------------|------|-----|------|
| F | Ted Tomasovich | 6-3 | Sr. | 15.0 |
| F | Bob Seemer | 6-7 | Jr. | 13.2 |
| C | Rich Yunkus | 6-10 | So. | 24.1 |
| G | Jim Thorne | 6-3 | So. | 6.4 |
| G | John Verzyer | 6-2 | Jr. | 5.1 |

1969-70 (17-10)

| | | | | |
|---|-------------|------|-----|------|
| F | Bill Mayer | 6-4 | Sr. | 12.2 |
| F | Bob Seemer | 6-7 | Sr. | 12.6 |
| C | Rich Yunkus | 6-10 | Jr. | 30.1 |
| G | Jim Thorne | 6-2 | Jr. | 10.3 |
| G | John Hoggie | 6-0 | So. | 4.4 |

1970-71 (23-9)

| | | | | |
|---|-----------------|------|-----|------|
| F | Bob Murphy | 6-2 | So. | 10.8 |
| F | Howard Thompson | 6-4 | Sr. | 3.8 |
| C | Rich Yunkus | 6-10 | Sr. | 25.5 |
| G | Jim Thorne | 6-3 | Sr. | 13.2 |
| G | Frank Samoylo | 6-1 | Jr. | 7.5 |

| | | | | |
|----------------|--------------|-----|-----|-----|
| Top Sub | | | | |
| F | Tommy Wilson | 6-7 | Sr. | 8.5 |

1971-72 (6-20)

| | | | | |
|---|---------------|-----|-----|------|
| F | Bob Murphy | 6-2 | Jr. | 10.3 |
| F | Steve Post | 6-6 | So. | 15.2 |
| C | Karl Binns | 6-7 | Sr. | 8.8 |
| G | John Hoggie | 6-1 | Sr. | 6.8 |
| G | Frank Samoylo | 6-1 | Sr. | 15.4 |

| | | | | |
|----------------|-----------|-----|-----|-----|
| Top Sub | | | | |
| F | Tom Hyder | 6-5 | Jr. | 5.0 |

1972-73 (7-18)

| | | | | |
|---|---------------|-----|-----|------|
| F | Andy McCain | 6-8 | Jr. | 14.9 |
| F | Bob Davis | 6-6 | Fr. | 9.2 |
| C | Steve Post | 6-6 | Jr. | 8.6 |
| G | Bob Murphy | 6-2 | Sr. | 9.6 |
| G | Steve Sherbak | 6-2 | Jr. | 9.6 |

| | | | | |
|----------------|------------------|-----|-----|-----|
| Top Sub | | | | |
| F | Steve Sonnenberg | 6-5 | So. | 7.3 |

1973-74 (5-21)

| | | | | |
|---|---------------|------|-----|------|
| F | Harry Allen | 6-4 | So. | 9.7 |
| F | Trot Hunt | 6-4 | Jr. | 8.3 |
| C | Jim Wood | 6-8 | Fr. | 11.1 |
| G | Ray Schnitzer | 5-11 | Fr. | 7.2 |
| G | Steve Sherbak | 6-2 | Sr. | 9.5 |

1974-75 (11-15)

| | | | | |
|---|---------------|------|-----|------|
| F | Bob Davis | 6-6 | Jr. | 9.3 |
| F | Mike Green | 6-5 | Jr. | 9.8 |
| C | Jim Wood | 6-8 | So. | 15.0 |
| G | Ray Schnitzer | 5-11 | So. | 11.8 |
| G | Mike Bottorff | 5-11 | Jr. | 13.9 |

1975-76 (13-14)

| | | | | |
|---|---------------|------|-----|------|
| F | Harry Allen | 6-4 | Sr. | 9.9 |
| F | Mike Green | 6-5 | Sr. | 9.2 |
| C | Jim Wood | 6-8 | Jr. | 14.7 |
| G | Ray Schnitzer | 5-11 | Jr. | 6.1 |
| G | Mike Bottorff | 5-11 | Sr. | 14.3 |

1976-77 (18-10)

| | | | | |
|---|---------------|------|-----|------|
| F | Tico Brown | 6-5 | So. | 16.4 |
| F | Randy Foster | 6-7 | Sr. | 7.7 |
| C | Jim Wood | 6-8 | Sr. | 14.1 |
| G | Ray Schnitzer | 5-11 | Sr. | 5.8 |
| G | Billy Smith | 6-0 | So. | 8.0 |

1977-78 (15-12)

| | | | | |
|---|---------------|-----|-----|------|
| F | Lenny Horton | 6-7 | So. | 10.9 |
| F | Sammy Drummer | 6-5 | Jr. | 21.0 |
| C | Bill Allgood | 6-7 | Sr. | 8.6 |
| G | Tico Brown | 6-5 | Jr. | 16.1 |
| G | Billy Smith | 6-1 | Jr. | 7.4 |

1978-79 (17-9)

| | | | | |
|---|---------------|-----|-----|------|
| F | Lenny Horton | 6-7 | Jr. | 13.0 |
| F | Sammy Drummer | 6-5 | Sr. | 23.7 |
| C | Rob Noyes | 6-8 | Jr. | 5.2 |
| G | Tico Brown | 6-5 | Sr. | 15.9 |
| G | Billy Smith | 6-1 | Sr. | 6.1 |

| | | | | |
|----------------|-----------|-----|-----|-----|
| Top Sub | | | | |
| G | John Mann | 6-5 | Jr. | 2.5 |

1979-80 (8-18)

| | | | | |
|---|---------------|-----|-----|------|
| F | Lenny Horton | 6-7 | Sr. | 17.2 |
| F | Brook Steppe | 6-5 | So. | 18.9 |
| C | Rob Noyes | 6-8 | Sr. | 3.4 |
| G | John Mann | 6-5 | Sr. | 4.2 |
| G | Kerry O'Brien | 6-2 | Sr. | 6.7 |

STARTING LINEUPS SINCE 1943-44

1996-97 (9-18)

| | | | | |
|---|----------------|------|-----|------|
| F | Michael Maddox | 6-9 | Jr. | 9.7 |
| F | Matt Harpring | 6-7 | Jr. | 19.0 |
| C | Eddie Elisma | 6-9 | Sr. | 9.7 |
| G | Gary Saunders | 6-5 | So. | 11.6 |
| G | Kevin Morris | 5-11 | Fr. | 5.9 |

Top Subs

| | | | | |
|-----|---------------|------|-----|-----|
| G/F | Jon Babul | 6-7 | Fr. | 2.2 |
| G | Jason Floyd | 6-6 | Fr. | 3.9 |
| C | Pablo Machado | 6-10 | Fr. | 1.9 |

1997-98 (19-14)

| | | | | |
|---|----------------|------|-----|------|
| F | Michael Maddox | 6-9 | Sr. | 13.2 |
| F | Matt Harpring | 6-7 | Sr. | 21.6 |
| C | Alvin Jones | 6-11 | Jr. | 6.8 |
| G | Dion Glover | 6-5 | Fr. | 18.4 |
| G | Travis Solvey | 6-3 | Fr. | 5.7 |

Top Subs

| | | | | |
|---|-------------|------|-----|-----|
| G | T.J. Vines | 5-10 | Fr. | 2.6 |
| G | Jason Floyd | 6-6 | So. | 6.4 |

1998-99 (15-16)

| | | | | |
|---|---------------|------|-----|------|
| F | Jason Collier | 7-0 | Jr. | 17.2 |
| F | Jon Babul | 6-7 | Sr. | 5.3 |
| C | Alvin Jones | 6-11 | So. | 12.7 |
| G | Jason Floyd | 6-6 | Jr. | 13.5 |
| G | Tony Akins | 5-11 | Fr. | 11.3 |

Top Subs

| | | | | |
|---|-----------------|------|-----|-----|
| G | T.J. Vines | 5-10 | So. | 6.6 |
| G | Darryl LaBarrie | 6-3 | So. | 3.5 |

1999-2000 (13-17)

| | | | | |
|---|---------------|------|-----|------|
| F | Jason Collier | 7-0 | Sr. | 17.0 |
| F | Jason Floyd | 6-6 | Sr. | 9.4 |
| C | Alvin Jones | 6-11 | Jr. | 9.7 |
| G | Tony Akins | 5-11 | So. | 11.5 |
| G | Shaun Fein | 6-3 | Jr. | 10.6 |

Top Subs

| | | | | |
|---|----------------|------|-----|-----|
| G | T.J. Vines | 5-10 | Jr. | 4.4 |
| F | Clarence Moore | 6-4 | Fr. | 4.8 |
| F | Jon Babul | 6-7 | Jr. | 3.6 |

2000-01 (17-13)

| | | | | |
|---|--------------|------|-----|------|
| F | Jon Babul | 6-7 | Sr. | 5.6 |
| F | Marvin Lewis | 6-3 | Fr. | 8.7 |
| C | Alvin Jones | 6-11 | Sr. | 13.4 |
| G | Tony Akins | 5-11 | Jr. | 14.5 |
| G | Shaun Fein | 6-3 | Sr. | 13.3 |

Top Subs

| | | | | |
|---|-----------------|------|-----|-----|
| G | Darryl LaBarrie | 6-3 | Sr. | 5.6 |
| G | T.J. Vines | 5-10 | Sr. | 3.9 |
| F | Halston Lane | 6-4 | Fr. | 6.8 |

2001-02 (15-16)

| | | | | |
|---|----------------|------|-----|------|
| F | Clarence Moore | 6-5 | So. | 9.4 |
| C | Ed Nelson | 6-7 | Fr. | 8.5 |
| G | Tony Akins | 5-11 | Sr. | 17.0 |
| G | Marvin Lewis | 6-4 | So. | 10.9 |
| G | B.J. Elder | 6-3 | Fr. | 9.9 |

Top Subs

| | | | | |
|---|------------------|-----|-----|-----|
| F | Isma'il Muhammad | 6-5 | Fr. | 7.1 |
| F | Halston Lane | 6-5 | So. | 6.1 |
| C | Luke Schenschler | 7-0 | Fr. | 4.8 |

2002-03 (16-15)

| | | | | |
|---|---------------------|------|-----|------|
| F | Chris Bosh | 6-10 | Fr. | 15.6 |
| C | Luke Schenschler or | 7-1 | So. | 3.7 |
| | Ed Nelson | 6-8 | So. | 8.1 |
| G | B.J. Elder | 6-4 | So. | 15.0 |
| G | Jarrett Jack | 6-3 | Fr. | 9.5 |
| G | Marvin Lewis | 6-4 | Jr. | 12.2 |

Top Subs

| | | | | |
|---|------------------|-----|-----|-----|
| F | Isma'il Muhammad | 6-6 | So. | 5.9 |
| F | Theodis Tarver | 6-9 | Fr. | 2.8 |

2003-04 (28-10)

| | | | | |
|---|------------------|-----|-----|------|
| F | Anthony McHenry | 6-7 | Jr. | 3.4 |
| C | Luke Schenschler | 7-1 | Jr. | 9.2 |
| G | Jarrett Jack | 6-3 | So. | 12.5 |
| G | Marvin Lewis | 6-4 | Sr. | 11.0 |
| G | B.J. Elder | 6-4 | Jr. | 14.9 |

Top Subs

| | | | | |
|---|------------------|-----|-----|-----|
| G | Will Bynum | 6-0 | Jr. | 9.6 |
| F | Clarence Moore | 6-5 | Sr. | 5.9 |
| F | Isma'il Muhammad | 6-6 | Jr. | 9.3 |

2004-05 (20-12)

| | | | | |
|---|------------------|-----|-----|------|
| F | Anthony McHenry | 6-7 | Sr. | 3.8 |
| C | Luke Schenschler | 7-1 | Sr. | 10.1 |
| G | B.J. Elder | 6-4 | Sr. | 12.6 |
| G | Jarrett Jack | 6-3 | Jr. | 15.5 |
| G | Will Bynum or | 6-0 | Sr. | 12.5 |
| F | Isma'il Muhammad | 6-6 | Jr. | 8.4 |

Top Subs

| | | | | |
|---|----------------|-----|-----|-----|
| G | Anthony Morrow | 6-5 | Fr. | 5.7 |
| C | Ra'Sean Dickey | 6-9 | Fr. | 5.1 |

2005-06 (11-17)

| | | | | |
|---|----------------|-----|-----|------|
| F | Jeremis Smith | 6-6 | So. | 11.0 |
| C | Ra'Sean Dickey | 6-9 | So. | 10.1 |
| G | Anthony Morrow | 6-5 | So. | 16.0 |
| G | Marlo West | 6-4 | Jr. | 5.2 |
| G | Zam Fredrick | 6-0 | So. | 10.6 |

Top Subs

| | | | | |
|---|----------------|-----|-----|-----|
| C | Theodis Tarver | 6-9 | Sr. | 3.1 |
| G | Lewis Clinch | 6-3 | Fr. | 8.9 |
| G | D'Andre Bell | 6-5 | Fr. | 3.9 |

2006-07 (20-12)

| | | | | |
|---|--------------------|------|-----|------|
| F | Jeremis Smith | 6-8 | Jr. | 8.3 |
| F | Thaddeus Young | 6-8 | Fr. | 14.4 |
| C | Ra'Sean Dickey | 6-10 | Jr. | 8.1 |
| G | Anthony Morrow | 6-5 | Jr. | 9.9 |
| G | Javaris Crittenton | 6-5 | Fr. | 14.4 |

Top Subs

| | | | | |
|-----|-----------------|------|-----|-----|
| G | Mario West | 6-5 | Sr. | 4.7 |
| F/C | Zachery Peacock | 6-8 | Fr. | 5.5 |
| F/C | Alade Aminu | 6-10 | So. | 5.4 |

2007-08 (15-17)

| | | | | |
|---|----------------|-----|-----|------|
| F | Jeremis Smith | 6-8 | Sr. | 10.5 |
| F | Gani Lawal | 6-9 | Fr. | 7.2 |
| G | D'Andre Bell | 6-5 | Jr. | 6.6 |
| G | Anthony Morrow | 6-5 | Sr. | 14.3 |
| G | Maurice Miller | 6-1 | Fr. | 8.1 |

Top Subs

| | | | | |
|---|--------------|------|-----|-----|
| G | Lewis Clinch | 6-3 | Jr. | 9.0 |
| G | Matt Causey | 6-0 | Sr. | 7.2 |
| F | Alade Aminu | 6-10 | Jr. | 6.0 |

2008-09 (12-19)

| | | | | |
|---|-----------------|-----|-----|------|
| F | Zachery Peacock | 6-8 | Jr. | 9.2 |
| F | Gani Lawal | 6-9 | So. | 15.1 |
| G | Lewis Clinch | 6-3 | Sr. | 15.5 |
| G | Iman Shumpert | 6-5 | Fr. | 10.6 |
| G | Maurice Miller | 6-1 | So. | 8.1 |

Top Subs

| | | | | |
|---|--------------|------|-----|------|
| F | Alade Aminu | 6-10 | Sr. | 11.8 |
| G | Lance Storms | 6-5 | So. | 4.1 |

2009-10 (23-13)

| | | | | |
|---|----------------|------|-----|------|
| F | Derrick Favors | 6-10 | Fr. | 12.4 |
| F | Gani Lawal | 6-9 | Jr. | 13.1 |
| G | D'Andre Bell | 6-6 | Sr. | 6.1 |
| G | Iman Shumpert | 6-5 | So. | 10.0 |
| G | Glen Rice, Jr. | 6-5 | Fr. | 5.4 |

Top Subs

| | | | | |
|---|-----------------|-----|-----|-----|
| F | Zachery Peacock | 6-8 | Jr. | 9.2 |
| G | Maurice Miller | 6-1 | Jr. | 3.9 |
| G | Brian Oliver | 6-6 | Fr. | 7.1 |

2010-11 (13-18)

| | | | | |
|-----|----------------|------|-----|------|
| F/G | Brian Oliver | 6-6 | So. | 10.5 |
| F/G | Glen Rice, Jr. | 6-5 | So. | 12.8 |
| C | Daniel Miller | 6-11 | Fr. | 4.4 |
| G | Iman Shumpert | 6-5 | Jr. | 17.3 |
| G | Maurice Miller | 6-2 | Sr. | 6.0 |

Top Subs

| | | | | |
|---|----------------|-----|-----|-----|
| F | Kamreem Holsey | 6-8 | Fr. | 3.4 |
| F | Jason Morris | 6-5 | Fr. | 6.0 |
| F | Lance Storms | 6-5 | Sr. | 2.6 |
| G | Mfon Udofia | 6-2 | So. | 6.7 |

2011-12 (11-20)

| | | | | |
|-----|----------------|------|-----|-----|
| F/G | Jason Morris | 6-5 | So. | 7.8 |
| F | Kamreem Holsey | 6-8 | So. | 9.4 |
| C | Daniel Miller | 6-11 | So. | 8.1 |
| G | Mfon Udofia | 6-2 | Jr. | 9.9 |
| G | Brandon Reed | 6-3 | So. | 7.5 |

Top Subs

| | | | | |
|-----|----------------|-----|-----|------|
| F | Julian Royal | 6-7 | Fr. | 4.4 |
| G | Pierre Jordan | 6-0 | Gf. | 1.5 |
| G/F | Nick Foreman | 6-4 | Sr. | 1.5 |
| G/F | Glen Rice, Jr. | 6-5 | Jr. | 13.0 |

2012-13 (16-15)

| | | | | |
|-----|---------------------|------|-----|------|
| F/G | Marcus Georges-Hunt | 6-5 | Fr. | 10.8 |
| F | Robert Carter, Jr. | 6-8 | Fr. | 9.9 |
| C | Daniel Miller | 6-11 | Jr. | 8.4 |
| G | Mfon Udofia | 6-2 | Sr. | 8.3 |
| G | Chris Bolden | 6-3 | Fr. | 7.3 |

Top Subs

| | | | | |
|---|----------------|-----|-----|-----|
| F | Kamreem Holsey | 6-8 | Jr. | 8.8 |
| G | Brandon Reed | 6-3 | Jr. | 5.2 |
| F | Jason Morris | 6-5 | Jr. | 3.7 |

2013-14 (16-17)

| | | | | |
|-----|---------------------|------|-----|------|
| F/G | Marcus Georges-Hunt | 6-5 | So. | 10.8 |
| F | Robert Carter, Jr. | 6-8 | So. | 9.9 |
| C | Daniel Miller | 6-11 | Sr. | 8.4 |
| G | Trae Golden | 6-2 | Sr. | 13.3 |
| G | Corey Heyward | 6-1 | Fr. | 1.0 |

Top Subs

| | | | | |
|---|------------------|-----|-----|-----|
| F | Kamreem Holsey | 6-8 | Sr. | 7.5 |
| G | Chris Bolden | 6-3 | So. | 5.4 |
| F | Quinton Stephens | 6-8 | Fr. | 3.7 |

2014-15 (12-19)

| | | | | |
|-----|---------------------|-----|-------|------|
| F/G | Marcus Georges-Hunt | 6-5 | Jr. | 13.6 |
| F | Robert Sampson | 6-8 | Sr. | 5.5 |
| C | Demarco Cox | 6-8 | Sr. | 8.8 |
| G | Tadic Jackson | 6-2 | Fr. | 5.4 |
| G | Travis Jorgenson | 6-0 | r-Fr. | 3.7 |

Top Subs

| | | | | |
|---|------------------|-----|-----|-----|
| F | Charles Mitchell | 6-8 | Jr. | 9.8 |
| F | Quinton Stephens | 6-9 | So. | 6.0 |
| G | Chris Bolden | 6-3 | Jr. | 6.9 |
| G | Josh Heath | 6-2 | So. | 4.3 |

2015-16 (21-15)

| | | | | |
|---|---------------------|-----|-----|------|
| F | Charles Mitchell | 6-8 | Sr. | 10.1 |
| F | Nick Jacobs | 6-8 | Sr. | 10.5 |
| F | Quinton Stephens | 6-9 | Jr. | 5.9 |
| G | Marcus Georges-Hunt | 6-5 | Sr. | 16.7 |
| G | Adam Smith | 6-2 | Sr. | 15.0 |

Top Subs

| | | | | |
|---|------------------|-----|-------|-----|
| G | Josh Heath | 6-2 | Jr. | 2.7 |
| G | Tadic Jackson | 6-2 | So. | 4.7 |
| F | James White | 6-8 | Sr. | 3.5 |
| G | Travis Jorgenson | 6-0 | r-Fr. | 3.7 |

2016-17 (21-16)

| | | | | |
|---|------------------|------|-----|------|
| F | Quinton Stephens | 6-9 | Sr. | 10.4 |
| C | Ben Lammers | 6-10 | Jr. | 14.2 |
| G | Josh Okogie | 6-4 | Fr. | 16.1 |
| G | Corey Heyward | 6-1 | Sr. | 1.0 |
| G | Josh Heath | 6-2 | Sr. | 5.3 |

Top Subs

| | | | | |
|---|---------------|-----|-----|------|
| G | Tadic Jackson | 6-2 | Jr. | 12.1 |
| G | Justin Moore | 6-4 | Fr. | 4.4 |

2017-18 (13-19)

| | | | | |
|---|---------------|------|-----|------|
| F | Evan Cole | 6-9 | Fr. | 3.2 |
| F | Moses Wright | 6-9 | Fr. | 3.6 |
| C | Ben Lammers | 6-10 | Sr. | 11.7 |
| G | Josh Okogie | 6-4 | So. | 18.2 |
| G | Jose Alvarado | 6-0 | Fr. | 12.1 |

Top Subs

| | | | | |
|---|-------------------|-----|-----|------|
| G | Brandon Alston | 6-4 | Jr. | 5.4 |
| F | Abdoulaye Gueye | 6-9 | Jr. | 5.9 |
| G | Curtis Haywood II | 6-5 | Fr. | 5.3 |
| G | Tadic Jackson | 6-2 | Sr. | 12.7 |

HEAD COACHING HISTORY

| Coach | Tenure | Yrs | W-L | Pct |
|--------------------|------------------|-----|---------|------|
| John Chapman | 1905-06 | 1 | 2-1 | .667 |
| John Heisman | 1908-09, 1912-14 | 3 | 9-14 | .391 |
| William Alexander | 1919-20, 1922-24 | 4 | 36-38 | .486 |
| Joe Bean | 1920-21 | 1 | 4-10 | .286 |
| Harold Hansen | 1924-26 | 2 | 10-23 | .303 |
| Roy Mundorff | 1926-43 | 17 | 172-134 | .562 |
| Dwight Keith | 1943-46 | 3 | 35-21 | .625 |
| Roy McArthur | 1946-51 | 5 | 57-72 | .442 |
| John "Whack" Hyder | 1951-73 | 22 | 292-271 | .519 |
| Dwane Morrison | 1973-81 | 8 | 91-122 | .427 |
| Bobby Cremins | 1981-2000 | 19 | 354-237 | .599 |
| Paul Hewitt | 2000-11 | 11 | 190-162 | .540 |
| Brian Gregory | 2011-16 | 5 | 76-86 | .469 |
| Josh Pastner | 2016-present | 2 | 34-35 | .493 |

ASSISTANT COACHES BY SEASON

| | | | |
|---------|--|---------|---|
| 1948-49 | John Hyder | 1994-95 | Kevin Cantwell, Dereck Whittenburg, Jimmy Hebron |
| 1950-51 | John Hyder | 1995-96 | Kevin Cantwell, Dereck Whittenburg, Gary Leiner |
| 1955-56 | Bryon Gilbreath | 1996-97 | Kevin Cantwell, Dereck Whittenburg, Gary Leiner |
| 1956-57 | Bryon Gilbreath, Sonny Stevens | 1997-98 | Kevin Cantwell, Dereck Whittenburg, Gary Leiner |
| 1957-58 | Bryon Gilbreath, Sonny Stevens | 1998-99 | Kevin Cantwell, Dereck Whittenburg, Gary Leiner |
| 1958-59 | Bryon Gilbreath, Sonny Stevens | 1999-00 | Kevin Cantwell, Willie Reese, Mark Price |
| 1959-60 | Bryon Gilbreath, Sonny Stevens | 2000-01 | Dean Keener, Willie Reese, Cliff Warren |
| 1960-61 | Bryon Gilbreath | 2001-02 | Dean Keener, Willie Reese, Cliff Warren |
| 1961-62 | Bryon Gilbreath | 2002-03 | Dean Keener, Willie Reese, Cliff Warren |
| 1962-63 | Bryon Gilbreath | 2003-04 | Dean Keener, Willie Reese, Cliff Warren |
| 1963-64 | Bryon Gilbreath | 2004-05 | Willie Reese, Cliff Warren, Peter Zaharis |
| 1964-65 | Bryon Gilbreath, Dwane Morrison | 2005-06 | John O'Connor, Charlton Young, Peter Zaharis |
| 1965-66 | Bryon Gilbreath, Dwane Morrison | 2006-07 | John O'Connor, Charlton Young, Peter Zaharis |
| 1966-67 | Bryon Gilbreath, Dwane Morrison, Eddie Jackel | 2007-08 | John O'Connor, Charlton Young, Peter Zaharis |
| 1967-68 | Bryon Gilbreath, Dwane Morrison, Eddie Jackel | 2008-09 | John O'Connor, Charlton Young, Peter Zaharis |
| 1968-69 | Bryon Gilbreath, Dwane Morrison, Eddie Jackel | 2009-10 | Darryl LaBarrie, John O'Connor, Peter Zaharis |
| 1969-70 | Bryon Gilbreath, Dwane Morrison, Eddie Jackel | 2010-11 | Darryl LaBarrie, Robert McCullum, Peter Zaharis |
| 1970-71 | Bryon Gilbreath, Donald Clifton, Eddie Jackel | 2011-12 | Chad Dollar, Josh Postorino, Billy Schmidt |
| 1971-72 | Bryon Gilbreath, Donald Clifton | 2012-13 | Chad Dollar, Josh Postorino, Billy Schmidt |
| 1972-73 | Bryon Gilbreath, Donald Clifton | 2013-14 | Chad Dollar, Josh Postorino, Billy Schmidt |
| 1973-74 | Bryon Gilbreath, Jay Nidiffer | 2014-15 | Chad Dollar (assoc. head coach), Tom Herrion, Mamadou N'Diaye |
| 1974-75 | Bryon Gilbreath, Jay Nidiffer | 2015-16 | Chad Dollar (assoc. head coach), Tom Herrion, Mamadou N'Diaye |
| 1975-76 | Bryon Gilbreath, Jay Nidiffer | 2016-17 | Tavaras Hardy, Darryl LaBarrie, Eric Reveno |
| 1976-77 | Jay Nidiffer, Roger Banks | 2017-18 | Tavaras Hardy, Eric Reveno, Julian Swartz (interim) |
| 1977-78 | Jay Nidiffer, Benny Dees | | |
| 1978-79 | Jay Nidiffer, Benny Dees | | |
| 1979-80 | Jay Nidiffer, Benny Dees | | |
| 1980-81 | Jay Nidiffer | | |
| 1981-82 | George Felton, Ben Jobe, Jimmy Hebron, Ron Davis (GA) | | |
| 1982-83 | George Felton, Perry Clark, Jimmy Hebron, Ben Davis (GA) | | |
| 1983-84 | George Felton, Perry Clark, Jimmy Hebron, Bill Burrows (GA) | | |
| 1984-85 | George Felton, Perry Clark, Jimmy Hebron, Rich Brown (GA) | | |
| 1985-86 | George Felton, Perry Clark, Jimmy Hebron, Ron Everhart (GA) | | |
| 1986-87 | Perry Clark, Kevin Cantwell, Jimmy Hebron | | |
| 1987-88 | Perry Clark, Kevin Cantwell, Jimmy Hebron | | |
| 1988-89 | Kevin Cantwell, Sherman Dillard, Jimmy Hebron, Bruce Dalrymple (V) | | |
| 1989-90 | Kevin Cantwell, Sherman Dillard, Jimmy Hebron, Bruce Dalrymple (V) | | |
| 1990-91 | Kevin Cantwell, Sherman Dillard, Jimmy Hebron, Bruce Dalrymple (V) | | |
| 1991-92 | Kevin Cantwell, Sherman Dillard, Jimmy Hebron, George Felton (GA) | | |
| 1992-93 | Kevin Cantwell, Sherman Dillard, Jimmy Hebron | | |
| 1993-94 | Kevin Cantwell, Sherman Dillard, Jimmy Hebron | | |

ALL-TIME SCORES

Column Key

Site - home (h), away (a) or neutral (n), number key following each season)
TR - Tech's national rank, AP/coaches (listed beginning with 1949-50 season)
OR - opponent's national rank, AP/coaches (listed beginning with 1949-50 season)
Rec - Tech cumulative season record

John Chapman

Record: 2-1 (.667)

1905-06 (1 season)

1905-06 (2-1)

Home: 1-1, Away: 1-0, Neutral: 0-0

| Date | Site | Result | Opponent | TR | OR | Rec |
|------|------|--------|--------------------|----|----|-----|
| F17 | h | L | 6-26 Auburn | | | 0-1 |
| M10 | a | W | 27-13 Georgia | | | 1-1 |
| M17 | h | W | 13-11 Georgia (ot) | | | 2-1 |

Home games in 1905-06 played at Peachtree Auditorium

John Heisman

Pennsylvania '92

Record: 9-14 (.391)

1908-14 (3 seasons)



1908-09 (1-6)

Home: 1-3, Away: 0-3, Neutral: 0-0

| Date | Site | Result | Opponent | TR | OR | Rec |
|------|------|--------|-----------------------------|----|----|-----|
| J8 | h | W | 28-7 Mercer | | | 1-0 |
| J15 | a | L | 13-26 Mercer | | | 1-1 |
| J16 | h | L | 15-29 Tulane | | | 1-2 |
| J22 | a | L | 9-78 Georgia | | | 1-3 |
| J28 | a | L | 12-18 Atlanta Athletic Club | | | 1-4 |
| J29 | h | L | 13-69 Georgia | | | 1-5 |
| F4 | h | L | 8-24 Auburn | | | 1-6 |

Home games at Cable Piano Company Hall.

1912-13 (2-6)

Home: 0-4, Away: 2-2, Neutral: 0-0

| Date | Site | Result | Opponent | TR | OR | Rec |
|------|------|--------|---------------|----|----|-----|
| F7 | h | L | 22-26 Clemson | | | 0-1 |
| F8 | a | W | 27-11 Clemson | | | 1-1 |
| F14 | h | L | 27-36 Auburn | | | 1-2 |
| F15 | a | L | 12-71 Georgia | | | 1-3 |
| F21 | h | L | 25-31 Mercer | | | 1-4 |
| F22 | a | L | 19-23 Auburn | | | 1-5 |
| F25 | a | W | 23-19 Mercer | | | 2-5 |
| F28 | h | L | 20-35 Georgia | | | 2-6 |

Home games on campus in the Crystal Palace, located at Cherry & Third Streets.

1913-14 (6-2)

Home: 3-1, Away: 3-1, Neutral: 0-0

| Date | Site | Result | Opponent | TR | OR | Rec |
|------|------|--------|-------------------|----|----|-----|
| F6 | h | W | 55-41 Vanderbilt | | | 1-0 |
| F7 | a | W | 30-20 Mercer | | | 2-0 |
| F13 | h | W | 31-22 Mercer | | | 3-0 |
| F14 | a | L | 8-58 Georgia | | | 3-1 |
| F20 | h | W | 50-12 Auburn | | | 4-1 |
| F21 | a | W | 23-21 Chattanooga | | | 5-1 |
| F26 | h | L | 24-29 Georgia | | | 5-2 |
| F27 | a | W | 21-6 Auburn | | | 6-2 |

Home games at the Crystal Palace.

William Alexander

Georgia Tech '12

Record: 36-38 (.486)

1919-20, 1921-24 (4 seasons)



1919-20 (7-10)

Home: 4-2, Away: 3-8, Neutral: 0-0

| Date | Site | Result | Opponent | TR | OR | Rec |
|------|------|--------|-------------------|----|----|-----|
| J10 | h1 | L | 24-29 Auburn | | | 0-1 |
| J16 | h2 | W | 30-26 Mercer | | | 1-1 |
| J17 | h1 | W | 28-23 Macon YMCA | | | 2-1 |
| J23 | h1 | W | 32-17 Clemson | | | 3-1 |
| J30 | h1 | L | 21-39 Vanderbilt | | | 3-2 |
| J31 | a | L | 33-41 Rome YMCA | | | 3-3 |
| F6 | h3 | W | 44-33 Stetson | | | 4-3 |
| F7 | a | L | 11-25 Chattanooga | | | 4-4 |

| | | | | | | |
|-----|---|---|-----------------------------|--|--|------|
| F13 | a | W | 21-16 Mercer | | | 5-4 |
| F14 | a | L | 4-64 Macon YMCA | | | 5-5 |
| F20 | a | L | 17-41 Clemson | | | 5-6 |
| F21 | a | L | 32-40 Clemson YMCA | | | 5-7 |
| F27 | a | L | 3-32 Vanderbilt | | | 5-8 |
| F28 | a | W | 29-26 Piedmont | | | 6-8 |
| M5 | a | W | 22-14 Newberry | | | 7-8 |
| M6 | a | L | 21-44 Atlanta Athletic Club | | | 7-9 |
| M9 | a | L | 17-21 Auburn | | | 7-10 |

Home games at City Auditorium (h1), Atlanta Athletic Club (h2) & Luckie Street YMCA (h3)

Joe Bean

Record: 4-10 (.286)

1920-21 (1 season)

1920-21 (4-10)

Home: 2-4, Away: 0-5, Neutral: 2-1

| Date | Site | Result | Opponent | TR | OR | Rec |
|------|------|--------|---------------------------|----|----|------|
| J8 | h | L | 19-20 Mercer | | | 0-1 |
| J14 | h | L | 18-20 Wolford | | | 0-2 |
| J21 | h | W | 44-24 Furman | | | 1-2 |
| J22 | h | L | 28-30 Auburn | | | 1-3 |
| J29 | a | L | 18-41 Mercer | | | 1-4 |
| F5 | h | W | 28-22 Clemson | | | 2-4 |
| F12 | a | L | 16-53 VMI | | | 2-5 |
| F14 | a | L | 15-31 Virginia Tech | | | 2-6 |
| F15 | a | L | 14-37 Georgetown | | | 2-7 |
| F16 | a | L | 23-37 Catholic | | | 2-8 |
| F19 | h | L | 28-29 Tennessee | | | 2-9 |
| F25 | n1 | W | 53-11 Birmingham Southern | | | 3-9 |
| F26 | n1 | W | 30-22 Alabama | | | 4-9 |
| F27 | n1 | L | 21-26 Georgia | | | 4-10 |

Home games at City Auditorium

n1-SIC Tournament (City Auditorium, Atlanta, Ga.)

William Alexander

1921-22 (11-6)

Home: 4-1, Away: 4-4, Neutral: 3-1

| Date | Site | Result | Opponent | TR | OR | Rec |
|------|------|--------|----------------------------|----|----|------|
| J7 | a | L | 26-28 Mercer | | | 0-1 |
| J13 | a | W | 34-16 Birmingham Ath. Club | | | 1-1 |
| J14 | a | L | 20-49 Alabama | | | 1-2 |
| J20 | h1 | W | 44-35 Mercer | | | 2-2 |
| J21 | a | W | 29-14 Macon YMCA | | | 3-2 |
| J28 | h1 | W | 44-12 Auburn | | | 4-2 |
| F4 | h1 | W | 36-29 Alabama | | | 5-2 |
| F8 | h2 | L | 25-26 Agoga Class (ot) | | | 5-3 |
| F10 | a | W | 24-23 Fort Benning | | | 6-3 |
| F11 | a | L | 13-26 Auburn | | | 6-4 |
| F15 | h2 | W | 17-16 Trinity | | | 7-4 |
| F17 | a | L | 14-26 Tennessee | | | 7-5 |
| F18 | a | W | 33-30 Chattanooga | | | 8-5 |
| F24 | n1 | W | 34-30 Mississippi State | | | 9-5 |
| F25 | n1 | W | 34-23 South Carolina | | | 10-5 |
| F26 | n1 | L | 14-29 Mercer | | | 10-6 |
| F27 | n1 | W | 33-25 Alabama | | | 11-6 |

Home games at City Auditorium (h1) & Atlanta Athletic Club (h2)

n1-SIC Tournament (City Auditorium, Atlanta, Ga.)

1922-23 (9-9)

Home: 5-1, Away: 2-6, Neutral: 2-2

| Date | Site | Result | Opponent | TR | OR | Rec |
|------|------|--------|--------------------------------|----|----|-----|
| J5 | h | L | 23-40 Atlanta Athletic Club | | | 0-1 |
| J6 | a | L | 20-30 Mercer | | | 0-2 |
| J12 | h | W | 35-17 Auburn | | | 1-2 |
| J13 | a | W | 26-17 Clemson | | | 2-2 |
| J20 | h | W | 33-32 Mercer | | | 3-2 |
| J23 | a | W | 33-30 Progressive Club | | | 4-2 |
| J27 | h | W | 35-22 Clemson | | | 5-2 |
| F3 | h | W | 52-20 Florida | | | 6-2 |
| F9 | h | W | 39-24 Alabama | | | 7-2 |
| F13 | a | L | 29-41 Chattanooga | | | 7-3 |
| F16 | a | L | 31-37 Birmingham Athletic Club | | | 7-4 |
| F17 | a | L | 27-28 Alabama | | | 7-5 |
| F19 | a | L | 31-45 Mississippi State | | | 7-6 |
| F23 | a | L | 26-29 Auburn | | | 7-7 |
| F27 | n1 | W | 34-26 Centre | | | 8-7 |
| F28 | n1 | W | 27-22 Georgia | | | 9-7 |
| M1 | n1 | L | 17-25 Mississippi State | | | 9-8 |
| M2 | n1 | L | 26-30 Mercer | | | 9-9 |

Home games at City Auditorium

n1-SIC Tournament (City Auditorium, Atlanta, Ga.)

1923-24 (9-13)

Home: 3-6, Away: 6-6, Neutral: 0-1

| Date | Site | Result | Opponent | TR | OR | Rec |
|------|------|--------|-----------------------------|----|----|------|
| D29 | a | W | 31-28 Macon YMCA | | | 1-0 |
| D30 | a | W | 39-9 Savannah Athletic Club | | | 2-0 |
| D31 | a | W | 32-31 Jacksonville YMCA | | | 3-0 |
| J1 | a | L | 28-39 Albany YMCA | | | 3-1 |
| J4 | h | L | 23-51 Atlanta Athletic Club | | | 3-2 |
| J5 | a | W | 48-13 Clemson | | | 4-2 |
| J8 | h | L | 18-42 Columbus YMCA | | | 4-3 |
| J11 | h | W | 39-24 Auburn | | | 5-3 |
| J12 | a | L | 37-42 Furman | | | 5-4 |
| J18 | h | L | 26-30 Mercer | | | 5-5 |
| J19 | a | L | 20-36 Mercer | | | 5-6 |
| J26 | h | L | 28-33 Alabama | | | 5-7 |
| F2 | h | L | 36-40 Mississippi State | | | 5-8 |
| F8 | h | W | 39-22 Clemson | | | 6-8 |
| F9 | a | W | 33-18 Auburn | | | 7-8 |
| F12 | h | W | 34-26 Central YMCA | | | 8-8 |
| F15 | a | L | 24-31 Alabama | | | 8-9 |
| F16 | a | L | 28-53 Mississippi State | | | 8-10 |
| F19 | h | L | 33-43 Progressive Club | | | 8-11 |
| F22 | a | W | 23-19 Chattanooga | | | 9-11 |
| F23 | a | L | 27-33 Kentucky | | | 9-12 |
| F29 | n1 | L | 29-35 Auburn | | | 9-13 |

Home games at City Auditorium

n1-SIC Tournament (City Auditorium, Atlanta, Ga.)

Harold Hansen

Minnesota '18

Record: 10-23 (.303)

1924-26 (2 seasons)

1924-25 (4-12)

Home: 1-7, Away: 2-4, Neutral: 1-1

| Date | Site | Result | Opponent | TR | OR | Rec |
|------|------|--------|-----------------------------|----|----|------|
| J9 | h | L | 22-23 Atlanta Athletic Club | | | 0-1 |
| J10 | h | L | 18-20 Clemson | | | 0-2 |
| J13 | a | W | 28-26 Fort McPherson (2ot) | | | 1-2 |
| J16 | h | L | 18-23 Mercer | | | 1-3 |
| J17 | a | W | 28-21 Auburn | | | 2-3 |
| J24 | h | L | 28-37 Vanderbilt | | | 2-4 |
| J31 | h | W | 30-25 Georgia | | | 3-4 |
| F6 | h | L | 16-18 Kentucky | | | 3-5 |
| F7 | h | L | 14-15 Auburn | | | 3-6 |
| F13 | a | L | 21-28 Mercer | | | 3-7 |
| F14 | a | L | 30-32 Clemson | | | 3-8 |
| F16 | a | L | 12-35 NC State | | | 3-9 |
| F17 | h | L | 27-36 Davidson | | | 3-10 |
| F21 | a | L | 24-34 Georgia | | | 3-11 |
| F27 | n1 | W | 31-14 Sewanee | | | 4-11 |
| F28 | n1 | L | 26-34 North Carolina | | | 4-12 |

Home games played on campus at the Temporary Gym, a 2,500-seat wooden structure on the corner of Third Street & Techwood Drive.

n1-SIC Tournament (City Auditorium, Atlanta, Ga.)

1925-26 (6-11)

Home: 6-3, Away: 0-6, Neutral: 1-1

| Date | Site | Result | Opponent | TR | OR | Rec |
|------|------|--------|-------------------------------|----|----|------|
| D29 | a | L | 28-29 Havana Yacht Club | | | exh |
| D30 | a | W | 18-5 Univ. of Havana | | | exh |
| D31 | a | W | 31-28 Havana Yacht Club (2ot) | | | exh |
| J2 | a | L | 10-16 Univ. of Havana | | | exh |
| J4 | h1 | L | 18-33 Tulane | | | 0-1 |
| J8 | h | W | 35-30 Georgia | | | 1-1 |
| J9 | a | L | 28-32 Auburn | | | 1-2 |
| J11 | h | W | 31-18 Tulane | | | 2-2 |
| J13 | h | W | 23-19 Marquette | | | 3-2 |
| J15 | a | L | 23-27 Vanderbilt | | | 3-3 |
| J16 | a | L | 24-25 Kentucky | | | 3-4 |
| J22 | h | W | 23-22 NC State | | | 4-4 |
| J23 | h | L | 20-26 South Carolina | | | 4-5 |
| J30 | a | L | 29-33 Georgia | | | 4-6 |
| F6 | h | L | 20-31 Mississippi State | | | 4-7 |
| F12 | a | L | 14-30 NC State | | | 4-8 |
| F13 | a | L | 19-36 South Carolina | | | 4-9 |
| F19 | h | W | 28-13 Auburn | | | 5-9 |
| F20 | h1 | L | 19-34 Georgia | | | 5-10 |
| F26 | n1 | W | 30-27 Alabama | | | 6-10 |
| F27 | n1 | L | 24-36 Mississippi | | | 6-11 |

Home games at Temporary Gym

h1-City Auditorium; n1-SIC Tournament (City Auditorium, Atlanta, Ga.)

ALL-TIME SCORES

Roy Mundorff

Pennsylvania '21

Record: 172-134 (.562)

1926-1943 (17 seasons)



1926-27 (17-10)

Home: 9-0, Away: 6-9, Neutral: 2-1

| Date | Site | Result | Opponent | TR | OR | Rec |
|------|------|--------|-----------------------|----|----|-------|
| D20 | a L | 26-35 | Columbus Kinners | | | 0-1 |
| D21 | a L | 25-52 | Cincinnati | | | 0-2 |
| D22 | a L | 41-43 | Cincinnati YMCA | | | 0-3 |
| D23 | a L | 36-38 | Evansville | | | 0-4 |
| D24 | a W | 29-24 | Islay Dairy | | | 1-4 |
| D25 | a W | 26-25 | Loraine Lions Club | | | 2-4 |
| D27 | a L | 37-40 | Wittenburg | | | 2-5 |
| D28 | a L | 28-61 | DePauw | | | 2-6 |
| D30 | h W | 19-18 | Dixie Portland | | | 3-6 |
| J5 | a L | 28-34 | Atlanta Athletic Club | | | 3-7 |
| J8 | h W | 22-20 | Auburn (ot) | | | 4-7 |
| J15 | a W | 36-35 | Georgia (ot) | | | 5-7 |
| J19 | h W | 44-16 | Progressive Club | | | 6-7 |
| J21 | h W | 36-29 | Vanderbilt | | | 7-7 |
| J22 | h W | 46-19 | Kentucky | | | 8-7 |
| J28 | h W | 75-14 | Southern Bell | | | 9-7 |
| J29 | h1 W | 33-27 | Georgia | | | 10-7 |
| F2 | a W | 31-28 | Progressive Club | | | 11-7 |
| F4 | h W | 50-15 | Alabama | | | 12-7 |
| F5 | h W | 41-23 | Atlanta Athletic Club | | | 13-7 |
| F10 | a L | 27-29 | Louisiana State | | | 13-8 |
| F11 | a W | 38-37 | Tulane | | | 14-8 |
| F12 | a L | 24-42 | Auburn | | | 14-9 |
| F16 | n2 W | 45-31 | Oglethorpe | | | 15-9 |
| F19 | a W | 36-25 | Georgia | | | 16-9 |
| F25 | n3 W | 40-24 | Mississippi State | | | 17-9 |
| F26 | n3 L | 18-32 | South Carolina | | | 17-10 |

Home games at Temporary Gym except where noted

n1 - City Auditorium, Atlanta, Ga.; n2 - Atlanta Athletic Club; n3 - SIC Tournament, City Auditorium, Atlanta, Ga.

1927-28 (10-7)

Home: 3-2, Away: 4-4, Neutral: 3-1

| Date | Site | Result | Opponent | TR | OR | Rec |
|------|------|--------|-----------------------|----|----|------|
| D28 | n1 W | 47-20 | Standard Oil | | | 1-0 |
| D29 | a L | 23-32 | Albany YMCA | | | 1-1 |
| D31 | n2 W | 41-36 | Penn-Dixie | | | 2-1 |
| J4 | a L | 26-36 | Atlanta Athletic Club | | | 2-2 |
| J7 | a L | 29-56 | Auburn | | | 2-3 |
| J14 | h L | 30-33 | Georgia | | | 2-4 |
| J17 | h W | 42-24 | Clemson | | | 3-4 |
| J20 | h W | 31-26 | Tennessee | | | 4-4 |
| J28 | a W | 36-35 | Georgia | | | 5-4 |
| F8 | h L | 29-33 | Atlanta Athletic Club | | | 5-5 |
| F10 | a W | 41-31 | Vanderbilt | | | 6-5 |
| F11 | a W | 35-31 | Kentucky | | | 7-5 |
| F13 | a W | 42-25 | Tennessee | | | 8-5 |
| F15 | a L | 21-30 | Alabama | | | 8-6 |
| F18 | h1 W | 28-26 | Georgia | | | 9-6 |
| F24 | n3 W | 50-24 | Florida | | | 10-6 |
| F25 | n3 L | 29-30 | Auburn | | | 10-7 |

Home games at Temporary Gym except where noted

h1 - City Auditorium; n1 - Savannah, Ga.; n2 - Chattanooga, Tenn.; n3 - SIC Tournament (City Auditorium, Atlanta, Ga.)

1928-29 (15-6)

Home: 8-2, Away: 7-3, Neutral: 0-1

| Date | Site | Result | Opponent | TR | OR | Rec |
|------|------|--------|-----------------------|----|----|------|
| D23 | a W | 33-31 | LaGrange YMCA | | | 1-0 |
| D26 | a W | 41-35 | The Citadel | | | 2-0 |
| D27 | a W | 34-26 | Savannah J.E.A. | | | 3-0 |
| D28 | a W | 53-26 | Dixie Stars | | | 4-0 |
| D31 | a L | 29-31 | Penn-Dixie | | | 4-1 |
| J1 | a W | 37-33 | Rome YMCA | | | 5-1 |
| J5 | h W | 29-23 | Clemson | | | 6-1 |
| J7 | h W | 36-19 | Florida | | | 7-1 |
| J8 | h W | 33-26 | Florida | | | 8-1 |
| J16 | h W | 33-19 | Kentucky | | | 9-1 |
| J19 | a W | 40-28 | Vanderbilt | | | 10-1 |
| J23 | a L | 26-43 | Atlanta Athletic Club | | | 10-2 |
| J26 | h1 W | 38-37 | Georgia | | | 11-2 |
| F2 | h W | 38-15 | Vanderbilt | | | 12-2 |
| F6 | h W | 41-25 | Auburn | | | 13-2 |
| F9 | h W | 37-21 | Alabama | | | 14-2 |
| F13 | h L | 25-30 | Tennessee | | | 14-3 |
| F16 | a W | 46-41 | Auburn | | | 15-3 |
| F20 | h L | 26-37 | Atlanta Athletic Club | | | 15-4 |
| F25 | a L | 25-27 | Georgia | | | 15-5 |
| M1 | n1 L | 26-30 | Clemson | | | 15-6 |

Home games at Temporary Gym except where noted

h1 - City Auditorium; n1 - SIC Tournament (City Auditorium, Atlanta, Ga.)

1929-30 (10-13)

Home: 4-5, Away: 5-7, Neutral: 1-1

| Date | Site | Result | Opponent | TR | OR | Rec |
|------|------|--------|------------------------|----|----|-------|
| D27 | a L | 22-24 | Baltimore | | | 0-1 |
| D28 | a L | 23-33 | Pennsylvania | | | 0-2 |
| D30 | a W | 37-25 | Stevens Tech | | | 1-2 |
| J1 | a L | 24-28 | Crescent Athletic Club | | | exh |
| J3 | a L | 37-39 | St. Thomas-Scranton | | | 1-3 |
| J4 | a W | 51-36 | Franklin & Marshall | | | 2-3 |
| J10 | h W | 31-16 | South Carolina | | | 3-3 |
| J11 | h L | 24-25 | Clemson | | | 3-4 |
| J14 | h W | 36-22 | Savannah J.E.A. | | | 4-4 |
| J18 | h L | 23-26 | Georgia | | | 4-5 |
| J22 | a L | 28-33 | Tennessee | | | 4-6 |
| J25 | h1 L | 23-25 | Georgia | | | 4-7 |
| F1 | h1 W | 46-25 | Vanderbilt | | | 5-7 |
| F4 | a W | 31-29 | Atlanta Athletic Club | | | 6-7 |
| F7 | a W | 41-37 | Vanderbilt | | | 7-7 |
| F8 | a L | 19-39 | Kentucky | | | 7-8 |
| F12 | a L | 28-36 | Alabama | | | 7-9 |
| F15 | a L | 26-40 | Clemson | | | 7-10 |
| F17 | a W | 47-34 | Auburn | | | 8-10 |
| F19 | h1 W | 40-29 | Auburn | | | 9-10 |
| F22 | h1 L | 31-35 | Georgia | | | 9-11 |
| F25 | h L | 22-37 | Atlanta Athletic Club | | | 9-12 |
| F28 | n1 W | 53-31 | Tulane | | | 10-12 |
| M1 | n1 L | 37-44 | Duke | | | 10-13 |

Home games at Temporary Gym except where noted

h1 - City Auditorium; n1 - SIC Tournament (City Auditorium, Atlanta, Ga.)

1930-31 (11-13)

Home: 6-2, Away: 5-10, Neutral: 0-1

| Date | Site | Result | Opponent | TR | OR | Rec |
|------|------|--------|-----------------------|----|----|-------|
| D27 | a W | 34-17 | Benjamin Franklin | | | 1-0 |
| D29 | a W | 49-45 | Arundel Boat Club | | | 2-0 |
| D30 | a L | 24-29 | Knights of Columbus | | | 2-1 |
| J1 | a L | 26-32 | Manhattan (ot) | | | 2-2 |
| J2 | a L | 33-38 | Rider | | | 2-3 |
| J3 | a L | 30-34 | Temple | | | 2-4 |
| J7 | h L | 25-30 | South Carolina | | | 2-5 |
| J10 | a L | 27-40 | Atlanta Athletic Club | | | 2-6 |
| J14 | a L | 31-39 | Florida | | | 2-7 |
| J16 | h W | 44-37 | Vanderbilt | | | 3-7 |
| J17 | a L | 30-39 | Georgia | | | 4-7 |
| J20 | h W | 32-23 | Florida | | | 4-8 |
| J24 | h W | 49-29 | Tennessee | | | 5-8 |
| J28 | a W | 37-33 | Auburn | | | 6-8 |
| J31 | h W | 37-19 | Georgia | | | 7-8 |
| F5 | a L | 32-45 | Vanderbilt | | | 7-9 |
| F7 | a L | 34-38 | Kentucky | | | 7-10 |
| F9 | a W | 32-25 | Tennessee | | | 8-10 |
| F14 | a L | 15-44 | Georgia | | | 8-11 |
| F17 | h L | 16-35 | Kentucky | | | 8-12 |
| F20 | h W | 23-19 | Alabama | | | 9-12 |
| F21 | a W | 41-17 | South Carolina | | | 10-12 |
| F24 | h W | 47-22 | Auburn | | | 11-12 |
| F27 | n1 L | 48-53 | Florida | | | 11-13 |

Home games at Temporary Gym, which burned down after the season

n1 - SIC Tournament (City Auditorium, Atlanta, Ga.)

1931-32 (7-6)

Home: 6-2, Away: 1-3, Neutral: 0-1

| Date | Site | Result | Opponent | TR | OR | Rec |
|------|------|--------|-----------------------|----|----|-----|
| J3 | a W | 42-21 | Fort Benning | | | exh |
| J9 | a W | 41-32 | Florida | | | 1-0 |
| J13 | a L | 22-25 | Auburn | | | 1-1 |
| J16 | h W | 45-27 | Vanderbilt | | | 2-1 |
| J23 | a L | 39-40 | Mercer | | | 2-2 |
| J27 | h W | 52-27 | Grayson Athletic Club | | | 3-2 |
| J30 | h W | 30-20 | Georgia | | | 4-2 |
| F3 | h L | 19-34 | Alabama | | | 4-3 |
| F6 | a L | 15-25 | Georgia | | | 4-4 |
| F10 | h W | 36-28 | Auburn | | | 5-4 |
| F13 | h L | 33-42 | Mercer | | | 5-5 |
| F17 | h W | 38-23 | Florida | | | 6-5 |
| F20 | h W | 25-22 | Georgia | | | 7-5 |
| F26 | n1 L | 33-36 | Louisiana State | | | 7-6 |

Home games at City Auditorium

n1 - SIC Tournament (City Auditorium, Atlanta, Ga.)

GEORGIA TECH ENTERS SOUTHEASTERN CONFERENCE

1932-33 (9-6, SEC 7-6)

Home: 4-1, Away: 4-4, Neutral: 1-1

| Date | Site | Result | Opponent | TR | OR | Rec |
|------|------|--------|------------------|----|----|-----|
| J7 | a W | 29-28 | Clemson | | | 1-0 |
| J11 | h L | 31-40 | Original Celtics | | | exh |
| J14 | a L | 25-30 | Georgia | | | 1-1 |
| J17 | a W | 38-32 | Sewanee | | | 2-1 |
| J18 | a L | 27-38 | Vanderbilt | | | 2-2 |
| J21 | h W | 47-18 | Mercer | | | 3-2 |
| J28 | h W | 26-16 | Georgia | | | 4-2 |
| F1 | h L | 19-26 | Alabama | | | 4-3 |
| F4 | h W | 37-23 | Tennessee | | | 5-3 |
| F6 | h W | 38-26 | Sewanee | | | 6-3 |
| F9 | h W | 41-21 | Mexico City YMCA | | | exh |
| F11 | a L | 22-45 | Kentucky | | | 6-4 |
| F13 | a L | 26-33 | Tennessee | | | 6-5 |
| F15 | a W | 29-20 | Auburn | | | 7-5 |
| F18 | a W | 32-30 | Georgia | | | 8-5 |
| F21 | n1 W | 29-18 | Auburn | | | 9-5 |
| F24 | n2 L | 24-30 | Tennessee | | | 9-6 |

Home games at City Auditorium

n1 - Atlanta Athletic Club; n2 - SEC Tournament (City Auditorium, Atlanta, Ga.)

1933-34 (6-12, SEC 4-9)

Home: 3-4, Away: 3-7, Neutral: 0-1

| Date | Site | Result | Opponent | TR | OR | Rec |
|------|------|--------|---------------------|----|----|------|
| D28 | a L | 19-38 | Baltimore | | | 0-1 |
| D29 | a L | 32-40 | Rider | | | 0-2 |
| D30 | a L | 31-45 | St. Thomas-Scranton | | | 0-3 |
| J6 | h L | 22-24 | Vanderbilt | | | 0-4 |
| J9 | a W | 28-26 | Auburn | | | 1-4 |
| J13 | a W | 33-25 | Georgia | | | 2-4 |
| J17 | h L | 28-50 | Original Celtics | | | exh |
| J20 | a W | 40-39 | Sewanee | | | 3-4 |
| J27 | h L | 33-37 | Georgia | | | 3-5 |
| J31 | h L | 35-45 | Tennessee | | | 3-6 |
| F3 | a L | 16-63 | Alabama | | | 3-7 |
| F7 | h W | 31-25 | Clemson | | | 4-7 |
| F9 | a L | 30-38 | Vanderbilt | | | 4-8 |
| F10 | a L | 25-49 | Kentucky | | | 4-9 |
| F12 | a L | 21-23 | Tennessee | | | 4-10 |
| F14 | h W | 24-20 | Auburn | | | 5-10 |
| F17 | h L | 27-28 | Georgia | | | 5-11 |
| F21 | h W | 43-27 | Sewanee | | | 6-11 |
| M2 | n1 L | 19-33 | Georgia | | | 6-12 |

Home games at City Auditorium

n1 - SEC Tournament (City Auditorium, Atlanta, Ga.)

1934-35 (6-8, SEC 5-5)

Home: 3-2, Away: 3-6, Neutral: 0-0

| Date | Site | Result | Opponent | TR | OR | Rec |
|------|------|--------|-----------------|----|----|-----|
| J12 | a L | 29-43 | Clemson | | | 0-1 |
| J16 | h L | 26-36 | Tennessee | | | 0-2 |
| J19 | a L | 23-33 | Georgia | | | 0-3 |
| J25 | h L | 32-33 | Vanderbilt (ot) | | | 0-4 |
| F2 | h W | 32-27 | Georgia | | | 1-4 |
| F6 | h W | 25-24 | Auburn | | | 2-4 |
| F8 | a L | 24-53 | Vanderbilt | | | 2-5 |
| F9 | a L | 30-57 | Kentucky | | | 2-6 |
| F12 | a W | 34-19 | Auburn | | | 3-6 |
| F16 | a L | 19-38 | Xavier | | | 3-7 |
| F18 | a L | 30-34 | Tennessee | | | 3-8 |
| F20 | a W | 42-28 | Mercer | | | 4-8 |
| F23 | a W | 49-39 | Georgia (ot) | | | 5-8 |
| M2 | h W | 42-31 | Sewanee | | | 6-8 |

Home games at City Auditorium

1935-36 (10-8, SEC 8-6)

Home: 6-2, Away: 3-5, Neutral: 1-1

| Date | Site | Result | Opponent | TR | OR | Rec |
|------|------|--------|------------|----|----|------|
| J4 | a L | 25-36 | Florida | | | 0-1 |
| J8 | a W | 59-42 | Mercer | | | 1-1 |
| J11 | h L | 32-35 | Clemson | | | 1-2 |
| J15 | h W | 46-20 | Mercer | | | 2-2 |
| J17 | h W | 33-30 | Tennessee | | | 3-2 |
| J18 | a L | 23-42 | Vanderbilt | | | 3-3 |
| J25 | a L | 31-39 | Clemson | | | 3-4 |
| F1 | h W | 29-21 | Georgia | | | 4-4 |
| F4 | a L | 28-31 | Auburn | | | 4-5 |
| F8 | h L | 40-42 | Vanderbilt | | | 4-6 |
| F12 | h W | 34-16 | Sewanee | | | 5-6 |
| F15 | a W | 58-35 | Sewanee | | | 6-6 |
| F17 | h W | 39-22 | Florida | | | 7-6 |
| F19 | h W | 46-22 | Auburn | | | 8-6 |
| F22 | a W | 24-22 | Georgia | | | 9-6 |
| F24 | a L | 21-33 | Tennessee | | | 9-7 |
| F28 | n1 W | 42-37 | Vanderbilt | | | 10-7 |
| F29 | n1 L | 34-43 | Alabama | | | 10-8 |

ALL-TIME SCORES

1936-37 (13-2, SEC 10-0)

Home: 7-0, Away: 5-1, Neutral: 1-1

| Date | Site | Result | Opponent | TR | OR | Rec |
|------|------|--------|----------|-------------------|-----|------|
| J9 | h | W | 53-36 | Mercer | | 1-0 |
| J13 | a | W | 35-25 | Florida | | 2-0 |
| J16 | h | W | 39-27 | Vanderbilt | | 3-0 |
| J20 | h | W | 51-13 | Clemson | | 4-0 |
| J23 | a | W | 54-32 | Sewanee | | 5-0 |
| J27 | h | W | 70-26 | Fort Benning | exh | |
| J30 | a | W | 34-20 | Georgia | | 6-0 |
| F6 | a | L | 30-31 | Pennsylvania | | 6-1 |
| F10 | h | W | 36-18 | Sewanee | | 7-1 |
| F11 | h | W | 42-28 | Auburn | | 8-1 |
| F13 | a | W | 40-30 | Vanderbilt | | 9-1 |
| F15 | h | W | 43-37 | Florida | | 10-1 |
| F20 | h | W | 42-22 | Georgia | | 11-1 |
| F27 | a | W | 35-33 | Auburn | | 12-1 |
| M1 | n1 | W | 43-30 | Mississippi State | | 13-1 |
| M2 | n1 | L | 30-40 | Kentucky | | 13-2 |

Home games at the Naval Armory

n1-SEC Tournament (Knoxville, Tenn.)

1937-38 (18-2, SEC 12-2)

Home: 11-0, Away: 4-2, Neutral: 3-0

SEC Champions

| Date | Site | Result | Opponent | TR | OR | Rec |
|------|------|--------|----------|-----------------|----|------|
| J8 | h | W | 35-30 | NC State | | 1-0 |
| J15 | h | W | 59-25 | Vanderbilt | | 2-0 |
| J17 | a | W | 46-37 | Mercer | | 3-0 |
| J19 | h | W | 53-23 | Mercer | | 4-0 |
| J26 | h | W | 36-24 | Alabama | | 5-0 |
| J29 | h | W | 51-28 | Georgia | | 6-0 |
| F4 | a | L | 35-47 | Louisiana State | | 6-1 |
| F5 | a | L | 22-37 | Tulane | | 6-2 |
| F9 | h | W | 57-35 | South Carolina | | 7-2 |
| F10 | h | W | 41-31 | Sewanee | | 8-2 |
| F12 | a | W | 40-35 | Vanderbilt | | 9-2 |
| F15 | h | W | 43-42 | Auburn | | 10-2 |
| F17 | h | W | 54-40 | Florida | | 11-2 |
| F19 | a | W | 29-27 | Georgia | | 12-2 |
| F25 | h | W | 53-33 | Clemson | | 13-2 |
| F26 | a | W | 51-30 | South Carolina | | 14-2 |
| M1 | h | W | 54-32 | Auburn | | 15-2 |
| M5 | n1 | W | 50-18 | Vanderbilt | | 16-2 |
| M4 | n1 | W | 44-29 | Tulane | | 17-2 |
| M7 | n1 | W | 58-47 | Mississippi | | 18-2 |

Home games at the Naval Armory

n1-SEC Tournament (Baton Rouge, La.)

GEORGIA TECH BEGINS PLAYING

HOME GAMES IN HEISMAN GYM

1938-39 (6-9, SEC 4-8)

Home: 5-3, Away: 1-5, Neutral: 0-1

| Date | Site | Result | Opponent | TR | OR | Rec |
|------|------|--------|----------|-------------------|----|-----|
| J11 | h | L | 28-30 | Mercer | | 0-1 |
| J14 | h | W | 30-24 | Vanderbilt | | 1-1 |
| J21 | h | W | 32-31 | Tulane (ot) | | 2-1 |
| J28 | a | L | 26-32 | Georgia | | 2-2 |
| F1 | a | W | 29-25 | South Carolina | | 3-2 |
| F4 | a | L | 29-33 | Florida (ot) | | 3-3 |
| F8 | h | W | 37-32 | Sewanee | | 4-3 |
| F9 | h | W | 37-35 | Louisiana State | | 5-3 |
| F11 | a | L | 42-49 | Vanderbilt | | 5-4 |
| F15 | a | L | 25-39 | Alabama | | 5-5 |
| F18 | h | L | 29-41 | Georgia | | 5-6 |
| F21 | h | W | 38-28 | South Carolina | | 6-6 |
| F22 | a | L | 24-38 | Auburn | | 6-7 |
| F27 | h | L | 33-49 | Auburn | | 6-8 |
| M3 | n1 | L | 38-42 | Mississippi (SEC) | | 6-9 |

n1-SEC Tournament (Knoxville, Tenn.)

1939-40 (7-8, SEC 6-7)

Home: 5-4, Away: 2-3, Neutral: 0-1

| Date | Site | Result | Opponent | TR | OR | Rec |
|------|------|--------|----------|-----------------|----|-----|
| J6 | a | L | 30-34 | South Carolina | | 0-1 |
| J13 | h | W | 49-43 | Vanderbilt | | 1-1 |
| J15 | h | L | 40-45 | Florida | | 1-2 |
| J20 | h | W | 50-39 | Mississippi | | 2-2 |
| J27 | h | L | 31-46 | Georgia | | 2-3 |
| J31 | h | L | 34-52 | Alabama | | 2-4 |
| F2 | a | W | 34-33 | Louisiana State | | 3-4 |
| F3 | h | L | 25-37 | Tulane | | 3-5 |
| F6 | h | W | 53-31 | Auburn | | 4-5 |
| F10 | a | W | 57-39 | Vanderbilt | | 5-5 |
| F13 | h | W | 41-35 | Duke | | 6-5 |
| F17 | a | L | 31-40 | Georgia | | 6-6 |
| F19 | h | W | 44-39 | Kentucky | | 7-6 |
| F21 | a | L | 38-39 | Auburn (ot) | | 7-7 |
| F29 | n1 | L | 43-55 | Tennessee | | 7-8 |

n1-SEC Tournament (Knoxville, Tenn.)

1940-41 (8-11, SEC 4-9)

Home: 6-2, Away: 1-8, Neutral: 1-1

| Date | Site | Result | Opponent | TR | OR | Rec |
|------|------|--------|----------|---------------------|----|------|
| D29 | n1 | W | 39-34 | South Carolina (ot) | | 1-0 |
| D31 | a | W | 44-35 | South Carolina | | 2-0 |
| J7 | h | W | 41-34 | South Carolina | | 3-0 |
| J8 | h | W | 63-51 | Clemson | | 4-0 |
| J14 | h | W | 60-47 | Mississippi | | 5-0 |
| J18 | h | W | 55-48 | Vanderbilt | | 6-0 |
| J20 | h | L | 37-47 | Kentucky | | 6-1 |
| J22 | a | L | 49-52 | Clemson (ot) | | 6-2 |
| J25 | h | L | 20-37 | Tulane | | 6-3 |
| F1 | h | W | 48-39 | Auburn | | 7-3 |
| F5 | a | L | 45-51 | Auburn | | 7-4 |
| F7 | a | L | 26-31 | Georgia | | 7-5 |
| F10 | a | L | 41-43 | Louisiana State | | 7-6 |
| F12 | a | L | 32-46 | Alabama | | 7-7 |
| F15 | a | L | 41-54 | Vanderbilt | | 7-8 |
| F17 | a | L | 41-60 | Kentucky | | 7-9 |
| F20 | h | W | 52-44 | Georgia | | 8-9 |
| F22 | a | L | 42-53 | Notre Dame | | 8-10 |
| F27 | n2 | L | 33-39 | Alabama | | 8-11 |

n1-Augusta, Ga.; n2-SEC Tournament (Louisville, Ky.)

1941-42 (8-8, SEC 4-8)

Home: 5-3, Away: 3-4, Neutral: 0-1

| Date | Site | Result | Opponent | TR | OR | Rec |
|------|------|--------|----------|-----------------|----|-----|
| J8 | h | W | 49-35 | Turner Field | | 1-0 |
| J10 | a | W | 35-32 | South Carolina | | 2-0 |
| J15 | h | L | 25-31 | Alabama | | 2-1 |
| J17 | h | L | 32-39 | Vanderbilt | | 2-2 |
| J20 | h | L | 53-63 | Kentucky | | 2-3 |
| J24 | h | W | 53-44 | Fort Benning | | 3-3 |
| J31 | h | W | 48-42 | Auburn | | 4-3 |
| F3 | a | L | 38-43 | Auburn | | 4-4 |
| F6 | a | L | 41-54 | Louisiana State | | 4-5 |
| F7 | a | W | 52-43 | Tulane | | 5-5 |
| F11 | h | W | 64-32 | Chattanooga | | 6-5 |
| F14 | a | W | 35-27 | Vanderbilt | | 7-5 |
| F16 | a | L | 51-57 | Kentucky | | 7-6 |
| F19 | h | W | 49-29 | Georgia | | 8-6 |
| F21 | a | L | 37-38 | Georgia | | 8-7 |
| F26 | n2 | L | 32-37 | Alabama | | 8-8 |

n2-SEC Tournament (Louisville, Ky.)

1942-43 (11-5, SEC 7-5)

Home: 9-1, Away: 2-3, Neutral: 0-1

| Date | Site | Result | Opponent | TR | OR | Rec |
|------|------|--------|----------|-------------------|----|------|
| J9 | h | W | 33-23 | South Carolina | | 1-0 |
| J16 | h | W | 43-29 | Vanderbilt | | 2-0 |
| J19 | h | L | 36-38 | Kentucky | | 2-1 |
| J22 | a | W | 59-32 | Auburn | | 3-1 |
| J23 | a | L | 25-33 | Alabama | | 3-2 |
| J30 | h | W | 53-21 | Auburn | | 4-2 |
| F2 | h | W | 65-40 | Fort Benning | | 5-2 |
| F5 | h | W | 45-44 | Louisiana State | | 6-2 |
| F6 | h | W | 60-36 | Tulane | | 7-2 |
| F10 | h | W | 43-32 | Clemson | | 8-2 |
| F13 | a | L | 28-52 | Vanderbilt | | 8-3 |
| F15 | a | L | 31-58 | Kentucky | | 8-4 |
| F18 | a | W | 58-31 | Georgia | | 9-4 |
| F20 | h | W | 39-20 | Georgia | | 10-4 |
| F22 | h | W | 36-33 | Camp Wheeler | | 11-4 |
| F26 | n1 | L | 41-48 | Mississippi State | | 11-5 |


n1-SEC Tournament (Knoxville, Tenn.)

Dwight Keith

Alabama '24

Record: 35-21 (.625)

1944-1946 (3 seasons)



1943-44 (14-4, SEC 3-1)

Home: 7-1, Away: 6-2, Neutral: 1-1

| Date | Site | Result | Opponent | TR | OR | Rec |
|------|------|--------|----------|---------------------------|----|------|
| J7 | a | W | 46-34 | Atlanta Naval Air Station | | 1-0 |
| J8 | h | W | 48-31 | Mercer | | 2-0 |
| J14 | h | W | 70-37 | Atlanta Naval Air Station | | 3-0 |
| J15 | h | W | 68-28 | Ga. Medical College | | 4-0 |
| J21 | h | W | 34-18 | Georgia Pre-Flight | | 5-0 |
| J22 | a | W | 50-34 | Clemson | | 6-0 |
| J26 | h | W | 58-44 | Mayport Naval Base | | 7-0 |
| J28 | a | L | 34-43 | Georgia Pre-Flight | | 7-1 |
| J29 | h | W | 58-24 | Clemson | | 8-1 |
| F5 | a | W | 67-34 | Mercer | | 9-1 |
| F6 | a | W | 68-45 | Ga. Medical College | | 10-1 |
| F11 | h | L | 52-55 | 176th Infantry | | 10-2 |
| F12 | a | W | 42-39 | Georgia | | 11-2 |
| F18 | a | L | 42-64 | 176th Infantry | | 11-3 |
| F19 | h | W | 71-44 | Georgia | | 12-3 |
| F21 | a | W | 57-53 | Mayport Naval Base | | 13-3 |
| M2 | n1 | W | 63-51 | Vanderbilt | | 14-3 |
| M3 | n1 | L | 55-66 | Tulane | | 14-4 |

n1-SEC Tournament (Louisville, Ky.)

1944-45 (11-6, SEC 9-5)

Home: 6-1, Away: 3-4, Neutral: 2-1

| Date | Site | Result | Opponent | TR | OR | Rec |
|------|------|--------|----------|--------------------------------|----|------|
| J10 | h | W | 41-36 | Georgia Pre-Flight | | 1-0 |
| J13 | a | L | 26-31 | Alabama | | 1-1 |
| J17 | a | L | 36-52 | Georgia Pre-Flight | | 1-2 |
| J20 | h | W | 53-39 | Auburn | | 2-2 |
| J22 | h | L | 58-64 | Kentucky | | 2-3 |
| J27 | a | L | 26-44 | Tennessee | | 2-4 |
| J29 | a | W | 47-38 | Tulane | | 3-4 |
| F3 | a | L | 32-51 | Kentucky | | 3-5 |
| F9 | h | W | 70-38 | Georgia | | 4-5 |
| F10 | h | W | 53-49 | Tennessee | | 5-5 |
| F14 | h | W | 53-45 | Alabama | | 6-5 |
| F17 | a | W | 74-41 | Auburn | | 7-5 |
| F21 | h | W | 51-47 | Atlanta Naval Air Station (ot) | | 8-5 |
| F24 | a | W | 69-42 | Georgia | | 9-5 |
| M1 | n1 | W | 68-49 | Georgia | | 10-5 |
| M2 | n1 | W | 60-43 | Mississippi State | | 11-5 |
| M3 | n1 | L | 37-41 | Tennessee | | 11-6 |

n1-SEC Tournament (Louisville, Ky.)

1945-46 (10-11, SEC 6-7)

Home: 5-5, Away: 5-5, Neutral: 0-1

| Date | Site | Result | Opponent | TR | OR | Rec |
|------|------|--------|----------|----------------|----|-------|
| D20 | h | W | 52-38 | Clemson | | 1-0 |
| J4 | h | W | 45-22 | Auburn | | 2-0 |
| J5 | a | W | 61-46 | Clemson | | 3-0 |
| J8 | h | L | 37-44 | Alabama | | 3-1 |
| J12 | a | L | 45-58 | Tulane | | 3-2 |
| J16 | a | W | 53-26 | Auburn | | 4-2 |
| J18 | h | L | 39-54 | Duke | | 4-3 |
| J19 | a | W | 36-30 | Alabama | | 5-3 |
| J21 | a | L | 43-68 | Kentucky | | 5-4 |
| J26 | h | L | 27-49 | Tennessee | | 5-5 |
| J28 | h | L | 26-54 | Kentucky | | 5-6 |
| F1 | h | W | 64-53 | Florida | | 6-6 |
| F2 | h | W | 55-45 | South Carolina | | 7-6 |
| F4 | h | W | 59-52 | Tulane | | 8-6 |
| F6 | a | L | 40-50 | Georgia | | 8-7 |
| F9 | a | W | 38-34 | Tennessee | | 9-7 |
| F12 | a | L | 51-73 | Duke | | 9-8 |
| F15 | h | L | 43-46 | Georgia | | 9-9 |
| F16 | a | L | 47-63 | South Carolina | | 9-10 |
| F23 | a | W | 58-50 | Florida | | 10-10 |
| F28 | n1 | L | 30-36 | Georgia | | 10-11 |

n1-SEC Tournament (Louisville, Ky.)

ALL-TIME SCORES

Roy McArthur

Georgia Tech '33

Record: 57-72 (.442)

1947-1951 (5 seasons)



1946-47 (12-11, SEC 6-6)

Home: 7-2, Away: 3-8, Neutral: 2-1

| Date | Site | Result | Opponent | TR | OR | Rec |
|------|------|--------|-------------------------|----|----|-------|
| D12 | h | W | Chattanooga | | | 1-0 |
| D14 | h | W | South Carolina | | | 2-0 |
| D19 | h | W | Davidson | | | 3-0 |
| D31 | a | W | Boston College | | | 4-0 |
| J2 | a | L | Detroit | | | 4-1 |
| J4 | a | L | Michigan State | | | 4-2 |
| J11 | h | W | 58-51 Tulane | | | 5-2 |
| J15 | a | W | 55-42 Auburn | | | 6-2 |
| J17 | h | L | 38-42 Alabama | | | 6-3 |
| J20 | h | L | 47-70 Kentucky | | | 6-4 |
| J25 | h | W | 48-43 Tennessee | | | 7-4 |
| J29 | h | W | 65-49 Auburn | | | 8-4 |
| J31 | a | L | 45-47 Tulane | | | 8-5 |
| F1 | a | L | 46-64 Alabama | | | 8-6 |
| F4 | a | W | 51-44 Georgia | | | 9-6 |
| F7 | a | L | 28-40 Tennessee | | | 9-7 |
| F14 | a | L | 48-58 North Carolina | | | 9-8 |
| F15 | a | L | 54-64 Duke | | | 9-9 |
| F19 | h | W | 70-46 Georgia | | | 10-9 |
| F22 | a | L | 46-83 Kentucky | | | 10-10 |
| F28 | n1 | W | 65-52 Mississippi State | | | 11-10 |
| F29 | n1 | W | 43-40 Alabama | | | 12-10 |
| M1 | n1 | L | 53-75 Kentucky | | | 12-11 |

n1-SEC Tournament (Louisville, Ky.)

1947-48 (12-16, SEC 9-11)

Home: 4-7, Away: 5-5, Neutral: 3-4

SEC Runner-up

| Date | Site | Result | Opponent | TR | OR | Rec |
|------|------|--------|-----------------------|----|----|-------|
| D15 | h | L | 53-54 Furman | | | 0-1 |
| D19 | h | W | 63-50 Chattanooga | | | 1-1 |
| D20 | h | W | 51-48 Virginia | | | 2-1 |
| D29 | n1 | L | 45-54 Texas | | | 2-2 |
| D30 | n1 | L | 42-43 Rice | | | 2-3 |
| D31 | n1 | L | 35-52 Hamline | | | 2-4 |
| J9 | a | L | 29-54 Tulane | | | 2-5 |
| J10 | a | W | 52-40 Louisiana State | | | 3-5 |
| J13 | a | W | 65-64 Furman | | | 4-5 |
| J19 | h | L | 56-71 Kentucky | | | 4-6 |
| J24 | h | L | 57-59 Tennessee | | | 4-7 |
| J26 | h | L | 46-54 Louisiana State | | | 4-8 |
| J30 | a | L | 31-38 Auburn | | | 4-9 |
| J31 | h | L | 31-44 Alabama | | | 4-10 |
| F4 | a | W | 68-58 Georgia | | | 5-10 |
| F6 | a | L | 46-49 Tennessee | | | 5-11 |
| F9 | h | L | 55-59 Tulane | | | 5-12 |
| F12 | a | W | 73-64 Georgia | | | 6-12 |
| F13 | h | W | 65-42 Florida | | | 7-12 |
| F16 | h | L | 55-60 Duke | | | 7-13 |
| F18 | a | L | 58-65 Georgia | | | 7-14 |
| F21 | a | L | 54-78 Kentucky | | | 7-15 |
| F25 | h | W | 50-43 Auburn | | | 8-15 |
| F28 | a | W | 63-55 Florida | | | 9-15 |
| M4 | n2 | W | 46-34 Alabama | | | 10-15 |
| M6 | n2 | W | 60-57 Georgia | | | 11-15 |
| M6 | n2 | W | 50-40 Tulane | | | 12-15 |
| M6 | n2 | L | 43-54 Kentucky | | | 12-16 |

n1-All-College Tournament, Oklahoma City, Okla.; n2-SEC Tournament (Louisville, Ky.)

1948-49 (11-13, SEC 7-10)

Home: 7-5, Away: 4-6, Neutral: 0-2

| Date | Site | Result | Opponent | TR | OR | Rec |
|------|------|--------|---------------------------|----|----|------|
| D3 | a | W | 75-45 Birmingham Southern | | | 1-0 |
| D4 | a | W | 62-42 Howard College | | | 2-0 |
| D11 | h | W | 81-45 Chattanooga | | | 3-0 |
| D18 | h | W | 64-49 Furman | | | 4-0 |
| D20 | n1 | L | 60-74 Long Island | | | 4-1 |
| D22 | a | L | 59-67 LaSalle | | | 4-2 |
| J7 | a | L | 52-73 Tulane | | | 4-3 |
| J8 | a | L | 59-65 Louisiana State | | | 4-4 |
| J11 | a | L | 33-41 Auburn | | | 4-5 |
| J14 | h | W | 51-38 Alabama | | | 5-5 |
| J17 | h | L | 45-56 Kentucky | | | 5-6 |
| J22 | h | L | 56-63 Tennessee | | | 5-7 |
| J26 | h | L | 60-74 Georgia (ot) | | | 5-8 |
| J29 | h | L | 49-56 Tulane | | | 5-9 |
| F2 | a | W | 56-49 Georgia | | | 6-9 |
| F5 | h | W | 72-71 Tennessee | | | 7-9 |
| F7 | h | L | 63-72 Louisiana State | | | 7-10 |

| | | | | | | |
|-----|----|---|-----------------------|--|--|-------|
| F10 | h | W | 57-49 Florida | | | 8-10 |
| F12 | a | L | 42-53 Duke | | | 8-11 |
| F16 | h | W | 60-58 Georgia | | | 9-11 |
| F19 | a | L | 32-78 Kentucky | | | 9-12 |
| F23 | h | W | 66-57 Auburn | | | 10-12 |
| F26 | a | W | 66-56 Florida | | | 11-12 |
| M3 | n2 | L | 53-55 Louisiana State | | | 11-13 |

n1-Madison Square Garden, New York, N.Y.; n2-SEC Tournament (Louisville, Ky.)

1949-50 (14-13, SEC 7-9)

Home: 9-1, Away: 3-11, Neutral: 2-1

| Date | Site | Result | Opponent | TR | OR | Rec |
|------|------|--------|-----------------------|------|----|-------|
| D3 | h | W | 84-39 Chattanooga | | | 1-0 |
| D10 | h | W | 87-56 Furman | | | 2-0 |
| D14 | h | W | 78-59 Davidson | | | 3-0 |
| D19 | a | L | 60-84 Bradley | | | 3-1 |
| D20 | a | L | 45-59 St. Louis | | | 3-2 |
| D22 | a | W | 68-60 Michigan State | | | 4-2 |
| D29 | n1 | W | 64-57 Wake Forest | | | 5-2 |
| D30 | a1 | L | 34-57 NC State | | | 5-3 |
| D31 | n1 | W | 63-48 West Virginia | | | 6-3 |
| J2 | a | W | 73-43 Chattanooga | | | 7-3 |
| J6 | a | L | 52-63 Louisiana State | | | 7-4 |
| J7 | a | L | 62-64 Tulane | | | 7-5 |
| J10 | h | W | 65-49 Auburn | | | 8-5 |
| J14 | a | L | 39-73 Alabama | | | 8-6 |
| J16 | h | L | 47-61 Kentucky | 2/na | | 8-7 |
| J21 | h | W | 68-57 Tennessee | | | 9-7 |
| J25 | a | L | 55-67 Georgia | | | 9-8 |
| J28 | h | W | 59-55 Tulane | | | 10-8 |
| F1 | h | W | 56-51 Georgia | | | 11-8 |
| F4 | a | L | 56-69 Tennessee | | | 11-9 |
| F6 | h | W | 85-58 Louisiana State | | | 12-9 |
| F10 | h | W | 69-38 Florida | | | 13-9 |
| F15 | a | L | 72-73 Georgia (ot) | | | 13-10 |
| F18 | a | L | 62-97 Kentucky | 5/na | | 13-11 |
| F22 | a | W | 61-53 Auburn | | | 14-11 |
| F25 | a | L | 41-59 Florida | | | 14-12 |
| M2 | n2 | L | 56-63 Tennessee | | | 14-13 |

n1, a1-Dixie Classic (Reynolds Coliseum, Raleigh, N.C.); n2-SEC Tournament (Louisville, Ky.)

1950-51 (8-19, SEC 7-12)

Home: 4-6, Away: 3-12, Neutral: 1-1

| Date | Site | Result | Opponent | TR | OR | Rec |
|------|------|--------|-------------------------|-----|------|------|
| D9 | h | W | 87-50 Furman | | | 1-0 |
| D16 | a | L | 55-85 Bradley | | na/2 | 1-1 |
| D18 | a | L | 57-79 Louisville | | | 1-2 |
| D28 | a | L | 47-61 San Francisco | | | 1-3 |
| D29 | a | L | 57-82 California | | | 1-4 |
| D30 | a | L | 45-78 California | | | 1-5 |
| J2 | a | L | 51-58 Rice | | | 1-6 |
| J5 | a | L | 49-68 Louisiana State | | | 1-7 |
| J6 | a | L | 45-49 Tulane | | | 1-8 |
| J9 | h | W | 56-50 Georgia | | | 2-8 |
| J13 | h | L | 54-56 Florida | | | 2-9 |
| J20 | a | L | 66-77 Georgia | | | 2-10 |
| J22 | h | L | 61-82 Kentucky | 2/2 | | 2-11 |
| J26 | a | W | 55-46 Mississippi State | | | 3-11 |
| J27 | a | W | 73-59 Mississippi | | | 4-11 |
| J31 | h | W | 64-44 Auburn | | | 5-11 |
| F3 | a | W | 71-57 Tennessee | | | 6-11 |
| F7 | h | L | 53-54 Georgia | | | 6-12 |
| F9 | a | L | 42-75 Kentucky | | 1/1 | 6-13 |
| F10 | a | L | 47-65 Vanderbilt | | | 6-14 |
| F14 | a | L | 63-75 Auburn | | | 6-15 |
| F17 | h | L | 49-59 Alabama | | | 6-16 |
| F19 | h | L | 67-69 Vanderbilt | | | 6-17 |
| F21 | h | W | 74-64 Tennessee | | | 7-17 |
| F24 | h | L | 77-83 Pennsylvania (ot) | | | 7-18 |
| M2 | n1 | W | 63-61 Tulane (ot) | | | 8-18 |
| M2 | n1 | L | 56-82 Kentucky | | 1/1 | 8-19 |

n1-SEC Tournament (Louisville, Ky.)

John "Whack" Hyder

Georgia Tech '37

Record: 292-271 (.519)

1952-1973 (22 seasons)



1951-52 (7-15, SEC 5-13)

Home: 3-7, Away: 2-6, Neutral: 2-2

| Date | Site | Result | Opponent | TR | OR | Rec |
|------|------|--------|-------------------------|-----|-----|------|
| D8 | 13 | L | 58-90 U.S. Marines | | | exh |
| D15 | a | W | 66-64 South Carolina | | | 1-0 |
| D28 | n1 | L | 63-78 South Carolina | | | 1-1 |
| D29 | n1 | W | 79-62 Auburn | | | 2-1 |
| D29 | n1 | W | 78-60 Davidson | | | 3-1 |
| J5 | h | L | 58-73 Tulane | | | 3-2 |
| J9 | h | W | 56-54 Auburn | | | 3-3 |
| J12 | a | L | 60-66 Alabama | | | 4-3 |
| J14 | h | L | 64-94 Mississippi | | | 4-4 |
| J21 | h | L | 51-96 Kentucky | 3/3 | | 4-5 |
| J26 | a | L | 56-69 Tennessee | | | 4-6 |
| J28 | h | L | 58-67 South Carolina | | | 4-7 |
| J30 | h | W | 66-64 Mississippi State | | | 5-7 |
| F2 | a | L | 67-92 Vanderbilt | | | 5-8 |
| F4 | h | L | 51-73 Louisiana State | | | 5-9 |
| F6 | a | L | 64-72 Georgia | | | 5-10 |
| F9 | a | L | 42-93 Kentucky | 1/1 | | 5-11 |
| F13 | a | W | 58-50 Auburn | | | 6-11 |
| F16 | a | L | 73-80 Florida | | | 6-12 |
| F18 | h | L | 58-83 Vanderbilt | | | 6-13 |
| F20 | h | L | 81-83 Tennessee | | | 6-14 |
| F23 | h | W | 79-73 Georgia | | | 7-14 |
| F28 | n2 | L | 59-80 Kentucky | | 1/1 | 7-15 |

n1-Carolina Invitational (Charlotte Coliseum, Charlotte, N.C.); n2-SEC Tournament (Louisville, Ky.)

1952-53 (5-17, SEC 4-9)

Home: 4-4, Away: 0-12, Neutral: 1-1

| Date | Site | Result | Opponent | TR | OR | Rec |
|------|------|--------|---------------------------|-----|----|------|
| D10 | a | L | 61-71 Auburn | | | 0-1 |
| D12 | h | L | 61-66 South Carolina | | | 0-2 |
| D19 | a1 | L | 57-60 Alabama | | | 0-3 |
| D29 | n1 | L | 60-68 Florida | | | 0-4 |
| D30 | n1 | W | 71-54 Georgia | | | 1-4 |
| J2 | a | L | 58-64 Tampa | | | 1-5 |
| J3 | a | L | 60-82 Miami | | | 1-6 |
| J6 | a | L | 57-70 Georgia | | | 1-7 |
| J10 | a | L | 60-72 Vanderbilt | | | 1-8 |
| J12 | h | W | 69-67 Alabama | | | 2-8 |
| J14 | h | W | 79-61 Auburn | | | 3-8 |
| J17 | a | L | 67-89 Tennessee | | | 3-9 |
| J24 | h | L | 66-70 South Carolina (ot) | | | 3-10 |
| J26 | h | W | 85-79 Vanderbilt | | | 4-10 |
| J31 | a | L | 93-111 Furman | | | 4-11 |
| F4 | h | W | 78-73 Georgia | | | 5-11 |
| F7 | a | L | 63-78 Mississippi | | | 5-12 |
| F9 | a | L | 62-66 Mississippi State | | | 5-13 |
| F14 | h | L | 65-76 Florida | | | 5-14 |
| F16 | h | L | 79-82 Tennessee | | | 5-15 |
| F21 | a | L | 52-76 Louisiana State | 6/8 | | 5-16 |
| F23 | a | L | 55-70 Tulane | | | 5-17 |

a1-Birmingham, Ala.; n1-Gator Bowl Tournament (Jacksonville, Fla.)

1953-54 (2-22, SEC 0-14)

Home: 2-7, Away: 0-11, Neutral: 0-4

| Date | Site | Result | Opponent | TR | OR | Rec |
|------|------|--------|-----------------------------|-------|-----|------|
| D5 | a | L | 45-50 South Carolina | | | 0-1 |
| D12 | a1 | L | 56-83 Auburn | | | 0-2 |
| D28 | n1 | L | 64-66 Georgia | | | 0-3 |
| D29 | n1 | L | 80-101 Ga. Teachers College | | | 0-4 |
| D30 | n1 | L | 59-63 Florida | | | 0-5 |
| J9 | a | L | 53-105 Kentucky | | 1/1 | 0-6 |
| J11 | h | L | 55-63 Vanderbilt | | | 0-7 |
| J14 | h | L | 74-75 Mississippi State | | | 0-8 |
| J16 | h | L | 71-80 Mississippi | | | 0-9 |
| J20 | a | L | 56-80 Auburn | | | 0-10 |
| J23 | a | L | 65-84 Vanderbilt | 19/NR | | 0-11 |
| J25 | a | L | 66-77 Murray State | | | 0-12 |
| J30 | h | L | 61-68 Tennessee | | | 0-13 |
| F2 | n2 | L | 48-99 Kentucky | | 1/1 | 0-14 |
| F6 | a | L | 61-82 Alabama | | | 0-15 |
| F8 | h | L | 53-59 Auburn | | | 0-16 |
| F11 | a | L | 67-114 Furman | | | 0-17 |
| F13 | h | L | 54-89 Louisiana State | 17/12 | | 0-18 |
| F15 | h | L | 57-59 Tulane | | | 0-19 |
| F17 | a | L | 61-69 Georgia | | | 0-20 |
| F18 | h | W | 58-53 South Carolina | | | 1-20 |
| F22 | a | L | 57-69 Tennessee | | | 1-21 |

ALL-TIME SCORES

1954-55 (12-13, SEC 7-7)

Home: 6-5, Away: 5-6, Neutral: 1-2

| Date | Site | Result | Opponent | TR | OR | Rec |
|------|------|--------|----------------------|-------|----|-------|
| D18 | h W | 74-57 | Sewanee | | | 1-0 |
| D20 | h L | 67-69 | South Carolina | | | 1-1 |
| D28 | n1 W | 72-69 | Idaho State (ot) | | | 2-1 |
| D30 | n1 L | 56-70 | Canisius | | | 2-2 |
| J1 | n1 L | 62-68 | Georgetown | | | 2-3 |
| J6 | h L | 66-67 | Sewanee | | | 2-4 |
| J8 | a W | 59-58 | Kentucky | 1/1 | | 3-4 |
| J10 | h L | 69-71 | Vanderbilt | | | 3-5 |
| J13 | a L | 95-111 | Furman | | | 3-6 |
| J15 | a L | 66-81 | Mississippi | | | 3-7 |
| J17 | a W | 90-71 | Mississippi State | | | 4-7 |
| J22 | a L | 63-83 | Vanderbilt | | | 4-8 |
| J24 | a L | 66-70 | Georgia | | | 4-9 |
| J26 | a W | 73-70 | Auburn | | | 5-9 |
| J29 | a L | 58-79 | Tennessee | | | 5-10 |
| J31 | h W | 65-59 | Kentucky | 1/1 | | 6-10 |
| F5 | h L | 72-76 | Alabama | 13/nr | | 6-11 |
| F7 | h W | 75-77 | Auburn | | | 7-11 |
| F12 | a W | 79-72 | Louisiana State (ot) | | | 8-11 |
| F14 | a L | 48-64 | Tulane | | | 8-12 |
| F17 | h W | 75-54 | Georgia | | | 9-12 |
| F19 | a W | 87-84 | South Carolina (ot) | | | 10-12 |
| F21 | h W | 83-77 | Tennessee | 18/nr | | 11-12 |
| F26 | h L | 66-67 | Georgia (2ot) | | | 11-13 |
| F28 | h W | 88-68 | Florida | | | 12-13 |

n1-Queen City Tournament (Buffalo, N.Y.)

1955-56 (12-11, SEC 6-8)

Home: 6-2, Away: 4-7, Neutral: 2-2

| Date | Site | Result | Opponent | TR | OR | Rec |
|------|------|--------|-------------------|-------|----|-------|
| D9 | n1 L | 76-88 | North Carolina | | | 0-1 |
| D10 | a L | 66-87 | Duke | | | 0-2 |
| D17 | h W | 75-62 | Georgia | | | 1-2 |
| D29 | n2 W | 65-56 | Westminster | | | 2-2 |
| D31 | n2 W | 86-82 | Canisius | | | 3-2 |
| J2 | n2 L | 67-92 | Xavier, Ohio | | | 3-3 |
| J7 | a L | 51-104 | Kentucky | 6/6 | | 3-4 |
| J9 | h L | 59-72 | Vanderbilt | 4/nr | | 3-5 |
| J14 | h W | 87-59 | Mississippi State | | | 4-5 |
| J16 | h W | 79-58 | Mississippi | | | 5-5 |
| J18 | a W | 85-75 | Furman | | | 6-5 |
| J21 | a L | 64-67 | Vanderbilt | 5/6 | | 6-6 |
| J28 | h W | 73-72 | Tennessee | | | 7-6 |
| J30 | h L | 62-84 | Kentucky | 3/4 | | 7-7 |
| F4 | a L | 60-93 | Alabama | 12/17 | | 7-8 |
| F7 | a L | 74-77 | Auburn (ot) | | | 7-9 |
| F11 | h W | 79-77 | Tulane | | | 8-9 |
| F13 | h W | 97-74 | Louisiana State | | | 9-9 |
| F16 | a W | 72-68 | Georgia (ot) | | | 10-9 |
| F18 | a W | 79-74 | South Carolina | | | 11-9 |
| F20 | a L | 74-76 | Tennessee | | | 11-10 |
| F25 | a W | 81-72 | Georgia | | | 12-10 |
| F27 | a L | 48-66 | Florida | | | 12-11 |

n1-Charlotte Coliseum, Charlotte, N.C.; n2-Queen City Tournament (Buffalo, N.Y.)

GEORGIA TECH BEGINS PLAYING HOME GAMES AT ALEXANDER MEMORIAL COLISEUM

1956-57 (18-8, SEC 9-5)

Home: 10-4, Away: 6-3, Neutral: 2-1

| Date | Site | Result | Opponent | TR | OR | Rec |
|------|------|--------|-------------------|-------|----|------|
| N30 | h L | 61-71 | Duke | | | 0-1 |
| D4 | h W | 67-64 | Murray State | | | 1-1 |
| D6 | h W | 93-74 | Furman | | | 2-1 |
| D15 | h W | 76-69 | Texas A&M | | | 3-1 |
| D18 | h W | 80-58 | Georgia | | | 4-1 |
| D20 | h L | 83-90 | South Carolina | | | 4-2 |
| D27 | n1 L | 78-102 | Marquette# | | | 4-3 |
| D28 | n1 W | 75-72 | Idaho State# | 20/nr | | 5-3 |
| D29 | n1 W | 79-66 | Texas Tech# | | | 6-3 |
| J3 | h W | 95-54 | Howard College | | | 7-3 |
| J5 | a L | 72-95 | Kentucky | 3/3 | | 7-4 |
| J7 | h L | 73-81 | Vanderbilt | 9/11 | | 7-5 |
| J12 | a W | 80-77 | Mississippi State | | | 8-5 |
| J14 | a W | 82-78 | Mississippi | | | 9-5 |
| J19 | a L | 74-93 | Vanderbilt | 10/10 | | 9-6 |
| J22 | a W | 81-74 | Auburn | | | 10-6 |
| J26 | a W | 84-77 | Tennessee | | | 11-6 |
| J28 | h L | 65-76 | Kentucky | 5/3 | | 11-7 |
| F2 | h W | 92-67 | Alabama | | | 12-7 |
| F4 | h W | 76-67 | Auburn (ot) | | | 13-7 |
| F9 | a L | 67-73 | Tulane | | | 13-8 |
| F11 | a W | 87-60 | Louisiana State | | | 14-8 |
| F14 | a W | 67-65 | Georgia | | | 15-8 |
| F19 | h W | 87-85 | Tennessee | | | 16-8 |
| F23 | h W | 74-60 | Georgia | | | 17-8 |
| F25 | h W | 64-57 | Florida | | | 18-8 |

n1-All-College Tournament (Oklahoma City, Okla.)

1957-58 (15-11, SEC 7-7)

Home: 12-4, Away: 1-7, Neutral: 2-0

| Date | Site | Result | Opponent | TR | OR | Rec |
|------|------|--------|-------------------|-------|----|-------|
| D3 | h W | 74-52 | Davidson | | | 1-0 |
| D5 | h W | 73-62 | Alabama | | | 2-0 |
| D7 | a L | 64-70 | South Carolina | | | 2-1 |
| D14 | h L | 64-67 | Texas Tech (ot) | | | 2-2 |
| D16 | h W | 61-59 | Baylor | | | 3-2 |
| D19 | h L | 68-69 | Georgia (ot) | | | 3-3 |
| D20 | h L | 59-70 | Virginia Tech | | | 3-4 |
| D27 | n1 W | 67-58 | Marquette | | | 4-4 |
| D28 | n1 W | 70-66 | Detroit | | | 5-4 |
| J2 | h W | 74-64 | Furman | | | 6-4 |
| J4 | a L | 60-76 | Kentucky | 10/15 | | 6-5 |
| J11 | h W | 78-61 | Mississippi State | 5/11 | | 7-5 |
| J13 | h W | 76-67 | Mississippi | | | 8-5 |
| J18 | h W | 81-60 | Vanderbilt | | | 9-5 |
| J20 | h W | 72-59 | Georgia | | | 10-5 |
| J22 | h L | 72-80 | Auburn | | | 10-6 |
| J25 | h W | 82-79 | Tennessee | 16/18 | | 11-6 |
| J27 | h W | 71-52 | Kentucky | 9/12 | | 12-6 |
| F1 | a L | 72-74 | Alabama (2 ot) | | | 12-7 |
| F3 | a L | 78-99 | Auburn | | | 12-8 |
| F8 | h W | 69-53 | Tulane | 19/nr | | 13-8 |
| F10 | h W | 88-61 | Louisiana State | 19/nr | | 14-8 |
| F18 | a L | 65-84 | Tennessee | 20/nr | | 14-9 |
| F22 | a L | 59-62 | Georgia | | | 14-10 |
| F24 | a W | 62-61 | Florida (ot) | | | 15-10 |
| M1 | a L | 59-60 | Vanderbilt | | | 15-11 |

n1-Motor City Classic (Detroit, Mich.)

1958-59 (17-9, SEC 9-5)

Home: 10-4, Away: 7-5, Neutral: 0-0

| Date | Site | Result | Opponent | TR | OR | Rec |
|------|------|--------|--------------------------|-------|----|------|
| D1 | h L | 64-72 | Georgia Teachers College | | | 0-1 |
| D4 | h W | 65-56 | Baylor | | | 1-1 |
| D6 | a L | 57-71 | Louisville | | | 1-2 |
| D11 | h W | 73-66 | Georgia | | | 2-2 |
| D13 | a W | 82-77 | Furman | | | 3-2 |
| D20 | h W | 92-62 | South Carolina | | | 4-2 |
| D22 | h W | 110-78 | Wyoming | | | 5-2 |
| D27 | a L | 79-90 | St. Louis | 16/nr | | 5-3 |
| D30 | a W | 89-76 | Alabama | | | 6-3 |
| J3 | a L | 62-72 | Kentucky | 1/1 | | 6-4 |
| J7 | a W | 66-62 | Georgia | | | 7-4 |
| J10 | a L | 67-75 | Mississippi State | 12/15 | | 7-5 |
| J12 | a W | 89-70 | Mississippi | | | 8-5 |
| J17 | h W | 80-61 | Vanderbilt | nr/19 | | 9-5 |
| J21 | a L | 55-66 | Auburn | 5/6 | | 9-6 |
| J24 | h L | 71-84 | Tennessee | | | 9-7 |
| J26 | h L | 70-94 | Kentucky | 1/1 | | 9-8 |
| J31 | h W | 66-53 | Alabama | | | 10-8 |
| F3 | h L | 40-51 | Auburn | 4/7 | | 10-9 |
| F7 | a W | 77-67 | Tulane | | | 11-9 |
| F9 | a W | 64-63 | Louisiana State | | | 12-9 |
| F14 | h W | 71-65 | Oklahoma City (3ot) | 14/19 | | 13-9 |
| F17 | h W | 59-49 | Tennessee | | | 14-9 |
| F21 | h W | 82-62 | Georgia | | | 15-9 |
| F23 | h W | 76-72 | Florida | | | 16-9 |
| F28 | a W | 71-67 | Vanderbilt | | | 17-9 |

1959-60 (22-6, SEC 11-3)

Home: 13-1, Away: 8-4, Neutral: 1-1

| Date | Site | Result | Opponent | TR | OR | Rec |
|------|------|--------|--------------------|-------|-------|------|
| D1 | a W | 59-49 | Duke | | | 1-0 |
| D3 | h W | 91-63 | Furman | | | 2-0 |
| D5 | h W | 68-56 | Louisville | | | 3-0 |
| D8 | h W | 69-53 | Alabama | na/15 | | 4-0 |
| D10 | a W | 70-64 | South Carolina | na/15 | | 5-0 |
| D19 | h W | 80-53 | NC State | na/12 | na/16 | 6-0 |
| D21 | a L | 71-80 | Southern Methodist | na/12 | | 6-1 |
| D22 | a W | 63-60 | Texas Tech | 8/8 | | 7-1 |
| D31 | a W | 83-65 | Georgia | 10/17 | | 8-1 |
| J2 | a W | 62-54 | Kentucky | 10/17 | 13/14 | 9-1 |
| J9 | h W | 82-60 | Mississippi State | 6/8 | | 10-1 |
| J11 | h W | 91-66 | Mississippi | | | 11-1 |
| J13 | h W | 80-64 | Georgia | 6/6 | | 12-1 |
| J16 | h W | 74-66 | Vanderbilt (ot) | 6/6 | | 13-1 |
| J19 | h L | 59-66 | Auburn | 6/6 | | 13-2 |
| J23 | h W | 74-69 | Tennessee | 6/6 | | 14-2 |
| J25 | h W | 65-44 | Kentucky | 6/6 | 16/15 | 15-2 |
| J30 | a W | 60-48 | Alabama | 6/6 | | 16-2 |
| F2 | a L | 45-48 | Auburn | 6/6 | | 16-3 |
| F6 | h W | 74-55 | Tulane | 6/6 | | 17-3 |
| F8 | h W | 76-56 | Louisiana State | 6/6 | | 18-3 |
| F13 | h W | 66-53 | Georgia Southern | 6/8 | | 19-3 |
| F16 | a L | 56-57 | Tennessee | 6/8 | | 19-4 |
| F20 | a W | 69-68 | Georgia | 6/8 | | 20-4 |
| F22 | a W | 69-55 | Florida (ot) | 6/8 | | 21-4 |

| | | | | | | |
|-----|------|-------|-----------------|------|-----|------|
| F27 | a L | 57-62 | Vanderbilt | 6/8 | | 21-5 |
| M11 | n1 W | 57-54 | Ohio University | 13/8 | | 22-5 |
| M12 | n1 L | 69-86 | Ohio State | 13/8 | 3/3 | 22-6 |

n1-NCAA Midwest Regional (Freedom Hall, Louisville, Ky)

1960-61 (13-13, SEC 6-8)

Home: 9-3, Away: 3-8, Neutral: 1-2

| Date | Site | Result | Opponent | TR | OR | Rec |
|------|------|--------|------------------------|-------|-------|-------|
| D1 | h W | 74-56 | Georgia | | | 1-0 |
| D3 | h W | 80-54 | Furman | | | 2-0 |
| D9 | h W | 67-64 | Southern Methodist | na/12 | | 3-0 |
| D12 | a1 L | 65-74 | Louisville | na/12 | | 3-1 |
| D13 | n1 L | 62-67 | Utah State | 15/12 | | 3-2 |
| D17 | a L | 76-82 | NC State | 15/12 | 10/nr | 3-3 |
| D19 | h L | 48-61 | Duke | 15/12 | 7/12 | 3-4 |
| D29 | n2 W | 54-51 | Georgia | | | 4-4 |
| D30 | n2 L | 60-63 | Navy | | | 4-5 |
| J3 | h W | 85-65 | South Carolina | | | 5-5 |
| J7 | a L | 79-89 | Kentucky | | | 5-6 |
| J11 | a W | 89-80 | Georgia (ot) | | | 6-6 |
| J14 | a L | 67-69 | Mississippi | | | 6-7 |
| J16 | a L | 61-62 | Mississippi State (ot) | | | 6-8 |
| J21 | h L | 56-69 | Vanderbilt | | | 6-9 |
| J24 | a W | 48-43 | Auburn (ot) | | | 7-9 |
| J28 | a L | 60-65 | Tennessee | | | 7-10 |
| J30 | h W | 62-60 | Kentucky | | | 8-10 |
| F4 | h W | 57-49 | Alabama | | | 9-10 |
| F7 | h L | 36-38 | Auburn | | | 9-11 |
| F11 | a L | 50-63 | Louisiana State | | | 9-12 |
| F13 | a W | 81-79 | Tulane | | | 10-12 |
| F21 | h W | 60-59 | Tennessee | | | 11-12 |
| F25 | h W | 83-71 | Georgia | | | 12-12 |
| F27 | h W | 52-50 | Florida | | | 13-12 |
| M4 | a L | 59-79 | Vanderbilt | nr/18 | | 13-13 |

n1 & a1-Bluegrass Invitational (Freedom Hall, Louisville, Ky); n2-Gator Bowl Tournament (Jacksonville, Fla.)

1961-62 (10-16, SEC 4-10)

Home: 8-7, Away: 2-8, Neutral: 0-1

| Date | Site | Result | Opponent | TR | OR | Rec |
|------|------|--------|--------------------|-----|----|-----|
| D1 | a L | 55-67 | Southern Methodist | | | 0-1 |
| D2 | a L | 80-84 | Rice | | | 0-2 |
| D6 | h W | 72-56 | William & Mary | | | 1-2 |
| D9 | h L | 67-70 | Georgia | | | 1-3 |
| D20 | h W | 57-44 | Baylor | | | 2-3 |
| D21 | h W | 58-57 | Missouri | | | 3-3 |
| D29 | a1 W | 72-65 | Furman | | | 4-3 |
| D30 | n1 L | 42-72 | Arkansas | | | 4-4 |
| J2 | h L | 62-64 | Navy (ot) | | | 4-5 |
| J6 | a L | 70-89 | Kentucky | 3/5 | | 4-6 |
| J11 | h W | 68-62 | Georgia | | | 5-6 |

ALL-TIME SCORES

| | | | | | | |
|-----|---|---|-------|-------------------|------------|------|
| F16 | h | L | 73-78 | Louisville..... | 10/9..... | 18-4 |
| F19 | a | W | 72-60 | Tennessee..... | nr/10..... | 19-4 |
| F23 | h | W | 66-58 | Georgia (ot)..... | nr/10..... | 20-4 |
| F25 | h | W | 89-69 | Florida..... | nr/10..... | 21-4 |
| M2 | a | L | 74-75 | Vanderbilt..... | 10/12..... | 21-5 |

n1-Gator Bowl Tournament (Jacksonville, Fla.)

1963-64 (17-9, SEC 9-5)

Home: 14-0, Away: 3-8, Neutral: 0-1

SEC Runner-up

| Date | Site | Result | Opponent..... | TR..... | OR..... | Rec |
|------|------|--------|---------------|-------------------------|------------|------|
| D2 | h | W | 73-65 | Georgia..... | | 1-0 |
| D4 | h | W | 92-69 | Furman..... | | 2-0 |
| D16 | a | L | 79-84 | Rice (ot)..... | | 2-1 |
| D17 | a | L | 75-97 | Southern Methodist..... | | 2-2 |
| D21 | h | W | 96-71 | Georgetown..... | | 3-2 |
| D27 | n1 | W | 84-83 | Marquette..... | | 4-2 |
| D28 | n1 | L | 84-104 | Wisconsin..... | | 4-3 |
| D31 | h | W | 88-73 | Navy..... | | 5-3 |
| J4 | h | W | 76-67 | Kentucky..... | 1/1..... | 6-3 |
| J8 | h | W | 87-73 | South Carolina..... | | 7-3 |
| J11 | h | W | 69-54 | Mississippi..... | | 8-3 |
| J13 | h | W | 59-45 | Mississippi State..... | | 9-3 |
| J18 | a | L | 59-68 | Louisville..... | | 9-4 |
| J21 | h | W | 71-55 | Georgia..... | | 10-4 |
| J25 | a | L | 62-79 | Kentucky..... | 5/4..... | 10-5 |
| J27 | a | L | 63-83 | Tennessee..... | | 10-6 |
| F1 | a | W | 93-81 | Alabama..... | | 11-6 |
| F3 | a | W | 62-57 | Auburn..... | | 12-6 |
| F7 | h | W | 51-49 | Louisiana State..... | | 13-6 |
| F8 | h | W | 92-68 | Tulane..... | | 14-6 |
| F12 | h | W | 75-71 | Vanderbilt (ot)..... | 7/7..... | 15-6 |
| F15 | h | W | 77-73 | Florida State (ot)..... | | 16-6 |
| F18 | h | W | 47-45 | Tennessee..... | nr/17..... | 17-6 |
| F22 | a | L | 68-81 | Georgia..... | | 17-7 |
| F24 | a | L | 73-92 | Florida..... | | 17-8 |
| F29 | a | L | 89-103 | Vanderbilt..... | nr/13..... | 17-9 |

n1-Milwaukee Classic, Milwaukee, Wis.

GEORGIA TECH LEAVES SOUTHEASTERN CONFERENCE

1964-65 (14-11)

Home: 10-3, Away: 4-6, Neutral: 0-2

| Date | Site | Result | Opponent..... | TR..... | OR..... | Rec |
|------|------|--------|---------------|-------------------------|------------|-------|
| D1 | h | L | 52-60 | Auburn..... | | 0-1 |
| D3 | h | W | 83-75 | Southern Methodist..... | | 1-1 |
| D5 | h | W | 71-56 | Rice..... | | 2-1 |
| D7 | h | L | 52-66 | Tennessee..... | | 2-2 |
| D9 | a | W | 83-65 | Mississippi State..... | | 3-2 |
| D19 | a | L | 66-79 | Georgia..... | | 3-3 |
| D21 | h | W | 91-73 | William & Mary..... | | 4-3 |
| D29 | n1 | L | 71-77 | Louisville..... | | 4-4 |
| D30 | n1 | L | 90-95 | Texas Tech..... | | 4-5 |
| J2 | a | L | 68-73 | Ohio State..... | | 4-6 |
| J6 | h | W | 84-71 | Sewanee..... | | 5-6 |
| J9 | a | W | 96-85 | Furman..... | | 6-6 |
| J12 | h | L | 78-97 | Wake Forest..... | | 6-7 |
| J16 | a | W | 66-63 | Louisville..... | | 7-7 |
| J18 | h | W | 82-71 | VMi..... | | 8-7 |
| J20 | a | L | 65-72 | Florida State..... | | 8-8 |
| J23 | a | L | 48-55 | Tennessee..... | nr/13..... | 8-9 |
| J25 | h | W | 75-73 | Mississippi State..... | | 9-9 |
| J29 | h | W | 93-83 | Arkansas..... | | 10-9 |
| F3 | h | W | 93-78 | Clemson..... | | 11-9 |
| F5 | h | L | 69-82 | Phillips Oilers..... | exh | |
| F9 | h | W | 73-62 | Georgia..... | | 12-9 |
| F13 | a | L | 68-97 | NC State..... | nr/18..... | 12-10 |
| F15 | h | W | 77-76 | Florida State..... | | 13-10 |
| F20 | a | L | 66-91 | Georgia..... | | 13-11 |
| F26 | a | W | 59-54 | Auburn..... | | 14-11 |

n1-Sugar Bowl Tournament, New Orleans, La.

1965-66 (13-13)

Home: 10-4, Away: 2-8, Neutral: 1-1

| Date | Site | Result | Opponent..... | TR..... | OR..... | Rec |
|------|------|--------|---------------|-------------------------|------------|-----|
| D1 | h | W | 112-87 | Texas Christian..... | | 1-0 |
| D4 | a | L | 73-83 | Southern Methodist..... | | 1-1 |
| D6 | a | W | 96-87 | Rice..... | | 2-1 |
| D9 | h | L | 65-76 | Georgia..... | | 2-2 |
| D18 | h | L | 74-79 | Auburn..... | | 2-3 |
| D20 | h | L | 69-93 | NC State..... | nr/19..... | 2-4 |
| D22 | h | W | 92-73 | William & Mary..... | | 3-4 |
| D27 | n1 | L | 48-54 | Louisville..... | | 3-5 |
| D28 | n1 | W | 83-40 | Boston University..... | | 4-5 |
| J4 | h | W | 89-77 | Pittsburgh..... | | 5-5 |
| J6 | h | W | 87-72 | Clemson..... | | 6-5 |
| J8 | a | L | 80-96 | Wake Forest..... | | 6-6 |
| J15 | h | W | 86-73 | VMi..... | | 7-6 |
| J19 | h | W | 89-56 | Georgia..... | | 8-6 |
| J22 | a | L | 48-83 | Tennessee..... | nr/20..... | 8-7 |
| J28 | h | W | 88-75 | Arkansas..... | | 9-7 |
| J31 | a | L | 66-71 | Florida State..... | | 9-8 |

| | | | | | | |
|-----|---|---|--------|--------------------|--|-------|
| F5 | a | W | 75-61 | Notre Dame..... | | 10-8 |
| F8 | h | W | 110-68 | Furman..... | | 11-8 |
| F12 | a | L | 93-102 | NC State..... | | 11-9 |
| F14 | h | W | 95-88 | Florida State..... | | 12-9 |
| F17 | h | W | 99-85 | Tulane..... | | 13-9 |
| F19 | a | L | 73-90 | Auburn..... | | 13-10 |
| F22 | a | L | 90-106 | Clemson..... | | 13-11 |
| F26 | a | L | 61-67 | Georgia..... | | 13-12 |
| F28 | h | L | 47-58 | Tennessee..... | | 13-13 |

n1-Hurricane Classic, Miami, Fla.

1966-67 (17-9)

Home: 12-2, Away: 4-6, Neutral: 1-1

| Date | Site | Result | Opponent..... | TR..... | OR..... | Rec |
|------|------|--------|---------------|-------------------------|------------|------|
| D1 | h | W | 87-70 | Southern Methodist..... | | 1-0 |
| D3 | h | W | 87-61 | Rice..... | | 2-0 |
| D7 | a | L | 87-89 | Georgia..... | | 2-1 |
| D19 | h | W | 93-75 | Brown..... | | 3-1 |
| D21 | h | W | 78-76 | Auburn (ot)..... | | 4-1 |
| D28 | n1 | W | 101-70 | Michigan..... | | 5-1 |
| D29 | a1 | L | 72-91 | UCLA..... | 1/1..... | 5-2 |
| D30 | n1 | L | 71-83 | Illinois..... | | 5-3 |
| J5 | h | L | 55-76 | Clemson..... | | 5-4 |
| J7 | h | L | 91-99 | Tulane..... | | 5-5 |
| J10 | a | L | 68-69 | Furman (ot)..... | | 5-6 |
| J14 | h | W | 102-85 | NC State..... | | 6-6 |
| J16 | h | W | 84-73 | Ohio State..... | | 7-6 |
| J21 | h | W | 79-53 | Georgia..... | | 8-6 |
| J24 | a | W | 88-77 | Clemson..... | | 9-6 |
| J28 | a | W | 75-68 | Florida State..... | | 10-6 |
| J30 | h | W | 91-57 | Mercer..... | | 11-6 |
| F1 | a | L | 48-59 | Tennessee..... | nr/13..... | 11-7 |
| F4 | h | W | 102-87 | Notre Dame..... | | 12-7 |
| F6 | a | W | 81-71 | Jacksonville..... | | 13-7 |
| F11 | h | W | 82-80 | North Carolina..... | 2/2..... | 14-7 |
| F15 | a | W | 87-79 | Georgia..... | | 15-7 |
| F18 | a | L | 71-74 | Tulane..... | | 15-8 |
| F22 | a | L | 61-65 | NC State..... | | 15-9 |
| F25 | h | W | 102-84 | Florida State..... | | 16-9 |
| F27 | h | W | 90-84 | Miami, Fla..... | | 17-9 |

n1, a1-Bruin Classic (Pauley Pavilion, Los Angeles, Calif.)

1967-68 (12-13)

Home: 9-4, Away: 3-6, Neutral: 0-3

| Date | Site | Result | Opponent..... | TR..... | OR..... | Rec |
|------|------|--------|---------------|-------------------------|------------|-------|
| D2 | a | W | 84-70 | Rice..... | | 1-0 |
| D4 | a | W | 77-74 | Southern Methodist..... | | 2-0 |
| D7 | h | W | 86-78 | Georgia..... | | 3-0 |
| D16 | h | L | 52-63 | Auburn..... | | 3-1 |
| D21 | h | W | 70-67 | Texas Christian..... | | 4-1 |
| D28 | n1 | L | 54-65 | Illinois..... | | 4-2 |
| D30 | n1 | L | 71-96 | Loyola-Chicago..... | | 4-3 |
| J2 | h | L | 78-79 | Yale..... | | 4-4 |
| J6 | h | W | 100-81 | Tulane..... | | 5-4 |
| J8 | a | L | 53-63 | Jacksonville..... | | 5-5 |
| J17 | h | W | 68-61 | Furman..... | | 6-5 |
| J20 | h | L | 57-73 | Florida State..... | | 6-6 |
| J22 | a | L | 55-66 | Ohio State..... | | 6-7 |
| J27 | n2 | L | 54-82 | North Carolina..... | 3/3..... | 6-8 |
| J30 | h | W | 90-70 | VMi..... | | 7-8 |
| F1 | h | W | 99-64 | Clemson..... | | 8-8 |
| F7 | a | L | 75-79 | West Virginia..... | | 8-9 |
| F10 | h | W | 97-67 | Wofford..... | | 9-9 |
| F12 | h | W | 97-77 | Jacksonville..... | | 10-9 |
| F15 | a | L | 76-89 | Georgia..... | | 10-10 |
| F17 | h | W | 60-55 | Army..... | | 11-10 |
| F20 | h | L | 69-71 | Tennessee (2ot)..... | nr/11..... | 11-11 |
| F24 | a | L | 67-72 | Florida State..... | | 11-12 |
| F28 | a | W | 80-51 | Clemson..... | | 12-12 |
| M2 | a | L | 77-88 | Tulane..... | | 12-13 |

n1-Chicago Classic (Chicago, Ill.); n2-Charlotte (N.C.) Coliseum

1968-69 (12-13)

Home: 8-4, Away: 3-8, Neutral: 1-1

| Date | Site | Result | Opponent..... | TR..... | OR..... | Rec |
|------|------|--------|---------------|-------------------------|------------|-----|
| N30 | a | L | 72-76 | Clemson..... | | 0-1 |
| D3 | h | W | 87-59 | Southern Methodist..... | | 1-1 |
| D5 | a | L | 74-84 | Georgia..... | | 1-2 |
| D17 | a | L | 59-72 | Tennessee..... | | 1-3 |
| D20 | a1 | L | 71-75 | UTEP..... | | 1-4 |
| D21 | n1 | L | 57-59 | Oklahoma City..... | | 1-5 |
| J2 | h | W | 98-77 | Tampa..... | | 2-5 |
| J6 | h | L | 62-71 | Jacksonville..... | | 2-6 |
| J8 | h | W | 72-66 | Clemson..... | | 3-6 |
| J14 | h | L | 70-101 | North Carolina..... | 2/2..... | 3-7 |
| J18 | a | W | 67-59 | Mercer..... | | 4-7 |
| J20 | h | L | 66-73 | Ohio State..... | 13/nr..... | 4-8 |
| J23 | h | W | 75-56 | Rice..... | | 5-8 |

| | | | | | | |
|-----|----|---|-------|--------------------|------------|-------|
| J25 | h | W | 85-59 | Hawaii..... | | 6-8 |
| J28 | a | W | 72-63 | Furman..... | | 7-8 |
| J30 | a | L | 52-71 | Notre Dame..... | nr/16..... | 7-9 |
| F5 | n2 | W | 87-74 | VMi..... | | 8-9 |
| F8 | a | L | 67-73 | Jacksonville..... | | 8-10 |
| F10 | h | W | 88-67 | Air Force..... | | 9-10 |
| F13 | h | W | 73-66 | Georgia..... | | 10-10 |
| F15 | h | W | 90-79 | Tulane..... | | 11-10 |
| F18 | a | W | 84-76 | Florida State..... | | 12-10 |
| F22 | h | L | 80-98 | Florida State..... | | 12-11 |
| F24 | a | L | 85-87 | Auburn..... | | 12-12 |
| M1 | a | L | 77-80 | Tulane..... | | 12-13 |

n1, a1-Sun Bowl Tournament (El Paso, Texas); n2 - Salem, Va.

1969-70 (17-10)

Home: 10-2, Away: 4-6, Neutral: 3-2

| Date | Site | Result | Opponent..... | TR..... | OR..... | Rec |
|------|------|--------|---------------|-------------------------|------------|-------|
| D1 | h | W | 72-49 | Virginia..... | | 1-0 |
| D3 | h | W | 92-80 | Georgia..... | | 2-0 |
| D6 | h | W | 68-54 | Oklahoma City..... | | 3-0 |
| D9 | a | W | 87-57 | Rice..... | | 4-0 |
| D10 | a | L | 66-77 | Southern Methodist..... | | 4-1 |
| D22 | h | W | 97-76 | Samford..... | | 5-1 |
| D27 | a1 | L | 90-121 | UCLA..... | 2/2..... | 5-2 |
| D29 | n1 | L | 65-87 | Indiana..... | | 5-3 |
| J5 | h | W | 100-71 | Southern Illinois..... | | 6-3 |
| J7 | h | W | 96-84 | Clemson..... | | 7-3 |
| J10 | h | W | 78-72 | Tulane..... | | 8-3 |
| J15 | h | W | 88-61 | Furman..... | | 9-3 |
| J17 | h | W | 86-74 | Auburn..... | | 10-3 |
| J19 | a | L | 78-88 | Clemson..... | | 10-4 |
| J24 | h | L | 83-89 | Florida State..... | 18/nr..... | 10-5 |
| J26 | a | L | 71-74 | Ohio State..... | | 10-6 |
| J31 | a | W | 51-48 | Air Force..... | | 11-6 |
| F4 | a | L | 69-74 | Georgia..... | | 11-7 |
| F9 | a | W | 92-62 | Pittsburgh..... | | 12-7 |
| F13 | n2 | W | 89-77 | NC State..... | 5/6..... | 13-7 |
| F14 | n2 | W | 104-95 | North Carolina..... | 10/8..... | 14-7 |
| F17 | h | W | 101-62 | Georgia State..... | | 15-7 |
| F21 | a | L | 80-97 | Florida State..... | 8/11..... | 15-8 |
| F23 | a | W | 86-76 | Tulane..... | | 16-8 |
| F26 | h | L | 81-86 | Jacksonville..... | 6/6..... | 16-9 |
| M13 | n3 | W | 78-68 | Duquesne..... | | 17-9 |
| M16 | n3 | L | 55-56 | St. John's..... | | 17-10 |

n1, a1-Bruin Classic (Pauley Pavilion, Los Angeles, Calif.); n2-North-South Doubleheader (Charlotte Coliseum, Charlotte, N.C.); n3-National Invitation Tournament (Madison Square Garden, New York, N.Y.)

1970-71 (23-9)

Home: 11-2, Away: 7-4, Neutral: 5-3

NIT Runner-up

| Date | Site | Result | Opponent..... | TR..... | OR..... | Rec |
|------|------|--------|---------------|-------------------------|---------|-----|
| D2 | h | W | 91-77 | Southern Methodist..... | | 1-0 |
| D4 | a | W | 97-88 | Georgia..... | | 2-0 |
| D5 | a | W | 74-73 | Oklahoma City..... | | 3-0 |
| D19 | a1 | W | 87-76 | Auburn..... | | 4-0 |
| D22 | h | W | 72-58 | UNC Charlotte..... | | 5-0 |
| D28 | n1 | W | 69-58 | Florida..... | | 6-0 |

ALL-TIME SCORES

1971-72 (6-20)

Home: 6-5, Away: 0-11, Neutral: 0-4

| Date | Site | Result | Opponent | TR | OR | Rec |
|------|------|--------|----------|--------------------|-------|------|
| D1 | h | L | 55-63 | Ohio State | 4/4 | 0-1 |
| D11 | h | L | 62-76 | Auburn | | 0-2 |
| D18 | a | L | 70-93 | SMU | | 0-3 |
| D20 | h | W | 83-71 | William & Mary | | 1-3 |
| D22 | h | W | 108-91 | Furman | | 2-3 |
| D29 | n1 | L | 66-91 | Davidson | | 2-4 |
| D30 | n1 | L | 64-91 | Rutgers | | 2-5 |
| J5 | h | L | 57-66 | Clemson | | 2-6 |
| J8 | h | L | 85-90 | Alabama | | 2-7 |
| J12 | a | L | 74-87 | Rice | | 2-8 |
| J17 | h | W | 82-62 | Notre Dame | | 3-8 |
| J20 | h | W | 94-78 | Tulane | | 4-8 |
| J22 | h | L | 69-71 | Florida State | | 4-9 |
| J25 | a | L | 68-99 | Alabama | | 4-10 |
| J29 | a | L | 70-83 | Clemson | | 4-11 |
| F2 | h | W | 82-78 | Georgia | | 5-11 |
| F5 | a | L | 53-75 | Air Force | | 5-12 |
| F7 | a | L | 65-93 | Kansas | | 5-13 |
| F11 | n2 | L | 70-87 | NC State | | 5-14 |
| F12 | n2 | L | 73-118 | North Carolina | 3/3 | 5-15 |
| F15 | a | L | 77-91 | Auburn | | 5-16 |
| F19 | a | L | 50-108 | Florida State | 14/11 | 5-17 |
| F23 | a | L | 66-87 | North Carolina | 5/3 | 5-18 |
| F26 | h | W | 80-74 | Randolph-Macon | | 6-18 |
| F28 | a | L | 74-78 | Tulane | | 6-19 |
| M2 | h | W | 88-87 | Athletes In Action | | exh |
| M7 | a | L | 78-93 | Georgia | | 6-20 |

n1-Charlotte Invitational (Charlotte Coliseum, Charlotte, N.C.); n2-North-South Doubleheader (Charlotte Coliseum, Charlotte, N.C.)

1972-73 (7-18)

Home: 6-7, Away: 1-8, Neutral: 0-3

| Date | Site | Result | Opponent | TR | OR | Rec |
|------|------|--------|----------|----------------|-------|------|
| N25 | h | W | 90-83 | Auburn | | 1-0 |
| N28 | a | L | 77-86 | Clemson | | 1-1 |
| D11 | a | L | 73-89 | Alabama | | 1-2 |
| D16 | a | L | 69-78 | Florida | | 1-3 |
| D18 | a | L | 60-63 | William & Mary | | 1-4 |
| D22 | h | L | 68-69 | Tulane | | 1-5 |
| D29 | a1 | L | 55-90 | Maryland | 2/4 | 1-6 |
| D30 | n1 | L | 87-102 | Bowling Green | | 1-7 |
| J6 | h | W | 85-82 | Hawaii (ot) | | 2-7 |
| J8 | h | W | 69-65 | Rice | | 3-7 |
| J15 | h | L | 79-85 | Ohio State | | 3-8 |
| J22 | h | L | 83-89 | Alabama | 11/16 | 3-9 |
| J27 | h | W | 88-86 | Duke | | 4-9 |
| J31 | a | L | 78-87 | Georgia | | 4-10 |
| F3 | h | L | 57-74 | Clemson | | 4-11 |
| F5 | h | L | 85-87 | Florida (ot) | | 4-12 |
| F9 | n2 | L | 72-107 | North Carolina | 6/6 | 4-13 |
| F10 | n2 | L | 94-118 | NC State | 2/2 | 4-14 |
| F17 | h | L | 70-81 | Stetson | | 4-15 |
| F19 | h | W | 81-66 | UNC Charlotte | | 5-15 |
| F26 | a | L | 69-79 | Auburn | | 5-16 |
| F28 | h | L | 82-102 | Oklahoma City | | 5-17 |
| M2 | a | W | 87-83 | Tulane | | 6-17 |
| M6 | h | W | 77-67 | Georgia | | 7-17 |
| M10 | a | L | 73-77 | Georgia State | | 7-18 |

n1, a1-Maryland Invitational (Cole Field House, College Park, Md.); n2-North-South Doubleheader (Charlotte Coliseum, Charlotte, N.C.)

Dwane Morrison

South Carolina '54

Record: 91-122 (.427)

1974-1981 (8 seasons)



1973-74 (5-21)

Home: 4-10, Away: 1-7, Neutral: 0-4

| Date | Site | Result | Opponent | TR | OR | Rec |
|------|------|--------|----------|----------------------|-------|------|
| N30 | h | L | 64-88 | Alabama | 18/na | 0-1 |
| D13 | h | L | 86-88 | Auburn | | 0-2 |
| D15 | a | L | 61-63 | Clemson | | 0-3 |
| D18 | h | L | 77-85 | Mississippi State | | 0-4 |
| D27 | n1 | L | 80-108 | Baylor | | 0-5 |
| D28 | n1 | L | 95-101 | Yale | | 0-6 |
| J4 | h | L | 68-70 | Florida | | 0-7 |
| J2 | h | W | 73-69 | Wisconsin-LaCrosse | | 1-7 |
| J7 | a | L | 71-89 | Ohio State | | 1-8 |
| J10 | h | W | 70-62 | St. Bernard | | 2-8 |
| J12 | h | W | 82-76 | Newberry | | 3-8 |
| J16 | h | L | 66-75 | Georgia | | 3-9 |
| J19 | a | L | 90-96 | Tulane | | 3-10 |
| J23 | a | L | 74-79 | Alabama | 9/10 | 3-11 |
| J28 | h | L | 85-102 | Mercer | | 3-12 |
| J31 | h | L | 86-98 | Southern Mississippi | | 3-13 |

| | | | | | | |
|-----|----|---|--------|----------------|-------|------|
| F2 | h | W | 73-61 | Georgia State | | 4-13 |
| F8 | n2 | L | 54-98 | NC State | 2/2 | 4-14 |
| F9 | n2 | L | 70-108 | North Carolina | 4/4 | 4-15 |
| F13 | h | L | 73-82 | South Carolina | 14/14 | 4-16 |
| F16 | a | L | 60-70 | Duke | | 4-17 |
| F20 | h | L | 70-71 | Tulane | | 4-18 |
| F23 | a | L | 71-94 | Oklahoma City | | 4-19 |
| F27 | a | L | 70-92 | Auburn | | 4-20 |
| M2 | h | L | 58-71 | Clemson | | 4-21 |
| M7 | a | W | 97-95 | Georgia (ot) | | 5-21 |

n1-Old Dominion Invitational (The Scope, Norfolk, Va.); n2-North-South Doubleheader (Charlotte Coliseum, Charlotte, N.C.)

1974-75 (11-15)

Home: 8-5, Away: 2-8, Neutral: 1-2

| Date | Site | Result | Opponent | TR | OR | Rec |
|------|------|--------|----------|-----------------------|-------|-------|
| N29 | a | L | 67-86 | Georgia | | 0-1 |
| D9 | a | L | 76-91 | Alabama | 11/na | 0-2 |
| D13 | h | W | 80-74 | Georgia State | | 1-2 |
| D17 | a | L | 86-94 | Southern Mississippi | | 1-3 |
| D19 | a | W | 64-61 | Mississippi State | | 2-3 |
| D23 | a | L | 67-75 | Ohio State | | 2-4 |
| D27 | a1 | L | 67-105 | Maryland | 5/7 | 2-5 |
| D28 | n1 | W | 70-61 | St. Bonaventure (ot) | | 3-5 |
| J2 | a | L | 69-90 | Florida | | 3-6 |
| J4 | a | W | 70-68 | Mercer | | 4-6 |
| J10 | h | W | 73-72 | Boston University | | 5-6 |
| J15 | h | L | 75-87 | Auburn | | 5-7 |
| J17 | h | W | 75-74 | Wofford | | 6-7 |
| J22 | h | L | 80-97 | Alabama | 6/6 | 6-8 |
| J24 | h | W | 89-84 | Presbyterian (ot) | | 7-8 |
| J28 | h | L | 73-80 | Pan American | | 7-9 |
| J31 | h | W | 91-80 | Mercer | | 8-9 |
| F3 | h | W | 78-75 | Samford (ot) | | 9-9 |
| F7 | n2 | L | 66-101 | NC State | 6/6 | 9-10 |
| F8 | n2 | L | 81-111 | North Carolina | 12/11 | 9-11 |
| F11 | h | W | 89-82 | College of Charleston | | 10-11 |
| F19 | h | L | 69-85 | Clemson | 16/nr | 10-12 |
| F22 | a | L | 86-107 | Duke | | 10-13 |
| F24 | h | W | 74-69 | Tulane | | 11-13 |
| M1 | a | L | 47-58 | South Carolina | | 11-14 |
| M5 | h | L | 73-77 | Georgia | | 11-15 |

n1, a1-Maryland Invitational (Cole Field House, College Park, Md.); n2-North-South Doubleheader (Charlotte Coliseum, Charlotte, N.C.)

GEORGIA TECH ENTERS METRO CONFERENCE

1975-76 (13-14, Metro 0-1)

Home: 9-4, Away: 0-6, Neutral: 4-4

| Date | Site | Result | Opponent | TR | OR | Rec |
|------|------|--------|----------|-----------------------|-------|-------|
| N28 | h | W | 59-57 | Georgia | | 1-0 |
| D8 | a | L | 53-68 | VMU | | 1-1 |
| D10 | a | L | 65-93 | Maryland | 2/3 | 1-2 |
| D16 | h | W | 85-60 | Davidson | | 2-2 |
| D19 | a1 | L | 64-66 | Kentucky | 20/nr | 2-3 |
| D20 | n1 | L | 70-85 | Arizona State | 19/18 | 2-4 |
| D29 | a2 | W | 98-81 | Furman | | 3-4 |
| D30 | n2 | L | 87-94 | Rutgers | 14/16 | 3-5 |
| J3 | n3 | W | 72-68 | Davidson | | 4-5 |
| J6 | a | L | 63-69 | Georgia | | 4-6 |
| J9 | h | L | 71-91 | Duke | | 4-7 |
| J13 | h | W | 79-54 | East Tennessee State | | 5-7 |
| J17 | a | L | 58-59 | Tulane | | 5-8 |
| J21 | h | L | 62-69 | Georgia State | | 5-9 |
| J24 | h | W | 71-61 | Newberry | | 6-9 |
| J26 | h | L | 44-55 | Marquette | 3/2 | 6-10 |
| J29 | h | W | 87-61 | Presbyterian | | 7-10 |
| F2 | h | W | 66-56 | VMU | | 8-10 |
| F6 | n4 | L | 74-79 | North Carolina | 4/3 | 8-11 |
| F7 | n4 | W | 78-67 | NC State | 10/10 | 9-11 |
| F11 | a | L | 51-72 | Auburn | | 9-12 |
| F19 | h | W | 65-60 | Southern Mississippi | | 10-12 |
| F21 | h | W | 58-56 | The Citadel | | 11-12 |
| F23 | h | L | 55-63 | South Carolina | | 11-13 |
| F28 | h | W | 91-52 | College of Charleston | | 12-13 |
| M4 | n5 | W | 74-68 | Tulane | | 13-13 |
| M5 | n5 | L | 60-71 | Cincinnati | 13/18 | 13-14 |

n1, a1-Kentucky Invitational (Memorial Coliseum, Lexington, Ky.); n2, a2-Poinsettia Tournament (Greenville, S.C.); n3-Charlotte Coliseum, Charlotte, N.C.; n4-North-South Doubleheader (Charlotte Coliseum, Charlotte, N.C.); n5-Metro Tournament (Freedom Hall, Louisville, Ky.)

1976-77 (18-10, Metro 3-3)

Home: 12-1, Away: 3-5, Neutral: 3-4

| Date | Site | Result | Opponent | TR | OR | Rec |
|------|------|--------|----------|------------------|----|-----|
| N26 | a | W | 64-43 | Georgia | | 1-0 |
| D10 | n1 | L | 72-88 | Idaho State | | 1-1 |
| D11 | n1 | W | 80-79 | Columbia | | 2-1 |
| D13 | h | W | 74-72 | St. Francis, Pa. | | 3-1 |
| D15 | h | W | 59-44 | Davidson | | 4-1 |

| | | | | | | |
|-----|----|---|-------|-----------------------|-------|-------|
| D18 | h | W | 62-54 | East Tennessee State | | 5-1 |
| D22 | a | L | 57-64 | Tulane | | 5-2 |
| J3 | a | L | 45-63 | Marquette | 12/14 | 5-3 |
| J5 | h | W | 97-76 | College of Charleston | | 6-3 |
| J8 | a | L | 69-98 | Clemson | 16/15 | 6-4 |
| J10 | h | W | 74-54 | Georgia State | | 7-4 |
| J14 | h | W | 71-59 | St. Louis | | 8-4 |
| J17 | h | W | 89-82 | Memphis State | 18/nr | 9-4 |
| J22 | a | W | 63-59 | The Citadel | | 10-4 |
| J27 | h | L | 51-60 | Georgia | | 10-5 |
| J29 | h | W | 89-62 | Tulane | | 11-5 |
| J31 | h | W | 81-37 | Wofford | | 12-5 |
| F4 | n2 | L | 74-97 | North Carolina | 13/12 | 12-6 |
| F5 | n2 | L | 71-81 | NC State | | 12-7 |
| F9 | h | W | 82-63 | Presbyterian | | 13-7 |
| F12 | a | L | 73-84 | Cincinnati | 12/11 | 13-8 |
| F15 | h | W | 90-64 | The Citadel | | 14-8 |
| F19 | a | W | 47-45 | South Carolina | | 15-8 |
| F21 | h | W | 63-57 | UNC-Wilmington | | 16-8 |
| F25 | a | L | 80-91 | Louisville | 10/10 | 16-9 |
| M3 | n3 | W | 72-67 | Florida State | | 17-9 |
| M4 | n3 | W | 56-55 | Louisville | 10/9 | 18-9 |
| M5 | n3 | L | 61-74 | Cincinnati | 14/20 | 18-10 |

n1-Marshall Invitational (Huntington, W.Va.); n2-North-South Doubleheader (Charlotte Coliseum, Charlotte, N.C.); n3-Metro Tournament (Memphis, Tenn.)

1977-78 (15-12, Metro 6-6)

Home: 10-3, Away: 2-8, Neutral: 3-1

| Date | Site | Result | Opponent | TR | OR | Rec |
|------|------|--------|----------|----------------------|-------|-------|
| N25 | h | W | 75-58 | Georgia | | 1-0 |
| N28 | h | W | 77-67 | UNC-Wilmington | | 2-0 |
| N30 | h | W | 84-69 | Troy State | | 3-0 |
| D3 | h | W | 82-55 | Georgia State | | 4-0 |
| D13 | h | W | 94-54 | DePaul | | 5-0 |
| D16 | n1 | W | 64-57 | Oregon | | 6-0 |
| D17 | a1 | L | 63-65 | Dayton | | 6-1 |
| D21 | a | L | 78-79 | Davidson | | 6-2 |
| D28 | n2 | W | 73-67 | St. John's | | 7-2 |
| D29 | a2 | L | 63-65 | Maryland | 14/14 | 7-3 |
| J2 | h | W | 59-56 | Cincinnati | 11/11 | 8-3 |
| J9 | h | W | 94-65 | Southern Mississippi | | 9-3 |
| J11 | a | L | 64-68 | Georgia | | 9-4 |
| J14 | a | L | 84-90 | Louisville | 9/8 | 9-5 |
| J16 | a | W | 75-70 | Tulane | | 10-5 |
| J21 | a | W | 92-79 | St. Louis | | 11-5 |
| J24 | h | L | 62-65 | Memphis State | | 11-6 |
| J28 | h | W | 57-49 | St. Louis | | 12-6 |
| F1 | h | L | 72-77 | Auburn | | 12-7 |
| F9 | a | L | 67-75 | Cincinnati | | 12-8 |
| F11 | h | W | 63-58 | Tulane | | 13-8 |
| F14 | h | W | 69-59 | Louisville | | 14-8 |
| F18 | a | L | 59-61 | Memphis State | | 14-9 |
| F21 | a | L | 72-78 | Florida State | 12/10 | 14-10 |
| F25 | h | L | 82-85 | Florida State | 12/10 | 14-11 |
| M2 | n3 | W | 39-38 | Cincinnati | nr/18 | 15-11 |
| M3 | n3 | L | 69-71 | Florida State | nr/18 | 15-12 |

n1, a1-Dayton Invitational (Dayton Arena, Dayton, Ohio); n2-Maryland Invitational (Cole Field House, College Park, Md.); n3-Metro Tournament (Riverfront

ALL-TIME SCORES

GEORGIA TECH ENTERS

ATLANTIC COAST CONFERENCE

1979-80 (8-18, ACC 1-13/8th)

Home: 7-7, Away: 0-9, Neutral: 1-2

| Date | Site | Result | Opponent | TR | OR | Rec |
|------|------|--------|--------------------|-------|----|------|
| D1 | a L | 37-55 | Virginia | 13/13 | | 0-1 |
| D12 | h W | 68-53 | Presbyterian | | | 1-1 |
| D15 | a L | 59-66 | Georgia | | | 1-2 |
| D17 | h W | 84-64 | Wofford | | | 2-2 |
| D19 | a L | 60-70 | Maryland | | | 2-3 |
| D21 | n1 W | 83-59 | Alabama | | | 3-3 |
| D22 | n1 L | 62-67 | Virginia Tech | | | 3-4 |
| D29 | h L | 62-73 | NC State | | | 3-5 |
| J3 | h L | 74-83 | Maryland | | | 3-6 |
| J5 | h L | 48-56 | Clemson | | | 3-7 |
| J7 | a L | 42-55 | Duke | 1/1 | | 3-8 |
| J9 | h W | 70-60 | Western Carolina | | | 4-8 |
| J12 | h L | 49-64 | Troy State | | | 4-9 |
| J14 | a1 L | 53-54 | North Carolina | 15/15 | | 4-10 |
| J19 | a2 L | 37-40 | Boston College | | | 4-11 |
| J21 | h L | 49-56 | Duke | 5/5 | | 4-12 |
| J26 | h L | 59-67 | Wake Forest | | | 4-13 |
| J31 | a L | 52-76 | Clemson | 16/17 | | 4-14 |
| F2 | h W | 70-69 | Seton Hall | | | 5-14 |
| F6 | a L | 49-60 | NC State | | | 5-15 |
| F9 | h W | 62-61 | Virginia | 18/nr | | 6-15 |
| F11 | h L | 50-60 | North Carolina | 11/11 | | 6-16 |
| F16 | a L | 48-49 | Wake Forest | | | 6-17 |
| F18 | h W | 40-38 | Georgia | | | 7-17 |
| F21 | h W | 67-52 | West Virginia Tech | | | 8-17 |
| F28 | n2 L | 49-51 | Maryland (ot) | 7/7 | | 8-18 |

n1-Roanoke Times & World-News Holiday Classic (Roanoke (Va.) Civic Center; a1-Greensboro (N.C.) Coliseum; a2-Boston Garden, Boston, Mass.; n2-ACC Tournament (Greensboro [N.C.] Coliseum)

1980-81 (4-23, ACC 0-14/8th)

Home: 4-12, Away: 0-8, Neutral: 0-3

| Date | Site | Result | Opponent | TR | OR | Rec |
|------|------|--------|-------------------------|-------|----|------|
| N28 | h L | 77-88 | Western Carolina | | | 0-1 |
| D1 | h W | 87-59 | Flagler | | | 1-1 |
| D2 | h W | 45-42 | University of the South | | | 2-1 |
| D6 | h L | 38-55 | Georgia | | | 2-2 |
| D17 | h W | 64-61 | Presbyterian | | | 3-2 |
| D20 | h L | 44-49 | Wofford | | | 3-3 |
| D23 | h L | 55-66 | Maryland | 9/9 | | 3-4 |
| D26 | n1 L | 45-53 | Purdue | | | 3-5 |
| D27 | n1 L | 41-64 | Jacksonville | | | 3-6 |
| D30 | a L | 51-65 | Georgia | | | 3-7 |
| J3 | a L | 61-87 | Wake Forest | 8/8 | | 3-8 |
| J7 | h1 L | 54-65 | Clemson | 20/20 | | 3-9 |
| J10 | a L | 68-93 | NC State | | | 3-10 |
| J12 | h W | 77-70 | Newberry | | | 4-10 |
| J17 | h L | 48-85 | Virginia | 2/2 | | 4-11 |
| J21 | a L | 48-72 | Clemson | 19/nr | | 4-12 |
| J24 | a L | 60-100 | North Carolina | 17/18 | | 4-13 |
| J28 | h L | 55-70 | NC State | | | 4-14 |
| J31 | a L | 64-72 | Maryland | 14/13 | | 4-15 |
| F4 | h L | 68-82 | Duke | | | 4-16 |
| F7 | h L | 56-86 | Wake Forest | 8/8 | | 4-17 |
| F11 | h L | 50-54 | Troy State | | | 4-18 |
| F14 | h L | 51-74 | Baptist | | | 4-19 |
| F16 | a L | 42-83 | Virginia | 1/1 | | 4-20 |
| F21 | a L | 56-83 | Duke | | | 4-21 |
| F25 | h L | 51-76 | North Carolina | 11/10 | | 4-22 |
| M5 | n2 L | 47-76 | Virginia | 4/4 | | 4-23 |

h1-The Omni, Atlanta, Ga.; n1-Gator Bowl Tournament (Jacksonville, Fla.); n2-ACC Tournament (Capital Centre, Landover, Md.)

Bobby Cremins

South Carolina '70

Record: 354-237 (.599)

1982-2000 (19 seasons)



1981-82 (10-16, ACC 3-11/8th)

Home: 8-5, Away: 2-7, Neutral: 0-4

| Date | Site | Result | Opponent | TR | OR | Rec |
|------|------|--------|-------------------------|-------|----|-------|
| N30 | h W | 82-66 | Presbyterian | | | 1-0 |
| D2 | h W | 92-56 | University of the South | | | 2-0 |
| D4 | a L | 61-62 | Georgia | | | 2-1 |
| D16 | h W | 89-60 | West Chester State | | | 3-1 |
| D18 | n2 L | 44-73 | UTEP | | | 3-2 |
| D19 | n2 L | 57-59 | Oklahoma State | | | 3-3 |
| D23 | a W | 45-43 | Maryland | | | 4-3 |
| D28 | n1 L | 42-53 | Georgia | | | 4-4 |
| J2 | h L | 56-74 | Wake Forest | nr/20 | | 4-5 |
| J6 | h L | 57-62 | Clemson | | | 4-6 |
| J9 | h L | 49-55 | NC State | 15/15 | | 4-7 |
| J13 | h W | 79-71 | Flagler | | | 5-7 |
| J16 | a L | 60-79 | Virginia | 3/2 | | 5-8 |
| J20 | a L | 49-55 | Clemson | | | 5-9 |
| J23 | h1 L | 54-66 | North Carolina | 1/1 | | 5-10 |
| J26 | a L | 40-49 | NC State | 17/17 | | 5-11 |
| J30 | h W | 64-63 | Maryland | | | 6-11 |
| F3 | a L | 46-47 | Duke | | | 6-12 |
| F6 | a1 L | 38-53 | Wake Forest | 13/16 | | 6-13 |
| F10 | h W | 79-54 | Francis Marion | | | 7-13 |
| F13 | a W | 74-73 | Georgia Southern | | | 8-13 |
| F15 | h L | 52-56 | Virginia | 1/1 | | 8-14 |
| F20 | h W | 87-78 | Duke | | | 9-14 |
| F24 | a L | 54-77 | North Carolina | 2/2 | | 9-15 |
| F27 | h W | 74-73 | Georgia State | | | 10-15 |
| M4 | n3 L | 39-55 | North Carolina | 1/1 | | 10-16 |

h1, n1-The Omni, Atlanta, Ga.; n2-Sun Bowl Tournament (El Paso, Texas); a1-Greensboro (N.C.) Coliseum; n3-ACC Tournament (Greensboro [N.C.] Coliseum)

1982-83 (13-15, ACC 4-10/6th)

Home: 12-3, Away: 0-9, Neutral: 1-3

| Date | Site | Result | Opponent | TR | OR | Rec |
|------|------|--------|-------------------------|-------|----|-------|
| N29 | h W | 116-72 | Wofford | | | 1-0 |
| D2 | h W | 76-54 | St. Francis, N.Y. | | | 2-0 |
| D4 | n1 L | 67-82 | Georgia | | | 2-1 |
| D13 | h W | 85-41 | University of the South | | | 3-1 |
| D15 | h W | 90-85 | Alabama A&M | | | 4-1 |
| D18 | a L | 73-101 | Oklahoma | | | 4-2 |
| J4 | n2 L | 57-81 | Iona | | | 4-3 |
| J8 | a1 L | 53-60 | Wake Forest | | | 4-4 |
| J11 | h W | 71-66 | Clemson | | | 5-4 |
| J13 | h W | 106-78 | South Carolina State | | | 6-4 |
| J15 | a L | 61-81 | NC State | 19/19 | | 6-5 |
| J17 | h1 L | 52-66 | Virginia | 2/2 | | 6-6 |
| J19 | h W | 64-60 | Georgia State | | | 7-6 |
| J24 | a L | 56-58 | Clemson | | | 7-7 |
| J26 | h W | 88-76 | Francis Marion | | | 8-7 |
| J29 | a1 L | 65-72 | North Carolina | 3/3 | | 8-8 |
| F2 | h L | 64-74 | NC State | | | 8-9 |
| F5 | a L | 68-77 | Maryland | | | 8-10 |
| F9 | h W | 67-66 | Duke | | | 9-10 |
| F12 | h W | 70-69 | Wake Forest | | | 10-10 |
| F14 | a L | 69-92 | Virginia | 3/2 | | 10-11 |
| F16 | a L | 53-61 | South Carolina | | | 10-12 |
| F21 | h W | 83-72 | Appalachian State | | | 11-12 |
| F23 | h W | 70-60 | Maryland | | | 12-12 |
| F26 | a L | 81-106 | Duke | | | 12-13 |
| M2 | h1 L | 73-85 | North Carolina | 8/10 | | 12-14 |
| M11 | n3 W | 64-58 | Maryland | | | 13-14 |
| M12 | n3 L | 67-96 | Virginia | 2/2 | | 13-15 |

h1, n1-The Omni, Atlanta, Ga.; n2-Brendan Byrne Arena, East Rutherford, N.J.; n3-ACC Tournament (The Omni, Atlanta, Ga.); a1-Greensboro (N.C.) Coliseum

1983-84 (18-11, ACC 6-8/T-5th)

Home: 13-2, Away: 1-7, Neutral: 4-2

National Invitation Tournament

| Date | Site | Result | Opponent | TR | OR | Rec |
|------|------|--------|----------------------|-------|----|-----|
| N21 | h W | 91-88 | Marathon Oil | | | exh |
| N28 | h W | 95-75 | Alabama A&M | | | 1-0 |
| D2 | n1 L | 62-64 | Georgia | 13/na | | 1-1 |
| D12 | h W | 95-52 | Flagler | | | 2-1 |
| D16 | n2 W | 67-56 | Pepperdine | | | 3-1 |
| D17 | n2 W | 73-71 | Central Michigan | | | 4-1 |
| D28 | n3 W | 66-49 | Nebraska | | | 5-1 |
| D29 | n3 W | 57-54 | Alabama | | | 6-1 |
| J4 | h W | 78-61 | Appalachian State | | | 7-1 |
| J7 | h W | 68-66 | Wake Forest | 8/9 | | 8-1 |
| J9 | h W | 90-65 | South Carolina State | | | 9-1 |

| | | | | | | |
|-----|------|-------|------------------------|-------|-------|-------|
| J11 | a L | 69-79 | Clemson | | | 9-2 |
| J15 | h W | 56-47 | NC State | | | 10-2 |
| J16 | h W | 75-57 | Augusta | | | 11-2 |
| J19 | h W | 78-44 | Wofford | | | 12-2 |
| J23 | h W | 72-71 | Virginia (3ot) | | | 13-2 |
| J26 | h W | 59-52 | Clemson | | | 14-2 |
| J28 | a L | 61-73 | North Carolina | 1/1 | | 14-3 |
| J30 | h L | 68-69 | Duke | | | 14-4 |
| F2 | a L | 74-78 | Wake Forest (ot) | 18/nr | 15/15 | 14-5 |
| F4 | h W | 71-70 | Maryland (2ot) | 18/nr | 10/9 | 15-5 |
| F7 | a L | 59-91 | Virginia | 18/nr | | 15-6 |
| F12 | a L | 67-68 | NC State | 18/nr | | 15-7 |
| F16 | h W | 68-50 | South Carolina | | | 16-7 |
| F20 | h W | 70-61 | Maryland-Eastern Shore | | | 17-7 |
| F23 | a L | 74-79 | Maryland | | | 17-8 |
| F25 | a W | 58-56 | Duke | 14/19 | | 18-8 |
| F29 | h1 L | 56-69 | North Carolina | 1/1 | | 18-9 |
| M9 | n4 L | 63-67 | Duke | 16/nr | | 18-10 |
| M10 | a1 L | 74-77 | Virginia Tech | | | 18-11 |

n1, h1-The Omni, Atlanta, Ga.; n2-Casaba Club Classic (A.G. Spanos Center, Stockton, Calif.); n3-Cotton States Classic (The Omni, Atlanta, Ga.); n4-ACC Tournament (Greensboro [N.C.] Coliseum); a1-National Invitation Tournament (Cassell Coliseum, Blacksburg, Va.)

1984-85 (27-8, ACC 9-5/T-1st)

Home: 13-2, Away: 5-4, Neutral: 9-2

ACC Champions • NCAA East Finalist

| Date | Site | Result | Opponent | TR | OR | Rec |
|------|------|--------|------------------------|-------|-------|------|
| N17 | h W | 104-89 | Marathon Oil (ot) | | | exh |
| N24 | h W | 79-66 | Baptist | 18/nr | | 1-0 |
| N27 | h W | 74-58 | Tennessee-Chattanooga | 18/nr | | 2-0 |
| N30 | h W | 96-78 | Tennessee Tech | 18/nr | | 3-0 |
| D11 | n1 L | 59-60 | Georgia | 12/14 | | 3-1 |
| D15 | a W | 66-64 | NC State | 12/14 | 9/8 | 4-1 |
| D18 | h W | 81-43 | North Carolina A&T | 13/13 | | 5-1 |
| D21 | h W | 84-53 | Augusta | 13/13 | | 6-1 |
| D26 | n2 W | 72-52 | Arkansas | 10/13 | | 7-1 |
| D27 | n2 W | 65-58 | Washington | 10/13 | 11/12 | 8-1 |
| D28 | n2 W | 70-69 | Maryland | 10/13 | nr/20 | 9-1 |
| J3 | h W | 93-40 | Maryland-Eastern Shore | 8/7 | | 10-1 |
| J5 | a L | 54-68 | Wake Forest | 8/7 | | 10-2 |
| J8 | h L | 81-90 | Clemson | 9/10 | | 10-3 |
| J14 | a W | 86-68 | UNC Charlotte | 9/10 | | 11-3 |
| J17 | h W | 96-66 | Monmouth, N.J. | 17/15 | | 12-3 |
| J21 | h W | 49-46 | Virginia | 17/15 | | 13-3 |
| J23 | a W | 64-59 | Clemson | 16/17 | | 14-3 |
| J27 | a W | 66-62 | North Carolina | 16/17 | 8/9 | 15-3 |
| J30 | h L | 53-61 | NC State | 8/9 | | 15-4 |
| F2 | a W | 72-60 | Maryland | 8/9 | 17/17 | 16-4 |
| F6 | h W | 81-71 | Duke | 10/7 | 5/5 | 17-4 |
| F10 | h W | 94-75 | Wake Forest | 10/7 | | 18-4 |
| F16 | a L | 55-62 | Virginia | 6/5 | | 18-5 |
| F19 | h W | 48-43 | Maryland | 8/9 | nr/19 | 19-5 |
| F23 | a L | 62-67 | Duke | 8/9 | 6/5 | 19-6 |
| F27 | h1 W | 67-62 | North Carolina | 10/13 | 8/11 | 20-6 |
| M2 | h W | 64-54 | St. Louis | 10/13 | | 21-6 |
| M3 | a L | 80-87 | Oklahoma | 10/13 | 6/6 | 21-7 |
| M8 | n3 W | 55-48 | Virginia | 9/11 | | 22-7 |
| M9 | n3 W | 75-64 | Duke | 9/11 | 7/9 | 23-7 |
| M10 | n3 W | 57-54 | North Carolina | 9/11 | 6/7 | 24-7 |
| M15 | n4 W | 65-58 | Mercer | 6/6 | | 25-7 |
| M17 | n4 W | 70-53 | Syracuse | 6/6 | 15/15 | 26-7 |
| M21 | n5 W | 61-53 | Illinois | 6/6 | 12/10 | 27-7 |
| M23 | n5 L | 54-60 | Georgetown | 6/6 | 1/1 | 27-8 |

h1, n1-The Omni, Atlanta, Ga.; n2-Rainbow Classic (Blaisdell Center, Honolulu HI.); n3-ACC Tournament (The Omni); n4-NCAA East First & Second Rounds (The Omni); n5-NCAA East Regional (Providence, R.I., Civic Center)

1985-86 (27-7, ACC 11-3/2nd)

Home: 10-2, Away: 7-2, Neutral: 10-3

ACC Tournament Finalist

NCAA Southeast Regional Semifinalist

| Date | Site | Result | Opponent | TR | OR | Rec |
|------|------|--------|-----------------------|------|------|------|
| N11 | h W | 81-75 | Australian National | | | ex-0 |
| N25 | h W | 119-60 | USC-Aiken | 2/ha | | 1-0 |
| N30 | n2 L | 44-49 | Michigan | 2/ha | 3/na | 1-1 |
| D2 | a W | 62-55 | St. Louis | 2/ha | | 2-1 |
| D4 | a W | 94-74 | Tennessee-Chattanooga | 5/4 | | 3-1 |
| D7 | n1 W | 89-65 | Georgia | 5/4 | | 4-1 |
| D17 | h W | 96-86 | Old Dominion | 7/7 | | 5-1 |
| D20 | n3 W | 83-58 | Texas A&M | 7/7 | | 6-1 |
| D21 | n3 W | 72-53 | Jacksonville | 7/7 | | 7-1 |
| D27 | n4 W | 90-55 | Texas | 7/6 | | 8-1 |
| D28 | n4 W | 82-64 | Navy | 7/6 | | 9-1 |
| D30 | h W | 90-64 | Richmond | 7/6 | | 10-1 |
| J4 | a W | 64-61 | Virginia | 6/6 | | 11-1 |
| J8 | h W | 72-58 | Wake Forest | 5/5 | | 12-1 |
| J9 | n5 W | 85-46 | Rutgers | 5/5 | | 13-1 |
| J11 | h W | 68-67 | Maryland | 5/5 | | 14-1 |
| J18 | a W | 83-71 | Clemson | 5/5 | | 15-1 |
| J21 | h W | 87-80 | Duke | 4/3 | 2/2 | 16-1 |
| J25 | a L | 77-85 | North Carolina | 4/3 | 1/1 | 16-2 |
| J29 | a W | 67-54 | NC State | 3/3 | | 17-2 |

ALL-TIME SCORES

| | | | | | | | |
|-----|----|---|-------|--------------------------|-----------|------------|------|
| F4 | h1 | L | 77-78 | North Carolina (ot)..... | 2/2..... | 1/1..... | 17-3 |
| F6 | h | W | 87-76 | UNC Charlotte..... | | | 18-3 |
| F9 | a | L | 59-75 | Duke..... | 2/2T..... | 4/2T..... | 18-4 |
| F15 | h | W | 62-55 | Virginia..... | 5/5..... | | 19-4 |
| F19 | a | W | 59-49 | Wake Forest..... | 5/5..... | | 20-4 |
| F22 | a | W | 77-70 | Maryland..... | 5/5..... | | 21-4 |
| F27 | h1 | W | 69-57 | NC State..... | 4/3..... | 18/18..... | 22-4 |
| M1 | h1 | L | 57-59 | Illinois..... | 4/3..... | | 22-5 |
| M2 | h | W | 74-63 | Clemson..... | 4/3..... | | 23-5 |
| M7 | n6 | W | 79-61 | Clemson..... | 6/6..... | | 24-5 |
| M8 | n6 | W | 64-62 | Maryland..... | 6/6..... | | 25-5 |
| M9 | n6 | L | 67-68 | Duke..... | 6/6..... | 1/1..... | 25-6 |
| M13 | n7 | W | 68-53 | Marist..... | 6/6..... | | 26-6 |
| M15 | n7 | W | 66-61 | Villanova..... | 6/6..... | | 27-6 |
| M20 | n8 | L | 64-70 | Louisiana State..... | 6/6..... | | 27-7 |

h1, n1-The Omni; n2-Hall of Fame Tip-Off Classic (Springfield, Mass., Civic Center); n3-Gator Bowl Tournament (Jacksonville, Fla.); n4-Cotton States Classic (The Omni); n5-Madison Square Garden, New York, N.Y.; n6-ACC Tournament (Greensboro, N.C., Coliseum); n7-NCAA Southeast First & Second Rounds (Assembly Center, Baton Rouge, La.); n8-NCAA Southeast Regional (The Omni)

1986-87 (16-13, ACC 7-7/5th)

Home: 7-2, Away: 4-8, Neutral: 5-3

NCAA Tournament

| Date | Site | Result | Opponent..... | TR..... | OR..... | Rec..... |
|------|------|--------|---------------|--------------------------|------------|------------|
| N12 | h | L | 78-96 | Soviet National..... | | exh |
| N28 | n2 | W | 67-65 | Stanford..... | | 1-0 |
| N29 | a1 | L | 62-67 | Richmond (ot)..... | | 1-1 |
| D1 | h | W | 84-57 | Pennsylvania..... | | 2-1 |
| D3 | n1 | W | 72-66 | Georgia..... | 15/nr..... | 3-1 |
| D14 | a | L | 49-52 | Louisiana State..... | 16/nr..... | 3-2 |
| D20 | n3 | W | 65-62 | Boston College (ot)..... | 16/nr..... | 4-2 |
| D21 | n3 | W | 63-54 | Southern Methodist..... | 16/nr..... | 5-2 |
| D27 | n4 | W | 79-61 | Rutgers..... | 18/nr..... | 6-2 |
| D29 | n4 | L | 53-62 | St. John's..... | 18/nr..... | 15/16..... |
| J3 | a | W | 65-59 | Wake Forest (ot)..... | 18/nr..... | 7-3 |
| J10 | a | L | 62-63 | NC State..... | 18/20..... | 7-4 |
| J12 | a | W | 81-64 | Old Dominion..... | | 8-4 |
| J14 | h | W | 83-67 | North Carolina A&T..... | | 9-4 |
| J20 | h | L | 66-67 | Clemson..... | 10/12..... | 9-5 |
| J22 | h1 | L | 58-61 | Virginia..... | | 9-6 |
| J24 | a | L | 55-92 | North Carolina..... | 2/1..... | 9-7 |
| J29 | h | W | 75-66 | Duke..... | 13/11..... | 10-7 |
| F1 | h | W | 76-72 | Maryland..... | | 11-7 |
| F3 | h | W | 98-74 | Georgia State..... | | 12-7 |
| F7 | h | W | 83-69 | Wake Forest..... | | 13-7 |
| F10 | a | W | 78-74 | Maryland..... | | 14-7 |
| F14 | h | W | 87-76 | NC State..... | | 15-7 |
| F18 | a | L | 58-60 | Virginia..... | | 15-8 |
| F21 | a | W | 79-72 | Duke..... | 17/18..... | 16-8 |
| F22 | a | L | 67-84 | DePaul..... | 4/5..... | 16-9 |
| F25 | a | L | 77-88 | Clemson..... | 13/12..... | 16-10 |
| M1 | h1 | L | 76-92 | North Carolina..... | 2/3..... | 16-11 |
| M6 | n5 | L | 54-55 | Virginia..... | | 16-12 |
| M13 | n6 | L | 79-85 | Louisiana State..... | | 16-13 |

h1, n1-The Omni; n2, a1-Central Fidelity Classic (Robins Center, Richmond, Va.); n3-Suntory Ball (Aoyama College, Tokyo, Japan); n4-ECAC Holiday Festival (Madison Square Garden, New York, N.Y.); n5-ACC Tournament (Capital Centre, Landover, Md.); n6-NCAA Midwest First Round (Rosemont Horizon, Chicago, Ill.)

1987-88 (22-10, ACC 8-6/4th)

Home: 13-3, Away: 5-5, Neutral: 4-2

NCAA Tournament

| Date | Site | Result | Opponent | TR..... | OR..... | Rec..... | |
|------|------|--------|----------------|--------------------------|------------|----------|------|
| N5 | h | L | 78-87 | Soviet National | | exh | |
| N20 | h1 | W | 114-71 | Alcorn State | | 1-0 | |
| N24 | a1 | L | 69-80 | Florida | | 1-1 | |
| D1 | h | W | 79-71 | Jackson State | | 2-1 | |
| D5 | n1 | W | 78-77 | Georgia | | 3-1 | |
| D12 | h | W | 108-74 | Augusta | | 4-1 | |
| D16 | h2 | W | 87-70 | Louisiana State | | 5-1 | |
| D19 | a | W | 79-55 | Pennsylvania | | 6-1 | |
| D22 | h | L | 67-73 | Richmond | nr/20..... | 6-2 | |
| D29 | n2 | W | 90-59 | William & Mary | | 7-2 | |
| D30 | n2 | W | 83-72 | Auburn | | 8-2 | |
| J2 | h | W | 86-57 | George Washington | | 9-2 | |
| J6 | a | W | 62-61 | Louisville | | 10-2 | |
| J10 | h | W | 78-66 | Wake Forest | | 11-2 | |
| J12 | h | W | 111-82 | Georgia State | | 12-2 | |
| J16 | h | L | 74-76 | NC State | | 12-3 | |
| J19 | h | W | 84-72 | North Carolina A&T | | 13-3 | |
| J23 | a | L | 55-58 | Virginia | | 13-4 | |
| J26 | h | W | 85-76 | Clemson | | 14-4 | |
| J30 | a | L | 71-73 | North Carolina | 3/3..... | 14-5 | |
| F3 | a | L | 65-78 | Duke | 4/5..... | 14-6 | |
| F6 | h | W | 71-70 | DePaul | | 15-6 | |
| F8 | a | W | 96-83 | Maryland | | 16-6 | |
| F13 | a | W | 78-75 | Wake Forest | | 17-6 | |
| F17 | h | W | 104-82 | Maryland | | 18-6 | |
| F20 | a | W | 87-84 | NC State | 14/14..... | 19-6 | |
| F25 | h | W | 76-71 | Virginia | 20/16..... | 20-6 | |
| F28 | h | W | 91-87 | Duke | 20/16..... | 5/5..... | 21-6 |
| M2 | h2 | L | 80-97 | North Carolina | 13/15..... | 6/6..... | 21-7 |

| | | | | | | |
|-----|----|---|-------|--------------------|------------|-------|
| M5 | a | L | 94-97 | Clemson (2ot)..... | 13/15..... | 21-8 |
| M11 | n3 | L | 67-84 | Maryland..... | 18/18..... | 21-9 |
| M18 | n4 | W | 90-78 | Iowa State..... | | 22-9 |
| M20 | n4 | L | 55-59 | Richmond..... | | 22-10 |

h1-Preseason NIT (Alexander Memorial Coliseum); n2, n1-The Omni; a1-Preseason NIT (O'Connell Center, Gainesville, Fla.); n2-Cotton States Classic (The Omni); n3-ACC Tournament (Greensboro, N.C., Coliseum); n4-NCAA East First & Second Rounds (Hartford [Conn.] Civic Center)

1988-89 (20-12, ACC 8-6/5th)

Home: 13-2, Away: 4-6, Neutral: 3-4

NCAA Tournament

| Date | Site | Result | Opponent | TR..... | OR..... | Rec..... |
|------|------|--------|----------------------------|------------|------------|----------|
| N13 | h W | 77-74 | Yugoslavian National | | | exh |
| N25 | h W | 97-63 | UNC-Asheville..... | 14/na..... | | 1-0 |
| N28 | h W | 95-65 | Coastal Carolina..... | 14/na..... | | 2-0 |
| D3 | a W | 94-64 | George Washington | 12/12..... | | 3-0 |
| D10 | h W | 101-66 | Baptist..... | 12/12..... | | 4-0 |
| D17 | n1 L | 69-80 | Georgia..... | 11/11..... | | 4-1 |
| D20 | a W | 62-50 | Richmond..... | 16/16..... | | 5-1 |
| D28 | n2 W | 87-78 | Houston..... | 17/17..... | | 6-1 |
| D29 | n2 L | 75-80 | Illinois..... | 17/17..... | 4/4..... | 6-2 |
| D30 | n2 W | 72-69 | Purdue..... | 17/17..... | | 7-2 |
| J4 | h W | 92-69 | East Carolina..... | 19/16..... | | 8-2 |
| J7 | a W | 84-75 | Wake Forest..... | 19/16..... | | 9-2 |
| J10 | h W | 121-86 | Georgia State..... | 19/16..... | | 10-2 |
| J14 | a L | 68-82 | NC State..... | 19/16..... | 15/17..... | 10-3 |
| J15 | h L | 65-67 | Louisville..... | 19/16..... | 9/9..... | 10-4 |
| J18 | h W | 88-63 | Alcorn State..... | nr/20..... | | 11-4 |
| J22 | a L | 92-102 | Illinois (2ot)..... | nr/20..... | | 11-5 |
| J25 | h W | 75-74 | Clemson..... | nr/19..... | | 12-5 |
| J28 | a L | 85-92 | North Carolina..... | nr/19..... | 7/6..... | 12-6 |
| F2 | h W | 81-76 | Duke..... | | 12/10..... | 13-6 |
| F4 | h W | 87-74 | Maryland..... | | | 14-6 |
| F6 | a L | 71-78 | Virginia..... | | | 14-7 |
| F8 | n3 W | 78-69 | Iona..... | 20/20..... | | 15-7 |
| F11 | h W | 75-70 | Wake Forest..... | | | 16-7 |
| F14 | a W | 67-66 | Maryland..... | | | 17-7 |
| F18 | h L | 69-71 | NC State..... | | 19/18..... | 17-8 |
| F20 | a L | 66-91 | Duke..... | | 11/12..... | 17-9 |
| F22 | h W | 73-65 | Virginia..... | | | 18-9 |
| F25 | h W | 90-80 | Notre Dame..... | | | 19-9 |
| M1 | h W | 76-74 | North Carolina..... | | 5/5..... | 20-9 |
| M4 | a L | 79-81 | Clemson (ot)..... | | | 20-10 |
| M10 | n4 L | 62-77 | North Carolina..... | | 9/8..... | 20-11 |
| M17 | n5 L | 70-76 | Texas..... | | | 20-12 |

n1-The Omni; n2-Rainbow Classic (Blaisdell Center, Honolulu, Hawaii); n3-Madison Square Garden, New York, N.Y.; n4-ACC Tournament (The Omni); n5-NCAA Midwest First Round (Reunion Arena, Dallas, Texas)

1989-90 (28-7, ACC 8-6/T-3rd)

Home: 11-2, Away: 5-4, Neutral: 12-1

ACC Champions • NCAA Final Four

| Date | Site | Result | Opponent..... | TR..... | OR..... | Rec |
|------|------|--------|---------------|---------------------------|------------|------------|
| N15 | h | W | 103-88 | Soviet National..... | | exh |
| N24 | h | W | 108-83 | Georgia State..... | 21/19..... | 1-0 |
| N28 | h | W | 87-74 | Richmond..... | 21/19..... | 2-0 |
| D4 | n1 | W | 93-92 | Pittsburgh..... | 21/19..... | 18/nr..... |
| D11 | h | W | 101-87 | North Carolina A&T..... | 18/18..... | 4-0 |
| D16 | n2 | W | 92-89 | Georgia..... | 15/16..... | 5-0 |
| D19 | h | W | 109-82 | Coastal Carolina..... | 14/13..... | 6-0 |
| D27 | n3 | W | 98-76 | Morehead State..... | 14/13..... | 7-0 |
| D28 | n3 | W | 111-92 | Pittsburgh..... | 14/13..... | 8-0 |
| J2 | h | W | 86-77 | Marist..... | 12/12..... | 9-0 |
| J6 | a | W | 91-79 | Wake Forest..... | 12/12..... | 10-0 |
| J11 | h | L | 91-96 | Duke..... | 9/9..... | 10/11..... |
| J13 | h | W | 92-85 | NC State..... | 9/9..... | 17/nr..... |
| J16 | h | W | 59-57 | Temple..... | 11/11..... | 12-1 |
| J21 | a | L | 79-81 | Virginia (ot)..... | 11/11..... | 12-2 |
| J25 | a | L | 90-91 | Clemson..... | 13/11..... | 12-3 |
| J28 | a | L | 86-88 | Duke..... | 13/11..... | 8/7..... |
| F1 | h | W | 102-75 | North Carolina..... | 17/15..... | 25/18..... |
| F3 | a | W | 90-84 | Maryland..... | 17/15..... | 14-4 |
| F7 | h | W | 79-70 | Wake Forest..... | 16/15..... | 15-4 |
| F10 | a | W | 94-84 | Louisville..... | 16/15..... | 15/14..... |
| F13 | h | W | 80-78 | Maryland..... | 13/11..... | 17-4 |
| F15 | n4 | W | 83-78 | Fordham..... | 13/11..... | 18-4 |
| F17 | a | W | 95-92 | NC State (2ot)..... | 13/11..... | 19-4 |
| F22 | h | L | 71-73 | Virginia..... | 8/6..... | 19-5 |
| F24 | a | W | 88-80 | Notre Dame (ot)..... | 8/6..... | 20-5 |
| F28 | a | L | 79-81 | North Carolina..... | 11/11..... | 20-6 |
| M3 | h | W | 85-69 | Clemson..... | 11/11..... | 20..... |
| M9 | n5 | W | 76-67 | NC State..... | 14/13..... | 22-6 |
| M10 | n5 | W | 83-72 | Duke..... | 14/13..... | 12..... |
| M11 | n5 | W | 70-61 | Virginia..... | 14/13..... | 24-6 |
| M15 | n6 | W | 99-83 | East Tennessee State..... | 9/7..... | 19/nr..... |
| M17 | n6 | W | 94-91 | Louisiana State..... | 9/7..... | 19/nr..... |
| M23 | n7 | W | 81-80 | Michigan State (ot)..... | 9/7..... | 4/4..... |
| M25 | n7 | W | 93-91 | Minnesota..... | 9/7..... | 20/nr..... |
| M31 | n8 | L | 81-90 | Nevada-Las Vegas..... | 9/7..... | 2/2..... |

n1-ACC-Big East Challenge (Hartford [Conn.] Civic Center); n2-The Omni; n3-

Kuppenheimer Classic (The Omni); n4-Madison Square Garden, New York, N.Y.; n5-ACC Tournament (Charlotte [N.C.] Coliseum); n6-NCAA Southeast First & Second Rounds (Thompson-Boling Arena, Knoxville, Tenn.); n7-NCAA Southeast Regional (Louisiana Superdome, New Orleans, La.); n8-NCAA National Semifinal (McNichols Arena, Denver, Colo.)

1990-91 (17-13, ACC 6-8/T-5th)

Home: 9-3, Away: 2-7, Neutral: 6-3

NCAA Tournament

| Date | Site | Result | Opponent | TR | OR | Rec |
|------|------|--------|----------------------------|-------|-------|-------|
| N15 | h | W | 99-92 Soviet National (ot) | | | exh |
| N24 | h | W | 100-63 Augusta | 14/14 | | 1-0 |
| N27 | h | W | 87-65 Morgan State | 14/14 | | 2-0 |
| D1 | a | L | 71-73 Richmond | 14/14 | | 2-1 |
| D5 | n1 | L | 72-73 St. John's (ot) | 20/20 | 17/18 | 2-2 |
| D8 | h | W | 92-72 Fordham | 20/20 | | 3-2 |
| D15 | a | L | 67-69 Temple | 23/21 | | 3-3 |
| D19 | n2 | W | 112-105 Georgia (3ot) | | 17/13 | 4-3 |
| D22 | n3 | W | 135-94 Loyola Marymount | | | 5-3 |
| D27 | n4 | W | 95-83 Tulane | | | 6-3 |
| D28 | n4 | W | 99-87 Villanova | | | 7-3 |
| J2 | h | W | 84-77 Howard | 24/nr | | 8-3 |
| J6 | h | W | 101-91 Wake Forest | 24/nr | | 9-3 |
| J9 | a | L | 57-98 Duke | 24/21 | 14/11 | 9-4 |
| J13 | a | L | 83-90 NC State | 24/21 | | 9-5 |
| J19 | h | W | 78-51 Virginia | | 14/15 | 10-5 |
| J24 | h | W | 89-68 Clemson | nr/25 | | 11-5 |
| J27 | a | W | 88-86 North Carolina | nr/25 | 7/8 | 12-5 |
| J30 | h | L | 75-77 Duke | 23/22 | 7/7 | 12-6 |
| F1 | h | W | 80-65 Maryland | 23/22 | | 13-6 |
| F3 | h | L | 73-79 NC State | 23/22 | | 13-7 |
| F9 | a | L | 74-86 Wake Forest | | | 13-8 |
| F13 | a | L | 93-96 Maryland | | | 13-9 |
| F17 | n5 | W | 62-56 Arizona | | 6/6 | 14-9 |
| F19 | a | W | 73-60 Virginia | | 20/19 | 15-9 |
| F24 | h | W | 82-69 Louisville | | | 16-9 |
| F28 | h | L | 74-91 North Carolina | nr/21 | 4/4 | 16-10 |
| M2 | a | L | 62-69 Clemson | nr/21 | | 16-11 |
| M8 | n6 | L | 68-82 NC State | | | 16-12 |
| M15 | n7 | W | 87-70 DePaul | | 24/nr | 17-12 |
| M17 | n7 | L | 61-65 Ohio State | | 5/5 | 17-13 |

ALL-TIME SCORES

1992-93 (19-11, ACC 8-8/6th)

Home: 9-5, Away: 6-5, Neutral: 4-1

ACC Champions • NCAA Tournament

| Date | Site | Result | Opponent | TR | OR | Rec |
|------|------|---------|-----------------------|-------|-------|-------|
| N17 | h W | 111-102 | Athletes in Action | 14/15 | | exh |
| N24 | h W | 115-80 | Akrides-Haarlem | 14/15 | | exh |
| D1 | h W | 112-83 | Florida A&M | 13/15 | | 1-0 |
| D5 | a L | 87-96 | Kentucky | 13/15 | 5/5 | 1-1 |
| D12 | h W | 102-79 | Georgia State | 13/15 | | 2-1 |
| D16 | n1 W | 75-67 | Georgia | 17/16 | | 3-1 |
| D19 | h2 W | 87-85 | Louisville | 17/16 | 21/22 | 4-1 |
| D22 | a W | 81-74 | Tennessee-Chattanooga | 16/15 | | 5-1 |
| D29 | h W | 105-85 | Youngstown State | 14/13 | | 6-1 |
| J2 | h W | 78-52 | VMU | 14/13 | | 7-1 |
| J5 | a W | 85-75 | Maryland | 10/11 | | 8-1 |
| J10 | h W | 80-79 | Duke | 10/11 | 1/1 | 9-1 |
| J13 | a L | 67-80 | North Carolina | 8/8 | 3/4 | 9-2 |
| J16 | h L | 67-84 | College of Charleston | 8/8 | | 9-3 |
| J21 | h L | 58-81 | Wake Forest | 16/16 | | 9-4 |
| J23 | a W | 75-71 | Virginia | 16/16 | 7/10 | 10-4 |
| J27 | h W | 85-74 | NC State | 18/17 | | 11-4 |
| J31 | a L | 77-96 | Florida State | 18/17 | 19/20 | 11-5 |
| F4 | h L | 80-83 | Clemson | 22/22 | | 11-6 |
| F6 | h W | 93-79 | Maryland | 22/22 | | 12-6 |
| F10 | a L | 63-73 | Duke | nr/24 | 3/3 | 12-7 |
| F14 | h L | 66-77 | North Carolina | nr/24 | 6/6 | 12-8 |
| F17 | a W | 65-60 | Richmond | | | 13-8 |
| F20 | a W | 69-58 | Wake Forest | | 10/11 | 14-8 |
| F23 | h W | 73-61 | Virginia | | 22/22 | 15-8 |
| F28 | a L | 60-68 | NC State | | | 15-9 |
| M4 | h L | 82-83 | Florida State | | 11/11 | 15-10 |
| M7 | a W | 66-59 | Clemson | | | 16-10 |
| M12 | n3 W | 69-66 | Duke | | 8/8 | 17-10 |
| M13 | n3 W | 69-61 | Clemson | | | 18-10 |
| M14 | n3 W | 77-75 | North Carolina | | 1/1 | 19-10 |
| M19 | n4 L | 78-93 | Southern | 18/20 | | 19-11 |

n1-The Omni; h2-Kuppenheimer Classic (Georgia Dome, Atlanta, Ga.); n3-ACC Tournament (Charlotte [N.C.] Coliseum); n4-NCAA West First Round (McKale Center, Tucson, Ariz.)

1993-94 (16-13, ACC 7-9/6th)

Home: 11-3, Away: 2-7, Neutral: 3-3

National Invitation Tournament

| Date | Site | Result | Opponent | TR | OR | Rec |
|------|------|---------|---------------------|-------|-------|-------|
| N16 | h W | 124-110 | USA Verich Reps | 14/15 | | exh |
| N22 | h W | 88-68 | Lithuanian National | 13/15 | | exh |
| N26 | n1 L | 70-80 | Michigan | 13/15 | 5/5 | 0-1 |
| N30 | h W | 93-77 | North Carolina A&T | 16/17 | | 1-1 |
| D2 | h W | 77-55 | Western Carolina | 16/17 | | 2-1 |
| D4 | h W | 95-65 | Georgia State | 16/17 | | 3-1 |
| D11 | h W | 86-69 | Mercer | 17/17 | | 4-1 |
| D15 | n2 W | 72-69 | Georgia | 14/14 | | 5-1 |
| D18 | h3 W | 86-77 | Vanderbilt (ot) | 14/14 | 24/24 | 6-1 |
| D20 | h W | 79-62 | Mount St. Mary's | 14/15 | | 7-1 |
| D27 | n4 W | 57-51 | Temple | 15/15 | 4/4 | 8-1 |
| D29 | n4 W | 71-69 | St. John's | 15/15 | | 9-1 |
| J4 | h L | 88-91 | Maryland | 12/13 | | 9-2 |
| J8 | a L | 71-88 | Duke | 12/13 | 3/3 | 9-3 |
| J12 | h W | 89-69 | North Carolina | 17/18 | 1/1 | 10-3 |
| J15 | a L | 68-88 | Louisville | 17/18 | 15/15 | 10-4 |
| J19 | a L | 63-67 | Wake Forest | 17/17 | | 10-5 |
| J23 | h W | 74-70 | Virginia | 17/17 | | 11-5 |
| J26 | a L | 78-84 | NC State | 21/19 | | 11-6 |
| J29 | h L | 73-74 | Florida State | 21/19 | | 11-7 |
| F2 | a L | 69-88 | Clemson | | | 11-8 |
| F5 | a W | 83-71 | Maryland | | 21/21 | 12-8 |
| F8 | h L | 63-66 | Duke | | 2/2 | 12-9 |
| F12 | a W | 96-89 | North Carolina | | 1/1 | 13-9 |
| F19 | h W | 71-69 | Wake Forest | | 25/nr | 14-9 |
| F22 | a L | 72-73 | Virginia (ot) | | 23/nr | 14-10 |
| F26 | h W | 81-69 | NC State | | 23/nr | 15-10 |
| M2 | a L | 68-71 | Florida State | | | 15-11 |
| M5 | h W | 90-79 | Clemson | | | 16-11 |
| M11 | n5 L | 49-75 | Wake Forest | | | 16-12 |
| M16 | a1 L | 68-76 | Siena | | | 16-13 |

n1-Hall of Fame Tip-Off Classic Holiday Festival (Springfield [Mass.] Civic Center); n2-The Omni; h3-Kuppenheimer Classic (Georgia Dome, Atlanta, Ga.); n4-ECAC Holiday Festival (Madison Square Garden, New York, N.Y.); n5-ACC Tournament (Greensboro [N.C.] Coliseum); a1-National Invitation Tournament (Knickerbocker Arena, Albany, N.Y.)

1994-95 (18-12, ACC 8-8/5th)

Home: 14-3, Away: 2-6, Neutral: 2-3

| Date | Site | Result | Opponent | TR | OR | Rec |
|------|------|--------|-------------------|-------|-------|-----|
| N16 | h W | 100-61 | Croatian National | 23/22 | | exh |
| N26 | h W | 112-56 | Florida A&M | 23/22 | | 1-0 |
| N28 | h W | 90-78 | Coastal Carolina | 20/19 | | 2-0 |
| D1 | h W | 89-63 | Western Carolina | 20/19 | | 3-0 |
| D3 | h W | 100-74 | East Carolina | 20/19 | | 4-0 |
| D10 | h W | 112-84 | Lafayette | 17/15 | | 5-0 |
| D14 | n1 W | 86-78 | Georgia | 14/13 | | 6-0 |
| D17 | h2 L | 72-77 | Louisville | 14/13 | | 6-1 |
| D19 | h W | 94-73 | Furman | 18/19 | | 7-1 |
| D28 | n3 L | 66-69 | Cincinnati | 17/16 | 20/18 | 7-2 |

| | | | | | | |
|-----|------|--------|--------------------|-------|-------|-------|
| D29 | n3 W | 89-85 | Oklahoma | 17/16 | | 8-2 |
| D30 | n3 L | 69-76 | Duke | 17/16 | 7/7 | 8-3 |
| J4 | a L | 67-80 | Maryland | 24/20 | 7/11 | 8-4 |
| J7 | h W | 75-68 | Duke | 24/20 | 11/9 | 9-4 |
| J11 | a L | 75-86 | North Carolina | 22/17 | 4/2 | 9-5 |
| J17 | h W | 67-65 | Wake Forest | 22/18 | 15/16 | 10-5 |
| J19 | h W | 87-68 | UNC-Wilmington | 22/18 | | 11-5 |
| J22 | a L | 85-88 | Virginia (2ot) | 22/18 | 18/19 | 11-6 |
| J25 | h W | 75-71 | NC State | 21/21 | | 12-6 |
| J29 | a W | 81-68 | Florida State | 21/21 | | 13-6 |
| F1 | h W | 80-50 | Clemson | 21/20 | | 14-6 |
| F4 | h W | 100-91 | Maryland | 21/20 | 5/8 | 15-6 |
| F9 | a L | 70-77 | Duke | 18/15 | | 15-7 |
| F12 | h L | 81-85 | North Carolina | 18/15 | 1/1 | 15-8 |
| F15 | h W | 85-81 | North Carolina A&T | 20/18 | | 16-8 |
| F18 | a L | 62-73 | Wake Forest | 20/17 | 14/14 | 16-9 |
| F22 | h L | 60-83 | Virginia | 24/22 | 14/14 | 16-10 |
| F25 | a W | 72-68 | NC State | 24/22 | | 17-10 |
| M2 | h W | 69-67 | Florida State | | | 18-10 |
| M4 | a L | 63-65 | Clemson | | | 18-11 |
| M10 | n4 L | 67-77 | Virginia | | 11/13 | 18-12 |

n1-The Omni; h2-Kuppenheimer Classic (Georgia Dome, Atlanta, Ga.); n3-Rainbow Classic (Special Events Center, Honolulu, Hawaii); n4-ACC Tournament (Greensboro [N.C.] Coliseum)

1995-96 (24-12, ACC 13-3/1st)

Home: 11-1, Away: 6-5, Neutral: 7-6

ACC Regular Season Champions

NCAA Southeast Semifinalist

| Date | Site | Result | Opponent | TR | OR | Rec |
|------|------|--------|---------------------|-------|-------|-------|
| N2 | h1 L | 88-91 | Marathon (ot) | | | exh |
| N15 | h2 W | 87-67 | Manhattan | | | 1-0 |
| N17 | h2 W | 83-72 | Oklahoma | | | 2-0 |
| N22 | n1 L | 72-94 | Georgetown | 25/20 | 4/4 | 2-1 |
| N24 | n1 W | 77-61 | Michigan | 25/20 | 17/16 | 3-1 |
| N27 | h3 W | 87-76 | Campbell | 20/20 | | 4-1 |
| D2 | a W | 89-65 | Appalachian State | 20/20 | | 5-1 |
| D9 | a L | 60-83 | Kentucky | 16/15 | 5/5 | 5-2 |
| D13 | a L | 70-94 | Georgia | 19/20 | | 5-3 |
| D16 | h2 W | 88-77 | Louisville | 19/20 | 20/19 | 6-3 |
| D18 | h3 L | 69-71 | Mount St. Mary's | 21/18 | | 6-4 |
| D22 | n3 L | 67-75 | Massachusetts | 21/18 | 2/2 | 6-5 |
| D29 | n4 L | 82-84 | Bradley | | | 6-6 |
| D30 | n4 L | 66-71 | Santa Clara | | | 6-7 |
| J3 | h3 W | 98-84 | Maryland | | | 7-7 |
| J7 | a W | 86-81 | Duke | | 19/20 | 8-7 |
| J10 | h3 W | 80-77 | North Carolina | | 10/9 | 9-7 |
| J13 | h3 W | 91-78 | Western Carolina | | | 10-7 |
| J17 | a L | 63-66 | Wake Forest | | 6/6 | 10-8 |
| J20 | h4 W | 90-70 | Virginia | | | 11-8 |
| J24 | a W | 76-71 | NC State | | | 12-8 |
| J27 | h4 W | 79-58 | Florida State | | | 13-8 |
| J30 | a L | 70-73 | Clemson | 25/nr | 24/21 | 13-9 |
| F3 | a L | 74-88 | Maryland | 25/nr | | 13-10 |
| F7 | h4 W | 73-71 | Duke (ot) | | | 14-10 |
| F10 | a W | 92-83 | North Carolina (ot) | | 12/11 | 15-10 |
| F17 | h4 W | 64-63 | Wake Forest | | 8/9 | 16-10 |
| F21 | a W | 84-75 | Virginia | 23/22 | | 17-10 |
| F25 | h4 W | 92-83 | NC State (ot) | 23/22 | | 18-10 |
| F28 | a W | 83-68 | Florida State | 18/20 | | 19-10 |
| M3 | h4 W | 87-74 | Clemson | 18/20 | | 20-10 |
| M8 | n5 W | 88-73 | NC State | 18/18 | | 21-10 |
| M9 | n5 W | 84-79 | Maryland | 18/18 | | 22-10 |
| M10 | n5 L | 74-75 | Wake Forest | 18/18 | 12/10 | 22-11 |
| M15 | n6 W | 90-79 | Austin Peay | 13/15 | | 23-11 |
| M17 | n6 W | 103-89 | Boston College | 13/15 | | 24-11 |
| M22 | n7 L | 70-87 | Cincinnati | 13/15 | 7/6 | 24-12 |

h1-Georgia Dome; h2-Preseason NIT (Georgia Dome); h3-The Omni; h4-Alexander Memorial Coliseum; n1-Pre-Season NIT (Madison Square Garden, New York, N.Y.); h2-Jeep Eagle Classic (Georgia Dome); n3-Jimmy V. Classic (Brendan Byrne Arena, East Rutherford, N.J.); n4-Cable Car Classic (San Jose, Calif., Arena); n5-ACC Tournament (Greensboro, N.C., Coliseum); n6-NCAA Southeast First & Second Rounds (Orlando, Fla., Arena); n7-NCAA Southeast Regional (Rupp Arena, Lexington, Ky.)

1996-97 (9-18, ACC 3-13/9th)

Home: 8-6, Away: 0-9, Neutral: 1-3

| Date | Site | Result | Opponent | TR | OR | Rec |
|------|------|--------|------------------------|----|-------|-----|
| N5 | h L | 62-91 | Marathon Oil | | | exh |
| N18 | h W | 91-79 | Newcastle of Australia | | | exh |
| N22 | h W | 74-49 | Wofford | | | 1-0 |
| N26 | h W | 74-58 | Morgan State | | | 2-0 |
| N29 | h W | 91-60 | Radford | | | 3-0 |
| D3 | h W | 62-61 | Georgia | | | 4-0 |
| D7 | n1 L | 58-76 | Temple | | | 4-1 |
| D12 | a L | 63-77 | Maryland | | | 4-2 |
| D21 | h1 L | 59-88 | Kentucky | | 3/3 | 4-3 |
| D26 | n3 W | 58-47 | Holstra | | | 5-3 |
| D28 | n3 L | 55-67 | St. John's | | | 5-4 |
| D31 | h W | 65-40 | UNC Greensboro | | 13/11 | 6-4 |
| J5 | h L | 56-66 | Duke | | | 6-5 |
| J8 | h L | 63-73 | Wake Forest | | 2/2 | 6-6 |
| J11 | a L | 56-60 | Louisville | | 14/16 | 6-7 |

| | | | | | | |
|-----|------|-------|----------------|--|-------|------|
| J15 | h W | 71-58 | Florida State | | | 7-7 |
| J18 | a L | 50-73 | North Carolina | | 22/21 | 7-8 |
| J22 | a L | 64-68 | Virginia | | | 7-9 |
| J25 | h W | 54-53 | NC State | | | 8-9 |
| J30 | a L | 57-70 | Clemson | | 7/6 | 8-10 |
| F2 | a L | 61-70 | Duke | | 12/11 | 8-11 |
| F6 | h W | 66-53 | Virginia | | | 9-11 |
| F9 | a L | 62-64 | Florida State | | | 9-12 |
| F15 | h L | 68-72 | North Carolina | | 16/17 | 9-13 |
| F19 | h L | 68-76 | Maryland | | 14/13 | 9-14 |
| F22 | a L | 51-72 | NC State | | | 9-15 |
| F25 | a L | 55-71 | Wake Forest | | 5/5 | 9-16 |
| M1 | h L | 53-55 | Clemson | | 12/10 | 9-17 |
| M6 | n4 L | 46-60 | NC State | | | 9-18 |

n1-Coaches vs. Cancer Classic (Atlantic City [N.J.] Convention Center); h1-Delta Air Lines Holiday Classic (Georgia Dome, Atlanta, Ga.); n3-ECAC Holiday Festival (Madison Square Garden, New York, N.Y.); n4-ACC Tournament (Greensboro [N.C.] Coliseum)

1997-98 (19-14, ACC 6-10/6th)

Home: 12-6, Away: 4-7, Neutral: 3-1

NIT Quarterfinalist

| Date | Site | Result | Opponent | TR | OR | Rec |
|------|------|---------|----------------------|-------|-------|-------|
| N4 | h W | 96-76 | CSKA Bulgaria | | | exh |
| N17 | h W | 86-76 | Athletes in Action | | | exh |
| N24 | h W | 95-65 | Winthrop | | | 1-0 |
| N27 | n1 W | 62-60 | Alabama | | | 2-0 |
| N28 | n1 W | 77-65 | St. John's | | | 3-0 |
| N29 | n1 W | 73-69 | Louisville | | 19/19 | 4-0 |
| D4 | h L | 69-71 | NC State (ot) | 22/23 | | 4-1 |
| D6 | h W | 84-63 | Delaware State | 22/23 | | 5-1 |
| D13 | a L | 71-85 | Kentucky | 24/23 | 4/5 | 5-2 |
| D17 | h W | 100-63 | Coastal Carolina | | | 6-2 |
| D20 | h1 W | 94-86 | Louisville | | | 7-2 |
| D23 | a L | 71-77 | Georgia | nr/23 | | 7-3 |
| D27 | a1 W | 69-61 | Miami | nr/23 | | 8-3 |
| D31 | h W | 93-76 | North Texas | | | 9-3 |
| J3 | h W | 90-58 | Wofford | | | 10-3 |
| J8 | a L | 75-96 | North Carolina | | 1/1 | 10-4 |
| J10 | h W | 70-63 | Wake Forest | | | 11-4 |
| J15 | a W | 83-65 | Virginia | | | 12-4 |
| J18 | h L | 67-70 | Florida State | | 17/16 | 12-5 |
| J21 | h L | 67-70 | Maryland | | | 12-6 |
| J25 | a L | 56-51 | NC State | | | 12-7 |
| J28 | h W | 77-45 | Georgia Southern | | | 13-7 |
| F1 | a L | 69-90 | Duke | | 1/1 | 13-8 |
| F4 | h W | 70-52 | Clemson | | | 14-8 |
| F8 | h L | 100-107 | North Carolina (2ot) | | 2/2 | 14-9 |
| F11 | a W | 77-76 | Wake Forest | | | 15-9 |
| F14 | h W | 105-86 | Virginia | | | 16-9 |
| F18 | a W | 72-59 | Florida State | | | 17-9 |
| F21 | a L | 69-81 | Maryland | | | 17-10 |
| F25 | h L | 53-76 | Duke | | 1/1 | 17-11 |
| M1 | a L | 62-76 | Clemson | | | 17-12 |
| M6 | n3 L | 65-83 | Maryland | | 21/24 | 17-13 |
| M11 | h2 W | 88-78 | Seton Hall | | | 18-13 |
| M16 | h2 W | 80-79 | Georgetown (ot) | | | 19-13 |
| M18 | h2 L | 70-75 | Penn State | | | 19-14 |

ALL-TIME SCORES

| | | | | | |
|-----|---|---|-------|----------------|-----------------|
| F16 | a | L | 58-67 | Wake Forest | 14-12 |
| F21 | h | L | 60-91 | Maryland | 5/5.....14-13 |
| F25 | h | W | 74-68 | Virginia (ot) | 15-13 |
| F28 | a | L | 92-64 | Clemson | 15-14 |
| M5 | n | L | 49-78 | North Carolina | 15/15.....15-15 |
| M10 | a | L | 64-67 | Oregon | 15-16 |

n1-Big Island Invitational (Afook-Chinen Civic Auditorium, Hilo, Hawaii); h1-Delta Classic (Georgia Dome, Atlanta, Ga.); n3-ECAC Holiday Festival (Madison Square Garden, New York, N.Y.); n4-ACC Tournament (Charlotte [N.C.] Coliseum); a1-National Invitation Tournament

1999-2000 (13-17, ACC 5-11/8th)

Home: 11-5, Away: 0-9, Neutral: 2-3

| Date | Site | Result | Opponent | TR | OR | Rec |
|------|------|--------|----------|----------------------|-------|-------|
| N2 | h | L | 66-82 | Athletes in Action | | exh |
| N9 | h | L | 85-95 | California All-Stars | | exh |
| N19 | h | W | 91-79 | Mercer | | 1-0 |
| N24 | n1 | W | 100-88 | Grambling State | | 2-0 |
| N26 | n1 | W | 82-65 | Washington | | 3-0 |
| N27 | n1 | L | 70-84 | Kansas | 10/11 | 3-1 |
| D1 | h2 | L | 77-80 | Michigan | | 3-2 |
| D8 | a | L | 68-70 | Georgia | | 3-3 |
| D11 | h3 | L | 61-64 | Stanford (ot) | 3/3 | 3-4 |
| D18 | h | W | 81-75 | Morehead State | | 4-4 |
| D22 | h | W | 80-70 | Wofford | | 5-4 |
| D28 | h | W | 97-73 | UNC Greensboro | | 6-4 |
| J2 | h | W | 75-64 | Lafayette | | 7-4 |
| J5 | n4 | L | 71-80 | Kentucky | 24/24 | 7-5 |
| J8 | a | L | 65-83 | Virginia | | 7-6 |
| J12 | a | L | 52-87 | Duke | 6/7 | 7-7 |
| J15 | h | W | 69-68 | Maryland | 18/16 | 8-7 |
| J19 | h | W | 65-62 | Florida State | | 9-7 |
| J22 | a | L | 58-66 | NC State | | 9-8 |
| J27 | h | L | 46-60 | Wake Forest | | 9-9 |
| J29 | h | L | 53-70 | North Carolina | | 9-10 |
| F2 | a | L | 58-70 | Clemson | | 9-11 |
| F5 | h | W | 89-57 | Florida A&M | | 10-11 |
| F9 | h | W | 68-47 | Virginia | | 11-11 |
| F12 | h | L | 65-84 | Duke | 3/3 | 11-12 |
| F16 | a | L | 70-92 | Maryland | 22/22 | 11-13 |
| F21 | a | L | 54-64 | Florida State | | 11-14 |
| F24 | h | W | 66-63 | NC State | | 12-14 |
| F27 | a | L | 64-76 | Wake Forest | | 12-15 |
| M1 | a | L | 72-74 | North Carolina (ot) | | 12-16 |
| M4 | h | W | 85-69 | Clemson | | 13-16 |
| M9 | n5 | L | 62-63 | Florida State | | 13-17 |

n1-Great Alaska Shootout (Sullivan Arena, Anchorage, Alaska); h2-ACC-Big Ten Challenge (Philips Arena, Atlanta, Ga.); h3-Delta Air Lines Classic for Kids (Philips Arena, Atlanta, Ga.); n4-Freedom Hall, Louisville, Ky.; n5-ACC Tournament (Charlotte [N.C.] Coliseum)

Paul Hewitt

St. John Fisher '85

Record: 190-162 (.540)

2000-11 (11 seasons)



2000-01 (17-13, ACC 8-8/T-5th)

Home: 12-3, Away: 2-8, Neutral: 3-2

NCAA Tournament

| Date | Site | Result | Opponent | TR | OR | Rec |
|------|------|--------|----------|----------------------|-------|-------|
| N7 | h1 | L | 86-107 | California All-Stars | | exh |
| N11 | h | W | 96-85 | Team Fokus | | exh |
| N17 | h | W | 92-49 | Wofford | | 1-0 |
| N21 | h | W | 85-62 | Charleston Southern | | 2-0 |
| N24 | h | W | 92-61 | Davidson | | 3-0 |
| N28 | a1 | L | 67-85 | Iowa | | 3-1 |
| D2 | n1 | W | 72-67 | UCLA | | 4-1 |
| D6 | h | L | 70-75 | Georgia | | 4-2 |
| D9 | h2 | W | 86-84 | Kentucky | | 5-2 |
| D18 | n3 | W | 78-56 | Idaho State | | 6-2 |
| D19 | a | L | 66-80 | Stanford | 3/3 | 6-3 |
| D23 | h | W | 94-58 | Morgan State | | 7-3 |
| D28 | h | W | 90-59 | Harvard | | 8-3 |
| J2 | h | L | 70-84 | North Carolina | 13/14 | 8-4 |
| J6 | a | L | 80-93 | Maryland | 17/17 | 8-5 |
| J9 | a | W | 73-68 | Virginia | 10/9 | 9-5 |
| J13 | h | W | 95-89 | Wake Forest (ot) | 6/6 | 10-5 |
| J16 | a | L | 60-72 | NC State | | 10-6 |
| J20 | h | L | 77-98 | Duke | 2/2 | 10-7 |
| J24 | a | W | 111-108 | Clemson | | 11-7 |
| J27 | h | W | 77-68 | Florida State | | 12-7 |
| F3 | a | L | 69-82 | North Carolina | 4/4 | 12-8 |
| F6 | h | W | 72-62 | Maryland | 13/13 | 13-8 |
| F11 | h | W | 62-56 | Virginia | 6/9 | 14-8 |
| F14 | a | L | 65-81 | Wake Forest | 23/15 | 14-9 |
| F17 | h | W | 69-54 | NC State | | 15-9 |
| F21 | a | L | 54-98 | Duke | 4/3 | 15-10 |
| F25 | h | W | 85-64 | Clemson | | 16-10 |

| | | | | | |
|-----|----|---|-------|----------------|-----------------|
| F28 | a | L | 59-69 | Florida State | 16-11 |
| M9 | n4 | W | 74-69 | Virginia | 12/12.....17-11 |
| M10 | n4 | L | 63-70 | North Carolina | 6/5.....17-12 |
| M15 | n5 | L | 62-66 | St. Joseph's | 23/23.....17-13 |

h1-Georgia Dome, Atlanta, Ga.; a1-ACC-Big Ten Challenge (Carver-Hawkeye Arena, Iowa City, Iowa); n1-Wooden Classic (Arrowhead Pond, Anaheim, Calif.); h2-Delta Air Lines Classic for Kids (Philips Arena, Atlanta, Ga.); n3-Stanford Invitational (Maples Pavilion, Stanford, Calif.); n4-ACC Tournament (Georgia Dome, Atlanta, Ga.); n5-NCAA West First Round (Cox Arena, San Diego, Calif.)

2001-02 (15-16, ACC 7-9/T-5th)

Home: 9-7, Away: 4-6, Neutral: 2-3

| Date | Site | Result | Opponent | TR | OR | Rec |
|------|------|--------|----------|---------------------|-------|-------|
| N18 | h | L | 90-99 | Nike Elite | | exh |
| N12 | h | W | 112-85 | EA Sports All-Stars | | exh |
| N16 | h | W | 97-62 | Florida A&M | | 1-0 |
| N19 | h1 | L | 74-79 | Pennsylvania | | 1-1 |
| N22 | n1 | W | 70-65 | Eastern Illinois | | 2-1 |
| N23 | n1 | L | 66-105 | Illinois | 3/2 | 2-2 |
| N24 | n1 | L | 54-67 | Saint Louis | | 2-3 |
| N28 | h | W | 62-61 | Wisconsin | | 3-3 |
| D2 | a | L | 77-83 | North Carolina | | 3-4 |
| D9 | a | L | 82-95 | Georgia | | 3-5 |
| D16 | h3 | W | 96-80 | Syracuse | 13/12 | 4-5 |
| D17 | n3 | W | 83-69 | Davidson | | 5-5 |
| D21 | h | W | 79-70 | Wofford | | 6-5 |
| D23 | h | L | 69-79 | Tulane | | 6-6 |
| D29 | h | L | 92-98 | IUPUI | | 6-7 |
| J2 | h | W | 86-68 | Cornell | | 7-7 |
| J5 | h | L | 76-83 | Clemson | | 7-8 |
| J10 | a | L | 79-104 | Duke | 2/1 | 7-9 |
| J13 | h | L | 87-92 | Maryland | 4/4 | 7-10 |
| J19 | a | L | 71-84 | NC State | | 7-11 |
| J22 | h | L | 65-69 | Virginia | 7/7 | 7-12 |
| J26 | a | L | 74-87 | Wake Forest | 21/16 | 7-13 |
| J30 | h | W | 77-46 | Florida State | | 8-13 |
| F2 | h | W | 86-74 | North Carolina | | 9-13 |
| F6 | a | W | 74-50 | Clemson | | 10-13 |
| F9 | h | L | 63-95 | Duke | 1/1 | 10-14 |
| F13 | a | L | 65-85 | Maryland | 3/3 | 10-15 |
| F16 | a | W | 60-40 | Saint Louis | | 11-15 |
| F20 | h | W | 65-59 | NC State | | 12-15 |
| F23 | a | W | 82-80 | Virginia | 22/15 | 13-15 |
| F27 | h | W | 90-77 | Wake Forest | 24/22 | 14-15 |
| M2 | a | W | 86-78 | Florida State | | 15-15 |
| M8 | n4 | L | 83-92 | Wake Forest | | 15-16 |

h1-Las Vegas Invitational (Alexander Memorial Coliseum); h2-ACC-Big Ten Challenge (Alexander Memorial Coliseum); h3-Chick-fil-A Peach Bowl Classic (Philips Arena, Atlanta, Ga.); n1-Las Vegas Invitational (Valley High School, Las Vegas, Nev.); n3-Charlotte Coliseum, Charlotte, N.C.; n4-ACC Tournament (Charlotte Coliseum, Charlotte, N.C.)

2002-03 (16-15, ACC 7-9/5th)

Home: 13-3, Away: 2-11, Neutral: 1-1

NIT Quarterfinals

| Date | Site | Result | Opponent | TR | OR | Rec |
|------|------|--------|----------|------------------------|-------|-------|
| N10 | h | W | 110-73 | S.E. Atlanta All-Stars | | exh |
| N19 | h | W | 81-48 | Team Nike | | exh |
| N23 | h | W | 113-75 | Arkansas-Pine Bluff | | 1-0 |
| N27 | h | W | 83-77 | Georgia | 17/18 | 2-0 |
| D1 | h | W | 75-53 | Gardner-Webb | | 3-0 |
| D4 | a1 | L | 63-64 | Minnesota | 20/17 | 3-1 |
| D7 | n1 | W | 67-53 | Marist | | 4-1 |
| D15 | h2 | L | 69-70 | Tennessee | | 4-2 |
| D17 | h | W | 88-66 | Troy State | | 5-2 |
| D21 | a | L | 65-92 | Syracuse | | 5-3 |
| D29 | a | L | 77-84 | Maryland | 23/22 | 5-4 |
| J2 | a | L | 66-80 | Tulane | | 5-5 |
| J8 | h | W | 81-55 | Cornell | | 6-5 |
| J11 | h | W | 85-61 | NC State | | 7-5 |
| J14 | h | W | 81-74 | Florida State | | 8-5 |
| J19 | a | L | 66-73 | Wake Forest | 19/20 | 8-6 |
| J22 | h | W | 66-47 | Elon | | 9-6 |
| J25 | a | L | 71-91 | Duke | 3/3 | 9-7 |
| J29 | h | W | 88-68 | North Carolina | | 10-7 |
| F1 | h | W | 80-60 | Virginia | | 11-7 |
| F5 | a | L | 67-69 | Clemson | | 11-8 |
| F9 | h | W | 90-84 | Maryland | 8/8 | 12-8 |
| F12 | a | L | 57-63 | NC State | | 12-9 |
| F15 | a | L | 64-71 | Florida State | | 12-10 |
| F20 | h | L | 67-75 | Wake Forest | 10/11 | 12-11 |
| F26 | h | L | 58-77 | Duke | 6/5 | 12-12 |
| M1 | a | L | 66-67 | North Carolina | | 12-13 |
| M5 | a | W | 90-73 | Virginia | | 13-13 |
| M8 | h | W | 66-56 | Clemson | | 14-13 |
| M14 | n3 | L | 65-71 | NC State | | 14-14 |
| M19 | h1 | W | 72-58 | Ohio State | | 15-14 |
| M24 | a2 | W | 79-78 | Iowa | | 16-14 |
| M26 | a2 | L | 72-80 | Texas Tech | | 16-15 |

a1 - ACC-Big Ten Challenge (Williams Arena, Minneapolis, Minn.); h1, a2 - National Invitation Tournament; n1 - Madison Square Garden (New York, N.Y.); h2 - Chick-fil-A Peach Bowl Classic for Kids (Philips Arena, Atlanta, Ga.); n3 - ACC Tournament (Greensboro Coliseum, Greensboro, N.C.)

2003-04 (28-10, ACC 9-7/T3rd)

Home: 13-3, Away: 7-5; Neutral: 8-2

NCAA National Runner-Up

| Date | Site | Result | Opponent | TR | OR | Rec |
|------|------|--------|----------|------------------------|-----------------|-------|
| N6 | h | W | 100-89 | Team Nike | | exh |
| N10 | h | W | 112-75 | S.E. Atlanta All-Stars | | exh |
| N18 | h1 | W | 79-45 | Louisiana-Lafayette | | 1-0 |
| N20 | h1 | W | 75-56 | Hofstra | | 2-0 |
| N23 | a | W | 90-69 | Cornell | | 3-0 |
| N26 | n1 | W | 77-61 | Connecticut | 1/1 | 4-0 |
| N28 | n1 | W | 85-65 | Texas Tech | 25/v | 5-0 |
| D3 | a1 | W | 73-53 | Ohio State | 13/15 | 6-0 |
| D6 | h | W | 94-43 | Tennessee State | 13/15 | 7-0 |
| D13 | h2 | W | 75-62 | Saint Louis | 10/11 | 8-0 |
| D17 | h | W | 74-41 | Alabama A&M | 5/6 | 9-0 |
| D21 | h | W | 79-66 | St. John's | 5/6 | 10-0 |
| D23 | h | W | 90-40 | Marist | 4/4 | 11-0 |
| D29 | h | W | 86-65 | Virginia Commonwealth | 3/3 | 12-0 |
| J3 | a | L | 80-83 | Georgia (ot) | 3/3 | 12-1 |
| J11 | a | L | 88-103 | North Carolina | 8/8.....12/13 | 12-2 |
| J15 | h | W | 75-57 | Virginia | 12/14 | 13-2 |
| J17 | h | W | 81-71 | Maryland | 12/14 | 14-2 |
| J20 | a | W | 73-66 | Wake Forest | 11/13.....10/7 | 15-2 |
| J24 | a | L | 72-76 | NC State | 11/13 | 15-3 |
| J27 | h | W | 76-69 | Clemson | 14/16 | 16-3 |
| J31 | h | L | 74-82 | Duke | 14/16.....1/1 | 16-4 |
| F3 | a | L | 65-81 | Florida State | 15/16 | 16-5 |
| F7 | a | W | 77-62 | Tennessee | 15/16 | 17-5 |
| F10 | h | W | 88-77 | North Carolina | 15/16.....14/17 | 18-5 |
| F14 | a | L | 80-82 | Virginia | 15/16 | 18-6 |
| F19 | a | W | 75-64 | Maryland | 18/16 | 19-6 |
| F22 | h | L | 76-80 | Wake Forest | 18/16.....15/15 | 19-7 |
| F25 | h | L | 69-79 | NC State | 18/20.....14/19 | 19-8 |
| F28 | a | W | 79-60 | Clemson | 18/20 | 20-8 |
| M3 | a | W | 76-68 | Duke | 19/22.....3/3 | 21-8 |
| M6 | h | W | 63-60 | Florida State | 19/22 | 22-8 |
| M12 | n3 | W | 83-82 | North Carolina | 14/18.....16/19 | 23-8 |
| M13 | n3 | L | 71-85 | Duke | 14/18.....5/4 | 23-9 |
| M19 | n4 | W | 65-60 | Northern Iowa | 14/15 | 24-9 |
| M21 | n4 | W | 57-54 | Boston College | 14/15.....25/v | 25-9 |
| M26 | n5 | W | 72-67 | Nevada | 14/15 | 26-9 |
| M28 | n5 | W | 79-71 | Kansas (ot) | 14/15.....16/14 | 27-9 |
| A3 | n6 | W | 67-65 | Oklahoma State | 14/15.....4/3 | 28-9 |
| A5 | n6 | L | 73-82 | Connecticut | 14/15.....7/7 | 28-10 |

a1 - ACC-Big Ten Challenge (Value City Arena, Columbus, Ohio); h1 - Preseason NIT; n1 - Preseason NIT (Madison Square Garden, New York, N.Y.); h2 - Chick-fil-A Peach Bowl Classic for Kids (Philips Arena, Atlanta, Ga.); n3 - ACC Tournament (Greensboro Coliseum, Greensboro, N.C.); n4 - NCAA First and Second Rounds (Bradley Center, Milwaukee, Wis.); n5 - NCAA St. Louis Regional (Edward Jones Dome, St. Louis, Mo.); n6 - NCAA Final Four (Alamodome, San Antonio, Texas)

2004-05 (20-12, ACC 8-8/T4th)

ALL-TIME SCORES

2005-06 (11-17, ACC 4-12/11th)

Home: 10-5, Away: 0-10, Neutral: 1-2

| Date | Site | Result | Opponent | TR | OR | Rec |
|------|------|--------|----------|------------------|------------|-------|
| N6 | h | W | 96-57 | Augusta State |exh | |
| N18 | h | W | 80-52 | UNC-Asheville |1-0 | |
| N21 | h | W | 81-69 | Elon |2-0 | |
| N25 | h | L | 51-73 | Illinois-Chicago |2-1 | |
| N30 | a | L | 86-88 | Michigan State |13/14 | 2-2 |
| D4 | h | W | 63-54 | Virginia |3-2 | |
| D7 | a | L | 75-91 | Georgia |3-3 | |
| D10 | h | W | 82-72 | Tennessee State |4-3 | |
| D22 | h | W | 92-67 | Jacksonville |5-3 | |
| D28 | n1 | L | 46-54 | Air Force |5-4 | |
| D31 | h | W | 73-46 | Bethune-Cookman |6-4 | |
| J3 | h | W | 76-67 | Vanderbilt |7-4 | |
| J8 | h | W | 60-58 | Boston College |11/11 | 8-4 |
| J10 | n2 | W | 85-69 | Centenary |9-4 | |
| J14 | a | L | 78-87 | NC State |18/18 | 9-5 |
| J18 | a | L | 71-86 | Wake Forest |9-6 | |
| J21 | h | L | 63-73 | Clemson |9-7 | |
| J25 | h | L | 74-86 | Maryland |18/19 | 9-8 |
| J29 | a | L | 64-66 | Boston College |20/18 | 9-9 |
| J31 | a | L | 62-63 | Virginia Tech |9-10 | |
| F4 | h | L | 53-70 | Miami |9-11 | |
| F9 | a | L | 79-80 | Florida State |9-12 | |
| F12 | h | W | 71-68 | NC State |16/15 | 10-12 |
| F15 | a | L | 75-82 | North Carolina |23/23 | 10-13 |
| F18 | a | L | 84-87 | Maryland (ot) |10-14 | |
| F22 | h | L | 66-73 | Duke |1/1 | 10-15 |
| F25 | h | W | 76-61 | Wake Forest |11-15 | |
| M4 | a | L | 82-95 | Clemson |11-16 | |
| M9 | n3 | L | 64-82 | Maryland |11-17 | |

a1 - ACC/Big Ten Challenge; n1 - World Arena, Colorado Springs, Colo.; n2 - CenturyTel Center, Bossier City, La.; n3 - ACC Tournament, Greensboro Coliseum, Greensboro, N.C.

2006-07 (20-12, ACC 8-8/T-6th)

Home: 17-1, Away: 1-8, Neutral: 3-3

NCAA Tournament

| Date | Site | Result | Opponent | TR | OR | Rec |
|------|------|--------|----------|---------------------|------------|------------|
| N4 | h | W | 96-52 | Morehouse |23/21 |exh |
| N10 | h | W | 83-49 | Elon |23/21 |1-0 |
| N13 | h | W | 100-70 | Jackson State |23/21 |2-0 |
| N16 | h | W | 103-74 | Georgia State |23/21 |3-0 |
| N20 | n1 | W | 79-61 | Purdue |19/19 |4-0 |
| N21 | n1 | W | 92-85 | Memphis |19/19 |12/11 |
| N22 | n1 | L | 73-88 | UCLA |19/19 |5/5 |
| N28 | h1 | W | 77-73 | Penn State |21/24 |6-1 |
| D3 | a | L | 82-90 | at Miami |21/24 |6-2 |
| D9 | a | L | 64-73 | at Vanderbilt |25/N |6-3 |
| D18 | h | W | 92-52 | Centenary |7-3 | |
| D22 | h | W | 78-69 | Georgia |8-3 | |
| D28 | h | W | 85-55 | Troy |9-3 | |
| D30 | h | W | 87-43 | St. Francis, Pa. |10-3 | |
| J3 | h | W | 97-46 | Winston-Salem State |11-3 | |
| J6 | a | L | 74-75 | at Clemson |23/18 |11-4 |
| J10 | h | W | 74-63 | Duke |11/11 |12-4 |
| J13 | h | W | 88-80 | Florida State |13-4 | |
| J20 | a | L | 61-77 | at North Carolina |4/4 |13-5 |
| J24 | a | L | 65-80 | at Maryland |13-6 | |
| J28 | h | L | 65-73 | Virginia Tech |24/23 |13-7 |
| J30 | a | L | 75-85 | at Wake Forest |13-8 | |
| F3 | h | W | 80-62 | Clemson |25/21 |14-8 |
| F6 | h | W | 74-65 | NC State |15-8 | |
| F11 | h2 | W | 65-52 | Connecticut |16-8 | |
| F13 | a | W | 63-57 | at Florida State |17-8 | |
| F18 | a | L | 62-71 | at Duke |17-9 | |
| F21 | h | W | 75-61 | Wake Forest |18-9 | |
| F24 | a | L | 69-75 | at Virginia |24/v |18-10 |
| M1 | h | W | 84-77 | North Carolina |8/8 |19-10 |
| M4 | h | W | 74-60 | Boston College |20-10 | |
| M8 | n2 | L | 112-114 | Wake Forest (2ot) |20-11 | |
| M16 | n3 | L | 63-67 | UNLV |19/18 |20-12 |

h1 - ACC/Big Ten Challenge; h2 - Georgia Dome, Atlanta, Ga.; n1 - EA Sports Maui Invitational (Lahaina Civic Center, Lahaina, Maui); n2 - ACC Tournament, St. Pete Times Forum, Tampa, Fla.; n3 - NCAA Midwest First Round, United Center, Chicago, Ill.

2007-08 (15-17, ACC 7-9/T-7th)

Home: 6-7, Away: 6-8, Neutral: 3-2

| Date | Site | Result | Opponent | TR | OR | Rec |
|------|------|--------|----------|-----------------|------------|----------|
| N2 | h | W | 126-86 | Carson-Newman |exh | |
| N9 | h | L | 74-83 | UNC-Greensboro |0-1 | |
| N11 | a | W | 99-85 | Tennessee State |1-1 | |
| N16 | n1 | W | 82-77 | Charlotte |2-1 | |
| N18 | n1 | L | 73-79 | Winthrop |2-2 | |
| N19 | n1 | W | 70-69 | Notre Dame |3-2 | |
| N27 | a | L | 79-83 | Indiana |15/15 |3-3 |
| D1 | a | L | 79-92 | Vanderbilt |3-4 | |
| D5 | a | W | 72-67 | Georgia State |4-4 | |
| D18 | h | L | 66-71 | Kansas |3/3 |4-5 |
| D22 | h | W | 86-41 | Centenary |5-5 | |
| D27 | h | W | 83-63 | Tennessee Tech |6-5 | |
| D30 | h | L | 64-66 | Florida State |6-6 | |

| | | | | | | |
|-----|----|---|-------|------------------|------------|------------|
| J6 | h | W | 77-64 | Presbyterian |7-6 | |
| J9 | a | L | 72-79 | Georgia |7-7 | |
| J12 | a | L | 68-78 | Miami |25/v |7-8 |
| J16 | h | L | 82-83 | North Carolina |1/1 |7-9 |
| J19 | h | W | 81-70 | Virginia Tech |8-9 | |
| J23 | a | W | 77-74 | NC State |9-9 | |
| J27 | a | W | 92-82 | Virginia (ot) |10-9 | |
| F2 | h | L | 86-88 | Maryland |10-10 | |
| F6 | a | W | 89-83 | Wake Forest |11-10 | |
| F9 | a | L | 68-80 | Connecticut |19/19 |11-11 |
| F14 | a | L | 67-82 | Clemson |11-12 | |
| F17 | h | L | 63-64 | Miami |11-13 | |
| F23 | a | L | 84-92 | Virginia Tech |11-14 | |
| F27 | a | L | 58-71 | Duke |7/6 |11-15 |
| M1 | h | W | 87-79 | Wake Forest (ot) |12-15 | |
| M3 | h | L | 74-76 | Virginia |12-16 | |
| M6 | h | W | 80-75 | Clemson |24/v |13-16 |
| M8 | a | W | 86-78 | Boston College |14-16 | |
| M13 | n2 | W | 94-76 | Virginia |15-16 | |
| M14 | n2 | L | 70-82 | Duke |7/7 |15-17 |

a1 - ACC/Big Ten Challenge; n1 - Paradise Jam, St. Thomas, U.S. Virgin Islands; n2 - ACC Tournament, Bobcats Arena, Charlotte, N.C.

2008-09 (12-19, ACC 2-14/12th)

Home: 9-8, Away: 2-10, Neutral: 1-1

| Date | Site | Result | Opponent | TR | OR | Rec |
|------|------|--------|----------|---------------------|------------|------------|
| N7 | h | W | 85-54 | Le Moyne |exh | |
| N14 | h | W | 92-47 | Winston-Salem State |1-0 | |
| N22 | a | W | 82-76 | Mercer (ot) |2-0 | |
| N25 | h | W | 74-47 | Arkansas-Pine Bluff |3-0 | |
| N28 | h | W | 79-76 | Jacksonville |4-0 | |
| D3 | h1 | L | 83-85 | Penn State |4-1 | |
| D6 | h | W | 63-51 | Vanderbilt |5-1 | |
| D14 | h | L | 60-66 | Illinois-Chicago |5-2 | |
| D17 | h | W | 84-64 | Georgia State |6-2 | |
| D20 | a | W | 86-58 | Pepperdine |7-2 | |
| D22 | a | L | 57-76 | Southern California |7-3 | |
| D28 | h | L | 84-88 | Virginia (ot) |7-4 | |
| D30 | h | W | 63-58 | Tennessee State |8-4 | |
| J3 | a | L | 77-88 | Alabama |8-5 | |
| J6 | h | W | 67-62 | Georgia |9-5 | |
| J10 | a | L | 61-68 | Maryland |9-6 | |
| J14 | h | L | 56-70 | Duke |3/2 |9-7 |
| J17 | a | L | 71-76 | NC State (ot) |9-8 | |
| J20 | h | L | 76-80 | Boston College (ot) |9-9 | |
| J25 | a | L | 59-73 | Clemson |10/9 |9-10 |
| J31 | h | W | 76-74 | Wake Forest |6/4 |10-10 |
| F5 | a | L | 58-62 | Florida State |10-11 | |
| F8 | h | L | 56-57 | Maryland |10-12 | |
| F11 | a | L | 71-76 | Virginia Tech |10-13 | |
| F14 | h | L | 65-86 | NC State |10-14 | |
| F18 | a | L | 69-87 | Wake Forest |8/8 |10-15 |
| F22 | h | L | 73-81 | Clemson |13/13 |10-16 |
| F28 | a | L | 74-104 | North Carolina |4/5 |10-17 |
| M4 | h | W | 78-68 | Miami |11-17 | |
| M7 | a | L | 66-67 | Boston College |11-18 | |
| M12 | n1 | W | 86-81 | Clemson |17/18 |12-18 |
| M13 | n1 | L | 62-64 | Florida State |22/22 |12-19 |

h1 - ACC/Big Ten Challenge; n1 - ACC Tournament, Georgia Dome, Atlanta, Ga.

2009-10 (23-13, ACC 7-9/7th)

Home: 14-2, Away: 3-8, Neutral: 6-3

NCAA Tournament Second Round

| Date | Site | Result | Opponent | TR | OR | Rec |
|------|------|--------|----------|---------------------|------------|------------|
| N8 | h | W | 84-76 | IUPUI (ot) |exh | |
| N14 | h | W | 100-59 | Florida A&M |22/20 |1-0 |
| N19 | n1 | L | 59-63 | Dayton |21/19 |18/21 |
| N20 | n1 | W | 70-62 | George Mason |2-1 | |
| N22 | n1 | W | 85-67 | Boston University |21/19 |3-1 |
| N27 | h | W | 85-74 | Mercer |v/25 |4-1 |
| D2 | h | W | 74-61 | Siena |v/23 |5-1 |
| D5 | h | W | 79-53 | Southern California |v/23 |6-1 |
| D14 | a | W | 95-64 | Chattanooga |22/15 |7-1 |
| D16 | h | W | 65-53 | Arkansas-Pine Bluff |22/15 |8-1 |
| D20 | h | L | 59-66 | Florida State (ot) |22/15 |8-2 |
| D22 | h | W | 80-55 | Kennesaw State |v/22 |9-2 |
| D29 | h | W | 78-43 | Winston-Salem State |v/20 |10-2 |
| J2 | a | W | 76-67 | Charlotte |v/20 |11-2 |
| J5 | a | L | 66-73 | Georgia |20/17 |11-3 |
| J9 | h | W | 71-67 | Duke |20/17 |5/5 |
| J13 | a | L | 75-82 | Virginia |20/18 |12-4 |
| J16 | a | W | 73-71 | North Carolina |20/18 |12/13 |
| J19 | h | W | 66-64 | Clemson |19/18 |17/16 |
| J24 | a | L | 66-68 | Florida State |19/18 |14-5 |
| J28 | h | W | 79-58 | Wake Forest |22/22 |15-5 |
| J30 | h | W | 98-50 | Kentucky State |22/22 |16-5 |
| F4 | a | L | 67-86 | Duke |21/19 |10/9 |
| F6 | h | W | 73-71 | NC State |21/19 |17-6 |
| F10 | a | L | 62-64 | Miami |20/20 |17-7 |
| F13 | a | L | 64-75 | Wake Forest |20/20 |17-8 |
| F16 | h | W | 68-51 | North Carolina |18-8 | |
| F20 | a | L | 75-76 | Maryland |18-9 | |

| | | | | | | |
|-----|----|---|-------|----------------|------------|------------|
| F27 | h | W | 73-68 | Boston College |19-9 | |
| M2 | a | L | 80-91 | Clemson |19-10 | |
| M6 | h | L | 82-88 | Virginia Tech |19-11 | |
| M11 | n2 | W | 62-58 | North Carolina |20-11 | |
| M12 | n2 | W | 69-64 | Maryland |19/19 |21-11 |
| M13 | n2 | W | 57-54 | NC State |22-11 | |
| M14 | n2 | L | 61-65 | Duke |4/4 |22-12 |
| M19 | n3 | W | 64-59 | Oklahoma State |23-12 | |
| M21 | n3 | L | 66-75 | Ohio State |5/7 |23-13 |

n1 - O'Reilly Auto Parts Puerto Rico Tip-Off; n2 - ACC Tournament, Greensboro Coliseum, Greensboro, N.C.; n3 - NCAA Midwest First and Second Rounds, Bradley Center, Milwaukee, Wis.

2010-11 (13-18, ACC 5-11/10th)

Home: 10-6, Away: 1-10, Neutral: 2-2

| Date | Site | Result | Opponent..... | TR..... | OR..... | Rec..... |
|------|------|-----------|---------------|--------------------------|---------|----------|
| N5 | h | W | 71-68 | Clark Atlanta (ot)..... | | exh |
| N12 | h | W | 52-39 | Charleston Southern..... | | 1-0 |
| N15 | a | L | 63-80 | Kennesaw State..... | | 1-1 |
| N17 | h1 | W | 78-51 | Albany..... | | 2-1 |
| N19 | h1 | W | 77-51 | Niagara..... | | 3-1 |
| N26 | n1 | W | 71-61 | UTEP..... | | 4-1 |
| N27 | n1 | L | 76-80 | Syracuse..... | 9/10 | 4-2 |
| N30 | a | L | 71-91 | Northwestern..... | | 4-3 |
| D7 | h | L | 72-73 | Georgia..... | | 4-4 |
| D11 | h | W | 69-59 | Savannah State..... | | 5-4 |
| D18 | n2 | W | 67-54 | Richmond..... | | 6-4 |
| D22 | a | L | 57-62 | Siena..... | | 6-5 |
| D27 | h | cancelled | Fordham..... | | | |
| D31 | h | W | 87-78 | Mercer..... | | 7-5 |
| J2 | h | L | 83-86 | Charlotte (2 ot)..... | | 7-6 |
| J8 | a | L | 75-86 | Boston College..... | | 7-7 |
| J12 | a | L | 62-87 | Clemson..... | | 7-8 |
| J16 | h | W | 78-58 | North Carolina..... | | 8-8 |
| J19 | h | W | 74-39 | Wake Forest..... | | 9-8 |
| J22 | a | L | 64-72 | Virginia..... | | 9-9 |
| J25 | h | W | 72-57 | Virginia Tech..... | | 10-9 |
| J30 | h | L | 63-74 | Maryland..... | | 10-10 |
| F3 | a | L | 57-59 | Miami..... | | 10-11 |
| F5 | h | L | 56-65 | Clemson..... | | 10-12 |
| F10 | h | L | 63-72 | Florida State..... | | 10-13 |
| F13 | a | L | 77-102 | Virginia Tech..... | | 10-14 |
| F16 | h | W | 62-53 | Chattanooga..... | | 11-14 |
| F20 | a | L | 57-79 | Duke..... | 5/5 | 11-15 |
| F23 | h | L | 56-62 | Virginia..... | | 11-16 |
| F26 | a | L | 74-79 | NC State..... | | 11-17 |
| M3 | a | W | 80-54 | Wake Forest..... | | 12-17 |
| M6 | h | W | 66-57 | Miami..... | | 13-17 |
| M10 | n3 | L | 43-59 | Virginia Tech..... | | 13-18 |

ALL-TIME SCORES

| | | | | | |
|-----|---|---|-------|--------------------|-------|
| F18 | a | L | 73-74 | Virginia Tech (ot) | 9-17 |
| F21 | h | L | 37-56 | Clemson | 9-18 |
| F25 | h | W | 63-61 | Maryland | 10-18 |
| F29 | a | L | 52-56 | Boston College | 10-19 |
| M3 | h | W | 69-62 | Wake Forest | 11-19 |
| M8 | n | L | 36-54 | Miami | 11-20 |

h1 - Arena at Gwinnett; h2 - Philips Arena; n1 - TD Arena, Charleston, S.C. (Charleston Classic); n2 - ACC Tournament, Philips Arena, Atlanta, Ga.

TECH BEGINS PLAYING HOME GAMES AT MCCAMISH PAVILION

2012-13 (16-15, ACC 6-12/T-9th)

Home: 11-6, Away: 3-7, Neutral: 2-2

| Date | Site | Result | Opponent | TR | OR | Rec |
|------|------|--------|----------|--------------------|-------|-------|
| N9 | h | W | 79-61 | Tulane | | 1-0 |
| N14 | h | W | 52-38 | Presbyterian | | 2-0 |
| N22 | n | W | 54-36 | Rice | | 3-0 |
| N23 | n | L | 57-68 | California | | 3-1 |
| N25 | n | W | 65-56 | Saint Mary's | | 4-1 |
| N28 | a | L | 62-75 | Illinois | 22/22 | 4-2 |
| D4 | h | W | 62-54 | Georgia | | 5-2 |
| D8 | h | W | 73-66 | UNC-Wilmington | | 6-2 |
| D17 | h | W | 75-41 | Alabama State | | 7-2 |
| D22 | h | W | 73-41 | The Citadel | | 8-2 |
| D29 | h | W | 73-48 | Fordham | | 9-2 |
| J2 | h | W | 74-58 | Chattanooga | | 10-2 |
| J5 | h | L | 49-62 | Miami | | 10-3 |
| J9 | a | L | 70-83 | NC State | 20/21 | 10-4 |
| J12 | h | L | 65-70 | Virginia Tech (ot) | | 10-5 |
| J17 | a | L | 57-73 | Duke | 3/3 | 10-6 |
| J23 | a | L | 63-79 | North Carolina | | 10-7 |
| J26 | h | W | 82-62 | Wake Forest | | 11-7 |
| J29 | a | L | 60-63 | Clemson | | 11-8 |
| F3 | h | W | 66-60 | Virginia | | 12-8 |
| F5 | h | L | 54-56 | Florida State | | 12-9 |
| F9 | a | W | 64-54 | Virginia Tech | | 13-9 |
| F14 | h | L | 53-56 | Clemson | | 13-10 |
| F16 | a | W | 57-56 | Wake Forest | | 14-10 |
| F19 | h | L | 58-70 | North Carolina | | 14-11 |
| F24 | a | L | 54-82 | Virginia | | 14-12 |
| F27 | h | W | 78-68 | Maryland | | 15-12 |
| M3 | h | L | 57-70 | NC State | | 15-13 |
| M6 | a | W | 71-69 | Miami | 6/7 | 16-13 |
| M9 | a | L | 72-74 | Boston College | | 16-14 |
| M14 | n | L | 64-84 | Boston College | | 16-15 |

n1 - Anaheim Convention Center, Anaheim, Calif. (DirectTV Classic); n2 - ACC Tournament, Greensboro (N.C.) Coliseum.

2013-14 (16-17, ACC 6-12/T-11th)

Home: 10-7, Away: 5-7, Neutral: 1-3

| Date | Site | Result | Opponent | TR | OR | Rec |
|------|------|--------|----------|--------------------------|-------|-------|
| N1 | h | W | 90-53 | Young Harris | | exh |
| N8 | h | W | 88-57 | Presbyterian | | 1-0 |
| N11 | h | W | 68-50 | Delaware State | | 2-0 |
| N15 | a | W | 80-71 | Georgia | | 3-0 |
| N20 | h | L | 72-82 | Dayton | | 3-1 |
| N24 | h | W | 78-71 | North Carolina A&T | | 4-1 |
| N26 | h | W | 76-59 | Mississippi Valley State | | 5-1 |
| N29 | n | L | 67-77 | Mississippi | | 5-2 |
| N30 | n | L | 58-69 | St. John's | | 5-3 |
| D3 | h | W | 67-64 | Illinois | | 6-3 |
| D7 | h | W | 87-57 | East Tennessee State | | 7-3 |
| D16 | h | W | 74-57 | Kennesaw State | | 8-3 |
| D21 | a | L | 63-76 | Vanderbilt | | 8-4 |
| D29 | a | W | 58-55 | Charlotte | | 9-4 |
| J4 | a | L | 61-77 | Maryland | | 9-5 |
| J7 | a | L | 57-79 | Duke | 16/13 | 9-6 |
| J11 | h | W | 74-69 | Notre Dame | | 10-6 |
| J14 | h | L | 74-81 | Pittsburgh | 22/21 | 10-7 |
| J18 | h | L | 42-56 | Miami | | 10-8 |
| J21 | a | W | 68-60 | Boston College | | 11-8 |
| J26 | a | L | 78-80 | NC State (ot) | | 11-9 |
| J29 | h | L | 65-78 | North Carolina | | 11-10 |
| F1 | a | W | 79-70 | Wake Forest | | 12-10 |
| F4 | a | L | 41-45 | Clemson | | 12-11 |
| F8 | h | L | 45-64 | Virginia | 20/21 | 12-12 |
| F13 | h | W | 74-71 | Boston College | | 13-12 |
| F18 | h | L | 51-68 | Duke | 5/6 | 13-13 |
| F22 | h | L | 55-63 | Clemson | | 13-14 |
| F26 | a | L | 62-65 | Notre Dame | | 13-15 |
| M2 | a | L | 71-81 | Florida State | | 13-16 |
| M4 | a | W | 67-62 | Syracuse | 7/7 | 14-16 |
| M8 | h | W | 62-51 | Virginia Tech | | 15-16 |
| M12 | n | W | 73-70 | Boston College (ot) | | 16-16 |
| M13 | n | L | 65-69 | Clemson (ot) | | 16-17 |

n1 - Barclays Center, Brooklyn, N.Y. (Barclays Center Classic); n2 - ACC Tournament, Greensboro (N.C.) Coliseum

2014-15 (12-19, ACC 3-15/13th)

Home: 8-8, Away: 2-9, Neutral: 2-2

| Date | Site | Result | Opponent | TR | OR | Rec |
|------|------|--------|----------|-------------------|-------|-------|
| N7 | h | W | 74-41 | Clayton State | | exh |
| N14 | h | W | 80-73 | Georgia | | 1-0 |
| N18 | h | W | 66-46 | Alabama A&M | | 2-0 |
| N21 | h | W | 78-69 | Purdue Fort Wayne | | 3-0 |
| N27 | n | L | 70-72 | Marquette | | 3-1 |
| N28 | n | W | 61-54 | Rider | | 4-1 |
| N30 | n | W | 64-61 | Rhode Island | | 5-1 |
| D3 | a | W | 66-58 | Northwestern | | 6-1 |
| D6 | h | L | 54-59 | USC Upstate | | 6-2 |
| D15 | h | W | 70-57 | Appalachian State | | 7-2 |
| D20 | h | W | 65-60 | Vanderbilt | | 8-2 |
| D23 | a | L | 61-75 | Dayton | | 8-3 |
| D30 | h | W | 67-66 | Charlotte | | 9-3 |
| J3 | a | L | 76-83 | Notre Dame (2ot) | 14/13 | 9-4 |
| J7 | h | L | 45-46 | Syracuse | | 9-5 |
| J10 | a | L | 69-76 | Wake Forest | | 9-6 |
| J14 | h | L | 59-62 | Notre Dame | 12/12 | 9-7 |
| J17 | a | L | 65-70 | Pittsburgh | | 9-8 |
| J22 | a | L | 28-57 | Virginia | 2/2 | 9-9 |
| J25 | h | L | 62-64 | Boston College | | 9-10 |
| J28 | a | W | 70-50 | Miami | 23/23 | 10-10 |
| J31 | h | L | 80-81 | NC State (ot) | | 10-11 |
| F4 | a | L | 66-72 | Duke | 4/5 | 10-12 |
| F7 | h | W | 73-59 | Wake Forest | | 11-12 |
| F9 | a | L | 63-65 | Virginia Tech | | 11-13 |
| F14 | h | L | 53-57 | Florida State | | 11-14 |
| F16 | h | W | 63-52 | Clemson | | 12-14 |
| F21 | a | L | 60-89 | North Carolina | 15/16 | 12-15 |
| F23 | h | L | 51-52 | Louisville | 17/15 | 12-16 |
| F28 | a | L | 63-70 | Clemson (ot) | | 12-17 |
| M3 | h | L | 49-81 | North Carolina | 19/19 | 12-18 |
| M10 | n | L | 65-66 | Boston College | | 12-19 |

n1 - Lake Buena Vista, Fla. (Orlando Classic); n2 - ACC Tournament, Greensboro (N.C.) Coliseum

2015-16 (21-15, ACC 8-10/11th)

Home: 14-5, Away: 5-8, Neutral: 2-2

| Date | Site | Result | Opponent | TR | OR | Rec |
|------|------|--------|----------|------------------------|-------|-------|
| N13 | h | W | 116-81 | Cornell | | 1-0 |
| N16 | h | W | 69-67 | Tennessee | | 2-0 |
| N19 | h | W | 107-77 | Green Bay | | 3-0 |
| N22 | h | L | 68-69 | East Tennessee State | | 3-1 |
| N26 | n | W | 83-73 | Arkansas | | 4-1 |
| N27 | n | L | 52-69 | Villanova | 8/9 | 4-2 |
| D1 | h | W | 77-61 | Wofford | | 5-2 |
| D5 | a | W | 76-68 | Tulane | | 6-2 |
| D15 | h | W | 77-64 | VCU | | 7-2 |
| D19 | a | L | 61-75 | Georgia | | 7-3 |
| D21 | h | W | 75-62 | Southeastern Louisiana | | 8-3 |
| D23 | h | W | 76-60 | Colgate | | 9-3 |
| D29 | h | W | 73-67 | Duquesne | | 10-3 |
| J2 | a | L | 78-86 | North Carolina | 7/8 | 10-4 |
| J6 | a | L | 84-89 | Pittsburgh | 24/21 | 10-5 |
| J9 | h | W | 68-64 | Virginia | 4/4 | 11-5 |
| J13 | a | L | 64-72 | Notre Dame | | 11-6 |
| J16 | h | L | 77-78 | Virginia Tech | | 11-7 |
| J23 | h | L | 71-75 | Louisville | 17/16 | 11-8 |
| J27 | a | W | 90-83 | NC State | | 12-8 |
| J30 | a | L | 57-60 | Syracuse | | 12-9 |
| F2 | h | L | 71-80 | Duke | | 12-10 |
| F7 | h | L | 68-75 | Miami | 17/15 | 12-11 |
| F10 | h | W | 71-66 | Wake Forest | | 13-11 |
| F13 | a | L | 52-66 | Clemson | | 13-12 |
| F17 | a | W | 86-80 | Florida State | | 14-12 |
| F20 | h | W | 63-62 | Notre Dame | 19/18 | 15-12 |
| F23 | h | W | 75-73 | Clemson | | 16-12 |
| F27 | a | W | 76-71 | Boston College | | 17-12 |
| M1 | a | L | 53-56 | Louisville | 11/x | 17-13 |
| M5 | h | W | 63-59 | Pittsburgh | | 18-13 |
| M9 | n | W | 88-85 | Clemson (ot) | | 19-13 |
| M10 | n | L | 52-72 | Virginia | 4/4 | 19-14 |
| M16 | h | W | 81-62 | Houston | | 20-14 |
| M21 | a | W | 83-66 | South Carolina | | 21-14 |
| M23 | a | L | 56-72 | San Diego State | | 21-15 |

n1 - MIT Season Tip-Off, Barclays Center, Brooklyn, N.Y.; n2 - ACC Tournament, Verizon Center, Washington, D.C.; *National Invitation Tournament

Josh Pastner

Arizona '97

Record: 34-35 (.493)

2016-present (2 seasons)



2016-17 (21-16, ACC 8-10/11th)

Home: 17-4, Away: 3-10, Neutral: 1-2

| Date | Site | Result | Opponent | TR | OR | Rec |
|------|------|--------|----------|--------------------|-------|-------|
| N5 | h | W | 95-87 | Shorter (ot) | | exh |
| N11 | h | W | 70-55 | Tennessee Tech | | 1-0 |
| N14 | h | W | 77-62 | Southern | | 2-0 |
| N18 | h | L | 61-67 | Ohio | | 2-1 |
| N22 | h | W | 81-73 | Sam Houston State | | 3-1 |
| N26 | h | W | 82-68 | Tulane | | 4-1 |
| N29 | a | L | 60-67 | Penn State | | 4-2 |
| D3 | a | L | 58-81 | Tennessee | | 4-3 |
| D7 | a | W | 76-73 | VCU (ot) | | 5-3 |
| D18 | h | W | 74-50 | Alcorn State | | 6-3 |
| D20 | h | L | 43-60 | Georgia | | 6-4 |
| D22 | h | W | 76-72 | Wofford | | 7-4 |
| D28 | h | W | 59-52 | North Carolina A&T | | 8-4 |
| D31 | h | W | 75-63 | North Carolina | 9/10 | 9-4 |
| J4 | a | L | 57-110 | Duke | 8/8 | 9-5 |
| J7 | h | L | 50-65 | Louisville | 9/9 | 9-6 |
| J12 | h | W | 75-63 | Clemson | | 10-6 |
| J15 | a | W | 86-76 | NC State | | 11-6 |
| J18 | a | L | 61-62 | Virginia Tech | | 11-7 |
| J21 | a | L | 49-62 | Virginia | 16/16 | 11-8 |
| J25 | h | W | 78-56 | Florida State | 6/8 | 12-8 |
| J28 | h | W | 62-60 | Notre Dame | 14/12 | 13-8 |
| F1 | a | L | 62-74 | Clemson | | 13-9 |
| F4 | a | L | 69-81 | Wake Forest | | 13-10 |
| F7 | h | W | 96-58 | Tusculum | | 14-10 |
| F11 | h | W | 65-54 | Boston College | | 15-10 |
| F15 | a | L | 61-70 | Miami | | 15-11 |
| F19 | h | W | 71-65 | Syracuse | | 16-11 |
| F21 | h | L | 69-71 | NC State | | 16-12 |
| F26 | a | L | 60-64 | Notre Dame | 21/17 | 16-13 |
| F28 | h | W | 61-52 | Pittsburgh | | 17-13 |
| M4 | a | L | 61-90 | Syracuse | | 17-14 |
| M7 | n | L | 59-61 | Pittsburgh | | 17-15 |
| M14 | h | W | 75-63 | Indiana* | | 18-15 |
| M19 | h | W | 71-57 | Belmont* | | 19-15 |
| M21 | a | W | 74-66 | Ole Miss* | | 20-15 |
| M28 | n | W | 76-61 | CSU Bakersfield* | | 21-15 |
| M30 | n | L | 56-88 | TCU* | | 21-16 |

n1 - ACC Tournament, Barclays Center, Brooklyn, N.Y.; n2 - Madison Square Garden, New York, N.Y.; *National Invitation Tournament

2017-18 (13-19, ACC 6-12/13th)

Home: 12-7, Away: 1-10, Neutral: 0-2

| Date | Site | Result | Opponent | TR | OR | Rec |
|------|------|--------|----------|-------------------------|-------|-------|
| N5 | h | W | 95-87 | Shorter (ot) | | exh |
| Q28 | h | L | 58-65 | GEORGIA STATE | | exh |
| N2 | h | W | 78-60 | FAULKNER | | exh |
| N10 | n | L | 60-63 | UCLA | 21/18 | 0-1 |
| N19 | h | W | 65-62 | BETHUNE-COOKMAN | | 1-1 |
| N22 | h | W | 78-68 | TEXAS-RIO GRANDE VALLEY | | 2-1 |
| N24 | h | W | 63-49 | NORTH TEXAS | | 3-1 |
| N28 | h | W | 52-51 | NORTHWESTERN | | 4-1 |
| D1 | h | L | 63-64 | GRAMBLING STATE | | 4-2 |
| D3 | h | L | 70-77 | TENNESSEE | | 4-3 |
| D6 | a | L | 60-63 | at Wofford | | 4-4 |
| D17 | h | W | 79-54 | FLORIDA A&M | | 5-4 |
| D19 | a | L | 59-80 | at Georgia | | 5-5 |
| D22 | h | L | 81-85 | WRIGHT STATE | | 5-6 |
| D27 | h | W | 76-62 | COPPIN STATE | | 6-6 |
| D30 | a | L | 59-68 | at Notre Dame | | 6-7 |
| J3 | h | W | 64-54 | MIAMI | 15/17 | 7-7 |
| J6 | h | W | 74-60 | YALE | | 8-7 |
| J10 | h | W | 60-53 | NOTRE DAME | rv/25 | 9-7 |
| J13 | a | W | 69-54 | at Pittsburgh | | 10-7 |
| J18 | h | L | 48-64 | VIRGINIA | 2/2 | 10-8 |
| J20 | a | L | 66-80 | at North Carolina | 15/14 | 10-9 |
| J24 | a | L | 77-88 | at Florida State | | 10-10 |
| J28 | h | L | 70-72 | CLEMSON | 18/17 | 10-11 |
| J31 | h | W | 55-51 | SYRACUSE | | 11-11 |
| F4 | a | L | 72-80 | at Boston College (ot) | | 11-12 |
| F8 | a | L | 54-77 | at Louisville | | 11-13 |
| F11 | h | L | 69-80 | DUKE | 9/8 | 11-14 |
| F14 | a | L | 62-79 | at Wake Forest | | 11-15 |
| F17 | h | L | 56-76 | VIRGINIA TECH | | 11-16 |
| F21 | a | L | 54-65 | at Virginia | 1/2 | 11-17 |
| F24 | a | L | 67-75 | at Clemson | 15/17 | 11-18 |
| M1 | h | W | 78-75 | NC STATE | | 12-18 |
| M3 | h | W | 64-56 | WAKE FOREST | | 13-18 |
| M6 | n | L | 77-87 | Boston College | | 13-19 |

WINS OVER NO. 1

Georgia Tech vs. No. 1 (8-35)

| Date | Opponent | Opp | GT | Result |
|----------|----------------------|------|-------|------------|
| 2-19-49 | Kentucky | 1-na | nr | aL, 32-78 |
| 2-9-51 | Kentucky | 1-1 | nr | aL, 42-75 |
| 3-2-51 | Kentucky (SEC) | 1-1 | nr | nL, 56-82 |
| 2-9-52 | Kentucky | 1-1 | nr | aL, 42-93 |
| 2-28-52 | Kentucky (SEC) | 1-1 | nr | nL, 59-80 |
| 1-9-54 | Kentucky | 1-1 | nr | aL, 53-105 |
| 2-2-54 | Kentucky | 1-1 | nr | aL, 48-99 |
| 1-8-55 | Kentucky | 1-1 | nr | aW, 59-58 |
| 1-31-55 | Kentucky | 1-1 | nr | hW, 65-59 |
| 1-3-59 | Kentucky | 1-1 | nr | aL, 62-72 |
| 1-26-59 | Kentucky | 1-1 | nr | hL, 70-94 |
| 1-4-64 | Kentucky | 1-1 | nr | hW, 67-76 |
| 12-29-66 | UCLA | 1-1 | nr | aL, 72-91 |
| 1-7-80 | Duke | 1-1 | nr | aL, 42-55 |
| 2-16-81 | Virginia | 1-1 | nr | aL, 42-83 |
| 1-23-82 | North Carolina | 1-1 | nr | hL, 54-66 |
| 2-15-82 | Virginia | 1-1 | nr | hL, 52-56 |
| 3-4-82 | North Carolina (ACC) | 1-1 | nr | nL, 39-55 |
| 1-28-84 | North Carolina | 1-1 | nr | aL, 61-73 |
| 2-29-84 | North Carolina | 1-1 | nr | hL, 56-69 |
| 3-23-85 | Georgetown (NCAA) | 1-1 | 6-6 | nL, 54-60 |
| 1-25-86 | North Carolina | 1-1 | 4-3 | aL, 77-85 |
| 2-4-86 | North Carolina (ot) | 1-1 | 2-2 | hL, 77-78 |
| 3-9-86 | Duke (ACC) | 1-1 | 6-6 | nL, 67-68 |
| 1-24-87 | North Carolina | 2-1 | nr | aL, 55-92 |
| 1-11-92 | Duke | 1-1 | 14-15 | aL, 84-97 |
| 2-12-92 | Duke | 1-1 | nr-24 | hL, 62-71 |
| 3-14-92 | Duke (ACC) | 1-1 | nr | nL, 76-89 |
| 1-10-93 | Duke | 1-1 | 10-11 | hW, 80-79 |
| 3-14-93 | North Carolina (ACC) | 1-1 | nr | nW, 77-75 |
| 1-12-94 | North Carolina | 1-1 | 17-18 | hW, 89-69 |
| 2-12-94 | North Carolina | 1-1 | nr | aW, 96-89 |
| 2-12-95 | North Carolina | 1-1 | 18-15 | hL, 81-85 |
| 1-8-98 | North Carolina | 1-1 | nr | aL, 75-96 |
| 2-1-98 | Duke | 1-1 | nr | aL, 69-90 |
| 2-25-98 | Duke | 1-1 | nr | hL, 53-76 |
| 1-10-02 | Duke | 2-1 | nr | aL, 79-104 |
| 2-9-02 | Duke | 1-1 | nr | hL, 63-95 |
| 11-26-03 | Connecticut | 1-1 | nr | nW, 77-61 |
| 1-31-04 | Duke | 1-1 | nr | hL, 74-82 |
| 2-22-06 | Duke | 1-1 | nr | hL, 66-73 |
| 1-16-08 | North Carolina | 1-1 | nr | hL, 82-83 |
| 2-21-18 | Virginia | 1-2 | nr | aL, 54-65 |

AP-UPI through 1990-91, AP-Coaches beginning in 1991-92.

NOTE: Georgia Tech ranks fourth all-time in wins vs. AP No. 1-ranked teams behind UNC (12), UCLA (10) and Maryland (9). Duke also has eight.

Tech 59, Kentucky 58 - Jan. 8, 1955

Joe Helms' jump shot with 11 seconds to play gave Georgia Tech a stunning 59-58 upset over No. 1-ranked Kentucky at Memorial Coliseum, ending the Wildcats' 129-game home winning streak. Kentucky had not lost a Southeastern Conference game in 16 years and were riding a 32-game winning streak, but trailed 26-23 at the half and 38-30 in the second half. Still, the Wildcats led by three with 1:14 left. After Kentucky missed a pair of free throws, Tech's Bobby Kimmel was fouled on the rebound and hit two free throws to pull the Jackets within one. With Kentucky's Bill Evans trying to run out the clock, Kimmel tied him up and Helms snatched the ball and then let fly with the winning shot.

Tech 65, Kentucky 59 - Jan. 31, 1955

Just 23 days after stunning No. 1 Kentucky on its homecourt, Georgia Tech again downed the mighty Wildcats, 65-59, at Heisman Gym. Tech's backcourt of Bobby Kimmel and Joe Helms combined for 44 points, and the Yellow Jackets connected on 25 free throws to just five for the Wildcats. Tech never trailed in the game, jumping to a 15-8 lead in the early going. Kentucky pulled within 18-16 but could get no closer as the Jackets took a 32-24 lead into the intermission. In the second half, Tech went ahead by as many as 14 points, leading 58-44 with six minutes to play.

Tech 76, Kentucky 67 - Jan. 4, 1964

Kentucky native R.D. Craddock scored 25 points as Georgia Tech shocked the top-ranked Wildcats, 76-67, at Alexander Memorial Coliseum. Charlie Spooner added 16 points and Mick Stenftenagel 15 for the Jackets as Tech head coach Whack Hyder recorded his ninth victory over Adolph Rupp's Wildcats, including three wins over No. 1-ranked Kentucky teams. Craddock, who was 5-for-8 from the field and 15-for-17 from the foul line, scored 19 points in the second half as Tech rallied from a 32-30 halftime deficit to lead by as many as 13 points. Leading 48-43, Tech scored seven straight points on field goals by Craddock and Jim Caldwell and three free throws by Bill Edison, to go up 55-43 with 10:35 to play and then held off the Wildcats with free throw shooting, hitting 17 in a row in one stretch.

Tech 80, Duke 79 - Jan. 10, 1993

Freshman Drew Barry came off the bench to record 11 points, five assists and four steals, as No. 10 Georgia Tech knocked off No. 1-ranked Duke, 80-79, at Alexander Memorial Coliseum, ending a 23-game winning streak for the defending national champions. Barry and freshman Martice Moore combined for 15 of Tech's 19 points during a second half stretch in which the Jackets took a 76-74 lead with 1:04 to go. Tech began the game with a 12-0 run and led by as many as 14 in the first half before Duke pulled within 44-37 at the half. The Blue Devils led 60-59 when Moore's three-pointer put Tech ahead 62-60 with 8:47 left. Duke tied the score three times after that but never led.

Tech 77, North Carolina 75 - Mar. 14, 1993

James Forrest had 27 points and 10 rebounds to lead Georgia Tech to a 77-75 victory over top-ranked North Carolina in the championship game of the ACC Tournament at the Charlotte (N.C.) Coliseum. The Tar Heels led by one point midway through the second half when Forrest ignited an 11-0 run that put Tech up 66-58 with six minutes to play. Forrest hit 11 of 19 field goals against the Heels as he averaged 26.7 points and shot 69 percent for the tournament.

Tech 89, North Carolina 69 - Jan. 12, 1994

Travis Best had 27 points, nine assists and only one turnover and James Forrest added 22 points as Georgia Tech downed its third straight No. 1-ranked team with an 89-69 upset over North Carolina at Alexander Memorial Coliseum. After leading by as many as 13 in the first half, Tech held a 38-35 advantage at the intermission. The score was tied at 44-44 with 16 minutes to play when Fred Vinson came off the bench to hit three three-pointers and another long jumper, helping Tech build a 66-56 lead with 8:03 remaining.


Tech 96, North Carolina 89 - Feb. 12, 1994

Fred Vinson scored a career-high 26 points, 24 of them on eight three-pointers, and James Forrest added 25 points and 17 rebounds as Georgia Tech knocked off a No. 1 ranked team for the fourth straight time with a 96-89 win at North Carolina. Tech hit a school-record 15 three-pointers in defeating a top-ranked Tar Heel team for the third time in less than a year. Tech trailed by 15 points in the first half and stayed close only by nailing nine treys, five by Vinson. Trailing 48-41, Tech opened the second half with three straight threes. Travis Best gave Tech the lead for good, 85-84, with 1:54 left when he drained a 15-footer as the shot clock expired, and the Jackets hit nine of 10 free throws in the final minute to seal the win.

Tech 77, Connecticut 61 - Nov. 26, 2003

In the semifinals of the Preseason NIT in Madison Square Garden, Georgia Tech made the most of its pressure defense to create turnovers and fastbreak opportunities to create the runaway victory. B.J. Elder and Isma'il Muhammad led the way with 22 points each, while the Yellow Jackets held the Huskies' All-Americans, guard Ben Gordon and center Emeka Okafor, to 22 total points between them. UConn managed to shoot just 37.9 percent from the floor, made just 1 of 10 three-point attempts and 10 of 30 free throw tries. Tech finished the first half with a 7-2 run for a 42-35 lead, then extended the advantage to as many as 19 in the second half while holding the Huskies to just 26 points after intermission.

AT LEFT, BOBBY CREMINS EXHORTS THE ALEXANDER MEMORIAL COLISEUM CROWD DURING THE CLOSING MOMENTS OF TECH'S 80-79 UPSET OF THE NO. 1-RANKED BLUE DEVILS IN 1993.



TECH IN THE NATIONAL RANKINGS

1959-60

| Date | AP | UPI | W-L |
|-------|----|-----|------|
| Final | - | 8 | 22-6 |

1962-63

| Date | AP | UPI | W-L |
|--------|----|-----|------|
| Dec 24 | - | 18 | 5-0 |
| Dec 31 | - | 13 | 7-0 |
| Jan 7 | 7 | 7 | 9-0 |
| Jan 14 | 7 | 6 | 11-0 |
| Jan 21 | 7 | 6 | 12-1 |
| Jan 26 | 6 | 6 | 14-1 |
| Feb 4 | 6 | 6 | 16-1 |
| Feb 11 | 10 | 9 | 17-3 |
| Feb 18 | - | 10 | 18-4 |
| Feb 25 | 10 | 12 | 20-4 |

1977-78

| Date | AP | UPI | W-L |
|--------|----|-----|-------|
| Feb 27 | - | 18 | 14-11 |

1983-84

| Date | AP | UPI | USA | W-L |
|--------|----|-----|-----|------|
| Jan 17 | - | - | 25 | 11-2 |
| Jan 24 | - | - | 19 | 13-2 |
| Jan 31 | 18 | - | 16 | 14-4 |
| Feb 7 | 18 | - | 16 | 15-5 |
| Feb 14 | - | - | 24 | 15-7 |

1984-85

| Date | AP | UPI | USA | W-L |
|--------|----|-----|-----|------|
| Dec 4 | 15 | 14 | 14 | 3-0 |
| Dec 11 | 12 | 14 | 11 | 3-0 |
| Dec 18 | 13 | 13 | 10 | 4-1 |
| Jan 8 | 9 | 10 | 10 | 10-2 |
| Jan 15 | 17 | 15 | 15 | 11-3 |
| Jan 22 | 16 | 17 | 15 | 13-3 |
| Jan 29 | 8 | 9 | 9 | 15-3 |
| Feb 5 | 10 | 7 | 8 | 16-4 |
| Feb 12 | 6 | 15 | 5 | 18-4 |
| Feb 19 | 8 | 9 | 9 | 18-5 |
| Feb 26 | 10 | 13 | 12 | 19-6 |
| Mar 12 | 6 | 6 | 6 | 24-7 |
| Final | 6 | 6 | 4 | 27-8 |

1985-86

| Date | AP | UPI | USA | W-L |
|-----------|----|-----|-----|------|
| Preseason | 1 | 2 | 1 | 0-0 |
| Nov 25 | 2 | 2 | 2 | 0-0 |
| Dec 2 | 5 | 4 | 5 | 1-1 |
| Dec 9 | 15 | 6 | 5 | 4-1 |
| Dec 16 | 7 | 7 | 5 | 4-1 |
| Dec 23 | 7 | 6 | 6 | 7-1 |
| Dec 30 | 6 | 6 | 6 | 9-1 |
| Jan 6 | 5 | 5 | 5 | 11-1 |
| Jan 13 | 5 | 5 | 5 | 14-1 |
| Jan 20 | 4 | 3 | 2 | 15-1 |
| Jan 27 | 3 | 3 | 3 | 16-2 |
| Feb 3 | 2 | 2 | 2 | 17-2 |
| Feb 10 | 5 | 5 | 4 | 18-4 |
| Feb 17 | 5 | 5 | 4 | 19-4 |
| Feb 24 | 4 | 13 | 4 | 21-4 |
| Final | 6 | 6 | 6 | 23-5 |

1986-87

| Date | AP | UPI | USA | W-L |
|-----------|----|-----|-----|-------|
| Preseason | 6 | 10 | 13 | 0-0 |
| Dec 1 | 15 | - | 18 | 1-1 |
| Dec 8 | 16 | - | 17 | 3-1 |
| Dec 15 | 15 | - | 15 | 3-2 |
| Dec 22 | 19 | - | 19 | 5-2 |
| Dec 29 | 18 | - | 20 | 6-2 |
| Jan 5 | 19 | - | 19 | 7-3 |
| Jan 12 | - | - | 24 | 7-4 |
| Jan 19 | - | - | 23 | 9-4 |
| Jan 26 | - | - | - | 9-7 |
| Feb 2 | - | - | - | 11-7 |
| Feb 9 | - | - | - | 13-7 |
| Feb 16 | - | - | 23 | 15-7 |
| Feb 23 | - | - | - | 16-9 |
| Mar 2 | - | - | - | 16-11 |

1987-88

| Date | AP | UPI | USA | W-L |
|-----------|----|-----|-----|------|
| Preseason | 18 | 19 | 16 | 0-0 |
| Nov 30 | - | - | 20 | 1-1 |
| Dec 7 | - | - | 20 | 3-1 |
| Dec 14 | - | - | 19 | 4-1 |
| Dec 21 | - | 20 | 22 | 6-1 |
| Dec 28 | - | - | - | 6-2 |
| Jan 4 | - | - | - | 9-2 |
| Jan 11 | - | - | 23 | 11-2 |
| Jan 18 | - | - | - | 12-3 |
| Jan 25 | - | - | - | 13-4 |
| Feb 1 | - | - | - | 14-5 |
| Feb 8 | - | - | - | 15-6 |
| Feb 15 | - | - | 22 | 17-6 |
| Feb 22 | 20 | 16 | 15 | 19-6 |
| Feb 29 | 13 | 15 | 16 | 21-6 |
| Mar 7 | 18 | 18 | 18 | 21-8 |

1988-89

| Date | AP | UPI | USA | W-L |
|-----------|----|-----|-----|-------|
| Preseason | 13 | 16 | - | 0-0 |
| Nov 21 | 14 | 16 | 12 | 0-0 |
| Nov 28 | 12 | 12 | 12 | 2-0 |
| Dec 5 | 12 | 12 | 10 | 3-0 |
| Dec 12 | 11 | 11 | 10 | 4-0 |
| Dec 19 | 16 | 16 | 17 | 4-1 |
| Dec 26 | 17 | 17 | 18 | 5-1 |
| Jan 2 | 19 | 16 | 19 | 7-2 |
| Jan 9 | 19 | 16 | 18 | 9-2 |
| Jan 16 | - | 20 | 24 | 10-4 |
| Jan 23 | - | 19 | 21 | 11-5 |
| Jan 30 | - | - | 23 | 12-6 |
| Feb 6 | 20 | T20 | 19 | 14-6 |
| Feb 13 | - | - | 21 | 16-7 |
| Feb 20 | - | - | 24 | 17-8 |
| Feb 27 | - | - | 23 | 19-9 |
| Mar 6 | - | - | 22 | 20-10 |
| Final | - | - | - | 20-12 |

1989-90

| Date | AP | UPI | USA | W-L |
|-----------|-----|-----|-----|------|
| Preseason | 15 | 22 | 23 | 0-0 |
| Nov 27 | 21 | 19 | 21 | 1-0 |
| Dec 4 | 18 | T18 | 16 | 3-0 |
| Dec 11 | 15 | 16 | 15 | 4-0 |
| Dec 18 | 14 | 13 | 12 | 5-0 |
| Dec 25 | 14 | 13 | 12 | 6-0 |
| Jan 2 | 12 | 12 | 11 | 8-0 |
| Jan 8 | 9 | 9 | 9 | 10-0 |
| Jan 15 | T11 | 11 | 9 | 11-1 |
| Jan 22 | T13 | 11 | 6 | 12-2 |
| Jan 29 | 17 | 15 | 16 | 12-4 |
| Feb 5 | 16 | 15 | 14 | 14-4 |
| Feb 12 | 13 | 11 | 10 | 16-4 |
| Feb 19 | 8 | 6 | 6 | 19-4 |
| Feb 26 | 11 | 11 | 11 | 20-5 |
| Mar 5 | 14 | 13 | 13 | 21-6 |
| Mar 12 | 9 | 7 | 8 | 24-6 |
| Final | - | - | 3 | 28-7 |

1990-91

| Date | AP | UPI | USA | W-L |
|-----------|----|-----|-----|------|
| Preseason | 16 | 17 | 15 | 0-0 |
| Nov 27 | 14 | 14 | 14 | 1-0 |
| Dec 4 | 20 | 20 | 19 | 2-1 |
| Dec 11 | 23 | T21 | 19 | 3-2 |
| Jan 1 | 24 | 25 | - | 7-3 |
| Jan 8 | 24 | 22 | 25 | 9-3 |
| Jan 22 | - | 25 | 25 | 10-5 |
| Jan 29 | 23 | T22 | 25 | 12-5 |

1991-92

| Date | AP | USA | W-L |
|-----------|----|-----|-------|
| Preseason | 23 | 24 | 0-0 |
| Nov 25 | 18 | 18 | 2-0 |
| Dec 2 | 17 | 16 | 3-1 |
| Dec 9 | 13 | 13 | 5-1 |
| Dec 16 | 13 | 13 | 6-1 |
| Dec 23 | 13 | 13 | 7-2 |
| Dec 30 | 15 | 11 | 8-2 |
| Jan 6 | 14 | 15 | 11-2 |
| Jan 13 | 16 | 14 | 12-3 |
| Jan 20 | 18 | 17 | 13-4 |
| Jan 27 | 20 | 18 | 14-5 |
| Feb 3 | 24 | 20 | 15-6 |
| Feb 10 | - | 24 | 16-7 |
| Final | - | 21 | 23-12 |

1992-93

| Date | AP | USA | W-L |
|-----------|----|-----|-------|
| Preseason | 14 | 15 | 0-0 |
| Nov 24 | 14 | 15 | 0-0 |
| Nov 30 | 13 | 15 | 0-0 |
| Dec 7 | 17 | 17 | 1-1 |
| Dec 14 | 17 | 16 | 2-1 |
| Dec 21 | 16 | 15 | 4-1 |
| Dec 28 | 14 | T13 | 5-1 |
| Jan 4 | 10 | 11 | 7-1 |
| Jan 11 | 8 | 8 | 9-1 |
| Jan 18 | 16 | 16 | 9-3 |
| Jan 25 | 18 | 17 | 10-4 |
| Feb 1 | 22 | 22 | 11-5 |
| Feb 8 | - | 24 | 12-6 |
| Mar 15 | 18 | 20 | 19-10 |

1993-94

| Date | AP | USA | W-L |
|-----------|----|-----|------|
| Preseason | 14 | 15 | 0-0 |
| Nov 22 | 13 | 15 | 0-0 |
| Nov 29 | 16 | 17 | 0-1 |
| Dec 6 | 17 | 17 | 3-1 |
| Dec 13 | 14 | 14 | 4-1 |
| Dec 20 | 14 | 15 | 6-1 |
| Dec 27 | 15 | 15 | 7-1 |
| Jan 3 | 12 | 13 | 9-1 |
| Jan 10 | 17 | 18 | 9-3 |
| Jan 17 | 17 | 17 | 10-4 |
| Jan 24 | 21 | 19 | 11-5 |
| Feb 14 | 25 | - | 13-9 |
| Feb 21 | 23 | - | 14-9 |

1994-95

| Date | AP | USA | W-L |
|-----------|----|-----|------|
| Preseason | 23 | 22 | 0-0 |
| Nov 21 | 22 | 22 | 0-0 |
| Nov 28 | 20 | 19 | 1-0 |
| Dec 5 | 17 | 15 | 4-0 |
| Dec 12 | 14 | 13 | 5-0 |
| Dec 19 | 18 | 19 | 6-1 |
| Dec 26 | 17 | 16 | 7-1 |
| Jan 2 | 24 | 20 | 8-3 |
| Jan 9 | 22 | 17 | 9-4 |
| Jan 16 | 22 | 18 | 9-5 |
| Jan 23 | 21 | 21 | 11-6 |
| Jan 30 | 21 | 20 | 13-6 |
| Feb 6 | 18 | 15 | 15-6 |
| Feb 13 | 20 | 17 | 15-8 |
| Feb 20 | 24 | 22 | 16-9 |

1995-96

| Date | AP | USA | W-L |
|-----------|----|-----|-------|
| Preseason | 27 | 35 | 0-0 |
| Nov 20 | 25 | 20 | 2-0 |
| Nov 27 | 20 | 20 | 3-1 |
| Dec 4 | 16 | 15 | 5-1 |
| Dec 11 | 19 | 20 | 5-2 |
| Dec 18 | 21 | 18 | 6-3 |
| Jan 29 | 25 | - | 13-8 |
| Feb 19 | 23 | 22 | 16-10 |
| Feb 26 | 18 | 20 | 18-10 |
| Mar 4 | 18 | 18 | 20-10 |
| Mar 11 | 13 | 15 | 22-11 |
| Final | 13 | 13 | 24-12 |

1997-98

| Date | AP | USA | W-L |
|--------|----|-----|-----|
| Dec 1 | 22 | 23 | 4-0 |
| Dec 8 | 24 | 23 | 5-1 |
| Dec 22 | - | 23 | 7-2 |

2003-04

| Date | AP | USA | W-L |
|---------------|----|-----|-------|
| Dec 1 | 13 | 15 | 5-0 |
| Dec 8 | 10 | 11 | 7-0 |
| Dec 15 | 5 | 6 | 8-0 |
| Dec 22 | 4 | 4 | 10-0 |
| Dec 29 | 3 | 3 | 11-0 |
| Jan 5 | 8 | 8 | 12-1 |
| Jan 12 | 12 | 14 | 12-2 |
| Jan 19 | 11 | 13 | 14-2 |
| Jan 26 | 14 | 16 | 15-3 |
| Feb 2 | 15 | 16 | 16-4 |
| Feb 9 | 15 | 16 | 17-5 |
| Feb 16 | 18 | 16 | 18-6 |
| Feb 23 | 18 | 20 | 19-7 |
| Mar 1 | 19 | 22 | 20-8 |
| Mar 8 | 14 | 18 | 22-8 |
| Mar 15 | 14 | 15 | 23-9 |
| Apr 6 (final) | 14 | 3 | 28-10 |

2004-05

| Date | AP | USA | W-L |
|---------------|----|-----|-------|
| Preseason | 3 | 4 | 0-0 |
| Nov 15 | 3 | 4 | 0-0 |
| Nov 22 | 3 | 3 | 1-0 |
| Nov 29 | 4 | 4 | 3-0 |
| Dec 6 | 3 | 3 | 5-0 |
| Dec 13 | 3 | 3 | 6-0 |
| Dec 20 | 9 | 9 | 7-1 |
| Dec 27 | 9 | 9 | 8-1 |
| Jan 3 | 9 | 10 | 9-2 |
| Jan 10 | 8 | 8 | 11-2 |
| Jan 17 | 12 | 15 | 11-4 |
| Jan 24 | 22 | 21 | 11-5 |
| Jan 31 | 25 | 23 | 12-6 |
| Mar 14 | 25 | 25 | 19-11 |
| Apr 5 (final) | 25 | nr | 20-12 |

*AP's final poll was released the Monday after conference tournaments

2006-07

| Date | AP | USA | W-L |
|-----------|----|-----|-----|
| Preseason | 23 | 21 | 0-0 |
| Nov 13 | 23 | 21 | 1-0 |
| Nov 20 | 19 | 19 | 3-0 |
| Nov 27 | 21 | 24 | 5-1 |
| Dec 4 | 25 | nr | 6-2 |

Tech vs. the Top-25

| Year | vs. Top-25 | vs. Top 10 |
|---------|------------|------------|
| 1949-50 | 0-2 | 0-2 |
| 1950-51 | 0-4 | 0-4 |
| 1951-52 | 0-3 | 0-3 |
| 1952-53 | 0-1 | 0-1 |
| 1953-54 | 0-4 | 0-2 |
| 1954-55 | 3-2 | 2-0 |
| 1955-56 | 0-5 | 0-4 |
| 1956-57 | 1-4 | 0-4 |
| 1957-58 | 3-2 | 2-0 |
| 1958-59 | 2-6 | 0-4 |
| 1959-60 | 3-1 | 0 |
| 1960-61 | 0-3 | 0 |
| 1961-62 | 0-3 | 0-3 |
| 1962-63 | 4-1 | 2-1 |
| 1963-64 | 3-2 | 2-1 |
| 1964-65 | 0-2 | 0-0 |
| 1965-66 | 0-2 | 0-0 |
| 1966-67 | 1-2 | 1-1 |
| 1967-68 | 0-2 | 0-1 |
| 1968-69 | 0-3 | 0-1 |
| 1969-70 | 2-4 | 2-1 |
| 1970-71 | 0-4 | 0-1 |
| 1971-72 | 0-4 | 0-3 |
| 1972-73 | 0-4 | 0-3 |
| 1973-74 | 0-5 | 0-3 |
| 1974-75 | 0-6 | 0-3 |
| 1975-76 | 1-7 | 1-3 |
| 1976-77 | 2-6 | 1-1 |
| 1977-78 | 1-5 | 0-3 |
| 1978-79 | 0-0 | 0-0 |
| 1979-80 | 1-7 | 0-3 |
| 1980-81 | 0-11 | 0-7 |
| 1981-82 | 0-9 | 0-5 |
| 1982-83 | 0-6 | 0-5 |
| 1983-84 | 3-5 | 2-2 |
| 1984-85 | 12-3 | 7-3 |
| 1985-86 | 2-5 | 1-5 |
| 1986-87 | 2-7 | 0-4 |
| 1987-88 | 1-3 | 1-3 |
| 1988-89 | 2-7 | 2-4 |
| 1989-90 | 7-3 | 1-3 |
| 1990-91 | 6-6 | 2-3 |
| 1991-92 | 4-8 | 2-4 |
| 1992-93 | 7-6 | 5-4 |
| 1993-94 | 5-4 | 3-3 |
| 1994-95 | 3-9 | 2-4 |
| 1995-96 | 6-7 | 2-6 |
| 1996-97 | 0-11 | 0-5 |
| 1997-98 | 1-7 | 0-5 |
| 1998-99 | 1-8 | 1-6 |
| 1999-00 | 1-7 | 0-4 |
| 2000-01 | 5-9 | 3-5 |
| 2001-02 | 3-7 | 0-6 |
| 2002-03 | 2-6 | 1-3 |
| 2003-04 | 9-6 | 4-3 |
| 2004-05 | 2-8 | 2-7 |
| 2005-06 | 2-6 | 0-1 |
| 2006-07 | 4-6 | 1-2 |
| 2007-08 | 1-7 | 0-4 |
| 2008-09 | 2-6 | 1-4 |
| 2009-10 | 4-4 | 1-3 |
| 2010-11 | 0-2 | 0-1 |
| 2011-12 | 0-4 | 0-2 |
| 2012-13 | 1-3 | 1-1 |
| 2013-14 | 1-4 | 1-0 |
| 2014-15 | 1-7 | 0-2 |
| 2015-16 | 2-6 | 1-3 |
| 2016-17 | 3-4 | 2-2 |
| 2017-18 | 2-7 | 0-0 |

TECH VS. THE CONFERENCES

America East

| | |
|------------------------|------------|
| Albany (N.Y.) | 1-0 |
| Binghamton | 0-0 |
| Hartford | 0-0 |
| Maine | 1-0 |
| Massachusetts-Lowell | 0-0 |
| Maryland-Baltimore Co. | 0-0 |
| New Hampshire | 0-0 |
| Stony Brook | 0-0 |
| Vermont | 0-0 |
| Total | 2-0 |

American Athletic

| | |
|--------------------------|--------------|
| Central Florida (UCF) | 0-0 |
| Cincinnati | 3-8 |
| Connecticut | 2-2 |
| East Carolina | 3-1 |
| Houston | 3-0 |
| Memphis | 4-3 |
| South Florida (USF) | 0-0 |
| Southern Methodist (SMU) | 8-6 |
| Temple | 2-3 |
| Tulane | 38-33 |
| Tulsa | 0-0 |
| Total | 63-56 |

Atlantic Coast

| | |
|----------------|----------------|
| Boston College | 14-12 |
| Clemson | 62-70 |
| Duke | 23-72 |
| Florida State | 29-40 |
| Louisville | 13-20 |
| Miami | 9-13 |
| North Carolina | 25-68 |
| NC State | 40-57 |
| Notre Dame | 10-8 |
| Pittsburgh | 8-4 |
| Syracuse | 5-5 |
| Virginia | 40-41 |
| Virginia Tech | 6-18 |
| Wake Forest | 42-40 |
| Total | 326-468 |

Atlantic Sun

| | |
|--------------------|------------|
| Florida Gulf Coast | 0-0 |
| Jacksonville | 5-5 |
| Kennesaw State | 3-1 |
| Lipscomb | 0-0 |
| NIJT | 0-0 |
| North Florida | 0-0 |
| Stetson | 1-1 |
| Total | 9-7 |

Atlantic 10

| | |
|-------------------|--------------|
| Davidson | 9-3 |
| Dayton | 0-4 |
| Duquesne | 2-0 |
| Fordham | 3-1 |
| George Mason | 1-0 |
| George Washington | 3-0 |
| LaSalle | 1-1 |
| Massachusetts | 0-1 |
| Rhode Island | 1-0 |
| Richmond | 5-4 |
| St. Bonaventure | 3-1 |
| Saint Joseph's | 0-2 |
| Saint Louis | 7-3 |
| VCU | 4-0 |
| Total | 39-20 |

Big East

| | |
|--------------|--------------|
| Butler | 0-0 |
| Creighton | 0-0 |
| DePaul | 2-2 |
| Georgetown | 2-4 |
| Marquette | 3-4 |
| Providence | 0-0 |
| St. John's | 4-5 |
| Seton Hall | 2-1 |
| Villanova | 3-1 |
| Xavier | 0-2 |
| Total | 16-19 |

Big Sky

| | |
|--------------------|------------|
| Eastern Washington | 0-0 |
| Idaho | 0-0 |
| Idaho State | 3-1 |
| Montana | 0-0 |
| Montana State | 0-0 |
| North Dakota | 0-0 |
| Northern Arizona | 0-0 |
| Northern Colorado | 0-0 |
| Portland State | 0-0 |
| Sacramento State | 0-0 |
| Southern Utah | 0-0 |
| Weber State | 0-0 |
| Total | 3-1 |

Big South

| | |
|---------------------|-------------|
| Campbell | 2-0 |
| Charleston Southern | 6-1 |
| Gardner-Webb | 1-0 |
| High Point | 0-0 |
| Liberty | 0-0 |
| Longwood | 0-0 |
| UNC Asheville | 2-0 |
| Presbyterian | 9-0 |
| Radford | 1-0 |
| USC Upstate | 0-1 |
| Winthrop | 1-1 |
| Total | 22-3 |

Big Ten

| | |
|----------------|--------------|
| Illinois | 2-7 |
| Indiana | 1-2 |
| Iowa | 1-1 |
| Maryland | 36-40 |
| Michigan | 4-3 |
| Michigan State | 2-2 |
| Minnesota | 1-2 |
| Nebraska | 1-0 |
| Northwestern | 2-2 |
| Ohio State | 3-11 |
| Penn State | 1-3 |
| Purdue | 2-1 |
| Rutgers | 2-2 |
| Wisconsin | 1-1 |
| Total | 59-77 |

Big 12

| | |
|----------------|--------------|
| Baylor | 3-1 |
| Iowa State | 1-0 |
| Kansas | 1-5 |
| Kansas State | 0-0 |
| Oklahoma | 2-2 |
| Oklahoma State | 2-2 |
| Texas | 2-2 |
| TCU | 2-1 |
| Texas Tech | 3-3 |
| West Virginia | 2-1 |
| Total | 18-17 |

Big West

| | |
|----------------------|------------|
| UC-Davis | 0-0 |
| UC-Irvine | 0-0 |
| UC-Riverside | 0-0 |
| UC-Santa Barbara | 0-0 |
| Cal Poly | 0-0 |
| Cal State-Fullerton | 0-0 |
| Cal State-Northridge | 0-0 |
| Hawaii | 2-2 |
| Long Beach State | 0-0 |
| Total | 2-2 |

Colonial

| | |
|-----------------------|-------------|
| College of Charleston | 5-1 |
| Delaware | 0-0 |
| Drexel | 0-0 |
| Elon | 3-0 |
| Hofstra | 2-1 |
| James Madison | 2-0 |
| UNC Wilmington | 4-0 |
| Northeastern | 0-0 |
| Towson | 0-0 |
| William & Mary | 6-1 |
| Total | 22-3 |

Conference USA

| | |
|--------------------------|--------------|
| Alabama-Birmingham (UAB) | 0-0 |
| Charlotte | 8-1 |
| Florida Atlantic | 0-0 |
| Florida International | 0-0 |
| Louisiana Tech | 0-0 |
| Marshall | 0-0 |
| Middle Tennessee State | 0-0 |
| North Texas | 2-0 |
| Old Dominion | 2-0 |
| Rice | 10-5 |
| Southern Mississippi | 2-2 |
| Texas-El Paso (UTEP) | 1-2 |
| Texas-San Antonio | 0-0 |
| Western Kentucky | 0-0 |
| Total | 25-10 |

Horizon League

| | |
|-------------------|------------|
| Cleveland State | 0-0 |
| Detroit Mercy | 1-1 |
| Green Bay | 1-0 |
| Illinois-Chicago | 1-2 |
| Milwaukee | 0-0 |
| Northern Kentucky | 0-0 |
| Oakland | 0-0 |
| Valparaiso | 0-0 |
| Wright State | 0-1 |
| Youngstown State | 1-0 |
| Total | 4-4 |

Ivy League

| | |
|--------------|-------------|
| Brown | 1-0 |
| Columbia | 1-0 |
| Cornell | 4-0 |
| Dartmouth | 0-0 |
| Harvard | 1-0 |
| Pennsylvania | 2-4 |
| Princeton | 0-0 |
| Yale | 1-2 |
| Total | 10-6 |

Metro Atlantic

| | |
|--------------|-------------|
| Canisius | 1-1 |
| Fairfield | 0-0 |
| Iona | 2-1 |
| Manhattan | 1-1 |
| Marist | 4-0 |
| Monmouth | 1-0 |
| Niagara | 1-0 |
| Quinnipiac | 0-0 |
| Rider | 1-2 |
| St. Peter's | 0-0 |
| Siena | 2-2 |
| Total | 13-7 |

Mid-American

| | |
|-------------------|------------|
| Akron | 0-0 |
| Ball State | 0-0 |
| Bowling Green | 0-1 |
| Buffalo | 0-0 |
| Central Michigan | 1-0 |
| Eastern Michigan | 0-0 |
| Kent State | 0-0 |
| Miami (Ohio) | 0-0 |
| Northern Illinois | 0-0 |
| Ohio | 1-1 |
| Toledo | 0-0 |
| Western Michigan | 0-0 |
| Total | 2-2 |

Mid-Eastern Athletic

| | |
|------------------------|-------------|
| Bethune-Cookman | 2-0 |
| Coppin State | 1-0 |
| Delaware State | 3-0 |
| Florida A&M | 7-0 |
| Hampton | 0-0 |
| Howard | 3-0 |
| Maryland-Eastern Shore | 2-0 |
| Morgan State | 3-0 |
| Norfolk State | 0-0 |
| North Carolina A&T | 8-0 |
| North Carolina Central | 0-0 |
| Savannah State | 2-0 |
| South Carolina State | 2-0 |
| Total | 33-0 |

Missouri Valley

| | |
|-------------------|------------|
| Bradley | 0-3 |
| Drake | 0-0 |
| Evansville | 0-1 |
| Illinois State | 0-0 |
| Indiana State | 0-0 |
| Loyola-Chicago | 0-1 |
| Missouri State | 0-0 |
| Northern Iowa | 1-0 |
| Southern Illinois | 1-1 |
| Wichita State | 0-0 |
| Total | 2-6 |

Mountain West

| | |
|-----------------|------------|
| Air Force | 5-2 |
| Boise State | 0-0 |
| Colorado State | 1-0 |
| Fresno State | 0-0 |
| Nevada | 1-0 |
| UNLV | 0-2 |
| New Mexico | 0-0 |
| San Diego State | 0-1 |
| San Jose State | 0-0 |
| Utah State | 0-1 |
| Wyoming | 1-0 |
| Total | 8-6 |

Northeast

| | |
|---------------------------|------------|
| Bryant | 0-0 |
| Central Connecticut State | 0-0 |
| Fairleigh-Dickinson | 0-0 |
| LIU-Brooklyn | 0-1 |
| Mount St. Mary's | 2-1 |
| Robert Morris | 0-0 |
| Sacred Heart | 0-0 |
| St. Francis (N.Y.) | 1-0 |
| St. Francis (Pa.) | 2-0 |
| Wagner | 0-0 |
| Total | 5-2 |

Ohio Valley

| | |
|--------------------------|-------------|
| Austin Peay | 1-0 |
| Belmont | 1-0 |
| Eastern Kentucky | 1-0 |
| Jacksonville State | 0-0 |
| Morehead State | 2-0 |
| Murray State | 1-1 |
| Southeast Missouri State | 0-0 |
| SIU-Edwardsville | 0-0 |
| Tennessee-Martin | 0-0 |
| Tennessee State | 4-0 |
| Tennessee Tech | 4-0 |
| Totals | 14-1 |

Pac-12

| | |
|---------------------|-------------|
| Arizona | 1-0 |
| Arizona State | 0-1 |
| California | 0-3 |
| UCLA | 1-4 |
| Colorado | 0-0 |
| Oregon | 1-1 |
| Oregon State | 0-0 |
| Southern California | 2-1 |
| Stanford | 1-2 |
| Utah | 0-0 |
| Washington | 2-1 |
| Washington State | 0-0 |
| Total | 8-13 |

Patriot League

| | |
|-------------------|-------------|
| American | 0-0 |
| Army | 1-0 |
| Boston University | 3-0 |
| Bucknell | 0-0 |
| Colgate | 1-0 |
| Holy Cross | 0-0 |
| Lafayette | 3-0 |
| Lehigh | 0-0 |
| Loyola (Md.) | 0-0 |
| Navy | 2-2 |
| Total | 10-2 |

Southeastern

| | |
|-------------------|----------------|
| Alabama | 28-41 |
| Arkansas | 4-1 |
| Auburn | 61-53 |
| Florida | 27-20 |
| Georgia | 105-89 |
| Kentucky | 15-56 |
| Louisiana State | 14-21 |
| Mississippi | 12-9 |
| Mississippi State | 16-13 |
| Missouri | 1-0 |
| South Carolina | 25-18 |
| Tennessee | 28-44 |
| Texas A&M | 2-0 |
| Vanderbilt | 33-40 |
| Total | 371-405 |

Southern

| | |
|----------------------|---------------|
| Chattanooga | 16-2 |
| East Tennessee State | 4-2 |
| Furman | 23-6 |
| Mercer | 28-17 |
| UNC Greensboro | 2-1 |
| Samford | 4-0 |
| The Citadel | 6-0 |
| VMI | 6-2 |
| Western Carolina | 6-1 |
| Wofford | 14-3 |
| Total | 109-34 |

Southland

| | |
|--------------------------|------------|
| Abilene Christian | 0-0 |
| Central Arkansas | 0-0 |
| Houston Baptist | 0-0 |
| Incarinate Word | 0-0 |
| Lamar | 0-0 |
| McNeese State | 0-0 |
| New Orleans | 1-0 |
| Nicholls State | 0-0 |
| Northwestern State | 0-0 |
| Sam Houston State | 1-0 |
| Southeastern Louisiana | 1-0 |
| Stephen F. Austin | 0-0 |
| Texas A&M-Corpus Christi | 0-0 |
| Total | 3-0 |

Southwestern Athletic

| | |
|--------------------------|-------------|
| Alabama A&M | 5-0 |
| Alabama State | 2-0 |
| Alcorn State | 3-0 |
| Arkansas-Pine Bluff | 3-0 |
| Grambling State | 1-1 |
| Jackson State | 2-0 |
| Mississippi Valley State | 1-0 |
| Prairie View A&M | 0-0 |
| Southern | 1-1 |
| Texas Southern | 0-0 |
| Total | 18-2 |

Summit League

| | |
|--------------------|------------|
| Denver | 0-0 |
| IPFW | 1-0 |
| IUPUI | 0-1 |
| Nebraska-Omaha | 0-0 |
| North Dakota State | 0-0 |
| Oral Roberts | 0-0 |
| South Dakota | 0-0 |
| South Dakota State | 0-0 |
| Western Illinois | 0-0 |
| Total | 1-1 |

Sun Belt

| | |
|----------------------|-------------|
| Appalachian State | 5-0 |
| Arkansas-Little Rock | 1-0 |
| Arkansas State | 0-0 |
| Coastal Carolina | 4-0 |
| Georgia Southern | 3-2 |
| Georgia State | 17-2 |
| Louisiana-Lafayette | 1-0 |
| Louisiana-Monroe | 0-0 |
| South Alabama | 0-0 |
| Texas-Arlington | 0-0 |
| Texas State | 0-0 |
| Troy | 4-2 |
| Total | 35-6 |

West Coast

| | |
|------------------|------------|
| Brigham Young | 1-0 |
| Gonzaga | 0-1 |
| Loyola Marymount | 1-0 |
| Pacific | 0-0 |
| Pepperdine | 2-0 |
| Portland | 0-0 |
| Saint Mary's | 1-0 |
| San Diego | 0-0 |
| San Francisco | 0-1 |
| Santa Clara | 0-1 |
| Total | 5-3 |

Western Athletic

| | |
|-----------------------------|------------|
| CSU-Bakersfield | 1-0 |
| Chicago State | 0-0 |
| Grand Canyon | 0-0 |
| Missouri-Kansas City (UMKC) | 0-0 |
| New Mexico State | 0-0 |
| Seattle | 0-0 |
| UT Rio Grande Valley | 1-1 |
| Utah Valley | 0-0 |
| Total | 2-1 |

Former Division I

| | |
|---------------------|-----|
| Birmingham Southern | 2-0 |
| Centenary | 3-0 |
| Winston-Salem State | 3-0 |

Non-Division I

| | |
|----------|-----|
| Tusculum | 1-0 |
|----------|-----|

Record totals indicate cumulative record against the current membership of the conference.

Records also reflect only games that counted on Georgia Tech's season record (excludes exhibition games).

SERIES HISTORY VS. ALL OPPONENTS

Key to Home Courts

n - Alexander Memorial Coliseum (1956-2011)
h1 - Peachtree Auditorium (1905-06)
h2 - Cable Piano Company Hall (1908-09)
h3 - Crystal Palace (1912-13 through 1913-14)
h4 - City Auditorium (1919-20 through 1934-35)
h5 - Atlanta Athletic Club (1919-20)
h6 - Luckie Street YMCA (1919-20)
h7 - Temporary Gym (1924-25 through 1930-31)
h8 - Naval Armory (1935-36 through 1936-37)
h9 - Heisman Gym (1938-39 through 1955-56)
h10 - The Omni (1995-96)
h11 - Georgia Dome (1995-96)
h12 - Philips Arena (2011-12)
h13 - Arena at Gwinnett, Duluth, Ga. (2011-12)
h14 - McCamish Pavilion (2012-present)

Note: Tech national rank (AP/Coaches) and that of its opponent
(if applicable) appear in the columns between the date and the site.

Agoga Class (0-1)

Home: 0-1, Away: 0-0, Neutral: 0-0
2-8-22 (ot)h5 L 25- 26

Air Force (5-2)

Home: 4-0, Away: 1-2, Neutral: 0-0
1-2-63.....nr/13.....h W 61- 48
2-10-69.....h W 88- 67
1-31-70.....a W 51- 48
2-6-71.....h W 83- 53
2-5-72.....a L 53- 75
12-11-04.....3/3.....h12 W 64- 42
12-28-05.....a2 L 46- 54
**n12-Chick-fil-A Peach Bowl Classic (Philips Arena, Atlanta, Ga.); a2-World Arena, Colorado Springs, Colo.*

Akrides-Haarlem (1-0)

Home: 1-0, Away: 0-0, Neutral: 0-0
11-24-92 (exh).....h W 115- 80

Alabama (28-41)

Home: 15-15, Away: 5-23, Neutral: 8-3
2-26-21.....n1 W 30- 22
1-14-22.....a L 20- 49
2-4-22.....h4 W 36- 29
2-27-22.....n1 W 33- 25
2-9-23.....h4 W 39- 24
2-17-23.....a L 27- 28
1-26-24.....h4 L 28- 33
2-15-24.....a L 24- 31
2-26-26.....n1 W 30- 27
2-4-27.....h7 W 50- 15
2-15-28.....a L 21- 30
2-9-29.....h7 W 37- 21
2-12-30.....a L 28- 36
2-20-31.....h7 W 23- 19
2-3-32.....h4 L 19- 34
2-1-33.....h4 L 19- 26
2-3-34.....a L 16- 63
2-29-36.....n2 L 34- 43
1-26-38.....h8 W 36- 24
2-15-39.....a L 25- 39
1-31-40.....h9 L 34- 52
2-12-41.....a L 32- 46
2-27-41.....n3 L 33- 39
1-15-42.....h9 L 25- 31
2-26-42.....n3 L 32- 37
1-23-43.....a L 25- 33
1-13-45.....a L 26- 31
2-14-45.....h9 W 53- 45
1-8-46.....h9 L 37- 44
1-19-46.....a W 36- 30
1-12-47.....h9 L 38- 42
2-1-47.....a L 46- 64
2-29-47.....n3 W 43- 40
1-31-48.....h9 L 31- 44
3-4-48.....n3 W 46- 34
1-14-49.....h9 W 51- 38
1-14-50.....a L 39- 73
2-17-51.....h9 L 49- 59
1-12-52.....a L 60- 66
12-19-52.....a1 L 57- 60
1-12-53.....h9 W 69- 67
2-6-54.....a L 61- 82
2-5-55.....13/nr.....h9 L 72- 76
2-4-56.....12/17.....a L 60- 93
2-2-57.....h W 92- 67
12-5-57.....h W 73- 62
2-1-58 (2ot).....a L 72- 74
12-30-58.....a W 89- 76

1-31-59.....h W 66- 53
12-8-59.....na/15.....h W 69- 53
1-30-60.....6/6.....a W 60- 48
2-4-61.....h W 57- 49
2-3-62.....a L 70- 76
12-17-62.....a W 58- 55
2-2-63.....6/6.....h W 74- 58
2-1-64.....a W 93- 81
1-8-72.....h L 85- 90
1-25-72.....a L 86- 99
12-11-72.....a L 73- 89
1-22-73.....11/16.....h L 83- 89
11-30-73.....18/na.....h L 64- 88
1-23-74.....9/10.....a L 74- 79
12-9-74.....a L 76- 91
1-22-75.....6/6.....h L 80- 97
12-21-79.....n4 W 83- 59
12-29-83.....n5 W 57- 54
11-27-97.....n6 W 62- 60
1-3-09.....a L 77- 88
1-3-12.....h12 L 48- 73

a1-Birmingham, Ala.; n1-City Auditorium, Atlanta, Ga.; n2-Knoxville, Tenn.; n3-Louisville, Ky.; n4-Roanoke Times & World News Classic (Roanoke, Va., Civic Center); n5-Cotton States Classic (The Omni, Atlanta, Ga.); n6-Puerto Rico Shootout (Eugenio Guerra Sports Complex, Bayamon, P.R.)

Alabama A&M (5-0)

Home: 5-0, Away: 0-0, Neutral: 0-0
12-15-82.....h W 90- 85
11-28-83.....h W 95- 75
12-17-03.....5/6.....h W 74- 41
12-19-11.....h13 W 65- 54
11-18-14.....h14 W 66- 46

Alabama State (2-0)

Home: 2-0, Away: 0-0, Neutral: 0-0
11-19-04.....3/4.....h W 74- 37
12-17-12.....h14 W 75- 41

Albany (1-0)

Home: 1-0, Away: 0-0, Neutral: 0-0
11-17-10.....h W 78- 51

Albany YMCA (0-2)

Home: 0-0, Away: 0-2, Neutral: 0-0
1-1-24.....a L 28- 39
12-29-27.....a L 23- 32

Alcorn State (3-0)

Home: 3-0, Away: 0-0, Neutral: 0-0
11-20-87.....h W 114- 71
1-18-89.....nr/20.....h W 88- 63
12-18-16.....h14 W 74- 50
**h-Preseason NIT first round*

Appalachian State (5-0)

Home: 4-0, Away: 1-0, Neutral: 0-0
2-21-83.....h W 83- 72
1-4-84.....h W 78- 61
12-2-95.....20/20.....a W 89- 65
12-5-98 (ot).....h W 74- 72
12-15-14.....h14 W 70- 57

Arizona (1-0)

Home: 0-0, Away: 0-0, Neutral: 1-0
2-17-91.....6/6.....n1 W 62- 56
n1-Brendan Byrne Arena, East Rutherford, N.J.

Arizona State (0-1)

Home: 0-0, Away: 0-0, Neutral: 0-1
12-20-75.....19/18.....n1 L 70- 85
n1-Kentucky Invitational (Memorial Coliseum, Lexington, Ky.)

Arkansas (4-1)

Home: 2-0, Away: 0-0, Neutral: 1-1
12-30-61.....n1 L 42- 72
1-29-65.....h W 93- 83
1-28-66.....h W 88- 75
12-26-84.....10/13.....n2 W 72- 52
11-26-15.....n3 W 83- 73
n1-Poinsettia Tournament (Greenville, S.C.); n2-Rainbow Classic (Blaisdell Center, Honolulu, Hawaii); n3-NIT Season Tip-Off (Barclays Center, Brooklyn, N.Y.)

Arkansas-Little Rock (1-0)

Home: 1-0, Away: 0-0, Neutral: 0-0
11-26-04.....3/3.....h W 79- 54

Arkansas-Pine Bluff (3-0)

Home: 3-0, Away: 0-0, Neutral: 0-0
11-23-02.....h W 113- 75
11-25-08.....h W 74- 47
12-16-09.....22/15.....h W 65- 53

Army (1-0)

Home: 1-0, Away: 0-0, Neutral: 0-0
2-17-68.....h W 60- 55

Arundel Boat Club (1-0)

Home: 0-0, Away: 1-0, Neutral: 0-0
12-29-30.....a W 49- 45

Athletes in Action (4-2)

Home: 4-2, Away: 0-0, Neutral: 0-0
3-2-72 (exh).....h W 88- 87
11-14-91 (exh).....h W 76- 74
11-17-92 (exh).....h W 111-102
11-17-97 (exh).....h W 86- 76
11-2-98 (exh).....L 73- 84
11-2-99 (exh).....h L 66- 82

Atlanta Athletic Club (2-12)

Home: 1-6, Away: 1-6, Neutral: 0-0
1-28-09.....a L 12- 18
3-6-20.....a L 21- 44
1-5-23.....h4 L 23- 40
1-4-24.....h4 L 23- 51
1-9-25.....h7 L 22- 23
1-5-27.....a L 28- 34
2-5-27.....h7 W 41- 23
1-4-28.....a L 26- 36
2-8-28.....h7 L 29- 33
1-23-29.....a L 26- 43
2-20-29.....h7 L 26- 37
2-4-30.....a W 31- 29
2-25-30.....h7 L 22- 37
1-10-31.....a L 27- 40

Atlanta Naval Air Station (3-0)

Home: 2-0, Away: 1-0, Neutral: 0-0
1-7-44.....a W 46- 34
1-14-44.....h9 W 70- 37
2-21-45 (ot).....h9 W 51- 47

Auburn (61-53)

Home: 37-20, Away: 22-30, Neutral: 2-3
2-17-06.....h1 L 6- 26
2-4-09.....h2 L 8- 24
2-14-13.....h3 L 27- 36
2-22-13.....a L 19- 23
2-20-14.....h3 W 50- 12
2-27-14.....a W 21- 6
1-10-20.....h4 L 24- 29
3-9-20.....a L 17- 21
1-22-21.....h4 L 28- 30
1-28-22.....h4 W 44- 12
2-11-22.....a L 13- 26
1-12-23.....h4 W 35- 17
2-23-23.....a L 26- 29
1-11-24.....h4 W 39- 24
2-9-24.....a W 33- 18
2-29-24.....n1 L 29- 35
1-17-25.....a W 28- 21
2-7-25.....h7 L 14- 15
1-9-26.....a L 28- 32
2-19-26.....h7 W 28- 13
1-8-27 (ot).....h7 W 22- 20
2-12-27.....a L 24- 42
1-7-28.....a L 29- 56
2-25-28.....n1 L 29- 30
2-6-29.....h7 W 41- 25
2-16-29.....a W 46- 41
2-17-30.....a W 47- 34
2-19-30.....h4 W 40- 29
1-28-31.....a W 37- 33
2-24-31.....h7 W 47- 22
1-13-32.....a L 22- 25
2-10-32.....h4 W 36- 28
2-15-33.....a W 29- 20
2-21-33.....h4 W 29- 18
1-9-34.....a W 28- 26
2-14-34.....h4 W 24- 20

2-6-35.....h4 W 25- 24
2-12-35.....a W 34- 19
2-4-36.....a L 28- 31
2-19-36.....h8 W 46- 22
2-11-37.....h8 W 42- 28
2-27-37.....a W 35- 33
2-15-38.....h8 W 43- 42
3-1-38.....h8 W 54- 32
2-22-39.....a L 24- 38
2-27-39.....h9 L 33- 49
2-6-40.....h9 W 53- 31
2-21-40 (ot).....a L 38- 39
2-1-41.....h9 W 48- 39
2-5-41.....a L 45- 51
1-30-42.....h9 W 48- 42
2-3-42.....a L 38- 43
1-22-43.....a W 59- 32
1-30-43.....h9 W 53- 21
1-20-45.....h9 W 53- 39
2-17-45.....a W 74- 41
1-14-46.....h9 W 45- 22
1-16-46.....a W 53- 26
1-15-47.....a W 55- 42
1-29-47.....h9 W 65- 49
1-30-48.....a L 31- 38
2-25-48.....h9 W 50- 43
1-11-49.....a L 33- 41
2-23-49.....h9 W 66- 57
1-10-50.....h9 W 65- 49
2-22-50.....a W 61- 53
1-31-51.....h9 W 64- 44
2-14-51.....a L 63- 75
12-29-51.....n2 W 79- 62
1-9-52.....h9 W 56- 54
2-13-52.....a W 58- 50
12-10-52.....a L 61- 71
1-14-53.....h9 W 79- 61
12-12-53.....a1 L 56- 83
1-20-54.....a L 56- 80
2-8-54.....h9 L 53- 59
1-26-55.....a W 73- 70
2-7-55.....h9 W 75- 67
2-7-56 (ot).....a L 74- 77
1-22-57.....a W 81- 74
2-4-57 (ot).....h W 76- 67
1-22-58.....h L 72- 80
2-3-58.....5/6.....a L 78- 99
1-21-59.....5/6.....a L 55- 66
2-3-59.....4/7.....h L 40- 51
1-19-60.....6/6.....h L 59- 66
2-2-60.....6/6.....a L 45- 48
1-24-61 (ot).....a W 48- 43
2-7-61.....h L 36- 38
1-23-62.....h L 40- 52
2-5-62.....7/6.....nr/16.....h W 69- 64
1-22-63.....h W 62- 57
12-1-64.....h L 52- 60
2-26-65.....a W 59- 54
12-18-65.....h L 74- 79
2-19-66.....a L 73- 90
12-21-66 (ot).....h W 78- 76
12-16-67.....h L 52- 63
2-24-69.....a L 85- 87
1-17-70.....h W 86- 74
12-19-70.....a1 W 87- 76
1-14-71.....h W 90- 81
12-11-71.....h L 62- 76
2-15-72.....a L 77- 91
11-25-72.....h W 90- 83
2-26-73.....a L 69- 79
12-13-73.....h L 86- 88
2-27-74.....a L 70- 92
1-15-75.....h L 75- 87
2-11-76.....a L 51- 72
2-1-78.....h L 72- 77
12-21-78.....a1 L 57- 60
12-30-87.....n3 W 83- 72
a1-Montgomery, Ala.; n1-SIC Tournament (City Auditorium, Atlanta, Ga.); n2-Carolina Invitational (Charlotte [N.C.] Coliseum); n3-Cotton States Classic (The Omni, Atlanta, Ga.)

Augusta (5-0)

Home: 4-0, Away: 0-0, Neutral: 0-0
1-16-84.....h W 75- 57
12-21-84.....13/13.....h W 84- 53
12-12-87.....16/nr.....h W 108- 74
11-24-90.....14/14.....h W 100- 63
11-6-05 (exh).....h W 96- 57
Formerly Augusta College, Augusta State, GRU Augusta; ncludes exhibition game

SERIES HISTORY VS. ALL OPPONENTS

Austin Peay (1-0)

Home: 0-0, Away: 0-0, Neutral: 1-0

3-15-96.....13/15.....n1 W 90- 79
n1-NCAA Southeast Regional first round (Orlando [Fla.] Arena)

Australian National Team (1-0)

Home: 1-0, Away: 0-0, Neutral: 0-0

11-11-85 (exh).....h W 81- 75

Baltimore (0-2)

Home: 0-0, Away: 0-2, Neutral: 0-0

12-27-29.....a L 22- 24
12-28-33.....a L 19- 38

Baylor (3-1)

Home: 3-0, Away: 0-0, Neutral: 0-1

12-16-57.....h W 61- 59
12-4-58.....h W 65- 56
12-20-61.....h W 57- 44
12-27-73.....n1 L 80-108
n1-Old Dominion Invitational (The Scope, Norfolk, Va.)

Belmont (1-0)

Home: 1-0, Away: 0-0, Neutral: 0-0

3-19-17.....*n14 W 71- 57
*Post-season NIT

Benjamin Franklin (1-0)

Home: 0-0, Away: 1-0, Neutral: 0-0

12-27-30.....a W 34- 17

Bethune-Cookman (2-0)

Home: 2-0, Away: 0-0, Neutral: 0-0

12-31-05.....h W 73- 46
11-19-17.....h W 65- 62

Birmingham Athletic Club (1-1)

Home: 0-0, Away: 1-1, Neutral: 0-0

1-13-22.....a W 34- 16
2-16-23.....a L 31- 37

Birmingham Southern (2-0)

Home: 0-0, Away: 1-0, Neutral: 1-0

2-25-21.....n1 W 53- 11
12-3-48.....a W 75- 45
n1-SIAA Tournament (City Auditorium, Atlanta, Ga.)

Biscayne (1-0)

Home: 1-0, Away: 0-0, Neutral: 0-0

12-12-78.....h W 70- 49

Boston College (14-12)

Home: 6-2, Away: 4-6, Neutral: 4-4

All Home Games: 6-2
At McCamish Pavilion: 2-1
At AMC: 3-1
At Philips Arena: 1-0
In Atlanta: 6-2
In Boston/Chestnut Hill: 5-6
At Conte Forum: 3-6
As ACC members: 10-11
In the ACC Tournament: 1-3
All Neutral Games: 4-4
Under Bobby Cremins: 2-0
Under Paul Hewitt: 4-3
Under Brian Gregory: 5-4
Under Josh Pastner: 1-2
Vs. Jim Christian: 2-4
Longest Winning Streak: 4 games (1986-2006)
Longest Losing Streak: 3 games (2012-13)
Most Points Scored: 103 on 3-7-1996
Fewest Points Scored: 37 on 1-19-1980
Most Points Allowed: 89 on 3-17-1996
Fewest Points Allowed: 40 on 1-19-1980
Largest Margin of Victory: 14 on 3-17-1996, 3-4-2007
Largest Margin of Defeat: 11 on 1-8-2011

• Georgia Tech leads the all-time series with Boston College, 14-12, but dropped both meetings in the 2017-18 season, 80-72 in overtime, at Conte Forum, and 88-77 in the opening round of the ACC Tournament.

• The series is even at 10-11 since the Eagles joined the

ACC.

• Boston College has won three of the four ACC Tournament meetings between the two schools, and each time the tournament result has mirrored the regular-season outcome.

• Nine of the games in the short series have been decided by less than 10 points, 13 of them by four points or less, and three in overtime.

• Tech is 6-2 against the Eagles at home, earning the last four wins on three different home courts - one each at Alexander Memorial Coliseum and Philips Arena and the last two at McCamish Pavilion.

• Tech has played BC at three different venues in the Boston area. The Jan. 29, 2005 game was Tech's first visit to the Conte Forum, BC's current home court, where the Jackets are 3-6. The first game in the series on Dec. 31, 1946, was played at Boston Arena, and the teams also played in the Boston Garden on Jan. 19, 1980.

• Prior to BC's entry into the ACC, the teams met four times on neutral floors, including one outside the United States, a 65-62 overtime win for the Yellow Jackets in the 1986 Suntory Ball in Tokyo, Japan.

• The teams have met twice in NCAA Tournament competition, both of them won by Tech. The Yellow Jackets downed the Eagles, 103-89, in the 1996 Southeast Regional second round in Orlando, and eliminated the Eagles two seasons ago, 57-54 in the second round in Milwaukee.

All-Time Series Results

| | | |
|---------------------------------|---|---------|
| 12-31-46.....a | W | 54- 50 |
| 1-19-80.....n1 | L | 37- 40 |
| 12-20-86 (ot)16/nr.....n2 | W | 65- 62 |
| 3-17-96.....13/15.....n3 | W | 103- 89 |
| 3-21-04.....14/15...25/N.....n4 | W | 57- 54 |
| 1-8-06.....11/11.....h | W | 60- 58 |
| 1-29-06.....20/18.....a | L | 64- 66 |
| 3-4-07.....h | W | 74- 60 |
| 3-8-08.....a | W | 86- 78 |
| 1-20-09 (ot).....h | L | 76- 80 |
| 3-7-09.....a | L | 66- 67 |
| 2-27-10.....h | W | 73- 68 |
| 1-8-11.....a | L | 75- 86 |
| 2-4-12.....h12 | W | 51- 47 |
| 2-29-12.....a | L | 52- 56 |
| 3-9-13.....a | L | 72- 74 |
| 3-14-13.....n5 | L | 64- 84 |
| 1-21-14.....a | W | 68- 60 |
| 2-13-14.....h14 | W | 74- 71 |
| 3-12-14 (ot).....n5 | W | 73- 70 |
| 1-25-15.....h14 | L | 62- 64 |
| 3-10-15.....n5 | L | 65- 66 |
| 2-27-16.....a | W | 76- 71 |
| 2-11-17.....h14 | W | 65- 54 |
| 2-4-18 (ot).....a | L | 72- 80 |
| 3-6-18.....n6 | L | 77- 87 |

n1-Boston Garden, Boston, Mass.; n2-Suntory Ball (Aoyama College, Tokyo, Japan); n3-NCAA Southeast Regional second round (Orlando [Fla.] Arena); n4-NCAA Tournament second round (Bradley Center, Milwaukee, Wis.); n5-ACC Tournament (Greensboro Coliseum, Greensboro, N.C.); n6-ACC Tournament (Barclays Center, Brooklyn, N.Y.)

Boston University (3-0)

Home: 1-0, Away: 0-0, Neutral: 2-0

12-28-65.....n1 W 83- 40
1-10-75.....h W 73- 72
11-22-09.....21/19.....n2 W 85- 67
n1-Hurricane Classic (Miami, Fla.); n2-O'Reilly Auto Parts Puerto Rico Tip-Off, San Juan, P.R.

Bowling Green (0-1)

Home: 0-0, Away: 0-0, Neutral: 0-1

12-30-72.....n1 L 87-102
n1-Old Dominion Invitational (The Scope, Norfolk, Va.)

Bradley (0-3)

Home: 0-0, Away: 0-2, Neutral: 0-1

12-19-49.....a L 60- 84
12-16-50.....a L 55- 85
12-29-95.....n1 L 82- 84
n1-Cable Car Classic (San Jose [Calif.] Arena)

Brigham Young (1-0)

Home: 0-0, Away: 0-0, Neutral: 1-0

12-29-78.....n1 W 83- 81
n1-Pillsbury Holiday Classic (Minneapolis, Minn.)

Brown (1-0)

Home: 1-0, Away: 0-0, Neutral: 0-0

12-19-66.....h W 93- 75

California (0-3)

Home: 0-0, Away: 0-2, Neutral: 0-1

12-29-50.....a L 57- 82
12-30-50.....a L 45- 78
11-23-12.....n1 L 57- 68
n1-DirectTV Classic (Anaheim, Calif.)

California All-Stars (1-2)

Home: 0-2, Away: 0-0, Neutral: 0-0

11-9-98 (exh).....h W 94- 89
11-9-99 (exh).....h L 85- 95
11-7-00 (exh).....h11 L 86- 07

CSU-Bakersfield (1-0)

Home: 0-0, Away: 0-0, Neutral: 1-0

3-28-17.....n1 L 76- 61
n1-Post-season NIT semifinal (Madison Square Garden, New York, N.Y.)

Camp Wheeler (1-0)

Home: 1-0, Away: 0-0, Neutral: 0-0

2-22-43.....h9 W 36- 33

Campbell (2-0)

Home: 2-0, Away: 0-0, Neutral: 0-0

2-26-79.....h W 83- 61
11-27-95.....20/20.....h10 W 87- 76

Canisius (1-1)

Home: 0-0, Away: 1-1, Neutral: 0-0

12-30-54.....a1 L 56- 70
12-31-55.....a1 W 86- 82
a1-Queen City Tournament (Buffalo, N.Y.)

Carson-Newman (1-0)

Home: 1-0, Away: 0-0, Neutral: 0-0

11-2-07 (exh).....h W 126- 86

Catholic (0-1)

Home: 0-0, Away: 0-1, Neutral: 0-0

2-16-21.....a L 23- 37

Centenary (3-0)

Home: 2-0, Away: 0-0, Neutral: 1-0

1-10-06.....n1 W 85- 69
12-18-06.....h W 92- 52
12-22-07.....h W 86- 41
n1-CenturyTel Center, Bossier City, La.

Central Columbus YMCA (0-1)

Home: 0-1, Away: 0-0, Neutral: 0-0

1-8-24.....h4 L 18- 42

Central Michigan (1-0)

Home: 0-0, Away: 0-0, Neutral: 1-0

12-17-83.....n1 W 73- 71
n1-Casaba Club Classic (A.G. Spanos Center, Stockton, Calif.)

Central YMCA (1-0)

Home: 1-0, Away: 0-0, Neutral: 0-0

2-12-24.....h4 W 34- 26

Centre (1-0)

Home: 0-0, Away: 0-0, Neutral: 1-0

2-27-23.....n1 W 34- 26
n1-SIAA Tournament (City Auditorium, Atlanta, Ga.)

Clayton State (1-0)

Home: 1-0, Away: 0-0, Neutral: 1-0

11-7-14 (exh).....h14 W 74- 41

College of Charleston (5-1)

Home: 5-1, Away: 0-0, Neutral: 0-0

2-11-75.....h W 89- 82
2-28-76.....h W 91- 52
1-5-77.....h W 97- 76
2-19-79.....h W 61- 43
1-28-92.....20/18.....h W 77- 70
1-16-93.....8/8.....h L 67- 84

University of Charleston (1-0)

Home: 1-0, Away: 0-0, Neutral: 0-0

1-20-79.....h W 69- 63
Formerly Morris Harvey College (W.Va.)

Charleston Southern (7-1)

Home: 7-1, Away: 0-0, Neutral: 0-0

11-27-78.....h W 111- 54
2-14-81.....h L 51- 74
11-24-84.....18/nr.....h W 79- 66
12-10-88.....12/12.....h W 101- 66
11-16-98.....h W 103- 63
11-21-00.....h W 85- 62
12-22-04.....9/9.....h W 90- 48
11-12-10.....h W 52- 39
Formerly Baptist College

Charlotte (8-1)

Home: 4-1, Away: 3-0, Neutral: 1-0

12-22-70.....h W 72- 58
2-19-73.....h W 81- 66
1-14-85.....9/10.....a W 86- 68
2-6-86.....2/2.....h W 87- 76
11-16-07.....n1 W 82- 77
1-2-10.....w/20.....a W 76- 67
1-2-11 (2ot).....h L 83- 86
12-29-13.....a W 58- 55
12-30-14.....h14 W 67- 66
n1-Paradise Jam (St. Thomas, U.S. Virgin Islands)
Also known as UNC Charlotte

Chattanooga (16-2)

Home: 9-0, Away: 7-2, Neutral: 0-0

2-21-14.....a W 23- 21
2-7-20.....a L 11- 25
2-18-22.....a W 33- 30
2-13-23.....a L 29- 41
2-22-24.....a W 23- 19
2-11-42.....h9 W 64- 32
12-12-46.....h9 W 63- 37
12-19-47.....h9 W 63- 50
12-11-48.....h9 W 81- 45
12-3-49.....h9 W 84- 39
1-2-50.....a W 73- 43
11-27-84.....18/nr.....h W 74- 58
12-4-85.....5/4.....a W 94- 74
12-7-91.....17/16.....h W 97- 84
12-22-92.....16/15.....a W 81- 74
12-14-09.....22/15.....h W 95- 64
2-16-11.....h W 62- 53
1-2-13.....h14 W 74- 58
Also known as UT-Chattanooga

Cincinnati (3-8)

Home: 2-0, Away: 0-4, Neutral: 1-4

12-21-26.....a L 25- 52
3-5-76.....13/18.....n1 L 60- 71
2-12-77.....12/11.....a L 73- 84
3-5-77.....14/20.....n2 L 61- 74
1-2-78.....11/11.....h W 59- 56
2-9-78.....a L 67- 75
3-2-78.....nr/18.....n3 W 39- 38
1-29-79.....h W 82- 73
2-5-79.....a L 51- 55
12-28-94.....17/16...20/18.....n4 L 66- 69
3-22-96.....13/15...7/6.....n5 L 70- 87
n1-Metro Tournament (Freedom Hall, Louisville, Ky.); n2-Metro Tournament (Mid-South Coliseum, Memphis, Tenn.); n3-Metro Tournament (Riverfront Coliseum, Cincinnati, Ohio); n4-Rainbow Classic (Special Events Center, Honolulu, Hawaii); n5-NCAA Southeast Regional semifinal (Rupp Arena, Lexington, Ky.)

Cincinnati YMCA (0-1)

Home: 0-0, Away: 0-1, Neutral: 0-0

12-22-26.....a L 41- 43

Clark Atlanta (0-1)

Home: 1-0, Away: 0-0, Neutral: 0-0

11-5-10 (ot) (exh).....h L 71- 68

Clemson (62-70)

Home: 42-25, Away: 16-44, Neutral: 4-1

SERIES HISTORY VS. ALL OPPONENTS

All Home Games: 42-25

At McCamish Pavilion: 3-3

At AMC: 27-15

At Philips Arena: 0-1

At Georgia Dome: 1-0

In Atlanta: 44-25

All Road Games: 16-44

At Littlejohn Coliseum: 8-37

As ACC members: 34-47

In the ACC Tournament: 4-1

All Neutral Games: 4-1

As SIC members: 8-5

As SIAA members: 3-2

As SoCon members: 6-5

Under Whack Hyder: 9-8

Under Dwane Morrison: 0-8

Under Bobby Cremins: 19-21

Under Paul Hewitt: 12-11

Under Brian Gregory: 2-8

Under Josh Pastner: 1-3

Vs. Brad Brownell: 4-14

Longest Winning Streak: 7 games (1943-66)

Longest Losing Streak: 14 games (1972-82)

Most Points Scored: 111 on 1-24-2001

Fewest Points Scored: 17 on 1-20-1920

Most Points Allowed: 108 on 2-24-2001

Fewest Points Allowed: 13 on 1-5-1924, 1-20-1937

Largest Margin of Victory: 38 on 1-20-1937

Largest Margin of Defeat: 29 on 1-8-1977

- This is the oldest and longest-running series the Yellow Jackets have with an ACC member. The 132 all-time meetings are more than 30 greater than Tech has played with any other ACC opponent. The series dates back to the 1912-13 season, when John Heisman coached the Tech basketball team.

- Clemson is one of two permanent home-and-away opponents on Tech's schedule each year (Notre Dame is the other).

- Clemson has won the last three meetings, including a 72-70 win in Atlanta and a 75-67 win in Clemson during the 2017-18 regular season.

- The Yellow Jackets trail 47-34 to the Tigers since joining the ACC.

- Tech has an all-time record of 42-25 against the Tigers at home, including a 27-15 record at Alexander Memorial Coliseum and a 3-3 mark at McCamish Pavilion.

- Tech is 1-3 under head coach Josh Pastner against Clemson, and 4-14 vs. Tiger teams coached by Brad Brownell.

- Tech is just 16-44 all-time in games played at Clemson, including an 8-37 mark in Littlejohn Coliseum. The Jackets have lost 13 straight games on the road in the series, and 12 in a row at Littlejohn, dating back to their last victory on Feb. 8, 2005 (70-62). Tech was Clemson's first opponent in Littlejohn Coliseum back on Nov. 30, 1968. The Tigers won, 76-72.

- Tech actually won four of the first five meetings with Clemson at Littlejohn Coliseum under Paul Hewitt, but the Tigers have won the last 10 in a row there.

- Tech's 111-108 win against the Tigers at Littlejohn Coliseum on Jan. 24, 2001 is the highest-scoring regulation game Tech has had with any ACC opponent. The Jackets defeated Florida State by the same score in Tallahassee (in two OTs) on Feb. 11, 1999, and lost to Wake Forest in the 2007 ACC Tournament, 114-112 in double-overtime.

- The Yellow Jackets have won three of four ACC Tournament meetings with the Tigers, including a 69-61 semi-final decision on the way to the 1993 conference title in Charlotte.

All-Time Series Results

| | | | |
|--------------|----|---|--------|
| 2-7-13..... | h3 | L | 22- 26 |
| 2-8-13..... | a | W | 29- 11 |
| 1-23-20..... | h4 | W | 32- 17 |
| 2-20-20..... | a | L | 17- 41 |
| 2-5-21..... | h4 | W | 28- 22 |
| 1-13-23..... | a | W | 26- 17 |
| 1-27-23..... | h4 | W | 35- 22 |
| 1-5-24..... | a | W | 48- 13 |
| 2-8-24..... | h4 | W | 39- 22 |
| 1-10-25..... | h4 | L | 18- 20 |
| 2-14-25..... | a | L | 30- 32 |
| 1-17-28..... | h7 | W | 42- 24 |
| 1-5-29..... | h7 | W | 29- 23 |
| 3-1-29..... | h1 | L | 26- 30 |
| 1-11-30..... | h7 | L | 24- 25 |
| 2-15-30..... | a | L | 26- 40 |
| 1-7-33..... | a | W | 29- 28 |
| 2-7-34..... | h4 | W | 31- 25 |
| 1-12-35..... | a | L | 29- 43 |
| 1-11-36..... | h8 | L | 32- 35 |
| 1-25-36..... | a | L | 31- 39 |
| 1-20-37..... | h8 | W | 51- 13 |
| 2-25-38..... | h8 | W | 53- 33 |

| | | | | |
|-------------------|------------|------------|---------|--------|
| 1-8-41..... | h9 | W | 63- 51 | |
| 1-22-41 (ot)..... | a | L | 49- 52 | |
| 2-10-43..... | h9 | W | 43- 32 | |
| 1-22-44..... | a | W | 50- 34 | |
| 1-29-44..... | h9 | W | 58- 24 | |
| 12-20-45..... | h9 | W | 52- 38 | |
| 1-5-46..... | a | W | 61- 46 | |
| 2-3-65..... | h | W | 93- 78 | |
| 1-6-66..... | h | W | 87- 72 | |
| 2-22-66..... | a | L | 90-106 | |
| 1-5-67..... | h | L | 55- 76 | |
| 1-24-67..... | a | W | 88- 77 | |
| 2-1-68..... | h | W | 99- 64 | |
| 2-28-68..... | a | W | 80- 51 | |
| 11-30-68..... | a | L | 72- 76 | |
| 1-8-69..... | h | W | 72- 66 | |
| 1-7-70..... | h | W | 96- 84 | |
| 1-19-70..... | a | L | 78- 88 | |
| 1-6-71..... | h | W | 72- 55 | |
| 1-20-71..... | a | W | 74- 64 | |
| 1-5-72..... | h | L | 57- 66 | |
| 1-29-72..... | a | L | 70- 83 | |
| 11-28-72..... | a | L | 77- 86 | |
| 2-3-73..... | h | L | 57- 74 | |
| 12-15-73..... | a | L | 61- 63 | |
| 3-2-74..... | h | L | 58- 71 | |
| 2-19-75..... | 16/nr..... | h | 69- 85 | |
| 1-8-77..... | 16/15..... | a | 69- 98 | |
| 1-5-80..... | h | L | 48- 56 | |
| 1-31-80..... | 16/17..... | a | 52- 76 | |
| 1-7-81..... | 20/20..... | h10 | 54- 65 | |
| 1-21-81..... | 19/nr..... | a | 48- 72 | |
| 1-6-82..... | h | L | 57- 62 | |
| 1-20-82..... | a | L | 49- 55 | |
| 1-11-83..... | h | W | 71- 66 | |
| 1-24-83..... | a | L | 56- 58 | |
| 1-11-84..... | a | L | 69- 79 | |
| 1-26-84..... | h | W | 59- 52 | |
| 1-8-85..... | 9/10..... | h | 81- 90 | |
| 1-23-85..... | 16/17..... | a | 64- 59 | |
| 1-18-86..... | 5/5..... | a | 83- 71 | |
| 3-2-86..... | 4/3..... | h | 74- 63 | |
| 3-7-86..... | 6/6..... | n2 | 79- 61 | |
| 1-20-87..... | 10/12..... | h | 66- 67 | |
| 2-25-87..... | 13/12..... | a | 77- 88 | |
| 1-26-88..... | h | W | 85- 76 | |
| 3-5-88 (2ot)..... | 13/15..... | a | 94- 97 | |
| 1-25-89..... | nr/19..... | h | 75- 74 | |
| 3-4-89 (ot)..... | a | L | 79- 81 | |
| 1-25-90..... | 13/11..... | a | 90- 91 | |
| 3-3-90..... | 11/11..... | 20/20..... | h | 85- 69 |
| 1-24-91..... | nr/25..... | h | 89- 68 | |
| 3-2-91..... | nr/21..... | a | 62- 69 | |
| 2-5-92 (ot)..... | 20/18..... | a | 78- 95 | |
| 3-8-92..... | h | W | 101- 82 | |
| 2-4-93..... | 22/22..... | h | 80- 83 | |
| 3-7-93..... | a | W | 66- 59 | |
| 3-13-93..... | n3 | W | 69- 61 | |
| 2-2-94..... | a | L | 69- 88 | |
| 3-5-94..... | h | W | 90- 79 | |
| 2-1-95..... | 21/20..... | h | 80- 50 | |
| 3-4-95..... | a | L | 63- 65 | |
| 1-30-96..... | 25/nr..... | 24/21..... | a | 70- 73 |
| 3-3-96..... | 18/20..... | h | 87- 74 | |
| 1-30-97..... | 7/6..... | a | 57- 70 | |
| 3-1-97..... | 12/10..... | h | 53- 55 | |
| 2-4-98..... | h | W | 70- 52 | |
| 3-1-98..... | a | L | 62- 76 | |
| 1-28-99..... | h | W | 66- 62 | |
| 2-28-99..... | a | L | 64- 92 | |
| 2-2-00..... | a | L | 58- 70 | |
| 3-4-00..... | h | W | 85- 69 | |
| 1-24-01..... | a | W | 111-108 | |
| 2-25-01..... | h | W | 85- 64 | |
| 1-5-02..... | h | L | 76- 83 | |
| 2-6-02..... | a | W | 74- 50 | |
| 2-5-03..... | a | L | 67- 69 | |
| 3-8-03..... | h | W | 66- 56 | |
| 1-27-04..... | 14/16..... | h | 76- 69 | |
| 2-28-04..... | 18/20..... | a | 79- 60 | |
| 2-8-05..... | a | W | 70- 62 | |
| 3-5-05..... | h | W | 64- 56 | |
| 1-21-06..... | h | L | 63- 73 | |
| 3-4-06..... | a | L | 82- 95 | |
| 1-6-07..... | 23/18..... | a | 74- 75 | |
| 2-3-07..... | 25/21..... | h | 80- 82 | |
| 2-14-08..... | a | L | 67- 82 | |
| 3-6-08..... | 24/n..... | h | 80- 75 | |
| 1-25-09..... | 10/9..... | a | 59- 73 | |
| 2-22-09..... | 13/13..... | h | 73- 81 | |
| 3-12-09..... | 17/18..... | n4 | 86- 81 | |
| 1-19-10..... | 19/18..... | 17/16..... | h | 66- 64 |
| 3-2-10..... | a | L | 80- 91 | |
| 1-12-11..... | a | L | 62- 87 | |
| 2-5-11..... | h | L | 56- 65 | |

| | | | |
|-------------------|------------|---|--------|
| 1-21-12..... | a | L | 62- 64 |
| 2-21-12..... | h12 | L | 37- 56 |
| 1-29-13..... | a | L | 60- 63 |
| 2-14-13..... | h14 | L | 53- 56 |
| 2-4-14..... | a | L | 41- 45 |
| 2-22-14..... | h14 | L | 55- 63 |
| 3-13-14 (ot)..... | n2 | L | 65- 69 |
| 2-16-15..... | h14 | W | 63- 52 |
| 2-28-15 (ot)..... | a | L | 63- 70 |
| 2-13-16..... | a1 | L | 52- 66 |
| 2-23-16..... | h14 | W | 75- 73 |
| 3-9-16 (ot)..... | n45 | W | 88- 85 |
| 1-12-17..... | h14 | W | 75- 63 |
| 2-1-17..... | a | L | 62- 74 |
| 1-28-18..... | h14 | L | 70- 72 |
| 2-24-18..... | 15/17..... | a | 67- 75 |

h3-Crystal Palace; h4-City Auditorium; h7-Temporary Gym; h8-Naval Armory; h9-Heisman Gym; h10-The Omni; h12-Philips Arena; a1-Bon Secours Wellness Arena (Greenville, S.C.); n1-SIC Tournament (City Auditorium, Atlanta, Ga.); n2-ACC Tournament (Greensboro [N.C.] Coliseum); n3-ACC Tournament (Charlotte [N.C.] Coliseum); n4-ACC Tournament (Georgia Dome, Atlanta, Ga.)

Clemson YMCA (0-1)

Home: 0-0, Away: 0-1, Neutral: 0-0

| | | | |
|--------------|---|---|--------|
| 2-21-20..... | a | L | 32- 40 |
|--------------|---|---|--------|

Coastal Carolina (4-0)

Home: 4-0, Away: 0-0, Neutral: 0-0

| | | | | |
|---------------|------------|---|---|---------|
| 11-28-88..... | 14/na..... | h | W | 95- 65 |
| 12-19-89..... | 14/13..... | h | W | 109- 82 |
| 11-28-94..... | 20/19..... | h | W | 90- 78 |
| 12-17-97..... | | h | W | 100- 63 |

Colgate (1-0)

Home: 1-0, Away: 0-0, Neutral: 0-0

| | | | |
|---------------|-----|---|--------|
| 12-23-15..... | h14 | W | 76- 60 |
|---------------|-----|---|--------|

Colorado State (1-0)

Home: 1-0, Away: 0-0, Neutral: 0-0

| | | | | |
|---------------|------------|---|---|--------|
| 11-22-91..... | 23/24..... | h | W | 84- 67 |
|---------------|------------|---|---|--------|

*h-Preseason NIT second round

Columbia (1-0)

Home: 0-0, Away: 0-0, Neutral: 1-0

| | | | |
|---------------|----|---|--------|
| 12-11-76..... | n1 | W | 80- 79 |
|---------------|----|---|--------|

n1-Marshall Invitational (Huntington, W.Va.)

Columbus Kinners (0-1)

Home: 0-0, Away: 0-1, Neutral: 0-0

| | | | |
|---------------|---|---|--------|
| 12-20-26..... | a | L | 26- 35 |
|---------------|---|---|--------|

Connecticut (2-2)

Home: 0-0, Away: 0-1, Neutral: 2-1

| | | | | | |
|---------------|------------|----------|----|--------|--------|
| 11-26-03..... | 1/1..... | n1 | W | 77- 61 | |
| 4-5-04..... | 14/15..... | 7/7..... | n2 | L | 73- 82 |
| 2-11-07..... | | n3 | W | 65- 52 | |
| 2-9-08..... | | a | L | 68- 80 | |

n1-Preseason NIT semifinals (Madison Square Garden, New York, N.Y.); n2-NCAA Final Four national championship game (Alamodome, San Antonio, Texas); n3-Georgia Dome, Atlanta, Ga.

Coppin State (1-0)

Home: 1-0, Away: 0-0, Neutral: 0-0

| | | | |
|---------------|---|---|--------|
| 12-27-17..... | h | W | 76- 62 |
|---------------|---|---|--------|

Cornell (4-0)

Home: 3-0, Away: 1-0, Neutral: 0-0

| | | | |
|---------------|-----|---|---------|
| 1-2-02..... | h | W | 86- 68 |
| 1-8-03..... | h | W | 81- 55 |
| 11-23-03..... | a | W | 90- 69 |
| 11-13-15..... | h14 | W | 116- 81 |

Crescent Athletic Club (0-1)

Home: 0-0, Away: 0-1, Neutral: 0-0

| | | | |
|-------------------|---|---|--------|
| 1-1-30 (ext)..... | a | L | 24- 28 |
|-------------------|---|---|--------|

Croatian National Team (1-0)

Home: 1-0, Away: 0-0, Neutral: 0-0

| | | | |
|---------------------|---|---|---------|
| 11-16-94 (ext)..... | h | W | 100- 61 |
|---------------------|---|---|---------|

CSKA Bulgaria (1-0)

Home: 1-0, Away: 0-0, Neutral: 0-0

| | | | |
|--------------------|---|---|--------|
| 11-4-97 (ext)..... | h | W | 96- 76 |
|--------------------|---|---|--------|

Davidson (9-3)

Home: 6-1, Away: 0-1, Neutral: 3-1

| | | | |
|---------------|----|---|--------|
| 2-17-25..... | h7 | L | 27- 36 |
| 12-19-46..... | h9 | W | 55- 41 |
| 12-14-49..... | h9 | W | 78- 59 |
| 12-29-51..... | n1 | W | 78- 60 |
| 12-3-57..... | h | W | 74- 52 |
| 12-29-71..... | n1 | L | 66- 91 |
| 12-16-75..... | h | W | 85- 60 |
| 1-3-76..... | n2 | W | 72- 68 |
| 12-15-76..... | h | W | 59- 44 |
| 12-21-77..... | a | L | 78- 79 |
| 11-24-00..... | h | W | 92- 61 |
| 12-17-01..... | n2 | W | 83- 69 |

n1-Carolina Invitational (Charlotte [N.C.] Coliseum); n2-Charlotte [N.C.] Coliseum

Dayton (0-4)

Home: 0-1, Away: 0-2, Neutral: 0-1

| | | |
|---------------------------|---|--------|
| 12-17-77.....a | L | 63- 65 |
| 11-19-09.....21/19.....n1 | L | 59- 63 |
| 11-20-13.....h14 | L | 72- 82 |
| 12-23-14.....a | L | 61- 75 |

n1-O'Reilly Auto Parts Puerto Rico Tip-Off, San Juan, P.R.

Delaware State (3-0)

Home: 3-0, Away: 0-0, Neutral: 0-0

SERIES HISTORY VS. ALL OPPONENTS

Longest Losing Streak: 15 games (1997-2004)

Most Points Scored: 91 on 2-28-1988, 1-11-1990

Fewest Points Scored: 17 on 2-15-1922

Most Points Allowed: 110 on 1-4-2017

Fewest Points Allowed: 16 on 2-15-1922

Largest Margin of Victory: 11, three times

Largest Margin of Defeat: 53 on 1-4-2017

• Georgia Tech and Duke have met only once each of the past four seasons, including an 80-69 Duke victory Feb. 11 at McCamish Pavilion.

• Duke has won 35 of the last 38 games in the series, including the last 11 in a row.

• The Blue Devils won 11 of the last 13 meetings at Alexander Memorial Coliseum and posted a 21-13 lead over Tech in games played on the Jackets' former home court, as well as a 28-15 mark in games played in Atlanta. Duke has won all three of its visits to McCamish Pavilion.

• Duke leads the overall series 72-23, and is 60-19 against Tech since the Jackets joined the ACC.

• Tech's best stretch of the series occurred between 1982 and 1989, with 10 wins in 17 meetings. Tech has never won more than two in a row.

• Tech is 19-58 against Duke teams coached by Mike Krzyzewski, 12-22 in games played in Atlanta.

• Tech has won just five of 40 games played at Cameron Indoor Stadium, the first four coming in (1959, 1984, 1987 and 1996). Tech's most recent win occurred on Mar. 3, 2004 in a 76-68 victory, which snapped a 41-game homecourt winning streak for the Blue Devils.

• Tech is 3-7 against the Blue Devils in ACC Tournament encounters. Tech defeated Duke on the way to each of its three tournament titles, including semifinal victories in 1985 and 1990 and a first-round triumph in 1993. The Blue Devils have defeated Tech three times in championship games (1986, 2005, 2010).

All-Time Series Results

| | | | |
|----------|-----------------|----|---------|
| 2-15-22 | h5 | W | 17- 16 |
| 3-1-30 | n1 | L | 37- 44 |
| 2-13-40 | h9 | W | 41- 35 |
| 1-18-46 | h9 | L | 39- 54 |
| 2-12-46 | a | L | 51- 73 |
| 2-15-47 | h9 | L | 54- 64 |
| 2-16-48 | h9 | L | 55- 60 |
| 2-12-49 | a | L | 42- 53 |
| 12-10-55 | a | L | 66- 87 |
| 11-30-56 | h | L | 61- 71 |
| 12-1-59 | a | W | 59- 49 |
| 12-19-60 | 15/12 ... 8/13 | h | 48- 61 |
| 1-27-73 | h | W | 88- 86 |
| 2-16-74 | a | L | 60- 70 |
| 2-22-75 | a | L | 86- 107 |
| 1-9-76 | h | L | 71- 91 |
| 1-7-80 | 1/1 | a | 42- 55 |
| 1-21-80 | 5/5 | h | 49- 56 |
| 2-4-81 | h | L | 68- 82 |
| 2-21-81 | a | L | 56- 83 |
| 2-3-82 | a | L | 46- 47 |
| 2-20-82 | h | W | 87- 78 |
| 2-9-83 | h | W | 67- 66 |
| 2-26-83 | a | L | 81- 106 |
| 1-30-84 | h | L | 68- 69 |
| 2-25-84 | 14/19 | a | 58- 56 |
| 3-9-84 | 16/nr | n2 | 63- 67 |
| 2-6-85 | 10/7 ... 5/5 | h | 81- 71 |
| 2-23-85 | 8/9 ... 6/5 | a | 62- 67 |
| 3-9-85 | 9/11 ... 7/9 | n3 | 75- 64 |
| 1-21-86 | 4/3 ... 2/2 | h | 87- 80 |
| 2-9-86 | 2/2 ... 4/2 | a | 59- 75 |
| 3-9-86 | 6/6 ... 1/1 | n2 | 67- 68 |
| 1-29-87 | 13/11 | h | 75- 66 |
| 2-21-87 | 17/18 | a | 79- 72 |
| 2-3-88 | 4/5 | a | 65- 78 |
| 2-28-88 | 20/16 ... 5/5 | h | 91- 87 |
| 2-2-89 | 12/10 | h | 81- 76 |
| 2-20-89 | 11/12 | a | 66- 91 |
| 1-11-90 | 9/9 ... 10/11 | h | 91- 96 |
| 1-28-90 | 13/11 ... 8/7 | a | 86- 88 |
| 3-10-90 | 14/13 ... 12/12 | n4 | 83- 72 |
| 1-9-91 | 24/21 ... 14/11 | a | 57- 98 |
| 1-30-91 | 23/22 ... 7/7 | h | 75- 77 |
| 1-11-92 | 14/15 ... 1/1 | a | 84- 97 |
| 2-12-92 | nr/24 ... 1/1 | h | 62- 71 |
| 3-14-92 | 1/1 | n4 | 76- 89 |
| 1-10-93 | 10/11 ... 1/1 | h | 80- 79 |
| 2-10-93 | nr/24 ... 3/3 | a | 73- 63 |
| 3-12-93 | 8/8 | n4 | 69- 66 |
| 1-8-94 | 12/13 ... 3/3 | a | 71- 88 |
| 2-8-94 | 2/2 | h | 63- 66 |
| 12-30-94 | 17/16 ... 7/7 | n5 | 69- 76 |
| 1-7-95 | 24/20 ... 11/9 | h | 75- 68 |
| 2-9-95 | 18/15 | a | 70- 77 |
| 1-7-96 | 19/20 | a | 86- 81 |

| | | | |
|-------------|----------------|-----|---------|
| 2-7-96 (ot) | h | W | 73- 71 |
| 1-5-97 | 13/11 | h | 56- 66 |
| 2-2-97 | 12/11 | a | 61- 70 |
| 2-1-98 | 1/1 | a | 69- 90 |
| 2-25-98 | 1/1 | h | 53- 76 |
| 1-6-99 | 2/2 | a | 58- 99 |
| 2-6-99 | 2/2 | h | 79- 87 |
| 1-12-00 | 6/7 | a | 52- 87 |
| 2-12-00 | 3/3 | h | 65- 84 |
| 1-20-01 | 2/2 | h | 77- 98 |
| 2-21-01 | 4/4 | a | 54- 98 |
| 1-10-02 | 2/1 | a | 79- 104 |
| 2-9-02 | 1/1 | h | 63- 95 |
| 1-25-03 | 3/3 | a | 71- 91 |
| 2-26-03 | 6/5 | h | 58- 77 |
| 1-31-04 | 14/16 ... 1/1 | h | 82- 74 |
| 3-3-04 | 19/22 ... 3/3 | a | 76- 68 |
| 3-13-04 | 14/18 ... 5/4 | n2 | 71- 85 |
| 2-5-05 | 25/23 ... 4/6 | a | 65- 82 |
| 2-23-05 | 7/10 | h | 56- 60 |
| 3-13-05 | 6/6 | n6 | 64- 69 |
| 2-22-06 | 1/1 | h | 66- 73 |
| 1-10-07 | 11/11 | h | 74- 63 |
| 2-18-07 | h | a | 62- 71 |
| 2-27-08 | 7/6 | a | 58- 71 |
| 3-14-08 | 7/7 | n7 | 70- 82 |
| 1-14-09 | 3/2 | h | 56- 70 |
| 1-9-10 | 20/17 ... 5/5 | h | 71- 67 |
| 2-4-10 | 21/19 ... 10/9 | a | 67- 86 |
| 3-14-10 | 4/4 | n2 | 61- 65 |
| 2-20-11 | 5/5 | a | 57- 79 |
| 1-7-12 | 5/3 | h12 | 74- 81 |
| 1-17-13 | 3/3 | a | 57- 73 |
| 1-7-14 | 16/13 | a | 57- 79 |
| 2-18-14 | 5/6 | h14 | 51- 68 |
| 2-4-15 | 4/5 | a | 66- 72 |
| 2-2-16 | h14 | h | 71- 80 |
| 1-4-17 | 8/8 | a | 57- 110 |
| 2-11-18 | 9/8 | h14 | 69- 80 |

Known as Trinity College until 1924

h5-Atlanta Athletic Club; h9-Heisman Gym; n1-SIC Tournament (City Auditorium, Atlanta, Ga.); n2-ACC Tournament (Greensboro [N.C.] Coliseum); n3-ACC Tournament (The Omni, Atlanta, Ga.); n4-ACC Tournament (Charlotte [N.C.] Coliseum); n5-Rainbow Classic (Special Events Center, Honolulu, Hawaii); n6-ACC Tournament (MCI Center, Washington, D.C.); n7-ACC Tournament (Bobcats Arena, Charlotte, N.C.)

Duquesne (2-0)

Home: 1-0, Away: 0-0, Neutral: 1-0

| | | | |
|----------|-----|---|--------|
| 3-17-70 | n1 | W | 78- 68 |
| 12-29-15 | h14 | W | 73- 67 |

n1-NIT first round (Madison Square Garden, New York, N.Y.)

EA Sports All-Stars (1-0)

Home: 1-0, Away: 0-0, Neutral: 0-0

| | | | |
|----------------|---|---|---------|
| 11-12-01 (exh) | h | W | 112- 85 |
|----------------|---|---|---------|

East Carolina (3-1)

Home: 2-1, Away: 1-0, Neutral: 0-0

| | | | |
|--------------|---|---|---------|
| 1-27-79 (ot) | h | L | 64- 66 |
| 2-17-79 | a | W | 82- 68 |
| 1-4-89 | h | W | 92- 69 |
| 12-3-94 | h | W | 100- 74 |

East Tennessee State (4-2)

Home: 3-1, Away: 0-1, Neutral: 1-0

| | | | |
|----------|-----|---|--------|
| 1-13-76 | h | W | 79- 54 |
| 12-18-76 | h | W | 62- 54 |
| 12-16-78 | a | L | 76- 86 |
| 3-15-90 | n1 | W | 99- 83 |
| 12-7-13 | h14 | W | 87- 57 |
| 11-22-15 | h14 | L | 68- 69 |

n1-NCAA Southeast Regional first round (Thompson-Boling Arena, Knoxville, Tenn.)

Eastern Illinois (1-0)

Home: 0-0, Away: 0-0, Neutral: 1-0

| | | | |
|----------|----|---|--------|
| 11-22-01 | n1 | W | 70- 65 |
|----------|----|---|--------|

n1-Las Vegas Invitational (Valley High School, Las Vegas, Nev.)

Elon (3-0)

Home: 3-0, Away: 0-0, Neutral: 0-0

| | | | |
|----------|-------|---|--------|
| 1-22-03 | h | W | 66- 47 |
| 11-21-05 | h | W | 81- 69 |
| 11-10-06 | 23/21 | h | 83- 49 |

Evansville (0-1)

Home: 0-0, Away: 0-1, Neutral: 0-0

| | | | |
|----------|---|---|--------|
| 12-23-26 | a | L | 36- 38 |
|----------|---|---|--------|

Flagler (3-0)

Home: 3-0, Away: 0-0, Neutral: 0-0

| | | | |
|----------|---|---|--------|
| 12-1-80 | h | W | 87- 59 |
| 1-13-82 | h | W | 79- 71 |
| 12-12-83 | h | W | 95- 52 |

Florida (27-20)

Home: 17-5, Away: 7-12, Neutral: 3-3

| | | | |
|--------------|----|---|--------|
| 2-3-23 | h4 | W | 52- 20 |
| 1-7-29 | h7 | W | 36- 19 |
| 1-8-29 | h7 | W | 33- 26 |
| 2-24-29 | n1 | W | 50- 24 |
| 1-14-31 | a | L | 31- 39 |
| 1-20-31 | h7 | W | 32- 23 |
| 2-27-31 | n1 | L | 48- 53 |
| 1-9-32 | a | W | 41- 32 |
| 2-17-32 | h4 | W | 38- 23 |
| 1-4-36 | a | L | 25- 36 |
| 2-17-36 | h8 | W | 39- 22 |
| 1-13-37 | a | W | 35- 25 |
| 2-15-37 | h8 | W | 43- 37 |
| 2-17-38 | h8 | W | 54- 40 |
| 2-4-39 (ot) | a | L | 29- 33 |
| 1-15-40 | h9 | L | 40- 45 |
| 2-1-46 | h9 | W | 64- 53 |
| 2-23-46 | a | W | 58- 50 |
| 2-13-48 | h9 | W | 65- 42 |
| 2-28-48 | a | W | 63- 55 |
| 2-10-49 | h9 | W | 57- 49 |
| 2-26-49 | a | W | 66- 56 |
| 2-10-50 | h9 | W | 69- 38 |
| 2-25-50 | a | L | 41- 59 |
| 1-13-51 | h9 | L | 54- 56 |
| 2-16-52 | a | L | 73- 80 |
| 12-29-52 | n2 | L | 60- 68 |
| 2-14-53 | h9 | L | 65- 76 |
| 12-30-53 | n2 | L | 59- 63 |
| 3-1-54 | a | L | 59- 67 |
| 2-28-55 | h9 | W | 88- 68 |
| 2-27-56 | a | L | 48- 66 |
| 2-25-57 | h | W | 64- 57 |
| 2-24-58 (ot) | a | W | 62- 61 |
| 2-23-59 | h | W | 76- 72 |
| 2-22-60 (ot) | a | W | 69- 55 |
| 2-27-61 | h | W | 52- 50 |
| 2-26-62 (ot) | a | L | 75- 82 |
| 12-28-62 | n2 | W | 63- 61 |
| 2-25-63 | h | W | 89- 69 |
| 2-24-64 | a | L | 73- 92 |
| 12-28-70 | n2 | W | 69- 58 |
| 12-16-72 | a | L | 69- 78 |
| 2-5-73 (ot) | h | L | 85- 87 |
| 1-2-74 | h | L | 68- 70 |
| 1-2-75 | a | L | 69- 90 |
| 11-24-87 | a1 | L | 69- 80 |

n1-SIC Tournament (City Auditorium, Atlanta, Ga.); n2-Gator Bowl Tournament (Jacksonville, Fla.); a1-Pre-season NIT second round

Florida A&M (7-0)

Home: 7-0, Away: 0-0, Neutral: 0-0

| | | | |
|----------|-------|---|---------|
| 12-1-92 | h | W | 112- 83 |
| 11-26-94 | h | W | 112- 56 |
| 2-5-00 | h | W | 89- 57 |
| 11-16-01 | h | W | 97- 62 |
| 11-14-09 | 22/20 | h | 100- 59 |
| 11-11-11 | h13 | W | 92- 59 |
| 12-17-17 | h14 | W | 79- 54 |

Florida State (29-40)

Home: 17-16, Away: 11-21, Neutral: 1-3

| | |
|------------------------------|-------|
| All Home Games: | 17-16 |
| At McCamish Pavilion: | 1-2 |
| At AMC: | 16-14 |
| At Georgia Dome: | 0-1 |
| In Atlanta: | 17-17 |
| All Road Games: | 11-21 |
| At Tucker Center: | 8-14 |
| As ACC members: | 19-26 |
| In the ACC Tournament: | 0-2 |
| All Neutral Games: | 1-3 |
| As Metro Conference members: | 1-3 |
| Under Whack Hyder: | 8-10 |
| Under Dwane Morrison: | 2-4 |
| Under Bobby Cremins: | 8-11 |
| Under Paul Hewitt: | 9-10 |
| Under Brian Gregory: | 1-4 |
| Under Josh Pastner: | 1-1 |

Vs. Leonard Hamilton: 9-14 (8-14 at FSU)

Longest Winning Streak: 5 games (1995-97)

Longest Losing Streak: 10 games (2007-15)

Most Points Scored: 111 on 2-11-1999

Fewest Points Scored: 53 on 2-14-15

Most Points Allowed: 108 on 2-19-72, 2-11-1999

Fewest Points Allowed: 55 on 1-19-1963

Largest Margin of Victory: 31 on 1-30-2002

Largest Margin of Defeat: 58 on 2-19-1972

• Florida State has won 11 of the last 13 meetings in the series, including an 88-77 victory in Tallahassee in the teams' only regular-season meeting of 2017-18. The Seminoles' win snapped a two-game winning streak for Georgia Tech.

• Tech and FSU have met just once each of the last eight seasons. The teams last met home-and-away in the same regular season in 2009-10.

• Going back to the team's March 6, 2004 meeting, 10 of the 19 games have been decided by four or fewer points.

• Since FSU joined the ACC, Tech is 19-26 against the Seminoles. Florida State won the first six in a row, Tech followed by winning five straight, and is 14-20 against the Seminoles since then.

• In those 45 games, 21 have been decided by four points or less, 32 by fewer than 10 points. One of those games went to double-overtime, which the Yellow Jackets won 111-108 on Feb. 11, 1999 in Tallahassee.

• Tech is 17-17 against the Seminoles in Atlanta, all but four of those games at Alexander Memorial Coliseum.

• Tech is 8-14 against Seminoles teams led by head coach Leonard Hamilton. Tech is 9-14 against Hamilton overall, with a victory over his Miami team in December of 1997.

• Tech is 11-21 in games played in Tallahassee, including an 8-14 mark at the Donald L. Tucker Civic Center, formerly known as the Tallahassee-Leon County Civic Center.

• Tech and Florida State were both members of the old Metro Conference from 1976-78, and the Seminoles won three of those four meetings.

• Florida State has won both ACC Tournament meetings between the schools, including a 64-62 win at the Georgia Dome in 2009.

All-Time Series Results

| | | | |
|--------------|---|---|--------|
| 1-19-63 | h | W | 70- 55 |
| 2-15-64 (ot) | h | W | 77- 73 |
| 1-20-65 | a | L | 65- 72 |
| 2-15-65 | h | W | 77 |

SERIES HISTORY VS. ALL OPPONENTS

| | | |
|-------------------------------|---|--------|
| 2-9-06.....a | L | 79- 80 |
| 1-13-07.....h | W | 88- 80 |
| 2-13-07.....a | W | 63- 57 |
| 12-30-07.....h | L | 64- 66 |
| 2-5-09.....a | L | 58- 62 |
| 3-13-09.....22/22.....n4 | L | 62- 64 |
| 12-20-09 (ot).....22/15.....h | L | 59- 66 |
| 1-24-10.....a | L | 66- 68 |
| 2-10-11.....h | L | 63- 72 |
| 2-1-12.....21/24.....a | L | 54- 68 |
| 2-5-13.....h14 | L | 54- 56 |
| 3-2-14.....a | L | 71- 81 |
| 2-14-15.....h14 | L | 53- 57 |
| 2-17-16.....a | W | 86- 80 |
| 1-25-17.....6/6.....h14 | W | 78- 56 |
| 1-24-18.....a | L | 77- 88 |

n1-Metro Tournament (Mid-South Coliseum, Memphis, Tenn.);
n2-Metro Tournament (Riverfront Coliseum, Cincinnati, Ohio);
n3-ACC Tournament (Charlotte [N.C.] Coliseum); n4-ACC
Tournament (Georgia Dome, Atlanta, Ga.)

Fordham (3-1)

Home: 2-0, Away: 0-1, Neutral: 1-0

| | | |
|--------------------------|---|--------|
| 2-15-90.....13/11.....n1 | W | 83- 78 |
| 12-8-90.....20/20.....h | W | 92- 72 |
| 12-29-11.....a | L | 66- 72 |
| 12-29-12.....h14 | W | 73- 48 |

n1-Madison Square Garden (New York, N.Y.)

Fort Benning (5-0)

Home: 3-0, Away: 2-0, Neutral: 0-0

| | | |
|---------------|---|--------|
| 2-10-22.....a | W | 24- 23 |
| 1-3-32.....a | W | 42- 21 |
| 1-27-37.....h | W | 70- 26 |
| 1-24-42.....h | W | 53- 44 |
| 2-2-43.....h | W | 65- 40 |

Fort McPherson (1-0)

Home: 0-0, Away: 1-0, Neutral: 0-0

| | | |
|---------------------|---|--------|
| 1-13-25 (2ot).....a | W | 28- 26 |
|---------------------|---|--------|

Francis Marion (2-0)

Home: 2-0, Away: 0-0, Neutral: 0-0

| | | |
|---------------|---|--------|
| 2-10-82.....h | W | 79- 54 |
| 1-26-83.....h | W | 88- 76 |

Franklin & Marshall (1-0)

Home: 0-0, Away: 1-0, Neutral: 0-0

| | | |
|--------------|---|--------|
| 1-4-30.....a | W | 51- 36 |
|--------------|---|--------|

Furman (23-6)

Home: 14-2, Away: 9-4, Neutral: 0-0

| | | |
|--------------------|---|---------|
| 1-21-21.....h4 | W | 44- 24 |
| 1-12-24.....a | L | 37- 42 |
| 12-15-47.....h9 | L | 53- 54 |
| 1-13-48.....a | W | 65- 64 |
| 12-18-48.....h9 | W | 64- 49 |
| 12-10-49.....h9 | W | 87- 56 |
| 12-9-50.....h | W | 87- 50 |
| 1-31-53.....a | L | 93-111 |
| 2-11-54.....h9 | L | 67-114 |
| 1-13-55.....a | L | 95-111 |
| 1-18-56.....a | W | 85- 75 |
| 12-6-56.....h | W | 93- 74 |
| 1-2-58.....h | W | 74- 64 |
| 12-13-58.....a | W | 82- 77 |
| 12-3-59.....h | W | 91- 63 |
| 12-3-60.....h | W | 80- 54 |
| 12-29-61.....a1 | W | 72- 65 |
| 12-3-62 (ot).....a | W | 80- 79 |
| 12-4-63.....h | W | 92- 69 |
| 1-9-65.....a | W | 96- 85 |
| 2-8-66.....h | W | 110- 68 |
| 1-10-67 (ot).....a | L | 68- 69 |
| 1-17-68.....h | W | 68- 61 |
| 1-28-69.....a | W | 72- 63 |
| 1-15-70.....h | W | 88- 61 |
| 2-27-71.....a | W | 81- 66 |
| 12-22-71.....h | W | 108- 91 |
| 12-29-75.....a1 | W | 98- 81 |
| 12-19-94.....h | W | 94- 73 |

a1-Poinsettia Tournament (Greenville, S.C.)

Gardner-Webb (1-0)

Home: 1-0, Away: 0-0, Neutral: 0-0

| | | |
|---------------|---|--------|
| 12-1-02.....h | W | 75- 53 |
|---------------|---|--------|

George Mason (1-0)

Home: 0-0, Away: 0-0, Neutral: 1-0

| | | |
|-----------------|---|--------|
| 11-20-09.....n1 | W | 70- 62 |
|-----------------|---|--------|

n1-O'Reilly Auto Parts Puerto Rico Tip-Off, San Juan, P.R.

George Washington (3-0)

Home: 1-0, Away: 1-0, Neutral: 1-0

| | | |
|--------------------------|---|--------|
| 1-2-88.....h | W | 86- 57 |
| 12-3-88.....a | W | 94- 64 |
| 3-18-05.....25/25.....n1 | W | 80- 68 |

n1-NCAA Tournament first round (Gaylord Entertainment Center, Nashville, Tenn.)

Georgetown (2-4)

Home: 2-0, Away: 0-1, Neutral: 0-3

| | | |
|-----------------------------------|---|--------|
| 2-15-21.....a | L | 14- 37 |
| 1-1-55.....n1 | L | 62- 68 |
| 12-21-63.....h | W | 96- 71 |
| 3-23-85.....6/6.....1/1.....n2 | L | 54- 60 |
| 11-22-95.....25/20.....4/4.....n3 | L | 72- 94 |
| 3-16-98 (ot).....h | W | 80- 79 |

n1-Queen City Tournament (Buffalo, N.Y.); n2-NCAA East

Regional final (Providence [R.I.] Civic Center); n3-Presason

NIT semifinals (Madison Square Garden, New York, N.Y.); *n-NIT second round

Georgia (105-89)

Home: 62-26, Away: 30-53, Neutral: 13-10

| |
|---|
| All Home Games: 62-26 |
| At AMC: 31-9 |
| At McCamish Pavilion: 2-1 |
| All Other Home Courts: 29-16 |
| In Athens: 30-52 |
| At Stegeman Coliseum: 5-27 |
| All Neutral Games: 13-10 |
| At The Omni: 8-6 |
| In Atlanta: 69-33 |
| As SEC members: 55-29 |
| As SIC members: 11-11 |
| Under Whack Hyder: 38-21 |
| Under Dwane Morrison: 6-10 |
| Under Bobby Cremins: 10-10 |
| Under Paul Hewitt: 4-7 |
| Under Brian Gregory: 4-1 |
| Under Josh Pastner: 0-2 |
| vs. Mark Fox: 4-5 |
| vs. Tom Crean: 1-0 (1-0 vs. Indiana) |
| Longest Winning Streak: 10 games (1958-61) |
| Longest Losing Streak: 7 games (1909-21, 1980-84) |
| Most Points Scored: 112 on 3-17-1990 |
| Fewest Points Scored: 8 on 2-14-1914 |
| Most Points Allowed: 105 on 12-19-1990 |
| Fewest Points Allowed: 11 on 3-17-1906 |
| Largest Margin of Victory: 38 on 12-5-2004 |
| Largest Margin of Defeat: 69 on 1-22-1909 |

• Georgia has won the last three games in the series, two of those in Athens, including an 80-59 win last December. The Bulldogs also won the last meeting in McCamish Pavilion, 60-43, in December of 2016.

• Prior to that, Georgia Tech had won four consecutive games over Georgia for the first time since winning 10 in a row over the Bulldogs, the longest for either team in the series, from December of 1958 to February of 1961.

• Tech snapped a 13-game losing streak in games played at Stegeman Coliseum with a 68-56 win over Georgia on Dec. 7, 2011. It was Tech's first win in Athens since Nov. 26, 1976, a stretch that spanned three Tech coaches - Dwane Morrison (0-for-his-last-4), Bobby Cremins (0-4) and Paul Hewitt (0-5).

• With Tech's 80-71 win in the Nov. 15, 2013 contest in Athens, the Yellow Jackets won back-to-back in Athens for the first time since winning three in a row from 1959-61.

• Georgia Tech leads the overall series 105-89 and has played the Bulldogs more than any other opponent in its basketball history.

• The series has been played alternately on the respective schools' campuses since the 1995-96 season. Georgia holds an 13-10 lead over that period.

• In the 23 on-campus meetings since 1995, Georgia has won three times in Atlanta, and Tech has won twice in Athens.

• Before that December, 1995 meeting in Athens, the teams played 14 straight years at the Omni in downtown Atlanta, which was located on the site of the current Philips Arena. Tech went 8-6 against the Bulldogs in the facility, including eight of the last 10 before the neutral series ended. The teams have played on neutral sites other than the SEC or Southern Intercollegiate Championships only one other time, that coming at the 1960 Gator Bowl Tournament in Jacksonville,

Fla.

• Tech was 4-5 against Georgia teams coached by Mark Fox, who won his first two encounters against the Jackets.

• Tech and Georgia were both charter members of the Southeastern Conference, and the Yellow Jackets went 55-29 against the Bulldogs in the SEC before leaving the conference after the 1963-64 season.

• Tech is 35-33 against Georgia since leaving the SEC.

All-Time Series Results

| | | |
|---------------------|---|--------|
| 3-10-06.....a | W | 27- 13 |
| 3-17-06 (ot).....h1 | W | 13- 11 |
| 1-22-09.....a | L | 9- 78 |
| 1-29-09.....h2 | L | 13- 69 |
| 2-15-13.....a | L | 12- 71 |
| 2-28-13.....h3 | L | 20- 35 |
| 2-14-14.....a | L | 8- 58 |
| 2-26-14.....h3 | L | 24- 29 |
| 2-27-21.....n1 | L | 21- 26 |
| 2-28-23.....n1 | W | 27- 22 |
| 1-31-25.....h7 | W | 30- 25 |
| 2-21-25.....a | L | 24- 34 |
| 1-8-26.....h7 | W | 35- 30 |
| 1-30-26.....a | L | 29- 33 |
| 2-20-26.....h4 | L | 19- 34 |
| 1-15-27 (ot).....a | W | 36- 35 |
| 1-29-27.....h4 | W | 33- 27 |
| 2-19-27.....a | W | 36- 25 |
| 1-14-28.....h7 | L | 30- 33 |
| 1-28-28.....a | W | 36- 35 |
| 2-18-28.....h4 | W | 28- 26 |
| 1-26-29.....h4 | W | 38- 37 |
| 2-25-29.....a | L | 25- 27 |
| 1-18-30.....h7 | L | 23- 26 |
| 1-25-30.....h4 | L | 23- 25 |
| 2-22-30.....h4 | L | 31- 35 |
| 1-17-31.....a | L | 30- 39 |
| 1-31-31.....h7 | W | 37- 19 |
| 2-14-31.....a | L | 15- 44 |
| 1-30-32.....h4 | W | 30- 20 |
| 2-6-32.....a | L | 15- 25 |
| 2-20-32.....h4 | W | 25- 22 |
| 1-14-33.....a | L | 25- 30 |
| 1-28-33.....h4 | W | 26- 16 |
| 2-18-33.....a | W | 32- 30 |
| 1-13-34.....a | W | 33- 25 |
| 1-27-34.....h4 | L | 33- 37 |
| 2-17-34.....h4 | L | 27- 28 |
| 3-2-34.....n2 | L | 19- 33 |
| 1-19-35.....a | L | 23- 33 |
| 2-2-35.....h4 | W | 32- 27 |
| 2-23-35 (ot).....a | W | 49- 39 |
| 2-1-36.....h8 | W | 29- 21 |
| 2-22-36.....a | W | 24- 22 |
| 1-30-37.....a | W | 34- 20 |
| 2-20-37.....h8 | W | 42- 22 |
| 1-29-38.....h8 | W | 51- 28 |
| 2-19-38.....a | W | 29- 27 |
| 1-28-39.....a | L | 26- 32 |
| 2-18-39.....h9 | L | 29- 41 |
| 1-27-40.....h9 | L | 31- 46 |
| 2-17-40.....a | L | 31- 40 |
| 2-7-41.....a | L | 26- 31 |
| 2-20-41.....h9 | W | 52- 44 |
| 2-19-42.....h9 | W | 49- 29 |
| 2-21-42.....a | L | 37- 38 |
| 2-18-43.....a | W | 58- 31 |
| 2-20-43.....h9 | W | 39- 20 |
| 2-12-44.....a | W | 42- 39 |
| 2-19-44.....h9 | W | 71- 44 |
| 2-9-45.....h9 | W | 70- 38 |
| 2-24-45.....a | W | 69- 42 |
| 3-1-45.....n3 | W | 68- 49 |
| 2-6-46.....a | L | 40- 50 |
| 2-15-46.....h9 | L | 43- 46 |
| 2-28-46.....n3 | L | 30- 36 |
| 2-4-47.....a | W | 51- 44 |
| 2-19-47.....h9 | W | 70- 46 |
| 2-4-48.....a | W | 68- 58 |
| 2-12-48.....a | W | 73- 64 |
| 2-18-48.....a | L | 58- 65 |
| 3-5-48.....n3 | W | 60- 57 |
| 1-26-49 (ot).....h9 | L | 60- 74 |
| 2-2-49.....a | W | 56- 49 |
| 2-16-49.....h9 | W | 60- 58 |
| 1-25-50.....a | L | 55- 67 |
| 2-1-50.....h9 | W | 56- 51 |
| 2-15-50 (ot).....a | L | 72- 73 |
| 1-9-51.....h9 | W | 56- 50 |
| 1-20-51.....a | L | 66- 77 |
| 2-7-51.....h9 | L | 53- 54 |
| 2-6-52.....a | L | 64- 72 |
| 2-23-52.....h9 | W | 79- 73 |
| 12-30-52.....n4 | W | 71- 54 |
| 1-6-53.....a | L | 57- 70 |
| 2-4-53.....h9 | W | 78- 73 |

| | | |
|---------------------------------|---|----------|
| 12-28-53.....n4 | L | 64- 66 |
| 2-17-54.....a | L | 61- 69 |
| 2-27-54.....h9 | W | 80- 63 |
| 1-24-55.....a | L | 66- 70 |
| 2-17-55.....h9 | W | 75- 54 |
| 2-26-55 (2ot).....h9 | L | 66- 67 |
| 12-17-55.....h9 | W | 75- 62 |
| 2-16-56 (ot).....a | W | 72- 68 |
| 2-25-56.....a | W | 81- 72 |
| 12-18-56.....h | W | 80- 58 |
| 2-14-57.....a | W | 67- 65 |
| 2-23-57.....h | W | 74- 60 |
| 12-19-57 (ot).....h | L | 68- 69 |
| 1-20-58.....h | W | 72- 59 |
| 2-22-58.....a | L | 59- 62 |
| 12-11-58.....h | W | 73- 66 |
| 1-7-59.....a | W | 66- 62 |
| 2-21-59.....h | W | 82- 62 |
| 12-31-59.....10/17.....h | W | 83- 65 |
| 1-13-60.....6/6.....h | W | 80- 64 |
| 2-20-60.....6/8.....a | W | 69- 68 |
| 12-1-60.....h | W | 74- 56 |
| 12-29-60.....n4 | W | 54- 51 |
| 1-11-61 (ot).....a | W | 89- 80 |
| 2-25-61.....h | W | 83- 71 |
| 12-9-61.....h | L | 67- 70 |
| 1-11-62.....h | W | 68- 62 |
| 2-24-62.....a | L | 61- 68 |
| 1-9-63.....7/7.....a | W | 72- 70 |
| 2-23-63 (ot).....nr/10.....h | W | 66- 58 |
| 12-2-63.....h | W | 73- 65 |
| 1-21-64.....h | W | 71- 55 |
| 2-22-64.....a | L | 68- 81 |
| 12-19-64.....a | L | 66- 79 |
| 2-9-65.....h | W | 73- 62 |
| 2-20-65.....a | L | 66- 91 |
| 12-9-65.....h | L | 65- 76 |
| 1-19-66.....h | W | 89- 56 |
| 2-26-66.....a | L | 61- 67 |
| 12-7-66.....a | L | 87- 89 |
| 1-21-67.....h | W | 79- 53 |
| 2-15-67.....a | W | 87- 79 |
| 12-7-67.....h | W | 86- 78 |
| 2-15-68.....a | L | 76- 89 |
| 12-5-68.....a | L | 74- 84 |
| 2-13-69.....h | W | 73- 66 |
| 12-3-69.....h | W | 92- 80 |
| 2-4-70.....a | L | 69- 74 |
| 12-4-71.....a | W | 97- 88 |
| 2-3-71.....h | W | 90- 77 |
| 2-2-72.....h | W | 82- 78 |
| 3-7-72.....a | L | 78- 93 |
| 1-31-73.....a | L | 78- 87 |
| 3-6-73.....h | W | 77- 67 |
| 1-16-74.....h | L | 66- 75 |
| 3-7-74 (ot).....a | W | 97- 95 |
| 11-29-75.....a | L | 67- 86 |
| 3-5-75.....h | L | 73- 77 |
| 11-28-75.....h | W | 59- 57 |
| 1-6-76.....a | L | 63- 69 |
| 11-26-76.....a | W | 64- 43 |
| 1-27-77.....h | L | 51- 60 |
| 11-25-77.....h | W | 75- 58 |
| 1-11-78.....a | L | 64- 68 |
| 12-1-78.....h | W | 75- 51 |
| 2-13-79.....a | L | 55- 56 |
| 12-15-79.....a | L | 59- 66 |
| 2-18-80.....h | W | 40- 38 |
| 12-6-80.....h | L | 38- 55 |
| 12-30-80.....a | L | 51- 65 |
| 12-4-81.....a | L | 61- 62 |
| 12-28-81.....n5 | L | 42- 53 |
| 12-4-82.....n5 | L | 67- 82 |
| 12-2-83.....13/nr.....n5 | L | 62- 64 |
| 12-11-84.....12/14.....n5 | L | 59- 60 |
| 12-7-85.....5/4.....n5 | W | 89- 65 |
| 12-3-86.....15/nr.....n5 | W | 72- 66 |
| 12-5-87.....n5 | W | 78- 77 |
| 12-17-88.....11/11.....n5 | L | 69- 80 |
| 12-16-89.....15/16.....n5 | W | 92- 89 |
| 12-19-90 (3ot).....17/13.....n5 | W | 112- 105 |
| 12-18-91.....13/13.....n5 | L | 65- 66 |
| 12-16-92.....17/16.....n5 | W | 75- 67 |
| 12-15-93.....14/14.....n5 | W | 72- 69 |
| 12-14-94.....14/13.....n5 | W | 86- 78 |
| 12-13-95.....19/20.....a | L | 70- 94 |
| 12-3-96.....h | W | 62- 61 |
| 12-23-97.....nr/23.....a | L | 71- 77 |
| 12-13-98 (ot).....h | W | 84- 79 |
| 12-9-99.....a | L | 68- 70 |
| 12-6-00.....h | L | 70- 75 |
| 12-9-01.....a | L | 82- 95 |
| 11-27-02.....17/18.....h | W | 83- 77 |
| 1-3-04 (2ot).....4/4.....a | L | 80- 79 |

SERIES HISTORY VS. ALL OPPONENTS

| | |
|--------------------------|--------|
| 12-5-04.....4/4.....h W | 87- 49 |
| 12-7-05.....a L | 75- 91 |
| 12-22-06.....h W | 78- 69 |
| 1-9-08.....a L | 72- 79 |
| 1-6-09.....h W | 67- 62 |
| 1-5-10.....20/17.....a L | 66- 73 |
| 12-7-10.....h L | 72- 73 |
| 12-7-11.....a W | 68- 56 |
| 12-4-12.....h14 W | 62- 54 |
| 11-15-13.....a W | 80- 71 |
| 11-14-14.....h14 W | 80- 73 |
| 12-19-15.....a L | 61- 75 |
| 12-20-16.....h14 L | 43- 60 |
| 12-19-17.....a L | 59- 80 |

h1-Peachtree Auditorium; h2-Cable Pano Company; h3-Crystal Palace; h4-City Auditorium; h7-Temporary Gym; h8-Naval Armory; h9-Heisman Gym; n1-SIC Tournament (City Auditorium, Atlanta, Ga.); n2-SEC Tournament (City Auditorium, Atlanta, Ga.); n3-SEC Tournament (Louisville, Ky.); n4-Gator Bowl Tournament (Jacksonville, Fla.); n5-The Omni, Atlanta, Ga.

Georgia Medical College (2-0)

Home: 1-0, Away: 1-0, Neutral: 0-0

| | |
|------------------|--------|
| 1-15-44.....h9 W | 68- 28 |
| 2-6-44.....a W | 68- 45 |

Georgia Pre-Flight (2-2)

Home: 2-0, Away: 0-2, Neutral: 0-0

| | |
|------------------|--------|
| 1-21-44.....h9 W | 34- 18 |
| 1-28-44.....a L | 34- 43 |
| 1-10-45.....h9 W | 41- 36 |
| 1-17-45.....a L | 36- 52 |

Georgia Southern (3-2)

Home: 2-1, Away: 1-0, Neutral: 0-1

| | |
|-------------------------|--------|
| 12-29-53.....n1 L | 80-101 |
| 12-1-58.....h L | 64- 72 |
| 2-13-60.....6/8.....h W | 66- 53 |
| 2-13-82.....a W | 55- 40 |
| 1-28-98.....h W | 77- 45 |

*Formerly Georgia Teachers College
n1-Gator Bowl Tournament (Jacksonville, Fla.)*

Georgia State (17-2)

Home: 16-1, Away: 1-1, Neutral: 0-0

| | |
|----------------------------|---------|
| 2-17-70.....h W | 101- 62 |
| 3-10-73.....a L | 73- 77 |
| 2-2-74.....h W | 73- 61 |
| 12-13-74.....h W | 80- 74 |
| 1-21-76.....h L | 62- 69 |
| 1-10-77.....h W | 74- 54 |
| 12-3-77.....h W | 82- 55 |
| 2-27-82.....h W | 74- 73 |
| 1-19-83.....h W | 64- 60 |
| 2-3-87.....h W | 98- 74 |
| 1-12-88.....h W | 111- 82 |
| 1-10-89.....19/16.....h W | 121- 86 |
| 11-24-89.....21/19.....h W | 108- 83 |
| 12-14-91.....13/13.....h W | 90- 72 |
| 12-12-92.....13/15.....h W | 102- 79 |
| 12-4-93.....16/17.....h W | 95- 65 |
| 11-16-06.....23/21.....h W | 103- 74 |
| 12-5-07.....a W | 72- 67 |
| 12-17-08.....h W | 84- 64 |

Gonzaga (0-1)

Home: 0-0, Away: 0-0, Neutral: 0-1

| | |
|------------------------------------|--------|
| 12-18-04.....3/3.....22/n.....n1 L | 73- 85 |
|------------------------------------|--------|

n1-Las Vegas Showdown (Thomas & Mack Center, Las Vegas, Nev.)

Grambling State (1-1)

Home: 0-1, Away: 0-0, Neutral: 1-0

| | |
|-------------------|---------|
| 11-24-99.....n1 W | 100- 88 |
| 12-1-17.....h14 L | 63- 64 |

n1-Great Alaska Shootout (Sullivan Arena, Anchorage, Alaska)

Grayson Athletic Club (1-0)

Home: 1-0, Away: 0-0, Neutral: 0-0

| | |
|------------------|--------|
| 1-27-32.....h4 W | 52- 27 |
|------------------|--------|

Green Bay (1-0)

Home: 1-0, Away: 0-0, Neutral: 0-0

| | |
|--------------------|---------|
| 11-19-15.....h14 W | 107- 77 |
|--------------------|---------|

Hamline (0-1)

Home: 0-0, Away: 0-0, Neutral: 0-1

| | |
|-------------------|--------|
| 12-31-47.....n1 L | 35- 52 |
|-------------------|--------|

n1-All-College Tournament (Oklahoma City, Okla.)

Harvard (1-0)

Home: 1-0, Away: 0-0, Neutral: 0-0

| | |
|------------------|--------|
| 12-28-00.....h W | 90- 59 |
|------------------|--------|

University of Havana (1-1)

Home: 0-0, Away: 1-1, Neutral: 0-0

| | |
|------------------------|--------|
| 12-30-25 (exh).....a W | 18- 5 |
| 1-2-26 (exh).....a L | 10- 16 |

Havana Yacht Club (1-1)

Home: 0-0, Away: 1-1, Neutral: 0-0

| | |
|---------------------------|--------|
| 12-29-25 (exh).....a L | 28- 29 |
| 12-31-25 (exh-ot).....a W | 31- 25 |

Hawai'i (2-2)

Home: 2-0, Away: 0-2, Neutral: 0-0

| | |
|---------------------|--------|
| 1-25-69.....h W | 85- 59 |
| 2-19-71.....a L | 61- 63 |
| 2-20-71.....a L | 62- 91 |
| 1-6-73 (ot).....h W | 85- 82 |

Hofstra (2-1)

Home: 1-0, Away: 0-0, Neutral: 1-1

| | |
|-------------------|--------|
| 12-26-96.....n1 W | 58- 47 |
| 12-26-98.....n1 L | 42- 61 |
| 11-20-03.....h W | 75- 56 |

n1-ECAC Holiday Festival (Madison Square Garden, New York, N.Y.); h-Preseason NIT second round

Houston (3-0)

Home: 1-0, Away: 0-0, Neutral: 2-0

| | |
|-----------------------------|--------|
| 12-28-88.....17/17.....n1 W | 87- 78 |
| 3-19-92.....n2 W | 65- 60 |
| 3-16-16.....h14 W | 81- 62 |

n1-Rainbow Classic (Blaisdell Center, Honolulu, Hawaii); n2-NCAA Midwest Regional first round (Bradley Center, Milwaukee, Wis.); h-Preseason NIT

Howard (3-0)

Home: 2-0, Away: 1-0, Neutral: 0-0

| | |
|--------------------------|--------|
| 12-4-48.....a W | 62- 42 |
| 1-3-57.....h W | 95- 54 |
| 1-2-91.....24/nr.....h W | 84- 77 |

Idaho State (3-1)

Home: 0-0, Away: 0-0, Neutral: 3-1

| | |
|-----------------------------|--------|
| 12-28-54 (ot).....n1 W | 72- 69 |
| 12-28-56.....20/nr.....n2 W | 75- 72 |
| 12-10-76.....n3 L | 72- 88 |
| 12-18-00.....n4 W | 78- 56 |

n1-Queen City Tournament (Buffalo, N.Y.); n2-All-College Tournament (Oklahoma City, Okla.); n3-Marshall Invitational (Huntington, W.Va.); n4-Stanford Invitational (Stanford, Calif.)

Illinois (2-7)

Home: 1-1, Away: 0-2, Neutral: 1-4

| | |
|-------------------------------------|--------|
| 12-30-66.....n1 L | 71- 83 |
| 12-28-67.....n2 L | 54- 65 |
| 3-21-85.....6/6.....12/10.....n3 W | 61- 53 |
| 3-1-86.....4/3.....h10 L | 57- 59 |
| 12-29-88.....17/17.....4/4.....n4 L | 75- 80 |
| 1-22-89 (2ot).....nr/20.....a L | 92-102 |
| 11-23-01.....3/2.....n5 L | 66-105 |
| 11-28-12.....a L | 62- 75 |
| 12-3-13.....h14 W | 67- 64 |

n1-Bruin Classic (Pauley Pavilion, Los Angeles, Calif.); n2-Chicago Classic (Chicago, Ill.); n3-NCAA East Regional semifinal (Providence [R.I.] Civic Center); n4-Rainbow Classic (Blaisdell Center, Honolulu, Hawaii); n5-Las Vegas Invitational (Valley High School, Las Vegas, Nev.)

Illinois-Chicago (1-2)

Home: 0-2, Away: 1-0, Neutral: 0-0

| | |
|--------------------------|--------|
| 11-22-04.....3/3.....a W | 60- 59 |
| 11-25-05.....h L | 51- 73 |
| 12-14-08.....h L | 60- 66 |

Indiana (1-2)

Home: 1-0, Away: 0-1, Neutral: 0-1

| | |
|-------------------|--------|
| 12-29-69.....n1 L | 65- 87 |
| 11-27-07.....a1 L | 79- 83 |
| 3-14-17.....h14 W | 75- 63 |

a1-ACC/Big Ten Challenge; n1-Bruin Classic (Pauley Pavilion, Los Angeles, Calif.); h-Post-season NIT

Indiana U. of Pennsylvania (1-0)

Home: 1-0, Away: 0-0, Neutral: 0-0

| | |
|----------------------------|--------|
| 11-8-09 (ot) (exh).....h W | 84- 76 |
|----------------------------|--------|

IUPUI (0-1)

Home: 0-1, Away: 0-0, Neutral: 0-0

| | |
|------------------|--------|
| 12-29-01.....h L | 92- 98 |
|------------------|--------|

176th Infantry (0-2)

Home: 0-1, Away: 0-1, Neutral: 0-0

| | |
|------------------|--------|
| 2-11-44.....h9 L | 52- 55 |
| 2-18-44.....a L | 42- 64 |

Iona (2-1)

Home: 0-0, Away: 0-0, Neutral: 2-1

| | |
|---------------------------|--------|
| 1-4-83.....n1 L | 58- 81 |
| 2-8-89.....20/20.....n2 W | 78- 69 |
| 12-27-98.....n3 W | 72- 65 |

n1-Brendan Byrne Arena, East Rutherford, N.J.; n2-Madison Square Garden, New York, N.Y.; n3-ECAC Holiday Festival (Madison Square Garden, New York, N.Y.)

Iowa (1-1)

Home: 0-0, Away: 1-1, Neutral: 0-0

| | |
|-------------------|--------|
| 11-28-00.....a1 L | 67- 85 |
| 3-24-03.....a2 W | 79- 78 |

a1-ACC-Big Ten Challenge (Iowa City, Iowa); a2-NIT second round (Iowa City, Iowa)

Iowa State (1-0)

Home: 0-0, Away: 0-0, Neutral: 1-0

| | |
|------------------|--------|
| 3-18-88.....n1 W | 90- 78 |
|------------------|--------|

n1-NCAA East First Round (Hartford [Conn.] Civic Center)

Islay Dairy (1-0)

Home: 0-0, Away: 1-0, Neutral: 0-0

| | |
|------------------|--------|
| 12-24-26.....a W | 29- 24 |
|------------------|--------|

Jackson State (2-0)

Home: 2-0, Away: 0-0, Neutral: 0-0

| | |
|----------------------------|---------|
| 12-1-87.....h W | 79- 71 |
| 11-13-06.....23/21.....h W | 100- 70 |

Jacksonville (5-5)

Home: 3-2, Away: 1-2, Neutral: 1-1

| | |
|---------------------------|--------|
| 2-6-67.....a W | 81- 71 |
| 1-8-68.....a L | 53- 63 |
| 2-12-68.....h W | 97- 77 |
| 1-6-69.....h L | 62- 71 |
| 2-8-69.....a L | 67- 73 |
| 2-26-70.....6/6.....h L | 81- 86 |
| 12-27-80.....n1 L | 41- 64 |
| 12-21-85.....7/7.....n1 W | 72- 53 |
| 12-22-05.....h W | 92- 67 |
| 11-28-08.....h W | 79- 76 |

n1-Gator Bowl Tournament (Jacksonville, Fla.)

Jacksonville YMCA (1-0)

Home: 0-0, Away: 1-0, Neutral: 0-0

| | |
|------------------|--------|
| 12-31-23.....a W | 32- 31 |
|------------------|--------|

James Madison (2-0)

Home: 2-0, Away: 0-0, Neutral: 0-0

| | |
|----------------------------|--------|
| 11-20-91.....23/24.....h W | 93- 69 |
| 12-15-04.....3/3.....h W | 72- 47 |

h-Preseason NIT first round

Kansas (1-5)

Home: 0-2, Away: 0-2, Neutral: 1-1

| | |
|---|--------|
| 1-12-71.....h L | 71- 84 |
| 2-7-72.....a L | 65- 93 |
| 11-27-99.....10/11.....n1 L | 70- 84 |
| 3-28-04 (ot).....14/15.....16/14.....n2 W | 79- 71 |

| | |
|-------------------------------------|--------|
| 1-1-05 (ot).....9/9.....2/2.....a L | 68- 70 |
| 12-18-07.....3/3.....h L | 66- 71 |

n1-Great Alaska Shootout (Sullivan Arena, Anchorage, Alaska); n2-NCAA St. Louis Regional final (Edward Jones Dome, St. Louis, Mo.)

Kennesaw State (3-1)

Home: 3-0, Away: 0-1, Neutral: 0-0

| | |
|---------------------------|--------|
| 11-6-04 (exh).....h W | 80- 60 |
| 12-22-09.....w/22.....h W | 80- 55 |
| 11-15-10.....a L | 63- 80 |
| 12-16-13.....h14 W | 74- 57 |

Kentucky State (1-0)

Home: 1-0, Away: 0-0, Neutral: 0-0

| | |
|---------------------------|--------|
| 1-30-10.....22/22.....h W | 98- 50 |
|---------------------------|--------|

Kentucky (15-56)

Home: 10-19, Away: 4-30, Neutral: 1-7

| | |
|---|--------|
| 2-23-24.....a1 L | 27- 33 |
| 2-6-25.....h7 L | 16- 18 |
| 1-16-26.....a2 L | 24- 25 |
| 1-22-27.....h7 W | 48- 16 |
| 2-11-28.....a2 W | 35- 31 |
| 1-16-29.....h7 W | 33- 19 |
| 2-8-30.....a2 L | 19- 39 |
| 2-7-31.....a2 L | 34- 38 |
| 2-17-31.....h7 L | 16- 35 |
| 2-11-33.....a2 L | 22- 45 |
| 2-10-34.....a2 L | 25- 49 |
| 2-9-35.....a2 L | 30- 57 |
| 3-2-37.....n1 L | 30- 40 |
| 2-19-40.....h9 W | 44- 39 |
| 1-20-41.....h9 L | 37- 47 |
| 2-17-41.....a2 L | 41- 60 |
| 1-20-42.....h9 L | 53- 63 |
| 2-16-42.....a2 L | 51- 57 |
| 1-19-43.....h9 L | 36- 38 |
| 2-15-43.....a2 L | 31- 58 |
| 1-22-45.....h9 L | 58- 64 |
| 2-3-45.....a2 L | 32- 51 |
| 1-21-46.....a2 L | 43- 68 |
| 1-28-46.....h9 L | 26- 54 |
| 1-20-47.....h9 L | 47- 70 |
| 2-22-47.....a2 L | 46- 83 |
| 3-1-47.....n2 L | 53- 75 |
| 1-19-48.....h9 L | 56- 71 |
| 2-21-48.....a2 L | 54- 78 |
| 3-6-48.....n2 L | 43- 54 |
| 1-17-49.....h9 L | 45- 56 |
| 2-19-49.....a2 L | 32- 78 |
| 1-16-50.....2/na.....h9 L | 47- 61 |
| 2-18-50.....5/na.....a2 L | 62- 97 |
| 1-22-51.....2/2.....h9 L | 61- 82 |
| 2-9-51.....1/1.....a3 L | 42- 75 |
| 3-2-51.....1/1.....n2 L | 56- 82 |
| 1-21-52.....3/3.....h9 L | 51- 96 |
| 2-9-52.....1/1.....a3 L | 42- 93 |
| 2-28-52.....1/1.....n2 L | 59- 80 |
| 1-9-54.....1/1.....a2 L | 53-105 |
| 2-2-54.....1/1.....n3 L | 48- 99 |
| 1-8-55.....1/1.....a3 W | 59- 58 |
| 1-31-55.....1/1.....h9 W | 65- 59 |
| 1-7-56.....6/6.....h9 L | 51-104 |
| 1-30-56.....3/4.....h3 L | 62- 84 |
| 1-5-57.....3/3.....a3 L | 72- 95 |
| 1-28-57.....5/3.....h L | 65- 76 |
| 1-4-58.....10/15.....a3 L | 60- 76 |
| 1-27-58.....9/12.....h W | 71- 52 |
| 1-3-59.....1/1.....a3 L | 62- 72 |
| 1-26-59.....1/1.....h L | 70- 94 |
| 1-2-60.....10/17.....13/14.....a3 W | 62- 54 |
| 1-25-60.....6/6.....16/15.....h W | 65- 44 |
| 1-7-61.....a3 L | 79- 89 |
| 1-30-61.....h W | 62- 60 |
| 1-6-62.....3/5.....a3 L | 70- 89 |
| 1-29-62.....2/3.....h L | 62- 71 |
| 1-5-63 (2ot).....nr/13.....6/7.....a3 W | 86- 85 |
| 1-28-63.....6/6.....h W | 66- 62 |
| 1-4-64.....1/1.....h W | 76- 67 |

SERIES HISTORY VS. ALL OPPONENTS

Louisville, Ky.; n4-Kuppenheimer Classic (The Omni, Atlanta, Ga.); *n11-Delta Classic (Georgia Dome, Atlanta, Ga.); *n12-Delta Classic (Phillips Arena, Atlanta, Ga.)

Knights of Columbus (0-1)

Home: 0-0, Away: 0-1, Neutral: 0-0

| | | |
|----------------|---|--------|
| 12-30-30.....a | L | 24- 29 |
|----------------|---|--------|

Lafayette (3-0)

Home: 3-0, Away: 0-0, Neutral: 0-0

| | | |
|--------------------------|---|---------|
| 12-10-94.....17/15.....h | W | 112- 84 |
| 1-2-00.....h | W | 75- 64 |
| 12-28-04.....9/9.....h | W | 92- 58 |

LaGrange YMCA (1-0)

Home: 0-0, Away: 1-0, Neutral: 0-0

| | | |
|----------------|---|--------|
| 12-23-28.....a | W | 33- 31 |
|----------------|---|--------|

LaSalle (1-1)

Home: 0-0, Away: 0-1, Neutral: 1-0

| | | |
|----------------|---|--------|
| 12-22-48.....a | L | 59- 67 |
| 3-20-71.....n1 | W | 70- 67 |

n1-NIT first round (Madison Square Garden, New York, N.Y.)

LeMoynne (2-0)

Home: 2-0, Away: 0-0, Neutral: 0-0

| | | |
|----------------------|---|---------|
| 11-14-04 (ext).....h | W | 103- 66 |
| 11-7-08 (ext).....h | W | 85- 54 |

Lithuanian National Team (1-0)

Home: 1-0, Away: 0-0, Neutral: 0-0

| | | |
|----------------------|---|--------|
| 11-22-93 (ext).....h | W | 88- 68 |
|----------------------|---|--------|

Long Island (0-1)

Home: 0-0, Away: 0-0, Neutral: 0-1

| | | |
|----------------|---|--------|
| 2-20-48.....n1 | L | 60- 74 |
|----------------|---|--------|

n1-Madison Square Garden, New York, N.Y.

Loraine Lions Club (1-0)

Home: 0-0, Away: 1-0, Neutral: 0-0

| | | |
|----------------|---|--------|
| 12-25-26.....a | W | 26- 25 |
|----------------|---|--------|

Louisiana-Lafayette (1-0)

Home: 1-0, Away: 0-0, Neutral: 0-0

| | | |
|----------------|---|--------|
| 11-18-03.....h | W | 79- 45 |
|----------------|---|--------|

*h-Preseason NIT first round

Louisiana State (14-21)

Home: 7-5, Away: 6-11, Neutral: 1-5

| | | |
|----------------------------------|---|--------|
| 2-10-27.....a | L | 27- 29 |
| 2-26-32.....n1 | L | 33- 36 |
| 2-14-38.....a | L | 35- 47 |
| 2-9-39.....h9 | W | 37- 35 |
| 2/2-40.....a | W | 34- 33 |
| 2-10-41.....a | L | 41- 43 |
| 2-6-42.....a | L | 41- 54 |
| 2-5-43.....h9 | W | 45- 44 |
| 1-10-48.....a | W | 52- 40 |
| 1-26-48.....h | L | 46- 54 |
| 1-8-49.....a | L | 59- 65 |
| 2-7-49.....h9 | L | 63- 72 |
| 3-3-49.....n2 | L | 53- 55 |
| 1-6-50.....a | L | 52- 63 |
| 2-6-50.....h9 | W | 85- 58 |
| 1-5-51.....a | L | 49- 68 |
| 2-4-52.....h9 | L | 51- 73 |
| 2-21-53.....a | L | 52- 76 |
| 2-13-54.....17/12.....h9 | L | 54- 89 |
| 2-12-55 (ot).....a | W | 79- 72 |
| 2-13-56.....h9 | W | 97- 74 |
| 2-11-57.....a | W | 87- 60 |
| 2-10-58.....19/nr.....a | W | 88- 61 |
| 2-9-59.....a | W | 64- 63 |
| 2-8-60.....6/6.....h | W | 76- 56 |
| 2-11-61.....a | L | 50- 63 |
| 2-10-62.....h | L | 51- 52 |
| 2-9-63.....6/6.....a | L | 54- 56 |
| 2-7-64.....h | W | 51- 49 |
| 3-20-86.....n3 | L | 64- 70 |
| 12-14-86.....15/nr.....a | L | 49- 52 |
| 3-13-87.....n4 | L | 79- 85 |
| 12-16-87.....h10 | W | 87- 70 |
| 3-17-90.....9/7.....19/nr.....n5 | W | 94- 91 |
| 11-20-11.....n6 | L | 50- 59 |

n1-SEC Tournament (City Auditorium, Atlanta, Ga.); n2-SEC Tournament (Louisville, Ky.); n3-NCAA Southeast Regional semifinal (The Omni, Atlanta, Ga.); n4-NCAA Midwest Regional

first round (Rosemont Horizon, Chicago, Ill.); n5-NCAA Southeast Regional second round (Thompson-Boling Arena, Knoxville, Tenn.); n6-Charleston Classic (TD Arena, Charleston, S.C.)

Louisville (13-20)

Home: 7-6, Away: 4-11, Neutral: 2-3

| |
|--|
| All Home Games: 7-6 |
| At McCamish Pavilion: 0-3 |
| At AMC: 4-2 |
| In Atlanta: 7-5 |
| All Road Games: 4-9 |
| At KFC Yum! Center: 0-1 |
| At Freedom Hall: 3-8 |
| At Louisville Convention Center: 1-1 |
| As ACC members: 0-4 |
| In the ACC Tournament: 0-0 |
| As Metro Conference members: 2-2 |
| All Neutral Games: 2-3 |
| Under Roy McArthur: 0-1 |
| Under Whack Hyder: 3-6 |
| Under Dwane Morrison: 2-2 |
| Under Bobby Cremins: 8-5 |
| Under Paul Hewitt: 0-1 |
| Under Brian Gregory: 0-3 |
| Under Josh Pastner: 0-2 |
| Vs. David Padgett: 0-1 |
| Vs. Rick Pitino: 0-5 at Louisville (1-8 overall) |
| Vs. Denny Crum: 10-7 |
| Longest Winning Streak: 4 games (1990-92) |
| Longest Losing Streak: 4 games (2014-present) |
| Most Points Scored: 94 on 2-10-1990 and 12-20-1997 |
| Fewest Points Scored: 48 on 12-27-1965 |
| Most Points Allowed: 91 on 2-25-1977 |
| Fewest Points Allowed: 50 on 2-17-1962 |
| Largest Margin of Victory: 13 on 2-24-1991 |
| Largest Margin of Defeat: 22 on 12-18-1950 and 3-20-2005 |

• Of the four most recent newcomers of the expanded ACC, Tech has the longest history with Louisville, meeting 28 times prior to the Cardinals joining the conference.

• Louisville has won all five games between the two teams as ACC brethren, the first three by a combined eight points the Cardinals scored double-digit win in each of the last two.

• Tech went 3-6 against the Cardinals with Whack Hyder as its head coach, all of those games between 1958 and 1965. • After a 12-year hiatus, Tech was 2-2 vs. Louisville when both teams were members of the Metro Conference in the late 1970s. Dwane Morrison was the Yellow Jackets' head coach for all those games, and Denny Crum was on the Cardinals' bench.

• After another long break, the teams met 13 times between 1988 and 1999, with Bobby Cremins and Crum on the opposing benches in all those games. The Yellow Jackets went 8-5 against the Cardinals during this time. Three of the meetings took place at Alexander Memorial Coliseum, and six at Freedom Hall.

• The other four were played at the Georgia Dome. Tech won three of those, including the first-ever college basketball game played in the facility, and before the largest crowd ever to witness a college game in the state of Georgia at the time (28,885). That game will be forever remembered in Tech lore after James Forrest launched a half-court heave on an inbound pass that dropped through the net at the buzzer for an 87-85 Yellow Jacket victory.

• The teams have met seven times when both were ranked among the nation's top 25 teams, and Tech has won four of those meetings.

• Tech coach Josh Pastner went 2-2 against Louisville during his seven-year stint as the head coach at Memphis and is now 2-4 against the Cardinals.

All-Time Series Results

| | | |
|-----------------------------------|---|--------|
| 12-18-50.....a | L | 57- 79 |
| 12-6-58.....a | L | 57- 71 |
| 12-5-59.....h | W | 68- 56 |
| 12-12-60.....a1 | L | 65- 74 |
| 2-17-62.....h | W | 59- 50 |
| 2-16-63.....10/9.....h | L | 73- 78 |
| 1-18-64.....a2 | L | 59- 68 |
| 12-29-64.....n1 | L | 71- 77 |
| 1-16-65.....a2 | W | 66- 63 |
| 12-27-65.....n2 | L | 48- 54 |
| 2-25-77.....10/10.....a | L | 80- 91 |
| 3-4-77.....n3 | W | 56- 55 |
| 1-14-78.....9/8.....a | L | 84- 90 |
| 2-14-78.....h | W | 69- 59 |
| 1-6-88.....a | W | 62- 61 |
| 1-15-89.....19/15.....9/9.....h | L | 65- 67 |
| 2-10-90.....16/15.....15/14.....a | W | 94- 84 |

| | | |
|--------------------------------------|---|--------|
| 2-24-91.....h | W | 82- 69 |
| 1-25-92.....18/17.....20/21.....a | W | 73- 65 |
| 12-19-92.....17/16.....21/22.....h11 | W | 87- 85 |
| 1-15-94.....17/18.....15/15.....a | L | 68- 88 |
| 12-17-94.....14/13.....h11 | L | 72- 77 |
| 12-16-95.....19/20.....20/19.....h11 | W | 88- 77 |
| 1-11-97.....14/16.....a | L | 56- 60 |
| 11-29-97.....19/19.....n5 | W | 73- 69 |
| 12-20-97.....h11 | W | 94- 86 |
| 2-14-99.....a | L | 58- 78 |
| 3-20-05.....25/25.....4/4.....n6 | L | 54- 76 |
| 2-23-15.....17/15.....h14 | L | 51- 52 |
| 1-23-16.....17/16.....h14 | L | 71- 75 |
| 3-1-16.....11/x.....a | L | 53- 56 |
| 1-7-17.....9/9.....h14 | L | 50- 65 |
| 2-8-18.....a | L | 54- 77 |

*n11-Holiday Classic (Georgia Dome, Atlanta, Ga.); a1-Bluegrass Invitational (Freedom Hall, Louisville, Ky.); a2-Louisville Convention Center; n1-Sugar Bowl Tournament (New Orleans, La.); n2-Hurricane Classic (Miami, Fla.); n3-Metro Tournament (Mid-South Coliseum, Memphis, Tenn.); n5-Puerto Rico Shootout (Eugenio Guerra Sports Complex, Bayamon, P.R.); n6-NCAA Tournament second round (Gaylord Entertainment Center, Nashville, Tenn.)

Loyola-Chicago (0-1)

Home: 0-0, Away: 0-1, Neutral: 0-0

| | | |
|----------------|---|--------|
| 12-30-67.....a | L | 71- 96 |
|----------------|---|--------|

Loyola Marymount (1-0)

Home: 0-0, Away: 0-0, Neutral: 1-0

| | | |
|-----------------|---|---------|
| 12-22-90.....n1 | W | 135- 94 |
|-----------------|---|---------|

n1-Kuppenheimer Classic (The Omni, Atlanta, Ga.)

Macon YMCA (3-1)

Home: 1-0, Away: 2-1, Neutral: 0-0

| | | |
|----------------|---|--------|
| 1-17-20.....h4 | W | 28- 23 |
| 2-14-20.....a | L | 4- 64 |
| 1-21-22.....a | W | 29- 14 |
| 12-29-23.....a | W | 31- 28 |

Maine (1-0)

Home: 1-0, Away: 0-0, Neutral: 0-0

| | | |
|--------------|---|--------|
| 1-4-71.....h | W | 99- 52 |
|--------------|---|--------|

Manhattan (1-1)

Home: 1-0, Away: 0-1, Neutral: 0-0

| | | |
|-------------------|---|--------|
| 1-1-31 (ot).....a | L | 26- 32 |
| 11-15-95.....h11 | W | 87- 67 |

*n11-Preseason NIT first round (Georgia Dome, Atlanta, Ga.)

Marathon Oil (2-2)

Home: 2-2, Away: 0-0, Neutral: 0-0

| | | |
|--------------------------|---|---------|
| 11-21-83 (ext).....h | W | 91- 88 |
| 11-17-84 (ext-ot).....h | W | 104- 89 |
| 11-2-95 (ext-ot).....h10 | L | 88- 91 |
| 11-5-96 (ext).....h | L | 62- 91 |

Marist (4-0)

Home: 2-0, Away: 0-0, Neutral: 2-0

| | | |
|------------------------|---|--------|
| 3-13-86.....6/6.....n1 | W | 68- 53 |
| 1-2-90.....12/12.....h | W | 86- 77 |
| 12-7-02.....n2 | W | 67- 53 |
| 12-23-03.....4/4.....h | W | 90- 40 |

n1-NCAA Southeast Regional first round (Assembly Center, Baton Rouge, La.); n2-Madison Square Garden, New York, N.Y.

Marquette (3-4)

Home: 1-1, Away: 1-1, Neutral: 1-2

| | | |
|------------------------|---|--------|
| 1-13-26.....h | W | 23- 19 |
| 12-27-56.....n1 | L | 78-102 |
| 12-27-57.....n2 | W | 67- 58 |
| 12-27-63.....a1 | W | 84- 83 |
| 1-26-76.....3/2.....h | L | 44- 55 |
| 1-3-77.....12/14.....a | L | 45- 63 |
| 11-27-14.....n3 | L | 70- 72 |

a1-Milwaukee Classic (Milwaukee, Wis.); n1-All-College Tournament (Oklahoma City, Okla.); n2-Motor City Classic (Detroit, Mich.); n3-Orlando Classic (Lake Buena Vista, Fla.)

Maryland (36-40)

Home: 20-11, Away: 11-25, Neutral: 5-4

| | | |
|--------------------------|---|--------|
| 12-29-72.....2/4.....a | L | 55- 90 |
| 12-27-74.....5/7.....a | L | 67-103 |
| 12-10-75.....2/3.....a | L | 65- 93 |
| 12-29-77.....14/14.....a | L | 63- 65 |
| 12-19-79.....h | L | 60- 70 |
| 1-3-80.....h | L | 74- 83 |

| | | |
|---------------------------------------|---|---------|
| 2-28-80.....7/7.....n1 | L | 49- 51 |
| 12-31-80.....9/9.....h | L | 55- 66 |
| 1-23-81.....14/13.....a | L | 64- 72 |
| 12-23-81.....a | W | 45- 43 |
| 1-30-82.....h | W | 64- 63 |
| 2-5-83.....a | L | 68- 77 |
| 2-23-83.....h | W | 70- 60 |
| 3-11-83.....n2 | W | 64- 58 |
| 2-4-84 (2ot).....18/nr.....10/9.....h | W | 71- 70 |
| 2-23-84.....a | L | 74- 79 |
| 12-28-84.....10/13.....nr/20.....n3 | W | 70- 69 |
| 2-2-85.....8/9.....17/17.....a | W | 72- 60 |
| 2-19-85.....8/9.....nr/29.....h | W | 48- 43 |
| 1-11-86.....5/5.....h | W | 68- 67 |
| 2-22-86.....5/5.....a | W | 77- 70 |
| 3-8-86.....6/6.....n1 | W | 64- 62 |
| 2-1-87.....h | W | 76- 72 |
| 2-10-87.....a | W | 78- 74 |
| 2-8-88.....a | W | 96- 83 |
| 2-17-88.....h | W | 104- 82 |
| 3-11-88.....18/18.....n1 | L | 67- 84 |
| 2-4-89.....h | W | 87- 74 |
| 2-14-89.....a | W | 67- 66 |

SERIES HISTORY VS. ALL OPPONENTS

2-21-44.....a W 57- 53

Memphis (4-3)

Home: 2-1, Away: 1-1, Neutral: 1-1

1-17-77.....18/nr.....h W 89- 82
1-24-78.....a L 62- 65
2-18-78.....a L 59- 61
1-16-79 (20t).....a W 89- 84
2-22-79.....h W 79- 63
3-27-92 (ot).....n1 L 79- 83
11-21-06.....19/19.....12/11.....n2 W 92- 85

Formerly Memphis State

n1-NCAA Midwest Regional semifinal (Kemper Arena, Kansas City, Mo.); n2-EA Sports Maui Invitational (Lahaina Civic Center, Lahaina, Maui, Hawaii)

Mercer (28-17)

Home: 17-8, Away: 10-7, Neutral: 1-2

1-8-09.....h2 W 28- 7
1-15-09.....a L 13- 26
2-21-13.....h3 L 25- 31
2-25-13.....a W 23- 19
2-7-14.....a W 30- 20
2-13-14.....h3 W 31- 22
1-16-20.....h5 W 30- 26
2-13-20.....a W 21- 16
1-8-21.....h4 L 19- 20
1-29-21.....a L 18- 41
1-7-22.....a L 26- 28
1-20-22.....h4 W 44- 35
2-26-22.....n1 L 14- 29
1-6-23.....a L 20- 30
1-20-23.....h4 W 33- 32
3-2-23.....n1 L 26- 30
1-18-24.....h4 L 26- 30
1-19-24.....a L 20- 36
1-16-25.....h7 L 18- 23
2-13-25.....a L 21- 28
1-23-32.....a L 39- 40
2-13-32.....h4 L 33- 42
1-21-33.....h4 W 47- 18
2-20-35.....a W 42- 28
1-8-36.....a W 59- 42
1-15-36.....h8 W 46- 20
1-9-37.....h8 W 53- 36
1-17-38.....a W 46- 37
1-19-38.....h8 W 53- 23
1-11-39.....h9 L 28- 30
1-8-44.....h9 W 48- 31
2-5-44.....a W 67- 34
1-30-67.....h W 91- 57
1-18-69.....a W 67- 59
1-28-74.....h L 85-102
1-4-75.....a W 70- 68
1-31-75.....h W 91- 80
3-15-85.....n1 W 65- 58
12-28-91.....13/13.....h W 97- 67
12-11-93.....17/17.....h W 86- 69
11-19-99.....h W 91- 79
11-22-08 (ot).....a W 82- 76
11-27-09.....v25.....h W 85- 74
12-31-10.....h W 87- 78
12-22-11.....h13 L 59- 66

n1-NCAA East Regional first round (The Omni, Atlanta, Ga.)

Mexico City YMCA (1-0)

Home: 1-0, Away: 0-0, Neutral: 0-0

2-9-33.....h4 W 41- 21

Miami (9-13)

Home: 5-6, Away: 4-6, Neutral: 0-1

All Home Games: 5-6

At McCamish Pavilion: 1-3

At AMC: 4-2

At Philips Arena: 0-2

In Atlanta: 5-7

All Road Games: 4-6

At Watsco Center: 3-5

As ACC members: 7-12

In the ACC Tournament: 0-1

All Neutral Games: 0-0

Under Whack Hyder: 1-1

Under Bobby Cremins: 1-0

Under Paul Hewitt: 4-6

Under Brian Gregory: 2-5

Under Josh Pastner: 1-1

Vs. Jim Larranaga: 4-6 (3-6 at Miami)

Longest Winning Streak: 4 games (1967-2005)

Longest Losing Streak: 4 games (2006-08)

Most Points Scored: 90 on 2-27-1967

Fewest Points Scored: 36 on 3-8-2012

Most Points Allowed: 90 on 12-3-2006

Fewest Points Allowed: 54 on 3-8-2012, 1-3-2018

Largest Margin of Victory: 20 on 1-28-2015

Largest Margin of Defeat: 20 on 1-3-1953

• Tech snapped a two-game losing streak in the series with a 64-54 win in Atlanta on Jan. 3, 2018, the teams' only meeting. Still, Georgia Tech has dropped 12 of the last 17 after winning the first two meetings with Miami after the Hurricanes became members of the ACC.

• Miami has an 13-9 lead in the all-time series which dates back to 1953, and is 13-7 against the Yellow Jackets since joining the ACC.

• Tech has won two of its last three games against Miami in Coral Gables, including a 71-69 victory over 6th-ranked Miami on March 6, 2013. It was Tech's first win at the Watsco Center since Feb. 26, 2005.

• Miami had won five straight meetings in Atlanta and was 3-0 at McCamish Pavilion before Tech's 2018 win. Miami also was the only regular-season meeting between the two teams in 2011-12, as well as their ACC Tournament meeting, both games at Philips Arena.

• Miami was the opponent for Tech in its last game at Alexander Memorial Coliseum, a game the Yellow Jackets won 66-57 to close out the 2010-11 regular season. Tech won four of six games against the Hurricanes in the building.

• Fourteen of the 22 meetings have been decided by 10 points or less.

• The last meeting between the two schools prior to Miami's joining the ACC occurred in December of 1997 as part of the Orange Bowl Classic doubleheader at Miami Arena, the Hurricanes' home court until the team moved into the on-campus Convocation Center last year. The Yellow Jackets led that year by senior forward Matt Harpring, won that game, 69-61.

• Tech played Miami twice under former head coach Whack Hyder, losing the first-ever meeting in the series by 22 points in 1953, then taking a six-point homecourt victory in 1967. That was the only pre-ACC visit by the Hurricanes to Alexander Memorial Coliseum, and the 90-84 Tech win has been the highest scoring game in the short series.

All-Time Series Results

1-3-53.....a L 60- 82
2-27-67.....h W 90- 84
12-27-97.....a1 W 69- 61
1-6-05.....9/10.....h W 80- 69
2-26-05.....a W 76- 72
2-4-06.....h L 53- 70
12-3-06.....21/23.....a L 82- 90
1-12-08.....25/4.....a L 68- 78
2-17-08.....h L 63- 64
3-4-09.....h W 78- 68
2-10-10.....20/20.....a L 62- 64
2-3-11.....a L 57- 59
3-6-11.....h W 66- 57
1-24-12.....h12 L 49- 64
3-8-12.....n1 L 36- 54
1-5-13.....h14 L 49- 62
3-6-13.....6/7.....a W 71- 69
1-18-14.....h14 L 42- 56
1-28-15.....23/23.....a W 70- 50
2-7-16.....17/15.....h14 L 68- 75
2-15-17.....h L 61- 70
1-3-18.....15/16.....h14 W 64- 54

a1-Orange Bowl Classic (Miami Arena); n1-ACC Tournament, Philips Arena, Atlanta, Ga.

Michigan (4-3)

Home: 1-1, Away: 0-0, Neutral: 3-2

12-28-66.....n1 W 101- 70
3-24-71.....n2 W 78- 70
11-30-85.....2/2.....3/3.....n3 L 44- 49
11-26-93.....13/15.....5/5.....n3 L 70- 80
11-24-95.....25/20.....17/16.....n4 W 77- 61
12-1-99.....h12 L 77- 80
11-30-04.....4/4.....h1 W 99- 68

h1-ACC-Big Ten Challenge (AMC); n1-Bruin Classic (Pauley Pavilion, Los Angeles, Calif.); n2-NIT quarterfinals (Madison Square Garden, New York, N.Y.); n3-Hall of Fame-Tipoff Classic (Springfield (Mass.) Civic Center); n4-Preseason NIT third place game (Madison Square Garden, New York, N.Y.); n12-ACC-Big Ten Challenge (Philips Arena, Atlanta, Ga.)

Michigan State (2-2)

Home: 0-0, Away: 1-2, Neutral: 1-0

1-4-47.....a L 52- 62
12-22-49.....a W 68- 60
3-23-90 (ot).....9/7.....4/4.....n1 W 81- 80
11-30-05.....a1 L 86- 88

a1-ACC-Big Ten Challenge; n1-NCAA Southeast Regional semifinal (Louisiana Superdome, New Orleans, La.)

Minnesota (1-2)

Home: 0-0, Away: 0-2, Neutral: 1-0

12-30-78.....a1 L 56- 57
3-25-90.....9/7.....20/nr.....n2 W 93- 91
12-4-02.....20/17.....a2 L 63- 64
a1-Pillsbury Holiday Classic (Minneapolis, Minn.); n2-NCAA Southeast Regional final (Louisiana Superdome, New Orleans, La.); a2-ACC-Big Ten Challenge (Minneapolis, Minn.)

Mississippi (12-9)

Home: 6-3, Away: 5-3, Neutral: 1-3

2-27-26.....n1 L 24- 36
3-7-38.....n2 W 58- 47
3-3-39.....n3 L 38- 42
1-20-40.....h9 W 50- 39
1-14-41.....h9 W 60- 47
1-27-51.....a W 73- 59
1-14-52.....h9 L 64- 94
2-7-53.....a L 63- 78
1-16-54.....h9 L 71- 80
1-15-55.....a L 66- 81
1-16-56.....h9 W 79- 58
1-14-57.....a W 82- 78
1-13-58.....h W 76- 67
1-12-59.....a W 89- 70
1-11-60.....6/8.....h W 91- 66
1-14-61.....a L 67- 69
1-13-62.....h L 55- 60
1-12-63 (ot).....a W 73- 71
1-11-64.....h W 69- 54
11-29-13.....n4 L 67- 77
3-21-17.....a W 74- 66

n1-SIC Tournament (City Auditorium, Atlanta, Ga.); n2-SEC Tournament (Baton Rouge, La.); n3-SEC Tournament (Knoxville, Tenn.); n4-Barclays Center Classic (Barclays Center, Brooklyn, N.Y.); *Post-season NIT

Mississippi State (16-13)

Home: 6-5, Away: 5-6, Neutral: 5-2

2-24-22.....n1 W 34- 30
2-19-23.....a L 31- 45
3-1-23.....n1 L 17- 25
2-2-24.....h4 L 36- 40
2-16-24.....a L 28- 53
2-6-26.....h7 L 20- 31
2-25-27.....n1 W 40- 24
3-1-37.....n2 W 43- 30
2-26-43.....n2 L 41- 48
3-2-45.....n3 W 60- 43
2-28-47.....n3 W 65- 52
1-26-51.....a W 55- 46
1-30-52.....h9 W 66- 64
2-9-53.....a L 62- 66
1-14-54.....h9 L 74- 75
1-17-55.....a W 90- 71
1-14-56.....h9 W 87- 59
1-12-57.....a W 80- 77
1-11-58.....h W 78- 61
1-10-59.....a L 67- 75
1-9-60.....6/8.....h W 82- 60
1-16-61 (ot).....a L 61- 62
1-15-62.....h L 56- 57
1-14-63.....a L 69- 81
1-13-64.....h W 59- 45
12-9-64.....a W 83- 65
1-25-65.....h W 75- 73
12-18-73.....h L 77- 85
12-19-75.....a W 64- 61

n1-SIAA Tournament (City Auditorium, Atlanta, Ga.); n2-SEC Tournament (Knoxville, Tenn.); n3-SEC Tournament (Louisville, Ky.)

Mississippi Valley State (1-0)

Home: 1-0, Away: 0-0, Neutral: 0-0

11-26-13.....h14 W 76- 59

Missouri (1-0)

Home: 1-0, Away: 0-0, Neutral: 0-0

12-21-61.....h W 58- 57

Monmouth (1-0)

Home: 1-0, Away: 0-0, Neutral: 0-0

1-17-85.....17/15.....h W 96- 66

Morehead State (2-0)

Home: 1-0, Away: 0-0, Neutral: 1-0

12-27-89.....14/13.....n1 W 98- 76
12-18-99.....h W 81- 75

n1-Kuppenheimer Classic (The Omni, Atlanta, Ga.)

Morehouse (1-0)

Home: 1-0, Away: 0-0, Neutral: 0-0

11-4-06 (exh).....23/21.....h W 96- 52

Morgan State (3-0)

Home: 3-0, Away: 0-0, Neutral: 0-0

11-27-90.....14/14.....h W 87- 65
11-26-96.....h W 74- 58
12-23-00.....h W 94- 58

Mount St. Mary's (2-1)

Home: 2-1, Away: 0-0, Neutral: 0-0

12-20-93.....14/15.....h W 79- 62
12-18-95.....21/18.....h10 L 69- 71
12-30-98.....h W 80- 74

Murray State (1-1)

Home: 1-0, Away: 0-1, Neutral: 0-0

1-25-54.....a L 66- 77
12-4-56.....h W 67- 64

Navy (2-2)

Home: 1-1, Away: 0-0, Neutral: 1-1

12-30-60.....n1 L 60- 63
1-2-62 (ot).....h L 62- 64
12-31-63.....h W 88- 73
12-28-85.....7/6.....n2 W 82- 64
n1-Gator Bowl Tournament (Jacksonville, Fla.); n2-Cotton States Classic (The Omni, Atlanta, Ga.)

Nebraska (1-0)

Home: 0-0, Away: 0-0, Neutral: 1-0

12-28-83.....n1 W 66- 49
n1-Cotton States Classic (The Omni, Atlanta, Ga.)

Nevada (1-0)

Home: 0-0, Away: 0-0, Neutral: 1-0

3-26-04.....14/15.....n1 W 72- 67
n1-NCAA St. Louis Regional semifinal (Edward Jones Dome, St. Louis, Mo.)

Nevada-Las Vegas (0-2)

Home: 0-0, Away: 0-0, Neutral: 0-2

3-31-90.....9/7.....2/2.....n1 L 81- 90
3-16-07.....19/18.....n2 L 63- 67
n1-NCAA Final Four, national semifinal (McNichols Arena, Denver, Colo.); n2-NCAA Midwest Regional, First Round (United Center, Chicago, Ill.)

Newberry (5-0)

Home: 4-0, Away: 1-0, Neutral: 0-0

3-5-20.....a W 22- 14
1-12-74.....h W 82- 76
1-24-76.....h W 71- 61
1-6-79.....h W 90- 59
1-12-81.....h W 77- 70

Newcastle of Australia (1-0)

Home: 1-0, Away: 0-0, Neutral: 0-0

2-18-96 (exh).....h W 91- 79

New Orleans (1-0)

Home: 0-0, Away: 0-0, Neutral: 1-0

11-27-98 (ot).....n1 W 65- 62
n1-Big Island Invitational (Alook-Chinen Civic Auditorium, Hilo, Hawaii)

Niagara (1-0)

Home: 1-0, Away: 0-0, Neutral: 0-0

11-19-10.....h W 78- 51

Nike Elite (0-1)

Home: 0-1, Away: 0-0, Neutral: 0-0

11-18-01 (exh).....h L 90- 99

North Carolina (25-68)

Home: 14-21, Away: 5-32, Neutral: 6-15

All Home Games: 14-21

At McCamish Pavilion: 1-3

At AMC: 11-12

At The Omni: 3-7

SERIES HISTORY VS. ALL OPPONENTS

At the Georgia Dome: 0-1

In Atlanta: 15-24

All Road Games: 5-32

At the Smith Center: 4-25

At Chapel Hill: 5-30

At Greensboro (regular season): 0-2

At Greensboro (all games): 2-3

At Charlotte: 2-10

As ACC members: 23-54

In the ACC Tournament: 5-4

All Neutral Games: 6-15

As SIC members: 0-1

Under Whack Hyder: 2-8

Under Dwane Morrison: 0-8

Under Bobby Cremins: 12-31

Under Paul Hewitt: 10-11

Under Brian Gregory: 0-7

Under Josh Pastner: 1-1

Vs. Roy Williams: 9-15 (9-14 at UNC)

Longest Winning Streak: 4 games (2010-11)

Longest Losing Streak: 20 games (1971-84)

Most Points Scored: 104 on 2-14-1970

Fewest Points Scored: 26 on 2-8-1925

Most Points Allowed: 108 on 2-12-1972

Fewest Points Allowed: 34 on 2-8-1925

Largest Margin of Victory: 27 on 2-1-1990

Largest Margin of Defeat: 45 on 2-12-1972

• North Carolina has a 68-25 lead in the all-time series between the two teams, and a 54-23 advantage since Tech joined the ACC.

• The Tar Heels have won eight of the last nine games in the series, including an 80-66 win in Chapel Hill in the teams' only meeting of the 2017-18 season.

• Tech's only win in that stretch occurred on New Year's Eve of 2016, opening its ACC schedule with a 75-63 home-court upset of the Tar Heels, who would go on to win the national championship. It was the Jackets' first win in the series since a 78-58 win in Atlanta on Jan. 16, 2011.

• Before that, Tech had won four games in a row for its longest winning streak in the series. Tech is 11-13 against North Carolina dating back to the 2001-02 season.

• The teams have played 39 times in the city of Atlanta, including four at McCamish Pavilion. The teams met 23 times at Alexander Memorial Coliseum, where the Tar Heels won 12 of 23. Tech won six of the last seven meetings in the Thrillerdome, however, and won six of eight against UNC in the Coliseum under Paul Hewitt.

• Between 1982 and 1996, the Yellow Jackets played eight of their home games with the Tar Heels at the old Omni arena in downtown Atlanta (2-6 record). Counting ACC and SIC Tournament games played in the city, Tech is 15-24 vs. North Carolina in Atlanta.

• Tech is 8-5 in games played away from Chapel Hill since 2000-01, including three ACC Tournament wins. The Jackets are 9-13 against the Tar Heels under Roy Williams, 9-14 against Williams all-time. Tech's win over the Tar Heels last season was Josh Pastner's first game against them as a head coach.

• Tech has lost 12 of the last 13 meetings in the Smith Center and is 4-25 all-time in the building. Counting regular-season games in Greensboro, Tech is 5-32 on the road against UNC.

• In ACC Tournament play, the Yellow Jackets have won five of nine meetings, and Tech has won the last three encounters (2004, 2005, 2010). Two of Tech's five tournament wins occurred in championship games, the 1985 final in Atlanta and the 1993 final in Charlotte.

• Tech's greatest success in its series with North Carolina occurred during the middle 1990s when the Jackets won five of seven meetings, including three straight wins over No. 1-ranked Tar Heel teams during the 1993 and 1994 campaigns.

All-Time Series Results

| | | | |
|---------------|------------|------|---------|
| 2-28-25 |n1 | L | 26- 34 |
| 2-14-47 |a | L | 48- 58 |
| 12-9-55 |n2 | L | 76- 88 |
| 2-11-67 |2/2 | h W | 82- 80 |
| 1-27-68 |3/3 | n2 | 54- 82 |
| 1-14-69 |2/2 | h | 70-101 |
| 2-14-70 |10/8 | n2 W | 104- 95 |
| 2-12-71 |11/11 | n2 | 58- 87 |
| 3-27-71 (NIT) |13/13 | n3 | 64- 84 |
| 2-12-72 |3/3 | n2 | 73-118 |
| 2-23-72 |5/3 | a1 | 66- 87 |
| 2-9-73 |6/6 | n2 | 72-107 |
| 2-9-74 |4/4 | n2 | 70-108 |
| 2-8-75 |12/11 | n2 | 81-111 |
| 2-6-76 |4/3 | n2 | 74- 79 |
| 2-4-77 |13/12 | n2 | 74- 97 |
| 1-14-80 |15/15 | a2 | 53- 54 |
| 2-11-80 |11/11 | h | 50- 60 |
| 1-24-81 |17/18 | a1 | 60-100 |
| 2-25-81 |11/10 | h | 51- 76 |

| | | | | | |
|--------------|------------|------------|----------|---------|---------|
| 1-23-82 |1/1 |h10 | L | 54- 66 | |
| 2-24-82 |2/2 |a1 | L | 54- 77 | |
| 3-4-82 |1/1 |n4 | L | 39- 55 | |
| 1-29-83 |3/3 |a2 | L | 65- 72 | |
| 3-2-83 |8/10 |h10 | L | 73- 85 | |
| 1-28-84 |1/1 |a1 | L | 61- 73 | |
| 2-29-84 |1/1 |h10 | L | 56- 69 | |
| 1-27-85 |16/17 |8/9 |a1 | W | 66- 62 |
| 2-27-85 |10/13 |8/11 |h10 | W | 67- 62 |
| 3-10-85 |9/11 |6/7 |n5 | W | 57- 54 |
| 1-25-86 |4/3 |1/1 |a | L | 77- 85 |
| 2-4-86 (ot) |2/2 |1/1 |h10 | L | 77- 78 |
| 1-24-87 |2/1 |a | L | 55- 92 | |
| 3-1-87 |2/3 |h10 | L | 76- 92 | |
| 1-30-88 |3/3 |a | L | 71- 73 | |
| 3-2-88 |13/15 |6/6 |h10 | L | 80- 97 |
| 1-28-89 |nr/19 |7/6 |a | L | 85- 92 |
| 3-1-89 |5/5 |h | W | 76- 74 | |
| 3-10-89 |9/8 |n5 | L | 62- 77 | |
| 2-1-90 |17/15 |25/18 |h | W | 102- 75 |
| 2-28-90 |11/11 |a | L | 79- 81 | |
| 1-27-91 |nr/25 |7/8 |a | W | 88- 86 |
| 2-28-91 |nr/21 |4/4 |h | L | 74- 91 |
| 2-2-92 |20/18 |11/11 |h | L | 76- 86 |
| 3-4-92 |16/16 |a | L | 75- 79 | |
| 1-13-93 |8/8 |3/4 |a | L | 67- 80 |
| 2-14-93 |nr/24 |6/6 |h | L | 66- 77 |
| 3-14-93 |1/1 |n6 | W | 77- 75 | |
| 1-12-94 |17/18 |1/1 |h | W | 89- 69 |
| 2-12-94 |1/1 |a | W | 96- 89 | |
| 1-11-95 |22/17 |4/2 |a | L | 75- 86 |
| 2-12-95 |18/15 |1/1 |h | L | 81- 85 |
| 1-10-96 |10/9 |h10 | W | 80- 77 | |
| 2-10-96 (ot) |12/11 |a | W | 92- 83 | |
| 1-18-97 |22/21 |a | L | 50- 73 | |
| 2-15-97 |16/17 |h | L | 68- 72 | |
| 1-8-98 |1/1 |a | L | 75- 96 | |
| 2-8-98 (2ot) |2/2 |h | L | 100-107 | |
| 12-2-98 |6/7 |h | W | 66- 64 | |
| 1-31-99 |10/9 |a | L | 66- 75 | |
| 3-5-99 |15/15 |n6 | L | 49- 78 | |
| 1-29-00 |h | L | 53- 70 | | |
| 3-1-00 (ot) |a | L | 72- 74 | | |
| 1-2-01 |13/14 |h | L | 70- 84 | |
| 2-3-01 |4/4 |a | L | 69- 82 | |
| 3-10-01 |6/5 |n7 | L | 63- 70 | |
| 12-2-01 |a | L | 77- 83 | | |
| 2-2-02 |h | W | 86- 74 | | |
| 1-29-03 |h | W | 88- 68 | | |
| 3-1-03 |2/2 |n8 | W | 66- 67 | |
| 1-11-04 |8/8 |12/13 |a | L | 88-103 |
| 2-10-04 |15/16 |14/17 |h | W | 88- 77 |
| 3-12-04 |14/18 |16/19 |n4 | W | 83- 82 |
| 1-12-05 |8/8 |3/4 |a | L | 69- 91 |
| 3-12-05 |2/2 |n8 | W | 78- 75 | |
| 2-15-06 |23/23 |a | L | 75- 82 | |
| 1-20-07 |4/4 |a | L | 61- 77 | |
| 3-1-07 |8/8 |h | W | 84- 77 | |
| 1-16-08 |1/1 |h | L | 82- 83 | |
| 2-28-09 |4/5 |a | L | 74-104 | |
| 1-16-10 |20/18 |12/13 |a | W | 73- 71 |
| 2-16-10 |h | W | 68- 51 | | |
| 3-11-10 |n4 | W | 62- 58 | | |
| 1-16-11 |h | W | 78- 58 | | |
| 1-29-12 |7/8 |a | L | 81- 93 | |
| 1-23-13 |a | L | 63- 79 | | |
| 2-19-13 |h14 | L | 58- 70 | | |
| 1-29-14 |h14 | L | 65- 78 | | |
| 2-21-15 |15/16 |a | L | 60- 89 | |
| 3-3-15 |19/19 |h14 | L | 49- 81 | |
| 1-2-16 |7/8 |a | L | 78- 86 | |
| 12-31-16 |9/10 |h14 | W | 75- 63 | |
| 1-20-18 |15/14 |a | L | 66- 80 | |

n1-SIC Tournament (City Auditorium, Atlanta, Ga.); n2-North-South Doubleheader (Charlotte [N.C.] Coliseum); n3-NIT Finals (Madison Square Garden, New York, N.Y.); n4-ACC Tournament (Greensboro [N.C.] Coliseum); n5-ACC Tournament (The Omni, Atlanta, Ga.); n6-ACC Tournament (Charlotte [N.C.] Coliseum); n7-ACC Tournament (Georgia Dome, Atlanta, Ga.); n8-ACC Tournament (MCI Center, Washington, D.C.); h10-The Omni; a1-Carmichael Auditorium; a2-Greensboro, N.C., Coliseum

UNC Asheville (2-0)

Home: 2-0, Away: 0-0, Neutral: 0-0

| | | | | |
|---------------|-------------|---|---|--------|
| 11-25-88..... | 14/nr | h | W | 97- 63 |
| 11-18-05..... | | h | W | 80- 52 |

UNC Greensboro (2-1)

Home: 2-1, Away: 0-0, Neutral: 0-0

| | | | |
|----------|--------|---|--------|
| 12-31-96 |h | W | 65- 40 |
| 12-28-99 |h | W | 97- 73 |
| 11-9-07 |h | L | 74- 83 |

UNC Wilmington (4-0)

Home: 4-0, Away: 0-0, Neutral: 0-0

| | | | | |
|----------|------------|--------|--------|--------|
| 2-21-77 |h | W | 63- 57 | |
| 11-28-77 |h | W | 77- 67 | |
| 1-19-95 |22/18 |h | W | 87- 68 |
| 12-8-12 |h14 | W | 73- 66 | |

North Carolina A&T (8-0)

Home: 8-0, Away: 0-0, Neutral: 0-0

| | | | |
|-------------------------|-----|---|---------|
| 12-18-84.....13/13..... | h | W | 81- 43 |
| 1-14-87..... | h | W | 83- 67 |
| 1-19-88..... | h | W | 84- 72 |
| 12-11-89.....18/18..... | h | W | 101- 87 |
| 11-30-93.....16/17..... | h | W | 93- 77 |
| 2-15-95.....20/18..... | h | W | 85- 81 |
| 11-24-13..... | h14 | W | 78- 71 |
| 12-28-16..... | h14 | W | 59- 52 |

NC State (40-57)

Home: 23-18, Away: 11-31, Neutral: 6-8

| |
|---|
| All Home Games: 23-18 |
| At McCamish Pavilion: 1-3 |
| At AMC: 19-14 |
| At The Omni: 1-0 |
| At Philips Arena: 0-1 |
| In Atlanta: 23-18 |
| All Road Games: 10-31 |
| At Reynolds Coliseum: 7-18 |
| At PNC Arena: 4-11 |
| As ACC members: 32-43 |
| In the ACC Tournament: 3-3 |
| All Neutral Games: 6-8 |
| As SIC members: 1-2 |
| Under Whack Hyder: 5-7 |
| Under Dwane Morrison: 1-7 |
| Under Bobby Cremins: 20-22 |
| Under Paul Hewitt: 8-12 |
| Under Brian Gregory: 2-5 |
| Under Josh Pastner: 2-1 |
| Vs. Kevin Keatts: 1-0 |
| Longest Winning Streak: 7 games (1994-97) |
| Longest Losing Streak: 9 games (1977-83) |
| Most Points Scored: 102 on 1-14-1967 |
| Fewest Points Scored: 12 on 2-16-1925 |
| Most Points Allowed: 118 on 2-10-1973 |
| Fewest Points Allowed: 22 on 1-22-1926 |
| Largest Margin of Victory: 27 on 12-19-1959 |
| Largest Margin of Defeat: 44 on 2-8-1974 |

• NC State has a 57-40 lead in the overall series which dates back to 1925. Georgia Tech has won three of the last four meetings, including 78-75 victory on March 1 at McCamish Pavilion in the teams' only regular-season meeting of 2017-18.

• Twenty of the last 24 meetings in the series have been decided by 10 points or less, with three of those decided in overtime.

• Tech is 23-18 against the Wolfpack in Atlanta, including one home-court meeting that was played at the Omni in 1986 and one at Philips Arena in 2012. NC State had won all three games played at McCamish Pavilion before Tech's victory on March 1, 2018.

• Since it joined the ACC, Tech is 32-43 against NC State, including regular-season and tournament.

• The Jackets are 11-31 against NC State in Raleigh, including a 4-11 mark at PNC Arena.

• Tech is 3-3 against NC State in ACC Tournament games, the last meeting occurring in 2003 in a 71-65 Wolfpack victory in Greensboro. The Jackets won first-round games in 1996 in Greensboro (88-73) and 1990 in Charlotte (76-67).

All-Time Series Results

| | | | |
|-----------------------------------|---|--------|---------|
| 2-16-25..... | a | L | 12- 35 |
| 1-22-26..... | h | W | 23- 22 |
| 2-12-26..... | a | L | 14- 30 |
| 1-8-38..... | h | W | 35- 30 |
| 12-30-49..... | a | L | 34- 57 |
| 12-19-59.....na/12.....na/16..... | h | W | 80- 53 |
| 12-17-60.....15/12.....10/nr..... | a | L | 76- 82 |
| 12-19-62..... | h | W | 84- 71 |
| 2-13-65.....nr/18..... | a | L | 68- 97 |
| 12-20-65.....nr/19..... | h | L | 69- 93 |
| 2-12-66..... | h | L | 93-102 |
| 1-14-67..... | h | W | 102- 85 |
| 2-22-67..... | a | L | 61- 65 |
| 2-13-70.....5/6.....n1 | W | 89- 77 | |
| 2-13-71.....n1 | W | 73- 66 | |
| 2-11-72.....n1 | L | 70- 87 | |
| 2-10-73.....2/2.....n1 | L | 94-118 | |
| 2-8-74.....2/2.....n1 | L | 54- 98 | |
| 2-7-75.....6/6.....n1 | L | 66-101 | |

| | | | | | |
|---------------|------------|------------|----------|--------|--------|
| 2-7-76 |10/10 |n1 | W | 78- 67 | |
| 2-5-77 | |n1 | L | 71- 81 | |
| 12-29-79 | |h | L | 62- 73 | |
| 2-6-80 | |a | L | 49- 60 | |
| 1-10-81 | |a | L | 68- 93 | |
| 1-28-81 | |h | L | 55- 70 | |
| 1-9-82 |15/15 |h | L | 49- 55 | |
| 1-26-82 |17/17 |a | L | 40- 49 | |
| 1-15-83 |19/19 |a | L | 61- 81 | |
| 2-2-83 | |h | L | 64- 74 | |
| 1-15-84 | |h | W | 56- 47 | |
| 2-12-84 |18/nr |a | L | 67- 68 | |
| 12-15-84 |12/14 |9/8 |a | W | 66- 64 |
| 1-30-85 |8/9 |h | L | 53- 64 | |
| 1-29-86 |3/3 |a | W | 67- 54 | |
| 2-27-86 |4/3 |18/18 |h10 | W | 69- 57 |
| 1-10-87 |18/20 |a | L | 62- 63 | |
| 2-14-87 | |h | W | 87- 76 | |
| 1-16-88 | |h | L | 74- 76 | |
| 2-20-88 |14/14 |a | W | 87- 84 | |
| 1-14-89 |19/16 |15/17 |a | L | 68- 82 |
| 2-18-89 |19/18 |h | L | 69- 71 | |
| 1-13-90 |9/9 |17/nr |h | W | 92- 85 |
| 2-17-90 (2ot) |13/11 |a | W | 95- 92 | |
| 3-9-90 |14/13 |n2 | W | 76- 67 | |
| 1-13-91 |24/21 |a | L | 83- 90 | |
| 2-3-91 |23/22 |h | L | 73- 79 | |
| 3-8-91 | |n2 | L | 68- 82 | |
| 1-8-92 |14/15 |a | W | 80- 63 | |
| 2-29-92 (ot) | |h | W | 98- 88 | |
| 1-27-93 |18/17 |h | W | 85- 74 | |
| 2-28-93 | |a | L | 60- 68 | |
| 1-26-94 |21/19 |a | L | 78- 84 | |
| 2-26-94 |23/nr |h | W | 81- 69 | |
| 1-25-95 |21/21 |h | W | 75- 71 | |
| 2-25-95 |24/22 |a | W | 72- 68 | |
| 1-24-96 | |a | W | 76- 71 | |
| 2-25-96 (ot) |23/22 |h | W | 92- 83 | |
| 3-8-96 |18/18 |n3 | W | 88- 73 | |
| 1-25-97 | |h | W | 54- 53 | |
| 2-22-97 | |a | L | 51- 72 | |
| 3-6-97 | |n3 | L | 46- 60 | |
| 12-4-97 (ot) | |h | L | 69- 71 | |
| 1-25-98 | |a | L | 51- 56 | |
| 1-2-99 | |a | L | 69- 75 | |
| 2-2-99 | |h | L | 50- 51 | |
| 1-22-00 | |a | L | 58- 66 | |
| 2-24-00 | |h | W | 66- 63 | |
| 1-16-01 | |a | L | 60- 72 | |
| 2-17-01 | |h | W | 69- 54 | |
| 1-19-02 | |a | L | 71- 84 | |
| 2-20-02 | |h | W | 65- 59 | |
| 1-11-03 | |a | W | 85- 61 | |
| 2-12-03 | |a | L | 57- 63 | |
| 3-14-03 | |n3 | L | 65- 71 | |
| 1-24-04 |11/13 |a | L | 72- 76 | |
| 2-25-04 |18/20 |14/19 |h | L | 69- 79 |
| 1-16-05 |8/8 |h | L | 68- 76 | |
| 2-13-05 | |h | L | 51- 53 | |
| 1-14-06 | |h | L | 78- 87 | |
| 2-12-06 | |h | W | 71- 68 | |
| 2-6-07 | |h | W | 74- 65 | |
| 1-23-08 | |a | W | 77- 74 | |
| 1-17-09 (ot) | |a | L | 71- 76 | |
| 2-14-09 | |h | L | 65- 86 | |
| 2-6-10 |21/19 |h | W | 73- 71 | |
| 3-13-10 | |n3 | W | 57- 54 | |
| 2-26-11 | |a | L | 74- 79 | |
| 1-11-12 | |a | W | 82- 71 | |
| 2-9-12 | |h12 | L | 52- 61 | |
| 1-9-13 | |a | L | 70- 83 | |
| 3-3-13 | |h14 | L | 57- 70 | |
| 1-26-14 (ot) | |a | L | 78- 80 | |
| 1-31-15 (ot) | |h14 | L | 80- 81 | |
| 1-27-16 | |a | W | 90- 83 | |
| 1-15-17 | |a | W | 86- 76 | |
| 2-21-17 | |h14 | L | 69- 71 | |
| 3-1-18 | |h14 | W | 78- 78 | |

SERIES HISTORY VS. ALL OPPONENTS

Northwestern (2-2)

Home: 1-1, Away: 1-1, Neutral: 0-0

| | | | |
|---------------|------|---|--------|
| 11-30-10..... | *a | L | 71- 91 |
| 11-29-11..... | *h11 | L | 60- 76 |
| 12-3-14..... | *a | W | 66- 58 |
| 11-28-17..... | *h14 | W | 52- 51 |

*ACC-Big Ten Challenge

Notre Dame (10-8)

Home: 7-1, Away: 2-7, Neutral: 1-0

| |
|---|
| All Home Games: 7-1 |
| At McCamish Pavilion: 4-1 |
| At AMC: 3-0 |
| In Atlanta: 7-1 |
| All Road Games: 2-7 |
| At Purcell Pavilion/Joyce Center: 1-6 |
| As ACC members: 4-6 |
| In the ACC Tournament: 0-0 |
| All Neutral Games: 1-0 |
| Under Roy Mundorff: 0-1 |
| Under Whack Hyder: 3-1 |
| Under Dwane Morrison: 1-7 |
| Under Bobby Cremins: 2-0 |
| Under Paul Hewitt: 1-0 |
| Under Brian Gregory: 2-4 |
| Under Josh Pastner: 2-2 |
| Vs. Mike Brey: 5-6 |
| Vs. Digger Phelps: 3-0 |
| Longest Winning Streak: 5 games (1972-2014) |
| Longest Losing Streak: 4 games (2014-16) |
| Most Points Scored: 102 on 2-4-1967 |
| Fewest Points Scored: 42 on 2-22-1941 |
| Most Points Allowed: 87 on 2-4-1967 |
| Fewest Points Allowed: 53 on 2-22-1941 |
| Largest Margin of Victory: 20 in 1-17-1972 |
| Largest Margin of Defeat: 19 on 1-30-1969 |

• Georgia Tech holds a 10-8 lead in the all-time series with Notre Dame that began in the 1940-41 season. Tech and Notre Dame split their two meetings the last three seasons, each team winning at home.

• The Yellow Jackets are 4-6 against Notre Dame since the Fighting Irish joined the ACC, with the 10 meetings decided by a total of 49 points. Notre Dame's 68-59 win in South Bend on Dec. 30, 2017 is the widest.

• At McCamish Pavilion, Tech is 4-1 against the Irish, and the games have been decided by a total of 18 points.

• Notre Dame has won all five meetings at South Bend since the Fighting Irish became a member of the Atlantic Coast Conference, including a 68-59 decision on Dec. 30.

• The Yellow Jackets won five straight meetings between the two teams from 1972 through Tech's 74-69 victory in McCamish Pavilion on Jan. 11, 2014, the team's first meeting as ACC foes.

• All but one game in the series has been played on the two campuses, the exception being a 2007 meeting in the third-place game of the Paradise Jam. The Yellow Jackets erased a 9-point deficit in the final 5:11 and won the game on a three-point basket by Matt Causey with two seconds remaining.

• Tech is 2-7 in games played in South Bend, and 1-6 in Purcell Pavilion, including an 88-80 overtime win on Feb. 24, 1990, with the Jackets headed toward an ACC title and Final Four berth later that season.

• That game and a 90-80 Tech victory in Atlanta a year earlier were the only two face-offs ever between legendary coaches Bobby Cremins and Digger Phelps.

• Tech is 7-1 all-time against Notre Dame in Atlanta, three of those wins at Alexander Memorial Coliseum and four at McCamish Pavilion.

• Four of the five meetings before that were played with Whack Hyder as Tech's head coach, and the Jackets won three of those, including an 82-62 win in 1972 at Alexander Memorial Coliseum in Phelps' first season as the Fighting Irish head coach.

All-Time Series Results

| | | | |
|--------------------|------------|-----|---------|
| 2-22-41..... | a | L | 42- 53 |
| 2-5-66..... | a | W | 75- 61 |
| 2-4-67..... | h | W | 102- 87 |
| 1-30-69..... | nr/16..... | a | 52- 71 |
| 1-17-72..... | h | W | 82- 62 |
| 2-25-89..... | h | W | 90- 80 |
| 2-24-90 (ot)..... | 8/6..... | a | 88- 80 |
| 11-19-07..... | n1 | W | 70- 69 |
| 1-11-14..... | h14 | W | 74- 69 |
| 2-26-14..... | a | L | 62- 65 |
| 1-3-15 (2 ot)..... | 14/13..... | a | 76- 83 |
| 1-14-15..... | 12/12..... | h14 | 59- 62 |

| | | | |
|---------------|---------------|---|--------|
| 1-13-16..... | a | L | 64- 72 |
| 2-20-16..... | 19/18.....h14 | W | 63- 62 |
| 1-28-17..... | 14/12.....h14 | W | 62- 60 |
| 2-26-17..... | 21/17.....a | L | 60- 64 |
| 12-30-17..... | a | L | 59- 68 |
| 1-10-18..... | nr/25.....h14 | W | 60- 63 |

n1-Paradise Jam (St. Thomas, U.S. Virgin Islands)

Oglethorpe (1-0)

Home: 1-0, Away: 0-0, Neutral: 0-0

| | | | |
|--------------|----|---|--------|
| 2-16-27..... | h5 | W | 45- 31 |
|--------------|----|---|--------|

Ohio State (3-11)

Home: 2-3, Away: 1-5, Neutral: 0-3

| | | | | |
|---------------|-------------------|----|--------|--------|
| 3-12-60..... | 13/83/3..... | n1 | L | 69- 86 |
| 1-2-65..... |a | L | 68- 73 | |
| 1-16-67..... |h | W | 84- 73 | |
| 1-22-68..... |a | L | 55- 66 | |
| 1-20-69..... |13/nr..... | h | L | 66- 73 |
| 1-26-70..... |a | L | 71- 74 | |
| 12-1-71..... |4/4..... | h | L | 55- 63 |
| 1-15-73..... |h | L | 79- 85 | |
| 1-7-74..... |a | L | 71- 89 | |
| 12-23-74..... |a | L | 67- 75 | |
| 3-17-91..... |5/5..... | n2 | L | 61- 65 |
| 3-19-03..... |h1 | W | 72- 58 | |
| 12-3-03..... |13/15..... | a1 | W | 73- 53 |
| 3-19-10..... |5/7..... | n3 | L | 66- 75 |

n1-NCAA Midwest Regional second round (Freedom Hall, Louisville, Ky.); n2-NCAA Midwest Regional second round (Dayton, Ohio, Arena); n3-NCAA Midwest Regional second round (Bradley Center, Milwaukee, Wis.); h1-NIT first round (Alexander Memorial Coliseum, Atlanta, Ga.); a1-ACC-Big Ten Challenge

Ohio University (1-1)

Home: 0-1, Away: 0-0, Neutral: 1-0

| | | | | |
|---------------|-----------|----|---|--------|
| 3-11-60..... | 13/8..... | n1 | W | 57- 54 |
| 11-18-16..... | h14 | L | | 61- 67 |

n1-NCAA Midwest Regional first round (Freedom Hall, Louisville)

n1-NCAA Midwest Regional first round (Freedom Hall, Louisville, Ky.)

Oklahoma (2-2)

Home: 1-0, Away: 0-2, Neutral: 1-0

| | | | |
|---------------|--------------------|----|----------|
| 12-18-82..... | a | L | 73-101 |
| 3-3-85..... | 10/13.....6/6..... | a | L 80- 87 |
| 12-29-94..... | 17/16..... | n1 | W 89- 85 |
| 11-17-95..... | *h11 | W | 83- 72 |

n1-Rainbow Classic (Special Events Center, Honolulu, Hawaii);
*h11-Preseason NIT second round (Georgia Dome, Atlanta, Ga.)

n1-Rainbow Classic (Special Events Center, Honolulu, Hawaii); *h11-Preseason NIT second round (Georgia Dome, Atlanta, Ga.)

Oklahoma City (3-3)

Home: 2-1, Away: 1-1, Neutral: 0-1

| | | | | |
|---------------------|-------------|---|--------|--------|
| 2-14-59 (3ot) | 14/19 | h | W | 71- 65 |
| 12-21-68 | n1 | L | 57- 59 | |
| 12-6-69 | h | W | 68- 54 | |
| 12-5-70 | a | W | 74- 73 | |
| 2-28-73 | h | L | 82-102 | |
| 2-23-74 | a | L | 71- 94 | |

n1-Sun Bowl Tournament (Special Events Center, El Paso, Texas)

n1-Sun Bowl Tournament (Special Events Center, El Paso, Texas)

Oklahoma State (2-2)

Home: 0-0, Away: 0-0, Neutral: 2-2

| | | | | |
|---------------|---------------------|----|--------|--------|
| 12-19-81..... | n1 | L | 57- 59 | |
| 11-29-91..... | 18/18.....11/8..... | n2 | L | 71- 78 |
| 4-3-04..... | 14/15.....4/3..... | n3 | W | 67- 65 |
| 3-21-10..... | n4 | W | 64- 59 | |

n1-Sun Bowl Tournament (Special Events Center, El Paso, Texas); n2-Preseason NIT finals (Madison Square Garden, New York, N.Y.); n3-NCAA Final Four national semifinal (Alamodome, San Antonio, Texas); n4-NCAA Midwest Regional second round (Bradley Center, Milwaukee, Wis.)

Old Dominion (2-0)

Home: 1-0, Away: 1-0, Neutral: 0-0

| | | | | |
|---------------|----------|---|---|--------|
| 12-17-85..... | 7/7..... | h | W | 96- 86 |
| 1-12-87..... | | a | W | 81- 64 |

Oregon (1-1)

Home: 0-0, Away: 0-1, Neutral: 1-0

| | | | |
|---------------|----|---|--------|
| 12-16-77..... | n1 | W | 64- 57 |
| 3-10-99..... | a1 | L | 64- 67 |

n1-Dayton Invitational (Dayton, Ohio, Arena); a1-NIT first round (Eugene, Ore.)

Original Celtics (0-2)

Home: 0-2, Away: 0-0, Neutral: 0-0

| | | | |
|--------------------|---|---|--------|
| 1-11-33 (ext)..... | h | L | 31- 40 |
| 1-17-34 (ext)..... | h | L | 28- 50 |

Penn-Dixie (1-1)

Home: 0-0, Away: 0-1, Neutral: 1-0

| | | | |
|---------------|----|---|--------|
| 12-31-27..... | n1 | W | 41- 36 |
| 12-31-28..... | a | L | 29- 31 |

n1-Chattanooga, Tenn.

Pennsylvania (2-4)

Home: 1-2, Away: 1-2, Neutral: 0-0

| | | | |
|-------------------|----|---|--------|
| 12-28-29..... | a | L | 23- 33 |
| 2-6-37..... | a | L | 30- 31 |
| 2-24-51 (ot)..... | h9 | L | 77- 83 |
| 12-1-86..... | h | W | 84- 57 |
| 12-19-87..... | a | W | 79- 55 |
| 11-19-01..... | h* | L | 74- 79 |

h*-Las Vegas Invitational

Penn State (1-3)

Home: 1-2, Away: 0-1, Neutral: 0-0

| | | | |
|---------------|------------|---|----------|
| 3-18-98..... | h* | L | 70- 75 |
| 11-28-06..... | 21/24..... | h | W 77- 73 |
| 12-3-08..... | h | L | 83- 85 |
| 11-29-16..... | a | L | 60- 67 |

h*-NIT quarterfinals

Pepperdine (2-0)

Home: 0-0, Away: 1-0, Neutral: 1-0

| | | | |
|---------------|----|---|--------|
| 12-16-83..... | n1 | W | 67- 56 |
| 12-20-08..... | a | W | 86- 58 |

n1-Casaba Club Classic (A.G. Spanos Center, Stockton, Calif.)

Phillips Oilers (0-1)

Home: 0-1, Away: 0-0, Neutral: 0-0

| | | | |
|-------------------|---|---|--------|
| 2-5-65 (ext)..... | h | L | 69- 82 |
|-------------------|---|---|--------|

Piedmont (1-0)

Home: 0-0, Away: 1-0, Neutral: 0-0

| | | | |
|--------------|---|---|--------|
| 2-28-20..... | a | W | 29- 26 |
|--------------|---|---|--------|

Pittsburgh (8-4)

Home: 4-1, Away: 2-2, Neutral: 2-1

| |
|---|
| All Home Games: 4-1 |
| At McCamish Pavilion: 2-1 |
| At AMC: 2-0 |
| At The Omni: 1-0 |
| In Atlanta: 5-1 |
| All Road Games: 2-2 |
| At Petersen Events Center: 1-2 |
| As ACC members: 3-4 |
| In the ACC Tournament: 0-1 |
| All Neutral Games: 2-1 |
| Under Whack Hyder: 3-0 |
| Under Bobby Cremins: 2-0 |
| Under Brian Gregory: 0-3 |
| Under Josh Pastner: 2-1 |
| Vs. Jamie Dixon: 1-3 |
| Vs. Kevin Stallons: 5-4 (3-3 while at Vanderbilt) |
| Longest Winning Streak: 5 games (1966-89) |
| Longest Losing Streak: 3 games (2014-16) |
| Most Points Scored: 111 on 12-28-1989 |
| Fewest Points Scored: 61 on 2-28-3017 |
| Most Points Allowed: 92 on 12-4-1989, 12-28-1989 |
| Fewest Points Allowed: 52 on 2-28-17 |
| Largest Margin of Victory: 30 on 2-9-1970 |
| Largest Margin of Defeat: 7 on 1-14-2014 |

• Pittsburgh won the first three meetings between the two teams after the Panthers became members of the ACC, but the Yellow Jackets have come back to win three of the last four, including a 69-54 win in the teams' only scheduled meeting of the 2017-18 season at the Petersen Events Center.

• That Tech win was the widest margin of victory for either team since Pitt joined the ACC. The previous six meetings between the two teams as ACC brethren have been decided by an average of 5.3 points, the nine-point Tech win at home last season being the largest margin.

• The teams have played home-and-away only once since the Panthers joined the ACC.

• Tech won the first five games in the series, prior to Pitt's entry into the ACC, all of which took place between 1966 and 1989.

• The two most entertaining games between Tech and the

former Big East member played in the same month of the 1989-90 season, when the Yellow Jackets were on the way to their second ACC title and first Final Four appearance. Bobby Cremins and Paul Evans were the respective head coaches at the time.

• Tech overcame an early 26-5 deficit to win the ACC/Big East Challenge game in Hartford in early December, getting 42 points from Dennis Scott, including the game-winner with 8 seconds left. Later in the month, the Panthers came to Atlanta for a Kuppenheimer Classic game at the Omni, and Tech won the game without head coach Bobby Cremins, who was attending his father's funeral. Kenny Anderson recorded a triple-double with 32 points, 12 rebounds and 18 assists.

• Tech scored easy wins over Pitt in the first three games of the series, all under head coach Whack Hyder, two of which were played at Alexander Memorial Coliseum on the Tech campus.

• Tech is 4-4 against the Panthers' current head coach, Kevin Stallings, including a 3-3 mark while he piloted the program at Vanderbilt.

All-Time Series Results

| | | | |
|---------------|----------------------|----|-----------|
| 1-4-66..... | h | W | 89- 77 |
| 2-9-70..... | a1 | W | 92- 62 |
| 3-6-71..... | h | W | 78- 61 |
| 12-4-89..... | 21/19.....18/nr..... | n1 | W 93- 92 |
| 12-28-89..... | 14/13..... | n2 | W 111- 92 |
| 1-14-14..... |h14 | L | 74- 81 |
| 1-17-15..... |a2 | L | 65- 70 |
| 1-6-16..... | 24/21.....a2 | L | 84- 89 |
| 3-5-16..... |h14 | W | 63- 59 |
| 2-28-17..... |h14 | W | 61- 52 |
| 3-7-17..... |n3 | L | 59- 61 |
| 1-13-18..... |a2 | W | 69- 54 |

at-Fitzgerald Field House; a2-Petersen Events Center;

n1-ACC-Big East Challenge (Hartford [Conn.] Civic Center);

n2-Kuppenheimer Classic (The Omni, Atlanta, Ga.); n3-ACC

Tournament (Barclays Center, Brooklyn, N.Y.)

Presbyterian (9-0)

Home: 9-0, Away: 0-0, Neutral: 0-0

| | | | |
|-------------------|-----|---|--------|
| 1-24-75 (ot)..... | h | W | 89- 84 |
| 1-29-76..... | h | W | 87- 61 |
| 2-9-77..... | h | W | 82- 63 |
| 12-12-79..... | h | W | 68- 53 |
| 12-17-80..... | h | W | 64- 61 |
| 11-30-81..... | h | W | 82- 66 |
| 1-6-08..... | h | W | 77- 64 |
| 11-14-12..... | h14 | W | 52- 38 |
| 11-8-13..... | h14 | W | 88- 57 |

Progressive Club (3-1)

Home: 1-1, Away: 2-0, Neutral: 0-0

| | | | |
|--------------|----|---|--------|
| 1-23-23..... | a | W | 33- 30 |
| 2-19-23..... | h4 | L | 33- 43 |
| 1-19-27..... | h4 | W | 44- 16 |
| 2-2-27..... | a | W | 31- 28 |

Purdue (2-1)

Home: 0-0, Away: 0-0, Neutral: 2-1

| | | | |
|---------------------------|----|---|--------|
| 12-26-80..... | n1 | L | 45- 53 |
| 12-30-88..... 17/17 | n2 | W | 72- 69 |
| 11-20-06..... 19/19 | n3 | W | 79- 61 |

n1-Gator Bowl Tournament (Jacksonville, Fla.); n2-Rainbow Classic (Balsdel Center, Honolulu, Hawaii); n3-EA Sports Maui Invitational (Lahaina Civic Center, Lahaina, Maui, Hawaii)

Purdue Fort Wayne (1-0)

Home: 1-0, Away: 0-0, Neutral: 0-0

| | | | |
|---------------|-----|---|--------|
| 11-21-14..... | h14 | W | 78- 69 |
|---------------|-----|---|--------|

Formerly IPFW

Radford (1-0)

Home: 1-0, Away: 0-0, Neutral: 0-0

| | | | |
|---------------|---|---|--------|
| 11-29-96..... | h | W | 91- 60 |
|---------------|---|---|--------|

Randolph-Macon (1-0)

Home: 1-0, Away: 0-0, Neutral: 0-0

| | | | |
|--------------|---|---|--------|
| 2-26-72..... | h | W | 80- 74 |
|--------------|---|---|--------|

Rhode Island (1-0)

SERIES HISTORY VS. ALL OPPONENTS

Home: 6-0, Away: 3-4, Neutral: 1-1

| | | | |
|--------------------|----|---|--------|
| 12-30-47..... | n1 | L | 42- 43 |
| 1-2-51..... | a | L | 51- 58 |
| 12-2-61..... | a | L | 80- 84 |
| 11-30-62..... | h | W | 81- 63 |
| 12-16-63 (ot)..... | a | L | 79- 84 |
| 12-5-64..... | h | W | 71- 56 |
| 12-6-65..... | a | W | 96- 87 |
| 12-3-66..... | h | W | 87- 61 |
| 12-2-67..... | a | W | 84- 70 |
| 1-23-69..... | h | W | 75- 56 |
| 12-9-69..... | a | W | 87- 57 |
| 1-2-71..... | h | W | 82- 72 |
| 1-12-72..... | a | L | 74- 87 |
| 1-8-73..... | h | W | 69- 65 |
| 11-22-12..... | n2 | W | 54- 36 |

n1-All-College Tournament (Oklahoma City, Okla.); n2-DirectTV Classic (Anaheim, Calif)

Richmond (6-4)

Home: 3-1, Away: 2-2, Neutral: 1-1

| | | | | |
|--------------------|------------|---|--------|--------|
| 12-30-85..... | 7/6..... | h | W | 90- 64 |
| 11-29-86 (ot)..... | a1..... | L | 62- 67 | |
| 12-22-87..... | n/20..... | h | L | 67- 73 |
| 3-20-88..... | n1..... | L | 55- 59 | |
| 12-20-88..... | 16/16..... | a | W | 62- 50 |
| 11-28-89..... | 21/19..... | h | W | 87- 74 |
| 12-1-90..... | 14/14..... | a | L | 71- 73 |
| 1-2-92..... | 15/11..... | h | W | 82- 75 |
| 2-17-93..... | a..... | W | 65- 60 | |
| 12-18-10..... | n2..... | W | 67- 54 | |

a1-Central Fidelity Classic (Robins Center, Richmond, Va.);
n1-NCAA East Regional second round (Hartford [Conn.] Civic Center); n2-Battle at Atlantis (Imperial Arena, Atlantis Resort, Paradise Island, Bahamas)

Rider (1-2)

Home: 0-0, Away: 0-2, Neutral: 1-0

| | | | |
|---------------|----|---|--------|
| 1-2-31..... | a | L | 33- 38 |
| 12-29-33..... | a | L | 32- 40 |
| 11-28-14..... | n1 | W | 61- 54 |

n1-Orlando Classic (Lake Buena Vista, Fla.)

Rome YMCA (1-1)

Home: 0-0, Away: 1-1, Neutral: 0-0

| | | | |
|--------------|---|---|--------|
| 1-31-20..... | a | L | 33- 41 |
| 1-1-29..... | a | W | 37- 33 |

Rutgers (2-2)

Home: 0-0, Away: 0-0, Neutral: 2-2

| | | | |
|----------------|-------------|----|----------|
| 12-30-71 | n1 | L | 64- 91 |
| 12-30-75 | 14/16 | n2 | L 87- 94 |
| 1-9-86 | 5/5 | n2 | W 85- 46 |
| 12-27-86 | 18/nr | n3 | W 79- 61 |

n1-Charlotte Invitational (Charlotte [N.C.] Coliseum); n2-Poinsettia Tournament (Greenville, S.C.); n3-Madison Square Garden, New York, N.Y.; n4-ECAC Holiday Festival (Madison Square Garden, New York, N.Y.)

St. Bernard (1-0)

Home: 1-0, Away: 0-0, Neutral: 0-0

| | | | |
|--------------|---|---|--------|
| 1-10-74..... | h | W | 70- 62 |
|--------------|---|---|--------|

St. Bonaventure (3-1)

Home: 1-0, Away: 0-0, Neutral: 2-1

| | | | | |
|--------------------|-------|---|--------|--------|
| 12-29-70..... | n1 | L | 68- 70 | |
| 3-25-71 (2ot)..... | n2 | W | 76- 71 | |
| 12-28-74 (ot)..... | n3 | W | 70- 61 | |
| 12-30-91..... | 15/11 | h | W | 98- 60 |

n1-Gator Bowl Tournament (Jacksonville, Fla.); n2-NIT Semifinals (Madison Square Garden, New York, N.Y.); n3-Maryland Invitational (Cole Field House, College Park, Md.)

St. Francis, N.Y. (1-0)

Home: 1-0, Away: 0-0, Neutral: 0-0

| | | | |
|--------------|---|---|--------|
| 12-2-82..... | h | W | 76- 54 |
|--------------|---|---|--------|

St. Francis, Pa. (2-0)

Home: 2-0, Away: 0-0, Neutral: 0-0

| | | | |
|---------------|---|---|--------|
| 12-13-76..... | h | W | 74- 72 |
| 12-30-06..... | h | W | 87- 43 |

St. John's (4-5)

Home: 1-0, Away: 0-0, Neutral: 3-5

| | | | |
|-------------------|----------------------|----|----------|
| 3-16-70..... | n1 | L | 55- 56 |
| 12-28-77..... | n2 | W | 73- 67 |
| 12-29-86..... | 18/nr.....15/16..... | n3 | L 53- 62 |
| 12-5-90 (ot)..... | 20/20.....17/18..... | n4 | L 72- 73 |
| 12-29-93..... | 15/15..... | n3 | W 71- 69 |

| | | | |
|---------------|-----|---|----------|
| 12-28-96..... | n3 | L | 55- 67 |
| 11-28-97..... | n5 | W | 77- 65 |
| 12-21-03..... | 5/6 | h | W 79- 66 |
| 11-30-13..... | n6 | I | 58- 69 |

n1-NIT quarterfinals (Madison Square Garden, New York, N.Y.); n2-Maryland Invitational (Cole Field House, College Park, Md.); n3-ECAC Holiday Festival (Madison Square Garden, New York, N.Y.); n4-ACC-Big East Challenge (Capital Centre, Landover, Md.); n5-Puerto Rico Shootout (Eugenio Guerra Sports Complex, Bayamon, P.R.); n6-Barclays Center Classic (Barclays Center, Brooklyn, N.Y.)

Saint Joseph's (0-2)

Home: 0-0, Away: 0-0, Neutral: 0-2

| | | | | |
|----------------|-------------|----|---|--------|
| 3-15-01 | 23/23 | n1 | L | 62- 66 |
| 11-17-11 | | n2 | L | 53- 66 |

n1-NCAA West Regional first round (Cox Arena, San Diego, Calif.); n2-Charleston Classic (TD Arena, Charleston, S.C.)

Saint Louis (7-3)

Home: 4-0, Away: 3-2, Neutral: 0-1

| | | | |
|---------------|------------|-----|----------|
| 12-20-49..... | a | L | 45- 59 |
| 12-27-58..... | 16/nr..... | a | L 79- 90 |
| 1-14-77..... | h | W | 71- 59 |
| 1-21-78..... | a | W | 92- 79 |
| 1-28-78..... | h | W | 57- 49 |
| 3-2-85..... | 10/13..... | h | W 64- 54 |
| 12-2-85..... | 2/na..... | a | W 62- 55 |
| 11-24-01..... | n1 | L | 54- 67 |
| 2-16-02..... | a | W | 60- 40 |
| 12-13-03..... | 10/11..... | h12 | W 75- 62 |

n1-Las Vegas Invitational (Valley High School, Las Vegas, Nev.);
*h12-Chick-fil-A Peach Bowl Classic (Philips Arena, Atlanta, Ga.)

Saint Mary's (1-0)

Home: 0-0, Away: 0-0, Neutral: 1-0

| | | | |
|---------------|----|---|--------|
| 11-25-12..... | n1 | W | 65- 56 |
|---------------|----|---|--------|

n1-DirectTV Classic (Anaheim, Calif)

St. Thomas, Pa. (0-2)

Home: 0-0, Away: 0-2, Neutral: 0-0

| | | | |
|---------------|---|---|--------|
| 1-3-30..... | a | L | 37- 39 |
| 12-30-33..... | a | L | 31- 45 |

Samford (4-0)

Home: 3-0, Away: 1-0, Neutral: 0-0

| | | | |
|------------------|---|---|--------|
| 12-4-48..... | a | W | 62- 42 |
| 1-3-57..... | h | W | 95- 54 |
| 12-22-69..... | h | W | 97- 76 |
| 2-3-75 (ot)..... | h | W | 78- 75 |

Formerly Howard College

Sam Houston State (1-0)

Home: 1-0, Away: 0-0, Neutral: 0-0

| | | | |
|---------------|-----|---|--------|
| 11-22-16..... | h14 | W | 81- 73 |
|---------------|-----|---|--------|

San Diego State (0-1)

Home: 0-0, Away: 0-1, Neutral: 0-0

| | | | |
|--------------|---|---|--------|
| 3-23-16..... | a | L | 56- 72 |
|--------------|---|---|--------|

*Post-season NIT

San Francisco (0-1)

Home: 0-0, Away: 0-1, Neutral: 0-0

| | | | |
|---------------|---|---|--------|
| 12-28-50..... | a | L | 47- 61 |
|---------------|---|---|--------|

Santa Clara (0-1)

Home: 0-0, Away: 0-0, Neutral: 0-1

| | | | |
|---------------|----|---|--------|
| 12-30-95..... | n1 | L | 66- 71 |
|---------------|----|---|--------|

n1-Cable Car Classic (San Jose [Calif.] Arena)

Savannah Athletic Club (1-0)

Home: 0-0, Away: 1-0, Neutral: 0-0

| | | | |
|---------------|---|---|-------|
| 12-30-23..... | a | W | 39- 9 |
|---------------|---|---|-------|

Savannah JEA (2-0)

Home: 1-0, Away: 1-0, Neutral: 0-0

| | | | |
|---------------|----|---|--------|
| 12-27-28..... | a | W | 34- 26 |
| 1-14-30..... | h7 | W | 36- 22 |

Savannah State (2-0)

Home: 1-0, Away: 1-0, Neutral: 0-0

| | | | |
|---------------|---|---|--------|
| 12-11-10..... | h | W | 69- 59 |
| 12-10-11..... | a | W | 65- 45 |

Seton Hall (2-1)

Home: 2-0, Away: 0-1, Neutral: 0-0

| | | | |
|---------------|----|---|--------|
| 11-24-78..... | a | L | 73- 78 |
| 2-2-80..... | h | W | 70- 69 |
| 3-11-98..... | h1 | W | 88- 78 |

h1-NIT first round

Shorter (1-0)

Home: 1-0, Away: 0-0, Neutral: 0-0

| | | | |
|-----------------------|-----|---|--------|
| 11-5-16 (exh/ot)..... | h14 | W | 95- 87 |
|-----------------------|-----|---|--------|

Siena (2-2)

Home: 1-0, Away: 0-2, Neutral: 0-0

| | | | |
|---------------|-----|---|--------|
| 3-16-94..... | a1 | L | 68- 76 |
| 12-2-09..... | h | W | 74- 61 |
| 12-22-10..... | a | L | 57- 62 |
| 11-23-11..... | h13 | W | 72- 44 |

a1-NIT first round (Knickerbocker Arena, Albany, N.Y.)

University of the South (17-1)

Home: 12-0, Away: 4-1, Neutral: 1-0

| | | | |
|---------------|----|---|--------|
| 2-27-25..... | n1 | W | 31- 14 |
| 1-17-33..... | a | W | 38- 32 |
| 2-6-33..... | h4 | W | 38- 26 |
| 1-20-34..... | a | W | 40- 39 |
| 2-21-34..... | h | W | 43- 27 |
| 3-2-35..... | h4 | W | 42- 31 |
| 2-12-36..... | h8 | W | 34- 16 |
| 2-15-36..... | a | W | 58- 35 |
| 1-23-37..... | a | W | 54- 32 |
| 2-10-37..... | h8 | W | 36- 18 |
| 2-10-38..... | h8 | W | 41- 31 |
| 2-8-39..... | h9 | W | 37- 32 |
| 12-18-54..... | h9 | W | 74- 57 |
| 1-6-55..... | a | L | 66- 67 |
| 1-6-65..... | h | W | 84- 71 |
| 12-2-80..... | h | W | 45- 42 |
| 12-2-81..... | h | W | 92- 56 |
| 12-13-82..... | h | W | 85- 41 |

Formerly Sewanee

n1-SIC Tournament (City Auditorium, Atlanta, Ga.)

South Carolina (24-18)

Home: 12-8, Away: 10-8, Neutral: 2-2

| | | | |
|-------------------------|----|---|--------|
| 2-25-22..... | n1 | W | 34- 23 |
| 1-23-26..... | h7 | L | 20- 26 |
| 2-13-26..... | a | L | 19- 36 |
| 2-26-27..... | n1 | L | 18- 32 |
| 1-10-30..... | h7 | W | 31- 16 |
| 1-7-31..... | h7 | L | 25- 30 |
| 2-21-31..... | a | W | 41- 17 |
| 2-9-38..... | h8 | W | 57- 35 |
| 2-26-38..... | a | W | 51- 30 |
| 2-1-39..... | a | W | 29- 25 |
| 2-21-39..... | h9 | W | 38- 28 |
| 1-6-40..... | a | L | 30- 34 |
| 12-29-40 (ot)..... | n2 | W | 39- 34 |
| 12-31-40..... | a | W | 44- 35 |
| 1-7-41..... | h9 | W | 41- 34 |
| 1-10-42..... | a | W | 35- 32 |
| 1-9-43..... | h9 | W | 33- 23 |
| 2-2-46..... | h9 | W | 55- 45 |
| 2-16-46..... | a | L | 47- 63 |
| 12-14-46..... | h9 | W | 51- 34 |
| 12-15-51..... | a | W | 66- 64 |
| 12-28-51..... | n3 | L | 63- 78 |
| 1-28-52..... | h9 | L | 58- 67 |
| 12-12-52..... | h9 | L | 61- 66 |
| 1-24-53 (ot)..... | a | L | 66- 70 |
| 12-5-53..... | a | L | 45- 50 |
| 2-18-54..... | h9 | W | 58- 53 |
| 12-20-54..... | h9 | L | 67- 69 |
| 2-19-54 (ot)..... | a | W | 87- 84 |
| 2-18-56..... | a | W | 79- 74 |
| 12-20-56..... | h | L | 83- 90 |
| 12-7-57..... | a | L | 64- 70 |
| 12-20-58..... | h | W | 92- 62 |
| 12-10-59.....na/15..... | a | W | 70- 64 |
| 1-3-61..... | h | W | 85- 65 |
| 1-8-64..... | h | W | 87- 73 |
| 2-13-74.....14/14..... | h | L | 73- 82 |
| 3-1-75..... | a | L | 47- 58 |
| 2-23-76..... | h | L | 55- 63 |
| 2-19-77..... | a | W | 47- 45 |
| 2-16-83..... | a | L | 53- 61 |
| 2-16-84..... | h | W | 68- 50 |
| 3-21-16..... | a | W | 83- 66 |

n1-SIC Tournament (City Auditorium, Atlanta, Ga.); n2-Augusta,

S.C.; n3-Carolina Invitational (Charlotte, N.C., Coliseum); *Post-season NIT

USC Aiken (1-0)

Home: 1-0, Away: 0-0, Neutral: 0-0

| | | | | |
|---------------|------|---|---|---------|
| 11-25-85..... | 2/na | h | W | 119- 60 |
|---------------|------|---|---|---------|

USC Upstate (0-1)

Home: 0-1, Away: 0-0, Neutral: 0-0

| | | | |
|--------------|-----|---|--------|
| 12-6-14..... | h14 | L | 54- 59 |
|--------------|-----|---|--------|

South Carolina State (2-0)

Home: 2-0, Away: 0-0, Neutral: 0-0

| | | | |
|--------------|---|---|---------|
| 1-13-83..... | h | W | 106- 78 |
| 1-9-84..... | h | W | 90- 65 |

Southeast Atlanta All-Stars (2-0)

Home: 2-0, Away: 0-0, Neutral: 0-0

| | | | |
|---------------------|---|---|---------|
| 11-10-02 (exh)..... | h | W | 110- 73 |
| 11-10-03 (exh)..... | h | W | 112- 75 |

Southeastern Louisiana (1-0)

Home: 1-0, Away: 0-0, Neutral: 0-0

| | | | |
|---------------|-----|---|--------|
| 12-21-15..... | h14 | W | 75- 62 |
|---------------|-----|---|--------|

Southern University (1-1)

Home:

SERIES HISTORY VS. ALL OPPONENTS

Home: 0-0, Away: 0-0, Neutral: 1-0

| | | |
|-------------------------|---|--------|
| 12-28-27.....n1 | W | 47- 20 |
| <i>n1-Savannah, Ga.</i> | | |

Stanford (1-2)

Home: 0-1, Away: 0-1, Neutral: 1-0

| | | |
|--|-----|----------|
| 11-28-86.....n1 | W | 67- 65 |
| 12-11-99 (ot).....3/3 | n12 | L 61- 64 |
| 12-19-00.....3/3 | a1 | L 66- 80 |
| <i>n1-Central Fidelity Classic (Robins Center, Richmond, Va.);</i> | | |
| <i>*12-Delta Air Lines Classic for Kids (Philips Arena, Atlanta, Ga.);</i> | | |
| <i>a1-Stanford Invitational (Maples Pavilion, Stanford, Calif.)</i> | | |

Stetson (1-1)

Home: 1-1, Away: 0-0, Neutral: 0-0

| | | |
|---------------|---|--------|
| 2-6-20.....h6 | W | 44- 33 |
| 2-17-73.....h | L | 70- 81 |

Stevens Tech (1-0)

Home: 0-0, Away: 1-0, Neutral: 0-0

| | | |
|----------------|---|--------|
| 12-30-29.....a | W | 37- 25 |
|----------------|---|--------|

Syracuse (5-5)

Home: 3-1, Away: 1-3, Neutral: 1-1

| | | |
|--|--|--|
| <i>All Home Games: 3-1</i> | | |
| <i>At McCamish Pavilion: 2-1</i> | | |
| <i>At Philips Arena: 1-0</i> | | |
| <i>At The Omni: 1-0</i> | | |
| <i>In Atlanta: 4-1</i> | | |
| <i>All Road Games: 1-3</i> | | |
| <i>At Carrier Dome: 1-3</i> | | |
| <i>As ACC members: 3-3</i> | | |
| <i>In the ACC Tournament: 0-0</i> | | |
| <i>All Neutral Games: 1-1</i> | | |
| <i>Under Bobby Cremins: 1-0</i> | | |
| <i>Under Paul Hewitt: 1-2</i> | | |
| <i>Under Brian Gregory: 1-2</i> | | |
| <i>Under Josh Pastner: 2-1</i> | | |
| <i>Vs. Jim Boheim: 4-5</i> | | |
| <i>Longest Winning Streak: 2 games (1985-2001)</i> | | |
| <i>Longest Losing Streak: 2 games (2002-10, 2015-16)</i> | | |
| <i>Most Points Scored: 96 on 12-16-2001</i> | | |
| <i>Fewest Points Scored: 45 on 1-7-2015</i> | | |
| <i>Most Points Allowed: 92 on 12-21-2002</i> | | |
| <i>Fewest Points Allowed: 46 on 1-7-2015</i> | | |
| <i>Largest Margin of Victory: 17 on 3-17-1985</i> | | |
| <i>Largest Margin of Defeat: 29 on 3-4-2017</i> | | |

• Tech and Syracuse have split six meetings between the two teams since joining the ACC and are even through 10 meetings in the history of the series, which dates back to the 1986 NCAA Tournament.

• Tech and Syracuse have played home-and-away only once since the Orange joined the ACC, with each team winning at home during the 2016-17 season.

• Other than Syracuse's 90-61 win at the Carrier Dome late in the 2016-17 season, the other five meetings as ACC brethren have been decided by six points or fewer.

• Tech has won two of the three meetings between the two teams at McCamish Pavilion, including a 55-51 decision last season and a 71-65 win in February of 2017.

• Tech has won once in three trips to the Carrier Dome, a 67-62 decision on March 4, 2014, with the Orange ranked No. 7 in the nation.

• Three of the first four games in the series were played on neutral courts, the first of which had the highest stakes, a second-round NCAA Tournament game at the Omni in Atlanta in 1985.

• The last meeting between the two teams before Syracuse joined the ACC occurred in the championship game of the Legends Classic in Atlantic City in 2010, and ninth-ranked Syracuse survived a 32-point effort by Brian Oliver (who later transferred to Seton Hall) to win, 80-76.

• Tech's first trip to the Carrier Dome came in December of 2003, when the Orange, led by freshmen Carmelo Anthony and Gerry McNamara, routed the Jackets with its freshman duo of Chris Bosh and Jarrett Jack, 92-65, and eventually won the national championship.

• Syracuse had never played on Tech's campus until the 2014-15 season, but the Yellow Jackets did host the 13th-ranked Orange in a Delta Air Lines Classic for Kids game at Philips Arena in 2001. Jim Boheim missed the game due to prostate surgery and the Yellow Jackets won by 16.

All-Time Series Results

| | | |
|----------------------------------|-----|----------|
| 3-17-85.....6/6.....15/15.....n1 | W | 70- 53 |
| 12-16-01.....13/12 | n12 | W 96- 80 |
| 12-21-02.....a | L | 65- 92 |

| | | |
|-------------------------|---|--------|
| 11-27-10.....9/9.....n2 | L | 76- 80 |
| 3-4-14.....7/7.....a | W | 67- 62 |
| 1-7-15.....h14 | L | 45- 46 |
| 1-30-16.....a | L | 57- 60 |
| 2-19-17.....h14 | W | 71- 65 |
| 3-4-17.....a | L | 61- 90 |
| 1-31-18.....h14 | W | 55- 51 |

*n1-NCAA East Regional second round (The Omni, Atlanta, Ga.); *12-Delta Air Lines Classic (Philips Arena, Atlanta, Ga.); n2-Legends Classic (Boardwalk Hall, Atlantic City, N.J.)*

Tampa (2-1)

Home: 2-0, Away: 0-1, Neutral: 0-0

| | | |
|---------------|---|--------|
| 1-2-53.....a | L | 58- 64 |
| 1-2-69.....h | W | 98- 77 |
| 2-26-71.....h | W | 99- 72 |

Team Fokus (1-0)

Home: 1-0, Away: 0-0, Neutral: 0-0

| | | |
|----------------------|---|--------|
| 11-11-00 (exh).....h | W | 96- 85 |
|----------------------|---|--------|

Team Nike (2-0)

Home: 2-0, Away: 0-0, Neutral: 0-0

| | | |
|----------------------|---|---------|
| 11-19-02 (exh).....h | W | 81- 48 |
| 11-6-03 (exh).....h | W | 100- 89 |

Temple (2-3)

Home: 1-0, Away: 0-2, Neutral: 1-1

| | | |
|-----------------------------------|---|--------|
| 1-3-31.....a | L | 30- 34 |
| 1-16-90.....11/11.....h | W | 59- 57 |
| 12-15-90.....23/21.....a | L | 67- 69 |
| 12-27-93.....15/15.....4/4.....n1 | W | 57- 51 |
| 12-7-96.....n2 | L | 58- 76 |

n1-ECAC Holiday Festival (Madison Square Garden, New York, N.Y.); n2-Coaches vs. Cancer Classic (Atlantic City [N.J.] Convention Center)

Tennessee (28-44)

Home: 19-15, Away: 9-25, Neutral: 0-4

| | | |
|-------------------------|---|--------|
| 2-19-21.....h4 | L | 28- 29 |
| 2-17-22.....a | L | 14- 26 |
| 1-20-28.....h7 | W | 31- 26 |
| 2-13-28.....a | W | 42- 25 |
| 2-13-29.....h7 | L | 25- 30 |
| 1-22-30.....a | L | 28- 33 |
| 1-24-31.....h7 | W | 49- 29 |
| 2-9-31.....a | W | 32- 25 |
| 2-4-33.....h4 | W | 37- 23 |
| 2-13-33.....a | L | 26- 33 |
| 2-24-33.....n1 | L | 24- 30 |
| 1-31-34.....h4 | L | 35- 45 |
| 2-12-34.....a | L | 21- 23 |
| 1-16-35.....h4 | L | 26- 36 |
| 2-18-35.....a | L | 30- 34 |
| 1-17-36.....h8 | W | 33- 30 |
| 2-24-36.....a | L | 21- 33 |
| 2-29-40.....n2 | L | 43- 55 |
| 1-27-45.....a | L | 26- 44 |
| 2-10-45.....h | W | 53- 49 |
| 3-3-45.....n3 | L | 37- 41 |
| 1-26-46.....h | L | 27- 49 |
| 2-9-46.....a | W | 38- 34 |
| 1-25-47.....h | W | 48- 43 |
| 2-7-47.....a | L | 28- 40 |
| 1-24-48.....h | L | 57- 59 |
| 2-6-48.....a | L | 46- 49 |
| 1-22-49.....h | L | 56- 63 |
| 2-5-49.....a | W | 72- 71 |
| 1-21-50.....h | W | 68- 57 |
| 2-4-50.....a | L | 56- 69 |
| 3-2-50.....n3 | L | 56- 63 |
| 2-3-51.....a | W | 71- 57 |
| 2-21-51.....h | W | 74- 64 |
| 1-26-52.....a | L | 56- 69 |
| 2-20-52.....h | L | 81- 83 |
| 1-17-53.....a | L | 67- 89 |
| 2-16-53.....h | L | 79- 81 |
| 1-30-54.....h | L | 61- 68 |
| 2-22-54.....a | L | 57- 69 |
| 1-29-55.....h | L | 58- 79 |
| 2-21-55.....18/nr.....h | W | 83- 77 |
| 1-28-56.....h | W | 73- 72 |
| 2-20-56.....a | L | 74- 76 |
| 1-26-57.....a | W | 84- 77 |
| 2-19-57.....h | W | 87- 85 |
| 1-25-58.....h | W | 82- 79 |
| 2-18-58.....a | L | 65- 84 |
| 1-24-59.....a | L | 71- 84 |
| 2-17-59.....h | W | 59- 49 |
| 1-23-60.....6/6.....h | W | 74- 69 |
| 2-16-60.....6/8.....a | L | 56- 57 |

| | | |
|-------------------------------|---|--------|
| 1-28-61.....a | L | 60- 65 |
| 2-21-61.....h | W | 60- 59 |
| 1-27-62 (ot).....a | W | 66- 65 |
| 2-20-62.....h | W | 67- 50 |
| 1-26-63.....7/6.....h | W | 73- 69 |
| 2-19-63.....nr/10.....a | W | 72- 60 |
| 1-27-64.....a | L | 63- 83 |
| 2-18-64.....nr/17.....h | W | 47- 45 |
| 12-7-64.....h | L | 52- 66 |
| 1-23-65.....nr/13.....a | L | 48- 55 |
| 1-22-66.....nr/20.....a | L | 48- 83 |
| 2-28-66.....h | L | 47- 58 |
| 2-1-67.....nr/13.....a | L | 48- 59 |
| 2-20-68 (2ot).....nr/11.....h | L | 69- 71 |
| 12-17-68.....a | L | 59- 72 |
| 12-15-02.....h12.....h | L | 69- 70 |
| 2-7-04.....15/16.....a | W | 77- 62 |
| 11-16-15.....h14 | W | 69- 67 |
| 12-3-16.....a | L | 58- 81 |
| 12-3-17.....h14 | L | 70- 77 |

*n1-SEC Tournament (City Auditorium, Atlanta, Ga.); n1-SEC Tournament (Knoxville, Tenn.); n3-SEC Tournament (Louisville, Ky.); *12-Chick-fil-A Peach Bowl Classic for Kids (Philips Arena, Atlanta, Ga.)*

Tennessee State (4-0)

Home: 3-0, Away: 1-0, Neutral: 0-0

| | | |
|-------------------------|---|--------|
| 12-6-03.....13/15.....h | W | 94- 43 |
| 12-10-05.....h | W | 82- 72 |
| 11-11-07.....a | W | 99- 85 |
| 12-30-08.....h | W | 63- 58 |

Tennessee Tech (4-0)

Home: 4-0, Away: 0-0, Neutral: 0-0

| | | |
|--------------------------|---|---------|
| 12-14-78.....h | W | 108- 63 |
| 11-30-84.....18/nr.....h | W | 96- 78 |
| 12-27-07.....h | W | 83- 63 |
| 11-11-16.....h14 | W | 70- 55 |

Texas (2-2)

Home: 0-0, Away: 0-0, Neutral: 2-2

| | | |
|--|---|---------|
| 12-29-47.....n1 | L | 45- 54 |
| 12-26-85.....7/6.....n2 | W | 90- 55 |
| 3-17-89.....n3 | L | 70- 76 |
| 11-27-91.....18/18.....24/nr.....n4 | W | 120- 07 |
| <i>n1-All-College Tournament (Oklahoma City, Okla.); n2-Cotton States Classic (The Omni, Atlanta, Ga.); n3-NCAA Midwest Regional first round (Reunion Arena, Dallas, Texas); n4-Preseason NIT semifinals (Madison Square Garden, New York, N.Y.)</i> | | |

Texas A&M (2-0)

Home: 1-0, Away: 0-0, Neutral: 1-0

| | | |
|-------------------------|---|--------|
| 12-15-56.....h | W | 76- 69 |
| 12-27-85.....7/7.....n1 | W | 83- 58 |

n1-Gator Bowl Tournament (Jacksonville, Fla.)

Texas Christian (2-1)

Home: 2-0, Away: 0-0, Neutral: 0-1

| | | |
|----------------|---|---------|
| 12-1-65.....h | W | 112- 87 |
| 12-21-67.....h | W | 70- 67 |
| 3-30-17.....n1 | L | 56- 88 |

n1-Post-season NIT championship game (Madison Square Garden, New York, N.Y.)

Texas-El Paso (1-2)

Home: 0-0, Away: 0-2, Neutral: 1-0

| | | |
|-----------------|---|--------|
| 12-20-68.....a1 | L | 71- 75 |
| 12-18-81.....a1 | L | 44- 73 |
| 11-26-10.....n1 | W | 71- 61 |

Formerly Texas Western. a1-Sun Bowl Tournament (Special Events Center, El Paso, Texas); n1-Legends Classic (Boardwalk Hall, Atlantic City, N.J.)

Texas-Rio Grande Valley (1-1)

Home: 1-1, Away: 0-0, Neutral: 0-0

| | | |
|----------------|---|--------|
| 1-28-75.....h | L | 73- 80 |
| 11-22-17.....h | W | 78- 68 |

**known as Texas-Pan American*

Texas Tech (3-3)

Home: 0-1, Away: 1-1, Neutral: 2-1

| | | |
|-----------------|---|--------|
| 12-29-56.....n1 | W | 79- 66 |
|-----------------|---|--------|

| | | |
|--------------------------|---|--------|
| 12-14-57 (ot).....h | L | 64- 67 |
| 12-22-59.....8/8.....a | W | 63- 60 |
| 12-30-64.....n2 | L | 90- 95 |
| 3-26-03.....a1 | L | 72- 80 |
| 11-28-03.....25/v.....n3 | W | 85- 65 |

n1-All-College Tournament (Oklahoma City, Okla.); n2-Sugar Bowl Tournament (New Orleans, La.); a1-NIT quarterfinals (Lubbock, Texas); n3-Preseason NIT championship game (Madison Square Garden, New York, N.Y.)

The Citadel (6-0)

Home: 4-0, Away: 2-0, Neutral: 0-0

| | | |
|------------------|---|--------|
| 12-26-28.....a | W | 41- 35 |
| 2-13-79.....h | W | 58- 56 |
| 1-22-77.....a | W | 63- 59 |
| 2-15-77.....h | W | 90- 64 |
| 11-20-98.....h | W | 73- 50 |
| 12-22-12.....h14 | W | 73- 41 |

Troy (4-2)

Home: 4-2, Away: 0-0, Neutral: 0-0

| | | |
|----------------|---|--------|
| 11-30-77.....h | W | 84- 69 |
| 2-13-79.....h | W | 78- 54 |
| 1-12-80.....h | L | 49- 64 |
| 2-11-81.....h | L | 50- 54 |
| 12-17-02.....h | W | 88- 66 |
| 12-28-06.....h | W | 85- 55 |

Formerly Troy State

Tulane (38-33)

Home: 23-10, Away: 9-22, Neutral: 6-1

| | | |
|--------------------|---|--------|
| 1-16-09.....h | L | 15- 29 |
| 1-4-26.....a | L | 18- 33 |
| 1-11-26.....h | W | 31- 18 |
| 2-11-27.....a | W | 38- 37 |
| 2-28-30.....n1 | W | 53- 31 |
| 2-5-38.....a | L | 22- 37 |
| 3-4-38.....n2 | W | 44- 29 |
| 1-21-39 (ot).....h | W | 32- 31 |
| 2-3-40.....h | L | 25- 37 |
| 1-25-41.....h | L | 20- 37 |
| 2-7-42.....a | W | 52- 43 |
| 2-6-43.....h | W | 60- 36 |
| 3-3-44.....n3 | L | 55- 66 |
| 1-29-45.....a | W | 47- 38 |
| 1-12-46.....a | L | 45- 58 |
| 2-4-46.....h | W | 59- 52 |
| 1-11-47.....h | W | 58- 51 |
| 1-31-47.....a | L | 45- 47 |
| 1-9-48.....a | L | 29- |

SERIES HISTORY VS. ALL OPPONENTS

| | | |
|------------------|---|--------|
| 1-16-78.....a | W | 75- 70 |
| 2-11-78.....h | W | 63- 58 |
| 12-27-90.....n5 | W | 95- 83 |
| 12-23-01.....h | L | 69- 79 |
| 1-2-03.....a | L | 66- 80 |
| 12-3-11.....a | L | 52- 57 |
| 11-9-12.....h14 | W | 79- 61 |
| 12-5-15.....a | W | 76- 68 |
| 11-26-16.....h14 | W | 82- 68 |

n1-SIC Tournament (City Auditorium, Atlanta, Ga.); n2-SEC Tournament (Baton Rouge, La.); n3-SEC Tournament (Louisville, Ky.); n4-Metro Tournament (Freedom Hall, Louisville, Ky.); n5-Sugar Bowl Tournament (Louisiana Superdome, New Orleans, La.)

Turner Field (1-0)

Home: 1-0, Away: 0-0, Neutral: 0-0

| | | |
|---------------|---|--------|
| 1-8-42.....h9 | W | 49- 35 |
|---------------|---|--------|

Tusculum (1-0)

Home: 1-0, Away: 0-0, Neutral: 0-0

| | | |
|----------------|---|--------|
| 2-7-17.....h14 | W | 96- 58 |
|----------------|---|--------|

UCLA (1-4)

Home: 0-0, Away: 0-2, Neutral: 1-2

| | | |
|-----------------------------------|---|--------|
| 12-29-66.....1/1.....a1 | L | 72- 91 |
| 12-27-69.....2/2.....a1 | L | 90-121 |
| 12-2-00.....n1 | W | 72- 67 |
| 11-22-06.....19/19.....5/5.....n2 | L | 73- 88 |
| 11-10-17.....21/23.....n3 | L | 60- 63 |

a1-Bruin Classic (Pauley Pavilion, Los Angeles, Calif.); n1-Wooden Classic (Arrowhead Pond, Anaheim, Calif.); n2-EA Sports Maui Invitational (Lahaina Civic Center, Lahaina, Maui, Hawaii); n3-Pac-12 China Game (Baoshan Arena, Shanghai, China)

U.S. Marines (0-1)

Home: 0-0, Away: 0-0, Neutral: 0-1

| | | |
|----------------------|---|--------|
| 12-8-51 (exh).....n1 | L | 58- 90 |
|----------------------|---|--------|

n1-Paris Island, S.C.

USA Verich Reps (1-0)

Home: 1-0, Away: 0-0, Neutral: 0-0

| | | |
|----------------------|---|---------|
| 11-16-93 (exh).....h | W | 124-110 |
|----------------------|---|---------|

Utah State (0-1)

Home: 0-0, Away: 0-0, Neutral: 0-1

| | | |
|---------------------------|---|--------|
| 12-13-60.....15/12.....n1 | L | 62- 67 |
|---------------------------|---|--------|

n1-Bluegrass Invitational (Freedom Hall, Louisville, Ky.)

Vanderbilt (33-40)

Home: 22-14, Away: 8-26, Neutral: 3-0

| | | |
|--------------------|---|--------|
| 2-6-14.....h | L | 55- 41 |
| 1-30-20.....h | L | 21- 39 |
| 2-27-20.....a | L | 3- 32 |
| 1-24-25.....h | L | 28- 37 |
| 1-15-26.....a | L | 23- 27 |
| 1-21-27.....h | W | 36- 29 |
| 2-10-28.....a | W | 41- 31 |
| 1-19-29.....a | W | 40- 28 |
| 2-2-29.....h | W | 38- 15 |
| 2-1-30.....h | W | 46- 25 |
| 2-7-30.....a | W | 41- 37 |
| 1-16-31.....h | W | 44- 37 |
| 2-5-31.....a | L | 32- 45 |
| 1-16-32.....h | W | 45- 27 |
| 1-18-33.....a | L | 27- 38 |
| 1-6-34.....h | L | 22- 24 |
| 2-9-34.....a | L | 30- 38 |
| 1-25-35 (ot).....h | L | 32- 33 |
| 2-8-35.....a | L | 24- 53 |
| 1-18-36.....a | L | 23- 42 |
| 2-8-36.....h | L | 40- 42 |
| 2-28-36.....n1 | W | 42- 37 |
| 1-16-37.....h | W | 39- 27 |
| 2-13-37.....a | W | 40- 30 |
| 1-15-38.....h | W | 59- 25 |
| 2-12-38.....a | W | 40- 35 |
| 3-5-38.....n2 | W | 50- 18 |
| 1-14-39.....h | W | 30- 24 |
| 2-11-39.....a | L | 42- 49 |
| 1-13-40.....h | W | 49- 43 |
| 2-10-40.....a | W | 57- 39 |
| 1-18-41.....h | W | 55- 48 |
| 2-15-41.....a | L | 41- 54 |
| 1-17-42.....h | L | 32- 39 |
| 2-14-42.....a | W | 35- 27 |
| 1-16-43.....h | W | 43- 29 |
| 2-13-43.....a | L | 28- 52 |

| | | |
|---|---|--------|
| 3-2-44.....n3 | W | 63- 51 |
| 2-10-51.....a | L | 47- 65 |
| 2-19-51.....h | L | 67- 69 |
| 2-2-52.....a | L | 67- 92 |
| 2-18-52.....h | L | 58- 83 |
| 1-10-53.....a | L | 60- 72 |
| 1-26-53.....h | W | 85- 79 |
| 1-11-54.....h | L | 55- 63 |
| 1-23-54.....19/nr.....a | L | 65- 84 |
| 1-10-55.....h | L | 69- 71 |
| 1-22-55.....a | L | 63- 83 |
| 1-9-56.....4/nr.....h | L | 59- 62 |
| 1-21-56.....5/6.....a | L | 64- 67 |
| 1-7-57.....9/11.....h | L | 73- 81 |
| 1-19-57.....10/10.....a | L | 74- 93 |
| 1-18-58.....h | W | 81- 60 |
| 3-1-58.....a | L | 59- 60 |
| 1-17-59.....nr/19.....h | W | 80- 61 |
| 2-28-59.....a | W | 71- 67 |
| 1-16-60 (ot).....6/6.....h | W | 74- 66 |
| 2-27-60.....6/8.....h | L | 57- 62 |
| 1-21-61.....a | L | 56- 69 |
| 3-4-61.....nr/18.....a | L | 59- 79 |
| 1-20-62.....h | W | 71- 66 |
| 3-3-62.....a | L | 74- 88 |
| 2-13-63.....10/9.....h | W | 69- 62 |
| 3-2-63.....10/12.....a | L | 74- 75 |
| 2-12-64 (ot).....7/7.....h | W | 75- 71 |
| 2-29-64.....nr/13.....a | L | 89-103 |
| 12-18-93 (ot).....14/14.....24/24.....h11 | W | 86- 77 |
| 1-3-06.....h | W | 76- 67 |
| 12-9-06.....25/nr.....a | L | 64- 73 |
| 12-1-07.....a | L | 79- 92 |
| 12-6-08.....h | W | 63- 51 |
| 12-21-13.....a | L | 63- 76 |
| 12-20-14.....h14 | W | 65- 60 |

h11-Kuppenheimer Classic (Georgia Dome, Atlanta, Ga.); n1-SEC Tournament (Knoxville, Tenn.); n2-SEC Tournament (Baton Rouge, La.); n3-SEC Tournament (Louisville, Ky.)

Villanova (3-1)

Home: 0-0, Away: 0-0, Neutral: 3-1

| | | |
|-------------------------|---|--------|
| 3-15-86.....6/6.....n1 | W | 66- 61 |
| 12-28-90.....n2 | W | 99- 87 |
| 12-3-91.....17/6.....n3 | W | 80- 59 |
| 11-27-15.....8/9.....n4 | L | 52- 69 |

n1-NCAA Southeast Second Round Tournament (Louisiana Superdome, New Orleans, La.); n2-Sugar Bowl Tournament (Assembly Center, Atlanta, Ga.); n3-ACC-Big East Challenge (The Omni, Atlanta, Ga.); n4-NIT Season Tip-Off (Barclays Center, Brooklyn, N.Y.)

Virginia (40-41)

Home: 24-13, Away: 11-23, Neutral: 5-5

| |
|--|
| All Home Games: 24-13 |
| At McCamish Pavilion: 2-2 |
| At AMC: 21-8 |
| At Georgia Dome: 1-0 |
| At The Omni: 1-3 |
| At Philips Arena: 0-1 |
| In Atlanta: 26-14 |
| All Road Games: 11-23 |
| At John Paul Jones Arena: 1-7 |
| At University Hall: 10-16 |
| As ACC members: 38-40 |
| In the ACC Tournament: 5-5 |
| All Neutral Games: 5-5 |
| Under Whack Hyder: 1-1 |
| Under Dwane Morrison: 1-4 |
| Under Bobby Cremins: 24-20 |
| Under Paul Hewitt: 11-8 |
| Under Brian Gregory: 2-5 |
| Under Josh Pastner: 0-3 |
| Vs. Tony Bennett: 2-11 |
| Longest Winning Streak: 9 games (1990-94) |
| Longest Losing Streak: 8 games (1981-83) |
| Most Points Scored: 105 on 2-14-1998 |
| Fewest Points Scored: 28 on 1-22-2015 |
| Most Points Allowed: 96 on 3-12-1983 |
| Fewest Points Allowed: 46 on 1-21-1985 |
| Largest Margin of Victory: 27 on 1-19-1991 |
| Largest Margin of Defeat: 41 on 2-16-1981 |
| • Virginia has won 12 of the last 14 meetings to move ahead 41-40 in the all-time series, which dates back to 1947. |
| • The Cavaliers have won the last four games in the series, including a 64-48 win in Atlanta and a 65-54 win in Charlottesville during the 2017-18 regular season. |
| • Tech has four wins in its last 12 trips to Charlottesville, but is just 1-7 at John Paul Jones Arena and has lost on its last six trips to Charlottesville. |

- The Yellow Jackets were 10-16 against Virginia at University Hall, the Cavaliers' former homecourt, Tech's best winning percentage on any ACC foe's home court.
- Tech is 2-2 against Virginia in McCamish Pavilion and was 21-8 against the Cavaliers in Alexander Memorial Coliseum. Overall, the Yellow Jackets are 24-13 on all home courts and 26-14 in games played in the city of Atlanta.
- Since Tech joined the ACC, the Yellow Jackets are 38-40 against Virginia.
- Tech was 11-8 against Virginia under Paul Hewitt, including wins in all three meetings in Hewitt's first season of 2000-01. Josh Pastner is 0-4 vs. Virginia (one loss at Memphis), and Tony Bennett is 11-2 vs. Tech.
- Tech has averaged 53.5 points per game in 13 meetings against Bennett's Virginia teams, failing to reach 50 points in five of those games.
- Tech and Virginia have played to overtime seven times since the 1983-84 season, including a 72-71 triple-overtime win for Tech in Atlanta on Jan. 23, 1984, and an 88-85 double-overtime triumph for Virginia in Charlottesville on Jan. 22, 1995.
- In the ACC Tournament, Tech has won five of nine meetings, including a 70-61 Jacket victory in the 1990 final in Charlotte.

All-Time Series Results

| | | |
|--|---|---------|
| 12-20-47.....h9 | W | 51- 48 |
| 12-1-69.....h | W | 72- 49 |
| 1-16-71.....a1 | L | 84- 89 |
| 12-1-79.....13/13.....a1 | L | 37- 55 |
| 2-9-80.....18/nr.....h | W | 62- 61 |
| 1-17-81.....2/2.....a1 | L | 48- 85 |
| 2-16-81.....1/1.....h | L | 42- 83 |
| 3-5-81.....4/4.....n1 | L | 47- 76 |
| 1-16-82.....3/2.....h | L | 60- 79 |
| 2-15-82.....1/1.....a1 | L | 52- 56 |
| 1-17-83.....2/2.....h10 | L | 52- 66 |
| 2-14-83.....3/2.....a1 | L | 69- 92 |
| 3-12-83.....2/2.....n2 | L | 67- 96 |
| 1-23-84 (3ot).....h | W | 72- 71 |
| 2-7-84.....18/nr.....a1 | L | 59- 91 |
| 1-21-85.....17/15.....h | W | 49- 46 |
| 2-16-85.....6/5.....a1 | L | 55- 62 |
| 3-8-85.....9/11.....n2 | W | 55- 48 |
| 1-4-86.....6/6.....a1 | W | 64- 61 |
| 2-15-86.....5/5.....h | W | 62- 55 |
| 1-22-87.....h10 | L | 58- 61 |
| 2-18-87.....a1 | L | 58- 60 |
| 3-6-87.....n1 | L | 54- 55 |
| 1-23-88.....a1 | L | 55- 58 |
| 2-25-88.....20/16.....h | W | 76- 71 |
| 2-6-89.....a1 | L | 71- 78 |
| 2-22-89.....h | W | 73- 65 |
| 1-21-90 (ot).....11/11.....a1 | L | 79- 81 |
| 2-22-90.....8/6.....h | L | 71- 73 |
| 3-11-90.....14/13.....n3 | W | 70- 61 |
| 1-19-91.....14/15.....h | W | 78- 51 |
| 2-19-91.....20/19.....a1 | W | 73- 60 |
| 1-14-92.....16/14.....h | W | 75- 71 |
| 2-22-92.....a1 | W | 52- 49 |
| 3-13-92.....n3 | W | 68- 56 |
| 1-23-93.....16/16.....7/10.....a1 | W | 75- 71 |
| 2-23-93.....22/22.....h | W | 73- 61 |
| 1-23-94.....17/17.....h | W | 74- 70 |
| 2-22-94 (ot).....23/nr.....a1 | L | 72- 73 |
| 1-22-95 (2ot).....22/18.....18/19.....a1 | L | 85- 88 |
| 2-22-95.....24/22.....14/14.....h | L | 60- 83 |
| 3-10-95.....11/13.....n4 | L | 67- 77 |
| 1-20-96.....h | W | 90- 70 |
| 2-21-96.....23/22.....a1 | W | 84- 75 |
| 1-22-97.....a1 | L | 64- 68 |
| 2-6-97.....h | W | 66- 53 |
| 1-15-98.....a1 | W | 83- 65 |
| 2-14-98.....h | W | 105- 86 |
| 1-23-99.....a1 | W | 77- 65 |
| 2-25-99 (ot).....h | W | 74- 68 |
| 1-8-00.....a1 | L | 65- 83 |
| 2-9-00.....h | W | 68- 47 |
| 1-9-01.....10/11.....a1 | W | 73- 68 |
| 2-11-01.....6/9.....h | W | 62- 56 |
| 3-9-01.....12/12.....n5 | W | 74- 69 |
| 1-22-02.....7/7.....h | L | 65- 69 |
| 2-23-02.....22/15.....a1 | W | 82- 80 |
| 2-1-03.....h | W | 80- 60 |
| 3-5-03.....a1 | W | 90- 73 |
| 1-15-04.....12/14.....h | W | 75- 57 |
| 2-14-04.....15/16.....a1 | L | 80- 82 |
| 1-8-05.....9/10.....h | W | 92- 69 |
| 12-4-05.....h | W | 63- 54 |
| 2-24-07.....24/v.....a2 | L | 69- 75 |
| 1-27-08 (ot).....a2 | W | 92- 82 |
| 3-3-08.....h | L | 74- 76 |
| 3-13-08.....n6 | W | 94- 76 |
| 12-28-08 (ot).....h | L | 84- 88 |
| 1-13-10.....20/18.....a2 | L | 75- 82 |
| 1-22-11.....a2 | L | 64- 72 |
| 2-23-11.....h | L | 56- 62 |

| | | |
|---------------------------|---|--------|
| 1-19-12.....15/17.....h12 | L | 38- 70 |
| 2-3-13.....h14 | W | 66- 60 |
| 2-24-13.....a2 | L | 54- 82 |
| 2-8-14.....h14 | L | 45- 64 |
| 1-22-15.....a2 | L | 28- 57 |
| 1-9-16.....4/4.....h14 | W | 68- 64 |
| 3-10-16.....4/4.....n7 | L | 52- 72 |
| 1-21-17.....16/16.....a2 | L | 49- 62 |
| 1-18-18.....2/2.....h14 | L | 48- 64 |
| 2-21-18.....1/2.....a2 | L | 54- 65 |

a1-University Hall; a2-John Paul Jones Arena; n1-ACC Tournament (Capital Centre, Landover, Md.); n2-ACC Tournament (The Omni, Atlanta, Ga.); n3-ACC Tournament (Charlotte [N.C.] Coliseum); n4-ACC Tournament (Greensboro [N.C.] Coliseum); n5-ACC Tournament (Georgia Dome, Atlanta, Ga.); n6-ACC Tournament (Bobscats Arena, Charlotte, N.C.); n7-ACC Tournament (Verizon Center, Washington, D.C.)

Virginia Commonwealth (4-0)

Home: 2-0, Away: 1-0, Neutral: 1-0

| | | |
|------------------------|---|--------|
| 12-29-03.....3/3.....h | W | 86- 65 |
| 11-18-11.....n1 | W | 73- 60 |
| 12-15-15.....h14 | W | 77- 64 |
| 12-7-16 (ot).....a | W | 76- 73 |

n1-Charleston Classic (TD Arena, Charleston, S.C.)

Virginia Tech (6-18)

Home: 3-7, Away: 1-9, Neutral: 2-2

| |
|--|
| All Home Games: 3-7 |
| At AMC: 2-4 |
| At McCamish Pavilion: 1-3 |
| In Atlanta: 3-7 |
| In Blacksburg: 1-9 |
| At Cassell Coliseum: 1-9 |
| As ACC members: 5-14 |
| In the ACC Tournament: 1-1 |
| All Neutral Games: 2-2 |
| Under Whack Hyder: 1-1 |
| Under Dwane Morrison: 0-1 |
| Under Bobby Cremins: 0-1 |
| Under Paul Hewitt: 3-8 |
| Under Brian Gregory: 2-4 |
| Under Josh Pastner: 0-2 |
| Vs. Buzz Williams: 0-4 |
| Longest Winning Streak: 2 games (2013-14) |
| Longest Losing Streak: 4 games (2011-13, 2015-present) |
| Most Points Scored: 84 on 2-23-2008 |
| Fewest Points Scored: 15 on 2-14-1921 |
| Most Points Allowed: 102 on 2-13-2011 |
| Fewest Points Allowed: 31 on 2-14-1921 |
| Largest Margin of Victory: 19 on 3-11-2008 |
| Largest Margin of Defeat: 25 on 2-13-2011 |

- Virginia Tech has won 18 of 24 all-time meetings with Georgia Tech, including 14 of 19 as a member of the ACC.
- The Hokies have won the last four games of the series, the first three of which were decided in the final minute. Virginia Tech won the teams' only regular-season meeting of 2017-18, 76-56, at McCamish Pavilion.
- Tech's 64-54 win on Feb. 9, 2013 in Blacksburg is its only triumph at Cassell Coliseum in 10 tries.
- Tech has defeated Virginia Tech only three times in 10 meetings at home since the Hokies joined the ACC, and the Yellow Jackets received extraordinary performances by a individuals to win two of those games. On Jan. 19, 2008, reserve guard Matt Causey came off the bench to hit seven threes and pour in 30 points in the Jackets' 81-70 victory. On Jan. 25, 2011, Iman Shumpert recorded the fourth triple-double in Tech history with 22 points, 12 rebounds and 11 assists in the Jackets' 72-57 win.
- The Hokies, led by future NBA star Dell Curry, held off the Jackets and their future All-Americans Mark Price and John Salley, 77-74, in the teams' first meeting, a first-round post-season NIT game, at Cassell Coliseum in 1984.
- The teams have split two ACC Tournament encounters, the Jackets capturing a 73-54 victory in the first round of the 2005 tournament in Washington, D.C., and the Hokies winning a 59-43 decision in the first round in 2011 in Greensboro.
- Georgia Tech's first victory over Virginia Tech occurred on Dec. 27, 1962, a 73-72 overtime triumph at the Gator Bowl Tournament that was part of an 11-0 start for the Yellow Jackets. Tech went on to finish the season 21-5. Both teams were ranked in the UPI poll at the time, Georgia Tech at No. 18, Virginia Tech at No. 14.
- Both teams were members of the old Metro Conference, but not at the same time. Georgia Tech was a member for three seasons from 1975-76 through 1977-78 before leaving to join the ACC. Virginia Tech joined the league for the 1978-79 season.

SERIES HISTORY VS. ALL OPPONENTS

All-Time Series Results

| | | | |
|---------------|-------------------|---|---------|
| 2-14-21 |a | L | 15- 31 |
| 12-20-57 |h | L | 59- 70 |
| 12-27-62 (ot) |n18/.....n14 | W | 73- 72 |
| 12-22-79 |n2 | L | 62- 67 |
| 3-10-84 |a1 | L | 74- 77 |
| 1-22-05 |12/15 | L | 69- 70 |
| 3-11-05 |n3 | W | 73- 54 |
| 1-31-06 |a | L | 62- 63 |
| 1-28-07 |h | L | 65- 73 |
| 1-19-08 |h | W | 81- 70 |
| 2-23-08 |a | L | 84- 92 |
| 2-11-09 |a | L | 71- 76 |
| 3-6-10 |h | L | 82- 88 |
| 1-25-11 |h | W | 72- 57 |
| 2-13-11 |a | L | 77- 102 |
| 3-10-11 |n4 | L | 43- 59 |
| 2-18-12 (ot) |a | L | 73- 74 |
| 1-12-13 (ot) |h14 | L | 65- 70 |
| 2-9-13 |a | W | 64- 54 |
| 3-8-14 |h14 | W | 62- 51 |
| 2-9-15 |a | L | 63- 65 |
| 1-16-16 |h14 | L | 77- 78 |
| 1-18-17 |a | L | 61- 62 |
| 2-17-18 |h14 | L | 56- 76 |

n1-Gator Bowl Tournament (Jacksonville, Fla.); n2-Roanoke Times & World News Holiday Classic (Roanoke [Va.] Civic Center); n3-ACC Tournament (MCI Center, Washington, D.C.); n4-ACC Tournament (Greensboro Coliseum, Greensboro, N.C.); a1-NIT frst round

VMI (6-2)

Home: 5-0, Away: 0-2, Neutral: 1-0

| | | | |
|---------|------------|---|----------|
| 2-12-21 |a | L | 16- 53 |
| 1-18-65 |h | W | 82- 71 |
| 1-15-66 |h | W | 86- 73 |
| 1-30-68 |h | W | 90- 70 |
| 2-5-69 |n1 | W | 87- 74 |
| 12-8-75 |a | L | 53- 68 |
| 2-2-76 |h | W | 66- 56 |
| 1-2-93 |14/13 | h | W 78- 52 |

n1 - Salem, Va.

Wake Forest (42-40)

Home: 29-9, Away: 12-27, Neutral: 1-4

| | |
|--|--------------------|
| All Home Games: | 29-9 |
| At AMC: | 24-9 |
| At McCamish Pavilion: | 4-0 |
| At Philips Arena: | 1-0 |
| All Road Games: | 12-27 |
| At Joel Coliseum: | 8-20 |
| At Winston-Salem: | 9-23 |
| At Greensboro (regular season): | 2-3 |
| At Greensboro (all games): | 2-4 |
| As ACC members: | 41-38 |
| In the ACC Tournament: | 0-4 |
| All Neutral Games: | 1-4 |
| Under Whack Hyder: | 0-2 |
| Under Dwane Morrison: | 0-4 |
| Under Bobby Cremins: | 22-18 |
| Under Paul Hewitt: | 12-12 |
| Under Brian Gregory: | 6-2 |
| Under Josh Pastner: | 1-2 |
| Vs. Danny Manning: | 3-3 |
| Longest Winning Streak: | 12 games (1985-91) |
| Longest Losing Streak: | 9 games (1965-83) |
| Most Points Scored: | 112 on 3-8-2007 |
| Fewest Points Scored: | 38 on 2-6-1982 |
| Most Points Allowed: | 114 on 3-8-2007 |
| Fewest Points Allowed: | 39 on 1-19-2011 |
| Largest Margin of Victory: | 35 on 1-19-2011 |
| Largest Margin of Defeat: | 30 on 2-7-1981 |
| • Georgia Tech has a 42-40 lead in the all-time series and a 41-38 lead in games played since it became a member of the ACC. | |
| • Tech has won seven of the last 10 meetings between the two teams, but split two regular-season meetings in 2017-18, dropping a 79-62 decision in Winston-Salem and winning at home, 64-56. | |
| • Tech has won its last 12 games against Wake Forest at home, dating back to an 80-76 Demon Deacon win on Feb. 22, 2004 when both teams were ranked in the top 20. The Jackets won the last seven meetings in Alexander Memorial Coliseum, a 69-62 decision at Philips Arena during the 2011-12 season, and all four meetings so far at McCamish Pavilion. | |
| • Tech was 24-9 against Wake Forest in games played at Alexander Memorial Coliseum, and is 29-9 against the Demon Deacons in Atlanta. | |
| • Tech made a sweep of the season series in 2010-11, | |

setting school records in each game for margin of victory in an ACC game (74-39 at home on Jan. 19) and for margin of victory in an ACC road game (80-54 on Mar. 3). The Jackets also swept the Demon Deacons in 2012-13.

• The home team has won 37 of the last 48 regular-season games in the series, with Wake Forest winning four times in Atlanta during that span, and Tech winning seven times in Winston-Salem.

• Tech has lost 14 of the last 19 meetings at the Joel Coliseum, but has one of its better records in an opponent's building at 8-20. Tech is 12-27 against Wake Forest on the road, including a 2-3 mark in regular-season games played in Greensboro and a 2-4 mark in games played in Winston-Salem prior to the opening of Joel Coliseum.

• Tech is 39-29 against Wake Forest since 1985, including 12 straight victories from 1985-91.

• Wake Forest has won all four of its meetings with Georgia Tech in the ACC Tournament, including a 75-74 triumph in the 1996 championship game in Greensboro. Wake Forest took the 2007 first round meeting, winning 114-112 in double-overtime, the highest-scoring game in ACC Tournament history and the highest-scoring game for Tech involving an ACC opponent in its history.

All-Time Series Results

| | | | |
|--------------|------------|------------|-------------|
| 12-29-49 |n1 | W | 64- 57 |
| 1-12-65 |h | L | 78- 97 |
| 1-8-66 |a1 | L | 80- 96 |
| 1-26-80 |h | L | 59- 67 |
| 2-16-80 |a1 | L | 48- 49 |
| 1-3-81 |8/8 | a1 | 61- 87 |
| 2-7-81 |8/8 | h | 56- 86 |
| 1-2-82 |nr/20 | h | 56- 74 |
| 2-6-82 |13/16 | a2 | 38- 53 |
| 1-8-83 |a2 | L | 53- 60 |
| 2-12-83 |h | W | 70- 69 |
| 1-7-84 |8/9 | h | 68- 66 |
| 2-2-84 (ot) |18/nr |15/15 | a1 L 74- 78 |
| 1-5-85 |8/7 | a2 | 54- 68 |
| 2-10-85 |10/7 | h | 94- 75 |
| 1-8-86 |5/5 | h | 72- 58 |
| 2-19-86 |5/5 | a1 | 59- 49 |
| 1-3-87 (ot) |18/nr | a1 | 65- 59 |
| 2-7-87 |h | W | 83- 69 |
| 1-10-88 |h | W | 78- 66 |
| 2-13-88 |a2 | W | 78- 75 |
| 1-7-89 |19/16 | a2 | 84- 75 |
| 2-11-89 |h | W | 75- 70 |
| 1-6-90 |12/12 | a | 91- 79 |
| 2-7-90 |16/15 | h | 79- 70 |
| 1-6-91 |24/nr | h | 101- 91 |
| 2-9-91 |a | L | 74- 86 |
| 1-18-92 |16/14 |nr/24 | a1 L 72- 86 |
| 2-27-92 |h | W | 80- 61 |
| 1-21-93 |16/16 | h | 58- 81 |
| 2-20-93 |10/11 | a | 69- 58 |
| 1-19-94 |17/17 | a | 63- 67 |
| 2-19-94 |25/nr | h | 71- 69 |
| 3-11-94 |n2 | L | 49- 74 |
| 1-17-95 |22/18 |15/16 | h W 67- 65 |
| 2-18-95 |20/17 |14/14 | a L 62- 73 |
| 1-17-96 |6/6 | a | 63- 66 |
| 2-17-96 |8/9 | h | 64- 63 |
| 3-10-96 |18/18 |12/10 | n3 L 74- 75 |
| 1-8-97 |2/2 | h | 63- 73 |
| 2-25-97 |5/5 | a | 55- 71 |
| 1-10-98 |h | W | 70- 63 |
| 2-11-98 |a | W | 77- 76 |
| 1-16-99 |h | W | 75- 61 |
| 2-16-99 |a | L | 58- 67 |
| 1-27-00 |h | L | 46- 60 |
| 2-27-00 |a | L | 64- 76 |
| 1-13-01 (ot) |6/6 | h | 95- 89 |
| 2-14-01 |23/15 | a | 65- 81 |
| 1-26-02 |21/16 | a | 74- 87 |
| 2-27-02 |24/22 | h | 90- 77 |
| 3-8-02 |n2 | L | 83- 92 |
| 1-19-03 |a | L | 66- 73 |
| 2-20-03 |h | L | 67- 75 |
| 1-20-04 |11/13 |10/7 | a W 73- 66 |
| 2-22-04 |18/16 |15/15 | h L 76- 80 |
| 1-27-05 (ot) |22/21 |5/5 | h W 102-101 |
| 3-2-05 |4/4 | a | 91- 98 |
| 1-18-06 |a | L | 71- 86 |
| 2-25-06 |h | W | 76- 61 |
| 1-30-07 |a | L | 75- 85 |
| 2-21-07 |h | W | 75- 61 |
| 3-8-07 (2ot) |n4 | L | 112-114 |
| 2-6-08 |a | W | 89- 83 |
| 3-1-08 (ot) |h | W | 87- 79 |
| 1-31-09 |6/4 | h | 76- 74 |
| 2-18-09 |8/8 | a | 69- 87 |
| 1-28-10 |22/22 | h | 79- 58 |
| 2-13-10 |20/20 | a | 64- 75 |
| 1-19-11 |h | W | 74- 39 |
| 3-3-11 |a | W | 80- 54 |

| | | | |
|---------|----------|---|--------|
| 2-15-12 |a | L | 50- 59 |
| 3-3-12 |h12 | W | 69- 62 |
| 1-26-13 |h14 | W | 82- 62 |
| 2-16-13 |a | W | 57- 56 |
| 2-1-14 |a | W | 79- 70 |
| 1-10-15 |a | L | 69- 76 |
| 2-7-15 |h14 | W | 73- 59 |
| 2-10-16 |h14 | W | 71- 66 |
| 2-4-17 |a | L | 69- 81 |
| 2-14-18 |a | L | 62- 79 |
| 3-3-18 |h14 | W | 64- 56 |

n1-Dixie Classic (Reynolds Coliseum, Raleigh, N.C.); n2-ACC Tournament (Charlotte [N.C.] Coliseum); n3-ACC Tournament (Greensboro [N.C.] Coliseum); a1-Winston-Salem, N.C., Coliseum; n4-ACC Tournament (St. Pete Times Forum, Tampa, Fla.); a2-Greensboro [N.C.] Coliseum

Washington (2-1)

Home: 0-0, Away: 0-0, Neutral: 2-1

| | | |
|-------------------------------------|---|--------|
| 12-27-84.....10/13.....11/12.....n1 | W | 65- 58 |
| 11-29-98.....16/16.....n2 | L | 60- 76 |
| 11-26-99.....n3 | W | 82- 65 |

n1-Rainbow Classic (Special Events Center, Honolulu, Hawaii);
n2-Big Island Invitational (Aloka-Chinen Civic Auditorium, Hilo,
Hawaii); n3-Great Alaska Shootout (Sullivan Arena, Anchorage,
Alaska)

n1-Rainbow Classic (Special Events Center, Honolulu, Hawaii); n2-Big Island Invitational (Aloof-Chinen Civic Auditorium, Hilo, Hawaii); n3-Great Alaska Shootout (Sullivan Arena, Anchorage, Alaska)

West Chester State (1-0)

Home: 1-0, Away: 0-0, Neutral: 0-0

| | | | |
|----------|--------|---|--------|
| 12-16-81 |h | W | 89- 60 |
|----------|--------|---|--------|

West Virginia (2-1)

Home: 0-0, Away: 0-1, Neutral: 2-0

| | | | |
|----------|---------|---|--------|
| 12-31-49 |n1 | W | 63- 48 |
| 2-7-68 |a | L | 75- 79 |
| 11-28-98 |n2 | W | 58- 53 |

n1-Dixie Classic (Reynolds Coliseum, Raleigh, N.C.); n2-Big Island Invitational (Aloof-Chinen Civic Auditorium, Hilo, Hawaii)

West Virginia Tech (1-0)

Home: 1-0, Away: 0-0, Neutral: 0-0

| | | | |
|---------|--------|---|--------|
| 2-21-80 |h | W | 67- 52 |
|---------|--------|---|--------|

Western Carolina (6-1)

Home: 5-1, Away: 1-0, Neutral: 0-0

| | | | |
|----------|------------|---|---------|
| 1-11-79 |a | W | 72- 50 |
| 2-1-79 |h | W | 100- 75 |
| 1-9-80 |h | W | 70- 60 |
| 11-28-80 |h | L | 77- 88 |
| 12-2-93 |16/17 | h | 77- 55 |
| 12-1-94 |20/19 | h | 89- 63 |
| 1-13-96 |h10 | W | 91- 78 |

Westminster (1-0)

Home: 0-0, Away: 0-0, Neutral: 1-0

| | | | |
|----------|---------|---|--------|
| 12-29-55 |n1 | W | 65- 56 |
|----------|---------|---|--------|

n1-Queen City Tournament (Buffalo, N.Y.)

William & Mary (6-1)

Home: 5-0, Away: 0-1, Neutral: 1-0

| | | | |
|----------|----------|---|--------|
| 12-6-61 |h | W | 72- 56 |
| 2-4-63 |6/6 | h | 50- 49 |
| 12-21-64 |h | W | 91- 73 |
| 12-22-65 |h | W | 92- 73 |
| 12-20-71 |h | W | 83- 71 |
| 12-18-72 |a | L | 60- 63 |
| 12-29-87 |n1 | W | 90- 59 |

n1-Cotton States Classic (The Omni, Atlanta, Ga.)

Winthrop (1-1)

Home: 1-0, Away: 0-0, Neutral: 0-1

| | | | |
|----------|---------|---|--------|
| 11-24-97 |h | W | 95- 65 |
| 11-18-07 |n1 | L | 73- 79 |

n1-Paradise Jam (St. Thomas, U.S. Virgin Islands)

Winston-Salem State (3-0)

Home: 3-0, Away: 0-0, Neutral: 0-0

| | | | |
|----------|-----------|---|--------|
| 1-3-07 |h | W | 97- 46 |
| 11-14-08 |h | W | 92- 47 |
| 12-29-09 |w/20 | h | 78- 43 |

Wisconsin (1-1)

Home: 1-0, Away: 0-0, Neutral: 0-1

| | | | |
|----------|---------|---|--------|
| 12-28-63 |n1 | L | 84-104 |
| 11-28-01 |h1 | W | 62- 61 |

h1-ACC-Big Ten Challenge (AMC); n1-Milwaukee Classic (Milwaukee, Wis.)

Wisconsin-LaCrosse (1-0)

Home: 1-0, Away: 0-0, Neutral: 0-0

| | | | |
|--------|--------|---|--------|
| 1-4-74 |h | W | 73- 69 |
|--------|--------|---|--------|

Wittenberg (0-1)

Home: 0-0, Away: 0-1, Neutral: 0-0

| | | | |
|----------|--------|---|--------|
| 12-27-26 |a | L | 37- 40 |
|----------|--------|---|--------|

Wofford (14-3)

Home: 14-2, Away: 0-1, Neutral: 0-0

| | | | |
|----------|----------|---|---------|
| 1-14-21 |h | L | 18- 20 |
| 2-10-68 |h | W | 97- 67 |
| 1-17-75 |h | W | 75- 74 |
| 1-31-77 |h | W | 81- 37 |
| 12-17-79 |h | W | 84- 64 |
| 12-20-80 |h | L | 44- 49 |
| 11-29-82 |h | W | 116- 72 |
| 1-19-84 |h | W | 78- 44 |
| 11-22-96 |h | W | 74- 49 |
| 1-3-98 |h | W | 90- 58 |
| 12-16-98 |h | W | 76- 63 |
| 12-22-99 |h | W | 80- 70 |
| 11-17-00 |h | W | 92- 49 |
| 12-21-01 |h | W | 79- 70 |
| 12-1-15 |h14 | W | 77- 61 |
| 12-22-16 |h14 | W | 76- 72 |
| 12-6-17 |a | L | 60- 63 |

Wright State (0-1)

Home: 0-1, Away: 0-0, Neutral: 0-0

| | | | |
|----------|--------|---|--------|
| 12-22-17 |h | L | 81- 85 |
|----------|--------|---|--------|

Wyoming (1-0)

Home: 1-0, Away: 0-0, Neutral: 0-0

| | | | |
|----------|--------|---|---------|
| 12-22-58 |h | W | 110- 78 |
|----------|--------|---|---------|

Xavier (0-2)

Home: 0-0, Away: 0-1, Neutral: 0-1

| | | | |
|---------|---------|---|--------|
| 2-16-35 |a | L | 19- 38 |
| 1-2-56 |n1 | L | 67- 92 |

n1-Queen City Tournament (Buffalo, N.Y.)

Yale (1-2)

Home: 0-1, Away: 0-0, Neutral: 0-1

| | | | |
|--------|--------|---|----|
| 1-2-68 |h | L | 78 |
|--------|--------|---|----|

SERIES HISTORY VS. ALL OPPONENTS

Winning Streaks

Overall: 15 games, 12-2-85 (at St. Louis) through 1-21-86 (Duke). Ended by North Carolina (1-25-86)

Start of Season: 12 games, 11-18-03 (Louisiana-Lafayette) through 12-29-03 (VCU). Ended by Georgia (1-3-04)

Home: 16 games, 2-23-63 (Georgia) through 2-18-64 (Tennessee). Ended by Auburn (12-1-64).

Away: 5 games, 2-7-59 (Tulane) through 12-10-59 (South Carolina); 12-3-62 (Furman) through 1-12-63 (Mississippi); 2-23-70 (Tulane) through 1-9-71 (Tulane); 12-2-85 (St. Louis) through 1-18-86 (Clemson).

ACC: 9 games, 2-27-85 (North Carolina) through 1-21-86 (Duke). Ended by North Carolina (1-25-86).

ACC Home: 9 games, 3-2-95 (Florida State) through 3-3-96 (Clemson). Includes the Omni which was Tech's homecourt early in 1996 while AMC was being renovated

ACC at home: 8 games, 2-6-85 (Duke) through 3-2-86 (Clemson); 2-19-94 (Wake Forest) through 2-4-95 (Maryland).

ACC Away: 3 games, 1-23-85 (Clemson) through 2-2-85 (Maryland); 2-10-96 (North Carolina) through 2-28-96 (Florida State); 2-19-04 (Maryland) through 3-3-04 (Duke); 1-23-08 (NC State) through 2-6-08 (Wake Forest)

Record by Decade

| Period | *Yrs | Games | Won | Lost | Pct. |
|--------------|------|-------|-------|-------|------|
| 1900-09 | 2 | 10 | 3 | 7 | .300 |
| 1910-19 | 2 | 16 | 8 | 8 | .500 |
| 1920-29 | 10 | 186 | 92 | 94 | .495 |
| 1930-39 | 10 | 175 | 96 | 79 | .549 |
| 1940-49 | 10 | 197 | 104 | 93 | .528 |
| 1950-59 | 10 | 248 | 110 | 138 | .444 |
| 1960-69 | 10 | 259 | 151 | 108 | .583 |
| 1970-79 | 10 | 270 | 132 | 138 | .489 |
| 1980-89 | 10 | 298 | 165 | 133 | .554 |
| 1990-99 | 10 | 316 | 188 | 128 | .595 |
| 2000-09 | 10 | 315 | 167 | 148 | .530 |
| 2010-present | 9 | 298 | 146 | 152 | .490 |
| All-time | 103 | 2,588 | 1,362 | 1,226 | .526 |

*Actual number of seasons played during decade.

Tech's Most Frequent Non-ACC Foes

(20 or more meetings)

| | |
|----------------------|--------|
| Alabama* | 28-41 |
| Auburn* | 61-53 |
| Florida* | 26-20 |
| Georgia* | 105-89 |
| Kentucky* | 15-56 |
| Louisville (pre-ACC) | 13-15 |
| Maryland+ | 36-40 |
| Mercer | 28-17 |
| Mississippi State* | 16-13 |
| South Carolina | 25-18 |
| Tennessee* | 28-44 |
| Tulane* | 38-33 |
| Vanderbilt* | 34-39 |

*denotes SEC member while Tech was also a member (1932-64)

+denotes ACC member while Tech was also a member (1979-2014)

Georgia Tech in Overtime

All Overtime Games: 63-59

Single Overtime Games: 53-48

| | | |
|----------|-------------------------------|----------|
| 3-17-06 | Georgia..... | W, 13-11 |
| 2-8-22 | Agoga Class..... | L, 25-26 |
| 1-13-25 | @Ft. McPherson (2 ot)..... | W, 28-26 |
| 1-8-27 | Auburn..... | W, 22-20 |
| 1-15-27 | @Georgia..... | W, 36-35 |
| 1-1-31 | @Manhattan..... | L, 26-32 |
| 1-25-35 | Vanderbilt..... | L, 32-33 |
| 2-23-35 | @Georgia..... | W, 49-39 |
| 1-21-39 | Tulane..... | W, 32-31 |
| 2-4-39 | @Florida..... | L, 29-33 |
| 2-21-40 | @Auburn..... | L, 38-39 |
| 12-29-40 | @South Carolina..... | L, 39-40 |
| 1-22-41 | @Clemson..... | L, 49-52 |
| 2-21-45 | Atlanta NAS..... | W, 51-47 |
| 1-26-49 | Georgia..... | L, 60-74 |
| 2-15-50 | @Georgia..... | L, 72-73 |
| 2-24-51 | Pennsylvania..... | L, 77-83 |
| 3-1-51 | Tulane..... | W, 63-61 |
| 1-24-53 | @South Carolina..... | L, 66-70 |
| 12-28-54 | Idaho State..... | W, 72-69 |
| 2-12-55 | @Louisiana State..... | W, 79-72 |
| 2-19-55 | @South Carolina..... | W, 87-84 |
| 2-26-55 | Georgia (2 ot)..... | L, 66-67 |
| 2-7-56 | @Auburn..... | L, 74-77 |
| 2-16-56 | @Georgia..... | W, 72-68 |
| 2-4-57 | Auburn..... | W, 76-67 |
| 12-14-57 | Texas Tech..... | L, 64-67 |
| 12-19-57 | Georgia..... | L, 68-69 |
| 2-1-58 | @Alabama (2 ot)..... | L, 72-74 |
| 2-24-58 | @Florida..... | W, 62-61 |
| 2-14-59 | Oklahoma City (3 ot)..... | W, 71-65 |
| 1-16-60 | Vanderbilt..... | W, 74-66 |
| 1-11-61 | @Georgia..... | W, 89-80 |
| 1-16-61 | @Mississippi St..... | L, 61-62 |
| 1-24-61 | @Auburn..... | W, 48-43 |
| 1-2-62 | Navy..... | L, 62-64 |
| 1-27-62 | @Tennessee..... | W, 66-65 |
| 2-12-62 | Tulane..... | W, 77-74 |
| 2-26-62 | @Florida..... | L, 75-82 |
| 12-3-62 | @Furman..... | W, 80-79 |
| 12-27-62 | Virginia Tech..... | W, 73-72 |
| 1-5-63 | @Kentucky (2 ot)..... | W, 86-85 |
| 1-12-63 | @Mississippi..... | W, 73-71 |
| 2-8-63 | @Tulane..... | L, 69-77 |
| 2-23-63 | Georgia..... | W, 66-58 |
| 12-16-63 | @Rice..... | L, 89-74 |
| 2-12-64 | Vanderbilt..... | W, 75-71 |
| 2-15-64 | Florida State..... | W, 77-73 |
| 12-21-66 | Auburn..... | W, 78-76 |
| 1-10-67 | @Furman..... | L, 68-69 |
| 2-20-68 | Tennessee (2 ot)..... | L, 69-71 |
| 3-25-71 | St. Bonaventure (2 ot) +..... | W, 76-71 |
| 1-6-73 | Hawaii..... | W, 85-83 |
| 2-5-73 | Florida..... | L, 85-87 |
| 3-7-74 | @Georgia..... | W, 97-95 |
| 12-28-74 | St. Bonaventure..... | W, 70-61 |
| 1-24-75 | Presbyterian..... | W, 89-84 |
| 2-3-75 | Samford..... | W, 78-75 |
| 2-16-79 | @Memphis State (2 ot)..... | W, 89-84 |
| 2-27-79 | East Carolina..... | L, 64-66 |
| 2-28-80 | Maryland..... | L, 49-51 |
| 1-23-84 | Virginia (3 ot)..... | W, 72-71 |
| 2-2-84 | @Wake Forest..... | L, 74-78 |
| 2-4-84 | Maryland (2 ot)..... | W, 71-70 |
| 2-4-86 | North Carolina..... | L, 77-78 |
| 11-29-86 | Richmond..... | L, 62-67 |
| 12-20-86 | Boston College..... | W, 65-62 |
| 1-3-87 | @Wake Forest..... | W, 65-59 |

Double Overtime Games: 6-11

Triple Overtime Games: 4-0

| | | |
|----------|----------------------------|------------|
| 3-5-88 | @Clemson (2 ot)..... | L, 94-97 |
| 1-22-89 | @Illinois (2 ot)..... | L, 92-103 |
| 3-4-89 | @Clemson..... | L, 79-81 |
| 1-21-90 | @Virginia..... | L, 79-81 |
| 2-17-90 | @NC State (2 ot)..... | W, 95-92 |
| 2-24-90 | @Notre Dame..... | W, 88-80 |
| 3-23-90 | Michigan State#..... | W, 81-80 |
| 12-5-90 | St. John's..... | L, 72-73 |
| 12-19-90 | Georgia (3 ot)..... | W, 112-105 |
| 2-5-92 | @Clemson..... | L, 78-95 |
| 2-29-92 | NC State..... | W, 98-88 |
| 3-27-92 | Memphis State#..... | L, 79-83 |
| 12-18-93 | Vanderbilt..... | W, 86-77 |
| 2-22-94 | @Virginia..... | L, 72-73 |
| 1-22-95 | @Virginia (2 ot)..... | L, 85-88 |
| 2-7-96 | Duke..... | W, 73-71 |
| 2-10-96 | @North Carolina..... | W, 92-83 |
| 2-25-96 | NC State..... | W, 92-83 |
| 12-4-97 | NC State..... | L, 69-71 |
| 2-8-98 | North Carolina (2 ot)..... | L, 100-107 |
| 3-16-98 | Georgetown+..... | W, 80-79 |
| 11-27-98 | West Virginia..... | W, 65-62 |
| 12-5-98 | Appalachian State..... | W, 74-72 |
| 12-13-98 | Georgia..... | W, 84-79 |
| 2-11-99 | @Florida State (3 ot)..... | W, 111-108 |
| 2-25-99 | Virginia..... | W, 74-68 |
| 12-11-99 | Stanford..... | L, 61-64 |
| 3-1-00 | @North Carolina..... | L, 72-74 |
| 1-13-01 | Wake Forest..... | W, 95-89 |
| 1-3-04 | @Georgia (2 ot)..... | L, 80-83 |
| 3-1-04 | Kansas#..... | W, 79-71 |
| 1-1-05 | Kansas..... | L, 68-70 |
| 1-27-05 | Wake Forest..... | W, 102-101 |
| 2-18-06 | @Maryland..... | L, 84-87 |
| 3-8-07 | Wake Forest (2 ot)*..... | L, 112-114 |
| 1-27-08 | @Virginia..... | W, 92-82 |
| 3-1-08 | Wake Forest..... | W, 87-79 |
| 11-22-08 | @Mercer..... | W, 82-76 |
| 12-28-08 | Virginia..... | L, 84-88 |
| 1-17-09 | @NC State..... | L, 71-76 |
| 1-20-09 | Boston College..... | L, 76-80 |
| 11-20-09 | Florida State..... | L, 59-66 |
| 1-2-11 | Charlotte (2 ot)..... | L, 83-86 |
| 2-18-12 | Virginia Tech..... | L, 73-74 |
| 1-12-13 | Virginia Tech..... | L, 65-70 |
| 1-26-14 | @NC State..... | L, 78-80 |
| 3-12-14 | Boston College*..... | W, 73-70 |
| 3-13-14 | Clemson*..... | L, 65-69 |
| 1-3-15 | @Notre Dame (2 ot)..... | L, 76-83 |
| 1-31-15 | NC State..... | L, 80-81 |
| 2-28-15 | @Clemson..... | L, 63-70 |
| 3-9-16 | Clemson*..... | W, 88-85 |
| 12-7-16 | @VCU..... | W, 76-73 |
| 2-4-18 | @Boston College..... | L, 72-80 |

Georgia Tech's longest stretch of regulation games without an overtime is 103, from Feb. 7, 1975 vs. NC State through Jan. 13, 1979 vs. Troy State, inclusive.

Most overtime games in one season: 6 in 1962-63

NCAA Tournament

+ Post-Season NIT

*ACC Tournament

MISCELLANEOUS HISTORY

Tech at Off-Campus Atlanta Venues

Philips Arena

| | | |
|----------|----------------------------|---------------|
| 12-1-99 | Michigan ² | L, 77-80 |
| 12-11-99 | Stanford ¹ (ot) | L, 61-64 (ot) |
| 12-9-00 | Kentucky ¹ | W, 86-84 |
| 12-16-01 | Syracuse ¹ | W, 96-80 |
| 12-15-02 | Tennessee ¹ | L, 69-70 |
| 12-13-03 | Saint Louis ¹ | W, 75-62 |
| 12-11-04 | Air Force ¹ | W, 64-42 |
| 11-29-11 | Northwestern | L, 60-76 |
| 1-3-12 | Alabama | L, 48-73 |
| 1-7-12 | Duke | L, 74-81 |
| 1-19-12 | Virginia | L, 38-70 |
| 1-24-12 | Miami | L, 49-64 |
| 2-4-12 | Boston College | W, 51-47 |
| 2-9-12 | NC State | L, 52-61 |
| 2-21-12 | Clemson | L, 37-56 |
| 2-25-12 | Maryland | W, 63-61 |
| 3-3-12 | Boston College | W, 69-62 |
| 3-8-12 | Miami ⁴ | L, 36-54 |

Arena at Gwinnett Center

| | | |
|----------|----------------|----------|
| 11-11-11 | Florida A&M | W, 92-59 |
| 11-14-11 | Delaware State | W, 70-52 |
| 11-23-11 | Siena | W, 72-44 |
| 12-19-11 | Alabama A&M | W, 65-54 |
| 12-22-11 | Mercer | L, 59-66 |

Georgia Dome

| | | |
|----------|-------------------------|----------|
| 12-19-92 | Louisville ¹ | W, 87-85 |
| 12-18-93 | Vanderbilt ¹ | W, 86-77 |
| 12-17-94 | Louisville ¹ | L, 72-77 |
| 11-15-95 | Manhattan ³ | W, 87-67 |
| 11-17-95 | Oklahoma ³ | W, 83-72 |
| 12-16-95 | Louisville ¹ | W, 88-77 |

| | | |
|----------|-----------------------------|----------|
| 12-21-96 | Kentucky ¹ | L, 59-88 |
| 12-20-97 | Louisville ¹ | W, 94-86 |
| 12-13-98 | Kentucky ¹ | L, 39-80 |
| 3-9-01 | Virginia ⁴ | W, 74-69 |
| 3-10-01 | North Carolina ⁴ | L, 63-70 |
| 2-11-07 | Connecticut | W, 65-52 |
| 3-12-09 | Clemson ⁴ | W, 86-81 |
| 3-13-09 | Florida State ⁴ | L, 62-64 |

¹Chick-fil-A Classic for Kids; ²ACC-Big Ten Challenge;³Pre-Season NIT; ⁴ACC Tournament

Tech at Non-Power 5 Venues Since 2000

| Date | Opponent | Conference | Result |
|----------|------------------|------------|---------------|
| 12/6/17 | Wofford | SoCon | L, 60-63 |
| 12/7/16 | VCU | A-10 | W, 76-73 (ot) |
| 12/5/15 | Tulane | C-USA | W, 76-68 |
| 12/23/14 | Dayton | A-10 | L, 61-75 |
| 12/29/13 | Charlotte | A-10 | W, 58-55 |
| 12/29/11 | Fordham | A-10 | L, 66-72 |
| 12/10/11 | Savannah State | MEAC | W, 65-45 |
| 12/3/11 | Tulane | C-USA | L, 52-57 |
| 12/22/10 | Siena | MAAC | L, 57-62 |
| 11/15/10 | Kennesaw State | A-Sun | L, 63-80 |
| 1/2/10 | Charlotte | A-10 | W, 76-67 |
| 12/14/09 | Chattanooga | SoCon | W, 95-64 |
| 11/22/08 | Mercer | A-Sun | W, 82-76 (ot) |
| 11/11/07 | Tennessee State | OVC | W, 99-85 |
| 1/10/06 | Centenary | Summit | W, 85-69 |
| 12/28/05 | Air Force | Mt. West | L, 46-54 |
| 11/22/04 | Illinois-Chicago | Horizon | W, 60-59 |
| 11/23/03 | Cornell | Ivy | W, 90-69 |
| 1/2/03 | Tulane | C-USA | L, 66-80 |
| 2/16/02 | Saint Louis | C-USA | W, 60-40 |


Tech Month-by-Month

| Season | Nov | Dec | Jan | Feb | Mar/Apr | Total |
|--|-----|-----|-----|-----|---------|--------------|
| 1905-06 | 0-0 | 0-0 | 0-0 | 0-1 | 2-0 | 2-1 |
| 1906-08 | | | | | | did not play |
| 1908-09 | 0-0 | 0-0 | 1-5 | 0-1 | 0-0 | 1-6 |
| 1909-12 | | | | | | did not play |
| 1912-13 | 0-0 | 0-0 | 0-0 | 2-6 | 0-0 | 2-6 |
| 1913-14 | 0-0 | 0-0 | 0-0 | 6-2 | 0-0 | 6-2 |
| 1914-19 | | | | | | did not play |
| 1919-20 | 0-0 | 0-0 | 3-3 | 3-5 | 1-2 | 7-10 |
| 1920-21 | 0-0 | 0-0 | 1-4 | 3-6 | 0-0 | 4-10 |
| 1921-22 | 0-0 | 0-0 | 4-2 | 7-4 | 0-0 | 11-6 |
| 1922-23 | 0-0 | 0-0 | 5-2 | 4-5 | 0-2 | 9-9 |
| 1923-24 | 0-0 | 3-0 | 2-7 | 4-6 | 0-0 | 9-13 |
| 1924-25 | 0-0 | 0-0 | 3-4 | 1-8 | 0-0 | 4-12 |
| 1925-26 | 0-0 | 0-0 | 4-6 | 2-5 | 0-0 | 6-11 |
| 1926-27 | 0-0 | 3-6 | 7-1 | 7-3 | 0-0 | 17-10 |
| 1927-28 | 0-0 | 2-1 | 3-3 | 5-3 | 0-0 | 10-7 |
| 1928-29 | 0-0 | 4-1 | 7-1 | 4-3 | 0-1 | 15-6 |
| 1929-30 | 0-0 | 1-2 | 3-5 | 6-5 | 0-1 | 10-13 |
| 1930-31 | 0-0 | 2-1 | 5-7 | 4-5 | 0-0 | 11-13 |
| 1931-32 | 0-0 | 0-0 | 4-2 | 3-4 | 0-0 | 7-6 |
| 1932-33 | 0-0 | 0-0 | 4-2 | 5-4 | 0-0 | 9-6 |
| 1933-34 | 0-0 | 0-3 | 3-3 | 3-5 | 0-1 | 6-12 |
| 1934-35 | 0-0 | 0-0 | 0-4 | 5-4 | 1-0 | 6-8 |
| 1935-36 | 0-0 | 0-0 | 3-4 | 7-4 | 0-0 | 10-8 |
| 1936-37 | 0-0 | 0-0 | 6-0 | 6-1 | 1-1 | 13-2 |
| 1937-38 | 0-0 | 0-0 | 6-0 | 8-2 | 4-0 | 18-2 |
| 1938-39 | 0-0 | 0-0 | 2-2 | 4-6 | 0-1 | 6-9 |
| 1939-40 | 0-0 | 0-0 | 2-4 | 5-4 | 0-0 | 7-8 |
| 1940-41 | 0-0 | 2-0 | 4-3 | 2-8 | 0-0 | 8-11 |
| 1941-42 | 0-0 | 0-0 | 4-3 | 4-5 | 0-0 | 8-8 |
| 1942-43 | 0-0 | 0-0 | 4-2 | 7-3 | 0-0 | 11-5 |
| 1943-44 | 0-0 | 0-0 | 8-1 | 5-2 | 1-1 | 14-4 |
| 1944-45 | 0-0 | 0-0 | 3-4 | 6-1 | 2-1 | 11-6 |
| 1945-46 | 0-0 | 1-0 | 4-6 | 5-5 | 0-0 | 10-11 |
| 1946-47 | 0-0 | 4-0 | 4-5 | 4-5 | 0-1 | 12-11 |
| 1947-48 | 0-0 | 2-4 | 2-6 | 5-5 | 3-1 | 12-16 |
| 1948-49 | 0-0 | 4-2 | 1-7 | 6-3 | 0-1 | 11-13 |
| 1949-50 | 0-0 | 6-3 | 4-5 | 4-4 | 0-1 | 14-13 |
| 1950-51 | 0-0 | 1-5 | 4-6 | 2-7 | 1-1 | 8-19 |
| 1951-52 | 0-0 | 3-1 | 2-6 | 2-8 | 0-0 | 7-15 |
| 1952-53 | 0-0 | 1-4 | 3-7 | 1-6 | 0-0 | 5-17 |
| 1953-54 | 0-0 | 0-5 | 0-8 | 2-8 | 0-1 | 2-22 |
| 1954-55 | 0-0 | 2-2 | 4-8 | 6-3 | 0-0 | 12-13 |
| 1955-56 | 0-0 | 3-2 | 4-5 | 5-4 | 0-0 | 12-11 |
| 1956-57 | 0-1 | 6-2 | 5-4 | 7-1 | 0-0 | 18-8 |
| 1957-58 | 0-0 | 5-4 | 7-2 | 3-5 | 0-0 | 15-11 |
| 1958-59 | 0-0 | 6-3 | 4-5 | 7-1 | 0-0 | 17-9 |
| 1959-60 | 0-0 | 8-1 | 8-1 | 5-3 | 1-1 | 22-6 |
| 1960-61 | 0-0 | 4-5 | 4-5 | 5-2 | 0-1 | 13-13 |
| 1961-62 | 0-0 | 4-4 | 3-6 | 3-5 | 0-1 | 10-16 |
| 1962-63 | 1-0 | 6-0 | 8-1 | 6-3 | 0-1 | 21-5 |
| 1963-64 | 0-0 | 5-3 | 5-3 | 7-3 | 0-0 | 17-9 |
| 1964-65 | 0-0 | 4-5 | 6-4 | 4-2 | 0-0 | 14-11 |
| 1965-66 | 0-0 | 4-5 | 5-3 | 4-5 | 0-0 | 13-13 |
| 1966-67 | 0-0 | 5-3 | 6-3 | 6-3 | 0-0 | 17-9 |
| 1967-68 | 0-0 | 4-3 | 3-5 | 5-4 | 0-1 | 12-13 |
| 1968-69 | 0-1 | 1-4 | 6-4 | 5-3 | 0-1 | 12-13 |
| 1969-70 | 0-0 | 5-3 | 6-3 | 5-3 | 1-1 | 17-10 |
| 1970-71 | 0-0 | 6-1 | 7-3 | 5-4 | 5-1 | 23-9 |
| 1971-72 | 0-0 | 2-5 | 2-6 | 2-8 | 0-1 | 6-20 |
| 1972-73 | 1-1 | 0-6 | 3-3 | 1-7 | 2-1 | 7-18 |
| 1973-74 | 0-1 | 0-5 | 3-7 | 1-7 | 1-1 | 5-21 |
| 1974-75 | 0-1 | 3-4 | 5-4 | 3-4 | 0-2 | 11-15 |
| 1975-76 | 1-0 | 2-5 | 4-5 | 5-3 | 1-1 | 13-14 |
| 1976-77 | 1-0 | 4-2 | 7-3 | 4-4 | 2-1 | 18-10 |
| 1977-78 | 3-0 | 4-3 | 5-3 | 2-5 | 1-1 | 15-12 |
| 1978-79 | 1-1 | 4-3 | 6-3 | 6-2 | 0-0 | 17-9 |
| 1979-80 | 0-0 | 3-5 | 1-9 | 4-4 | 0-0 | 8-18 |
| 1980-81 | 0-1 | 3-6 | 1-8 | 0-7 | 0-1 | 4-23 |
| 1981-82 | 1-0 | 3-4 | 2-7 | 4-4 | 0-1 | 10-16 |
| 1982-83 | 1-0 | 3-2 | 4-6 | 4-5 | 1-2 | 13-15 |
| 1983-84 | 1-0 | 5-1 | 8-3 | 4-5 | 0-2 | 18-11 |
| 1984-85 | 3-0 | 6-1 | 6-3 | 5-2 | 7-2 | 27-8 |
| 1985-86 | 1-1 | 9-0 | 7-1 | 5-2 | 5-3 | 27-7 |
| 1986-87 | 1-1 | 5-2 | 4-4 | 6-3 | 0-3 | 16-13 |
| 1987-88 | 1-1 | 7-1 | 6-3 | 7-1 | 1-4 | 22-10 |
| 1988-89 | 2-0 | 5-2 | 5-4 | 7-3 | 1-3 | 20-12 |
| 1989-90 | 2-0 | 6-0 | 4-4 | 8-2 | 8-1 | 28-7 |
| 1990-91 | 2-0 | 5-3 | 5-3 | 4-4 | 1-3 | 17-13 |
| 1991-92 | 3-1 | 6-1 | 6-3 | 4-4 | 4-3 | 23-12 |
| 1992-93 | 0-0 | 6-1 | 5-4 | 4-4 | 4-2 | 19-11 |
| 1993-94 | 1-1 | 8-0 | 2-6 | 4-3 | 1-3 | 16-13 |
| 1994-95 | 2-0 | 6-3 | 5-3 | 4-4 | 1-2 | 18-12 |
| 1995-96 | 4-1 | 2-6 | 7-2 | 6-1 | 5-2 | 24-12 |
| 1996-97 | 3-0 | 3-4 | 2-6 | 1-6 | 0-2 | 9-18 |
| 1997-98 | 4-0 | 5-3 | 4-4 | 4-4 | 2-3 | 19-14 |
| 1998-99 | 4-1 | 6-2 | 3-5 | 2-6 | 0-2 | 15-16 |
| 1999-00 | 3-1 | 3-3 | 3-6 | 3-5 | 1-2 | 13-17 |
| 2000-01 | 3-1 | 5-2 | 4-4 | 4-4 | 1-2 | 17-13 |
| 2001-02 | 3-3 | 3-4 | 2-6 | 6-2 | 1-1 | 15-16 |
| 2002-03 | 2-0 | 3-4 | 5-3 | 2-5 | 4-3 | 16-15 |
| 2003-04 | 5-0 | 7-0 | 4-4 | 4-4 | 8-2 | 28-10 |
| 2004-05 | 4-0 | 5-1 | 3-5 | 4-3 | 4-3 | 20-12 |
| 2005-06 | 2-2 | 4-2 | 3-6 | 2-5 | 0-2 | 11-17 |
| 2006-07 | 6-1 | 4-2 | 3-5 | 5-2 | 2-2 | 20-12 |
| 2007-08 | 3-3 | 3-3 | 4-3 | 1-6 | 4-2 | 15-17 |
| 2008-09 | 4-0 | 4-4 | 2-6 | 0-7 | 2-2 | 12-19 |
| 2009-10 | 4-1 | 6-1 | 6-3 | 3-4 | 4-4 | 23-13 |
| 2010-11 | 4-3 | 3-2 | 3-5 | 1-7 | 2-1 | 13-18 |
| 2011-12 | 4-3 | 3-3 | 1-7 | 2-6 | 1-1 | 11-20 |
| 2012-13 | 4-2 | 5-0 | 2-6 | 4-4 | 1-3 | 16-15 |
| 2013-14 | 5-4 | 4-1 | 2-6 | 2-5 | 3-2 | 16-17 |
| 2014-15 | 5-1 | 4-2 | 1-8 | 2-6 | 0-2 | 12-19 |
| 2015-16 | 4-2 | 6-1 | 2-6 | 5-3 | 4-3 | 21-15 |
| 2016-17 | 4-2 | 5-2 | 4-4 | 4-5 | 4-3 | 21-16 |
| 2017-18 | 4-1 | 2-6 | 5-4 | 0-7 | 2-1 | 13-19 |
| 117-44 317-211 397-424 412-430 119-118 1362-1226 | | | | | | |

Georgia Tech Year-by-Year vs. ACC Opponents (Regular Season)

| Year | ACC | BC | CL | DU | FS | UL | MD | UM | NC | ST | ND | UP | SU | VA | VT | WF |
|---------|------|-----|-----|-----|-----|-----|-----|-----|-----|-----|-----|-----|-----|-----|-----|-----|
| 1979-80 | 1-13 | - | 0-2 | 0-2 | - | - | 0-2 | - | 0-2 | 0-2 | - | - | - | 1-1 | - | 0-2 |
| 1980-81 | 0-14 | - | 0-2 | 0-2 | - | - | 0-2 | - | 0-2 | 0-2 | - | - | - | 0-2 | - | 0-2 |
| 1981-82 | 3-11 | - | 0-2 | 1-1 | - | - | 2-0 | - | 0-2 | 0-2 | - | - | - | 0-2 | - | 0-2 |
| 1982-83 | 4-10 | - | 1-1 | 1-1 | - | - | 1-1 | - | 0-2 | 0-2 | - | - | - | 0-2 | - | 1-1 |
| 1983-84 | 6-8 | - | 1-1 | 1-2 | - | - | 1-1 | - | 0-2 | 1-1 | - | - | - | 1-1 | - | 1-1 |
| 1984-85 | 9-5 | - | 1-1 | 1-1 | - | - | 2-0 | - | 2-0 | 1-1 | - | - | - | 1-1 | - | 1-1 |
| 1985-86 | 11-3 | - | 2-0 | 1-1 | - | - | 2-0 | - | 0-2 | 2-0 | - | - | - | 2-0 | - | 2-0 |
| 1986-87 | 7-7 | - | 0-2 | 2-0 | - | - | 2-0 | - | 0-2 | 1-1 | - | - | - | 0-2 | - | 2-0 |
| 1987-88 | 8-6 | - | 1-1 | 1-1 | - | - | 2-0 | - | 0-2 | 1-1 | - | - | - | 1-1 | - | 2-0 |
| 1988-89 | 8-6 | - | 1-1 | 1-1 | - | - | 2-0 | - | 1-1 | 0-2 | - | - | - | 1-1 | - | 2-0 |
| 1989-90 | 8-6 | - | 1-1 | 1-2 | - | - | 2-0 | - | 1-1 | 2-0 | - | - | - | 0-2 | - | 2-0 |
| 1990-91 | 6-8 | - | 1-1 | 0-2 | - | - | 1-1 | - | 1-1 | 0-2 | - | - | - | 2-0 | - | 1-1 |
| 1991-92 | 8-8 | - | 1-1 | 0-2 | 0-2 | - | 2-0 | - | 0-2 | 2-0 | - | - | - | 2-0 | - | 1-1 |
| 1992-93 | 8-8 | - | 1-1 | 1-1 | 0-2 | - | 2-0 | - | 0-2 | 1-1 | - | - | - | 2-0 | - | 1-1 |
| 1993-94 | 7-9 | - | 1-1 | 0-2 | 0-2 | - | 1-1 | - | 2-0 | 1-1 | - | - | - | 1-1 | - | 1-1 |
| 1994-95 | 8-8 | - | 1-1 | 1-1 | 2-0 | - | 1-1 | - | 0-2 | 2-0 | - | - | - | 0-2 | - | 1-1 |
| 1995-96 | 13-3 | - | 1-1 | 2-0 | 2-0 | - | 1-1 | - | 2-0 | 2-0 | - | - | - | 2-0 | - | 1-1 |
| 1996-97 | 3-13 | - | 0-2 | 0-2 | 1-1 | - | 0-2 | - | 0-2 | 1-1 | - | - | - | 1-1 | - | 0-2 |
| 1997-98 | 6-10 | - | 1-1 | 0-2 | 1-1 | - | 0-2 | - | 0-2 | 0-2 | - | - | - | 2-0 | - | 2-0 |
| 1998-99 | 6-10 | - | 1-1 | 0-2 | 1-1 | - | 0-2 | - | 1-1 | 0-2 | - | - | - | 2-0 | - | 1-1 |
| 1999-00 | 5-11 | - | 1-1 | 0-2 | 1-1 | - | 1-1 | - | 0-2 | 1-1 | - | - | - | 1-1 | - | 0-2 |
| 2000-01 | 8-8 | - | 2-0 | 0-2 | 1-1 | - | 1-1 | - | 0-2 | 1-1 | - | - | - | 2-0 | - | 1-1 |
| 2001-02 | 7-9 | - | 1-1 | 0-2 | 2-0 | - | 0-2 | - | 1-1 | 1-1 | - | - | - | 1-1 | - | 1-1 |
| 2002-03 | 7-9 | - | 1-1 | 0-2 | 1-1 | - | 1-1 | - | 1-1 | 1-1 | - | - | - | 2-0 | - | 0-2 |
| 2003-04 | 9-7 | - | 2-0 | 1-1 | 1-1 | - | 2-0 | - | 1-1 | 0-2 | - | - | - | 1-1 | - | 1-1 |
| 2004-05 | 8-8 | - | 2-0 | 0-1 | 2-0 | - | 0-1 | 2-0 | 1-0 | 0-2 | - | - | - | 1-0 | 1-0 | 1-1 |
| 2005-06 | 4-12 | 1-1 | 0-2 | 0-1 | 0-1 | - | 0-1 | 0-1 | 0-1 | 1-1 | - | - | - | 1-0 | 0-1 | 1-1 |
| 2006-07 | 8-8 | 1-0 | 1-1 | 1-1 | 2-0 | - | 0-1 | 0-1 | 1-1 | 1-0 | - | - | - | 0-1 | 0-1 | 1-1 |
| 2007-08 | 7-9 | 1-0 | 1-1 | 0-1 | 0-1 | - | 0-1 | 0-2 | 0-1 | 1-0 | - | - | - | 1-1 | 1-1 | 2-0 |
| 2008-09 | 2-14 | 0-2 | 0-2 | 0-1 | 0-1 | - | 0-2 | 1-0 | 0-1 | 0-2 | - | - | - | 0-1 | 0-1 | 1-1 |
| 2009-10 | 7-9 | 1-0 | 1-1 | 1-1 | 0-2 | - | 0-1 | 0-1 | 1-0 | 1-0 | - | - | - | 0-1 | 0-1 | 1-1 |
| 2010-11 | 5-11 | 0-1 | 0-2 | 0-1 | 0-1 | - | 0-1 | 1-1 | 1-0 | 0-1 | - | - | - | 0-2 | 1-1 | 2-0 |
| 2011-12 | 4-12 | 1-1 | 0-2 | 0-1 | 0-1 | - | 1-1 | 0-1 | 0-1 | 1-1 | - | - | - | 0-1 | 0-1 | 1-1 |
| 2012-13 | 6-12 | 0-1 | 0-2 | 0-1 | 0-1 | - | 1-0 | 1-1 | 0-2 | 0-2 | - | - | - | 1-1 | 1-1 | 2-0 |
| 2013-14 | 6-12 | 2-0 | 0-2 | 0-2 | 0-1 | - | 0-1 | 0-1 | 0-1 | 0-1 | 1-1 | 0-1 | 1-0 | 0-1 | 1-0 | 1-0 |
| 2014-15 | 3-15 | 0-1 | 1-1 | 0-1 | 0-1 | 0-1 | - | 1-0 | 0-2 | 0-1 | 0-2 | 0-1 | 0-1 | 0-1 | 0-1 | 1-1 |
| 2015-16 | 8-10 | 1-0 | 1-1 | 0-1 | 1-0 | 0-2 | - | 0-1 | 0-1 | 1-0 | 1-1 | 1-1 | 0-1 | 1-0 | 0-1 | 1-0 |
| 2016-17 | 8-10 | 1-0 | 1-1 | 0-1 | 1-0 | 0-1 | - | 0-1 | 1-0 | 1-1 | 1-1 | 1-0 | 1-1 | 0-1 | 0-1 | 0-1 |
| 2017-18 | 6-12 | 0-1 | 0-2 | 0-1 | 0-1 | 0-1 | - | 1-0 | 0-1 | 1-0 | 1-1 | 1-0 | 1-0 | 0-2 | 0-1 | 1-1 |

RADIO/TV ROSTER



Brandon Alston
G • 6-5 • Sr. (Grad.)

4



Jose Alvarado
G • 6-0 • So.

10



James Banks
G • 6-8 • Jr.

1



Evan Cole
F • 6-9 • So.

3



Michael Devoe
G • 6-4 • Fr.

0



Abdoulaye Gueye
F • 6-9 • r-Sr.

34



Curtis Haywood II
G • 6-5 • So.

13



Evan Jester
F • 6-6 • Fr.

11



Khalid Moore
F • 6-6 • Fr.

12



Sylvester Ogbonda
F • 6-10 • r-Jr.

24



Shembari Phillips
G • 6-3 • r-Jr.

2



Malachi Rice
G • 6-0 • So.

55



Avi Schafer
C • 6-8 • So.

32



Kristian Sjolund
G • 6-7 • Fr.

35



Moses Wright
F • 6-9 • So.

5



Josh Pastner
Head Coach



Eric Reveno
Assistant Coach



Julian Swartz
Assistant Coach



Anthony Wilkins
Assistant Coach



Tyler Benson
Director of Operations



Mario West
Director of Player Personnel



Hayden Sheridan
Video Coordinator

GEORGIA TECH®

2018 - 2019 BASKETBALL SCHEDULE

#TOGETHERWESWARM

NOVEMBER

| | | | | |
|-------|------|---------------------------|-------|---------|
| 11/03 | SAT. | FLORIDA TECH (EXHIBITION) | ACCNE | 6:00 PM |
| 11/09 | FRI. | LAMAR | ACCNE | 7:30 PM |
| 11/13 | TUE. | AT TENNESSEE | ESPN2 | 9:00 PM |
| 11/16 | FRI. | EAST CAROLINA | ACCNE | 7:30 PM |
| 11/21 | WED. | TEXAS RIO GRANDE VALLEY | ACCNE | 7:30 PM |
| 11/23 | FRI. | PRAIRIE VIEW A&M | ACCNE | 4:00 PM |

(ACC/BIG TEN CHALLENGE)

| | | | | |
|-------|------|-----------------|-------|---------|
| 11/28 | WED. | AT NORTHWESTERN | ESPNU | 9:00 PM |
|-------|------|-----------------|-------|---------|

DECEMBER

(HOOPHALL MIAMI INVITATIONAL)

| | | | | |
|-------|------|-----------------------------|-------------|----------|
| 12/01 | SAT. | VS. ST. JOHN'S, MIAMI, FLA. | ESPNU | 12:00 PM |
| 12/09 | SUN. | FLORIDA A&M | ACCNE | 2:00 PM |
| 12/17 | MON. | GARDNER-WEBB | ACCNE | 7:30 PM |
| 12/19 | WED. | AT ARKANSAS | SEC NETWORK | 9:00 PM |
| 12/22 | SAT. | GEORGIA | ESPNU | 12:00 PM |
| 12/28 | FRI. | KENNESAW STATE | ACCNE | 4:00 PM |

JANUARY

| | | | | |
|------|------|----------------|---------------|----------|
| 1/02 | WED. | USC UPSTATE | ACCNE | 7:30 PM |
| 1/05 | SAT. | WAKE FOREST | RSN | 2:00 PM |
| 1/09 | WED. | VIRGINIA TECH | RSN | 7:00 PM |
| 1/12 | SAT. | AT SYRACUSE | ESPN OR ESPN2 | 6:00 PM |
| 1/16 | WED. | AT CLEMSON | RSN | 9:00 PM |
| 1/19 | SAT. | LOUISVILLE | RAYCOM | 4:00 PM |
| 1/22 | TUE. | NOTRE DAME | RSN | 7:00 PM |
| 1/26 | SAT. | AT DUKE | RAYCOM | 12:00 PM |
| 1/29 | TUE. | NORTH CAROLINA | RSN | 7:00 PM |

FEBRUARY

| | | | | |
|------|------|------------------|----------------|----------|
| 2/02 | SAT. | AT FLORIDA STATE | RSN | 12:00 PM |
| 2/06 | WED. | CLEMSON | RSN | 7:00 PM |
| 2/10 | SUN. | AT NOTRE DAME | ESPNU | 6:00 PM |
| 2/13 | WED. | AT VIRGINIA TECH | RAYCOM | 8:00 PM |
| 2/16 | SAT. | FLORIDA STATE | RAYCOM | 2:00 PM |
| 2/20 | WED. | PITTSBURGH | RSN | 9:00 PM |
| 2/23 | SAT. | AT MIAMI | RSN | 2:00 PM |
| 2/27 | WED. | AT VIRGINIA | ESPN2 OR ESPNU | 7:00 PM |

MARCH

| | | | | |
|---------|-----------|-------------------------------------|-------------|---------|
| 3/03 | SUN. | BOSTON COLLEGE | ESPNU | 6:00 PM |
| 3/06 | WED. | AT NC STATE | RSN | 9:00 PM |
| 3/12-16 | TUE.-SAT. | ACC TOURNAMENT (CHARLOTTE, N.C.) | RAYCOM/ESPN | |

AWAY

HOME

