

2013

GEORGIA TECH

BRANDON THOMAS
Senior Outfielder

BUCK FARMER
Senior Pitcher

HEAD COACH DANNY HALL
20th Season at Georgia Tech

CLAY DALTON
Senior Pitcher

SAM DOVE
Senior Infielder



BASEBALL
2012 ACC CHAMPIONS



GEORGIA TECH BASEBALL: EIGHT ACC CHAMPIONSHIPS, AND COUNTING...

2013 GEORGIA TECH BASEBALL



GENERAL INFORMATION



TABLE OF CONTENTS

Media Information	2
Quick Facts	3
Roster & Pronunciations	3
Season Preview	4-7
Radio/TV Roster	8

THE PLAYERS

Seniors	9-12
Juniors	13-23
Sophomores	24-31
Freshmen	32-34
Player Surveys	35
Player Personality Grid	36-37

COACHES & STAFF

Head Coach Danny Hall	38-40
Assistant Coaches & Staff	41-46
Administration	47-48

YEAR IN REVIEW

2012 Recap	49
2012 Game-by-Game Results	50
2012 Final Statistics	51-52

ACC, NCAA, CWS HISTORY

About the ACC	53
Georgia Tech in the ACC	54
Tech's ACC Tourney Linescores	55-58
Tech's NCAA Tourney Linescores	59-63
Tech's CWS Teams	64-69

RECORD BOOK

Tech's Major Leaguers	70-71
Tech in the Pros	72-73
Tech in the Draft	74-75
All-Americans/Honors/Awards	76-82
Hall of Fame/Retired Numbers	82
Coaches & Captains	83
Letterwinners	84-85
Tech's Top Players Stats	86-90
Batting Records	97-98
Pitching Records	99-104
Fielding Records	105
Last Time It Happened	106
Series History	107-113
2013 Opponents	114
Year-By-Year Results	115-124

MEDIA GUIDE CREDITS

Editing & Design: Mike DeGeorge
Cover Design: Aaron DeWall
Contributors: Wiley Ballard, Eliot Beckham, Becca Lally, Nolan Alexander, Carlton French, Mike Stamus, Dean Buchan, Mike Huff, Cheryl Watts, Nick Scherer, Richard Musterer
Photography: Head shots and team photo by Danny Karnik; Action photos by Rick Brozek, Pete Casabonne, Joe Cavanaugh, Scott Cunningham, David Gonzales, Mike Jula, Danny Karnik, Stanley Leary, Britt McAllister, Sam Morgan, Jerry Pillarelli, Jack Reimer, Brian Savage, Rob Skinner
Printing: Bennett Graphics of Tucker, Ga. Thanks to Robert Worley



Media Information

MEDIA SERVICES

The 2013 Georgia Tech Baseball Yearbook is published primarily as a source of information for members of the media. Requests for additional information, interviews and photographs should be directed to Assistant Sports Information Director Mike DeGeorge.

Baseball releases, which include updated statistics, are available on a bi-weekly basis throughout the season. Fast and easy access to this information can be achieved by accessing the official Georgia Tech Athletics website, www.RamblinWreck.com. The Georgia Tech Sports Information Office will email weekly releases to members of the media.

RUSS CHANDLER STADIUM

Georgia Tech's home field is located on the corner of Fowler Street and Ferst Drive, with the entrances to the stadium along Ferst Drive.

Directions from the North (I-75): Follow I-75 South to Northside Drive/Howell Mill Road Exit. Follow exit to Northside Drive and turn right. Proceed to 10th Street (sixth light) and turn left. Follow 10th Street to Fowler Street (fifth light) and turn right. Stadium will be on the right.

Directions from the North (I-85): Follow I-85 South to North Avenue exit and turn right. Proceed to Techwood Drive (first light) and turn right. Follow Techwood Drive to Fifth Street (second light) and turn left. Stadium will be on the right.

Directions from the South: Follow I-75/I-85 North to 10th Street exit and turn left. Proceed to Fowler Street (second light), and turn left. Stadium will be on the right.

MEDIA CREDENTIALS

Media credentials will be issued only to working members of the media. Children and other non-workers are not allowed. Members of the media may claim credentials in the GT Ticket Office until four hours prior to each game (excluding weekends) before they are moved to media will-call at Russ Chandler Stadium.

Requests: Contact Mike DeGeorge at least one day prior to home game or series.

Media Will Call: Third base ticket booth, corner of Cherry Street and Ferst Drive.

Media Parking: A limited number of media parking spaces at various locations around Russ Chandler Stadium are available. Please include parking requests along with credential requests.

GEORGIA TECH ON THE AIR

Television: A number of home games will be aired on television this season, including CSS and as part of the ACC television package on RSN and ESPN/ESPN2/ESPN3.

Georgia Tech's 2013 television schedule was not finalized at press time, but up-to-date television details can be found at www.RamblinWreck.com.

Radio: All of Tech's baseball games will be aired on radio in 2013. WREK Radio (91.1 FM in Atlanta/www.wrek.org), the nation's only 100,000-watt college station, will serve as the flagship home for Georgia Tech baseball with Nolan Alexander (right) and Wade Rogers (left) calling a majority of the action.

Streaming Video: All of Tech's home games that are not televised will be webstreamed live at RamblinWreck.com.



Press Box: The Russ Chandler Stadium Press Box is located atop the grandstand behind home plate. It includes space for working members of the press, official and visiting scorers, the public address announcer and the scoreboard operator. Also located on the press level are two radio booths, a television booth, and eight luxury suites (two indoor, six outdoor). The Press Box is on the same level as the third base entry gate.

MEDIA INTERVIEWS

All interview requests for head coach Danny Hall or any Georgia Tech baseball player should be directed to Mike DeGeorge in the Sports Information Office.

Players and coaches are available to the media before and after practice or by appointment (for mornings and early afternoons). Interviews with coaches or players while the team is on the road can be arranged by contacting Mike DeGeorge via cell phone or email.

POSTGAME INTERVIEWS

Head coach Danny Hall is available to meet any working members of the press immediately following the game on the field at Russ Chandler Stadium. Due to space limitations in the locker room, all player interviews are also conducted on the field; media members are not permitted in the clubhouse area. Mike DeGeorge will coordinate all postgame interview requests for Georgia Tech.

Interviews with visiting team members can be done on the field, subject to the policy of the visiting team's sports information representative.

PHOTOGRAPHERS

Media credentials are required for all photographers and television media. All credentials not picked up at the Sports Information Office will be left at the ticket will-call window at the third base entrance of the stadium.

Photo wells are located at the far end of both dugouts, with space for both still and video cameras. Photographers are also permitted to shoot from the press level, but may not shoot from ground level between the two dugouts. Photographers are not permitted on the field at any time. Photographers may move from one photo well to the other by exiting the dugouts and walking along the concourse behind home plate.

PRESS BOX SERVICES

Updated cumulative statistics, game notes, scorecards and team rosters are available in the Press Box prior to each home game. A final box score will be distributed at the conclusion of each game.

An official scorer is assigned to all home games, and baseball SID Mike DeGeorge will keep the media informed of all scoring decisions, noteworthy facts and records.

INTERNET

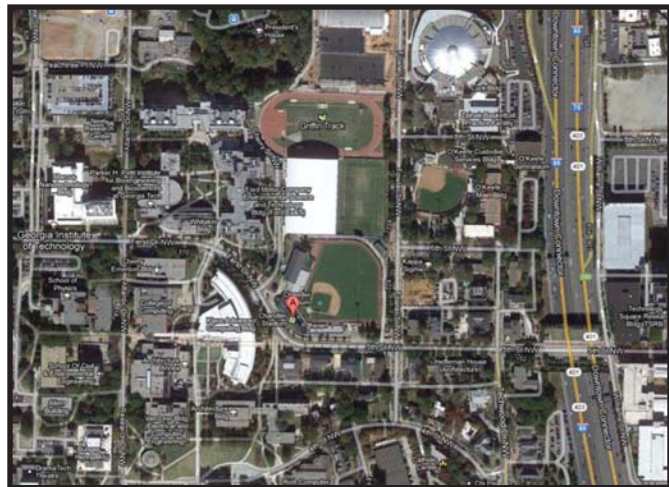
High-speed wireless internet is available in the Russ Chandler Stadium Press Box, including both radio booths and the television booth. There are also a limited number of DSL connections available in all four booths as well as phone lines for dial-up access.

RAMBLINWRECK.COM

The official website of Georgia Tech athletics is updated daily with the latest on Yellow Jacket sports.

It provides schedules, rosters, statistics and notes on every varsity team including bios on every student-athlete and coach.

Fans will also find video, photo galleries, feature stories, blocks, and regular columns.



Georgia Tech Sports Information

Phone: 404.894.5445

Fax: 404.894.1248

Web: Ramblinwreck.com

Twitter: twitter.com/GTathletics

Facebook: facebook.com/gtathletics

Mailing: 150 Bobby Dodd Way, NW
Atlanta, Ga., 30332-0455

Mike DeGeorge BASEBALL SID

O: 404.894.5467

C: 404.263.9478

Twitter: @MikeDeGeorge

Email:

mdegeorge@athletics.gatech.edu



Dean Buchan

Assistant Athletic Director

Sports: Football

Cell: 404.295.8703

Email: dbuchan@athletics.gatech.edu

Mike Stamus

Associate SID

Sports: Men's Basketball, Men's Golf,
Men's Tennis

Cell: 404.218.9723

Email: mstamus@athletics.gatech.edu

Mike DeGeorge

Assistant SID

Sports: Football, Baseball,

Swimming & Diving

Cell: 404.263.9478

Email: mdegeorge@athletics.gatech.edu

Marcus Dittmer

Assistant SID

Sports: Women's Basketball, Women's
Tennis

Cell: 712.490.8668

Email: mdittmer@athletics.gatech.edu

Lauren Rupert

Assistant SID

Sports: Volleyball, Softball, Track & Field,
Cross Country

Cell: 724.516.4577

Email: lrupert@athletics.gatech.edu

2013 Roster & Quick Facts



GENERAL INFORMATION

School	Georgia Institute of Technology
Location	Atlanta, Ga. 30332
Enrollment	21,000
Founded	1885
Nickname	Yellow Jackets, Rambling Wreck
Mascot	"Buzz" the Yellow Jacket
Official Colors	Old Gold and White
Conference	Atlantic Coast (since 1980)
Website	www.RamblinWreck.com
Twitter	@GT_Baseball

INSTITUTE INFORMATION

President	Dr. G.P. "Bud" * Peterson
Faculty Representative	Dr. Sue Ann Bidstrup Allen
Director of Athletics	Mike Bobinski
Athletic Department Phone	(404) 894-5400
Ticket Office Phone	(888) TECH-TIX

BASEBALL STAFF

Head Coach	Danny Hall
Alma Mater, Year	Miami, Ohio '77
Overall Record	1,025-492-1 (.676), 25 yrs
Record at School	817-375-1 (.685), 19 yrs
Office Phone	(404) 894-5471
Asst. Coach/Recruiting	Bryan Prince (6th year)
Alma Mater	Georgia Tech '05
Assistant Coach	Jason Howell (1st year)
Alma Mater	North Carolina '02
Volunteer Coach	Wally Crancer
Graduate Assistant Coach	Eddie Prasch
Director of Baseball Operations	Nick Scherer
Strength and Conditioning	Steve Tamborra
Trainer	Walter Smith

SPORTS INFORMATION

Asst. Director (Baseball SID)	Mike DeGeorge
Email	mdegeorge@athletics.gatech.edu
Office	(404) 894-5445
Cell	(404) 263-9478
Twitter	@MikeDeGeorge
Mailing Address	150 Bobby Dodd Way, N.W.
	Atlanta, Ga. 30332-0455

HISTORICAL INFORMATION

Record Since 1895	2,254-1,421-27 (.613)
At Russ Chandler Stadium	782-219 (.781)
ACC Championships	8
1985, 1986, 1987, 1988, 2000, 2003, 2005, 2012	
ACC Tournament Record	71-53 (.573)
NCAA Appearances	28
1959, 1971, 1985, 1986, 1987, 1988, 1989,	
1990, 1991, 1992, 1993, 1994, 1995, 1996,	
1997, 1998, 2000, 2001, 2002, 2003, 2004,	
2005, 2006, 2008, 2009, 2010, 2011, 2012	
NCAA Tournament Record	63-55 (.534)
NCAA Super Regionals	5
2000, 2002, 2004, 2005, 2006	
College World Series Appearances	3
1994 (2nd), 2002 (T-5th), 2006 (T-7th)	
College World Series Record	4-5

STADIUM INFORMATION

Name	Russ Chandler Stadium
Year Opened (Renovated)	1985 (2001)
Capacity	4,157
Dimensions	328-391-400-353-334
Fence Height	10 feet
Press Box Number	(404) 894-3167
Address	Fowler Street & Fifth Street
	Atlanta, Ga. 30332

2013 INFORMATION

Lettermen Return	23 (13 position, 10 pitchers)
Lettermen Lost	10 (7 position, 3 pitchers)
Starting Position Players Returning/Lost	7/1
Starting Pitchers Returning/Lost	4/0
Newcomers	12

2012 YEAR IN REVIEW

Overall Record	38-26
Home: 20-11; Away: 10-14; Neutral: 8-1	
ACC Record	12-18
Home: 6-9; Away: 6-9	
ACC Finish	4th, Coastal
ACC Tournament Champions (4-0)	
Postseason Play	NCAA Gainesville Regional
Final Ranking	RV (NCBWA)

GEORGIA TECH BASEBALL ROSTER

No.	Name	Pos.	B-T	Ht.	Wt.	Cl.	D.O.B.	Hometown (High School/College)
1	Dylan Dore	OF	R/R	5-10	162	Fr.	4/26/1994	Cumming, Ga./Johns Creek
2	Grant Wruble	C	R/R	6-1	182	Fr.	10/15/1993	Johns Creek, Ga./Chattahoochee
3	Matt Hyde **	SS/2B	R/R	5-11	188	Jr.	3/10/1992	Calhoun, Ga./Calhoun
4	Michael Hodorowski *	OF	R/R	5-11	187	So.	10/7/1992	Kennesaw, Ga./Harrison
5	Charles Sheffield *	OF/1B	R/R	6-4	217	So.	12/7/1992	Columbus, Ga./Columbus/IMG Academy
6	Brandon Thomas ***	OF	S/R	6-3	208	Sr.	2/27/1991	Atlanta, Ga./Pace Academy
8	Kyle Wren **	OF	L/L	5-10	172	Jr.	4/23/1991	Peachtree City, Ga./Landmark Christian
9	A.J. Murray *	C/1B	R/R	6-1	214	So.	4/4/1993	Westfield, N.J./Westfield
10	Zane Evans **	C/RHP	R/R	6-2	221	Jr.	11/29/1991	Roswell, Ga./Roswell
11	Sam Clay	LHP	L/L	6-3	195	Fr.	6/21/1993	Buford, Ga./Buford
12	Gregory Feinberg	C	R/R	5-10	156	Fr.	12/27/1993	Coral Springs, Fla./J.P. Taravella
13	Thomas Smith *	2B/SS	R/R	6-1	166	So.	12/30/1992	Fort Pierce, Fla./John Carroll
14	Matt Gonzalez	SS/3B	R/R	5-10	187	Fr.	11/30/1993	Acworth, Ga./Harrison
15	Clay Dalton ***	RHP	R/R	6-3	208	Fr.	2/27/1990	Kennesaw, Ga./North Cobb
16	Connor Lynch *	C	R/R	6-0	203	So.	12/17/1992	Marietta, Ga./Pope
20	Cole Miller	1B	R/R	6-4	229	Fr.	10/19/1993	Cave Spring, Ga./Darlington School
21	DeAndre Smelter **	RHP/OF	R/R	6-3	220	Jr.	12/3/1991	Macon, Ga./Tattnall Square Academy
22	Alex Cruz **	RHP/3B	R/R	6-1	212	Jr.	7/29/1992	Woodstock, Ga./Blessed Trinity Catholic
23	Will Young	IF	R/R	5-10	170	Fr.	12/23/1993	Arlington, Va./Yorktown
24	Joe Wiseman	RHP	R/R	6-4	243	Fr.	9/21/1993	Roswell, Ga./Pope
25	Matthew Grimes **	RHP	R/R	6-6	212	Jr.	9/4/1991	Hoschton, Ga./Mill Creek
26	Geoffrey Greenfader	LHP	R/L	6-0	162	Fr.	8/5/1994	Ocean Park, P.R./Saint John's
27	Jonathan Roberts **	RHP	R/R	6-3	208	Jr.	7/8/1991	Fayetteville, Ga./Landmark Christian
28	Dusty Isaacs **	RHP	R/R	6-1	192	Jr.	8/7/1991	Lebanon, Ohio/Lebanon
29	Mitch Earnest **	C	R/R	6-1	212	Jr.	10/14/1991	Atlanta, Ga./Lakeside
30	Buck Farmer ***	RHP	L/R	6-4	223	Fr.	2/20/1991	Conyers, Ga./Rockdale
31	Sam Dove ***	IF/OF	R/R	6-2	185	Sr.	11/27/1990	Brentwood, Tenn./Brentwood Academy
32	Daniel Palka **	1B/LHP/OF	L/L	6-2	234	Jr.	10/28/1991	Lyman, S.C./Greer
35	Daniel Spingola *	OF	L/L	6-1	178	So.	5/5/1993	Roswell, Ga./Marist
36	Cole Pitts *	RHP	R/R	6-5	232	So.	9/3/1992	Moultrie, Ga./Colquitt County
37	Josh Hedding *	RHP	R/R	6-4	216	So.	1/16/1993	Suwanee, Ga./Buford
38	Jared Jillson	RHP	R/R	6-1	212	Fr.	8/10/1993	Vero Beach, Fla./St. Edwards
39	Jonathan King	LHP	L/L	5-11	205	Fr.	4/9/1993	Murfreesboro, Tenn./Riverdale
41	Devin Stanton **	LHP	R/L	6-0	201	Jr.	1/7/1992	Lilburn, Ga./Wesleyan
42	Kyle Leach	RHP	R/R	6-1	163	Fr.	1/7/1994	Monroe, Ga./George Walton Academy

* Years on the roster

COACHING STAFF

Head Coach:	17 Danny Hall (Miami, Ohio '77), 20th year at Georgia Tech
Assistant Coach/Pitching:	34 Jason Howell (North Carolina '02), 1st year
Assistant Coach/Hitting:	18 Bryan Prince (Georgia Tech '05), 6th year
Volunteer Assistant Coach:	7 Wally Crancer (Georgia Tech '07), 2nd year
Graduate Assistant Coach:	19 Eddie Prasch, 1st year

SUPPORT STAFF

Director of Baseball Operations:	Nick Scherer (Georgia Tech, '07), 6th year
Trainer:	Walter Smith (Morris Brown, '72), 28th year
Strength & Conditioning:	Steve Tamborra (Florida State '94), 14th year
Managers:	Thomas Nichols, Nick Roth, Colby Wren

ROSTER BREAKDOWNS

BY STATE

Georgia (25)

Sam Clay	Buford
Alex Cruz	Woodstock
Clay Dalton	Kennesaw
Dylan Dore	Cumming
Mitch Earnest	Atlanta
Zane Evans	Roswell
Buck Farmer	Conyers
Matt Gonzalez	Acworth
Matthew Grimes	Hoschton
Josh Hedding	Suwanee
Michael Hodorowski	Kennesaw
Matt Hyde	Calhoun
Kyle Leach	Monroe
Cannon Lynch	Marietta
Cole Miller	Cave Spring
Cole Pitts	Moultrie
Jonathan Roberts	Fayetteville
Charles Sheffield	Columbus
DeAndre Smelter	Macon
Daniel Spingola	Roswell
Devin Stanton	Lilburn
Brandon Thomas	Atlanta
Joe Wiseman	Roswell
Kyle Wren	Peachtree City
Grant Wruble	Johns Creek

Florida (3)

Gregory Feinberg	Coral Springs
Jared Jillson	Vero Beach
Thomas Smith	Ft. Pierce

Tennessee (2)

Sam Dove	Brentwood
Jonathan King	Murfreesboro

New Jersey (1)

A.J. Murray	Westfield
-------------	-----------

Ohio (1)

Dusty Isaacs	Lebanon
--------------	---------

South Carolina (1)

Daniel Palka	Lyman
--------------	-------

Virginia (1)

Will Young	Arlington
------------	-----------

Puerto Rico (1)

Geoffrey Greenfader	Ocean Park
---------------------	------------

PRONUNCIATION GUIDE

Dylan Dore	Door
Matt Hyde	hide
Daniel Palka	PAUL-cuh
Grant Wruble	Ruble

BY CLASS

Seniors (4)

Dalton, Dove, Farmer, Thomas

Juniors (11)

Cruz, Earnest, Evans, Grimes, Hyde, Isaacs, Palka, Roberts, Smelter, Stanton, Wren
--

Sophomores (8)

Hedding, Hodorowski, Lynch, Murray, Pitts, Sheffield, Smith, Spingola

Freshmen (12)

Clay, Dore, Feinberg, Gonzalez, Greenfader, Jillson, King, Leah, Miller, Wiseman, Wruble, Young



2013 Preseason Notebook

LOOKING BACK

» Georgia Tech, which captured the Atlantic Coast Conference tournament title for the eighth time, finished the 2012 season 38-26 overall, 12-18 in ACC play.

» Tech reached an NCAA Regional for the 28th time in the program's history, and for the 26th time in the last 28 seasons. The Jackets finished the runner-up in the Gainesville Regional to overall No. 1-seed Florida.

» Tech's ACC Tournament championship in 2012 came on the heels of a 2011 season that saw the Yellow Jackets claim the ACC's regular-season crown.

» The 2012 season saw head coach Danny Hall achieve a pair of noteworthy career milestones, winning his 800th career game at Tech and the 1,000th in his overall head-coaching career.

» Tech had four players garner All-ACC honors, with OF Brandon Thomas and RHP Buck Farmer on the first team, while DH Daniel Palka and 1B Jake Davies made the second team.

» Davies, who was named the ACC Tournament Most Valuable Player, also garnered Honorable Mention All-America honors along with RHP Alex Cruz.

LOOKING FORWARD

» Georgia Tech returns 23 letterwinners (10 starters) for the 2013 season, including Preseason All-America picks Brandon Thomas (senior OF) and Buck Farmer (senior RHP). Both were First Team All-ACC picks last season.

» The Jackets have all but one starting position player returning and welcome back every pitcher that contributed significant innings down the stretch.

» Farmer is expected to hold down the No. 1 spot in the rotation, with junior RHP Dusty Isaacs and sophomore RHP Cole Pitts -- the same rotation Tech used for much of the 2012 season.

» Junior Zane Evans is among the nation's top multi-purpose players. The Roswell, Ga. native is Tech's top returning catcher, who hit 295 last year and was among the ACC's leaders with seven saves as the closer.

» There may be no bigger power threat in the ACC than junior Daniel Palka. The lefty, who competed in the 2012 TD Ameritrade College Home Run Derby, has mashed 24 home runs in his first two seasons.

» Across the diamond, Tech will look similar to 2012 with Thomas and Kyle Wren in the outfield, Matt Hyde and Thomas Smith up the middle in the infield and Evans catching. Freshman Matt Gonzalez, who was drafted in the 11th round but chose Tech, could win the starting job at third base -- a move that would bump senior Sam Dove to the outfield and Daniel Palka to first base.

» Following an impressive fall season, sophomore AJ Murray is expected to be starting at either first base or as the designated hitter. Sophomore Daniel Spingola and freshman Dylan Dore also give Tech options in the outfield.

» Behind Farmer, Isaacs and Pitts in the starting rotation, freshman LHP Jonathan King was strong in the fall and continues to compete for a starting spot, along with sophomore righty Josh Hedding.

» With seven saves in 2012, Evans is expected to anchor Tech's bullpen as the closer, and junior Alex Cruz (1.83 ERA, 8-3 in 2012) being the bridge to Evans. Junior righty Jonathan Roberts was strong in the fall and should compete for more impactful innings in 2013.

» Tech was void of lefty options in the bullpen in 2012, but that will change in 2013 with King, fellow freshman southpaw Sam Clay and the return of junior Devin Stanton, who missed all but one game last season with an injury. Stanton underwent Tommy John surgery and the expectations are for him to return to game action by March.

» As Evans' role increases in the bullpen, Tech will lean more heavily on junior Mitch Earnest and sophomore Connor Lynch to handle catching duties.

A MODEL OF SUCCESS

» The Yellow Jackets have played in the NCAA Tournament every year since 1985, with the exception of the 1999 and 2007 seasons, and made its 28th postseason appearance all time last year.

» Since 2002, Tech has appeared in 10 Regionals, three Super Regionals and two College World Series (2002 and 2006).

» Prior to its recent streak, Georgia Tech had participated in the



NCAA playoffs just twice, in 1959 and 1971, with an additional play-in tournament appearance in 1948.

» Georgia Tech made its first trip to the College World Series in 1994, advancing to the championship game before falling to Oklahoma, 13-5.

» Under Danny Hall, Tech is averaging 43.0 wins per season, a figure that ranks 10th nationally since the 1994 season.

MOST NCAA REGIONAL APPEARANCES (LAST 28 YEARS)

Florida State	28
Miami	28
GEORGIA TECH	26
LSU	25

TECH'S ACC CHAMPIONSHIP RUN

» With its eighth ACC tournament title, and first since 2005, Tech moved closer to tying Clemson for the ACC lead of nine baseball titles.

» Tech earned the final spot in the ACC tournament on the last day of the regular season, then became the first-ever No. 8-seed to beat a No. 1-seed in ACC Tournament history (5-4 win over FSU), posted the most lopsided win by an eighth-seed in tournament history (17-5 win over UVA), became just third-ever eighth-seed to reach the title game (5-1 win over Clemson), and then became the first-ever eighth-seed to win it all (8-5 win over Miami).

» The Jackets improved to 71-53 all-time in ACC tournament play, and 8-3 in title games (4-1 in title games under head coach Danny Hall).

» Over the five days in Greensboro, the Jackets defeated four teams that they were a combined 3-9 against in the regular season.

» Tech became the first-ever No. 8-seed to win the ACC title, after eight-seeded Wake Forest (2007) and NC State (2001) lost in the title game.

» It marked the fourth time since the ACC tournament went to the pool play format in 2007 that a team has gone undefeated in the championship -- Miami in 2008 and Virginia in 2009 and 2011 -- the previous three reached the College World Series.

» Tech posted a 12-18 record in ACC regular-season play, its first sub-.500 league mark since 1985. But the 1985 season produced the first of Tech's now eight ACC crowns.

» Jake Davies is the eighth Tech player to earn ACC tournament MVP honors, joining Tyler Greene (2005), Brian Burks (2003), Jason

Basil (2000), Ty Griffin (1988), Todd Shiver (1987), Jeff Distasio (1986) and Scott Jordan (1985).

» Davies was joined on the All-Tournament squad by teammates, junior Brandon Thomas (LF), sophomore Zane Evans (C) and freshman Thomas Smith (2B).

ONE SEASON, TWO MILESTONE WINS FOR HALL

» Having spent his entire coaching career involved with winning programs, Danny Hall's tenure at Georgia Tech has been his most successful, as he is the all-time winningest baseball coach in Yellow Jacket history with a school-record 817 victories.

» Hall eclipsed two career milestones last season, winning his 800th game as Tech's head coach on April 14 versus Wake Forest, and posting his 1,000th career victory on March 16 versus Virginia Tech. He became just the 46th Division-I coach all-time to achieve 1,000 career wins.

» Hall enters his 20th season on the Flats ranked 13th among active Division-I coaches in winning percentage (.676), and 15th among active coaches in number of victories (1,025).

» He has led Tech to the NCAA Tournament on 17 occasions and guided the Yellow Jackets to the College World Series in 1994, 2002 and 2006, the only head coach in the program's storied history to reach the promised land of Omaha.

» Hall, 58, is 1,025-492-1 as a head coach, including six seasons at Kent State. At Tech, Hall's record is 817-375-1.



TECH DEEP ON EXPERIENCE

» After sporting one of the youngest rosters in the nation in 2011, Georgia Tech enters 2013 with what may be one of the most experienced and seasoned squads nationally.

» Of Tech's 35-man roster, there are four seniors, 11 juniors and six players on the team have each started 112 games or more.

» A pair of seniors -- Buck Farmer and Brandon Thomas -- bypassed high draft picks last season to return to the Flats for their final year of eligibility. Thomas was a fourth-round pick of the Pittsburgh Pirates and Farmer went in the 15th round to the Milwaukee Brewers.

» Draft-eligible sophomore Kyle Wren was selected in last year's 30th round by Cincinnati, but returns in 2013 for his junior campaign.

JACKETS' OFFENSE AT 2012 ACC TOURNAMENT

Stat	Tech	Next Best (Team)
Batting Avg.	.329	.292 (Virginia)
At Bats	140	129 (Miami)
Runs	35	18 (Miami)
Hits	46	28 (Miami)
Doubles	13	7 (Miami)
Home Runs	7	4 (Miami)
Walks	19	16 (Virginia)

INDIVIDUAL HIGHLIGHTS

Evans: .444, 8/18, 3 2B, 1 HR, 10 RBI
Davies: .438, 7/16, 1 2B, 4 HR, 11 RBI
Dove: .385, 1 2B, 1 3B, 5 R, 4 BB
Smith: .333, 1 2B, 1 RBI
Hyde: .267, 1 2B, 2 HR, 6 RBI
Thomas: .250, 7 BB, 8 R, 2 2B, 3 RBI
Lynch: .500, 4/8, 2 2B, 3 R, 1 RBI

TOP POSITION PLAYERS RETURNING

2012 Stats													Career Stats												
Player	B-T	Year	GP	GS	AVG	AB	R	H	2B	3B	HR	RBI	GP	GS	AVG	AB	R	H	2B	3B	HR	RBI			
Brandon Thomas (OF)	L-L	Sr.	56	56	.360	211	57	76	15	5	5	44	151	140	.322	500	104	161	31	10	8	86			
Sam Dove (OF)	R-R	Sr.	64	64	.340	253	54	86	15	1	3	30	132	112	.327	434	88	142	22	2	3	48			
Daniel Palka (OF/1B)	L-L	Jr.	64	64	.303	238	44	72	19	2	12	47	127	124	.300	470	85	141	37	5	24	99			
Thomas Smith (2B)	R-R	So.	39	39	.302	126	18	38	6	0	0	12	39	39	.302	126	18	38	6	0	0	12			
Zane Evans (C)	R-R	Jr.	59	59	.295	224	34	66	17	1	4	51	117	117	.282	450	68	127	31	1	9	97			
Matt Hyde (SS)	R-R	Jr.	62	62	.266	214	36	57	11	0	7	33	125	125	.271	443	75	120	24	1	11	80			
Kyle Wren (OF)	L-L	Jr.	62	62	.256	258	56	66	10	6	2	22	125	125	.298	523	113	156	21	13	3	54			

TOP POSITION PLAYERS LOST

2012 Stats													Career Stats												
Player	B-T	Year	GP	GS	AVG	AB	R	H	2B	3B	HR	RBI	GP	GS	AVG	AB	R	H	2B	3B	HR	RBI			
Jake Davies (1B)	L-L	--	63	62	.326	239	53	78	11	0	14	73	152	123	.327	498	86	163	25	1	20	113			



FARMER

BASEBALL AMERICA TAPS TECH AS DRAFT DEADLINE "WINNER"

» With Brandon Thomas, Buck Farmer and Kyle Wren turning down the professional ranks after being drafted last summer, Georgia Tech was listed along with UCLA, Stanford and Vanderbilt as "winners" at the draft deadline by Baseball America.

» Farmer's return gives the Yellow Jackets their Friday starting pitcher back for the first time since Deck McGuire in 2010. McGuire was the Friday starter as a sophomore in 2009 and returned to that role in 2010.

TECH NAMED MOST VALUABLE PROGRAM

» Georgia Tech, and head coach Danny Hall, were been named the 2012 Most Valuable Program by the National Alliance of College Summer Baseball (NACSB), which was announced at the American Baseball Coaches Association annual meetings.

» The award is intended to recognize one college or university coach each year that has had the greatest impact on advancing the goals and objectives of the NACSB. In 2012, a total of 763 programs (3083 players) were considered for the award.

PRESEASON ACC COACHES POLL

» Georgia Tech was picked second in the Coastal Division behind North Carolina; in the preseason poll of the league's 12 head coaches.

» NC State was the preseason pick to win both the Atlantic Division, and the overall league title.

TECH CRACKS PRESEASON TOP 25 FOR 20TH TIME UNDER HALL

» Georgia Tech has been ranked in the preseason Top 25 by at least one of the major polls (Baseball America, Collegiate Baseball, USA Today/Baseball Weekly) in each of Danny Hall's 20 seasons as the Yellow Jackets' skipper.

» After finishing last season outside of the Top 25 in all four major polls, Tech debuts this year at 16th by Baseball America, 17th by Collegiate, and 21st in both the National Collegiate Baseball Writers and the USA Today/ESPN Coaches poll.

» Danny Hall will once again serve on the voting panel of the 31 Division-I coaches that select the USA Today/ESPN Coaches poll.

JASON HOWELL NAMED PITCHING COACH

» Head coach Danny Hall announced in July that former UNC Wilmington assistant coach Jason Howell has been named to the same position with the reigning ACC Champion Yellow Jackets.

» The highly-regarded Howell, 33, who played and coached at the University of North Carolina and was a four-year pitcher in the pros,

spent the previous five years as the Seahawks' pitching coach. Under Howell's direction, UNCW was one of the leading pitching staffs in the Colonial Athletic Association and reached the NCAA Regionals in 2012 for the first time since 2008.

» Tech's coaching staff also includes former Yellow Jacket players Bryan Prince, who's entering his sixth season as assistant coach and recruiting coordinator, and Wally Crancer, who's entering his second year as the volunteer coach.

CAPTAINS NAMED

» Georgia Tech named its 2013 captains -- Buck Farmer and Sam Dove. Both Farmer and Dove are in their second year in the role.

"W's" BACK IN THE ROTATION

» Tech welcomes back three of its regular weekend starting pitchers from last season, a trio of Buck Farmer, Cole Pitts and Dusty Isaacs that combined for a 20-12 win-loss record in 2012.

» First Team All-ACC performer Buck Farmer went 8-4, with Tech's Rookie of the Year Cole Pitts and sophomore Dusty Isaacs each posting 6-4 records.

» The 20 wins returning from Tech's weekend staff is the third-most nationally.

MOST WINS BY RETURNING WEEKEND STARTERS	
Florida State	25
Louisville	22
North Carolina	22
Georgia Tech	20
Saint Louis	20

CLOSE CALLS

» Tech's final seven games of the regular season were each decided by two runs or less, and the Jackets were 2-5 in those games. But Tech held leads in three of the five narrow setbacks.

» On the season, Tech finished 9-7 in one-run games (6-5 in ACC play) and 5-4 in two-run games (1-3 in ACC play).

» 25 of Georgia Tech's 64 games last season (39 percent) were decided by two runs or less.


PALKA, HYDE LEAD WAREHAM TO CAPE COD TITLE

» Less than four months after winning an ACC championship, Georgia Tech teammates Daniel Palka and Matt Hyde played key roles in leading the Wareham Golems to the 2012 Cape Cod Baseball League title.

» Palka and Hyde's championship with Wareham capped a title-filled summer for Tech's baseball program, which also saw four other Yellow Jackets win a championship in the Valley Baseball League, and a number of incoming freshmen play on the East Cobb Yankees' Perfect Game national championship squad.

» For the summer, Hyde hit .281 with 26 RBI in 44 games. Palka hit .272 with 11 home runs (tied for third in the league) and 35 RBI (tied for fifth).

» It also marked the second-consecutive season a Yellow Jacket claimed a Cape Cod Baseball League championship as former Jacket - and MVP of the 2012 ACC Championship - Jake Davies played on the Harwich Mariners' 2011 CCBL title team.



HYDE

PALKA

2013 SCHEDULE

Feb. 15	Akron	4 p.m.
Feb. 16	Akron	2 p.m.
Feb. 17	Akron	1 p.m.
Feb. 19	Georgia State	4 p.m.
Feb. 22	St. John's	ESPN3 4 p.m.
Feb. 23	St. John's	ESPN3 2 p.m.
Feb. 24	St. John's	1 p.m.
Feb. 26	at Georgia Southern	6 p.m.
Feb. 27	at Georgia Southern	6 p.m.
Mar. 1	Rutgers	ESPN3 6 p.m.
Mar. 2	Rutgers	4 p.m.
Mar. 3	Rutgers	1 p.m.
Mar. 5	Mercer	6 p.m.
Mar. 8	at Virginia Tech *	5:30 p.m.
Mar. 9	at Virginia Tech *	2 p.m.
Mar. 10	at Virginia Tech *	1 p.m.
Mar. 15	Boston College *	6 p.m.
Mar. 16	Boston College *	4 p.m.
Mar. 17	Boston College *	1 p.m.
Mar. 19	Georgia Southern	ESPN3 6 p.m.
Mar. 22	at Florida State *	ESPN3 6 p.m.
Mar. 23	at Florida State *	ESPN3 6 p.m.
Mar. 24	at Florida State *	ESPN3 1 p.m.
Mar. 26	The Citadel	4 p.m.
Mar. 29	Wake Forest *	ESPN3 6 p.m.
Mar. 30	Wake Forest *	ESPN3 4 p.m.
Mar. 31	Wake Forest *	ESPN3 1 p.m.
Apr. 2	at Mercer	6 p.m.
Apr. 3	Kennesaw State	6 p.m.
Apr. 5	at Duke *	6 p.m.
Apr. 6	at Duke *	1 p.m.
Apr. 7	at Duke *	1 p.m.
Apr. 9	at Georgia	CSS 7 p.m.
Apr. 12	Virginia *	ESPN3 7 p.m.
Apr. 13	Virginia *	RSN 1 p.m.
Apr. 14	Virginia *	CSS 1 p.m.
Apr. 16	Savannah State	6 p.m.
Apr. 19	North Carolina State *	ESPN3 7 p.m.
Apr. 20	North Carolina State *	ESPN3 6 p.m.
Apr. 21	North Carolina State *	ESPN3 1 p.m.
Apr. 23	vs. Georgia (Turner Field)	FS-South 7 p.m.
Apr. 26	at Clemson *	CSS 7:30 p.m.
Apr. 27	at Clemson *	ESPN3 6:30 p.m.
Apr. 28	at Clemson *	ESPN3 1 p.m.
May 3	Coastal Carolina	ESPN3 7 p.m.
May 4	Coastal Carolina	ESPN3 6 p.m.
May 5	Coastal Carolina	ESPN3 1 p.m.
May 7	at Ohio State	BTN 7:05 p.m.
May 8	at Ohio State	6:35 p.m.
May 10	North Carolina *	ESPN3 7 p.m.
May 11	North Carolina *	ESPN3 6 p.m.
May 12	North Carolina *	ESPN3 1 p.m.
May 14	Georgia	CSS 7 p.m.
May 16	at Miami *	CSS 7 p.m.
May 17	at Miami *	CSS 7 p.m.
May 18	at Miami *	CSS 1 p.m.
May 22-26	ACC Tournament (Durham, N.C.)	
June 1-4	NCAA Regionals (Campus Sites)	
June 7-10	NCAA Super Regionals (Campus Sites)	
June 15-26	College World Series (Omaha, Neb.)	

NOTES

Times/TV subject to change; All times Eastern; * ACC game

TOP PITCHERS RETURNING

Player	Pos	Year	2012 Stats													Career Stats												
			ERA	W-L	GP	GS	CG	SHO	SV	IP	H	ER	BB	K	ERA	W-L	GP	GS	CG	SHO	SV	IP	H	ER	BB	K		
Alex Cruz (RP)	RHP	Jr.	1.83	8-3	30	1	0	0	2	73.2	46	15	23	47	1.83	8-3	30	1	0	0	2	73.2	46	15	23	47		
Buck Farmer (SP)	RHP	Sr.	3.54	8-4	16	16	1	1	0	106.2	100	42	37	115	3.27	24-8	51	35	3	1	0	267.0	234	97	86	265		
Cole Pitts (SP)	RHP	So.	4.50	6-4	19	13	0	0	1	78.0	98	39	35	60	4.50	6-4	19	13	0	0	1	78.0	98	39	35	60		
Dusty Isaacs (SP)	RHP	Jr.	6.55	6-4	18	11	0	0	0	66.0	71	48	38	46	5.19	7-5	43	12	0	0	0	102.1	100	59	51	86		
Zane Evans (RP)	RHP	Jr.	3.68	0-1	19	1	0	0	7	36.2	31	15	8	34	3.68	0-1	19	1	0	0	7	36.2	31	15	8	34		
Josh Hedding (SP)	RHP	So.	6.39	3-4	23	7	0	0	0	50.2	55	36	32	39	6.39	3-4	23	7	0	0	0	50.2	55	36	32	39		
Devin Stanton (RP)	LHP	Jr.	27.00	0-0	1	0	0	0	0	0.1	1	1	2	1	4.32	1-0	19	0	0	0	0	8.1	6	4	5	9		

TOP PITCHERS LOST

		2012 Stats														Career Stats													
Player	Pos	Year	ERA	W-L	GP	GS	CG	SHO	SV	IP	H	ER	BB	K	ERA	W-L	GP	GS	CG	SHO	SV	IP	H	ER	BB	K			
Luke Bard (RP)	RHP	--	0.99	1-0	11	3	0	0	2	27.1	20	3	6	26	3.47	3-2	55	5	0	0	12	103.2	91	40	39	97			
Jake Davies (SP)	LHP	--	6.61	1-4	14	5	0	0	0	31.1	37	23	18	21	4.80	6-4	59	5	0	0	0	75.0	76	40	40	56			



2013 Preseason Notebook

FOUR JACKETS EARN ACC ALL-CONFERENCE HONORS

» Junior RHP Buck Farmer and junior LF Brandon Thomas were named first team All-ACC last season, while sophomore RF Daniel Palka and senior 1B Jake Davies earned second team honors. Both Davies and Farmer were second-team honorees in 2011, while Thomas and Palka earned their first career postseason awards.

» The Yellow Jackets have garnered 83 All-ACC honors (40 first-team honors) since Danny Hall took the helm in 1994, which is the second-most in the league behind Florida State over that span.

» Last year was the fifth consecutive season that a Yellow Jacket starting pitcher has earned All-ACC mention -- Mark Pope, Jed Bradley and Farmer in 2011, Bradley and Deck McGuire in 2010, McGuire in 2009 and David Duncan in 2008.

THOMAS NAMED ACADEMIC ALL-AMERICA

» Brandon Thomas was named to the Capital One Academic All-America second team in 2012, marking the fourth straight year a Yellow Jacket has earned the honor.

» Former shortstop Derek Dietrich was an Academic All-American in 2009 and 2010, and Jacob Esch was named in 2011.

» Both Thomas and Sam Dove earned Capital One Academic All-District mention last season as well.

FARMER IS CLUTCH IN THE CLUTCH

» In his eight career starts versus ACC opponents ranked in the Top 25, senior Buck Farmer has pitched to a 2.95 ERA and a 3-2 record -- that includes a pair of wins last season at No. 6 North Carolina when he allowed two runs and six hits in seven innings, and a win over No. 1 Florida State (six innings, three runs, six strikeouts) at the ACC Tournament.

» In postseason play, Farmer owns a 2-2 record in four career starts with a 3.53 ERA and 28 strikeouts in 28.0 innings -- that includes a pair of ACC Tournament starts against FSU in 2011 and 2012, and a complete-game gem with five hits, two runs and nine strikeouts to beat Austin Peay in the 2011 NCAA Atlanta Regional.



2013 TEAM PHOTO

Row 4 (Back): Cole Pitts, Matthew Grimes, Josh Hedding, Cole Miller, Jonathan Roberts, Clay Dalton, Daniel Palka, Brandon Thomas, Sam Clay, DeAndre Smelter, Charles Sheffield.
Row 3: Mott Hyde, Devin Stanton, A.J. Murray, Alex Cruz, Dusty Isaacs, Mitch Earnest, Daniel Spingola, Jared Jilson, Kyle Leach, Zane Evans, Joe Wiseman, Walter Smith (trainer).
Row 2: Nick Roth (manager), Steve Tambora (strength coach), Wally Crancer (volunteer assistant coach), Bryan Prince (assistant coach), Sam Dove (captain), Danny Hall (head coach), Buck Farmer (captain), Jason Howell (assistant coach), Eddie Prosch (graduate assistant coach), Nick Scherer (director of baseball operations), Thomas Nichols (manager).
Row 1 (Front): Dylan Dare, Kyle Wren, Gregory Fineberg, Matt Gonzalez, Will Young, Thomas Smith, Michael Hodorowski, Connor Lynch, Jonathan King, Geoffrey Greenfader, Grant Wruble.

season finale, as Tech beat No. 21 Miami, 2-1, to clinch an ACC Tournament spot.

» Four of his five game-winning RBI came in the final 45 days of the 2012 season.


UNLIKELY CONTRIBUTIONS

» Two very key contributions to the Yellow Jackets came last season from the most unlikely of sources -- a back-up sophomore third baseman and a walk-on freshman middle infielder.

» But sophomore Alex Cruz emerged as one of the ACC's top shutdown men from the bullpen and earned honorable mention All-America honors, while freshman Thomas Smith started the final 39 games at second base, hit .302 and was named to the ACC All-Tournament Team.

» For having never pitched in college before, Cruz's numbers last year were even more eye-popping: a team-high 30 appearances (73.2 innings), 8-3 record, two saves and a 1.83 ERA that ranked second in the ACC and 10th nationally.

» Smith was an unrecruited walk-on, who the coaching staff had planned to redshirt. But injuries and inconsistent play caused head coach Danny Hall to shake things up. Smith was inserted to the lineup and on March 28th and never gave his spot back.



PALKA'S WALK-OFF HR VERSUS CLEMSON

THE PALKA SHIFT

» Daniel Palka hit at a .310 clip over Georgia Tech's final 34 games, and more patience at the plate is paid off for the 2012 second team All-ACC honoree.

» After striking out 28 times against six walks over the first 30 games of the season, Palka had just 21 strikeouts, to go with 11 walks in the last 34 games, with an on-base percentage of .390 in that span.


» He also authored some late-game magic: In the series-opener versus Clemson, Palka's two-run double during a three-run ninth inning allowed Tech to rally for the tie, and his solo home run to lead off the 13th inning was a walk-off game winner.

» In the series finale versus Charlotte, Palka recorded his third career walk-off hit with a two-out, 11th-inning single that scored Sam Dove in a 6-5 win.

» His sixth-inning home run was the difference in the regular-



CRUZ



SMITH

THE DEFENSIVE DIFFERENCE

» The Yellow Jackets fielded .968 and turned 32 double plays over the final 34 games last season, after posting a fielding percentage of just .954 over the season's first 30 games.

» Much of the turnaround defensively can be traced to stability in the infield as Thomas Smith (2B), Mott Hyde (SS) and Sam Dove (3B) started every one of the last 39 games in the same position, after Tech used eight different combinations over the first 25 games.

» Tech turned 32 of its 57 double plays over the last 34 games, with nine being played error-free, and 16 others as one-error games. Of the first 30 games, 16 were multi-error games.

EVERYWHERE EVANS

» Junior Zane Evans, who was on the watch list for the John Olerud Two-Way Player of the Year Award in 2012 and a Freshman All-America in 2011, has linked his name to two of Georgia Tech's all-time greats.

» As a rookie, Evans hit .270 with five homers and became Tech's first everyday freshman starting catcher since Jason Varitek in 1991.

» His role expanded last season, handling both the starting catching duties and holding down Tech's closer spot. Evans hit .295 with 17 doubles, four homers and locked up saves (seventh-most in a single-season at Tech).

» Expected to be Tech's closer again in 2013, Evans' college career seems to be following a similar path as current Baltimore Orioles' catcher Matt Wieters, who in three seasons at Tech, was a career .359 hitter with 35 homers and collected a 3.83 ERA and 16 saves (tied for sixth on Tech's career list).

100 RBI CHASE

» Four Georgia Tech players enter the 2013 season chasing 100 career RBI -- Daniel Palka (99), Zane Evans (97), Brandon Thomas (86) and Mott Hyde (80).

» Should they eclipse the 100-career RBI mark, it would mark the first time since the 2006 season that three or more active Tech players on the same team each had at least 100 career RBI.

» The four in 2006 were Steven Blackwood (221), Wes Hodges (150), Matt Wieters (139) and Jeff Kindel (111).

RUSS CHANDLER STADIUM: THE HOME OF GEORGIA TECH BASEBALL



Affectionately known as the "Rusty C," a new era in Russ Chandler Stadium began in 2002 with a \$9.7 million reconstruction of the facility. The current facility seats 4,157 with room for future expansion.

Featuring one of the nation's premier playing surfaces, a video scoreboard, incredible views of the Atlanta skyline, suites, indoor hitting cages, clubhouse, weight room and training facilities, Russ Chandler Stadium is among the nation's best college venues.

The stadium was originally built in 1985, in time for Tech to host the ACC Tournament. It has been the site of 11 NCAA Regionals and in the summer of 1996, Russ Chandler Stadium served as an official training site for the Centennial Olympic Games.

Year	Overall	Home
1985	42-19	33-10
1986	45-23	24-11
1987	51-14	33-7
1988	45-24	28-9
1989	38-26	26-7
1990	46-25	38-5
1991	42-26	28-10
1992	45-19	32-2
1993	47-14	25-8
1994	50-17	29-5
1995	38-22	26-6
1996	40-24	25-9
1997	46-15	29-5
1998	41-22	27-10
1999	38-20	25-6
2000	50-16	31-8
2001	41-18	26-7
2002	52-16	36-4
2003	44-18	24-9
2004	44-21	26-14
2005	45-19	29-11
2006	50-18	34-5
2007	32-25	21-10

Year	Overall	Home
2008	41-21	26-8
2009	38-19-1	24-8-1
2010	47-15	31-6
2011	42-21	26-10
2012	38-26	20-11

Overall: 1,218-562-1
At Home: 782-221-1



Q&A With Coach Hall

has caught before. That means guys like Connor Lynch and Mitch Earnest are going to have to step up and handle the bulk of the catching. Those are things we've got to work out in the three weeks leading up to our first game, and we'll probably juggle some things around in the early non-conference games to get set up for the ACC season.

ON THE DEPTH IN THE OUTFIELD...

» "We have a lot of competition right now. I haven't even mentioned Daniel Spingola yet, but I think he's a good player. One of the other freshmen, Dylan Dare, is a guy that could help us. It's a good problem to have. But if there's a place we're thin, it's in the infield. I'm concerned about that, if someone goes down, that we don't have a lot of depth there."

ON THE ACC...


» "It's a grind. It's just week in and week out you're going to have to come ready to play. You see a team like Wake last year that showed up to the ACC Tournament and played very well. Virginia Tech is always going to be solid. It's just every weekend you have to come ready to play. And if you do, you've got a chance to have some success. If you don't, you have a year like we had last year where we finished eighth. Staying healthy is a huge factor. You've already seen and heard some injuries to key teams across college baseball, and you just hope it doesn't happen, but it can play a major factor."

COMPOSITE PRESEASON TOP 25

FROM COLLEGE BASEBALL INSIDER.COM

Team (2012)	BA	CB	NC	PG	USA	Comp	Last
1 Arkansas (46-22)	3	1	1	2	1	8	3
2 N. Carolina (46-16)	1	2	2	1	4	10	17
3 Vanderbilt (35-28)	2	3	4	3	8	20	NR
4 LSU (47-18)	10	4	3	5	3	25	10
5 UCLA (48-16)	12	5	5	6	2	30	5
6 Stanford (41-18)	9	9	7	4	7	36	13
7 S. Carolina (49-20)	7	7	6	11	5	36	2
8 Oregon (46-19)	15	6	8	10	6	45	11
9 Oregon St. (40-20)	6	10	10	8	14	48	NR
10 NC State (43-20)	8	11	9	9	11	48	12
11 Kentucky (45-18)	11	8	12	13	15	59	20
12 Miss. St. (40-24)	5	13	16	16	18	68	NR
13 TCU (40-22)	14	15	13	14	12	68	16
14 Florida (47-20)	17	24	15	7	13	76	6
15 Florida St. (50-17)	20	19	11	17	9	76	4
16 Louisville (38-18)	4	22	19	15	25	85	NR
17 Oklahoma (42-25)	19	14	17	20	16	86	14
18 GA TECH (38-26)	16	17	21	12	21	87	NR
19 Arizona (48-17)	24	18	14	22	10	88	1
20 San Diego (40-17)	25	12	20	18	18	93	NR

BA-Baseball America poll; CB-Collegiate Baseball poll; NC-National Collegiate Baseball Writers Association poll; PG-Perfect Game poll; USA-USA Today/ESPN Coaches poll; Composite-Sum of rankings; Last rank-Last week's composite ranking



ON THE PITCHING STAFF...

» "I saw a lot of guys in the fall that can help us. Buck Farmer will stay where he's at, obviously, but Dusty Isaacs has put himself in a position to be a starter and Cole Pitts as well. Josh Hedding is better, and the guy that probably had the best fall of anyone is Jonathan Roberts. You throw in two or three of the freshmen, and all told, I think we have a lot of candidates to certainly pitch as a starter. We're in good shape. It's too bad to see (Matt) Grimes go down, but the good thing we've had the fall to adjust at the beginning to the season instead of having to do it during the season."

ON THE PROGRESS OF DEVIN STANTON...

» "He's progressed very well and we anticipate getting him back sometime in March. He's been throwing some bullpens and his arm looks great. He's worked extremely hard in his rehab. We're hoping by March to see him back."

ON WHETHER ALEX CRUZ'S ROLE CHANGES...

» "Probably keep him in that same role. We could, if we had to adjust and put him as a starting pitcher, but I think he can impact three or four games a week if I use him out of the bullpen as opposed to one game a week if he's a starter."

ON THE ROTATION BEHIND FARMER...

» "If we started today it would definitely be Dusty Isaacs Saturday and Cole Pitts on Sunday, but we don't start today. I tell our team every year the year that Mark Pope ended up being our Tuesday (midweek starter), he was at this time penciled in to the weekend rotation. Then Jed Bradley beat him out. We put Mark in the midweek and Jed on the weekend, and it ended up working out. Things could change, but both those guys (Dusty and Cole), threw the ball really well this fall."

ON THE LINEUP...

» "We're definitely trying to find someone to play first base for sure -- we've got AJ. Murray over there who had a tremendous fall swinging the bat, and you've got Daniel Palka there. We're also trying to see what we can do with Sam Dove. We have a freshman infielder in Matt Gonzalez, who is very good, and needs to play. The question becomes where do we slide Dove? If we slide him to the outfield, that might slide Palka into the infield. Zane Evans may have a different role as well. I really like him closing games. If we decide that's what we try and do, he may catch less than he



EVANS

WINNINGEST COLLEGE BASEBALL TEAMS SINCE 1994: COACH HALL'S FIRST YEAR AT TECH

Team	1994	1995	1996	1997	1998	1999	2000	2001	2002	2003	2004	2005	2006	2007	2008	2009	2010	2011	2012	Total	Avg.
Florida State	53	53	52	50	53	57	53	47	60	54	45	53	44	49	54	45	48	46	50	966	50.8
Wichita State	45	53	54	51	56	59	44	42	47	49	49	51	46	53	48	30	41	39	35	892	46.9
Rice	34	43	42	47	46	59	43	47	52	58	46	45	57	56	47	43	40	42	41	888	46.7
Fullerton	47	57	45	39	47	50	38	48	37	50	47	46	50	38	41	47	46	41	36	850	44.7
Miami	49	48	50	51	51	50	41	53	34	45	50	41	42	37	53	38	43	38	36	850	44.7
Clemson	57	54	51	41	43	42	51	41	54	39	39	43	53	41	31	44	45	43	35	847	44.6
LSU	46	47	52	57	48	41	52	44	44	45	46	40	35	29	49	56	41	36	47	855	45.0
Texas	43	44	39	29	23	36	46	36	57	50	58	56	41	46	39	50	50	49	30	822	43.3
South Carolina	35	32	25	33	44	35	56	49	57	45	53	41	41	46	40	40	54	55	49	830	43.7
GEORGIA TECH	50	38	40	46	41	38	50	41	52	44	44	45	50	32	41	38	47	42	38	817	43.0
Arizona State	45	34	35	39	41	39	44	37	37	54	41	42	37	49	49	51	52	43	36	805	42.4
North Carolina	34	39	33	29	42	41	46	31	43	42	43	41	54	57	54	48	38	51	46	812	42.7
Tulane	41	32	43	40	48	48	38	56	36	44	41	56	43	34	39	34	32	31	38	774	40.7
Stanford	36	40	41	45	42	50	50	51	47	51	46	34	33	28	41	30	31	35	41	772	40.6
Florida	40	32	50	40	46	31	44	35	46	37	43	48	28	29	34	42	47	53	47	772	40.6
Alabama	21	42	50	56	46	53	41	32	51	38	29	40	44	31	35	37	42	35	21	744	39.2
Notre Dame	46	40	44	41	41	43	46	49	50	45	51	38	45	28	33	36	22	23	31	752	39.6
Oklahoma State	49	46	45	46	40	46	36	42	37	34	38	34	41	42	44	34	29	35	32	750	39.5
Oral Roberts	30	21	32	26	45	46	49	48	48	41	50	42	41	40	48	38	36	39	38	753	39.6
Texas A&M	31	44	37	39	46	52	23	33	35	45	42	30	25	48	46	37	43	47	43	746	39.3


Radio/TV Roster



#1 **Dylan Dore**
OF · R/R · 5-10 · 162 · Fr.
Cumming, Ga./Johns Creek



#2 **Grant Wruble**
C · R/R · 6-1 · 182 · Fr.
Johns Creek, Ga./Chattahoochee



#3 **Mott Hyde**
SS/2B · R-R · 5-11 · 188 · Jr.
Calhoun, Ga./Calhoun




#4 **Michael Hodorowski**
OF · R-R · 5-11 · 187 · So.
Kennesaw, Ga./Harrison



#5 **Charles Sheffield**
OF/1B · R-R · 6-4 · 217 · So.
Columbus, Ga./IMG Academy



#6 **Brandon Thomas**
OF · S-R · 6-3 · 208 · Sr.
Atlanta, Ga./Pace Academy



#8 **Kyle Wren**
CF · L-L · 5-10 · 172 · Jr.
Peachtree City, Ga./Landmark Christian




#9 **A.J. Murray**
C/1B · R-R · 6-1 · 214 · So.
Westfield, NJ./Westfield




#10 **Zane Evans**
C/RHP · R-R · 6-2 · 221 · Jr.
Roswell, Ga./Roswell



#11 **Sam Clay**
LHP · L-L · 6-3 · 195 · Fr.
Buford, Ga./Buford



#12 **Gregory Fineberg**
C · R-R · 5-10 · 156 · Fr.
Coral Springs, Fla./J.P. Taravella




#13 **Thomas Smith**
2B/SS · R-R · 6-1 · 166 · So.
Ft. Pierce, Fla./John Carroll



#14 **Matt Gonzalez**
3B/SS · R-R · 5-10 · 187 · Fr.
Acworth, Ga./Harrison



#15 **Clay Dalton**
RHP · R-R · 6-3 · 208 · Sr.
Kennesaw, Ga./North Cobb




#16 **Connor Lynch**
C · R-R · 6-0 · 203 · So.
Marietta, Ga./Pope



#20 **Cole Miller**
1B · R-R · 6-4 · 229 · Fr.
Cave Spring, Ga./Darlington School




#21 **DeAndre Smelter**
RHP/OF · R-R · 6-3 · 220 · Jr.
Macon, Ga./Tattnall Square Acad.



#22 **Alex Cruz**
RHP/3B · R-R · 6-1 · 212 · Jr.
Woodstock, Ga./Blessed Trinity




#23 **Will Young**
IF · R-R · 5-10 · 170 · Fr.
Arlington, Va./Yorktown




#24 **Joe Wiseman**
RHP · R-R · 6-4 · 243 · Fr.
Roswell, Ga./Pope




#25 **Matthew Grimes**
RHP · R-R · 6-6 · 212 · Jr.
Hoschton, Ga./Mill Creek




#26 **Geoffrey Greenfader**
LHP · R-L · 6-0 · 162 · Fr.
Ocean Park, P.R./Saint John's



#27 **Jonathan Roberts**
RHP · R-R · 6-3 · 208 · Jr.
Fayetteville, Ga./Landmark Christian




#28 **Dusty Issacs**
RHP · R-R · 6-1 · 192 · Jr.
Lebanon, Ohio/Lebanon



#29 **Mitch Earnest**
C · R-R · 6-1 · 212 · Jr.
Atlanta, Ga./Lakeside



#30 **Buck Farmer**
RHP · L-R · 6-4 · 223 · Fr.
Conyers, Ga./Rockdale




#31 **Sam Dove**
INF/OF · R-R · 6-2 · 185 · Sr.
Brentwood, Tenn./Brentwood Acad.




#32 **Daniel Palka**
LHP/1B/OF · L-L · 6-2 · 234 · Jr.
Lyman, S.C./Greer




#35 **Daniel Spingola**
OF · L-L · 6-1 · 178 · So.
Roswell, Ga./Marist




#36 **Cole Pitts**
RHP · R-R · 6-5 · 232 · So.
Molotrie, Ga./Colquitt County




#37 **Josh Hedding**
RHP · R-R · 6-4 · 216 · So.
Suwanee, Ga./Buford



#38 **Jared Jillson**
RHP · R-R · 6-1 · 212 · Fr.
Vero Beach, Fla./St. Edwards



#39 **Jonathan King**
LHP · L-L · 5-11 · 205 · Fr.
Murfreesboro, Tenn./Riverdale



#41 **Devin Stanton**
LHP · R-L · 6-0 · 201 · Jr.
Lilburn, Ga./Wesleyan



#42 **Kyle Leach**
RHP · R-R · 6-1 · 163 · Fr.
Monroe, Ga./George Walton Acad.



#17 HEAD COACH **Danny Hall**
20th Season at Georgia Tech
26th Overall (Miami, Ohio '77)



CLAYDALTON

15



Class
Senior

Hometown
Kennesaw, Ga.

High School
North Cobb

Height
6-3

Weight
208

Position
RHP

Birthdate
12/27/1990

Bats-Throws
R-R

AWARDS & HONORS

2011 ACC Academic Honor Roll

SCOUTING REPORT

A strike-thrower that moves very quick on the mound ... Could serve as a role guy out of the bullpen.

2010

Made 16 appearances all in relief for the Jackets... Logged 25.0 innings and pitched to a 5.40 ERA... Made his season debut with a scoreless ninth inning and two strikeouts in the 12-4 win over Ohio State (2/24)... Fired an inning of late-game relief to preserve the lead in a 6-3 win over Rutgers in the series finale (3/4)... Pitched a then-career-long 3.0 innings at NC State (3/10) and allowed three hits, a run, no walks and one strikeout... Surpassed his previous career-long appearance with 3.2 innings at Boston College (3/23)... Pitched 2.1 innings vs. No. 1 Florida State (4/7) and allowed one unearned run... Combined with Buck Farmer and Daniel Palka for a 9-0 shutout of Charlotte (5/5)... Pitched 1.2 scoreless innings and allowed just one hit with two strikeouts versus No. 21 Miami (5/18)... Worked 2.1 perfect innings with a strikeout versus No. 1 Florida in the NCAA Gainesville Regional (6/3).

2011

Made 14 relief appearances and allowed just one earned run in 11.1 innings of work... Opened his college career by not allowing an earned run in 15.1 innings (dating back to 2010) before yielding one on May 26 versus NC State in the ACC Tournament... Struck out two in an inning of work versus No. 23 St. John's... Scattered just five hits and recorded nine strikeouts in his relief work for the season.

**2010**

Made five relief appearances while not allowing any runs (0.00 ERA) ... Had five strikeouts in 6.0 innings ... Gave up just five hits (.182 opponent batting average) on the season ... Made his first career appearance against Xavier (2/27), allowing just one hit in 1.0 inning of relief ... Pitched a scoreless inning at Maryland (3/20) ... Retired the side in one inning of relief at North Carolina (3/28) ... Tossed a career-high 2.0 innings against Duke (4/2) ... Yielded one hit in one inning against Georgia Southern (4/21).

HIGH SCHOOL

Four-year letterwinner for baseball coach Tom Callahan at North Cobb High School ... Tabbed all-state by the Atlanta Journal-Constitution in 2007 and 2008 ... All-National team member in 2009 ... Rated a top-50 prospect and alternate on the 18-under USA baseball team in 2008 ... Posted a 4-2 record with a 2.90 ERA and 48 strikeouts in 34 innings as a senior ... Went 10-2 with a 2.10 ERA while fanning 89 batters in 2008 ... Struck out a career-high 15 batters against Woodstock High School in 2008 ... Guided North Cobb to the state semifinals in 2008 ... Member of the Warrior Athlete Leadership and Service Group at North Cobb.

PERSONAL

Full name is Samuel Clay Dalton, but goes by "Clay" ... Born Dec. 27, 1990 ... Son of Ken and Sheryl Dalton ... Majoring in management.

CAREER HIGHS

Innings pitched: 3.2, at Boston College, Mar 23, 2012

Walks allowed: 3, at Boston College, Mar 23, 2012 ; vs NC State, May 26, 2011

Strikeouts: 2, 10 times

Batters faced: 19, at Boston College, Mar 23, 2012

Field chances: 2, Virginia Tech, Mar 17, 2012

Putouts: 1, Virginia Tech, Mar 17, 2012 ; at Boston College, Mar 23, 2012 ; Miami, May 18, 2012

Assists: 1, Virginia, Apr 09, 2011 ; at NC State, Mar 10, 2012 ; Virginia Tech, Mar 17, 2012

Runners CS: 1, vs Florida State, May 28, 2011

CAREER STATISTICS


Year	ERA	W-L	App-GS	CG	SH	SV	IP	H	R	ER	BB	SO	B/Avg.	WP	HBP
2010	0.00	0-0	5-0	0	0	0	6.0	4	0	0	5	5	.182	1	1
2011	0.79	0-0	14-0	0	0	0	11.1	5	3	1	7	9	.139	0	2
2012	5.40	0-0	16-0	0	0	0	25.0	29	18	15	8	13	.296	2	1
TOTAL	3.40	0-0	35-0	0	0	0	42.1	38	21	16	20	27	.244	3	4



Senior Profiles

SAMDOVE

31



Class
Senior Captain

Hometown
Brentwood, Tenn.

High School
Brentwood Academy

Height
6-2

Weight
185

Position
IF/OF

Birthdate
11/27/90

Bats-Throws
R-R

AWARDS & HONORS

2012 Capital One Academic All-District... 2011 Academic All-ACC Team... 2011 ACC Academic Honor Roll... 2010 ACC Academic Honor Roll

SCOUTING REPORT

A hard-working, versatile player that earned a spot on the team after walking on in 2010... Won the starting left-field job in 2011, and held down the starting third-base position in 2012... Very good academically... Emerged as a leader in the club house and has served as captain in 2012 and 2013.

2012

Capital One Academic All-District selection... Was one of only two players to start every game... Made 52 starts at third base, with his other 12 coming at second base... Started the final 38 game consecutively at third... Hit a career-best 340 which was second on the team and eighth in the ACC... His 86 hits were a team high and the seventh-most in the ACC... Collected 15 doubles, a triple, three homers and 30 RBI... Team's most efficient bases-stealer with 12 steals in 13 attempts... Led the club with 25 multi-hit games... His 17-game mid-season hitting streak was the team's longest and he ended the season on a five-game hit streak... During his 17-game hitting streak: 30-for-71, three doubles, 12 RBI, two home runs, 10 multi-hit games... Went 7-for-10 (all singles) in the Ohio State series with three runs and two RBI... Recorded three multi-hit games in each game of the Rutgers series, including a 3-for-5 effort Friday and a 3-for-4 on Sunday... His three RBI Friday versus Rutgers were a career-high and they came on his first career home runs... Had at least a hit in every game of NC State series (5-for-12) and doubled three times with four runs, a walk and a stolen base... Went 2-for-4 with his second career home run in the Wagner win (M13)... Had four hits, scored five runs and doubled in each game of the Virginia Tech series...

Went 6-for-12 in the Boston College series with a double, two RBI and two runs... Extended his hitting streak to 17 games with an RBI double in the fifth inning versus Georgia Southern (3/28) - it stood as the eventual game-winning hit... Had 6 hits in series at No. 6 North Carolina, including three hits in finale (tied season high)... Had four hits and scored five runs in Charlotte series sweep -- scored the game-winning run in the 11th inning of Sunday's finale via Daniel Palka's two-out walk-off single... Hit .385 at the ACC Championship with five runs, four walks, an RBI, a double and three successful sac bunts... Made four highlight-reel plays at third base during the ACC Championship, including three-straight in the first inning of the Clemson win... Went 3-for-4, had an RBI and scored twice in the ACC title game win over Miami... Hit .375 (6-for-16) in the four games of the NCAA Gainesville Regional... Had two hits and matched his career-high of three runs scored in the NCAA opening win over College of Charleston... Homered versus No. 1 Florida.

2011

Named to the Academic All-ACC Team... Made 48 starts ... Became Tech's primary left fielder after winning the job on March 18th ... Batted .310 with six doubles and 18 RBI ... Was 6-of-7 in stolen base attempts ... Had 15 multi-hit games ... Did not make an error in 49 games in the outfield ... Had a career-long 11-game hit streak from March 16-April 2 ... Hit a triple in the second game of the season against Kent State (2/19) ... Had three hits in a game three times in 2011 -- at Miami (3/25), at Wake Forest (4/16), and at Mercer (4/19) ... Knocked in a season-high two runs at Georgia (3/22) ... Had four hits, three RBI, and three runs against Boston College on Saturday and Sunday (4/23-24) ... Had a career-best five hits in the second game of the series against No. 18 Clemson (4/30), going 5-for-5 with two RBI ... Went 2-for-3 with a double in a midweek loss to East Tennessee State (5/17) ... Had a hit in five of the last six games of the season, including a 2-for-3 outing against Austin Peay in the NCAA Atlanta Regional (6/3).

2010

Saw limited action ... Batted .300 with four runs and a double in 14 games ... Reached base safely in his first two plate appearances, grabbing his first career hit on a single against Missouri State (2/20) ... Went 1-for-1 with a single and a run scored while pinch-hitting at Maryland (3/20) ... Recorded his first career double while scoring a run against Georgia Southern (4/21).

HIGH SCHOOL

Three-year letterwinner for baseball head coach Buddy Alexander at Brentwood Academy ... Earned 2009 Louisville Slugger All-America Honorable Mention honors ... 2009 TBCA all-state and all-region ... 2008 TSWA all-state and TBCA all-region ... Helped Brentwood win back-to-back Div. II AA State Titles in 2008 and '09 ... Held a career batting average of .496 with 34 RBI and four home runs ... Also stole 29 bases ... The shortstop was named Mid-State MVP and all-region.

PERSONAL

Full name is Samuel Kerry Dove ... Born Nov. 27, 1990 ... Son of Kerry and Cindy Dove ... Has five relatives that played collegiate sports ... His great-uncle, Ben Fendley, is a Hall of Famer at Austin Peay State University (football and baseball, 1947-'50) ... Held a 4.0 GPA all four years of high school ... Majoring in materials science and engineering.

CAREER HIGHS

Hits: 5, at Clemson, Apr 30, 2011
Doubles: 1, 23 times
Triples: 1, Kent State, Feb 19, 2011 ; vs Virginia, May 25, 2012
Home runs: 1, at Florida, Jun 03, 2012 ; Rutgers, Mar 02, 2012 ; Wagner, Mar 13, 2012
Total bases: 6, Rutgers, Mar 02, 2012
RBI: 3, Rutgers, Mar 02, 2012
Runs scored: 3, vs Coll. of Charleston, Jun 01, 2012 ; Virginia Tech, Mar 16, 2012
Walks: 3, at Georgia Southern, Feb 22, 2012
At bats: 6, 4 times
Stolen bases: 1, 18 times
Field chances: 11, Ohio State, Feb 25, 2012
Putouts: 6, at Wake Forest, Apr 15, 2011 ; Ohio State, Feb 25, 2012
Assists: 6, at Georgia Southern, Feb 22, 2012

CAREER STATISTICS

Year	Avg	GP-GS	AB	R	H	2B	3B	HR	RBI	SLG%	BB	SO	OB%	SB-ATT	FLD%
2010	.300	14-0	10	4	3	1	0	0	0	.400	2	4	.533	0-0	.900
2011	.310	54-48	171	30	53	6	1	0	18	.357	20	34	.398	6-7	1.000
2012	.340	64-64	253	54	86	15	1	3	30	.443	30	47	.411	12-13	.907
TOTAL	.327	132-112	434	88	142	22	2	3	48	.408	52	85	.409	18-20	.932



BUCKFARMER



Class

Senior Captain

Hometown

Conyers, Ga

High School

Rockdale

Height

6-4

Weight

223

Position

RHP

Birthdate

2/20/91

Bats-Throws

L-R



Second Team, 2011

First Team, 2012

Atlanta, 46th Rd, '09
Milwaukee, 15th Rd, '12

AWARDS & HONORS

2013 Preseason All-America... 2012 All-ACC First Team... 2012 ABCA/Rawlings Second Team All-Region... 2012 Preseason All-America... 2011 All-ACC Second Team... 2010 Coastal Plain Summer League No. 2 Pro Prospect (Baseball America)

MLB DRAFT HISTORY

Drafted by Milwaukee in the 15th round of the 2012 MLB Draft but chose to return to Tech... Drafted by Atlanta in the 46th round of the 2009 MLB Draft Pick but elected to enroll at Georgia Tech

SCOUTING REPORT

Enters his senior season ranked 13th on Tech's all-time strikeouts list (265), 15th in career wins (24), 20th in career winning percentage (.750, 24-8) and 16th in career ERA (3.27)... A highly-touted pitcher coming off back-to-back All-ACC performances in 2011 and 2012... Has great size and is a tough competitor... Possesses a plus fastball and slider with a dominating changeup... Expected to hold down the Jackets' Friday spot for the second straight season.

2012

ABCA/Rawlings Second Team All-Region... First Team All-ACC... Was Tech's workhorse by logging a team-high 106.2 innings (third in the ACC)... Pitched to a 3.54 ERA... Allowed just 100 hits with 37 walks and 115 strikeouts (third-most in the ACC)... Was the ACC's only pitcher to fire a complete-game shutout with his 1-0 masterpiece versus Duke that earned him ACC Pitcher of the Week and College Sports Madness National Pitcher of the Week honors... Allowed just three hits, no walks with 11 strikeouts in the dominating performances over the Blue Devils as he out-duelled Marcus Stroman in arguably the ACC's best pitched game of the season... If you remove one game from Farmer's season (4.1 innings, 14 hits, 11 runs at Boston College), his season ERA drops to 2.73... Was on the wrong end of a 5-0 setback in Tech's 2012 opener vs. Kent State, although matching his career-high of nine strikeouts against just one walk in six innings... Fanned a career high 13 batters -- half the 26 he faced -- over six innings in a 12-4 win over Ohio State (2/24)... Gave Tech another strong start versus Rutgers (3/2), going seven innings, allowing six hits and two runs with nine strikeouts to win his second straight start... He won for the third straight time at NC State by going six innings with one earned run and six strikeouts... Won his fourth-consecutive start (second-longest streak in career), going seven innings and throwing a season-high 113 pitches in a 12-3 win over Virginia Tech (3/16) that clinched the 1,000th career win for head coach Danny Hall... Had his four-start winning streak snapped at Boston College (3/23)... Named ACC Pitcher of the Week on 4/3 after throwing the ACC's first complete-game shutout of the season versus Duke (3/31)... Followed up his Duke performance with another stellar effort by going eight innings and allowing just one run and five hits with eight strikeouts versus No. 2 Florida State (Tech fell 2-1 in 10 innings)... His 126 pitches thrown vs. FSU were a career-high... Farmer continued his career dominance over North Carolina (4/20), allowing six hits and two runs in seven innings, en route to an 11-4 win (Farmer shut out UNC last season and yielded just four hits in eight innings)... Tossed seven shutout innings with eight strikeouts vs. Charlotte (5/5) and combined with Clay Dalton and Daniel Palka for Tech's fourth shutout of the year and Farmer's third career combined shutout... Allowed five hits (four home runs) and five runs in a no-decision at No. 22 Virginia... Pitched a gem versus No. 21 Miami, allowing

just two hits and a run in six innings and turned a 4-1 lead over the bullpen -- was just as sharp on both sides of an 85-minute lightning delay that occurred after the third inning... Farmer gave the Jackets another quality start in the postseason, going six innings with five strikeouts and three runs allowed in a 5-4 win over No. 1 Florida State to open Tech's ACC Tournament title run... Facing a No. 1 team for the second straight start, he gave the Jackets a gem versus the top-ranked Florida Gators in the NCAA Gainesville Regional... Pitched seven innings, allowing seven hits and four runs with five strikeouts, but absorbed a tough 6-2 loss to the Gators.

2011

Second team All-ACC... Finished his dominating sophomore season at 11-3 in 16 starts as Tech's Sunday starter... Third in the rotation behind a pair of 2011 MLB draft picks - first-rounder Jed Bradley and fifth-rounder Mark Pope... Posted a 2.82 ERA, recorded a pair of complete games... Went 8-1 in conference play in 2011 with a 3.03 ERA and upped his ACC record to 11-1 in his career... The eight conference wins were the most by any pitcher in the league in 2011, while his 99.1 innings were the fourth-most in the league... Only 34 of his 47 runs allowed were earned... Ran a seven-game win streak from March 6-May 1... Made quality starts in nine of his 16 appearances... Opened the season by allowing no runs through 5.0 innings against Kent State but received little run support in the no decision (Feb. 20)... Picked up his first win of the year against Rutgers by fanning eight in six innings while giving up just a run on March 6... Fired 8.0 innings of shutout ball in the 6-2 win over Maryland on March 13... Moved down the Hurricanes with a season-high nine strikeouts in 8.0 innings while improving to 4-1 as the Yellow Jackets completed the sweep of Miami with a 3-1 win... Registered his fifth-straight win, allowing two earned runs over five innings at Duke on April 3... Earned sixth win of the season after seven strong innings with eight strikeouts and four earned runs in the 10-8 victory at No. 1 Virginia on April 10... Tossed his first career complete game (8.0 innings), scattering three runs on four hits in a loss to No. 18 Clemson on May 1... The setback ended a seven-game win streak for Farmer, and was his first career loss in conference play... Enjoyed his best career start to date, holding No. 9 North Carolina to just four hits in eight shutout innings on May 15... He combined with Luke Bard to hold UNC scoreless for the first time last season... Scattered three runs over seven innings against Virginia Tech for his 10th win of the season... Fell for just the third time after allowing three earned runs over six innings against No. 7 Florida State, fanning eight batters in the 4-2 loss in the ACC Tournament... His second career complete game was brilliant, keeping Georgia Tech alive in the NCAA Regional with a nine-inning, nine-strikeout effort to rout Austin Peay, 12-2... He scattered just five hits, allowed two runs (one earned) and gave up just one extra base hit in his first career NCAA postseason decision.

2010

Posted a 5-1 record and a 3.63 ERA in 19 appearances (three starts) ... Had 49 strikeouts in 520 innings, and held opponents to just a .209 batting average ... Went 3-0 against conference foes with relief wins over Wake Forest, No. 4 Virginia and Boston College ... Georgia Tech was 2-0 in his three starts ... Made two relief appearances of 6.0 or more innings ... Allowed just two earned runs (1.69 ERA) in his final three appearances (10.2 innings) of the season ... Did not record a decision in first career start on Feb. 23, striking out four in 5.0 innings against Georgia Southern ... Recorded his first career win in 4.0 innings of relief against Wake Forest (3/14), holding the Deacons to no runs on just two hits ... Improved to 2-0 in a midweek start (5.0 IP) against Mercer (3/24) ... Struck out a career-high six batters in 6.0 innings of emergency relief against No. 4 Virginia (4/10), holding the Cavaliers to just one run on four hits ... Pitched a scoreless eighth inning of relief in a setup appearance against No. 16 Clemson (4/17) ... Improved to 4-1 after holding Georgia Southern to just two runs (3.0 IP) in his third start of the season (4/21) ... Picked up the win after allowing just one hit in 2.2 innings of relief against Boston College (5/21) ... Pitched a shutout inning at the 2010 ACC Tournament against NC State (5/28) ... Tossed a career-high 7.0 innings of relief, striking out seven and allowing just two earned runs in the NCAA Regional final against Alabama (6/6) ... Did not issue any walks to the Crimson Tide.

HIGH SCHOOL

Four-year letterwinner and three-year captain under head coach Casey Martin at Rockdale County High School ... Tabbed All-State, All-District and All-Area all four years of high school (2006-2009) ... Posted a 2.02 ERA as a senior and 1.50 ERA as a junior ... Batted .468 at the plate in 2009 and .443 in 2008 ... Holds the Rockdale single-game knockout record with 22 against Dacula High School in 2008 ... Named MVP of the 2008 Connie Mack World Series ... Led his East Cobb Yankees team to the title ... 2008 MVP of the World Wood Bat Championships ... Participated in the Georgia North-South All-Star game.

PERSONAL

Full name is Samuel Kerry Dove ... Born Nov. 27, 1990 ... Son of Kerry and Cindy Dove ... Has five relatives that played collegiate sports ... His great-uncle, Ben Fendley, is a Hall of Famer at Austin Peay State University (football and baseball, 1947-'50) ... Held a 4.0 GPA all four years of high school ... Majoring in materials science and engineering.

CAREER HIGHS

Innings pitched: 9.0, at Austin Peay, Jun 05, 2011 ; Duke, Mar 31, 2012

Walks allowed: 5, vs Florida State, May 23, 2012

Strikeouts: 13, Ohio State, Feb 24, 2012

Batters faced: 37, at Austin Peay, Jun 05, 2011

Field chances: 5, at North Carolina, Apr 20, 2012

Putouts: 5, at North Carolina, Apr 20, 2012

Assists: 4, Virginia Tech, Mar 16, 2012

Runners CS: 2, Charlotte, May 05, 2012

CAREER STATISTICS

Year	ERA	W-L	App-GS	CG	SH	SV	IP	H	R	ER	BB	SO	B/Avg.	WP	HBP
2010	3.63	5-1	19-3	0	0	0	52.0	39	25	21	18	44	.204	5	6
2011	2.82	11-3	16-16	2	0	0	108.1	95	47	34	31	106	.235	3	7
2012	3.54	8-4	16-16	1	1	0	106.2	100	48	42	37	115	.248	6	10
TOTAL	3.27	24-8	51-35	3	1	0	267.0	234	120	97	86	265	.234	12	13



Senior Profiles

BRANDON THOMAS

6



Class
Senior

Hometown
Atlanta, Ga.

High School
Pace Academy

Height
6-3

Weight
208

Position
OF

Birthdate
2/7/91

Bats-Throws
S-R



Academic All-America,
2012



First Team, 2012



Colorado, 37th Rd., '09
Pittsburgh, 4th Rd., '12



AWARDS & HONORS

2012 First Team All-ACC... 2012 Second Team Capital One Academic All-America... 2012 First Team Capital One Academic All-District... 2012 ACC Academic Honor Roll... 2012 Gainesville Region All-Tournament Team... 2012 ACC All-Tournament Team... 2011 Academic All-ACC Team... 2011 ACC Academic Honor Roll... 2010 Florida Collegiate Summer League No. 1 Pro Prospect (Baseball America)... 2010 ACC Honor Roll

MLB DRAFT HISTORY

Drafted by the Pittsburgh Pirates in the 4th round (136th pick) of the 2012 MLB Draft but chose to return to Tech... Drafted by the Colorado Rockies in the 37th round of the 2009 MLB Draft, but elected to enroll at Georgia Tech

SCOUTING REPORT

A very talented and hard-working student-athlete... Five-tool player who was the Jackets' best positional prospect in 2012 and should be again in 2013... Has excellent speed and can hit from both sides of the plate... Played in the 2010 Florida Collegiate Summer League under former New York Mets World Series winning manager Davey Johnson.

2012

First Team All-ACC... Second Team Academic All-America... First Team Academic All-District... Named to NCAA Gainesville Region All-Tournament Team... Named to ACC All-Tournament Team... Played and started in 56 games... Posted career numbers in nearly every offensive category, and led the team in batting average (.360), walks (37) and on-base percentage (.481), while posting 15 doubles, five triples, five home runs, 44 RBI and 12 stolen bases... Ranked fourth in the ACC in batting average and was second in on-base percentage... His .351 average in ACC was third-best in the league... Reached base at least once in all but one game in 2012 and had a 48-game reached-base streak snapped late in the year... Had a flare for the dramatic, with two of his four game-winning RBI coming late in games: His RBI double versus Duke in the eighth with two outs was the game-winner as Buck Farmer pitched a complete-game, three-hitter in the 1-0 win; and he ripped an eighth-inning RBI single at No. 6 North Carolina that broke a 2-2 tie en route to Tech's 4-2 win... He also had another RBI double in the ninth inning versus No. 1 Florida State on April 6, that tied the game at 1-1 and forced extra innings (Tech lost 2-1 in 10 innings)... He returned from a seven-game absence (hamstring) against No. 21 Miami on May 17 (final weekend of the regular season) and homered in the series-opener to extend his reached-base streak to 48 consecutive games dating back to the final two games of 2011... Saw that incredible streak snapped with an O-for-5 the next night (that would stand as the only game in 2012 he did not reach base)... Was a career-best 5-for-5 with two doubles, two RBI and three runs in the series-opener versus Rutgers (March 2)... His five-hit game versus Rutgers tied for the ACC lead... During Tech's run to the ACC tournament title, he scored career-high four runs vs. Virginia, drew team-high seven walks in the tournament and led Tech with eight runs

scored... Two of his three hits in the ACC tournament were doubles and totaled three RBI... Went 4-for-4 with a homer, three RBI and two runs in Tech's NCAA Regional opener versus College of Charleston, on 8-4 win... Finished the Regional 7-for-15 (.467)... Totaled 24 multi-hit games on the season (second on the team) and recorded 12 multi-RBI games.

2011

Named to the Academic All-ACC Team... Hit a .307 clip with 12 doubles, two triples, six home runs and 29 RBI in 60 starts (60 games) ... Was 19-of-22 in stolen base attempts ... His 19 swipes led the team and ranked eighth in the ACC ... Had 16 multi-hit and 8 multi-RBI games ... Finished the season reaching base in nine-straight games ... Ran a career-long and team-best 13 game hit streak from Feb. 20 to March 12 ... Was 4-for-5 in a midweek series at Georgia Southern, scoring three runs in the two games (2/22-23) ... Had a two-RBI day with a key double to propel the Jackets to victory in the series opener against St. John's (2/26) ... In a Friday doubleheader vs. Rutgers, went 5-for-8 on the night with 4 RBI (3/4) ... Opened the Maryland series with a pair of two-hit games and finally saw his 13-game hit streak come to an end in the finale (3/11-13) ... Had two hits in four at-bats in two midweek games against Georgia Southern (3/15) ... Had just two hits against No. 1 Virginia (4/8-10), but his second home run of the season closed out the scoring for Tech in a 10-8 win in the finale ... Was 2-for-3 with a run scored in a 5-3 midweek win over Georgia (4/12) ... Went 3-for-3 with his second home run of the season in game two against Boston College (4/23) ... Was 2-for-3 with a double and two runs scored in Tech's 5-1 win over No. 18 Clemson on April 30 ... Led the team against Illinois-Chicago, going 7-for-12 (.583) with two doubles and four RBI in the non-conference series (5/7-9) ... Went 4-for-4 while hitting both doubles in the series finale (5/9) ... Batted .500 (5-for-10) in three games at the ACC Championships (5/25-28) ... Had a pair of hits including a double against NC State (5/26) and No. 7 Florida State (5/28).

2010

Played in 32 games and made 24 starts - 23 in left field and one at DH - Batted .262 with 18 runs, four doubles, three triples and 13 RBI ... Was 5-for-6 in stolen base attempts ... Went 2-for-2 in his first two career at-bats, after entering the game late in a 20-3 win over Missouri State (2/20) ... Had a pinch-hit single against Xavier (2/27) ... Made his first career start in the second game against Maryland, picking up two hits including his first career double (3/20) ... Started his first game in left field going 1-for-2 with three runs scored against Mercer (3/23) ... Was 2-for-3 with a double, triple and his first career RBI the next day against the Bears (3/24) ... Collected two hits and a career-high four RBI in a comeback win over No. 17 North Carolina in the series finale ... His two-RBI triple sparked a five-run ninth inning rally for the Jackets ... Had three hits, a triple and four RBI in the series against No. 16 Clemson (4/16-18).

HIGH SCHOOL

Four-year letterwinner at Pace Academy for head coach Charlie Owens ... Switch-hitting outfielder was named to the 2009 Baseball Clearinghouse National Team ... Two-time All-Region member ... Helped Pace win the 2007 (ABA State Championship) ... Named MVP of the state tournament ... 2007 and '08 Offensive Player of the Year for the East Cobb Yankees Club team ... hit .412 in '07 and .407 in '08 ... Also played guard on his high school basketball team.

PERSONAL

Full name is John Brandon Thomas ... Born Feb. 7, 1991 ... Son of John and Patti Thomas ... Nephew of Jim Thomas, an All-American and three-time tennis national champion at Stanford ... Enjoys playing the guitar in his free time ... Majoring in business administration.

CAREER HIGHS

Hits: 5, Rutgers, Mar 02, 2012
Doubles: 2, Rutgers, Mar 02, 2012 ; at Illinois-Chicago, May 09, 2011
Triples: 1, 10 times
Home runs: 1, 8 times
Total bases: 7, vs Coll. of Charleston, Jun 01, 2012 ; Southern Miss, Jun 04, 2011 ; Rutgers, Mar 02, 2012
RBI: 4, at Georgia Southern, Feb 22, 2012 ; at North Carolina, Mar 28, 2010
Runs scored: 4, vs Virginia, May 25, 2012
Walks: 3, 4 times
Hit by pitch: 2, vs Georgia, Apr 24, 2012 ; Ohio State, Feb 25, 2012 ; at NC State, Mar 09, 2012
At bats: 5, 21 times
Stolen bases: 2, 5 times
Field chances: 7, Florida State, Apr 08, 2012
Putouts: 5, 7 times
Assists: 1, 4 times

CAREER STATISTICS

Year	Avg	GP-GS	AB	R	H	2B	3B	HR	RBI	SLG%	BB	SO	OB%	SB-ATT	FLD%
2010	.262	32-24	84	18	22	4	3	0	13	.381	18	31	.385	5-6	1.000
2011	.307	63-60	205	29	63	12	2	3	29	.429	36	42	.417	19-22	.967
2012	.360	56-56	211	57	76	15	5	5	44	.550	37	43	.481	12-17	.974
TOTAL	.322	151-140	500	104	161	31	10	8	86	.472	91	116	.439	36-45	.974





ALEXCROUZ

22



Class

Junior

Hometown

Woodstock, Ga.

High School

Blessed Trinity Catholic

Height

6-1

Weight

212

Position

RHP/3B

Birthdate

7/29/92

Bats/Throws

R-R



**Honorable Mention
All-America, 2012**
(College Baseball Insider)



AWARDS & HONORS

2012 College Baseball Insider Honorable Mention All-America Team

SCOUTING REPORT

Emerging as one of the most effective late-game pitchers in the ACC in 2012... Very efficient and works quickly on the mound... A solid two-way player... Has the ability to play a variety of positions, including catcher.

2012

Named to College Baseball Insider Honorable Mention All-America Team... Led the team and was ninth in the ACC with 30 appearances on the mound... Made one start... Finished with an 8-3 record and two saves... Pitched to a 1.83 ERA, which ranked as the second-lowest ERA in the ACC and 10th in the NCAA... Opponents hit just .179 off him, which was also ranked second in the ACC... Allowed just 5.62 hits per nine innings (ranked fifth in the NCAA)... His WHIP of 0.94 ranked 12th in the nation... His eight wins were tied for third-most in the conference... Made his collegiate pitching debut with one scoreless inning vs. Kent State (2/17)... Struck out a career-high four batters in two innings of work in a win over Rutgers (3/2)... Went 2.0 hitless shutout innings to close out a win at NC State (3/9) with one walk and two strikeouts... Matched his career high of four strikeouts in two innings of work to close out a 12-3 victory over Virginia Tech (3/16), allowing Coach Danny Hall to win his 1,000th game... Doubled his previous career-long with a 4.2-inning appearance (no runs, no hits) against Duke (3/31) and finished off a two-hit shutout for his first career win and matched career high of four strikeouts... Worked five innings of one-hit ball at Wake Forest (4/14) with an unearned run and three strikeouts to pick up his second ACC win (third overall)... Fired two-hit ball over the final four shutout innings to get the win at No. 6 North Carolina (4/21) and help Tech clinch the key series... Worked

the final three innings vs. Georgia at Turner Field (A24) and registered his fifth win by allowing three hits, one run, no walks, with three strikeouts... Pitched 3.2 hitless, shutout innings vs. Clemson after relieving Buck Farmer with one out in ninth (Tech eventually won on a 13th-inning walk-off homer from Daniel Polka)... Recorded his sixth win vs. Charlotte (5/6), tossing 4.1 relief innings with two hits, two runs, no walks and two strikeouts... Fired 5.2 innings of three-hit, one-run relief at No. 22 Virginia (5/13) to earn the win... Recorded a pair of three-inning saves at the ACC Championship -- the first two saves of his career -- closing out the 5-4 win over No. 1 Florida State, and going three scoreless frames with two strikeouts to seal the 5-1 win over Clemson... His first career start was a pressure-packed elimination game in the NCAA Gainesville Regional versus College of Charleston, and he delivered with a dominating six-inning shutout in Tech's 3-0 win... It was a career-long outing for Cruz who allowed just two hits with three strikeouts as the Jackets advanced to the Regional title game versus Florida... Played error-free defensively on the season (28 chances) and was 1-for-11 at the plate with an RBI.

2011

Saw limited action in his rookie campaign... Played in 12 games and made four starts... Went 2-for-3 in his collegiate debut versus Kent State on Feb. 19... Had a hit and drove in a run in a March 19th win over NC State.

HIGH SCHOOL

Four-year letterwinner and one-year captain at Blessed Trinity for head coach Andy Harlin... Named to Under Armour All-America team in 2010... Named to the GHSA All-State team in 2010... Posted a .520 batting average with 11 home runs, 24 doubles and 52 RBIs... Four-time Fulton County Player of the Week... Played for East Cobb Braves program over the summer.

PERSONAL

Full name is Alexander Otoniel Cruz... Born July 29, 1992 in Hollywood, Fla... Son of Rafael and Lucrecia Cruz... Has four older siblings, Raphy, Linette, Christian and Luis... Also enjoys playing basketball and swimming... Majoring in management.

CAREER HIGHS

Innings pitched: 6.0, vs. Coll. of Charleston, Jun 03, 2012
Walks allowed: 2, 5 times
Strikeouts: 4, Rutgers, Mar 02, 2012 ; Virginia Tech, Mar 16, 2012 ; Duke, Mar 31, 2012
Batters faced: 21, vs. Coll. of Charleston, Jun 03, 2012
Field chances: 5, at Georgia Southern, Feb 23, 2011
Putouts: 3, Savannah State, May 10, 2011
Assists: 3, at NC State, Mar 11, 2012 ; Virginia Tech, Mar 18, 2012
Runners CS: 1, vs. Coll. of Charleston, Jun 03, 2012 ; Georgia Southern, Mar 27, 2012
Hits: 2, Kent State, Feb 19, 2011
Total bases: 2, Kent State, Feb 19, 2011
RBI: 1, at NC State, Mar 11, 2012 ; NC State, Mar 19, 2011
Walks: 1, at Winthrop, 02-18-12 ; at Winthrop, Feb 18, 2012
Hit by pitch: 1, Savannah State, May 10, 2011
Struck out: 2, Virginia Tech, Mar 18, 2012
Sac bunts: 1, at Winthrop, 02-18-12 ; at Winthrop, Feb 18, 2012
At bats: 4, at Georgia Southern, Feb 23, 2011

CAREER STATISTICS

Year	ERA	W-L	App-GS	CG	SH	SV	IP	H	R	ER	BB	SO	B/Avg.	WP	HBP
2011	Did not pitch														
2012	1.83	8-3	30-1	0	0	2	73.2	46	20	15	23	47	.179	5	12
TOTAL	1.83	8-3	30-1	0	0	2	73.2	46	20	15	23	47	.179	5	12

Year	Avg	GP-GS	AB	R	H	2B	3B	HR	RBI	SLG%	BB	SO	OB%	SB-ATT	FLD%
2011	.188	12-4	16	0	3	0	0	0	1	.188	0	5	.235	0-0	.895
2012	.091	7-2	11	0	1	0	0	0	1	.091	1	5	.167	0-0	1.000
TOTAL	.148	19-6	27	0	4	0	0	0	2	.148	1	10	.207	0-0	.957





Junior Profiles

MITCHEARNEST

29



Class
Junior

Hometown
Atlanta, Ga.

High School
Lakeside

Height
6-1

Weight
212

Position
C

Birthdate
10/14/91

Bats-Throws
R-R

AWARDS & HONORS
2012 ACC Academic Honor Roll

SCOUTING REPORT
A hard-working catcher that made the team as a walk-on in the fall of 2010... Has improved in each of the last two years and could compete for more time in 2013... Decided to attend Georgia Tech in 2010 just two weeks prior to move-in day.

2012
Saw action in 23 games and made nine starts at catcher... Hit .250 with four doubles and seven RBI. Solid defensive catcher with just one error in 111 chances... Had a monster opening weekend by hitting .571 (4-for-7) with a double, four RBI and a stolen base... Scored the eventual winning run in the seventh inning of 5-3 win at Winthrop (2/18)... Had a career-best three hits and two RBI in that game... Matched his career-high of two RBI at NC State (3/10) thanks to an RBI single and a sac fly... Walked and scored in the Sunday game of the NC State series... Was 1-for-2 with a walk as the starting catcher at Georgia (3/20) -- hit his third career double... Was 1-for-2 with a double and an RBI at No. 6 North Carolina (4/21)... Went 1-for-2 versus No. 1 Florida in the NCAA Gainesville Regional.

2011
Saw limited action as the third catcher on Georgia Tech's depth chart... Picked up his first collegiate hit, going 1-for-1 versus NC State on March 19... Earned his first start May 10 versus Savannah State.

HIGH SCHOOL
Three-year letterwinner at Lakeside High School under head coach Bill Newsome... Named Second Team All-County in Dekalb as a junior in 2009... Named All-County and All-State in 2010 after hitting .374 with 6 home runs and 32 RBI.

PERSONAL
Full name is Thomas Mitchell Earnest... Born Oct. 14, 1991 in Atlanta, Ga... Son of Tom and Terracer Earnest... Has a younger brother, Brad... Majoring in management.

CAREER HIGHS
Hits: 3, at Winthrop, 02-18-12 ; at Winthrop, Feb 18, 2012
Doubles: 1, 5 times
Total bases: 4, at Winthrop, 02-18-12 ; at Winthrop, Feb 18, 2012
RBI: 2, 5 times
Runs scored: 1, 6 times
Walks: 1, at NC State, Mar 11, 2012 ; at Georgia, Mar 20, 2012 ; at Boston College, Mar 24, 2012
At bats: 4, at Winthrop, 02-17-12 ; at Winthrop, Feb 17, 2012 ; Georgia Southern, Mar 27, 2012
Stolen bases: 1, at Winthrop, 02-18-12 ; at Winthrop, Feb 18, 2012
Field chances: 13, Florida State, Apr 08, 2012
Putouts: 12, Florida State, Apr 08, 2012
Assists: 3, at Winthrop, 02-17-12 ; at Winthrop, Feb 17, 2012
Runners CS: 1, 6 times

CAREER STATISTICS

Year	Avg	GP-GS	AB	R	H	2B	3B	HR	RBI	SLG%	BB	SO	OB%	SB-ATT	FLD%
2011	.143	9-1	7	0	1	0	0	0	0	.143	0	1	.143	0-0	1.000
2012	.250	23-9	40	4	10	4	0	0	7	.350	3	15	.283	1-1	.991
TOTAL	.234	32-10	47	4	11	4	0	0	7	.319	3	16	.264	1-1	.993





ZANE EVANS

10



Class
Junior

Hometown
Roswell, Ga.

High School
Roswell

Height
6-2

Weight
221

Position
C/RHP

Birthdate
11/29/91

Bats-Throws
R-R



Freshman All-America, 2011
(Baseball America)



AWARDS & HONORS

2012 Academic All-ACC Team... 2012 ACC All-Tournament Team... 2012 NCAA Gainesville Regional All-Tournament Team... 2012 ACC Academic Honor Roll... 2011 Academic All-ACC Team... 2011 ACC Academic Honor Roll... 2011 First Team Freshman All-America (Baseball America)

SCOUTING REPORT

A valuable two-way player who is a good defensive catcher, a consistent hitter with power at the plate and emerged as a shutdown late-game reliever as a sophomore... As a freshman, was Georgia Tech's first everyday rookie starting catcher since Jason Varitek in 1991.

2012

Named to ACC All-Tournament Team... Academic All-ACC selection... Named to the NCAA Gainesville Regional All-Tournament Team... Started 59 games at either catcher or designated hitter... Made one start on the mound (at Georgia on 3/20)... Made 18 relief appearances and registered saves... His seven saves led the team and ranked tied for seventh in the ACC... His 12 multi-RBI games were second on the club and he drove in six game-winning runs... Made an early impact on the mound as his first two career pitching appearances came on opening weekend... Retired six straight batters (four Ks) to finish off a one-hitter thrown by Matthew Grimes vs. Winthrop (2/17)... Recorded his first career save the next day vs. Winthrop... Did it all for Tech at No. 30 Georgia Southern (2/22) -- catching seven innings, hitting the go-ahead three-run homer to break an 8-8 tie in the eighth, and pitched the bottom of the eighth to preserve the lead... Finished that GSU game 2-for-5 and set a career-high with four RBI... Went 2-for-3 with an RBI, two walks and matched his career-high of three runs in the Ohio State series opener (2/24) -- a 12-4 Tech win... Was 3-for-4 and matched his career high of four RBI in the win at NC State (3/9)... Was 3-for-4 in 9-1 win over Virginia Tech (3/18) with a double, RBI, two runs, and gunned down two potential steal attempts... Made his first career start on the mound at Georgia (3/20) and pitched four innings, allowing six hits and four runs (two earned), but was dealt the loss... Recorded his second save this season (and second career) with 2.0 innings vs. Mercer on 4/10... Pitched two innings at Wake Forest (4/14) to nail down his third save... Tied a career-high with three hits vs. Georgia State (4/17), going 3-for-5, with two RBI and two runs... Matched his career high with a pair of doubles in the 4-2 win at No. 6 North Carolina (4/21) -- the second of which was an RBI double that made the lead 4-2 in the eighth... Matched his career high of four strikeouts in 2.1 innings in the 4-3 win over Georgia at Turner Field (4/24)... Recorded his fourth career save, coming on in the 10th with one out and two on at No. 22 Virginia (5/13) and getting the final two outs in order -- that was after he hit the go-ahead home run with two outs in top of 10th... He homered twice in the Virginia series... Did not allow a hit in 1.1 innings versus No. 21 Miami to record his fifth career save, a game that clinched the final ACC Tournament spot for Tech... Came up big during Tech's run to the ACC Tournament title and earned a spot on the All-Tournament Team... He had a monster week in Greensboro by hitting .444 with three doubles, a homer, two runs and 10 RBI (including a career-high 6 RBI vs. Virginia), and pitched three perfect innings for a save in title-game win over Miami... Was untouched in those three dominant innings versus the Hurricanes with three Ks to close out the ACC Championship game victory... He hit a two-RBI single earlier in the game to give Tech an 8-5 cushion... Went 2-for-4 versus No. 1 Florida in the NCAA Gainesville Regional (6/2)... In an NCAA elimination game versus College of Charleston (6/3), he hit an RBI double in the sixth inning to break a 0-0 tie, and then fired the final three innings with one hit and one strikeout to nail down his seventh save in the 3-0 Tech win... Earned a spot on the NCAA Gainesville Regional All-Tournament Team.



2011

Named to ACC All-Tournament Team... Academic All-ACC selection... Named to the NCAA Gainesville Regional All-Tournament Team... Started 59 games at either catcher or designated hitter... Made one start on the mound (at Georgia on 3/20)... Made 18 relief appearances and registered saves... His seven saves led the team and ranked tied for seventh in the ACC... His 12 multi-RBI games was second on the club and he drove in six game winning runs... Made an early impact on the mound as his first two career pitching appearances came on opening weekend... Retired six straight batters (four Ks) to finish off a one-hitter thrown by Matthew Grimes vs. Winthrop (2/17)... Recorded his first career save the next day vs. Winthrop... Did it all for Tech at No. 30 Georgia Southern (2/22) -- catching seven innings, hitting the go-ahead three-run homer to break an 8-8 tie in the eighth, and pitched the bottom of the eighth to preserve the lead... Finished that GSU game 2-for-5 and set a career-high with four RBI... Went 2-for-3 with an RBI, two walks and matched career-high of three runs in the Ohio State series opener (2/24) -- a 12-4 Tech win... Was 3-for-4 and matched his career of four RBI in the win at NC State (3/9)... Was 3-for-4 in 9-1 win over Virginia Tech (3/18) with a double RBI and two runs and gunned down two potential steal attempts... Made his first career start on the mound at Georgia (3/20) and pitched four innings, allowing six hits and four runs (two earned), but was dealt the loss... Recorded his second save this season (and second career) with 2.0 innings vs. Mercer on 4/10... Pitched two innings at Wake Forest (4/14) to nail down his third save... Tied a career-high with three hits vs. Georgia State (4/17), going 3-for-5, with two RBI and two runs... Matched his career high with a pair of doubles in the 4-2 win at No. 6 North Carolina (4/21) -- the second of which was an RBI double that made the lead 4-2 in the eighth... Matched his career high of four strikeouts in 2.1 innings in the 4-3 win over Georgia at Turner Field (4/24)... Recorded his fourth career save, coming on in the 10th with one out and two on at No. 22 Virginia (5/13) and getting the final two outs in order -- that was after he hit the go-ahead home run with two outs in top of 10th... He homered twice in the Virginia series... Did not allow a hit in 1.1 innings versus No. 21 Miami to record his fifth career save, a game that clinched the final ACC Tournament spot for Tech... Came up big during Tech's run to the ACC Tournament title and earned a spot on the All-Tournament Team... He had a monster week in Greensboro by hitting .444 with three doubles, a homer, two runs and 10 RBI (including a career-high 6 RBI vs. Virginia), and pitched three perfect innings for a save in title-game win over Miami... Was untouched in those three dominate innings versus the Hurricanes with three Ks to close out the ACC Championship game victory... He hit a two-RBI single earlier in the game to give Tech an 8-5 cushion... Went 2-for-4 versus No. 1 Florida in the NCAA Gainesville Regional (6/2)... In an NCAA elimination game versus College of Charleston (6/3), he hit an RBI double in the sixth inning to break a 0-0 tie, and then fired the final three innings with one hit and one strikeout to nail down his seventh save in the 3-0 Tech win... Earned a spot on the NCAA Gainesville Regional All-Tournament Team.

HIGH SCHOOL

Four-year letterwinner and two-year captain under head coach Mike Power at Roswell High School ... Named 2010 MVP for the Hornets ... Set high school's record for most RBIs in a season ... Posted a 2.30 ERA and a 6-1 record as a senior ... Also batted .420 with eight home runs and 45 RBI in 2010 ... Earned All-Region honors in 2009 and 2010 ... Named an Under Armour Pre-season All-American in 2010 ... Participated in North-South East-West Top 96 Baseball Tournament ... Was also the Connie Mack Home Run Derby Runner-up in 2010.

PERSONAL

Full name is Zane Christopher Evans ... Born Nov. 29, 1991 in Atlanta, GA... Son of Tod and Elena Evans ... Has an older brother, Zach ... Uncle, Ed Barney, played baseball for the Cincinnati Reds ... Also enjoys golfing and fishing ... Majoring in management.

CAREER HIGHS

Hits: 3, 9 times
Doubles: 2, 4 times
Triples: 1, Rutgers, Mar 04, 2012
Home runs: 1, 9 times
Total bases: 7, vs Virginia, May 25, 2012
RBI: 6, vs Virginia, May 25, 2012
Runs scored: 3, Ohio State, Feb 24, 2012; Rutgers, Mar 06, 2011; Wagner, Mar 13, 2012
Walks: 2, 8 times
Stolen bases: 1, 4 times
Innings pitched: 5.0, at NC State, Mar 10, 2012
Strikeouts: 4, at Winthrop, 02-17-12; vs Georgia, Apr 24, 2012; at Winthrop, Feb 17, 2012
Runners CS: 2, Virginia Tech, Mar 18, 2012; Charlotte, May 05, 2012

CAREER STATISTICS

Year	Avg	GP-GS	AB	R	H	2B	3B	HR	RBI	SLG%	BB	SO	OB%	SB-ATT	FLD%
2011	.270	58-58	226	34	61	14	0	5	46	.398	20	53	.327	2-2	.984
2012	.295	59-59	224	34	66	17	1	4	51	.433	24	45	.363	1-1	.984
TOTAL	.282	117-117	450	68	127	31	1	9	97	.416	44	98	.345	3-3	.984

Year	ERA	W-L	App-GS	CG	SH	SV	IP	H	R	ER	BB	SO	B/Avg	WP	HBP
2011	Did not pitch														
2012	3.68	0-1	19-1	0	0	7	36.2	31	17	15	8	34	.226	2	4
TOTAL	3.68	0-1	19-1	0	0	7	36.2	31	17	15	8	34	.226	2	4



Junior Profiles

MATT GRIMES

25



Class

Junior

Hometown

Hoschton, Ga.

High School

Mill Creek

Height

6-6

Weight

212

Position

RHP

Birthdate

9/4/91

Bats-Throws

R-R



Chi Sox, 4th Rd, '10

MLB DRAFT HISTORY

Drafted in the fourth round of the 2010 MLB Draft by the Chicago White Sox, but elected to enroll at Georgia Tech... One of six incoming Georgia Tech freshmen to be drafted in the same class

SCOUTING REPORT

A highly-touted prep pitcher with a powerful arm and great upside ... Was the 20th-ranked prospect in Georgia and top 250 in the nation, according to Perfect Game Crosschecker entering college... Held down the Yellow Jackets' midweek starter spot in 2011... Missed most of 2012 and will miss the 2013 season recovering from an arm injury.

2012

Missed the last half of the season with an arm injury... Made five starts before the injury and was 3-2 with a 3.38 ERA... Struck out 17 in 18.2 innings... Was brilliant in getting Tech its first win, firing seven shutout innings and allowing just one hit with seven Ks in the 5-0 win at Winthrop (2/17) - it was Tech's first combined one-hitter since 1994 after Zane Evans pitched the final two hit-less innings... His start against Ohio State was the shortest of his career, going just two innings with three runs (one earned) and five walks (2/25)... Went six innings with six strikeouts, allowing four hits and two runs to pick up a win over Rutgers (3/3)... Started versus Wagner (3/13) and worked a 1-2-3 first inning and was credited with the win on a predetermined staff day... His final appearance of the season was a start versus Virginia Tech (3/17) and worked 2.2 innings with four runs and absorbed the loss.



2011

Made 15 appearances with 12 starts during his rookie campaign on the Flats... Was the Jackets' weekday starter and finished 7-4 with a 4.15 ERA... Fanned 77 against 34 walks in 73.2 innings... Made all three starts against rival Georgia, going 2-1 versus the Bulldogs with 19 strikeouts and three walks in 16.1 innings... His April 12th start against UGA at Chandler Stadium was the longest of his career, as he went 6.2 innings with two runs, a career best 10 strikeouts and no walks in the 5-3 win... Worked two innings of no-hit ball and was the winning pitcher in a wild, 15-inning 6-5 win over NC State in the ACC Tournament... Scattered five hits with six punchouts in six innings to post an 11-3 win at Savannah State on May 10... Recorded eight strikeouts in 6.2 innings of relief in the NCAA Regional opener versus Austin Peay but was hung the tough-luck loss in a 2-1 game.

HIGH SCHOOL

Played four years, including winning three letters, at Mill Creek High School under head coach Doug Jones... Named Gwinnett County Pitcher of the Year following 2010 senior campaign... One of just four pitchers in Gwinnett County history to have 100 strikeouts in a single season... Posted a 1.32 ERA his senior year for the Hawks... Also played two seasons, winning one letter, as a center on the Mill Creek basketball team under head coach Phil Bollier.

PERSONAL

Full name is Matthew Damon Grimes... Born Sept. 4, 1991 in Snellville, GA... Son of Damon and Maryanne Grimes... Has an older sister, Brittany, that attended Georgia Tech... Father Damon played basketball for Western Kentucky... Majoring in Management.

CAREER HIGHS

Innings pitched: 7.0, at Winthrop, 02-17-12 ; at Winthrop, Feb 17, 2012

Walks allowed: 6, at Kennesaw State, Apr 05, 2011

Strikeouts: 10, Georgia, Apr 12, 2011

Batters faced: 28, Georgia, Apr 12, 2011

Field chances: 3, Kennesaw State, Mar 08, 2011

Putouts: 1, 4 times

Assists: 2, Kennesaw State, Mar 08, 2011

Runners CS: 1, at Winthrop, 02-17-12 ; at Winthrop, Feb 17, 2012 ; Georgia State, Mar 02, 2011

CAREER STATISTICS

Year	ERA	W-L	App-GS	CG	SH	SV	IP	H	R	ER	BB	SO	B/Avg.	WP	HBP
2011	4.15	7-4	15-12	0	0	0	73.2	69	40	34	27	77	.346	8	1
2012	3.38	3-2	5-5	0	0	0	18.2	13	9	7	8	17	.197	2	0
TOTAL	4.00	10-6	20-17	0	0	0	92.1	82	49	41	35	94	.263	10	1



MOTTHYDE

3



Class
Junior

Hometown
Calhoun, Ga.

High School
Calhoun

Height
5-11

Weight
188

Position
SS/3B

Birthdate
3/10/92

Bats-Throws
R-R



Toronto, 44th Rd, '10

MLB DRAFT HISTORY

Drafted by the Toronto Blue Jays in the 44th round of the 2010 MLB Draft, but chose to enroll at Georgia Tech. ... One of six incoming Georgia Tech freshmen to be drafted in the same class

SCOUTING REPORT

Came to Tech as one of the top prep middle infielders in the country ... Very athletic with plus actions and a very strong arm ... Is a sneaky power hitter... Has started 125 of Tech's 127 games over the last two seasons... Is expected to be Tech's Opening Day starting shortstop.

2012

Opened the season as Tech's starting shortstop, moved to second base for an 11-game stint and then settled back at short for the balance of the season... Started 62 games... Hit .266 for the season with solid power numbers - 11 doubles, seven home runs and 33 RBI... His seven homers were a career high and third-most on the club... His 10 stolen bases (in 14 attempts) were a career high and fourth on the team... Hit .304 over the final 31 games of the season with six of his doubles, five homers and 20 RBI... Went 5-for-11 (.454) with a double, a homer and three RBI in the Boston College series... Played error-free in 17 defensive chances as Tech turned six double plays in the BC series... Went 2-for-4 with two RBI and scored the go-ahead run in 6-4 win over Mercer (4/10)... Had two hits and drove in two runs in the 8-7 win at Wake Forest (4/14)... Had another solid series at No. 6 North Carolina, going 4-for-11, with a double, an RBI, two runs and a stolen base -- he scored the game-winning run in Saturday's 4-2 series clincher... Was clutch in the win over Georgia in front of 19,669 at Turner Field (4/24)... He doubled and scored in the third inning; hit a two-run homer that gave Tech 3-2 lead in the seventh; and in the ninth, he singled with two outs, stole second and scored game-winning run... Collected his first career multi-homer game by hitting two and finishing 3-for-4 with three RBI vs. Clemson (4/27)... Drove in at least a run in all three games of the Clemson series, played error-free on defense and stole two bags... Had an RBI in the Georgia win that clinched the season series (5/9) and was in on all four double plays (tied season high) turned by Tech... Also came up big during Tech's run to the ACC Championship with four hits, six RBI and two home runs in the tournament, including a homer in the championship game win over Miami... Had three hits in the NCAA Gainesville Regional, including a 2-for-4 effort with an RBI in the 6-2 loss to No. 1 Florida.

2011

One of just three players to start all 63 games ... Started the first nine at shortstop before moving to second base for the final 54 ... Batted .275 with 13 doubles, one triple, four home runs and 47 RBI ... Also was 6-for-7 in stolen base attempts ... Had 18 multi-hit and 10 multi-RBI games ... Defensively, had a .954 fielding percentage ... Fielded 39 double plays on the year, the most on the team and eighth-most in the ACC ... Made one of the gutsiest plays in Tech history, scoring the eventual game-winner with a straight steal of home in a 6-5 victory over NC State in 15 innings on May 26 ... Ran a career-best 11-game hit streak from May 10-28 ... Had two RBI and a triple in his collegiate debut against Kent State (2/18) ... Went 2-for-3 and recorded a stolen base versus Georgia State (3/2) ... Recorded two RBI and a stolen base against Rutgers while going 2-for-4 (3/4) ... Batted .750 with a double and four RBI in Tech's win over Kennesaw State (3/8) ... Followed his performance the next weekend against Maryland by hitting .444 in nine at bats (3/11-13) ... Led the team with three RBI in the opener of the NC State series (3/18) ... Hit his first career home run -- a three-run shot -- in the top of the 10th at Miami (3/26) ... Had a pair of hits (one double) and drove in three runs in a series opening 9-2 win over Duke (4/1) ... Defensively, was a part of four turned double plays with solid defense up the middle in the Duke series (4/1-3) ... Had a big series against No. 1 Virginia, going 5-for-11 (.455) with two doubles, a home run and two RBI ... Was 2-for-4 with two doubles against two-time ACC Pitcher of the Year Danny Hultzen in the opener ... Hit his second homer of the season to lift Tech to a win in Sunday's finale ... Went 3-for-5 with a home run and four RBI to help the Jackets claim the series in Sunday's finale at Wake Forest (4/17) ... Batted .455 (5-for-11) in the series against Illinois-Chicago (5/7-9) ... Had a pair of hits in the opener, before going 3-for-3 with two RBI in the clinching win on Sunday (5/8) ... Followed that up with a 3-for-3, five-RBI game against Savannah State (5/10) ... Hit his fourth homer of the season in the win over the Tigers ... Collected five hits and two RBI in three games against No. 9 North Carolina (5/13-15) ... Drove in the game-tying run in Saturday's 9-8 comeback win in the ninth inning (5/14) ... Helped turn two key double plays in Sunday's victory to win the series (5/15) ... Had four hits, including two doubles at the 2011 ACC Championship (5/25-28).

HIGH SCHOOL

Two-sport star in baseball and basketball at Calhoun High School... Four-year letterwinner in baseball as a shortstop, including two years as team captain for coach Chip Henderson... The 10th-rated recruit in Georgia and a top-100 recruit in the nation according to Perfect Game ... Member of the 2010 state baseball championship team... Named a member of the 2010 All-State team ... Was the Rome-Tribune Co-Player of the Year in 2009 with current Yellow Jacket Chase Butler, and outright Player of the Year in 2010... Hit for a .547 batting average with 20 home runs and 67 RBI his junior year in 2009... Put together a stretch of hitting five home runs in five consecutive at-bats... In 2010, hit .464 with 16 home runs and 57 RBIs as a senior... Spent a summer as member of prestigious East Cobb Yankees program... Also a three-year letterwinner and one-year team captain as a guard on the basketball team under coach Casey Baxter... Named to All-Area team as a senior.

PERSONAL

Full name is Daniel Mott Hyde... Born Mar. 10, 1992 in Saudi Arabia... Son of Lamar and Esmi Hyde... Enjoys juggling... Has an older brother who goes by J.B. (John Barry)... Father Lamar started one of the first carpet companies in Saudi Arabia... Majoring in management.

CAREER HIGHS

Hits: 3, 7 times
Doubles: 2, Virginia, Apr 08, 2011
Triples: 1, Kent State, Feb 18, 2011
Home runs: 2, Clemson, Apr 27, 2012
Total bases: 9, Clemson, Apr 27, 2012
RBI: 5, at Miami, Mar 26, 2011 ; Savannah State, May 10, 2011
Runs scored: 3, vs Georgia, Apr 24, 2012 ; at Georgia, Mar 22, 2011
Walks: 2, Kent State, Feb 19, 2011 ; NC State, Mar 18, 2011 ; NC State, Mar 19, 2011
Hit by pitch: 2, at Kennesaw State, Apr 03, 2012 ; at Georgia, Mar 22, 2011
At bats: 7, vs NC State, May 26, 2011
Stolen bases: 1, 15 times
Caught stealing: 1, 5 times
Field chances: 11, at North Carolina, Apr 20, 2012
Putouts: 5, Kennesaw State, Mar 08, 2011
Assists: 7, Georgia, May 09, 2012

CAREER STATISTICS

Year	Avg	GP-GS	AB	R	H	2B	3B	HR	RBI	SLG%	BB	SO	OB%	SB-ATT	FLD%
2011	.275	63-63	229	39	63	13	1	4	47	.393	23	51	.352	6-7	.954
2012	.266	62-62	214	36	57	11	0	7	33	.416	15	51	.322	10-14	.937
TOTAL	.271	125-125	443	75	120	24	1	11	80	.404	38	102	.338	16-21	.945



Junior Profiles

DUSTY ISAACS

28



Class
Junior

Hometown
Lebanon, Ohio

High School
Lebanon

Height
6-1

Weight
192

Position
RHP

Birthdate
8/7/91

Bats-Throws
R-R



MLB DRAFT HISTORY

Drafted by the Pittsburgh Pirates in the 50th round of the 2010 MLB Draft, but chose to enroll at Georgia Tech... One of six incoming Georgia Tech freshmen to be drafted in the same class

SCOUTING REPORT

A great athlete who has pitch ability and great upside ... Possesses a good fast-ball with plus off-speed pitches ... Was very impressive in the fall ... Is expected to compete again for a weekend starting spot in 2013.

2012

Made 11 starts over the first half of the season, but emerged as a reliable bullpen option over the final month of the season... Finished the year 6-4 in 18 appearances... Worked 66.0 innings with 46 strikeouts, 71 hits allowed and pitched to a 6.55 ERA... Posted a 3.86 ERA over his final six appearances of the season (16.1 innings) with 10 strikeouts against four walks... Allowed the Jackets to exact revenge on Kent State (2/18), firing a career-long seven innings and allowing just five hits, one earned run, one walk and three strikeouts in a 6-2 victory... Improved to 2-0 after a 5.2-inning outing against Ohio State (2/26), giving up five hits and three runs with three strikeouts... Improved to 3-0 versus Rutgers (3/4)... Went six innings and allowed just three hits and two runs with seven strikeouts to beat the Scarlet Knights... Pitched two scoreless innings with three strikeouts and one walk to preserve the lead in a 9-1 win over Virginia Tech (3/18)... Pitched five innings, allowing just three hits and one run in a winning effort in the series-finale at Boston College (3/24), a 2-1 Tech win... Was moved to the Saturday spot for the Florida State series and gave the Jackets

a gutsy effort versus the No. 2 Seminoles, pitching 4.2 innings with six strikeouts and turning a 6-3 lead over to the bullpen with two outs in fifth (Tech lost 12-7)... Earned the win vs. Georgia State (4/17) with a two-inning start on a staff day... Allowed just one hit in 3.1 scoreless innings of relief at No. 22 Virginia, in a 4-2 loss (5/12)... Worked two innings in the win over Virginia in the ACC Tournament... Finished the season with arguably his best effort of the year, working 5.1 scoreless relief innings in an 8-4 win over College of Charleston in Tech's NCAA Gainesville Regional opener... Allowed just three hits versus the Cougars with four strikeouts and no walks in the winning effort.

2011

Valuable reliever for the Jackets as a rookie... Tied for the team lead with 25 appearances (Luke Bard) and finished with a 2.72 ERA in 36.1 innings... Recorded 40 strikeouts against just 13 walks on the season and posted a 1-1 record... Made his lone start versus Georgia Southern on March 16 and fired two innings with one hit, one run and four strikeouts and was credited with his first career decision in the 12-3 win... Worked a season-long 4.1 innings and fired scoreless ball with one hit and three strikeouts at Georgia Southern on Feb. 22... Entered in relief of starter Jed Bradley at Miami on March 26 and kept Tech in the game with 2.1 innings of hitless, scoreless work -- Tech would win 12-3 in extra innings... Recorded a career-high seven strikeouts in 3.0 innings at Wake Forest on April 16... Fired 2.2 innings of scoreless relief with three strikeouts in an 11-5 win at Duke on April 3.

HIGH SCHOOL

Three-year letterwinner at Lebanon High School under coach Lee Day... Named to the Under Armour Pre-season All-America team as a senior in 2010 ... Named the 2010 GWOC South Player of the Year... Named Buckeye Scout No. 9 Player in Ohio... Also named to the Perfect Game Top 300 list of high school prospects in the nation... Holds career record in RBI and stolen bases... Also was a three-year standout quarterback in football... Served as team captain his senior year ... Led the state of Ohio in passing yards in 2009... Holds school record for all-time passing yards ... Played two seasons as a guard in basketball.

PERSONAL

Full name is Dustin Allen Isaacs... Born Aug. 7, 1991 in Kettering, Ohio... Son of Roy and Lois Isaacs... Has an older sister, Lindsey, and a younger brother, Corey... Cast member of the musical "Annie" during senior year of high school... Majoring in management.

CAREER HIGHS

Innings pitched: 7.0, vs Kent State, 02-18-12 ; vs Kent State, Feb 18, 2012
Walks allowed: 6, at NC State, Mar 11, 2012 ; at Boston College, Mar 24, 2012
Strikeouts: 7, at Wake Forest, Apr 16, 2011 ; Rutgers, Mar 04, 2012
Batters faced: 29, Duke, Apr 01, 2012
Field chances: 3, Duke, Apr 01, 2012
Putouts: 1, 5 times
Assists: 3, Duke, Apr 01, 2012
Runners CS: 1, 5 times

CAREER STATISTICS

Year	ERA	W-L	App-GS	CG	SH	SV	IP	H	R	ER	BB	SO	B/Avg.	WP	HBP
2011	2.72	1-1	25-1	0	0	0	36.1	29	14	11	13	40	.213	5	5
2012	6.55	6-4	18-11	0	0	0	66.0	71	53	48	38	46	.283	7	7
TOTAL	5.19	7-5	43-12	0	0	0	102.1	100	67	59	51	86	.258	12	12





DANIEL PALKA

32



Class
Junior

Hometown
Lyman, S.C.

High School
Greer

Height
6-2

Weight
234

Position
1B/OF/LHP

Birthdate
10/28/91

Bats-Throws
L-L



AWARDS & HONORS

2013 Baseball America Second Team Preseason All-America... Competed in 2012 TD Ameritrade College Home Run Derby in Omaha... Named the 2012 MVP of the Cape Cod League All-Star Game... 2012 Second Team All-ACC

MLB DRAFT HISTORY

Drafted by the Philadelphia Phillies in the 19th round of the 2010 MLB Draft, but elected to enroll at Georgia Tech... One of six incoming Georgia Tech freshmen to be drafted in the same class

SCOUTING REPORT

Came to Tech as one of the top prep standouts in South Carolina... A talented two-way player that contributed immediately as a rookie by leading the team and finishing tied for fourth in the ACC in homers (12)... Followed that up with another 12-homer campaign in 2012... Has plus-power to all fields... Was rated as the No. 2 prospect in South Carolina and among the top 100 in the nation according to Perfect Game Crosschecker... Entered his sophomore season ranked No. 29 on College Baseball Daily's list of the top 100 college players.

2012

Second Team All-ACC selection in the outfield... One of two Yellow Jackets to start all 64 games... Hit .303 on the season with 12 home runs, 47 RBI and a team-leading 19 doubles... Was sixth in the ACC in homers (12), sixth in total bases (131) and seventh in slugging percentage (.550)... Turned it on over the final 22 games of the season by hitting a team-best .329 in that span with 10 doubles, three homers and 15 RBI... Four of his five game-winning RBI came in the last half of the season... In the series-opener versus Clemson, his two-run double during a three-run ninth inning allowed Tech to rally for the tie, and his solo home run to lead off the 13th inning was a walk-off game winner (his first career walk-off home run)... Two weeks later in the series finale versus Charlotte, he recorded his third career walk-off hit with a two-out, 11th-inning single that scored Sam Dove in a 6-5 win... His sixth-inning home run was the difference in the regular-season finale, as Tech beat No. 21 Miami, 2-1, to clinch an ACC Tournament spot... Finished the Clemson series 6-for-14 with three doubles, two homers, four RBI and three runs... Had at least one hit in all four games of the ACC Championship, including a 2-for-5 effort with an RBI in the 8-5 win over No. 22 Miami in the Championship Game... Carried a seven-game hitting streak in the NCAA Gainesville Regional... Went 3-for-4 with a double and scored both Tech runs in the 6-2 loss to No. 1 Florida... Made five appearances on the mound and the lefty pitched 4 1/3 hitless innings on the year with six strikeouts and one unearned run allowed... Set a career high of four runs scored in a Feb. 18 win over Kent State... Recorded two doubles in a game twice - Feb. 26 versus Ohio

State and May 6 versus Charlotte... Homered in each game of the Virginia Tech series, finished series 4-for-11 with five runs, five RBI and three walks... Had a monster series vs. Rutgers, going 6-for-13 with triple, homer, steal, five RBI, five runs... Had a career-best 12-game hitting streak early in the year, and posted three other hitting streaks of six games or longer.

2011

Hit .297 with three triples, 18 doubles, 12 home runs and 52 RBI in 63 games (60 starts) ... His 12 home runs led the team and ranked tied for fourth in the ACC ... Also had a team-leading .556 slugging percentage, the sixth-best mark in the conference ... Had 19 multi-hit and a team-best 15 multi-RBI games during his freshman season ... Also totaled 129 bases, tying for seventh in the ACC ... Ran a nine-game hit streak at one point in the year (2/23-3/8) ... Led the team in two-out RBI with 23 ... Homered in three-straight games from March 4-6, every game in the Rutgers series ... Went 3-for-4 with four RBI and his first career homer against Georgia Southern (2/23) ... Was 3-for-4 the very next game against St. John's (2/25) ... Batted .500 (7-for-14) with six RBI and home runs in each game during the series against Rutgers (3/4-3/6) ... Hit 3-for-4 with a double, a triple and four RBI in the series finale against NC State (2/20) ... Had a pair of hits, including a three-run homer in the middle game of the series against No. 1 Virginia (4/9) ... Hit a decisive two-run bomb in a 5-3 midweek win over Georgia (4/12) ... Belled his seventh homer of the season in the game ... Recorded a pair of hits and scored twice to help clinch the series against Boston College (4/24) ... Drove in two runs in Sunday's finale ... Had a huge game against Georgia at Turner Field (4/26), going 3-for-4 with a double, a home run and an RBI ... Had a triple and three RBI in a midweek win over Savannah State (5/10) ... Was 4-for-5 with a home run and two RBI in Tech's comeback win to even the series against No. 9 North Carolina (5/14) ... Hit the game-winning walk-off single to right field in the ninth inning for the 9-8 victory ... Belled his 10th homer of the season in a midweek game against East Tennessee State (5/17) ... Named to the NCAA Atlanta Regional All-Tournament Team after batting .538 (7-for-13) with two doubles, two home runs, five RBI and a 1.154 slugging percentage in four games ... Was 3-for-5 with a home run and three RBI in the third game of the regional against Austin Peay.

HIGH SCHOOL

Five-year letterwinner and one-year captain at Greer High School under head coach Bob Massullo... Named to the Rawlings and Under Armour All-America teams in 2010... A two-time all-state (2009, 2010) and four-time all-area member (2007, 2008, 2009, 2010)... Threw two no hitters in high school... In 2010, hit .470 with 14 home runs and 32 RBI while posting a 1.80 ERA on the mound.

PERSONAL

Full name is Daniel Bennett Palka... Born Oct. 28, 1991 in Greer, S.C... Son of Michael and Denise Palka... Has an older brother, Matthew, and an older sister, Vanessa... Grandfather Eugene Palka played two seasons in Baltimore Orioles organization... Has volunteered his time while at Tech with the Special Olympics... Majoring in management.

CAREER HIGHS

Hits: 4, North Carolina, May 14, 2011
Doubles: 2, Ohio State, Feb 26, 2012 ; Charlotte, May 06, 2012
Triples: 1, 6 times
Home runs: 1, 24 times
Total bases: 8, vs Kent State, 02-18-12 ; vs Kent State, Feb 18, 2012
RBI: 4, at Georgia Southern, Feb 23, 2011 ; NC State, Mar 20, 2011
Runs scored: 4, vs Kent State, 02-18-12 ; vs Kent State, Feb 18, 2012
Walks: 1, 38 times
At bats: 6, Clemson, Apr 27, 2012
Stolen bases: 2, Georgia Southern, Mar 27, 2012
Caught stealing: 1, Mercer, Apr 10, 2012
Innings pitched: 1.0, 4 times
Walks allowed: 2, at North Carolina, Apr 21, 2012
Strikeouts: 2, Florida State, Apr 08, 2012 ; Charlotte, May 05, 2012

CAREER STATISTICS

Year	Avg	GP-GS	AB	R	H	2B	3B	HR	RBI	SLG%	BB	SO	OB%	SB-ATT	FLD%
2011	.297	63-60	232	41	69	18	3	12	52	.556	21	71	.375	3-3	.957
2012	.303	64-64	238	44	72	19	2	12	47	.550	17	50	.380	6-7	.986
TOTAL	.300	127-124	470	85	141	37	5	24	99	.553	38	121	.377	9-10	.980

Year	ERA	W-L	App-GS	CG	SH	SV	IP	H	R	ER	BB	SO	B/Avg	WP	HBP
2011	Did not pitch														
2012	0.00	0-0	5-0	0	0	0	4.1	0	1	0	3	6	.000	1	2
TOTAL	0.00	0-0	5-0	0	0	0	4.1	0	1	0	3	6	.000	1	2



DANIEL PALKA shares a laugh with Bo Jackson at the 2012 TD Ameritrade College Home Run Derby in Omaha, Neb. (Photo by Michael Spomer)



Junior Profiles

JONATHAN ROBERTS

27



Class
Junior

Hometown
Fayetteville, Ga.

High School
Landmark Christian

Height
6-3

Weight
208

Position
RHP

Birthdate
7/8/91

Bats-Throws
R-R

HONORS & AWARDS

2012 ACC Academic Honor Roll

SCOUTING REPORT

A talented pitcher that could serve as a midweek starter or a late-game reliever this season ... Regarded by his teammates and coaches as one of the strongest players on the team.

2012

Made 16 appearances, including his first career start that came versus Georgia Southern (2/22)... Finished the season with a 7.89 ERA in 21.2 innings of work... Made his season-debut with 1.2 innings of work against Kent State (2/17)... Fired a scoreless eighth inning at Georgia (3/20)... Worked 2.0 scoreless innings vs. Georgia Southern (3/28) to preserve the lead in 10-5 win... Made two scoreless appearances versus No. 1 Florida State on 4/7 and 4/8 -- one inning and one strikeout in each appearance... Matched career high with two strikeouts in 1.2 innings vs. Clemson (4/28)... Made an appearance in the 8-6 win over Georgia (5/9) in a game that helped Tech clinch the season series... Worked a scoreless inning versus No. 1 Florida in the NCAA Gainesville Regional.

2011

Saw limited action on the mound for the Jackets as a freshman... Made four appearances and worked 3.1 innings.

HIGH SCHOOL

Four-year letterwinner at Landmark Christian in Fairburn, GA under head coach Phil Williams... Landmark was the state runner-up team in 2008 and 2009... Named the 2009 Georgia Dugout Club Player of the Year ... Earned all-region honors in 2009 and 2010 ... Posted a 10-1 record with 83 strikeouts and a 1.26 ERA his senior season ... Held opponents to a .152 batting average in 61 innings in 2010.

PERSONAL

Full name is Jonathan David Roberts... Born July 8, 1991 in Atlanta, Ga... Son of David and Janet Roberts... Has an older sister, Emily... Great uncle Mickey Babb played football for Georgia from 1961-1963 (All-SEC in 1962) and the Philadelphia Eagles in 1964... Majoring in mechanical engineering.

CAREER HIGHS

Innings pitched: 2.2, at North Carolina, Apr 21, 2012 ; at Georgia Southern, Feb 22, 2012
Walks allowed: 3, at Georgia Southern, Feb 22, 2012
Strikeouts: 2, Clemson, Apr 28, 2012 ; Georgia Southern, Mar 28, 2012
Batters faced: 14, at Georgia Southern, Feb 22, 2012
Field chances: 1, 4 times
Putouts: 1, Wagner, Mar 13, 2012
Assists: 1, at Georgia Southern, Feb 22, 2012 ; Kennesaw State, Feb 29, 2012
Runners CS: 1, at Wake Forest, Apr 15, 2012

CAREER STATISTICS

Year	ERA	W-L	App-GS	CG	SH	SV	IP	H	R	ER	BB	SO	B/Avg.	WP	HBP
2011	5.40	0-0	4-0	0	0	0	3.1	9	6	2	2	1	.474	3	0
2012	7.89	0-0	16-1	0	0	0	21.2	22	23	19	15	10	.262	3	8
TOTAL	7.56	0-0	20-1	0	0	0	25.0	31	29	21	17	11	.301	3	8





DeANDRESMELTER

21



Class

Junior

Hometown

Macon, Ga.

High School

Tattnall Square Academy

Height

6-3

Weight

220

Position

RHP/OF

Birthdate

12/3/91

Bats-Throws

R-R



Minnesota, 14th Rd, '10



MLB DRAFT HISTORY

Drafted in the 14th round by the Minnesota Twins of the 2010 MLB Draft, but enrolled at Georgia Tech... One of six incoming Georgia Tech freshmen to be drafted in the same class

SCOUTING REPORT

A solid two-way player for Tech... Injury limited his action for most of the 2012 season... Has a pro-athletic body and plus power at the plate ... A strike-thrower that has a fast break and a good change ... Very good at challenging hitters ... Was also heavily recruited as a football player in high school.

2012

Was limited by a shoulder injury for much of the season... Saw early-action on the mound in four games... Was used most as a pinch-runner late in the season... Was Tech's Sunday starter vs. Winthrop (2/18) -- his second career start - and worked 4.0 innings, with five hits, one earned runs, 0 walks, one strikeout and a no decision in a 5-3 Tech win... Logged a pair of relief appearances in the two wins over Ohio State... Did not pitch again after a 2/29 appearance versus Kennesaw State... Scored three times as a pinch-runner, including the tying run in the ninth inning as Tech stormed back to beat Clemson in extra innings (4/27).

2011

A valuable two-way player for the Yellow Jackets... Started 15 games in the outfield and earned his first start on the mound versus Mississippi State in the NCAA Regional... Allowed just one earned run in 17.1 innings of work on the

mound for a team-best 0.52 ERA among regular relievers... Pitched scoreless ball in his 13 relief outings... Fired 1.1 innings with two strikeouts and figured as the winning pitcher in the Jackets' 8-1 victory over Kent State on Feb. 19... Earned his second win in dramatic fashion, holding No. 9 North Carolina to just one hit in two innings of relief and making an incredible leaping grab and throw on a high chopper back to the mound with two outs in the ninth to strand two Tar Heel runners... At the plate, Smelter hit .222 (10-for-45) with a double, seven RBI and 11 runs... Swiped two bases... Walked 10 times and was hit by four pitches with just 15 strikeouts for a .400 on-base percentage... Went 2-for-2 with two walks and two runs in a 7-4 win at Georgia Southern on Feb. 23... Had three hits and two RBI as Georgia Tech swept Rutgers with a 14-3 rout on March 6.

HIGH SCHOOL

Three-sport standout at Tattnall Square Academy in football, basketball and baseball... Four-year letterwinner and two-year captain in baseball under head coach Joey Hiller... Named a Louisville Slugger All-American in 2010 and Allac All-American in 2009 ... Led Tattnall Square to the State Title in 2008 and 2009 ... Earned all-region and all-state honors in three-straight years (2008, 2009, 2010)... Named Macon Telegraph Player of the Year in 2008 and 2010... Threw two no-hitters in his career, one as a junior and one as a senior... Posted a 9-2 record with a 0.92 ERA on the mound while hitting 10 home runs at the plate during senior season in 2010... Spent summer as a member of prestigious East Cobb Yankees program under head coach James Beavers... In basketball, he was named the Georgia Independent Schools Association (GISA) Player of the Year in 2008 and 2010, while earning all-state honors from 2007-2010... Played four different positions in football (QB, RB, WR, S)... Was named all-state in 2007 and 2008, as well as the GISA player of the year in 2008 and 2009 ... holds Tattnall Square single-season record for interceptions, and career records for interceptions and receiving yards.

PERSONAL

Full name is DeAndre Tremaine Smelter... Born Dec. 3, 1991 in Macon, GA... Son of Vincent and Cora Smelter... Has three brothers, Charles, Chris and Corey... Father Vincent played basketball for Eastern Illinois... Majoring in management.

CAREER HIGHS

Hits: 3, Rutgers, Mar 06, 2011

Doubles: 1, Georgia State, Mar 02, 2011

Total bases: 3, Rutgers, Mar 06, 2011

RBI: 2, St. John's, Feb 25, 2011 ; Rutgers, Mar 06, 2011

Runs scored: 2, at Georgia Southern, Feb 23, 2011 ; St. John's, Feb 25, 2011 ; at Illinois-Chicago, May 08, 2011

Walks: 2, at Georgia Southern, Feb 23, 2011

Hit by pitch: 2, St. John's, Feb 25, 2011

At bats: 4, 4 times

Stolen bases: 1, at Georgia Southern, Feb 23, 2011 ; at Georgia State, Mar 07, 2012 ; at Illinois-Chicago, May 08, 2011

Caught stealing: 1, Florida State, Apr 07, 2012 ; at Georgia Southern, Feb 23, 2011

Innings pitched: 4.0, at Winthrop, 02-18-12 ; at Winthrop, Feb 18, 2012

Strikeouts: 2, at Mercer, Apr 19, 2011 ; Boston College, Apr 23, 2011 ; Kent State, Feb 19, 2011

Batters faced: 18, at Winthrop, 02-18-12 ; at Winthrop, Feb 18, 2012

CAREER STATISTICS

Year	Avg	GP-GS	AB	R	H	2B	3B	HR	RBI	SLG%	BB	SO	OB%	SB-ATT	FLD%
2011	.222	20-15	45	11	10	1	0	0	7	.244	10	15	.400	2-3	.967
2012	.000	11-0	3	3	0	0	0	0	0	.000	0	1	.000	1-2	1.000
TOTAL	.208	31-15	48	14	10	1	0	0	7	.229	10	16	.381	3-5	.971

Year	ERA	W-L	App.-GS	CG	SH	SV	IP	H	R	ER	BB	SO	B/Avg	WP	HBP
2011	0.52	2-1	14-1	0	0	0	17.1	16	12	1	11	8	.246	2	1
2012	8.53	0-0	4-1	0	0	0	6.1	11	8	6	2	2	.379	0	0
TOTAL	2.66	2-1	18-2	0	0	0	23.2	27	20	7	13	10	.287	2	1





Junior Profiles

DEVINSTANTON

41



Class
Junior

Hometown
Ulburn, Ga.

High School
Wesleyan

Height
6-0

Weight
201

Position
LHP

Birthdate
1/7/92

Bats-Throws
R-L

HONORS & AWARDS
2012 ACC Academic Honor Roll

SCOUTING REPORT
Missed all of last season with an arm injury... That injury may keep him out until at least March of 2013... A polished lefty who will be a key part of the Yellow Jackets' bullpen... Has a dominating breaking ball... Highly dedicated off the field, in the weight room and in the classroom.

2012
An arm injury limited him to one appearance this season, that coming on opening day versus Kent State.

2011
Saw action as Tech's lefty-relief specialist during his rookie season... Appeared in 18 games, but totaled eight innings of work... Recorded a strikeout of his only batter faced at Miami and was the pitcher of record in the Yellow Jackets' 12-3 victory over the Hurricanes in extra innings for his first career win... Struck out the side versus Savannah State on May 10.

HIGH SCHOOL
Two-sport athlete as a free safety in football and a pitcher in baseball for Wesleyan... Three-year letterwinner and two-year captain for baseball under coach Mike Shaheen... Member of the three-time State Champion Wolves team (2008, 2009, 2010)... Gwinnett Daily Post Pitcher of the Year in 2009... Also named to All-Gwinnett County team three times (2008, 2009, 2010)... Put up a 23-2 record and a 1.68 ERA with 250 strikeouts in 160 innings pitched over his career... Member of East Cobb Yankees program... A two-time All-Region member in football (2008, 2009) ... Helped Wesleyan win the 2009 football State Championship.

PERSONAL
Full name is Devin Ross Stanton... Born Jan. 7, 1992 in Lawrenceville, Ga... Son of Dale and Judy Stanton... Has an older brother, Durk, and a younger sister, Kelsie... Majoring in management.

CAREER HIGHS
Innings pitched: 1.0, NC State, Mar 19, 2011 ; Savannah State, May 10, 2011
Walks allowed: 2, vs Kent State, 02-17-12 ; vs Kent State, Feb 17, 2012
Strikeouts: 3, Savannah State, May 10, 2011
Batters faced: 4, vs Kent State, 02-17-12 ; vs Kent State, Feb 17, 2012 ; Savannah State, May 10, 2011
Field chances: 1, Boston College, Apr 24, 2011 ; St. John's, Feb 27, 2011 ; vs Clemson, May 25, 2011
Assists: 1, Boston College, Apr 24, 2011 ; St. John's, Feb 27, 2011 ; vs Clemson, May 25, 2011

CAREER STATISTICS

Year	ERA	W-L	App-GS	CG	SH	SV	IP	H	R	ER	BB	SO	B/Avg.	WP	HBP
2011	3.38	1-0	18-0	0	0	0	8.0	5	3	3	3	8	.185	2	0
2012	27.00	0-0	1-0	0	0	0	0.1	1	1	1	2	1	.500	0	0
TOTAL	4.32	1-0	19-0	0	0	0	8.1	6	4	4	5	9	.207	2	0





KYLE WREN

8



Class
Junior

Hometown
Peachtree City, Ga.

High School
Landmark Christian

Height
5-10

Weight
172

Position
OF

Birthdate
4/23/91

Bats-Throws
L-L



HONORS & AWARDS

2012 Preseason All-America (NCBWA)... 2011 Freshman All-America (Baseball America, Louisville Slugger, NCBWA and Perfect Game)... 2011 First Team All-ACC

MLB DRAFT HISTORY

Drafted by the Cincinnati Reds in the 30th Round (922nd pick) of the 2012 MLB Draft, but chose to return at Georgia Tech

SCOUTING REPORT

A very athletic and quick leadoff-type hitter ... The fastest player on the team ... Has plus instincts in the outfield with great range from gap to gap ... Has started 125 of Tech's 127 games over the last two seasons... One of just two freshmen to earn All-ACC first team honors in 2011... Garnered multiple Freshman All-America accolades.

2012

Was a draft-eligible sophomore in 2012 and was selected in the 30th-round of the Major League Draft by Cincinnati, but chose to return to Tech... Started 62 games in center field... Missed two games of the Boston College series with an ankle injury (the first two missed games of his college career)... Scored a team-high 10 game-winning runs... Was hitting .358 over the first 21 games of the season with three doubles, three triples and a home run (pre-injury)... The speedster finished the season with a team-high 16 stolen bases (in 22 attempts) to rank tied for fifth in the ACC and was tied for the ACC's second-most triples (six)... His 56 runs were second on the team and eight in the ACC... Was 4-of-9 in the Ohio State series with an RBI, three runs and drew six walks... Was 2-for-3 with three RBI, two walks, two triples and two runs in a win over Kennesaw State (2/29)... The two triples tied a Tech single-game record that had been set 18 previous times... Went 4-for-5 in the opener of the Rutgers series (3/2) with three runs, a double and two steals... Went 3-for-3 and matched a career high with four runs in the NC State win on 3/9... Was 2-for-4 vs. Georgia at Turner Field (4/24), including the game-winning double in the top of the ninth that scored Mott Hyde... Had four hits in the final two games of the Clemson series, including an inside-the-park home run on the first pitch of Saturday's game (4/28) - it was Tech's first inside-the-park homer since Tyler Greene in 2005... Had a hit, drove in two runs and swiped two bags (tied career high) in the Georgia win (5/9)... Had game-tying RBI single in the ninth at No. 22 Virginia (5/13) - Tech won 5-4 in 10 innings... Went 2-for-4 in the series finale vs. No. 21 Miami (5/19) and tied career high with 2 stolen bases... Had three hits and scored four times in ACC Tournament, including scoring the winning run in the 8-5 win over Miami in the championship game.

2011

Earned Freshman All-America honors from Baseball America, Louisville Slugger, the National Collegiate Baseball Writers of America and Perfect Game ... One of just two freshmen to earn All-ACC first team honors ... Batted .340 with a team-leading 90 hits, 57 runs scored, 11 doubles, seven triples, one home run and 32 RBI while starting all 63 of Tech's games in center ... Also stole 16 bases on the year ... His seven triples paced the ACC, ranked 10th in the country and tied for the seventh-most in a regular season in Tech history ... His 90 hits were the third-most in the ACC and the 26th-most in the nation ... Led the conference in regular season hits with 87 ... Had a team-leading 27 multi-hit games ... Recorded a hit in 50 of the 63 games on the season, and reached base in all but six ... Reached base in 24-straight games before the streak ended against Miami on March 27 ... Struck out just 32 times in 265 at-bats, an average of 8.3 at-bats per strikeout ... Came close to completing a cycle in his college debut against Kent State, going 3-for-4 with a triple and a double (2/18)... Carried a .583 average against the Golden Flashes with three RBI in the series ... Batted .400 with two RBI against Georgia Southern (2/22-23)... Had four RBI and six hits in the series versus St. John's (2/25-27)... Went 5-for-12 with three RBI and two stolen bases against Rutgers (3/4-6)... Went 5-for-5 with his first collegiate home run while attempting to hit for the cycle in Game 2 versus Maryland (3/12)... Scored four runs and had two stolen bases while going 4-for-4 against Georgia Southern (3/16)... Had a .643 batting average with a triple and a steal against NC State (3/18-20) ... Earned ACC Player of the Week honors for the week of March 14-21 ... Had five hits in three games against Duke (4/1-3), with multiple hits in two of them ... Drove in two runs on a pair of hits in a midweek game against Kennesaw State (4/5) ... Had five hits in 13 at-bats against No. 1 Virginia, with multiple hits in the opener and finale of the series ... Hit .400 in 15 plate appearances at Wake Forest including one double and one triple, and scored five runs ... Doubled to lead-off the 12th inning in Sunday's finale, before scoring the go-ahead run later in the frame ... Batted .455 (5-for-11) in three games against UNC (5/7-9) ... Had four hits, including two multi-hit games in the series against UNC (5/14-15) ... Went 3-for-4 with a run scored in the second game of the series against Virginia Tech (5/20).

HIGH SCHOOL

Four-year letterwinner and four-time All-Region selection under head coach Phil Williams at Landmark Christian School ... Member of 2010 Region Championship team as a senior... Also a member of 2008 and 2009 State Runner-up teams as a sophomore and junior... Three-time All-State selection (2008, 2009, 2010)... Named the region Player of the Year in 2008 after putting up a .549 batting average with 16 doubles, seven triples, and two home runs... Finished career ranked second on the Georgia all-time hits list with 196 career hits... Put up a career .455 batting average in high school... Spent summer playing for the prestigious East Cobb program as a member of the East Cobb Braves... Also played two years as a wide receiver on the Landmark Christian football team under coach Kenny Dallas... Named to Honor Roll in High School.

PERSONAL

Full name is Kyle Patrick Wren... Born Apr. 23, 1991 in West Palm Beach, FL... Son of Frank and Terri Wren... Twin brother Colby Wren is a former Yellow Jacket baseball player and now manager... Also has a younger brother, Jordan... Father Frank is the General Manager for the Atlanta Braves and spent five seasons in the minor leagues in the Montreal Expos organization... Uncle Jeff played baseball and football at Liberty University and currently serves as a scout for the Atlanta Braves... Majoring in management.

CAREER HIGHS

Hits: 5, Maryland, Mar 12, 2011
Doubles: 1, 22 times
Triples: 2, Kennesaw State, Feb 29, 2012
Home runs: 1, Clemson, Apr 28, 2012 ; Maryland, Mar 12, 2011 ; Virginia Tech, Mar 18, 2012
Total bases: 10, Maryland, Mar 12, 2011
RBI: 3, St. John's, Feb 25, 2011 ; Kennesaw State, Feb 29, 2012
Runs scored: 4, at NC State, Mar 09, 2012 ; Georgia Southern, Mar 16, 2011
Walks: 3, Ohio State, Feb 24, 2012 ; Ohio State, Feb 26, 2012 ; at Georgia, Mar 22, 2011
Hit by pitch: 1, 7 times
At bats: 6, 6 times
Stolen bases: 2, 5 times
Field chances: 9, Charlotte, May 06, 2012
Putouts: 8, Charlotte, May 06, 2012
Assists: 1, 4 times

CAREER STATISTICS

Year	Avg	GP-GS	AB	R	H	2B	3B	HR	RBI	SLG%	BB	SO	OB%	SB-ATT	FLD%
2011	.340	63-63	265	57	90	11	7	1	32	.445	30	32	.412	16-23	.993
2012	.256	62-62	258	56	66	10	6	2	22	.364	33	30	.346	16-22	.962
TOTAL	.298	125-125	523	113	156	21	13	3	54	.405	63	62	.379	32-45	.976





Sophomore Profiles

JOSH HEDDINGER

37



Class
Sophomore

Hometown
Suwanee, Ga.

High School
Buford

Height
6-4

Weight
216

Position
RHP

Birthdate
1/16/93

Bats-Throws
R-R

SCOUTING REPORT

A power pitcher with good upside ... Tall righty ... Made an immediate impact for the Jackets in 2012 and should compete for a weekend spot as a sophomore ... Ranked the No. 11 prospect in Georgia by Perfect Game... Was the starting pitcher in championship games back-to-back seasons -- in 2012 for Tech vs. Miami in the ACC Championship and in 2011 for Buford in the Georgia state title game.

2012

Finished his rookie season with 23 appearances, the second-most on the team, and made seven starts... Posted a 3-4 record and a 6.39 ERA in 50.2 innings... Improved as the season went on... Pitched a six-inning gem versus Georgia (5/9) as the Yellow Jackets won the season series from the Bulldogs... Did not allow an earned run over his first six career appearances (7.0 innings)... Fired a 1-2-3 seventh inning at No. 30 Georgia Southern (2/22) in his collegiate debut and preserved an 8-8 tie - Tech took the lead for good in the top of the eighth and earned his first career win... Made an emergency start for Matthew Grimes on 3/10 at NC State -- the first start of his career -- and took the loss... Made his second career start on 3/27 versus Georgia Southern and logged a career-long 6.2 innings, allowing just six hits with a career-high seven strikeouts -- but was on the wrong end of the 5-3 loss to the Eagles... Pitched 5.1 innings of relief vs. Georgia State (4/17) with six strikeouts and one walk... Got the start vs. Georgia at Turner Field (4/24) and allowed two hits and one run in 3.2 innings and

received the no decision in Tech's 4-3 win... Recorded his second win after an inning of scoreless relief versus Charlotte (5/6) -- pitched the top of the 11th and Tech won in the bottom half on a walk-off single from Daniel Palka... Got the win after a strong six-inning start vs. Georgia (5/9), allowing four hits and no earned runs, turning a 6-1 lead over to the bullpen... Was Tech's starting pitcher in the ACC Championship game, an 8-5 win over Miami... Gave Tech two innings and allowed three hits and three runs in the no decision... His start in the ACC title game came nearly one year to the day (May 30, 2011), that he was the starting pitcher in his high school's state championship game, where he threw a complete-game two-hitter with 10 strikeouts to lead Buford (Ga.) to its first baseball championship in 34 years.

HIGH SCHOOL

Two-year letterwinner and one year captain under head coach Tony Wolfe at Buford ... Led Buford to the 2011 AA State Title ... Named the 2011 Pitcher of the Year by the Gwinnett Daily Post ... Went 10-0 his senior season with a 1.99 ERA, averaging 9.37 strikeouts per game with 101 punch outs ... Hit .397 with five home runs and 37 RBI ... Tossed a no-hitter against rival school Greater Atlanta Christian during his junior season ... Also lettered two seasons in football under coach Jess Simpson (2008-09) ... Played summer ball for the East Cobb Yankees.

PERSONAL

Full name is Joshua Joseph Hedding ... Born January 16, 1993 in Pittsburgh, Pa. ... Son of Scott and Debbie Hedding ... Has two older sisters, Tara and Alexa, both of whom graduated from Georgia Tech ... Majoring in business administration ... Wanted to attend Tech since the age of 9.

CAREER HIGHS

Innings pitched: 6.2, Georgia Southern, Mar 27, 2012
 Walks allowed: 3, 5 times
 Strikeouts: 7, Georgia Southern, Mar 27, 2012
 Batters faced: 29, Georgia Southern, Mar 27, 2012
 Field chances: 2, vs Georgia, Apr 24, 2012 ; Ohio State, Feb 25, 2012
 Putouts: 1, vs Georgia, Apr 24, 2012 ; Kennesaw State, Feb 29, 2012
 Assists: 2, Ohio State, Feb 25, 2012
 Runners CS: 1, Duke, Apr 01, 2012 ; at Mercer, May 15, 2012

CAREER STATISTICS

Year	ERA	W-L	App-GS	CG	SH	SV	IP	H	R	ER	BB	SO	B/Avg.	WP	HBP
2012	6.39	3-4	23-7	0	0	0	50.2	55	41	36	32	39	.279	5	6
TOTAL	6.39	3-4	23-7	0	0	0	50.2	55	41	36	32	39	.279	5	6



MICHAEL HODOROWSKI

4



Class
Sophomore

Hometown
Kennesaw, Ga.

High School
Harrison

Height
5-11

Weight
187

Position
OF

Birthdate
10/7/92

Bats-Throws
R-R

SCOUTING REPORT

A highly-skilled hitter and defensive outfielder... Helped lead his high school team to the state championship in 2010.

2012

Played in just three games and had two official at-bats... Drew a walk in the Ohio State win (2/26).

HIGH SCHOOL

Four-year letterwinner under head coach Mark Elkins at Harrison High School ... Led the Hoyas to the Georgia AAAAA state title in 2010 ... Earned All-State honors in 2009, 2010 and 2011 ... Named First Team All-Cobb County in 2009 and 2010 ... In 2010, he batted .310 with 24 RBI and stole 19 bases ... Upped his average to .338 in 2011 despite half as many at bats from the prior year ... Tallied 107 career runs and hits at Harrison ... Attended the same high school as former Yellow Jacket Eric Patterson ... Ranked the No. 19 prospect in Georgia by Perfect Game Crosschecker ... Played summer ball for the East Cobb Braves.

PERSONAL

Full name is Michael Steven Hodorowski ... Born Oct. 7, 1992 in Cherry Point, NC ... Son of Michael and Elizabeth Hodorowski ... Has a younger sister, Erika ... Names his father as his biggest influence ... Considering becoming a trainer in the future ... Chose Tech because it was his favorite school, has a good baseball program, and its proximity to home ... Majoring in business administration.

CAREER HIGHS

Walks: 1, Ohio State, Feb 26, 2012

Struck out: 1, Ohio State, Feb 25, 2012

At bats: 1, Ohio State, Feb 25, 2012 ; Wagner, Mar 13, 2012

CAREER STATISTICS

Year	Avg	GP-GS	AB	R	H	2B	3B	HR	RBI	SLG%	BB	SO	OB%	SB-ATT	FLD%
2012	.000	3-0	2	0	0	0	0	0	0	.000	1	1	.333	0-0	.000
TOTAL	.000	3-0	2	0	0	0	0	0	0	.000	1	1	.333	0-0	.000



Sophomore Profiles

CONNOR LYNCH

16



Class
Sophomore

Hometown
Marietta, Ga.

High School
Pope

Height
6-0

Weight
203

Position
C

Birthdate
12/17/92

Bats-Throws
R-R

SCOUTING REPORT

A skilled receiver of the baseball... Gave the Jackets valuable innings behind the plate as a rookie. Highly-touted prep prospect... Considered the best high school catcher in the state and among the top prep catchers nationally... Was ranked the No. 7 prospect in Georgia by Perfect Game.

2012

Played in 29 games and made 24 starts at catcher during his rookie season... Hit .293 with five doubles, a home run and 14 RBI. Made his collegiate debut versus Ohio State (2/24) -- no at bats -- and earned first career start at catcher in the OSU series finale (2/26)... Walked in his first career plate appearance, then delivered a three-run double off the left-field wall at Russ Chandler Stadium in third inning and walked again later in the game as Tech beat Ohio State 13-4 (2/26)... In the win over Rutgers (3/2), went 2-for-3 with an RBI single, a sac fly and a two-RBI double for a career-best four-RBI game... Had a career-best three hits vs. Georgia Southern (3/28) and scored in the 10-5 win... Had a two-RBI single and scored in an 8-0 win over Duke (3/31)... Had two hits and scored in the Kennesaw State win (4/3)... Matched his career high with three hits in the Mercer win (4/10)... Singled and registered his first career stolen base vs. Georgia at Turner Field (4/24)... Went 4-for-8 at the ACC Championship with a pair of doubles in two starts at catcher, including a 2-for-5 showing with a double and a run in the championship game win over Miami... Went 1-for-3 in an elimination game versus College of Charleston in the NCAA Gainesville Regional, including his first career homer - a two-run blast - in the 3-0 win.

HIGH SCHOOL

Three-year letterwinner and two year captain under head coach Jeff Rowland at Pope High School... Helped Pope win the 2009 AAAAA state championship... Named to the All-County team twice and the AAAAA All-State team in 2011... The Golden Bat award winner in 2010-2011... Named to the East Coast Pro Showcase team and the Braves 400 Club... Ranked as the No. 6 overall recruit in the state of Georgia and top-200 in the nation... Invited to the Under Armour All-American game but did not attend... Played one season of football and basketball... During his junior and senior seasons behind the plate, opponents did not attempt a single steal on him... Maintained a 3.45 GPA... Played summer ball for Team Georgia and Team Elite.

PERSONAL

Full name is Connor Gerald Lynch... Born December 17, 1992 in Syracuse, NY... Son of Keith and Linda Lynch... Lists his parents as his biggest influence... Has a younger brother, Liam... His grandfather, Jerry Lynch, played in the MLB for 13 years with the Pirates and Reds, and roomed with Roberto Clemente and Bill Maziarowski... His uncle, Lee Najjar, appeared on "The Real Housewives of Atlanta" and had his house shown on MTV's "Cribs"... Majoring in business administration... Wants to do volunteer work during his time at Tech and lists his favorite nonathletic memory as doing miracle-league work with disabled kids.

CAREER HIGHS

Hits: 3, Mercer, Apr 10, 2012; Georgia Southern, Mar 28, 2012
Doubles: 1, 5 times
Home runs: 1, vs Coll. of Charleston, Jun 03, 2012
Total bases: 4, vs Coll. of Charleston, Jun 03, 2012
RBI: 4, Rutgers, Mar 03, 2012 5.19
Runs scored: 2, vs Virginia, May 25, 2012
Walks: 2, Ohio State, Feb 26, 2012
Hit by pitch: 1, vs Virginia, May 25, 2012
At bats: 5, at Kennesaw State, Apr 03, 2012; Charlotte, May 06, 2012; vs Miami, May 27, 2012
Stolen bases: 1, vs Georgia, Apr 24, 2012
Field chances: 15, Georgia Southern, Mar 28, 2012
Putouts: 14, Georgia Southern, Mar 28, 2012
Assists: 2, 5 times
Runners CS: 2, Duke, Apr 01, 2012

CAREER STATISTICS

Year	Avg	GP-GS	AB	R	H	2B	3B	HR	RBI	SLG%	BB	SO	OB%	SB-ATT	FLD%
2012	.293	29-24	82	11	24	5	0	1	14	.390	7	11	.348	1-2	.981
TOTAL	.293	29-24	82	11	24	5	0	1	14	.390	7	11	.348	1-2	.981





A.J. MURRAY

9



Class
Sophomore

Hometown
Westfield, NJ

High School
Westfield

Height
6-1

Weight
214

Position
C/1B

Birthdate
4/4/93

Bats-Throws
R-R



Houston, 48th Rd, '11

MLB DRAFT HISTORY

Drafted in the 48th Round by Houston in 2011 but elected to enroll at Tech

SCOUTING REPORT

A highly-regarded prep catcher from New Jersey... Is coming off a very productive fall and should compete for starting time in 2013 at first base or designated hitter.

2012

Saw action in 12 games and made two starts... Made his collegiate debut with a start at first base versus Ohio State (2/25)... Drew a walk and scored a run in that game versus the Buckeyes... Started at designated hitter in a 10-5 win over Georgia Southern (3/28)... Picked up his first college hit at No. 6 North Carolina (4/21), going 1-for-2... Recorded his first career RBI with a sacrifice fly versus No. 1 Florida in the NCAA Gainesville Regional (6/3).

HIGH SCHOOL

Three-year letterwinner and one-year captain under head coach Bob Brewster at Westfield High School in New Jersey ... State sectional champion in 2011 ... New Jersey Gatorade Player of the Year and the New Jersey Star Ledger Player of the Year ... Named First Team All-State in 2011 ... First Team All-Area from 2009-2011 ... Earned his high school's batting title ... Played in the New Jersey North-South All-State game ... Owns the Westfield record for home runs, hits and runs ... Recorded 10 RBI in one game ... As a senior, he hit .540 with nine homers, 12 doubles, and scored 54 runs, all of which were school single-season records ... Ranked as the No. 77 recruit in the nation and No. 3 in the State of New Jersey by Perfect Game ... Also was a three-year standout in football under coach Jim Desarno as a running back and linebacker ... Earned All-State honors in 2011, and All-Area honors from 2009-11 ... Rushed for over 1,000 yards and recorded 117 tackles... made the school's honor roll ... Played summer ball for Super 18.

PERSONAL

Full name is Andrew John Murray ... Born April 4, 1993 in Rahway, N.J. ... Son of Michael Murray and Cathy Donlin ... His father, Michael, played with the Chicago White Sox ... Has one sister, Brittany, and two brothers, Michael and Douglas ... His brother, Michael, was a standout catcher at Wake Forest, and currently plays for the San Francisco Giants organization ... Sister Brittany played softball for Maryland ... Majoring in business administration.

CAREER HIGHS

Hits: 1, at North Carolina, Apr 21, 2012
Total bases: 1, at North Carolina, Apr 21, 2012
RBI: 1, at Florida, Jun 03, 2012
Runs scored: 1, Ohio State, Feb 25, 2012
Walks: 1, Ohio State, Feb 25, 2012 ; at Boston College, Mar 24, 2012
At bats: 3, Georgia Southern, Mar 28, 2012
Field chances: 6, Ohio State, Feb 25, 2012
Putouts: 6, Ohio State, Feb 25, 2012
Assists: 1, Wagner, Mar 13, 2012

CAREER STATISTICS

Year	Avg	GP-GS	AB	R	H	2B	3B	HR	RBI	SLG%	BB	SO	OB%	SB-ATT	FLD%
2012	.083	12-2	12	1	1	0	0	0	1	.083	2	1	.200	0-1	.941
TOTAL	.083	12-2	12	1	1	0	0	0	1	.083	2	1	.200	0-1	.941





Sophomore Profiles

COLEPITTS

36



Class
Sophomore

Hometown
Moultrie, Ga.

High School
Colquitt County

Height
6-5

Weight
232

Position
RHP

Birthdate
9/3/92

Bats-Throws
R-R



Cleveland, 32nd Rd., '11

MLB DRAFT HISTORY

Drafted in the 32nd Round by Cleveland in 2011 but elected to enroll at Tech.

SCOUTING REPORT

A tall, polished righty... Made an immediate impact as a rookie with 13 starts... Will compete again for a weekend starting job in 2013.

2012

Appeared in 19 games and his 13 starts were second-most on the team, as were his 78.0 innings... Finished the year with a 4.50 ERA and was 6-4 with one save... Was lights-out in his first collegiate action, firing 4.0 innings and getting the win in relief against Winthrop, 5-3 (2/18)... Fanned five and allowed just one run and three hits... Made his first career start versus Kennesaw State on 2/29 and recorded his second win with four scoreless innings, three hits, one walk and five strikeouts... Made his second career start at Georgia State (3/7) and took the loss after allowing five hits and two runs with five strikeouts in four innings... Struck out a career high six batters in a 3.1-inning relief appearance vs. Virginia Tech (3/17)... Posted his first career save and matched his career-long of four innings (four hits, no runs, no walks, one strikeout) at Boston College to preserve a 2-1 lead... Made his third career start versus Georgia Southern (3/28) and picked up the win by allowing three earned runs and five hits in a career-long 6.0 innings... Recorded a career-high eight strikeouts in the GSU win... Made his first career ACC start versus No. 2 Florida State on 4/8 and was tagged the loss... Gave Tech a gutsy effort in the series finale at No. 6 North Carolina, throwing five

innings and limiting the Heels to just two runs -- the Jackets rallied late and clinched the series with a 4-2 win... Limited Charlotte to seven singles and one run in six innings, and turned a 2-1 lead over to bullpen in the seventh inning (Tech won 6-5 in 11 innings)... The start versus Charlotte matched his then-career long... Tossed 3.2 innings at No. 22 Virginia, allowing six hits and three runs in a no decision... On the final day of the regular season vs. No. 21 Miami, with Tech looking for the last spot in the ACC Tournament, the rookie turned in the best start of his career... He tossed a career-long seven innings of two-hit ball and allowed just one run, one walk with five strikeouts as the Jackets beat the Hurricanes, 2-1... Picked up his second consecutive win over a Top-25 team, tossing five innings with four runs allowed (two earned) in a 17-5 rout of No. 19 Virginia at the ACC Championship... Started Tech's NCAA Gainesville Regional opener versus College of Charleston and allowed three earned runs in 3.2 innings as Tech went on for the 8-4 victory.

HIGH SCHOOL

Four-year letterwinner under head coach Tony Kirkland at Colquitt County ... Played first base and hit 11 home runs as a senior and showcased a 1.82 ERA on the mound ... Owns the home run record at Colquitt County ... Named the Region 1-AAAAA Player of the Year in 2011 ... Also played two seasons of basketball and one year of football ... Participated in the Sunbelt Classic in Oklahoma and was named the 2010 MVP ... Played the summer of 2011 for the Middle Georgia Titans.

PERSONAL

Full name is Cole Garron Pitts ... Born September 3, 1992 in Thomasville, Ga. ... Son of Craig and Deborah Pitts ... Has an older brother, Chance ... Majoring in business administration ... Considering a future as a teacher and coach ... Chose Tech because of its educational opportunities, baseball program, and campus.

CAREER HIGHS

Innings pitched: 7.0, Miami, May 19, 2012
Walks allowed: 5, at Wake Forest, Apr 15, 2012
Strikeouts: 8, Georgia Southern, Mar 28, 2012
Batters faced: 28, vs Virginia, May 25, 2012
Field chances: 2, 5 times
Assists: 2, 5 times
Runners CS: 1, 4 times

CAREER STATISTICS

Year	ERA	W-L	App-GS	CG	SH	SV	IP	H	R	ER	BB	SO	B/Avg.	WP	HBP
2012	4.50	6-4	19-13	0	0	1	78.0	98	48	39	35	60	.307	4	3
TOTAL	4.50	6-4	19-13	0	0	1	78.0	98	48	39	35	60	.307	4	3





CHARLESSHEFFIELD

5



Class
Sophomore

Hometown
Columbus, Ga.

High School
Columbus/IMG Academy

Height
6-4

Weight
217

Position
OF/1B

Birthdate
12/7/92

Bats-Throws
R-R



Oakland, 49th Rd, '11

MLB DRAFT HISTORY

Drafted in the 49th Round by Oakland in 2011 but elected to enroll at Tech.

SCOUTING REPORT

A strong right-handed hitter that is versatile in the field... Played well in the fall of his sophomore season and should compete for starting time in 2013... Played for one of the top high school baseball programs in the country at Columbus, before enrolling at IMG Baseball Academy in Florida.

2012

Saw action in 12 games... Played a reserve role, as Tech had a veteran presence in the outfield and at first base... Made his collegiate debut versus Winthrop (2/18) and was the only freshman position player to see action on the opening weekend... Recorded his first career hit in a pinch-hit role at NC State (3/11)... Came in to pinch hit and play right field in the first game of the doubleheader at No. 6 North Carolina (4/21) and finished 2-for-2 with his first career RBI.

HIGH SCHOOL

Two-year letterwinner as a first baseman and pitcher at Columbus High school where he helped the team to the 2010 AAA state championship ... Transferred to IMG Academy in Bradenton, Fla. for his senior year ... Won the IMG batting title in 2011 after hitting .417 with three home runs and 27 RBI ... Named to the Florida Diamond Club ... Member of the National Honors Society ... Played summer ball for the Florida Bombers.

PERSONAL

Full name is Charles Ray Sheffield ... Born December 7, 1992 in Atlanta, Ga. ... Son of Charles Ray and Rita Sheffield ... Has a younger brother, Reeves, and a younger sister, Frances Kay ... His uncle, Dan Reeves, is a former player in the NFL and head coach of the Atlanta Falcons when the Falcons advanced to their only Super Bowl in franchise history in 1998 ... His uncle, Chan Reeves, played golf at Tech ... Majoring in business administration.

CAREER HIGHS

Hits: 2, at North Carolina, Apr 21, 2012
Total bases: 2, at North Carolina, Apr 21, 2012
RBI: 1, at North Carolina, Apr 21, 2012
Walks: 1, Charlotte, May 05, 2012
At bats: 2, at North Carolina, Apr 21, 2012 ; Ohio State, Feb 26, 2012
Innings pitched: 1.0, Florida State, Apr 08, 2012 ; at North Carolina, Apr 21, 2012
Walks allowed: 2, at North Carolina, Apr 21, 2012
Strikeouts: 3, Florida State, Apr 08, 2012
Batters faced: 5, Florida State, Apr 08, 2012 ; at North Carolina, Apr 21, 2012
Field chances: 1, Rutgers, Mar 02, 2012 ; at Virginia, May 12, 2012
Putouts: 1, Rutgers, Mar 02, 2012 ; at Virginia, May 12, 2012

CAREER STATISTICS

Year	Avg	GP-GS	AB	R	H	2B	3B	HR	RBI	SLG%	BB	SO	OB%	SB-ATT	FLD%
2012	.250	11-0	12	0	3	0	0	0	1	.250	1	6	.308	0-0	1.000
TOTAL	.250	11-0	12	0	3	0	0	0	1	.250	1	6	.308	0-0	1.000





Sophomore Profiles

THOMAS SMITH

13



Class
Sophomore

Hometown
Fort Pierce, Fla.

High School
John Carroll

Height
6-1

Weight
166

Position
2B/SS

Birthdate
12/30/92

Bats-Throws
R-R

HONORS & AWARDS

2012 ACC All-Tournament Team

SCOUTING REPORT

A scrappy hard-working player who went from nearly redshirting as an un-recruited walk-on to being named to the ACC All-Tournament Team... Consistent fielder with good discipline at the plate... Played high school baseball for the highly-successful John Carroll program in Ft. Pierce, Fla.

2012

Named to the ACC All-Tournament Team... Was inserted in the line-up in late March to add a spark, and didn't relinquish his starting second-baseman spot for the final 39 games of the season... Hit .302 with 12 RBI, six doubles and five stolen bases... Was a tough out, drawing 15 walks (against 14 strikeouts) and was hit by eight pitches (third-highest on the team)... His .407 on-base percentage was third-best among starters... Fielded at a .967 clip and aided in 26 of Tech's 35 double plays turned over the final 39 games of the season... Tech's fielding percentage was .935 in the first 25 games without Smith in the lineup, and .966 over the final 39 games with Smith... Turned in a memorable college debut, starting at second base vs. Georgia Southern (3/28) and reached base three times (single and two walks), scored, and made a key defensive play for the final out in the seventh inning with Tech leading 8-3 and the bases loaded

for GSU... Stayed hot in the Duke series, starting all three games and going 7-for-10 with two RBI, two runs, a walk and two steals... He scored the game-winning run in the eighth inning of the 1-0 win over Duke and drove in the winning run in the 8-0 win over the Blue Devils... Went 3-for-5 versus No. 2 Florida State (4/7), scored a run and turned three of Tech's four double plays... Hit 4-for-11 in the Wake Forest series, with a double and two runs... Went 2-for-4 and set a career high with four RBI in the 11-4 win at No. 6 North Carolina (4/21)... Reached base twice vs. Georgia at Turner Field (4/24) with a double and a run... Collected two hits, two RBI and two runs in the Georgia win (5/9) - he drove in a run with a suicide squeeze bunt in the third inning, and was in all four double plays turned by Tech (tied season high)... Had three hits, an RBI, a run and played error-free during the Virginia series... Named to the ACC All-Tournament after going .333 (5-for-15) in Greensboro with a double, RBI, stolen base and helping turn four double plays and committing just one error in 23 chances... Was held hitless in the NCAA Gainesville Regional, but played error-free in the four games, walked twice, scored in the 3-0 win over Charleston.

HIGH SCHOOL

Was a four-year letterwinner and senior captain for head coach Mike Easom at John Carroll High School in Fort Pierce, Fla. ... Three-time All-Area selection at shortstop ... John Carroll was regional champions in 2008 and 2009, was the state runner-up in 2008 and reached the state Final Four in 2009 ... Played in Fort Pierce's North vs. South All-Star Game ... Was a four-year honor student and member of the National Honor Society ... Lists his greatest athletic accomplishment as earning a walk-on spot at Georgia Tech.

PERSONAL

Full name is Thomas Alexander Smith ... Born December 30, 1992 in Jensen Beach, Fla. ... Son of David and Kimberly Smith ... Has a brother, Andrew, and sister, Anna ... His father David is a 1985 graduate of Georgia Tech ... Majoring in mechanical engineering ... Considering a future as an engineer for the Department of Defense ... Chose Tech because of its great academics and baseball.

CAREER HIGHS

Hits: 3, Florida State, Apr 07, 2012 ; Duke, Mar 31, 2012
Doubles: 1, 6 times
Total bases: 3, 5 times
RBI: 4, at North Carolina, Apr 20, 2012
Runs scored: 2, at Wake Forest, Apr 14, 2012 ; Georgia, May 09, 2012
Walks: 2, Georgia Southern, Mar 28, 2012 ; Charlotte, May 05, 2012
Hit by pitch: 1, 8 times
At bats: 5, Florida State, Apr 07, 2012
Stolen bases: 1, 4 times
Field chances: 11, at North Carolina, Apr 21, 2012
Putouts: 5, at North Carolina, Apr 21, 2012 ; Clemson, Apr 29, 2012
Assists: 7, Georgia, May 09, 2012 ; vs Miami, May 27, 2012

CAREER STATISTICS

Year	Avg	GP-GS	AB	R	H	2B	3B	HR	RBI	SLG%	BB	SO	OB%	SB-ATT	FLD%
2012	.302	39-39	126	18	38	6	0	0	12	.349	15	14	.407	4-5	.967
TOTAL	.302	39-39	126	18	38	6	0	0	12	.349	15	14	.407	4-5	.967





DANIEL SPINGOLA

35



Class
Sophomore

Hometown
Roswell, Ga.

High School
Marist

Height
6-1

Weight
178

Position
OF

Birthdate
5/5/93

Bats-Throws
R-R

HONORS & AWARDS

2012 ACC Academic Honor Roll

SCOUTING REPORT

Played a key role as a reserve player during his rookie season... A walk-on to the 2012 team ... Won a pair of state baseball championships at nearby Marist.

2012

Played in 23 games and made eight starts... Hit .349 (15-for-43) with three doubles, five RBI and was 4-for-5 in stolen-base attempts... His .349 average was tops among Tech's reserve players... Hit a team-best .400 (4-for-10) in pinch-hit opportunities... Made his college debut with a pinch-hit versus Rutgers (3/2)... Recorded his first collegiate hit in the Wagner win (3/13)... He pinch-hit at Boston College (3/24) and went 1-for-2 with a double and a run... Earned his first career start in the second game of the doubleheader at Boston College (3/24)... Recorded his first career RBI versus No. 1 Florida State (4/8)... Had a pinch-hit single that scored a run at Wake Forest (4/13)... Had a hit and scored at No. 6 North Carolina (4/21)... Reached base three times in the Charlotte series

finale, going 1-for-1 with two walks and two steals... Went 2-for-3 with a run in the Georgia win (5/9) -- first career 2-hit game -- and stole a base... Filling in for injured Brandon Thomas in left field, he had a big series at Virginia by going 5-for-11 with a run, three RBI, a double and played error-free... Went 1-for-3 at Mercer (5/15) with a stolen base... Had two hits with a double in the win over Clemson at the ACC Championship.

HIGH SCHOOL

Lettered in two season of baseball as both an outfielder and left-handed pitcher for head coach Mike Strickland at Marist High School ... Also played three seasons of basketball for Marist ... Was a part of two state championship baseball teams at Marist in 2010 and 2011 ... Hit a team-leading 12 home runs his senior season ... lists his greatest athletic accomplishment as being a starter on both state championship baseball teams in 2010 and 2011.

PERSONAL


Full name is Daniel Christian Spingola ... Born May 5, 1993 in Chapel Hill, N.C. ... Son of Frank and Lindy Spingola ... Has two sisters, Lori and Amy ... His sister Lori is a pitcher on the University of North Carolina softball team ... His dad Frank played college baseball IUP in Pennsylvania ... Majoring in biomedical engineering ... Chose Georgia Tech because of its academic and athletic reputation and because it's close to home.

CAREER HIGHS

Hits: 2, 4 times
Doubles: 1, at Boston College, Mar 24, 2012 ; at Virginia, May 11, 2012 ; vs Clemson, May 26, 2012
Total bases: 3, at Virginia, May 11, 2012 ; vs Clemson, May 26, 2012
RBI: 2, at Virginia, May 11, 2012
Runs scored: 1, 5 times
Walks: 2, Charlotte, May 06, 2012
At bats: 4, 4 times
Stolen bases: 2, Charlotte, May 06, 2012
Field chances: 3, 5 times
Putouts: 3, 4 times
Assists: 1, at Boston College, Mar 24, 2012

CAREER STATISTICS

Year	Avg	GP-GS	AB	R	H	2B	3B	HR	RBI	SLG%	BB	SO	OB%	SB-ATT	FLD%
2012	.349	23-8	43	5	15	3	0	0	5	.419	4	9	.404	4-5	1.000
TOTAL	.349	23-8	43	5	15	3	0	0	5	.419	4	9	.404	4-5	1.000





Freshmen Profiles

SAM CLAY

11



HIGH SCHOOL

A three-year baseball letterwinner and four-year football letterwinner at Buford (Ga.) High School... Played baseball under head coach Tony Wolfe and football for Jess Simpson... Finished his senior year on the mound with a 6-2 record and a 1.29 ERA... Struck out 102 in 65 innings... Was named to ESPN's 2012 All-State baseball team... Also earned Gwinnett Daily Post "Super Six" honors... Helped lead Buford to the baseball title in 2011 and a regional title in 2012... Was 7-2 in 2011 with a 2.03 ERA and 77 strikeouts in 48 innings... Was the starting quarterback for Buford's football team, which were the state runner-up in 2012... Buford won state football titles his freshman, sophomore and junior seasons... Was a four-year honor roll member at Buford and an Academic All-County pick in 2012... Played summer baseball for the East Cobb Yankees and was part of the 2012 Perfect Game 18U National Championship team.

PERSONAL

Full name is Samuel Thomas Hunter Clay... Born June 21, 1993 in Knoxville, Tenn... Son of Darby and Belinda Clay... Is one of five siblings -- Jerod, Cody, Justine and Jaime... His sister Justine played soccer at Piedmont College and was a four-time All-Conference pick and the school's first-ever Academic All-America in any sport... Lists winning the Perfect Game 18U National Championship as his most memorable athletic achievement... Intends to major in biology.

Class
Freshman
Hometown
Buford, Ga.
High School
Buford
Height
6-3
Weight
195
Position
LHP
Birthdate
6/21/93
Bats-Throws
L-L

GREGORY FEINBERG

12



HIGH SCHOOL

A three-year baseball letterwinner while playing catcher and second base at J.P. Taravella High School at Coral Springs, Fla. ... Played baseball under head coach Jason Stein ... participated in the Broward County Athletic Association All-Star Game during his senior season ... Acted as President/Captain of the robotics team at his high school where his team won the South Florida FIRST Robotics championship ... Named to the Principal's Honor Roll and National Society of High School Scholar.

PERSONAL

Full name is Gregory Lee Feinberg ... Born December 27, 1993 in Coral Springs, Fla. ... Son of Jay and Sandra Feinberg and brother to Rebecca Feinberg ... Considers making the Georgia Tech baseball team his most memorable athletic accomplishment ... Chose Georgia Tech for its prestigious academics and great sporting tradition ... Intends to major in aerospace engineering.

Class
Freshman
Hometown
Coral Springs, Fla.
High School
J.P. Taravella
Height
5-10
Weight
156
Position
C
Birthdate
12/27/93
Bats-Throws
R-R

DYLANDORE

1



HIGH SCHOOL

A three-year baseball letterwinner at Johns Creek High School under head coach Billy Nicholson... Played center field throughout his high school career, including as a captain his senior year... Helped Johns Creek to the GHSA baseball semifinals as Region Champions in 2012 ... Compiled a .402 batting average during his senior season ... Lists winning the 17WWBA and 18BCS national titles in the summer of 2011 as his most memorable athletic accomplishment ... Was named an All-Region Outfielder in 2011 and 2012 ... Named to the Rawlings 2012 Southeast 2nd Team All-American.

PERSONAL

Full name is Dylan James Dore ... Born April 26, 1994 in Sunrise, Fla. ... Son of Pete and Gretchen Dore... Enjoys deep sea fishing and playing the guitar ... Intends to major in business administration ... Chose Georgia Tech for its top notch academics, its prestigious baseball program and its proximity to home.

Class
Freshman
Hometown
Cumming, Ga.
High School
Johns Creek
Height
5-10
Weight
162
Position
OF
Birthdate
4/26/94
Bats-Throws
R-R

MATT GONZALEZ

14



MLB DRAFT

Drafted in the 11th Round (349th pick) by Oakland in 2012 but chose to enroll at Tech

HIGH SCHOOL

A four-year baseball letterwinner at Harrison High School under head coach Mark Elkins ... Was a highly-recruited shortstop during his four-year career, but also pitched some as a closer ... Won the AAAAA State Championship in 2010 as a sophomore... Competed in the Georgia Dugout Club All-Star Game ... Was named Region Player of the Year in 2011 and 2012 as well as All-Cobb County (2010-2012) and Georgia Dugout AAAAA Player of the Year in 2010 ... Chose Georgia Tech for the baseball coaching staff, top notch academics and its proximity to home.

PERSONAL

Full name is Matthew Alexander Gonzalez ... Born Nov 30, 1993 in Ft. Lauderdale, Fla. ... Son of Alex and Kelly Gonzalez... Father Alex played baseball at West Florida ... Named Physical Education Student of the Year in 2011 ... Lists graduating high school as his most memorable non-athletic accomplishment ... Intends to major in business administration.

Class
Freshman
Hometown
Acworth, Ga.
High School
Harrison
Height
5-10
Weight
187
Position
SS/3B
Birthdate
11/30/93
Bats-Throws
R-R



Oakland, 11th Rd, '12



GEOFFREY GREENFADER 19



HIGH SCHOOL

Played baseball during entire high school career and attended Saint John's School in San Juan, Puerto Rico... Played on and captained the Puerto Rican National Championship team in 2011 ... Named to the Connie Mack All-Star team in 2012 ... Recorded an ERA of 0.46 in the American Congress during the 2012 season which was the lowest in the league ... Elected Student Council Representative during his senior year ... Named to High School Honor Roll.

PERSONAL

Full name is Geoffrey Andrew Greenfader ... Born August 5, 1994 in San Juan, Puerto Rico ... Son of Adam and Gail Greenfader and brother to Hannah Greenfader ... Father, Adam, and Grandfather, Hal, played baseball at Clark University and UVM respectively ... Chose Georgia Tech for its prestigious academics, highly ranked baseball program, and its proximity to home ... Presidential Scholarship Award recipient ... Intends to major in business administration.

Class

Freshman

Hometown

Ocean Park, P.R.

High School

Saint John's

Height

6-0

Weight

162

Position

LHP

Birthdate

8/5/94

Bats-Throws

R-L

JARED JILLSON 38



HIGH SCHOOL

Played four years of varsity baseball under head coach Jim Peters at St. Edwards in Vero Beach, Fla... Named an Under Armour Preseason All-America last season... Finished his senior year with a 0.78 ERA and 89 strikeouts... Earned All-Area and Treasure Coast All-Star honors... Played summer ball for the East Cobb Yankees... Led Yankees to the Perfect Game WWBA 18U National Championship and pitched a complete-game, four-hitter in the national championship game victory.

PERSONAL

Full name is Jared Edwin Jillson... Born August 10, 1993 in Atlanta... Son of Ed and Lisa Jillson... Is an avid offshore angler and a certified SCUBA diver... Once fought and landed a 360-pound swordfish, taking nearly 11 hours to reel it in... Began playing baseball at age 5... Intends to major in business administration.

Class

Freshman

Hometown

Vero Beach, Fla.

High School

St. Edwards

Height

6-1

Weight

212

Position

RHP

Birthdate

8/10/92

Bats-Throws

R-R

JONATHAN KING 38



HIGH SCHOOL

Played four year of varsity baseball at Riverdale High for head coach Barry Messer... A highly-touted prep left-handed pitcher... Named the Gatorade Player of the Year in 2012 for Tennessee high school baseball... As a senior, earned Louisville Slugger honorable mention All-America honors, All-Region honors and was the District Player of the Year... Helped lead his team to the 7-AAA district championship title and a Region 4 title his senior season... Was 11-1 on the mound in 2012 with a 0.65 ERA, 96 strikeouts and 17 walks and hit .398 with 10 home runs... Was also an All-District pick in 2011 after hitting .420 with six homers and posting a 6-2 record on the mound... Graduated with honors from Riverdale and was named his senior class' most outstanding male student.

PERSONAL

Full name is Jonathan Dalton King... Born April 9, 1993 in Murfreesboro, Tenn... Son of Tracy and Kellee King... Has a younger brother Dylan and sister Kelsey... His cousin, Brennan King, played for the LA Dodgers from 1999-2006... Chose Tech because of its elite academic reputation and that chance to play college baseball at the highest level... Intends to major in chemical engineering.

Class

Freshman

Hometown

Murfreesboro, Tenn.

High School

Riverdale

Height

5-11

Weight

205

Position

LHP/OF

Birthdate

4/9/93

Bats-Throws

L-L

KYLE LEACH 42



HIGH SCHOOL

A four-year baseball letterwinner at George Walton Academy under head coach Todd Shelnutt ... Was a RHP and centerfielder during four year career... Reached the GHSA baseball semifinals in 2012 ... Compiled a 23-7 mark as a pitcher during high school career ... Set the school record for most wins (9) and lowest era (1.26) in a single season during the 2012 campaign ... Was named an All-Region Pitcher in 2011 and 2012 ... Chose Georgia Tech for its prestigious baseball program, the educational opportunity, and the track record of Georgia Tech graduates in the working world ... Competed for Team Georgia in Norman, Okla. in the Heartland Classic during the 2012 summer season.

PERSONAL

Full name is Anthony Kyle Leach ... Born Jan. 7, 1994 in Lawrenceville, Ga. ... Son of Keith and Janet Leach... Has one younger sister, Rachel Leach ... Was a AP Scholar with Honors, a member of the Dean's List, and a member of the National Honor Society ... Lists graduating in the top 5 of his class at George Walton Academy as his most memorable non-athletic accomplishment ... Intends to major in engineering (undecided).

Class

Freshman

Hometown

Monroe, Ga.

High School

George Walton Academy

Height

6-1

Weight

163

Position

RHP

Birthdate

1/7/94

Bats-Throws

R-R

Freshmen Profiles

COLEMILLER

20

**HIGH SCHOOL**

A four-year baseball letterwinner at Darlington School under head coach Kent Harrison ... Played first and third base, the outfield, and pitched during his four year career ... Was named All-Region and All-Area (2009-2012 seasons) as well as All-Region and All-Area Player of the Year by the Rome News Tribune ... Was a member of the 2009 and 2011 region championship teams ... Holds school record for most home runs in a single season (14 in 2011) ... Chose Georgia Tech for its prestigious baseball program, proximity to home, and the educational opportunity ... Played summer baseball for the East Cobb Yankees in the summer of 2012.

PERSONAL

Full name is Douglas Cole Miller ... Born Oct. 19, 1993 in Marietta, Ga. ... Son of Douglas and Lynda Miller... Has one younger brother, Garrett Miller ... His father, Douglas, played football at the University of Pennsylvania (1977-1980) ... Served as President of the "Y" Cabinet (Christian Organization) as well as a leader for FCA ... Intends to major in business administration.

Class

Freshman

Hometown

Cave Spring, Ga.

High School

Darlington School

Height

6-4

Weight

229

Position

1B

Birthdate

10/19/93

Bats-Throws

R-R

GRANTWRUBLE

21

**HIGH SCHOOL**

A four-year baseball letterwinner at Chattahoochee HS under head coach Tim Lemons ... Played catcher exclusively during his four year career ... Was named All-Region (2010-2012 seasons) ... Led team in every batting statistic during his senior year and led team in RBI in his last three years... Graduated Summa Cum Laude and was listed on the Honor Roll every semester in high school.

PERSONAL

Full name is Grant Timothy Wruble ... Born Oct. 15, 1993 in Cincinnati, Ohio ... Son of Tim and Roxann Wruble... Has one younger sister, Claire Wruble... Chose Georgia Tech because of Georgia Tech's prestigious degree, always wanted to play in the ACC, and is a lifelong Georgia Tech fan... Intends to major in business administration.

Class

Freshman

Hometown

Johns Creek, Ga.

High School

Chattahoochee

Height

6-1

Weight

182

Position

C

Birthdate

10/15/93

Bats-Throws

R-R

JOEWISEMAN

24

**HIGH SCHOOL**

A three-year baseball letterwinner and two-time captain under head coach Jeff Rowland at Pope High School ... Was a pitcher and first baseman during four-year career at Pope... A member of the 2011 Region Championship team ... Was named Region SAAAAA Pitcher of the Year in 2012 ... Lists making back to back quarterfinal appearances in the GHSA Baseball State Tournament as his most memorable athletic accomplishment ... Chose Georgia Tech for its great education, prestigious baseball program, and its proximity to home.

PERSONAL

Full name is Joseph David Wiseman... Born Sept. 21, 1993 in Raleigh, N.C. ... Son of Joe and Christie Wiseman... Is the oldest of three children (brother Patrick and sister Caroline)... Served on the Board of the National Honor Society at Pope High School... Intends to major in industrial engineering.

Class

Freshman

Hometown

Roswell, Ga.

High School

Pope

Height

6-4

Weight

243

Position

RHP

Birthdate

9/21/93

Bats-Throws

R-R

WILLYOUNG

23

**HIGH SCHOOL**

Lettered for two seasons of baseball under head coach Mike Ruck at Yorktown High School... Was a first-team All-District and second-team All-Region pick at shortstop in 2012... Helped lead Yorktown to the 2012 district title... Hit .420 as a senior with two homers, 19 RBI and five stolen bases... Was an All-District outfielder in 2011... Also lettered two years in wrestling and earned All-District accolades... Was a four-year honor roll student and in the National Honor Society.

PERSONAL

Full name is William Joseph Young... Born December 23, 1993 in Arlington, Va... Son of John and Barbara Young... Has an older brother Nathan and younger sister Kathryn... His father is a 1985 Tech graduate and is the former United States Undersecretary of Defense... His brother attends Tech and plays rugby... Intends to major in business administration.

Class

Freshman

Hometown

Arlington, Va.

High School

Yorktown

Height

5-10

Weight

170

Position

IF

Birthdate

12/23/93

Bats-Throws

R-R

Preseason Survey Of Upperclassmen



Most Vocal Leader

Player..... Pct.
Buck Farmer **59%**




Others Receiving Votes

Sam Dove 22%
 Dusty Isaacs 9%

Biggest Surprise In 2013

Player..... Pct.
AJ Murray **24%**



Others Receiving Votes

Matt Gonzalez 20%
 Dusty Isaacs 14%
 Jonathan King 14%

Most Athletic

Player..... Pct.
DeAndre Smelter* **85%**



Others Receiving Votes

Brandon Thomas 5%
 Jared Jillson 5%
 Daniel Spingola 5%

Hardest Worker

Player..... Pct.
Devin Stanton* **80%**




Others Receiving Votes

Zane Evans 4%
 Brandon Thomas 4%
 Jonathan Roberts 4%
 Jonathan King 4%
 Jared Jillson 4%

Most Likely To Star In MLB

Player..... Pct.
Daniel Palka* **45%**



Others Receiving Votes

Brandon Thomas 30%

The Fastest

Player..... Pct.
Kyle Wren* **71%**



Others Receiving Votes

Brandon Thomas 19%

The Strongest

Player..... Pct.
DeAndre Smelter **31%**




Others Receiving Votes

AJ Murray 27%
 Jonathan Roberts 15%
 Kyle Wren 15%

Best Singer

Player..... Pct.
Gregory Fineberg **19%**



Others Receiving Votes

Cole Miller 13%
 Jared Jillson 9%
 Cole Pitts 9%

Best Dancer

Player..... Pct.
Connor Lynch **42%**




Others Receiving Votes

Kyle Leach 23%

Strongest Accent

Player..... Pct.
Cole Pitts* **100%**



Others Receiving Votes

Could Play For Paul Johnson's Football Team

Player..... Pct.
DeAndre Smelter* **91%**




Others Receiving Votes

Gregory Fineberg 9%

Best Practice Player

Player..... Pct.
Thomas Smith **41%**



Others Receiving Votes

Devin Stanton 21%
 Jonathan King 10%

Survey was conducted among the team's 23 returning players; *indicates a repeat winner in same category from last season



Personality Grid

	Pre-Game Meal	Player I idolized growing up...	Team I wish was on the schedule	Player my game most resembles	Mascot that freaks me out	Celebrity who looks like me	I wish I were better at	People don't know this about me
1 Dylan Dore	Ham Sandwich	Juan Pierre	Florida Atlantic	Hunter Pence			Singing	
2 Grant Wruble		Ken Griffey, Jr.	LSU		Stanford	Jorge Posada	Anything musical	I love fish
3 Mott Hyde	Boston Market	Chipper Jones	Arizona	Jose Reyes	Wake Forest	Mario Lopez	Drawing	I enjoy hunting
4 Michael Hodorowski	Subway	Ichiro Suzuki	UCLA	Shane Victorino		Bruce Lee	Communicating	
5 Charles Sheffield	Zaxby's	My uncle, Dan Reeves	Auburn	Ryan Braun	TCU Horned Frog	Russell Crowe	CoD	Love to hunt and fish
6 Brandon Thomas			South Carolina	Carlos Beltran		Channing Tatum	Guitar	I have 30 first cousins
8 Kyle Wren	Tin Drum	Ken Griffey, Jr.	Auburn	Michael Bourn	Virginia Tech	Sean Farris	Bowling	I like Eminem
9 A.J. Murray	GT Hotel	Jorge Posada	UCLA	Mike Napoli	Maryland	Aaron Rodgers	Golf	I'm an excellent chef
10 Zane Evans	Willy's Nachos	Babe Ruth	South Carolina	Matt Wieters	Georgia	Giancarlo Stanton	Hitting homers	
11 Sam Clay	Steak	Todd Helton	Tennessee		Western Kentucky		Basketball	I'm from Tennessee
12 Gregory Feinberg	Pork and rice	Alfonso Soriano	Florida	Ivan Rodriguez	Stanford's Tree	Mark Wahlberg		I love hockey
13 Thomas Smith	GT Hotel	Chipper Jones	UCLA	David Eckstein	UC Santa Cruz Banana Slugs		Guitar	I play the drums
14 Matt Gonzalez	Subway footlong	Nomar Garciaparra	Arizona State	Dustin Pedroia	Stanford's Tree		Golf	I own a lot of shoes
15 Clay Dalton	Golden Corral	Ken Griffey, Jr.	LSU	Bronson Arroyo		Matthew Stafford	Golf	
16 Connor Lynch	Boston Market	Derek Jeter	USC	John Rocker	Duke	Taylor Lautner	Being quiet	I'm an avid reader
20 Cole Miller		Chipper Jones						
21 DeAndre Smelter	GT Hotel	Kobe Bryant	USC	Lebron James		The Weeknd	Singing	I like turtles
22 Alex Cruz	Boston Market	Edgar Renteria	South Carolina	Jose Valverde		Tiger Woods	Golf	I sing in the shower
23 Will Young	Chipotle chix burrito bowl	Chipper Jones	VMI	Dustin Pedroia	The Philly Phanatic	Sam Dove	Mario Tennis	
24 Joe Wiseman	Jersey Mike's	Manny Ramirez	Texas					I'm a great dancer
25 Matthew Grimes	Spaghetti	John Smoltz	Florida	Tom Glavine		Clint Eastwood	Hitting	Taken 6 years of Spanish
26 Geoffrey Greenfader	Eggs & Potatoes	Randy Johnson	USC	Greg Maddux		Mario Lopez		
27 Jonathan Roberts	Mac & Cheese	Chipper Jones		Justin Verlander		Morgan Freeman	Time management	
28 Dusty Isaacs	Boston Market	Deion Sanders	Florida			Vince Vaughn	Playing an instrument	I snore really loud
29 Mitch Earnest	PB&J	Chipper Jones	UCLA		Stanford's Tree	Matt Damon	Spelling	My first name is Thomas
30 Buck Farmer	Boston Market	John Smoltz		Chipper Jones				Used to swim competitively
31 Sam Dove	Any pasta	Chipper Jones	Vanderbilt	Martin Pardo	Western Kentucky		Playing guitar	I can lick my elbow
32 Daniel Palka	Two chicken breasts	Jim Thome	Arizona	Nick Swisher	USC-Sumpter Fire Ants	Brad Pitt	Stock Car Racing	
35 Daniel Spingola	A Firehouse sub	Michael Jordan	Hawaii		Western Kentucky		Guitar	I love Phish
36 Cole Pitts	Meatloaf, Mac & Cheese	Pete Rose	Stanford	Chipper Jones	Notre Dame	Brian Scalabrine	Golf	I love Elvis Presley
37 Josh Hedding	Subway	Roberto Clemente	Hawaii	Josh Beckett	Georgia		Golf	Can do Rubix Cube in minute
38 Jared Jillson	Chick-fil-A	Chipper Jones	Florida	Gregg Maddux	Wisconsin	Matt Damon	Hitting & Running	I like to play pool
39 Jonathan King	M&M McFlurry	Derek Jeter	MTSU		UC Irvine Anteaters		Telling jokes	Used to be right-handed
41 Devin Stanton	GT Hotel breakfast	Deion Sanders	Cal State Fullerton	Barry Zito			Playing guitar	Try to read a book a month
42 Kyle Leach	Chicken sandwich	John Smoltz			Syracuse's Otto	Ryan Gosling	Dancing	

Personality Grid

	Favorite video game	I can do a great imitation of...	Favorite holiday	I'm as good as anyone at...	Weirdest thing you've eaten is?	Favorite stadium you've played in	Your nickname is...	Favorite pro sports team...
1 Dylan Dore	Tiger Woods	Josh Turner	Christmas	Fishing/Boating	Raw Eggs	Russ Chandler	Double D	Boston Red Sox
2 Grant Wruble	CoD Modern Warfare	Lou Holtz	Christmas				Wrub	Indianapolis Colts
3 Mott Hyde	CoD	Coach Hall	Halloween	Everything	Cucumbers w/ vinegar	Fenway Park	Marckel marlboro marlington	Atlanta Falcons
4 Michael Hodorowski	FIFA					USC	Hodo	Atlanta Braves
5 Charles Sheffield	FIFA 13	Connor Lynch	Christmas	Ping Pong	Alligator	Turner Field	Sheff	Atlanta Braves
6 Brandon Thomas			Christmas		Turtle Steak	Fenway Park	B or BT	
8 Kyle Wren	Skyrim	My brother	Christmas	Mario Kart	Sea Urchin	Clemson	Wrenner	Atlanta Braves
9 A.J. Murray	Mario Kart		Christmas	Snowboarding	Spider legs	North Carolina	Andy	New York Yankees
10 Zane Evans	CoD Black Ops 2	Daniel Palka	Christmas	Golf	Shark	Turner Field	Z	Atlanta Braves
11 Sam Clay	Mario Kart & Mario Tennis		Christmas	Playing pool	Alligator		Junior	Atlanta Falcons
12 Gregory Feinberg	CoD 4 Modern Warfare		Independence Day	Board games	Crawfish	Disney Complex	Greg	Oakland Raiders
13 Thomas Smith	FIFA 13		Christmas	Ping Pong		Turner Field	Smitty	Atlanta Braves
14 Matt Gonzalez	Guitar Hero		Anyone when school is closed	Words With Friends	Habanero Pepper		Gonzo	Atlanta Braves
15 Clay Dalton	Mario Kart	Jim Carey	Christmas	Ping Pong	Gator	Turner Field		Atlanta Braves
16 Connor Lynch	FIFA 13	Walter Smith	Thanksgiving	Arguing	The AA lunch	Turner Field		New York Yankees
20 Cole Miller	NCAA Football		Christmas					
21 DeAndre Smelter	NBA 2K13	Steve Nash	Christmas	Basketball		Wrigley Field	Drezilla	LA Lakers
22 Alex Cruz	FIFA	Walter Smith	Christmas	Doing impressions	Bear Meatballs	Turner Field	Apaga Fuego	Miami Heat
23 Will Young	Mario Kart	My brother	Christmas	Negotiating	Rattlesnake	Russ Chandler		Atlanta Braves
24 Joe Wiseman		Napoleon Dynamite	Festivus	Quoting TV shows			Big Tuna	Atlanta Braves
25 Matthew Grimes	N-64 Mario Kart		Easter	Everything	Lamb fries	Turner Field		Atlanta Braves
26 Geoffrey Greenfader	Wii Mario Kart					Russ Chandler	Fader	LA Dodgers
27 Jonathan Roberts	Halo 2		Christmas		Ethiopian food	Turner Field	JRob or JR	Atlanta Braves
28 Dusty Isaacs	EA Sports NCAA Football	Connor Lynch	Christmas	Singing	Oysters	Turner Field	Crusty	Cincinnati Reds
29 Mitch Earnest	James Bond: Goldeneye	Myself	Christmas	Eating	Snails	Turner Field	Big Meech	Atlanta Falcons
30 Buck Farmer		Forest Gump	Thanksgiving			Turner Field	Buck	
31 Sam Dove	Fun Run		Christmas	Any board game ever		Russ Chandler	Dovey	Atlanta Falcons
32 Daniel Palka	Minecraft	Jonathan King	National Bird Day	Playing the piano	Raw fish bait	Fenway Park	Benito	Oakland A's
35 Daniel Spingola	FIFA 13 or CoD Black Ops		Christmas	COD	Alligator	Turner Field	Spingy	Atlanta Braves
36 Cole Pitts	FIFA 2012	No one	Christmas		Squirrel	North Carolina		Atlanta Braves
37 Josh Hedding	CoD		Christmas	Mario Tennis		Turner Field	Hedd or Heddy	Pittsburgh Steelers
38 Jared Jillson	FIFA 13 or CoD		Christmas			Dodgertown	Jilly	Atlanta Braves
39 Jonathan King	Mario Kart	Forrest Gump	Christmas	Talking	Lamb fries	Ricketts Park	JK	Atlanta Braves
41 Devin Stanton	I'm bad at all video games		Easter			Turner Field	Devo	Atlanta Braves
42 Kyle Leach	Dead Space			COD			Leach	Atlanta Falcons



Head Coach

DANNY HALL

HEAD COACH - 17



WINNINGEST ACTIVE COACHES ENTERING 2013

Coach, School	Wins
1. Augie Garrido, Texas.....	1,847
2. Gene Stephenson, Wichita.....	1,798
3. Mike Martin, Florida St.....	1,723
4. Mark Marquess, Stanford.....	1,463
5. Jim Morris, Miami, Fla.....	1,354
6. Jim Gilligan, Lamar.....	1,227
7. Jack Leggett, Clemson.....	1,224
8. Pete Dunn, Stetson.....	1,202
9. Mike Fox, North Carolina.....	1,174
10. Paul Mainieri, LSU.....	1,122
11. John Anderson, Minnesota.....	1,092
12. Andy Lopez, Arizona.....	1,090
13. Fred Hill, Rutgers.....	1,061
14. Keith Guttin, Missouri St.....	1,031
15. DANNY HALL, GEORGIA TECH.....	1,025
16. Mike Gillespie, UC Irvine.....	963

Full Name
 Danny Jarrell Hall, III

Born
 November 27, 1954

Head Coaching Tenure
 26th Season

Career Record
 1,025-492-1 (.676)

As Tech's Head Coach
 20th Season

Record At Tech
 817-375-1 (.685)

Education
 Bachelor's degree from Miami (Ohio), 1977;
 Master of administration degree from Miami (Ohio), 1979

Playing Experience
 Four-year letterwinner at Miami (1974-77); All-Mid-American Conference (1976-77); Team Co-Captain (1976-77); Led Miami to NCAA Regional Tournaments in 1974, 1977; Ninth-round draft choice by Oakland Athletics (1973)

Coaching Experience
 Graduate Assistant Coach at Miami (Ohio), 1977-79;
 Assistant Coach at Michigan, 1980-87;
 Head Coach at Kent State, 1987-93;
 Head Coach at Georgia Tech, 1994-Present

Joined Tech's Staff
 December 7, 1993

Having spent his entire coaching career involved with winning programs, Danny Hall's tenure at Georgia Tech has been his most successful, as he is the all-time winningest baseball coach in Yellow Jacket history with 817 victories at the school. He has led Tech to the NCAA Tournament on 17 occasions and guided the Yellow Jackets to the College World Series in 1994, 2002 and 2006, the only head coach in the program's storied history to reach the promised land of Omaha.

Hall enters his 20th season on the Flats after last year becoming the 46th Division-I baseball coach all-time to reach 1,000 career wins. Entering 2013, he is 13th among active Division-I coaches in winning percentage (.676), and is 15th among active coaches in number of victories (1,025).

Hall became Georgia Tech's winningest coach in 2005 with his 505th win, and his Tech teams have posted an 817-375-1 (.685) record in 19 years. His 25-year head coaching record, which includes six seasons at Kent State, stands at 1,025-492-1 (.676). Hall has also led the Yellow Jackets to a 314-182-1 (.633) record in ACC regular season games.

A winner in every sense of the word, Hall has been coaching college baseball for 35 years (an both as assistant and head coach) and has never been associated with a program under .500 for a season. He has been part of 1,462 victories and seven trips to the College World Series.

Prior to the 2012 season, Georgia Tech reaffirmed its commitment to Hall with a five-year contract extension through the 2016 season.

Each of Hall's Tech teams has been powered by a potent offense, leading or finishing second in the ACC in batting or run production in 10 of his 19 years as the Yellow Jackets' head coach.

Hall has had 91 players earn all-conference honors in his 19 years, while his players have received 34 All-America nods since 1994. He has coached two National Players of the Year, two National Freshmen of the Year, one ACC Player of the Year, one ACC Pitcher of the Year and three ACC Rookies of the Year.

In addition to the three College World Series appearances and 17 NCAA berths under Hall, the Yellow Jackets have claimed four Atlantic Coast Conference tournament titles (2000, 2003, 2005, 2012) and won the ACC regular season four times (2000, 2004, 2005, 2011).

Since Hall's arrival at Georgia Tech in 1994, a staggering 101 Yellow Jackets have been selected in the Major League Baseball Draft a total of 113 times -- that includes a school-record 10 draft picks in 2005 and 2007. Thirteen of his student-athletes have been selected in either the first or supplemental round, while he has coached 47 players that have been taken in the first 10 rounds of the MLB draft. Out of high school, 47 have been drafted, but chose instead to play for Hall.

Hall's no-nonsense, professional approach has given his players the fundamentals they need to be successful after leaving Georgia Tech. That is indicated in the number of his former players that have excelled on the Major League level, headlined by Mark Teixeira of the New York Yankees and Matt Wieters of the Baltimore Orioles, and former players Nomar Garciaparra, Jason Varitek and Jay Payton.

The success of Hall's former players in professional baseball is molded by their accomplishments at Tech, as his Yellow Jacket teams have advanced to 17 NCAA Regionals in his 19 years at the school. Georgia Tech has posted 42 NCAA tournament victories since his arrival in



DANNY HALL meets with the media following his 1,000th career victory that came March 16, 2012 -- a 12-3 victory over Virginia Tech at Russ Chandler Stadium.



COACH OF THE YEAR AWARDS

- 2005 ACC Coach of the Year
- 2000 ACC Coach of the Year
- 1997 National Coach of the Year (Sporting News)
- 1997 ACC Coach of the Year
- 1994 ABCA District III Coach of the Year
- 1993 MAC Coach of the Year
- 1992 MAC Coach of the Year

HALL OF FAME HONORS

- 2007 Inducted into Miami Cradle of Coaches Association
- 2005 Inducted into Kent State Athletic Hall of Fame
- 1998 Inducted into Miami (Ohio) Athletic Hall of Fame

ORGANIZATIONS

- 2003-2004 President of the ABCA
- 2002-2003 Second Vice President of the ABCA
- 1993-2001 Division I Coaches Chairman of the ABCA



HALL'S CAREER BREAKDOWN

Year	School	W-L-T	Pct.	W-L-T	Pct.	Place	Postseason
1978	Miami (Ohio)	35-14-0	.714	10-6-0	.625	4th	
1979	Miami (Ohio)	34-12-0	.650	13-3-0	.813	1st	MAC Champions
<i>(Graduate Assistant Coach, Miami (Ohio), Two years, 69-26, .726)</i>							
1980	Michigan	36-18-1	.664	14-2-0	.875	1st	Big 10 Champions, NCAA Midwest Champions, College World Series
1981	Michigan	41-20-0	.672	10-4-0	.714	*1st	Big 10 Champions, NCAA Midwest Champions, College World Series
1982	Michigan	44-10-0	.815	13-3-0	.813	*1st	Third in Big 10 Tournament
1983	Michigan	50-9-0	.847	13-2-0	.867	*1st	Big 10 Champions, NCAA Midwest Champions, College World Series
1984	Michigan	43-20-0	.683	11-5-0	.688	*1st	Big 10 Champions, NCAA Midwest Champions, College World Series
1985	Michigan	55-10-0	.846	14-2-0	.875	*1st	Third in Big 10 Tournament, NCAA Regional
1986	Michigan	47-12-0	.797	13-3-0	.813	*1st	Big 10 Tournament Champions, NCAA Regional
1987	Michigan	52-12-0	.813	13-3-0	.813	*1st	Big 10 Tournament Champions, NCAA Regional
<i>(Assistant Coach, Michigan, Eight years, 368-111-1, .768) *Denotes Eastern Division Finish</i>							
1988	Kent State	27-25-0	.519	14-18-0	.438	6th	
1989	Kent State	26-24-0	.520	10-17-0	.370	8th	
1990	Kent State	35-18-0	.660	17-10-0	.629	3rd	
1991	Kent State	34-22-0	.607	19-11-0	.633	2nd	
1992	Kent State	45-13-0	.776	24-7-0	.774	1st	MAC Champions, NCAA South II Regional
1993	Kent State	41-15-0	.732	22-10-0	.688	1st	MAC Co-Champions, NCAA South Regional
<i>(Head Coach, Kent State, Six years, 208-117, .640)</i>							
1994	Georgia Tech	50-17-0	.746	16-8-0	.667	T2nd	NCAA Midwest I Champions, College World Series Runner-up
1995	Georgia Tech	38-22-0	.633	16-8-0	.667	3rd	NCAA Midwest Regional
1996	Georgia Tech	40-24-0	.625	13-11-0	.542	T3rd	NCAA South II Regional Runner-up
1997	Georgia Tech	46-15-0	.752	19-4-0	.826	1st	ACC Regular Season champs, NCAA Midwest Regional
1998	Georgia Tech	41-22-0	.651	14-9-0	.609	2nd	NCAA Midwest Regional Runner-up
1999	Georgia Tech	38-20-0	.655	12-12-0	.500	5th	
2000	Georgia Tech	50-16-0	.758	18-6-0	.750	1st	ACC Regular Season & Tournament Champions, NCAA Super Regional
2001	Georgia Tech	41-20-0	.672	13-11-0	.542	4th	NCAA Athens Regional
2002	Georgia Tech	52-16-0	.765	14-9-0	.609	5th	NCAA Atlanta Regional & Super Regional Champs, College World Series
2003	Georgia Tech	44-18-0	.710	17-7-0	.708	2nd	ACC Tournament Champions, NCAA Atlanta Regional
2004	Georgia Tech	44-21-0	.677	18-5-0	.783	1st	ACC Regular Season Champions, NCAA Super Regional
2005	Georgia Tech	45-19-0	.703	22-8-0	.733	1st	ACC Regular Season & Tournament Champions, NCAA Atlanta Regional Champions, NCAA Atlanta Super Regional
2006	Georgia Tech	50-18-0	.735	19-11-0	.633	*3rd	NCAA Atlanta Regional & Super Regional Champs, College World Series
2007	Georgia Tech	32-25-0	.561	15-14-0	.517	*4th	
2008	Georgia Tech	41-21-0	.661	16-14-0	.533	*3rd	NCAA Athens Regional Runner-up
2009	Georgia Tech	38-19-1	.664	17-10-1	.625	*2nd	NCAA Atlanta Regional Runner-up
2010	Georgia Tech	47-15-0	.758	21-9-0	.700	*2nd	NCAA Atlanta Regional Runner-up
2011	Georgia Tech	42-21-0	.667	22-8-0	.733	*T-1st	ACC Regular Season Co-Champion; NCAA Atlanta Regional Runner-Up
2012	Georgia Tech	38-26-0	.594	12-18-0	.400	*4th	ACC Tournament Champions; NCAA Gainesville Regional Runner-Up
<i>(Head Coach, Georgia Tech, 19 years, 817-375-1, .685; 314-182-1, .633 in ACC) *Denotes Coastal Division Finish</i>							
<i>(Overall Record as a Head Coach, 25 years: 1,025-492-1, .676)</i>							

1994, winning Regionals in 1994, 2000, 2002, 2004, 2005 and 2006 and Super Regionals in 2002 and 2006. The Yellow Jackets have finished .500 or better in ACC play in all but one year since his arrival, and have finished third or better in the league in 11 of his 19 seasons. Georgia Tech has been ranked No. 1 in the country six times for a total of 22 weeks under Hall, and in five of the last 11 seasons.

Hall's teams have been equally successful in the classroom, as 150+ student-athletes have been named to the ACC Honor Roll (with a 3.0 or higher grade point average) and nine have earned Academic All-America honors on 12 occasions.

In his first year at Georgia Tech, Hall guided an extremely talented and veteran unit with four All-Americans and three first-round draft choices to the brink of a national championship, Georgia Tech's first-ever appearance in the College World Series, and a 50-17 record. Hall was recognized by his American Baseball Coaches Association peers as Coach of the Year in the Atlantic region, and may have won the national honor if not for the unranked-to-national title season put together by Oklahoma's Larry Cochell. Three Yellow Jackets earned consensus first-team All-America recognition and those three players finished in the top three in the conference batting stats, a first in ACC history.

Hall guided Tech back to the NCAA Regionals in 1995 and 1996 with teams dominated by freshmen and sophomores. His 1997 squad captured its first ACC regular season title in just his fourth year on the Flats and played in the NCAA Midwest Regional. In addition to earning his first ACC Coach of the Year accolade in 1997, the Yellow Jacket skipper was named the National Coach of the Year by The Sporting News, the first such honor for any Tech baseball coach.

After the Yellow Jackets failed to earn an NCAA Regional bid in 1999 for the first time since his arrival at Tech, Hall guided the Jackets to one of their most successful seasons in 2000 - capturing the ACC regular season and tournament championships in addition to the NCAA Atlanta Regional title. The team concluded the year with a 50-16 record, and Hall was

Georgia Tech Official Batting Order

NO.	STARTING NAME	POS.	SUBSTITUTES ON
1	GARCIA-PARRA	6	A
2	SORROW	DH	A
3	VARITEK	2	A
4	PAYTON	8	A
5	HENSLEY	5	A
6	SAIER	9	A
7	BYERS	3	A
8	SMITH	7	A
9	MCDONALD	4	A
10	RIGBY	1	A

DANNY HALL'S first Georgia Tech lineup card (far right) was against Minnesota on Feb. 11, 1994. Brad Rigby pitched Tech to a 3-1 victory, and Jason Varitek hit a home run. That season culminated in the Yellow Jackets' runner-up finish in the College World Series.

tabbed the ACC's Coach of the Year for the second time.

Following another 40-win season in 2001, the sixth since Hall took over the reins in 1994, the Yellow Jacket coach guided Tech to just its second College World Series appearance in 2002 by turning in one of the best coaching jobs of his career, leading a Tech team that included 17 freshmen and only three seniors back to Omaha. The Yellow Jackets swept through the NCAA Atlanta Regional and NCAA Atlanta Super Regional with a perfect 5-0 record before finishing fifth at the College World Series. They concluded the 2002 campaign with 52 victories, establishing a new school record for wins in a season.

Hall led Georgia Tech to its sixth ACC championship, and second in four years under his direction, with an improbable run to the title in 2003. An early-round loss, combined with weather issues, forced Tech to play a triple-header on the final day of competition, with Hall guiding the Yellow Jackets to a 10-6 win over North Carolina, a 10-7 win over Florida State and a 6-5, 10-inning victory over NC State to claim the title in the first triple-header sweep in league history.

In 2004, the Yellow Jackets captured their third ACC regular season title under Hall while the team made its fifth-straight NCAA appearance, and 10th since Hall's arrival on the Flats. Tech hosted a regional for the fourth time in five years, and advanced to a super regional for the third time since 2000. From 2004-05, Hall directed Tech to an ACC-record 25-straight conference wins, and the Yellow Jacket skipper was awarded with his third ACC Coach of the Year award after guiding Tech to the 2005 ACC regular season and tournament titles.

Georgia Tech, which earned a top-eight national seed in the NCAA Tournament for the fourth-consecutive year, made its third-straight NCAA Super Regional appearance the following season and advanced to its third College World Series since Hall's arrival. Hosting an NCAA Regional for the fifth-straight year, Tech swept through the Regional and Super Regional with a perfect 5-0 record before ending the 2006 season in Omaha with a 50-10 overall record.

With a squad that was among the youngest nationally in 2011, Tech tied a school record

Head Coach



MOST WINS IN COLLEGE BASEBALL SINCE 1994

Danny Hall's first year at Tech

Team	Total	Avg.
Florida State	966	50.8
Wichita State	892	46.9
Rice	888	46.7
LSU	855	45.0
Cal State Fullerton	850	44.7
Miami, Fla.	850	44.7
Clemson	847	44.6
South Carolina	830	43.7
Texas	822	43.3
GEORGIA TECH	817	43.0
North Carolina	812	42.7
Arizona State	805	42.4
Tulane	774	40.7
Stanford	772	40.6
Florida	772	40.6

MOST ALL-ACC SELECTIONS SINCE 1994

Danny Hall's first year at Tech

Team	First Team	Second Team	Total
Florida State	52	45	97
GEORGIA TECH	40	43	83
Clemson	34	35	69
North Carolina	31	35	66
NC State	32	25	57
Virginia	22	24	46
Wake Forest	22	21	43
Miami (JOINED IN 2005)	16	14	30

TECH MONTH-BY-MONTH UNDER HALL

Year	Jan./Feb.	Mar.	Apr.	May/June	Final
1994	6-2	15-2	13-6	16-7	50-17
1995	7-3	11-6	13-6	7-7	38-22
1996	4-6	15-3	11-8	10-7	40-24
1997	9-0	18-2	9-8	10-5	46-15
1998	8-4	13-5	11-8	9-5	41-22
1999	8-4	15-2	8-9	7-5	38-20
2000	8-3	13-5	16-3	13-5	50-16
2001	10-1	12-6	11-7	8-6	41-20
2002	8-1	14-3	14-5	16-7	52-16
2003	7-0	14-5	11-6	12-7	44-18
2004	6-3	10-8	9-6	19-4	44-21
2005	7-2	14-3	10-7	14-7	45-19
2006	10-0	12-4	11-8	17-6	50-18
2007	6-5	12-6	9-6	5-8	32-25
2008	5-1	17-4	9-8	10-8	41-21
2009	6-1	12-3	10-7-1	10-8	38-19-1
2010	7-1	15-2	13-5	12-7	47-15
2011	5-3	16-2	10-8	11-8	42-21
2012	7-2	11-8	8-9	12-7	38-26
Totals	132-42	259-79	206-130-1	215-123	817-375-1

HALL'S ACCOMPLISHMENTS AT GEORGIA TECH

- Has won a school-record 817 games at Georgia Tech
- Has won 69 percent of his games to rank as the winningest baseball coach in Georgia Tech history
- Led Georgia Tech to its only three College World Series appearances in school history (1994, 2002 and 2006)
- Led Georgia Tech to 17 NCAA Regional appearances in 19 years, including NCAA Super Regional appearances in 2000, 2002, 2004, 2004 and 2006
- Has won ACC regular season titles in 1997, 2000, 2004, 2005 and 2011
- Has been crowned ACC Tournament champions in 2000, 2003, 2005 and 2012
- 36 All-America selections in 19 years
- 88 All-Atlantic Coast Conference players in 19 years
- 12 Academic All-Americans and nine additional All-District honorees
- 150+ student-athletes named to the ACC Academic Honor Roll (a 3.0 GPA or higher)
- No. 1 national ranking during the 1994, 2000, 2001, 2003, 2005 and 2006 seasons
- No. 1 national ranked recruiting classes in 1999 and 2002
- School-record 52 wins in 2002
- Set Georgia Tech team record for batting in 2000 (.342) and again in 2001 (.347)
- Finished first or second in the ACC in batting or run production in 11 of the last 19 years
- Finished in the top three in the ACC regular season standings in 11 of the last 19 years

with 22 ACC wins and claimed the ACC regular season title. The following year, 2012, may go down as one of Hall's best coaching jobs. A team that was battered with injuries, especially in the bullpen, snuck into the ACC Tournament on the final day of the regular season and got hot at just the right time. Tech rolled through Greensboro an undefeated 4-0, becoming the first No. 8-seed in conference history to win the title and the first to defeat a No. 1-seed (Florida State) in tournament play. The Jackets hit .329 as a team and out-scored the opposition 35-15.

Tech's 8-5 win over Miami in the 2012 ACC title game was Hall's fourth win in five ACC championship game appearances.

From a pair of conference titles and NCAA Regional appearances as a player, through six Big Ten championships and four College World Series teams as an assistant coach, to two conference titles and a pair of NCAA Regionals as a head coach at Kent State, Hall was well-prepared for the task that faced him when he took over the reins at Georgia Tech in December, 1993.

In his six years as the head coach at Kent State (1988-93), he guided the Golden Flashes to Mid-American Conference championships and bids to the NCAA Regionals in each of his last two seasons, compiling an 86-28 record during that time.

He forged a 208-117 (.640) record in his six years at Kent State, twice winning Mid-American Conference Coach of the Year honors. He also won more games than any other MAC school from 1989-93. He had 18 Kent State players drafted by major league organizations.

Before his first head-coaching position, Hall served as an assistant coach at the University of Michigan, where the Wolverines won the Big Ten six times, participated in seven NCAA Regionals and four College World Series. During his tenure, Hall coached future major leaguers Jim Abbott, Scott Kamieniecki, Barry Larkin, Hal Morris, Chris Sabo and Gary Wayne.

Larkin was inducted into the Major League Baseball Hall of Fame in 2012, becoming the first of what could be many of Danny Hall's former players to be enshrined.

A former president of the American Baseball Coaches Association, Hall now sits on its Board of Directors and is directly responsible for future elected officers within the ABCA as a member of its Nominations Committee. Hall is also a contributing writer on baserunning techniques in Baseball Strategies, a book produced by the ABCA in 2002.

Hall was selected to the Miami (Ohio) Athletics Hall of Fame in 1998 and the Kent State Athletics Hall of Fame in 2005 and was inducted into the Miami Cradle of Coaches in 2007.

He is married to the former Kara Zufall and has three sons, Danny III, Carter and Colin.



BRYAN PRINCE

ASSISTANT COACH - 18

**Full Name**

Bryan Nathan Prince

Born

November 4, 1978

PositionAssistant Coach/Hitting
Recruiting Coordinator**Years At Tech**

6th Season

EducationBachelor's degree in
management from
Georgia Tech, 2005.**Playing Experience**Four-year letterwinner
as a catcher at
Georgia Tech (1998-
2001); All-Atlantic
Coast Conference first
team (2000-01); Team
Co-Captain (2000); Led
Georgia Tech to NCAA
Regional Tournaments
in 1998, 2000, 2001;
10th-round draft
choice by Cincinnati
Reds (2001); Cincinnati
Reds minor
leaguer (2001-04).**Coaching Experience**Volunteer Assistant
Coach at Georgia
Tech, 2006; Assistant
Coach at Indiana,
2007; Assistant Coach
at Georgia Tech,
2008-Present.**Joined Tech's Staff**

July 3, 2007.

First stint: August 1, 2005



Bryan Prince is in his sixth year on the Flats as an assistant baseball coach, having played for head coach Danny Hall from 1998-2001 and then beginning his coaching career as Tech's volunteer assistant in 2006.

A two-time semifinalist for the prestigious Johnny Bench Award and two-time All-Atlantic Coast Conference catcher at Georgia Tech from 1998-2001, Prince works with the Yellow Jackets' hitters and catchers.

Prince also serves as the recruiting coordinator for the Jackets, having locked up four classes that ranked among the top 35 in the nation, including a 2011 class that ranked as high as sixth. Several standouts have been drafted out of high school but chose to enroll at Tech.

Beginning with his first season as hitting coach in 2008, the Jackets power numbers have risen tremendously. In 2010, the team belted a school-record 122 home runs, the second most in the nation. In addition, the team ranked second in the ACC in batting average (.326).

Although offensive numbers dipped nationwide in 2011 with the adjustment to the new bats, Georgia Tech remained near the top of the ACC in average (.303, 3rd), home runs (48, 4th) and slugging (.442, 4th). The Jackets had three players finish in the ACC's top 10 in hitting -- Matt Skole, .348, fourth; Jake Davies, .347, sixth; Kyle Wren, .340, ninth, while Jacob Esch was second in the league in doubles (23) and Daniel Palka belted the ACC's fourth-most home runs (12). Esch and Skole were each drafted following the 2011 season, while Wren, Davies and Skole garnered All-ACC honors.

Tech's offensive was again humming in 2012 as the Jackets led the ACC in home runs (53), finished third in hitting (.294), third in doubles (127) and fourth in RBI (379). It was a late-season offensive surge that propelled Tech to the ACC title, behind ACC Tournament MVP Jake Davies. The Jackets hit .329 as team during the four-game sweep in Greensboro, collected 46 hits, outscored the opposition 35-15 and belted seven home runs. Davies' 73 RBI for the season led the ACC and was fourth nationally, while Palka launched 12 homers for the second-straight year.

Prince has also aided in the development of now-junior catcher Zane Evans, who during his Freshman All-American season in 2011, became the first freshman catcher at GT to serve as the everyday starter since Jason Varitek in 1991.

In just his second year as the Yellow Jackets' hitting coach in 2009, Georgia Tech belted 111 home runs, the third most in the nation and the second highest mark in school history. With the help of Prince, outfielder Luke Murton hit 20 home runs, nearly doubling his total from 2008. Murton earned third team All-America honors in the process and was selected along with Jeff Rowland and Tony Plagman in the 2009 MLB Draft. He was also responsible for the development of catcher Jason Haniger, who spent his first two years playing behind All-American Matt Wieters before having two outstanding seasons as a starter where he hit .318 with 45 extra-base hits.

Prince returned to Georgia Tech after spending one year as the assistant coach at Indiana. Under his tutelage, sophomore center fielder Andrew Means earned All-Big Ten honors while finishing third in the league in stolen bases (27-30) and sixth with a .369 batting average. Means led the Hoosiers in average, steals, slugging percentage (.467) and on base percentage (.397) and finished second on the team in both runs (32) and RBI (30).

Prior to his appointment at Indiana, Prince spent one season as the Yellow Jackets' volunteer assistant coach, where he worked with Tech's hitters and catchers and helped guide the team to the third College World Series appearance in the program's history. The Yellow Jackets

closed out the season ranked in the top-10 in the nation with a 50-18 final record while leading the ACC in runs scored, runs per game, doubles, home runs, RBI, slugging percentage and walks.

While at Tech, Prince worked with Wieters, who finished his sophomore season hitting .355 with team highs in home runs (15), RBI (71), hits (92), doubles (20) and on base percentage (.480).

Prince originally joined the Georgia Tech coaching staff after a four-year career in professional baseball, playing in the Cincinnati Reds organization.

One of the most popular players in Yellow Jacket baseball history, Prince was a four-year letterwinner for head coach Danny Hall from 1998-2001. The Ft. Oglethorpe, Ga., native helped Georgia Tech win the 2000 Atlantic Coast Conference regular season and tournament championships as well as the NCAA Atlanta Regional Title.


A fourth starter behind the plate, Prince's name can be found throughout the Yellow Jackets' record book. He ranks seventh in school history in hits (278), fifth in RBI (216), eighth in at bats (788), ninth in doubles (53) and 16th in total bases (403). Prince ranks 17th in ACC history in career RBI.

Prince was a first-team All-ACC selection in 2000 and 2001, joining Jason Varitek as the only catchers in Georgia Tech history to earn first-team All-ACC honors in consecutive seasons. He was named MVP of the 2000 NCAA Atlanta Regional and elected as Tech's team MVP following that season. He was a semifinalist for the Johnny Bench Award as the nation's top catcher in both 2000 and 2001.

Prince posted a career batting average of .353, and still ranks among Tech's all-time top-20 in batting. He hit .387 with 77 RBI as a junior in 2000 and batted .349 with 63 RBI as a senior in 2001, helping the Yellow Jackets establish the two best team batting averages in school history (.347 in 2001; .342 in 2000).

A 10th-round selection of the Cincinnati Reds in the 2001 Major League Baseball Draft, Prince played with Class A Billings of the Pioneer League in the summer of 2001, where he was voted to the league's All-Star Game. He played with Class A Dayton in 2002 and was elected to the Midwest League All-Star Game. Prince played with Class A Potomac of the Carolina League in 2003 and 2004 before retiring from professional baseball.

Prince earned his degree in management from Georgia Tech in 2005. He is married to the former Tracy Carter, also a Georgia Tech graduate, and the couple resides in Atlanta.



Assistant Coaches

JASON HOWELL

ASSISTANT COACH - 34



Full Name
Jason Alan Howell

Born
May 25, 1979

Position
Assistant Coach/Pitching

Years At Tech
1st Season

Education
Bachelor's degree
from North Carolina,
2002;
Master's degree from
North Carolina,
2008

Playing Experience
Three-year letterwinner
at Appalachian State;
One-year letterwinner
at North Carolina
(2001); Second
Team All-ACC (2001),
UNC team MVP (2001);
Played four seasons
in Red Sox farm system

Coaching Experience
Assistant Coach at
North Carolina,
2006-07;
Assistant Coach at
UNC Wilmington,
2008-12;
Assistant Coach at
Georgia Tech,
2013-present

Joined Tech's Staff
July 18, 2012

Jason Howell was introduced on the Georgia Tech staff in July, 2012, joining the Yellow Jackets as the pitching coach following a successful five-year run in a similar position at UNC Wilmington.

The highly-regarded Howell, 33, who played and coached at the University of North Carolina and was a four-year pitcher in the pros, developed one of the Colonial Athletic Association's leading staffs at UNCW. The Seahawks reached the NCAA Regionals in 2012 for the first time since 2008.

"We are adding an extremely talented pitching coach in Jason Howell," Hall said in July. "He has all the qualities I am looking for in a member of my staff. Jason has a proven track record of developing young talent. He is familiar with the ACC in helping take North Carolina to the College World Series, and enjoyed a successful career in professional baseball. I am excited to add Jason to our staff and I welcome him, his wife Meredith and their young daughter Lena to the Yellow Jackets."

The Seahawks' staff ranked 67th nationally (second in the CAA) in 2012, boasting a team ERA of 3.61 and shaving nearly two runs per game off its ERA from the previous season. Senior right-handed starter Tyler McSwain (3.18 ERA) and junior left-handed starter Mat Batts (3.04) keyed the staff's rise in 2012, and each were All-CAA performers. McSwain, a first-team pick, broke the CAA's all-time record for wins in conference play with 17. Four key relievers posted ERAs of less than 3.00.

"This is a tremendous opportunity at Georgia Tech," said Howell when he was hired. "I can't express how excited I am to work with Coach Hall, who is one of the most well-respected coaches in the game, and his staff. The Yellow Jackets have been among the most successful college programs in college baseball, and I look forward to helping continue that tradition. I know they have an excellent group of pitchers coming back, and I'm anxious to begin working with all of them."

In 2010, under the direction of Howell, UNCW returned to the top of the CAA, leading the 11-team circuit in ERA (4.58), strikeouts (479) and opponent's batting average (.265). The Seahawks ranked 42nd nationally in ERA and were ninth in hits allowed per game, allowing nine per nine innings.

Cameron Roth, who would be drafted by the Baltimore Orioles, finished fifth in the conference with a 2.98 ERA while McSwain was ninth with a 4.02 mark. Joining Roth as draft selections were Stephen Harrold (12th round, San Francisco) and Seth Frankoff (27th round, Oakland).

In his first season, Howell made an immediate impact on the staff. Brad Holt and Jeff Hatcher earned first team All-CAA honors while Harrold and Roth were named All-America in addition to their CAA All-Freshman honors. UNCW topped the CAA in earned run average. In conference play, Seahawk pitchers compiled a league-leading 3.84 ERA and held opponents to a league-best .255 batting average. Holt,

who also earned three All-America honors, was the 33rd pick overall in the Major League Baseball draft after leading the conference with 11 wins and ranking second with a 3.18 ERA.

Prior to working at UNCW, Howell played and coached at North Carolina, and also played professionally for four years.

A native of Millers Creek, N.C., Howell came to UNCW following two seasons as an assistant coach at North Carolina, his alma mater. He coached first base while working with the pitching staff under the direction of assistant coach Scott Forbes.

The Tar Heels reached the championship series of the NCAA College World Series in 2006 and 2007 - both of Howell's years in Chapel Hill. The 2007 staff fashioned a 3.52 earned run average, ranking 12th nationally, and featured draft picks Luke Putkonen (3rd round, Detroit), Andrew Carignan (5th round, Oakland) and Robert Woodard (20th round, San Diego). In 2006, major league draft selections, Andrew Miller (1st round, Detroit), Daniel Bard (1st round, Boston) and national ERA leader Jonathan Hovis (FA, New York Yankees) led the Tar Heels into the finals.

Howell began his coaching career as a pitching coach for the Southern Ohio Copperheads of the Great Lakes League, a summer collegiate league, in 2005.

He played three seasons at Appalachian State before concluding his collegiate career at UNC, where he earned a bachelor's degree in 2002. He also graduated from UNC in 2008 with a master's degree.

In 2001, he earned second team All-ACC honors after both pitching and playing in the field for the Tar Heels. On the mound, Howell went 6-2 with four saves and was also second on the team with a .350 batting average with 13 doubles and 29 runs batted in. For his efforts, Howell earned the S.H. Basnight Award as the Tar Heels' Most Valuable Pitcher.

Prior to joining the UNC coaching staff, Howell was a member of the Boston Red Sox farm system for four seasons before retiring from professional baseball in 2005. He compiled a 28-14 mark, collected 23 saves and recorded a 3.86 ERA with the Red Sox. In 2002, he paced Boston's minor league circuit with 17 saves for Augusta and later topped the organization in 2003 when he made 48 appearances for Sarasota of the Florida State League.

Howell married the former Meredith White on Nov. 14, 2009. The couple has a young daughter Lena.





WALLYCRANCER

7



Full Name

Walter A. Crancer

Born

July 7, 1984

Position

Volunteer Assistant Coach

Years At Tech

2nd Season

Education

B.A., Georgia Tech, 2007

Playing Experience

Two-year letterwinner as an outfielder at Georgia Tech, 2006-07; 12th round draft pick by Baltimore Orioles ('07); Played in minors for Orioles

Coaching Experience

Volunteer assistant coach at Georgia Tech, 2012-present

Joined Tech's Staff

August 17, 2011



Former Yellow Jacket outfielder Wally Crancer is entering his second season as volunteer assistant coach in 2013.

Crancer returned to the Flats after spending four seasons in the minors with the Baltimore Orioles organization, eventually retiring in May, 2010. His best season came in 2009 when he batted .302 with eight home runs and 34 RBI in 61 games with the Frederick Keys.

He works primarily with the outfielders, and also aids assistant coach Bryan Prince with the hitters.

"He [Wally] brings a lot to our table, not only with the type of person he is but also his knowledge of baseball and how competitive he was as a player," said head coach Danny Hall. "I am excited to have another former player starting his college coaching career here at Georgia Tech."

Crancer was a two-year starter at Georgia Tech from 2006-2007, batting .345 with 22 doubles, 14 home runs and 82 RBI 90 career starts. After transferring from Riverside (Calif.) Community College upon conclusion of the 2005 season, the power hitting corner outfielder helped the Jackets advance to the 2006 College World Series in his first season at Tech.

He was one of a school-record tying 10 Yellow Jackets selected in the 2007 Major League Baseball First-Year Player Draft, going to the Orioles in the 12th round.

NICKSCHERER



Full Name

Nicholas Edward Scherer

Born

December 15, 1984

Position

Director of Baseball Operations

Years At Tech

6th Season

Education

Bachelor's degree in management from Georgia Tech, 2007.

Playing Experience

Three-year letterwinner as a catcher at Georgia Tech, 2004-07; Played on Tech's 2006 College World Series team

Coaching Experience

Assistant Coach of the East Cobb Yankees, 2006-08; Director of Baseball Operations at Georgia Tech, 2008-present

Joined Tech's Staff

December 21, 2007



Nick Scherer is in his sixth year as the director of baseball operations for the Georgia Tech program after playing four years for the Yellow Jackets and head coach Danny Hall from 2004-07.

In his current role, Scherer is responsible for coordinating the Yellow Jackets' travel plans, equipment management and clubhouse operations in addition to assisting in alumni relations and marketing for the Georgia Tech baseball team. Scherer also serves as the director of Danny Hall Baseball Camps.

A catcher that provided depth behind the plate during his tenure, Scherer was a leader in the locker room and served as the primary catcher for Tech starter Eddie Burns in 2007. Scherer played in 47 games from 2005-07 after receiving a redshirt in 2004.

He was a product of the highly-touted East Cobb Baseball program and a member of the East Cobb Yankees summer team that captured the Connie Mack World Series titles in 2001 and 2003.

Scherer serves as an assistant coach for the East Cobb Yankees and helped lead the team to a runner-up finish in 2007 and a Championship in the 2008 Connie Mack World Series. He worked with the Yankees' hitters and catchers and also served as the catching coach for the East Cobb Stallions' 12-13 team in 2007.

Scherer is a native of Roswell, Ga. and graduated from Georgia Tech with a degree in management in December, 2007.

He is married to the former Lauren Neylan. The two reside in Marietta, Ga.



EDDIEPRASCH

GRADUATE ASSISTANT COACH



THOMASNICHOLS

MANAGER



NICKKROTH

MANAGER



COLBYWREN

VIDEO MANAGER

Baseball Staff

STEVE TAMBORRA



Full Name
Steven Michael Tamborra

Born
June 22, 1972


Position
Assistant Player
Development Coach

Years At Tech
14th Season

Education
Bachelor's degree in
nutrition and fitness
from Florida State,
1994;
Master of science
degree in athletic
administration from
Florida State,
1996

Job Experience
Strength & Conditioning
Coach for baseball and
football at Florida State,
1995-99;
Strength & Conditioning
Coach for baseball at
Georgia Tech,
1999-present

Joined Tech's Staff
November 1, 1999



In his 14th year as an assistant player development coach at Georgia Tech, Steve Tamborra oversees the highly-touted strength and conditioning program for the Georgia Tech baseball team.

Since his arrival more than a decade ago, Tamborra has been responsible for the development and implementation of strength training regimes of many student-athletes that have gone on to play professional baseball, with several of those athletes returning to Georgia Tech during their offseason to continue training with him.

Tamborra joined the Tech staff in November, 1999, after five years in a similar capacity at Florida State where he worked with the baseball, softball and football teams from 1995-99.

He earned a Bachelor of Science in Nutrition and Fitness from Florida State in 1994 and a Master of Science in Athletic Administration from Florida State in 1996.

Tamborra is a Certified Strength and Conditioning Coach by the Collegiate Strength and Conditioning Coaches Association, a Certified Strength and Conditioning Specialist by the National Strength and Conditioning Association, TPI Certified Fitness Professional Level 2 by Titleist Performance Institute, a CrossFit Level 1 Trainer Certificate, a certified Health/Fitness Instructor by the American College of Sports Medicine and a Certified Club Coach by USA Weightlifting. He has written one book, Complete Conditioning for Baseball, which was published in late 2007.

Tamborra is married to the former Stacy Venable, a pitcher for the Florida State softball team from 1997-99. They have a seven-year old daughter, Malayna, and four-year old twins, Austin and Payton.



WALTER SMITH



Full Name
Walter Smith

Position
Baseball Trainer

Years At Tech
28th Season

Education
Bachelor's degree in
physical education from
Morris Brown, 1972



One of the veterans in the Georgia Tech baseball program is trainer Walter Smith, whose primary responsibility with the Tech athletic program is serving as the trainer for the baseball team. He enters his 28th season of service to the Yellow Jackets in 2013.

Smith joined the Tech sports medicine staff in 1985 and has seen over 1,000 Tech baseball victories, seven of the Yellow Jackets' ACC championships, 25 NCAA regional appearances and all three College World Series trips.

In recognition to his service and dedication to the Georgia Tech baseball program, the athletic training room at Russ Chandler Stadium was named in his honor in February, 2003. Money for the naming was donated by the many former student-athletes that Smith has cared for in his 26 years at Georgia Tech.

He was formerly a respiratory therapist at Grady Memorial Hospital, a position he held from 1972-96. He came to Tech after serving as head athletic trainer from 1972-84 at Morris Brown College in Atlanta, and assistant trainer for the Atlanta Falcons from 1984-85.

A native of Atlanta, Ga., Smith received a bachelor's degree in physical education from Morris Brown in 1972, and a certificate in respiratory therapy in 1973. He is a member of the National Athletic Trainers Association, the Southeastern Athletic Trainers Association and the Georgia Athletic Trainers Association.

Smith and his wife Barbara have two children, Gabriel and Tamika.



ETHAN SHAPIRO
DIRECTOR/OLYMPIC SPORT OPERATIONS



LEAH THOMAS
DIRECTOR/TOTAL PERSON PROGRAM



DR. FRANK PICKENS
TEAM PHYSICIAN / 23RD YEAR



DR. GARY M. LOURIE
HEAD ORTHOPEDIC DR. / 21ST YEAR



MIKE DeGEORGE



Mike DeGeorge is in his second year at Georgia Tech as assistant director of sports information. In this role, DeGeorge serves as the primary media contact for the nationally-ranked Yellow Jacket baseball team, the swimming & diving teams and serves as the secondary football contact.

DeGeorge manages the Russ Chandler Stadium Press Box on game days and is the liaison between the baseball program and the local and national media.

He is a member of the National Collegiate Baseball Writers Association, the Football Writers Association of America and CoSIDA.

DeGeorge came to Georgia Tech after spending five years as the assistant director of athletic public relations at the University of Richmond.

During his time with the Spiders, DeGeorge was the primary contact for the nationally-ranked football team, which won the 2008 Division I National Championship. He also served as the media contact for baseball, men's and women's golf and women's swimming and diving.

Prior to his arrival at Richmond, DeGeorge was a sports information assistant at Xavier University in Cincinnati.

A native of Buffalo, N.Y., DeGeorge earned a bachelor's degree at the University of Dayton and worked in the Flyers' athletics communication office for four years.



Position

Assistant Director
of Sports Information

Years At Tech

2nd Season

Joined Tech's Staff

November 22, 2011

2013 RUSS CHANDLER STADIUM PRESS BOX STAFF

Official Scorer: **Greg Campbell**

Public Address Announcer: **Kyle Snipes**

Sports Information Student Staff: **Rebecca Lally, Wiley Ballard
Eliot Beckham**




RUSS CHANDLER STADIUM FIELD STAFF



Georgia Tech's 2013 Field Staff (left to right):

Ben Warner, James Pock, Jon DeWitt (athletic field manager), Matthew LaFoy and Chris May



Georgia Tech and Russ Chandler Stadium is nationally-recognized for having one of the best playing surfaces in college baseball.

In 2009, the Sports Turf Managers Association (STMA) recognized Russ Chandler Stadium as having the Field of the Year for college baseball.



JEFF GILBERT

DIRECTOR/GAME OPERATIONS



JESSE BLAIR

ASSISTANT DIRECTOR/TICKETS



TRUDY WHEELER

ASSISTANT DIRECTOR/ACADEMICS



MICHAEL WILHELM

ACADEMIC COORDINATOR



Baseball Staff

2013 GEORGIA TECH DIAMOND GIRLS



Bottom (left to right): Lauren Nieman, Kathleen Sweeney, Morgan Myers, Kelsie Stanton, Maggie Underdahl, Lesley Finch
Top (left to right): Lindsey Murphy, Hilary Yeganegi, Ansley Grantham, Kayla Watson, Hartley Hamilton, Leah Gober

2013 Diamond Girls Roster

Lesley Finch, Senior, Jasper, Ga.	Lauren Nieman, Junior, Canton, Ga.
Leah Gober, Junior, Tiger, Ga.	Kelsie Stanton, Freshman, Lilburn, Ga.
Ansley Grantham, Junior, Alpharetta, Ga.	Kathleen Sweeney, Freshman, Alpharetta, Ga.
Hartley Hamilton, Freshman, Johns Creek, Ga.	Maggie Underdahl, Sophomore, Long Valley, N.J.
Lindsey Murphy, Sophomore, Macon, Ga.	Kayla Watson, Freshman, Pasadena, Md.
Morgan Myers, Junior, Peachtree City, Ga.	Hilary Yeganegi, Junior, Acworth, Ga.



LAURENSCHERER
DIRECTOR/MARKETING



BRYNMUSSER
ASSISTANT DIRECTOR/MARKETING



BLAIRSKORNSCHEK
MKT ASST/DIAMOND GIRLS COORD.



BUZZ
AMERICA'S FAVORITE MASCOT



MIKE BOBINSKI



Position
Director of Athletics
Years At Tech
1st Year
Joined Tech's Staff
January 16, 2013



Georgia Institute of Technology President G.P. "Bud" Peterson named Xavier University's Mike Bobinski as the Institute's new athletic director on January 16th, and officially begins his duties at Tech on April 1, 2013.

Bobinski was in his 12th year as director of athletics at Xavier in Cincinnati, Ohio, where he also served as associate vice president. He was hired as director of athletics in 1998 and remained in the role until 2004, when he was named associate vice president for development and oversaw all of the university's fundraising efforts, including major gifts, grant services and annual and planned giving. He returned as athletic director in 2006.

Bobinski is the current chair of the NCAA Division I Men's Basketball Committee.

"We are very pleased to welcome Mike Bobinski to Georgia Tech as our new director of athletics," said Peterson. "Mike's proven record of success and his diverse background in sports, finance and development, as well as his unwavering commitment to student-athletes, make him the ideal person to lead our athletic program."

According to the NCAA's most recent Division I Graduation Success Rates, Xavier ranks 11th in the nation at 97 percent. Last June, the National Association of Collegiate Directors of Athletics named Bobinski the Under Armour Division I Northeast Athletic Director of the Year. During his tenure, nine Xavier teams earned 40 team or individual spots in NCAA championship competition. That includes men's basketball, which has reached at least the NCAA Tournament Sweet 16 in four of the last five years.

Prior to joining Xavier, Bobinski served as Akron University's athletic director from 1994 to 1998. From 1989 to 1994, he was the associate director of athletics at the U.S. Naval Academy. Prior to that, Bobinski served as the associate and assistant business manager at the University of Notre Dame from 1984 to 1989.

Bobinski was hired following a three-month, nationwide search. A seven-member committee led by Stephen P. Zelnak Jr. advised Peterson and identified candidates. Bobinski is just the eighth athletic director in Georgia Tech history and takes over for Dan Radakovich, who resigned in November to become athletic director at Clemson University. Bobinski follows in the footsteps of storied names such as John Heisman, Bobby Dodd and Homer Rice.

"I want to thank Stephen and the search committee for their outstanding work in evaluating and recommending candidates," said Peterson. "I am also personally grateful for the leadership of Paul Griffin, who has overseen our athletics program during this interim period, a period that included the grand opening of McCamish Pavilion, our Sun Bowl victory in El Paso, and the dedication of our newest facility, the Ken Byers Tennis Complex. I know that he will continue to be a valuable asset to the program during this transition."

A native of Yaphank on Long Island, N.Y., Bobinski received his bachelor of business administration from Notre Dame in 1979, graduating magna cum laude, while playing four years for the Fighting Irish baseball team.

As a licensed certified public accountant, he first went into accounting with Deloitte, Haskins and Sell and Arthur Young & Company from 1979-82. He also worked for the Walt Disney Company in Orlando from 1982-84 before moving into college athletics at Notre Dame in 1984.

Bobinski has two children, Melissa and Brian.


BASEBALL COACH DANNY HALL ON BOBINSKI

"Everybody just says great guy and (he'll) be a great guy to work for -- just all positive. I think we can feed off each other and, honestly feel when I first came here, that was the case. I think one of the things that (former AD) Homer (Rice) did, he always felt like the athletic association was a family...I think Mike's going to bring that family atmosphere back."

WAYNE HOGAN



Position
Associate Director of Athletics
Baseball Administrator
Years At Tech
7th Season
Joined Tech's Staff
August, 2006



With 36 years of experience in intercollegiate athletics, 10 as a Division I athletic director, Wayne Hogan has been Associate Athletic Director at Georgia Tech since August, 2006.

Hogan was hired by former Tech Athletics Director Dan Radakovich to oversee the communications and public affairs component of Yellow Jacket Athletics, including oversight of media relations, marketing, sales, video services and television and radio. He also serves as the department's liaison with Georgia Tech Sports Properties, the department's multi-media rights-holder, and the Aspire Group, Tech's fan relationship management team. Hogan serves as the athletic director's top advisor in all external matters at Georgia Tech. In addition, he has day-to-day oversight of the Institute's baseball program.

Hogan's leadership style and positive approach have been gleaned from his 36-year association with successful college programs, coaches and administrators. In all that time, Hogan has known nothing but victories and championships. Hogan has had an uncanny run of working with successful football programs. At four different schools, Hogan has been a part of 413 Division I football games with a record of 305-103-5. He has been a part of three national championships, 19 bowl appearances and his teams have been in post-season play in 27 consecutive seasons.

Hogan received a Bachelor's Degree in Communication from Florida State in 1979 and worked briefly with two minor league baseball teams as a broadcaster and public relations specialist. He spent one year with the Houston Astros AAA farm club before moving to Albuquerque and a one-year stint with the Los Angeles Dodgers AAA affiliate. While in Albuquerque, Hogan was coaxed back into collegiate athletics, becoming assistant sports information and marketing director at the University of New Mexico. He returned to Florida State in 1982 as the school's sports information director.

Wayne is married to the former Dawn Dewberry of Treasure Island, Fla., and they have three children: Lindsay, Kelly and J.P.



Wayne Hogan with former Yellow Jacket baseball greats Jason Varitek and Mark Teixeira.

Administration

DR. G.P. "BUD" PETERSON



Position
Institute President

Years At Tech
4th Year

Joined Tech's Staff
April 1, 2009



Since assuming the role as Georgia Tech's 11th president more than three years ago, Dr. G. P. "Bud" Peterson has engaged the Georgia Tech and greater Atlanta community in developing and implementing a 25-year strategic plan, realigned Tech's research organization for greater effectiveness, championed efforts to strengthen the Institute's leadership in innovation, expanded strategic partnerships, and worked to maximize Tech's impact in the state, region, nation, and the world.

Peterson came to Georgia Tech from the University of Colorado at Boulder, where he served as chancellor. Prior to that, he served as provost at Rensselaer Polytechnic Institute in New York. He served on the faculty and in leadership positions at Texas A&M University for 19 years. He has worked for NASA and the National Science Foundation.

Throughout his career, Peterson has played an active role in helping to establish the national education and research agendas, serving on numerous industry, government and academic task forces and committees. A distinguished scientist, he was appointed in 2008 by U.S. President George W. Bush to serve through 2014 as a member of the National Science Board, which oversees the National Science Foundation (NSF) and advises the President and Congress on national policy related to science and engineering research and education.

In 2010 he was named by U.S. Secretary of Commerce Gary Locke as a member of the National Advisory Council on Innovation and Entrepreneurship. This group is focused on helping the U.S. develop policies that foster entrepreneurship and identify new ways to take innovations and creative ideas from the laboratory to the marketplace in order to create jobs, develop new businesses and drive economic growth.

In June 2011 he was named by President Barack Obama to the

Advanced Manufacturing Partnership steering committee. The partnership is bringing together industry, universities and the federal government to identify and invest in the key emerging technologies to help U.S. manufacturers improve cost, quality and speed of production in order to remain globally competitive.

He is a fellow of both the American Society of Mechanical Engineers (ASME) and the American Institute of Aeronautics and Astronautics (AIAA), and received the AIAA Distinguished Service Award for 2011. His research has focused on phase change heat transfer and spacecraft thermal control. He is widely published, authoring or co-authoring 16 books or book chapters, 200 refereed journal articles, and more than 140 conference publications. He also holds nine patents with two others pending.

Peterson earned a bachelor's degree in mechanical engineering, a second bachelor's degree in mathematics, and a master's degree in mechanical engineering, all from Kansas State University. While an undergraduate at Kansas State, Peterson lettered three years as a tight end/wide receiver for the Wildcats football team. He earned a PhD in mechanical engineering from Texas A&M University.

President Peterson and Tech's first lady, Valerie H. Peterson, actively participate in campus and community events, meeting and working alongside alumni, faculty, staff, students, parents, and civic and government groups. They have become familiar faces within the Georgia Tech community. Students might find them listening to a Yellow Jacket Marching Band performance after a game, supporting the swimming and diving team, or joining in a cleanup day in neighborhoods surrounding the campus. In addition, they have served as ambassadors for Georgia Tech throughout the state, the region, the nation, and even on Tech's international campuses. The Petersons have been married for 38 years and have four adult children.

As the newest member of the Association of American Universities and a top ten public research university, Georgia Tech has outstanding programs in architecture, computing, engineering, liberal arts, management and the sciences. With more than 21,000 students and 130,000 living alumni who work in business, industry and government throughout the world, Tech has become internationally recognized for the quality of its educational and research programs.



President Peterson presents a diploma to 2011 Tech graduate and current Major League Baseball player Charlie Blackmon



Honors & Awards

ALL-AMERICA

Jake Davies, LHP/1B.....Honorable Mention
Alex Cruz, RHP.....Honorable Mention
College Baseball Insider

ALL-REGION

Jake Davies, LHP/1B.....2nd team
Brandon Thomas, OF.....2nd team
Buck Farmer, RHP.....2nd team
ABCA/Rawlings

ALL-ATLANTIC COAST CONFERENCE

Buck Farmer, SP.....1st team
Brandon Thomas, OF.....1st team
Jake Davies, 1B.....2nd team
Daniel Palka, OF.....2nd team

CAPITAL ONE ACADEMIC ALL-AMERICA

Brandon Thomas, OF.....2nd team

CAPITAL ONE ACADEMIC All-DISTRICT

Brandon Thomas, OF.....1st team
Sam Dove, 3B.....1st team

ACADEMIC ALL-ACC BASEBALL TEAM

Luke Bard, Zane Evans, Brandon Thomas

ACC HONOR ROLL

Luke Bard, Jarrett Didrick, Mitch Earnest, Zane Evans,
Evan Martin, Jonathan Roberts, Daniel Spingola,
Devin Stanton, Brandon Thomas, Connor Winn

ACC ALL-TOURNAMENT TEAM

Jake Davies, UTL.....MVP
Zane Evans, C
Brandon Thomas, OF
Thomas Smith, 2B

GAINESVILLE REGION ALL-TOURNAMENT TEAM

Sam Dove, 3B
Zane Evans, C
Brandon Thomas, OF

ACC PLAYER OF THE WEEK

Jake Davies.....April 23

ACC PITCHER OF THE WEEK

Buck Farmer.....April 2
Cole Pitts.....May 23

LOUISVILLE SLUGGER NATIONAL PLAYER OF THE WEEK

Jake Davies.....May 28

COLLEGE SPORTS MADNESS NATIONAL PITCHER OF THE WEEK

Buck Farmer.....April 2




JAKE DAVIES



BUCK FARMER



BRANDON THOMAS



2012 ACC CHAMPION YELLOW JACKETS

2012 Season Recap

GEORGIA TECH · 2012 ACC CHAMPIONS

Overall: 38-26 · ACC: 12-18, 4th Coastal

ACC Tournament: 4-0 · NCAA Regional: 2-2

26th NCAA trip in 28 years

28th all-time NCAA appearance

ACC Standings

COASTAL DIVISION

School	Conference	Overall
1. North Carolina #	22-8	46-16
2. Virginia #	18-12	40-18-1
3. Miami #	16-14	36-23
4. Georgia Tech !	12-18	38-26
5. Virginia Tech	11-19	34-21
6. Duke	9-21	21-34

ATLANTIC DIVISION

School	Conference	Overall
1. Florida State &	24-6	50-17
2. NC State %	19-11	43-20
3. Clemson #	16-14	35-28
4. Wake Forest	13-17	33-24
5. Maryland	10-20	32-24
6. Boston College	10-20	21-34

!-ACC Champion #-NCAA Regional %-Super Regional &-CWS

ACC Tournament Results

GREENSBORO, N.C.

#8 Georgia Tech d. #1 Florida State, 5-4

Georgia Tech d. #4 Virginia, 17-5

Georgia Tech d. #5 Clemson, 5-3

Georgia Tech d. #6 Miami, 8-5 (Championship)

NCAA Results

GAINESVILLE REGIONAL

Georgia Tech d. College of Charleston, 8-4

Florida d. Georgia Tech, 6-2

Georgia Tech d. College of Charleston, 3-0

Florida d. Georgia Tech, 15-3

2012 MLB Draft

Rd.	Pick	Player, Position.....	Year.....	Team
51	42	Luke Bard, RHP.....	Jr.....	Minnesota
4	136	Brandon Thomas, OF.....	Jr.....	Pittsburgh
11	349	Matthew Gonzalez, SS.....	HS.....	Oakland
15	485	Buck Farmer, RHP.....	Jr.....	Milwaukee
21	661	Jake Davies, 1B.....	Sr.....	Boston
30	922	Kyle Wren, OF.....	So.....	Cincinnati

2012 Results

Date	Opponent	W-L	Score	Att.	GT Pitcher	Opp. Pitcher	Record	Notes
2/17	vs. Kent State #	L	0-5	305	Farmer (0-1)	Starn (1-0)	0-1	Tech snapped four-season win streak in openers; blanked on Opening Day for 1st time since '90
	at Winthrop #	W	5-0	1,321	Grimes (1-0)	Pierpont (0-1)	1-1	Grimes and Evans pitch Tech to first combined one-hitter since 1994
2/18	vs. Kent State #	W	6-2	534	Isaacs (1-0)	Bores (0-1)	2-1	Isaacs gave Tech seven strong; Palka and Kronenfeld combine for 5 hit, four runs & four RBI
	at Winthrop #	W	5-3	892	Pitts (1-0)	Knox (0-1)	3-1	Earnest goes 3-for-3 with 2 RBI; Pitts gets first career win with four innings of relief (3 H, 1 R, 5 K)
2/22	at 30 Georgia Southern	W	11-9	3,258	Heddingger (1-0)	Myers (0-1)	4-1	Evans' 3-run HR breaks 8-8 tie in 8th; Thomas with 3-run HR in 3rd; 4 ties & 4 lead changes
2/24	Ohio State	W	12-4	1,840	Farmer (1-1)	McKinney (0-2)	5-1	Farmer fans career high 13 in 6.0 IP; Tech improved to 18-1 in home openers under Hall
2/25	Ohio State	L	3-7	1,875	Grimes (1-1)	King (2-0)	5-2	OSU capitalized on 3 Tech errors to score four unearned runs
2/26	Ohio State	W	13-4	1,364	Isaacs (2-0)	Greve (0-1)	6-2	Davies was 3-for-4 with HR, 2B and career high 4 RBI; Dove was 3-for-3
2/29	Kennesaw State	W	11-5	986	Pitts (2-0)	Cross (1-1)	7-2	Five of Tech's 10 hits went for extra bases, including 3 triples, which tied a school record
3/2	Rutgers	W	16-2	1,174	Farmer (2-1)	Fasano (0-1)	8-2	Tech recorded a season-high 23 hits and led 4-0 after the 1st; Thomas 5-for-5 (2 RBI, 3 R)
3/3	Rutgers	W	9-4	1,226	Grimes (2-1)	Smoral (1-2)	9-2	Palka goes 3-for-4; Lynch sets career-high with 4 RBI
3/4	Rutgers	W	6-3	1,084	Isaacs (3-0)	Corsi (1-2)	10-2	Evans' 2-run triple in seventh was the difference; Isaacs (3-0) goes 6 in inning with 7 K, 3 H, 2 R
3/7	at Georgia State	L	4-5	367	Pitts (2-1)	Schmitz (2-1)	10-3	Tech rallied with 3 runs in final 3 innings & game ended w/ tying run at 3B; Tech=13 LOB
3/9	at NC State	W	14-6	688	Farmer (3-1)	Tzamtzis (1-1)	11-3	Tech scored 11 runs in the middle 3 innings; Wren on base 5 times (3 H, 2 BB) with 4 R
3/10	at NC State	L	5-8	997	Heddingger (1-1)	Rodon (3-0)	11-4	The Jackets scored 5 times in final 3 innings; Grimes unable to start (arm)
3/11	at NC State	L	3-8	1,290	Isaacs (3-1)	Jernigan (3-0)	11-5	State was no-hitting the Jackets until the 8th inning
3/13	Wagner	W	15-4	924	Grimes (3-1)	Schmardel (0-3)	12-5	Davies, Dove and Kronenfeld hit 3-consecutive homers in first inning and Tech never trailed
3/16	Virginia Tech	W	12-3	1,316	Farmer (4-1)	Martir (0-1)	13-5	1,000th career win for Danny Hall; Davies and Kronenfeld go 8-for-9 with 8 RBI
3/17	Virginia Tech	L	9-12	1,384	Grimes (3-2)	Mantiplay (3-0)	13-6	Tech scores 8 times over final 2 innings, but comeback falls short
3/18	Virginia Tech	W	9-1	1,344	Bard (1-0)	Zecchino (2-2)	14-6	Bard goes 5 innings, with 5 hits and 1 R to get win in 1st start; Palka HR for 3rd-straight game
3/20	at 18 Georgia	L	1-7	3,004	Evans (0-1)	Sosebee (2-)	14-7	Tech errors contribute to two big innings and Jackets drop second-straight in the UGA series
3/23	at Boston College	L	7-15	304	Farmer (4-2)	Stevens (3-1)	14-8	BC hits 4 HRs and pulls away with 7-run 5th inning; Hyde and Dove each 3 hits for Tech
3/24	at Boston College-1	L	3-4	297	Davies (0-1)	Bayuk (1-1)	14-9	BC scores twice in 9th and walks off with win; Bard: 7.0 IP, 6 H, 2 ER, 0 BB, 6 K
	at Boston College-2	W	2-1	297	Isaacs (4-1)	Lasko (0-2)	15-9	Tech scores twice in first inning; Isaacs (5.0 IP, 3 H, 1 R) and Pitts (4.0 IP, 4 H, 0 R) make it stand
3/27	Georgia Southern	L	3-5	1,349	Heddingger (1-2)	Leverett (2-1)	15-10	GSU rallied with 4 runs in 7th inning to win 5-3 and even the season series
3/28	Georgia Southern	W	10-5	1,054	Pitts (3-1)	Adams (0-2)	16-10	Thomas & Lynch each had 3 hits, Palka hit a 3-run HR and Tech won the series from GSU
3/31	Duke-1	W	1-0	1,726	Farmer (5-2)	Stroman (3-3)	17-10	Farmer fired a complete-game three-hitter with 11 K; Thomas has RBI double in 8th inning
	Duke-2	W	8-0	1,726	Cruz (1-0)	Swart (3-3)	18-10	Bard and Cruz combine for a two-hit shutout; Dove and Smith go 6-for-10
4/1	Duke	L	3-4	1,592	Heddingger (1-3)	Isler (2-1)	18-11	Thomas is thrown out at plate trying to tie game with 2 outs in 9th; Tech's 3rd 1-run loss of year
4/3	at Kennesaw State	W	7-3	1,314	Pitts (4-1)	McCoy (0-1)	19-11	Tech opened 7-0 lead in sixth; Pitts won second-consecutive midweek start (4.0 IP, 2 H, 0 R, 5 K)
4/6	2 Florida State	L (10)	1-2	2,565	Cruz (1-1)	Benincases (2-0)	19-12	Thomas ties game in 9th with double; Farmer with 8 K and 1 R in 8 innings
4/7	2 Florida State	L	7-12	3,271	Heddingger (1-4)	Waugh (3-0)	19-13	Tech led 6-1 in 5th; FSU scored 9 times with 2 outs in 5th inning
4/8	2 Florida State	L	4-8	1,654	Pitts (4-2)	Miller (5-1)	19-14	Dove and Davies with 2 hits each; FSU broke game open with 4-run 4th inning
4/10	Mercer	W	6-4	1,227	Cruz (2-1)	Kouritis (6-2)	20-14	Cruz pitched 4.2 innings of one-hit, shutout relief; Davies RBI single broke a 3-3 tie in the 4th
4/13	at Wake Forest	L	2-4	592	Farmer (5-3)	Cooney (4-3)	20-15	Wake scored 4 unearned runs in 6th inning; Jackets ninth-inning rally fell short
4/14	at Wake Forest	W	8-7	1,309	Cruz (3-1)	Van Grouw (1-6)	21-15	Cruz pitched 5 one-hit innings of relief; Tech rallied from 4-0 deficit and held off late Wake surge
4/15	at Wake Forest	L	3-11	720	Pitts (4-3)	Holmes (6-1)	21-16	Jackets lead 2-0 in the third; Brandon Thomas homered and was on base 3 times
4/17	Georgia State	W	8-4	969	Isaacs (5-1)	Clabum (3-1)	22-16	Tech led 4-0 after 1st inning; Davies and Evans go 6-for-9 with 4 RBI and 3 runs combined
4/20	at 6 North Carolina	W	11-4	2,457	Farmer (6-3)	Emanuel (5-3)	23-16	Tech built 4-0 after 3rd and added 7 runs late; Farmer=7.0 IP, 6 H, 2 R; T. Smith 4 RBI
4/21	at 6 North Carolina-1	L	6-12	2,184	Isaacs (5-2)	Moss (4-2)	23-17	UNC scores 8 in 1st inning; Davies and Palka hit homers for Tech
	at 6 North Carolina-2	W	4-2	1,683	Cruz (4-1)	Morin (4-3)	24-17	Thomas with GW RBI single in 8th; Davies 2-run HR ties game at 2-2 in 7th; Cruz 3rd ACC win
4/24	vs. Georgia	W	4-3	19,669	Cruz (5-1)	Benzer (4-3)	25-17	Wren with GW RBI double in 9th; Hyde goes 3-for-4 with 3 R, double and 2-run HR
4/27	Clemson	W (13)	6-5	1,627	Didrick (1-0)	Meyer (2-3)	26-17	Palka hit walk-off HR to lead off 13th inning; Tech tied game with 3 runs in 9th
4/28	Clemson	L	7-13	1,947	Isaacs (5-3)	Kent (1-1)	26-18	Clemson broke 2-2 tie with 8 runs in 4th and 5th; Wren led off game with inside-the-park HR
4/29	Clemson	L	8-11	3,626	Pitts (4-4)	Gossett (4-2)	26-19	Davies hit a pair of 2-run HRs; Tech dropped 1st home series to Clemson since 1996
5/5	Charlotte	W	9-0	988	Farmer (7-3)	Smith (5-7)	27-19	Farmer (7.0 IP, 1 BB, 8 K) as Tech records 4th shutout
5/6	Charlotte-1	W	6-3	1,331	Cruz (6-1)	Yermal (6-4)	28-19	Davies (4.2 IP, 4 H, 1 R) gets win in 1st career start; Cruz (4.1 IP, 2 H, 2 R) gets 1st career save
	Charlotte-2	W (11)	6-5	1,331	Heddingger (2-4)	Pilkington (0-4)	29-19	Palka hits walk-off RBI single with 2 outs in 11th to give Tech second sweep of season
5/9	Georgia	W	8-6	2,382	Heddingger (3-4)	Sosebee (2-1)	30-19	Heddingger went 6 strong innings (4 H, 0 ER) and Tech built 8-1, and hung on for series win
5/11	at 22 Virginia	L	5-6	3,622	Cruz (6-2)	Howard (2-0)	30-20	UVA homers 4 times and scores unearned run in 8th to break 5-5 tie
5/12	at 22 Virginia	L	2-4	3,906	Davies (0-2)	Halley (9-1)	30-21	Tech brought tying run to second base in 9th inning; Evans hit 2-run HR in 4th for 2-1 lead
5/13	at 22 Virginia	W (10)	5-4	4,083	Cruz (7-2)	Thompson (4-2)	31-21	Evans hit solo HR in 10th, then got 2-out save; Jackets scored 2 runs in 9th to force extras
5/15	at Mercer	L	3-4	628	Isaacs (5-4)	Teasley (6-0)	31-22	Mercer scored twice in 8th for win, including go-ahead suicide squeeze bunt
5/15	Miami	L	4-5	1,186	Cruz (7-3)	Encinosa (3-3)	31-23	Miami scored final 5 runs, including 3 in 9th; Farmer goes 6.0 IP, 2 H, 1 R, 1 BB, 8 K
5/16	Miami	L	6-8	1,544	Davies (0-3)	Salas (6-2)	31-24	Davies goes 3-for-5 with 2 RBI, but gets loss (3.0 IP, 7 H, 6 R)
5/17	Miami	W	2-1	1,597	Pitts (5-4)	Wholey (3-4)	32-24	Pitts brilliant (7 IP, 2 H, 1 R, 1 BB, 5 K); Palka game-winning HR in 6th to clinch tourney spot
5/23	vs. Florida State \$	W	5-4	2,976	Farmer (8-3)	Sitz (3-3)	33-24	Davies hit a pair of 2-run HRs; Tech pulled off ACC's first-ever win by an 8-seed over a 1-seed
5/25	vs. Virginia \$	W (7)	17-5	3,805	Pitts (6-4)	Silverstein (2-5)	34-24	Evans was 3-for-4 with a career-high 6 RBI; Tech posted ACC's most-lopsided win by an 8-seed
5/26	vs. Clemson \$	W	5-1	3,272	Davies (1-3)	Pohle (6-4)	35-24	Davies hit 2-run HR in 1st inning, then pitched career-long 6 in inning with 2 hits and 1 run
5/27	vs. Miami \$	W	8-5	3,825	Didrick (2-0)	Salas (6-3)	36-24	Tech won 8th ACC title and became ACC's 1st-ever 8-seed to win it; Evans 3 RBI and 3-inning save
6/1	vs. College of Charleston %	W	8-4	1,615	Isaacs (6-4)	Powell (-4)	37-24	Davies and Thomas combined for 7 RBI; Isaacs pitched 5 1/3 innings of three-hit relief for the win
6/2	at 1 Florida %	L	2-6	4,584	Farmer (8-4)	Randall (8-2)	37-25	Tech out-hit #1 Florida 12-9, left 10 runners on base, and couldn't hold an early 1-0 lead
6/3	vs. College of Charleston %	W	3-0	1,513	Cruz (8-3)	Renfro (6-8)	38-25	Cruz fired a two-hit shutout over six innings and Tech survived an NCAA elimination game
	at 1 Florida	L	3-15	3,537	Davies (1-4)	Johnson (8-4)	38-26	Tech got homers from Dove and Martin, but fell in the NCAA Regional final to #1 Florida

- Coca-Cola Classic (Rock Hill, S.C.)
 & - Turner Field (Atlanta, Ga.)
 \$ - ACC Tournament (Greensboro, N.C.)
 % - NCAA Regional (Gainesville, Fla.)

2012 Final Statistics

RECORD: 36-28 HOME: 20-11 AWAY: 10-14 NEUTRAL: 8-1 ACC: 12-18

BATTING

Player	AVG	GP	GS	AB	R	H	2B	3B	HR	RBI	TB	SLG%	BB	HBP	SO	GDP	OB%	SF	SH	SB	ATT	PO	A	E	FLD%
Brandon Thomas	.360	56	56	211	57	76	15	5	5	44	116	.550	37	13	43	1	.481	1	3	12	17	113	1	3	.974
Sam Dove	.340	64	64	253	54	86	15	1	3	30	112	.443	30	1	47	3	.411	1	6	12	13	49	126	18	.907
Jake Davies	.326	63	62	239	43	78	11	0	14	73	131	.548	28	3	24	9	.401	2	1	0	1	356	25	8	.979
Daniel Palka	.303	64	64	238	44	72	19	2	12	47	131	.550	17	15	50	1	.380	4	0	6	7	252	24	4	.986
Zane Evans	.295	59	59	224	34	66	17	1	4	51	97	.433	24	1	45	7	.363	2	0	1	1	221	32	4	.984
Matt Hyde	.266	62	62	214	36	57	11	0	7	33	89	.416	15	6	51	2	.322	7	2	10	14	92	159	17	.937
Kyle Wren	.256	62	62	258	56	66	10	6	2	22	94	.364	33	3	30	4	.346	1	7	16	22	149	3	6	.962
Daniel Spingola	.349	23	8	43	5	15	3	0	0	5	18	.419	4	0	9	0	.404	0	0	4	5	23	1	0	1.000
Paul Kronenfeld	.303	38	23	89	10	27	4	1	3	20	42	.472	5	0	33	3	.340	0	0	2	3	28	0	0	1.000
Thomas Smith	.302	39	39	126	18	38	6	0	0	12	44	.349	15	8	14	3	.407	1	4	5	9	69	105	6	.967
Connor Lynch	.293	29	24	82	11	24	5	0	1	14	32	.390	7	1	11	5	.348	2	0	1	2	134	20	3	.981
Evan Martin	.268	31	11	56	8	15	4	1	1	5	24	.429	4	0	14	2	.311	1	1	4	5	29	7	0	1.000
Chase Butler	.267	25	10	45	8	12	0	0	1	3	15	.333	10	0	9	1	.400	0	2	0	0	10	20	8	.789
Mitch Earnest	.250	23	9	40	4	10	4	0	0	7	14	.350	3	0	15	1	.283	3	1	1	1	93	17	1	.991
Charles Sheffield	.250	11	0	12	0	3	0	0	0	1	3	.250	1	0	6	0	.308	0	0	0	0	2	0	0	1.000
Connor Winn	.177	27	17	62	12	11	3	0	0	9	14	.226	8	0	14	0	.268	1	1	4	5	27	42	8	.896
Cameron Gibson	.125	19	2	24	1	3	0	0	0	1	3	.125	1	0	3	1	.160	0	0	1	1	12	2	2	.875
Alex Cruz	.091	7	2	11	0	1	0	0	0	1	1	.091	1	0	5	0	.167	0	1	0	0	11	17	0	1.000
A.J. Murray	.083	12	2	12	1	1	0	0	0	1	1	.083	2	0	1	3	.200	1	0	0	1	15	1	1	.941
DeAndre Smelter	.000	11	0	3	3	0	0	0	0	0	0	.000	0	0	1	0	.000	0	0	1	2	3	1	0	1.000
Michael Hodorowski	.000	3	0	2	0	0	0	0	0	0	0	.000	1	0	1	0	.333	0	0	0	0	0	0	0	.000
Colby Wren	.000	1	0	1	0	0	0	0	0	0	0	.000	0	0	0	0	.000	0	0	0	0	0	0	0	.000
Jarrett Didrick	.000	1	0	0	0	0	0	0	0	0	0	.000	0	0	0	0	.000	0	0	0	0	0	0	0	.000
Totals	.294	64	64	2245	405	661	127	17	53	379	981	.437	246	51	426	46	.373	27	29	80	109	1709	657	95	.961
Opponents	.257	64	64	2158	327	555	105	7	47	300	815	.378	247	56	456	47	.345	25	49	72	96	1683	658	81	.967

LOB - Team (513), Opp (502). DPs turned - Team (57), Opp (57). CI - Team (3), Evans, Z 2, Earnest, M 1, Opp (3). IBB - Team (8), Palka, D 4, Davies, J 2, Martin, E 1, Thomas, B 1, Opp (8). Picked off - Wren, K 8, Palka, D 2, Thomas, B 2, Hyde, M 2, Lynch, C 2, Martin, E 1, Evans, Z 1.

PITCHING

Player	ERA	W	L	APP	GS	CG	SHO	CBO	SV	IP	H	R	ER	BB	SO	2B	3B	HR	AB	B/Avg	WP	HBP	BK	SFA	SHA
Alex Cruz	1.83	8	3	30	1	0	0	2	2	73.2	46	20	15	23	47	7	0	3	257	.179	5	12	0	2	4
Buck Farmer	3.54	8	4	16	16	1	1	1	0	106.2	100	48	42	37	115	18	2	14	403	.248	6	10	0	5	12
Cole Pitts	4.50	6	4	19	13	0	0	0	1	78.0	98	48	39	35	60	16	1	5	319	.307	4	3	1	1	10
Dusty Isaacs	6.55	6	4	18	11	0	0	0	0	66.0	71	53	48	38	46	16	3	4	251	.283	7	7	1	7	3
Daniel Palka	0.00	0	0	5	0	0	0	1	0	4.1	0	1	0	3	6	0	0	0	13	.000	1	2	0	0	0
Charles Sheffield	0.00	0	0	2	0	0	0	0	0	2.0	2	0	0	2	4	0	0	0	8	.250	0	0	0	0	0
Luke Bard	0.99	1	0	11	3	0	0	1	2	27.1	20	3	3	6	26	5	0	0	95	.211	3	1	0	1	1
Matt Grimes	3.38	3	2	5	5	0	0	1	0	18.2	13	9	7	8	17	1	0	3	66	.197	2	0	0	0	2
Zane Evans	3.68	0	1	19	1	0	0	2	7	36.2	31	17	15	8	34	4	0	3	137	.226	2	4	0	1	1
Jarrett Didrick	4.71	2	0	15	0	0	0	0	0	21.0	19	11	11	10	15	4	1	4	78	.244	1	0	0	3	0
Clay Dalton	5.40	0	0	16	0	0	0	1	0	25.0	29	18	15	8	13	6	0	2	98	.296	2	1	0	2	3
Josh Hedding	6.39	3	4	23	7	0	0	0	0	50.2	55	41	36	32	39	12	0	3	197	.279	5	6	0	1	5
Jake Davies	6.61	1	4	14	5	0	0	0	0	31.1	37	26	23	18	21	8	0	3	121	.306	3	2	0	1	5
Jonathan Roberts	7.89	0	0	16	1	0	0	0	0	21.2	22	23	19	15	10	6	0	1	84	.262	3	8	0	1	1
DeAndre Smelter	8.53	0	0	4	1	0	0	0	0	6.1	11	8	6	2	2	2	0	2	29	.379	0	0	0	0	2
Devin Stanton	27.00	0	0	1	0	0	0	0	0	0.1	1	1	1	2	1	0	0	0	2	.500	0	0	0	0	0
Totals	4.42	38	26	64	64	1	5	4	12	569.2	555	327	280	247	456	105	7	47	2158	.257	44	56	2	25	49
Opponents	5.61	26	38	64	64	0	1	1	12	561.0	661	405	350	246	426	127	17	53	2245	.294	30	51	8	27	29

PB - Team (9), Lynch, C 6, Earnest, M 2, Evans, Z 1, Opp (11). Pickoffs - Team (5), Davies, J 1, Palka, D 1, Cruz, A 1, Hedding, J 1, Evans, Z 1, Opp (18). SBA/ATT - Lynch, C (36-44), Evans, Z (31-41), Pitts, C (18-22), Earnest, M (13-18), Isaacs, D (7-12), Hedding, J (10-12), Farmer, B (7-10), Cruz, A (7-9), Roberts, J (5-6), Davies, J (3-5), Bard, L (1-3), Grimes, M (1-2), Dalton, C (2-2), Didrick, J (2-2), Palka, D (0-1), Sheffield, C (1-1).



TWITTER.COM/GT_BASEBALL | FACEBOOK.COM/GTBASEBALL

2012 Miscellaneous Stats

MULTIPLE HIT GAMES

	2012 SEASON					CAREER				
	2	3	4	5+	Total	2	3	4	5+	Total
Sam Dove	17	8	-	-	25	28	11	-	1	40
Jake Davies	19	3	1	-	23	37	7	3	-	47
Brandon Thomas	18	4	1	1	24	34	7	2	1	44
Kyle Wren	16	3	1	-	20	34	9	3	1	47
Daniel Palka	15	4	-	-	19	27	10	1	-	38
Zane Evans	11	7	-	-	18	24	9	-	-	33
Matt Hyde	12	3	-	-	15	26	7	-	-	33
Thomas Smith	10	2	-	-	12	10	2	-	-	12
Paul Kronenfeld	8	-	1	-	9	10	-	1	-	11
Connor Lynch	4	2	-	-	6	4	2	-	-	6
Daniel Spingola	4	-	-	-	4	4	-	-	-	4
Connor Winn	1	1	-	-	2	2	1	-	-	3
Chase Butler	2	-	-	-	2	2	-	-	-	2
Evan Martin	2	1	-	-	3	6	2	-	-	8
Mitch Earnest	-	1	-	-	1	-	1	-	-	1
Charles Sheffield	1	-	-	-	1	1	-	-	-	1
DeAndre Smelter	-	-	-	-	-	2	1	-	-	3
Alex Cruz	-	-	-	-	-	1	-	-	-	1

HITTING STREAKS

	2012 SEASON		CAREER	
	Longest	Current	Longest	Season
Sam Dove	17	5	17	2012
Jake Davies	14	2	14	2012
Daniel Palka	12	-	12	2012
Brandon Thomas	7	-	13	2011
Kyle Wren	7	1	8	2011
Thomas Smith	7	-	7	2012
Zane Evans	7	-	9	2011
Matt Hyde	5	-	11	2011
Daniel Spingola	6	-	6	2012
Mitch Earnest	4	1	4	2012
Connor Lynch	4	4	4	2012
Evan Martin	3	2	4	2010
Chase Butler	3	-	3	2012
Paul Kronenfeld	3	2	3	2012
Connor Winn	3	-	3	2012
Cameron Gibson	2	-	2	2012
Alex Cruz	1	-	1	2012
DeAndre Smelter	-	-	3	2011
Jarrett Didrick	-	-	2	2009

MULTIPLE RBI GAMES

	2012 SEASON					CAREER				
	2	3	4	5+	Total	2	3	4	5+	Total
Jake Davies	10	6	4	1	21	17	9	4	1	27
Zane Evans	8	1	2	1	12	17	5	2	1	25
Brandon Thomas	7	4	1	-	12	14	6	2	-	22
Daniel Palka	4	5	-	-	9	13	9	2	-	24
Matt Hyde	5	2	-	-	7	9	4	2	2	17
Paul Kronenfeld	3	3	-	-	6	3	3	-	-	6
Kyle Wren	3	1	-	-	4	8	2	-	-	10
Sam Dove	3	1	-	-	4	6	1	-	-	7
Thomas Smith	2	-	1	-	3	2	-	1	-	3
Mitch Earnest	3	-	-	-	3	3	-	-	-	3
Connor Lynch	2	1	1	-	4	2	1	1	-	4
Connor Winn	1	1	-	-	2	3	2	-	-	5
Daniel Spingola	1	-	-	-	1	1	-	-	-	1
Evan Martin	-	-	-	-	-	3	1	1	-	5
DeAndre Smelter	-	-	-	-	-	2	-	-	-	2
Chase Butler	-	-	-	-	-	1	-	-	-	1

2012 INNING-BY-INNING SUMMARY

	1	2	3	4	5	6	7	8	9	EX	Total
Georgia Tech	51	38	57	57	49	44	59	27	19	4	405
Opponents	47	35	26	44	59	34	29	29	22	2	327

TECH'S RECORD WHEN...

	ACC	Overall		ACC	Overall
Home	6-9	20-11	One-Run Games	6-5	9-7
Road / Neutral	6-9	18-15	Two-Run Games	1-3	5-4
Day Games	9-12	25-14	Three-Run Games	0-3	4-2
Night Games	3-6	13-12	Four+ Run Games	5-7	20-12

Yellow Jackets Score First	7-7	24-9	Leading After 6	8-2	31-3
Yellow Jackets Score in 1st	4-7	16-7	Trailing After 6	2-14	3-20
Opponent Scores First	5-11	14-17	Tied After 6	2-2	4-3
Walkoff Victories	1-1	2-1	Leading After 7	8-2	31-3
			Trailing After 7	1-15	1-22

vs. Top 25 (All Polls)	4-7	7-11	Tied After 7	3-1	5-1
Following Loss	7-8	16-10	Leading After 8	10-2	34-2
Televised Game	5-14	13-15	Trailing After 8	1-16	1-24
			Tied After 8	1-0	2-0

vs. LHP (starter)	3-8	9-11	Shutouts	2-0	5-1
vs. RHP (starter)	9-10	29-15	Extra Innings	2-1	3-1
Yellow Jacket Starter 6+ IP	7-6	23-10			
Yellow Jacket Starter 7+ IP	3-2	7-3			
Yellow Jacket Starter 8+ IP	1-1	1-1			

Hitting A Home Run	8-8	24-10	Score Five or Less Runs	5-11	11-19
Not Hitting A Home Run	4-10	14-16	Score Six or More Runs	7-7	27-7
			Allow Five or Fewer Runs	8-6	32-10

Out Hit Opponent	9-2	31-4	Commit 0 Errors	2-4	10-4
Equal Number of Hits	2-3	4-5	Commit 1 Error	5-6	15-7
Get Out Hit By Opponent	1-13	3-17	Commit 2+ Errors	5-8	13-13

JERSEY COMBINATIONS

	ACC	Overall
February	0-0	7-2
March	6-5	11-8
April	4-9	8-9
May	2-4	10-5
June	0-0	2-2
Tuesday	0-0	5-3
Wednesday	0-0	5-1
Thursday	0-1	0-1
Friday	4-5	9-6
Saturday	6-7	11-9
Sunday	2-5	8-6
Tops/Pants		
White "Jackets"/White	3-2	12-4
White "Tech"/White	--	--
White "GT"/White	0-1	3-2
White Sleeveless "GT"/White	0-1	0-1
Whiteout Jersey	2-3	4-4
Gold/White	2-7	5-6
Navy/White	2-0	3-0
Navy/Gray	1-2	2-2
Gray "Jackets"/Gray	--	--
Gray "GT"/Gray	2-3	9-6
Navy "Jackets"/White	0-0	0-1



The Atlantic Coast Conference

Consistency. It is the mark of true excellence in any endeavor.

However, in today's intercollegiate athletics, competition has become so balanced and so competitive that it is virtually impossible to maintain a high level of consistency.

Yet the Atlantic Coast Conference has defied the odds. Now, in its 60th year of competition, the ACC has long enjoyed the reputation as one of the strongest and most competitive intercollegiate conferences in the nation. And that is not mere conjecture, the numbers support it.

Since the league's inception in 1953, ACC schools have captured 127 national championships, including 67 in women's competition and 60 in men's. In addition, NCAA individual titles have gone to ACC student-athletes 145 times in men's competition and 104 times in women's action.

The ACC saw nine teams – Clemson, Florida State, Georgia Tech, Maryland, Miami, North Carolina, NC State, Virginia and Wake Forest – ranked nationally for all or part of the regular season. That produced a balanced field for the 39th annual ACC Baseball Championship, which was held May 23-27 at NewBridge Bank Park in Greensboro, N.C. The balance of the conference was reflected in the championship game, which saw eighth-seeded Georgia Tech score an 8-5 win over sixth-seeded Miami in the title game. MVP Jake Davies hit four home runs, drove in 11 runs and delivered a solid starting pitching performance in a May 26 win over Clemson to help the Yellow Jackets become the lowest seed to capture the tournament title.

Marquee honors for the regular season went to Player of the Year James Ramsey, the dynamic centerfielder who led Florida State to the Atlantic Division title, and NC State's Carlos Rodon, who posted a 9-0 regular-season record on the mound and became the first player to be named both the ACC Pitcher and ACC Freshman of the Year. FSU coach Mike Martin, whose team tied an ACC regular-season record for conference wins with 24, was voted the ACC Coach of the Year.

Eleven ACC players – Ramsey, Rodon, Clemson third baseman Richie Shaffer, Duke pitcher Marcus Stroman, Florida State first baseman Jayce Boyd, second baseman Devon Travis and pitcher Robert Benincasa, North Carolina pitchers Kent Emanuel and Michael Morin, and NC State shortstop Chris Diaz and third baseman Trea Turner – were named to at least one All-America team. Ramsey earned National Player of the Year accolades from the American Baseball Coaches Association (ABCA).

Eight conference student athletes



BOSTON COLLEGE -- Charter member of the Big East Conference in 1979; joined the ACC in July, 2005.

CLEMSON -- Charter member of the Southern Intercollegiate Athletic Association in 1894; a charter member of the Southern Conference in 1921; a charter member of the Atlantic Coast Conference (ACC) in 1953.

DUKE -- Joined the Southern Conference in December, 1928; charter member of the ACC in 1953.

FLORIDA STATE -- Charter member of the Dixie Conference in 1948; joined the Metro Conference in July, 1976; joined the ACC in July, 1991.

GEORGIA TECH -- Charter member of the Southern Intercollegiate Athletic Association in 1894; charter member of Southern Conference in 1921; charter member of the SEC in 1932; joined the ACC in April, 1978.

MARYLAND -- Charter member of the Southern Conference in 1921; charter member of the ACC in 1953.

MIAMI -- Charter member of the Big East Football Conference in 1991; joined the ACC in July, 2004.

NORTH CAROLINA -- Charter member of the Southern Intercollegiate Athletic Association in 1894; charter member of the Southern Conference in 1921; charter member of the ACC in 1953.

NC STATE -- Charter member of the Southern Conference in 1921; charter member of the ACC in 1953.

VIRGINIA -- Charter member of the Southern Intercollegiate Athletic Association in 1894; charter member of the Southern Conference in 1921; resigned from Southern Conference in December 1936; joined the ACC in December, 1953.

VIRGINIA TECH -- Charter member of the Southern Conference in 1921; withdrew from the Southern Conference in June, 1965; became a charter member of the Big East Football Conference in Feb. 5, 1991; joined the ACC in July, 2004.

WAKE FOREST -- Joined the Southern Conference in February, 1936; charter member of the ACC in 1953.

– Florida State pitchers Mike Compton and Brandon Leibrandt, North Carolina pitcher Benton Moss, NC State's Rodon and Turner, Virginia outfielder Derek Fisher and Virginia Tech catcher Mark Zagunis – were named to at least one Freshman All-America team.

A total of 50 ACC players were taken in the 40-round Major League Draft,



including first-round selections Stroman, Ramsey and Shaffer. It marked the eighth straight year that at least three ACC Players were taken in the opening round and the seventh straight year that at least 50 players from the conference were selected.

North Carolina's Morin set an ACC single-season record with 19 saves. NC State's Turner led the nation with 57 stolen bases, six steals shy of the ACC single-season record.

In addition to collecting honors for his talents on the diamond, FSU's Ramsey was recognized as the Capital One Academic Player of the Year and the 2012 Lowe's Senior CLASS Award winner. Ramsey was joined on the Capital One Academic All-America first team by Clemson designated hitter Phil Pohl, and Georgia Tech outfielder Brandon Thomas earned second-team honors.

Seven ACC teams earned spots in the 2012 NCAA Championship. It marked the seventh time in the last eight years that the ACC had placed at least seven teams among the 64-team field.

The conference boasted two of the top six national seeds, as Florida State was seeded No. 3 overall and North Carolina was at No. 6. Those teams were joined in postseason play by Clemson, Georgia Tech, Miami, NC State and Virginia. Florida State and NC State advanced to Super Regional play, with FSU moving on from there to the 66th College World Series at Omaha, Neb.

The Seminoles' trip to the CWS was their 21st overall and their 15th under Martin. The ACC has sent 15 teams to Omaha since 2006. FSU opened the College World Series with a tough 4-3 loss to Arizona in 12 innings, then bounced back to defeat Stony Brook by a 12-2 count in the losers' bracket game. The Seminoles remained alive by downing second-seeded UCLA, 4-1, in their third game before bowing out with a loss in a rematch with Arizona. Florida State now has 174 all-time wins in NCAA Tournament play following three regional wins, a Super Regional sweep of Stanford and two CWS wins in 2012.

2011-12 in Review

The 2011-12 academic year saw ACC teams capturing four more national team titles and 7 individual NCAA crowns. In all, the ACC has won 55 national team titles over the last 14 years and has won two or more NCAA titles in 29 of the past 31 years.

The ACC was one of only three conferences in America to place two of its teams in the final Top 10 rankings of the 2011-12 Learfield Director's Cup Standings--symbolic of the nation's top overall programs--as Florida State (5th), North Carolina (8th), Virginia (15th) and Duke (16th) all were ranked nationally in the Top 20.

This past year also marked the 11th consecutive year that the ACC has placed four or more teams in the Top 30.

A total of 126 ACC teams placed in NCAA post-season competition in 2011-12. League teams compiled a 116-73-5 (.611) mark against opponents in NCAA championship competition.

2011-12 National Championships

Field Hockey – Maryland
Ice Hockey – Boston College
Men's Soccer – North Carolina
Rowing – Virginia

The Championships

The conference will conduct championship competition in 25 sports during the 2012-13 academic year--12 for men and 13 for women. The first ACC championship was held in swimming on February 25, 1954. The conference did not conduct championships in cross country, wrestling or tennis during the first year.

The 12 sports for men include football, cross country, soccer, basketball, swimming, indoor and outdoor track, wrestling, baseball, tennis, golf and lacrosse. Fencing, which was started in 1971, was discontinued in 1981. Women's sports were initiated in 1977 with the first championship meet held in tennis at Wake Forest University.

Championships for women are currently conducted in cross country, field hockey, soccer, basketball, swimming, indoor and outdoor track, tennis, golf, lacrosse, softball and rowing with volleyball deciding its champion by regular season play.



ACC History

Series Records vs. Current ACC Teams

Opponent	Overall	In ACC*	At RCS	ACC Tour	First
Boston College	13-7	13-7	6-1	0-1	2006
Clemson	101-105-3	50-67	71-41-2	10-16	1902
Duke	84-29	73-25	46-14	8-2	1903
Florida State	39-67	31-39	17-26	8-6	1959
Maryland	71-24	66-22	43-6	4-2	1921
Miami	30-48-2	15-12	14-20	3-2	1958
North Carolina	68-55	59-47	33-26	10-4	1901
NC State	71-48	64-45	37-11	13-11	1921
Virginia	66-44-2	60-38-1	35-16-2	7-3	1924
Virginia Tech	20-11	16-9	14-7	0-1	1980
Wake Forest	68-37-1	63-31-1	40-13	9-4	1898


Tech vs. ACC (Overall): 633-470-8

Tech vs. ACC (As a member vs. members): 513-337-2


Tech in the ACC Tournament: 71-53 (.573)

*Record as a member of the ACC vs. members of the ACC

NOTE: Tech became eligible for ACC Championship in 1980; Florida State (1992); Miami and Virginia Tech (2005); Boston College (2006)



SCOTT JORDAN (left) won MVP honors with three home runs and seven stolen bases in the 1985 ACC Championship while TODD SHIVER (right) earned his MVP trophy by winning two games in the 1987 ACC Tournament.



All-ACC Tournament Team

(The first actual All-Tournament team to be selected was in 1987. OH denotes Outstanding Hitter selection for the tournament.)

1985	Scott JordanOFMVP
1986	Jeff Distasio1BMVP
	Mike FowlerOFOH
1987	Todd ShiverPMVP
	Carl Sittler3BOH
	Mike FowlerOF	
1988	Ty Griffin2BMVP-OH
	Scott ErwinP	
	Pat McGuireOF	
	Billy Parham1B	
	Jim PooleP	
1990	Andy Bruce3B	
	Anthony MaisanoDH	
1991	Anthony ByrdOF	
	Andy Bruce3B	
1992	Jason VaritekC	
	Jay PaytonOF	
1993	Jason VaritekC	
1994	Nomar GarciaparraSS	
1996	Tucker BarrC	
1997	Kris WilsonDH	
2000	Jason BasilOFMVP
	Bryan PrinceC	
	Brad StocktonOF	
	Cory VanceP	
2001	Jason BasilOF	
2002	Wes RyndersOF	
2003	Brian BurksPMVP
	Clifton Remole1B	
	Eric Patterson2B	
	Micah Owings3B	
	Jeremy SlaydenOF	
2004	Clifton RemoleOF	
2005	Tyler GreeneSSMVP
	Jeff KindelOF	
	Whit Robbins1B	
2006	Luke Murton1B	
2012	Zane EvansC	
	Thomas Smith2B	
	Brandon ThomasOF	
	Jake Davies1B/PMVP

Year-by-Year vs. the ACC

Year	BC	CU	DU	FSU	MD	UM	NC	NCS	VA	VT	WF	Total	Overall	Division
1980	-	1-1	0-2	-	0-2	-	0-2	2-0	0-2	-	0-1	3-10	7th	-
1981	-	0-2	0-2	-	0-2	-	0-2	0-2	0-2	-	1-1	1-13	8th	-
1982	-	0-2	1-1	-	2-0	-	0-2	1-1	2-0	-	0-2	6-8	5th	-
1983	-	1-1	1-1	-	0-2	-	1-1	1-1	1-1	-	1-1	6-8	5th	-
1984	-	0-2	-	-	1-1	-	0-2	1-1	1-1	-	2-0	5-7	5th	-
1985	-	1-1	1-1	-	1-1	-	0-2	1-1	1-1	-	1-0-1	6-7-1	5th	-
1986	-	1-1	2-0	-	2-0	-	1-1	1-1	2-0	-	1-1	10-4	2nd	-
1987	-	3-0	2-1	-	3-0	-	3-0	2-1	1-2	-	3-0	17-4	1st	-
1988	-	0-3	2-1	-	1-1	-	3-0	1-2	2-1	-	3-0	12-8	3rd	-
1989	-	1-2	2-0	-	3-0	-	1-2	1-2	3-0	-	2-0	13-6	3rd	-
1990	-	1-2	3-0	-	-	-	2-1	0-3	3-0	-	0-3	9-9	T-4th	-
1991	-	1-2	1-2	-	3-0	-	1-2	2-1	2-1	-	2-0	12-8	2nd	-
1992	-	2-1	2-1	1-2	1-1	-	3-0	0-3	3-0	-	2-1	14-9	4th	-
1993	-	3-0	3-0	1-2	0-1	-	2-1	2-1	2-1	-	3-0	16-6	1st	-
1994	-	1-2	3-0	2-1	2-1	-	2-1	2-1	3-0	-	1-2	16-8	T-2nd	-
1995	-	0-3	3-0	2-1	3-0	-	1-2	3-0	1-2	-	3-0	16-8	3rd	-
1996	-	1-2	2-1	1-2	3-0	-	0-3	2-1	3-0	-	1-2	13-11	T3rd	-
1997	-	1-1	3-0	1-2	3-0	-	3-0	3-0	2-1	-	3-0	19-4	1st	-
1998	-	3-0	3-0	0-3	2-1	-	1-2	1-2	2-0	-	2-1	14-9	T-2nd	-
1999	-	0-3	2-1	1-2	3-0	-	2-1	2-1	1-2	-	1-2	12-12	5th	-
2000	-	2-1	1-2	1-2	3-0	-	3-0	3-0	3-0	-	2-1	18-6	1st	-
2001	-	1-2	2-1	2-1	3-0	-	1-2	1-2	2-1	-	1-2	13-11	4th	-
2002	-	2-1	3-0	0-3	2-1	-	2-1	3-0	2-1	-	0-2	14-9	5th	-
2003	-	0-3	3-0	1-2	3-0	-	2-1	2-1	3-0	-	3-0	17-7	2nd	-
2004	-	3-0	3-0	3-0	3-0	-	2-1	2-0	0-3	-	2-1	18-5	1st	-
2005	-	2-1	3-0	3-0	2-1	2-1	1-2	3-0	0-3	3-0	3-0	22-8	1st	-
2006	1-2	2-1	3-0	3-0	1-2	2-1	2-1	1-2	2-1	2-1	-	19-11	4th	3rd
2007	2-1	1-2	2-1	0-3	3-0	1-2	1-2	3-0	1-1	1-2	-	15-14	7th	4th
2008	3-0	2-1	2-1	0-3	1-2	0-3	1-2	-	2-1	3-0	2-1	16-14	5th	3rd
2009	1-0	1-2	1-2	2-1	3-0	2-1	1-2	-	1-1-1	2-1	3-0	17-10-1	4th	2nd
2010	2-1	3-0	3-0	-	2-1	2-1	3-0	1-2	1-2	1-2	3-0	21-9	2nd	2nd
2011	3-0	1-2	2-1	-	3-0	3-0	2-1	3-0	1-2	2-1	2-1	22-8	T-1st	T-1st
2012	1-2	1-2	2-1	0-3	--	1-2	2-1	1-2	1-2	2-1	1-2	12-18	8th	4th

Regular-season series only. Tournament games not included.




Nine former Yellow Jackets were among the 50 players named to the ACC's 50th Anniversary Team in 2002. Pictured here are (left to right): KEVIN BROWN, TY GRIFFIN, RICCARDO INGRAM, JIM POOLE, BRAD RIGBY, MARK TEIXEIRA and JASON VARITEK. Not pictured are Jay Payton and Nomar Garciaparra.




JAKE DAVIES (above) won MVP honors in 2012 after an incredible four-game tournament where he hit .438 with four homers, 11 RBI and was the winning pitcher in the 5-1 triumph over Clemson that put Tech in the title game.



2012 ACC CHAMPIONS



1988 ACC CHAMPIONS



2000 ACC CHAMPIONS



ACC Tournament Linescores



Head coach **JIM MORRIS** accepts the trophy for Georgia Tech's first ACC Baseball Championship in 1985 from director of athletics Homer Rice while the Yellow Jackets celebrate at Russ Chandler Stadium.

1980

Raleigh, N.C.
Doak Field
(Single-elimination)

Georgia Tech. 2 9 1
Maryland. 9 13 1
Jim Thorsten, Mike Gentry (5) and Danny Watkins; Pete Sinopoli and Steve Jordan. HR-Gary Newsom (GT), John Brisee (M), W-Sinopoli. L-Thorsten.

First-round game played at Shipley Field, College Park, Md.

1981

Chapel Hill, N.C.
Boshamer Stadium

Georgia Tech. 6 14 3
Clemson. 7 11 3

10 innings
Richard O'Brien, Jim Thorsten (7), Alan Walker (8), Chuck Moore (10) and Greg Woodward; Jeff Gilbert, Greg Guin (7) and Coe Brier, David Lemaster (8). W-Guin. L-Walker. HR-Guin (C).

Virginia. 2 7 1
Georgia Tech. 5 9 4
Doug Erbaugh, Ken Smith (1), Jeremy Peizer (8) and Mel Barbee; Stu Rogers and Greg Woodward. W-Rogers. L-Smith. HR-Rick Lockwood (GT), Tommy Thompson (GT), Danny Watkins (GT).

Georgia Tech. 6 9 6
N.C. State. 9 13 3
Jim Thorsten, Mike Gentry (2), Eric Perry (4), Chuck Moore (4), Alan Walker (6), and Greg Woodward; Mike Pesavento, Jim Rivera (5), and Pat Sheehy. W-Rivera. L-Walker. HR-David Trapani (GT), Chuckie Canady (NCS).

1982

Chapel Hill, N.C.
Boshamer Stadium

Georgia Tech. 5 6 1
N.C. State. 1 2 1
Stu Rogers and Greg Woodward; Joe Plesac, Jim Rivera (5) and Jim Toman. W-Rogers. L-Plesac. HR-Rick Lockwood (GT), Tracy Black (NCS).

Clemson. 16 16 0
Georgia Tech. 2 4 4
Jimmy Key, Bill Wolff (9) and Coe Brier, Steve Van Dyke (5); Alan Walker, Richard O'Brien (8), Brad Stuart (8), Jeff Waller (9), Joe Todd (9), Mike Stanford (9) and Greg Woodward. W-Key. L-Walker. HR-Craig Roberson (C).

Georgia Tech. 6 9 3
Wake Forest. 8 9 2
John Jett, Richard O'Brien (7) and Greg Woodward; Scott Harrison, Frank Warner (8) and David Couch. W-Harrison. L-Jett. SV-Warner. HR-Bill Ruffner (WF) 2, Brian Greif (WF), Bill Merrifield (WF).

1983

Chapel Hill, N.C.
Boshamer Stadium

Georgia Tech. 7 3 3
N.C. State. 10 14 2
Stu Rogers, George Shirilla (8) and Greg Woodward; Dan Plesac, David Hall (9) and Jim Toman. W-Plesac. L-Rogers. HR-Toman (NCS).

Virginia. 8 17 1
Georgia Tech. 1 8 7
John Kampschorr and Jack Murray; Jeff Distasio, Keith Fleming (7) and Greg Woodward. W-Kampschorr. L-Distasio. HR-Kevin Clarke (V).

1984

RUNNER-UP

Durham, N.C.
Durham Athletic Park

Georgia Tech. 0 3 3
Maryland. 4 10 3
Stu Rogers and Jeff Mons; Mike Romanovsky and Tom Weider. W-Romanovsky. L-Rogers.

Wake Forest. 3 10 1
Georgia Tech. 4 12 2
12 innings
Jeff Mnick, Leo Leitner (9) and David Couch; Rob Beistline, Keith Fleming (10) and Jeff Mons. W-Fleming. L-Leitner. HR-Mike Wilcox (WF), Kyle Caddell (WF).

Georgia Tech. 8 17 1
Duke. 4 6 1
10 innings
John Horn, Keith Fleming (8), Mike Stanford (9) and Jeff Mons; Andrew Penrod, Mark Sikorski (8), Dave Coughenour (10) and Tom Decker. W-Stanford. L-Sikorski. HR-Chuck Maisano (GT), Ron Bianco (D).

N.C. State. 3 9 0
Georgia Tech. 5 6 1
Mike Pesavento and Doug Davis; Stu Rogers and Jeff Mons. W-Rogers. L-Pesavento. HR-Tracy Black (NCS), Scott Jordan (GT).

Finals

North Carolina. 9 12 0
Georgia Tech. 4 11 7
Doug Torborg, Bob Mulligan (6), Gordon Douglas (7) and Matt Merullo; Kevin Brown, George Shirilla (4), Mike Stanford (9), Keith Fleming (9) and Jeff Mons. W-Torborg. L-Brown. SV-Douglas. HR-Devy Bell (NC), Scott Johnson (NC), Glenn Liacouras (NC), B.J. Surhoff (NC), Steve Newbern (GT), Scott Jordan (GT).

1985

CHAMPIONS
Atlanta, Ga.
Russ Chandler Stadium

Georgia Tech. 23 27 1
N.C. State. 11 22 4
Kevin Brown, Rob Beistline (6), Roger Roddy (9) and Jeff Mons, Pete Stephens (8); Paul Grossman, Mike Schopp (2), Greg Solomon (3), Joe Maciejewski (3), Mark Sigmon (7), Brian Waggoner (9) and Jim McNamara. W-Brown. L-Grossman. HR-Scott Jordan (GT) 2, Pete Geist (GT), Andrew Fava (NCS), Mick Billmeyer (NCS), Turtle Zaun (NCS).

Georgia Tech. 15 14 1
Wake Forest. 11 17 2
Keith Fleming, Rob Beistline (7) and Jeff Mons; Jeff Mnick, Mike Featherstone (4), Keith Ksanskak (8) and Emmett Walsh. W-Fleming. L-Mnick. HR-Scott Jordan (GT), Nick Chmil (WF).

Clemson. 9 12 6
Georgia Tech. 12 11 2
John Pawlowski, John Burnett (7), Steve Currier (8), Jeff Fisher (8), Bill Steele (8) and Bert Heffernan; Roger Kinard, Roger Roddy (6), George Shirilla (6), John Stewart (9) and Jeff Mons, Pete Stephens (7). W-Shirilla. L-Fisher. HR-Heffernan (C).

Georgia Tech. 8 11 0
Maryland. 2 8 2
John Horn and Jeff Mons; Erik Weisskopf, Thom Tryon (6) and Charlie Laird. W-Horn. L-Weisskopf. HR-Jamie Sims (GT), Mons (GT), Rick Wilson (M).

Finals

Clemson. 5 11 0
Georgia Tech. 7 13 1
Oliver Whitaker, Jeff Fisher (8) and Bert Heffernan; Kevin Brown and Jeff Mons, Pete Stephens (9). W-Brown. L-Whitaker. HR-Scott Dillon (C), K.G. White (GT).

1986

CHAMPIONS
Durham, N.C.
Durham Athletic Park

Maryland. 5 8 2
Georgia Tech. 7 8 4
Bruce Ford, Rich Smith (9) and Preston Warner; Jeff Distasio, Roger Roddy (4), Jim Poole (4), Keith Fleming (6) and Jeff Mons. HR-Distasio (GT). W-Fleming. L-Ford.



K.G. WHITE and BILLY PARHAM give coach **JIM MORRIS** a bath after Georgia Tech defeated NC State for the 1987 ACC Championship in Greenville.

1987

CHAMPIONS
Greenville, S.C.
Municipal Stadium

Duke. 1 4 3
Georgia Tech. 3 9 1
Don Fowler and Rich Beviglia; Todd Shiver and Brian Fleury. W-Shiver. L-D. Fowler. HR-Mike Fowler (GT).

Georgia Tech. 4 11 0
N.C. State. 5 10 1
Roger Kinard, John Davis (9) and Brian Fleury, David Ivester (6); Preston Woods, Mark Wendel (3), Larry Price (9) and Bobby Russell. W-Price. L-Kinard. HR-Turtle Zaun (NCS).

Georgia Tech. 5 8 1
Wake Forest. 3 6 4
Sam Drake, Jim Poole (9) and David Ivester; Craig Gourlay and Anthony Maisano. W-Drake. L-Gourlay. HR-Carl Sittler (GT).

Clemson. 1 11 1
Georgia Tech. 7 8 1
Bill Steele, Doug Marchal (5), Mike Huggins (6), Scott Welch (7) and Bert Heffernan; Todd Shiver, Jim Poole (8) and David Ivester. W-Shiver. L-Steele. HR-Carl Sittler (GT).

Finals

N.C. State. 0 5 2
Georgia Tech. 6 9 0
Brad Rhodes, Eddie McClendon (4), Mark Wendel (6) and Bill Klenoshek; Roger Kinard and David Ivester. W-Kinard. L-Rhodes.

1988

CHAMPIONS
Greenville, S.C.
Municipal Stadium

Wake Forest. 3 6 2
Georgia Tech. 4 8 1
Buddy Jenkins, Frank Humber (8) and Greg Cox; Scott Erwin, Jim Poole (8) and David Ivester. W-Poole. L-Jenkins. HR-Sean Gallaher (WF).

Georgia Tech. 8 13 1
N.C. State. 5 6 4
John Davis, Joe Wise (5), Jim Poole (9) and David Ivester; Brad Rhodes, Don Clawson (3), Larry Price (6) and Bill Klenoshek. W-Wise. L-Rhodes. HR-Marty Durkin (GT), Ty Griffin (GT), Bryn Kosco (NCS).

Georgia Tech. 3 7 2
North Carolina. 5 9 2
Sam Drake, Jon George (5) and David Ivester; Jim Dougherty, Rich Fernandez (9) and Jesse Lewis. W-Dougherty. L-Drake. SV-Fernandez.

Virginia. 4 9 4
Georgia Tech. 5 11 1
Doug Johns, Mike Brennan (5), Todd Vick (6), Mark McMillan (7) and Mike Marrale; Doug Creek, Joe Wise (7), Jim Poole and David Ivester (9). W-Creek. L-Johns. SV-Poole. HR-Chris Kughn (V).

Finals

North Carolina. 2 6 1
Georgia Tech. 6 12 2
Michael Hoag, Scott Lodgek (4), Kreg Gresham (4), Dave Arendas (7) and Jesse Lewis; Scott Erwin, Jim Poole (9) and David Ivester. W-Erwin. L-Hoag. SV-Poole. HR-Ty Griffin (GT), Billy Parham (GT).



Catcher **DAVID IVESTER** helped the Yellow Jackets to their fourth consecutive ACC title in 1988 with a 6-2 win over North Carolina in the championship game.



ACC Tournament Linescores

1989

Greenville, S.C. Municipal Stadium

Virginia..... 0 4 1
Georgia Tech..... 3 5 2
David Sammons and John McCrory; Scott Erwin and Jon Anderson. W-Erwin. L-Sammons.

Clemson..... 9 8 2
Georgia Tech..... 3 5 4
Brian Faw, Jerome Santivasci (2), Tim Peele (8) and Mike Couture; Doug Creek, Mike Hostetter (8), Kevin Hilton (8) and Jon Anderson. W-Santivasci. L-Creek. HR-Joe DeBerry (C), Henry Threadgill (C).

Georgia Tech..... 3 8 0
Wake Forest..... 5 10 2
Sam Drake, John Davis (3) and Jon Anderson; Chan Crane, Frank Humber (4) and Greg Cox. W-Humber. L-Drake.

1990

Greenville, S.C. Municipal Stadium

Georgia Tech..... 3 9 1
Wake Forest..... 1 6 0
Mike Hostetter and Paul Mears; Mike Buddie, Paul Reinisch (8) and Ross Restuccia. W-Hostetter. L-Buddie. HR-Ron Raper (GT).

North Carolina..... 9 13 1
Georgia Tech..... 4 7 3
Michael Hoog, Paul Shuey (6) and Rich Griffith; Doug Creek, Joe Wise (8) and Paul Mears. W-Shuey. L-Creek.

Georgia Tech..... 6 9 3
N.C. State..... 10 11 0
John Davis, Brett Colson (5), Mark Pisciotta (8) and Paul Mears; Michael Butler, Jimmy Holland (3), Brian Bark (8) and J.J. Piccolo. W-Holland. L-Davis. SV-Bark. HR-Anthony Maisano (GT).

1991

RUNNER-UP Greenville, S.C. Municipal Stadium

Duke..... 7 12 1
Georgia Tech..... 9 13 1
John Courtright, Mike Kotarski (8) and David Williams; Doug Creek, Brent Colson (9) and Jason Varitek. W-Creek. L-Courtright. SV-Colson. HR-Ryan Jackson (D), David Norman (D), Michael Wolff (GT), Andy Bruce (GT).

Georgia Tech..... 9 13 1
Virginia..... 3 6 7
Mark Pisciotta and Jason Varitek, Paul Mears (9); Todd Fiegel, Frank Lankford (5), Dave Devane (8) and Kevin O'Sullivan, Marc Taglieri (9). W-Pisciotta. L-Fiegel.

Georgia Tech..... 5 9 2
Clemson..... 6 14 0
Brent Colson, Billy Harris (7) and Jason Varitek; Paxton Briley, Chet Kendall (6), Scott Miller (7), Mike Holtz (7), Eric Bradford (8), Tim Peele (8) and Jim Anderson. HR-Michael Spiers (C). W-Peele. L-Harris.

N.C. State..... 3 9 0
Georgia Tech..... 4 11 1
Jeff Pierce, Steve Shingledecker (9), Jason Smith (9) and Jimmy Holland; Doug Creek, Brett Binkley (6), Chris Myers (9) and Jason Varitek. W-Myers. L-Shingledecker. HR-Pierce (NCS), Michael Wolff (GT).

Finals

Clemson..... 24 22 4
Georgia Tech..... 8 8 4
Jason Angel, Mike Holtz (8), John Pawlowski (9) and Mike Lockhart; Chris Myers, Billy Harris (4), Kevin Hilton (5), Mike Reynolds (5), Doug Kenney (8) and Jason Varitek, Paul Mears (4). W-Angel. L-Myers. HR-Jim Crowley (C), Eric Macrina (C), Joe DeBerry (C), Michael Wolff (GT).

1992

Greenville, S.C. Municipal Stadium

North Carolina..... 4 11 1
Georgia Tech..... 5 13 1
Brian Willman and Donnie Leshnock. Brent Colson, Brett Binkley (8) and Jason Varitek. W-Colson. L-Willman. SV-Binkley.

Georgia Tech..... 4 10 1
N.C. State..... 7 6 0
Brad Rigby, Michael Jerzembek (4), Mike Martin (7) and Jason Varitek. Terry Harvey, Jamie Wolkosky (9), Mark Bogle (9) and Greg Almond. W-Harvey. L-Rigby. HR-Paul Borawski (NCS), Vinny Hughes (NCS) 2, Michael Smith (GT).

Duke..... 3 9 3
Georgia Tech..... 7 10 1
Jack Zarinsky, Mike Kotarski (3), Tony Runion (8), Phil Harrell (9) and Matt Harrell. David Albert, Brett Binkley (9) and Jason Varitek. W-Albert. L-Zarinsky. SV-Binkley. HR-Matt Harrell (D).

Georgia Tech..... 4 11 1
Clemson..... 5 9 3
Al Gogolin, Brett Binkley (6), Chris Myers (8) and Jason Varitek. Andy Taulbee (C), Eric Bradford (7), Aaron Jersild (8) and Andy Monin. W-Jersild. L-Binkley.

1993

Greenville, S.C. Municipal Stadium

Maryland..... 0 4 2
Georgia Tech..... 6 10 0
Steve Paasch and Fella Dalby. Brad Rigby, Chris Myers (7) and Jason Varitek. W-Rigby. L-Paasch. HR-David Newhan (GT).

Georgia Tech..... 8 12 3
Clemson..... 9 11 1
David Albert, Mike Martin (4), Chris Myers (8) and Jason Varitek. Jeff Keppen, Andy Taulbee (7), Scott Winchester (9) and Chris Carter. W-Keppen. L-Albert. SV-Winchester. HR-Scott McIntyre (GT), Chris Carter (C), Jeff Miller (C), Shane Monahan (C), Jason Varitek (GT).

Georgia Tech..... 2 8 1
Florida State..... 5 8 2
Al Gogolin, Brett Binkley (8) and Jason Varitek. John Wasdin, John Nedeau (9) and Mike Martin. W-Wasdin. L-Gogolin. SV-Nedeau. HR-Mike Schmitz (FSU).

1994

Greenville, S.C. Municipal Stadium

North Carolina..... 4 11 2
Georgia Tech..... 7 10 0
Sean Murphy, Thad Chrisman (8) and Manny DaSilva. Brad Rigby and Jason Varitek. W-Rigby. L-Murphy. HR-DaSilva (NC).

Georgia Tech..... 6 11 0
Wake Forest..... 0 8 1
Al Gogolin and Jason Varitek. Bobby Rodgers, Todd Jenkins (9), Bobby Wood (9) and Kyle Wagner. W-Gogolin. L-Rodgers.

Clemson..... 9 11 2
Georgia Tech..... 6 10 0
Kris Benson, Ken Vining (2) and Mike Eydenberg. Shane McGill, Chris Myers (5) and Jason Varitek. W-Vining. L-McGill. HR-Brandon Hensley (GT), Andy Monin (C).

Georgia Tech..... 3 9 2
N.C. State..... 11 16 0
Tucker Barr, Geoff Duncan (5), Matt Saier (8) and Jason Varitek. Corey Lee, Pork Wallech (8) and Robby Lasater. W-Lee. L-Barr. HR-Pat Clougherty (NCS), Nomar Garciaparra (GT), Larry Edens (NCS), Tom Sergio (NCS).

1995

Greenville, S.C. Municipal Stadium

N.C. State..... 9 7 1
Georgia Tech..... 5 13 3
12 innings
Terry Harvey, Mike Cronemeyer (11) and Rob Lasater. Kris Wilson, Matt Saier (8) and Tucker Barr. W-Cronemeyer. L-Saier. HR-Tony Ellison (NCS) 3, Ryan Ritter (GT).

Georgia Tech..... 3 9 2
Virginia..... 2 4 1
David Elder, Tucker Barr (9) and Tucker Barr, Brandon Hensley (9). Seth Greisinger and Justin Counts. W-Elder. L-Greisinger. S-Barr.

North Carolina..... 12 14 3
Georgia Tech..... 9 7 3
Jim Wallace, Ethan Stein (4), Thad Chrisman (8) and Josh Rowell. Rich Thieme, Matt Saier (7), Jose Wrigley (9) and Tucker Barr. W-Stein. L-Thieme. S-Chrisman. HR-Antawan Smith (NC), Tyrone Brown (NC), Tucker Barr (GT).

1996

Durham, N.C. Durham Bulls Athletic Park

North Carolina..... 9 10 2
Georgia Tech..... 13 12 2
Jim Wallace, Michael Horney (5), A.Y. Yoder (6), Corey Richardson (8) and Josh Rowell. David Elder, L.J. Yankosky (9) and Tucker Barr. W-Elder. L-Richardson. HR-Richie Grimsley (NC), Jarrett Shearin (NC), Tucker Barr (GT) 2, Scott Byers (GT), Mark Fischer (GT), Adam Leggett (GT).

Georgia Tech..... 1 6 4
Clemson..... 6 9 2
Jose Wrigley, Scott Prather (6), Kris Wilson (7), Rich Thieme (8), Geoff Duncan (8) and Tucker Barr. Billy Koch, Brian Matz (7) and Will Duffie. W-Koch. L-Wrigley. S-Matz.
Game played at Boshamer Stadium in Chapel Hill, N.C.

N.C. State..... 1 3 1
Georgia Tech..... 6 7 0
Mike Rambusch, Brian Fields (7), Dustin Baker (7) and Marty Bourgon. Chuck Crowder and Tucker Barr. W-Crowder. L-Rambusch. HR-Marty Bourgon (NCS).

Georgia Tech..... 4 7 2
Virginia..... 8 11 3
Shane McGill, Carlos Cason (6), Rich Thieme (7), Geoff Duncan (7) and Tucker Barr. Craig Zai-kov, Andrew Lee (8) and Justin Counts. W-Zaikov. L-McGill. HR-Mark Fischer (GT), Pat Branstorf (V) 2, Symmon Willis (V).

1997

St. Petersburg, Fla. Al Lang Stadium

North Carolina..... 6 9 4
Georgia Tech..... 7 10 6
Mike Bynum, Jim Wallace (6), Scott McAllister (6) and Greg Donohue. Kris Wilson, Jose Wrigley (8) and Eric McQueen. W-Wrigley. L-McAllister.

Georgia Tech..... 4 9 2
Clemson..... 7 10 1
David Elder, Chuck Crowder (7), Jose Wrigley (8) and Eric McQueen. Matt White, Scott Clackum (7) and Matthew LeCroy. W-White. L-Elder. S-Clackum.

Duke..... 5 3 0
Georgia Tech..... 3 3 1
Richard Dishman, Vaughn Schill (9) and Gregg Maluchnik. L.J. Yankosky, Jose Wrigley (8), Rich Thieme (9) and Eric McQueen. W-Dishman. L-Yankosky.

1998

Durham, N.C. Durham Bulls Athletic Park

Duke..... 4 12 1
Georgia Tech..... 0 4 2
Stephen Cowie and Gregg Maluchnik. Scott Prather, Simon Young (6), Jose Wrigley (7) and Bryan Prince. W-Cowie. L-Prather. HR-Ed Conrey (D).



JASON BASIL was named the Most Valuable Player of the 2000 ACC Championship after leading the Yellow Jackets to their fourth league title with an 8-4 victory over Clemson in the championship game. Basil became the first player in ACC Tournament history to hit for the cycle with his 4-for-4 performance against Duke. He nearly duplicated the feat three days later against Florida State, falling just a triple shy of the cycle.

Clemson..... 6 7 3
Georgia Tech..... 10 8 2
Ryan Motl, Mike Proto (5) and Derek Borgert. Chuck Crowder, Jeff Bien (9), Cory Vance (9) and Eric McQueen. W-Crowder. L-Motl. HR-Bradley LeCroy (C).

Georgia Tech..... 1 4 0
Wake Forest..... 2 6 1
L.J. Yankosky, Simon Young (8), Jose Wrigley (8) and Eric McQueen. Eric Schmitt and Andrew Riepe. W-Schmitt. L-Yankosky. HR-Jahmal Overton (GT).

1999

Durham, N.C. Durham Bulls Athletic Park

Georgia Tech..... 15 18 1
North Carolina..... 4 4 6
Chuck Crowder, Kevin Cameron (7), Brad Busbin (8), Jesse Thompson (9) and Eric McQueen, Adam Blue (9). Ryan Snare, Corey Richardson (2), Michael Horney (5), B.J. Finnerty (7) and Dan Moylan, Ryan Blake (9). W-Crowder. L-Snare. HR-Stephen Donaghey (GT).

Florida State..... 7 12 1
Georgia Tech..... 3 11 2
Blair Varnes, Chris Chavez (7) and Jeremiah Klosterman. Cory Vance, Andy Mitchell (7) and Eric McQueen. W-Varnes. L-Mitchell.

Georgia Tech..... 6 10 2
N.C. State..... 9 10 3
Ben Sheeter, Steve Kelly (3), Rhett Parrott (5), Andy Mitchell (8) and Eric McQueen. Grant Dorn, Mike Sollie (7) and Dan Mooney. W-Dorn. L-Sheetter. S-Sollie. HR-Bryan Prince (GT).

2000

CHAMPIONS Fort Mill, S.C. Knights Stadium

Duke..... 3 7 1
Georgia Tech..... 9 14 5
Kyle Perry, Brad DuPree (2) and Troy Caradonna. Steve Kelly, Kevin Cameron (8), Andy Mitchell (9) and Bryan Prince. W-Kelly. L-Perry. HR-Wes Goodner (D), Jason Basil (GT), Mark Teixeira (GT).

Wake Forest..... 3 5 0
Georgia Tech..... 6 10 1
Matt Briggs and Dan Conway. Cory Vance and Bryan Prince. W-Vance. L-Briggs. HR-Carlos Brackley (WF), Derik Goffena (GT).

Clemson..... 8 12 3
Georgia Tech..... 9 10 1
Jarrod Schmidt, Steve Reba (6), Nick Glaser (9) and Brian Ellis. Rhett Parrott, Jeff Watchko (7) and Bryan Prince. W-Watchko. L-Glaser. HR-Mike Calitri (C), Derik Goffena (GT).

Georgia Tech..... 10 15 1
Florida State..... 3 8 4
Philip Perry, Andy Mitchell (8) and Bryan Prince. Jon McDonald, Dave Hodges (5), Robby Read (7), John Bentley (9) and Blair McCaleb and Mike Futrell (9). W-Perry. L-McDonald. HR-Brad Stockton (GT), Jason Basil (GT), Bryan Prince (GT).

Finals

Clemson..... 4 9 0
Georgia Tech..... 8 12 2
Ryan Childs, Matt Addison (7), Thomas Boozer (7), Steve Reba (7), Mike Proto (9), Ben Sheeter, Kevin Cameron (7), Andy Mitchell (8) and Bryan Prince. W-Cameron. L-Addison. S-Mitchell. HR-Patrick Boyd (C), Jason Basil (GT).

2001

Fort Mill, S.C. Knights Stadium

Duke..... 2 6 1
Georgia Tech..... 16 19 0
Ryan Caradonna, Troy Begley (7), Greg Burke (7), Evan Anderson (8) and Troy Caradonna, Kevin Cameron, Brian Burks (8), Aaron Walker (9) and Bryan Prince and Kevin Gergel (8). W-Cameron. L-Caradonna. HR-Bryan Prince (GT), Jason Basil (GT).

Florida State..... 5 14 4
Georgia Tech..... 6 16 0

10 Innings

Matt Lynch, Trent Peterson (8), Justin Lord (8), Daniel Hodges (10) and Tony Richie. Rhett Parrott, Brian Burks (8), Jeff Watchko (9) and Bryan Prince. W-Watchko. L-Hodges.

Georgia Tech..... 3 8 1
Wake Forest..... 4 7 0
Steve Kelly and Bryan Prince. Kyle Sleeth, Dave Bush (8) and Jason Aquilante. W-Sleeth. L-Kelly. S-Bush. HR-Richard Lewis (GT), Jamie D'Antona (WF), Stephen Glutzman (WF).

Georgia Tech..... 4 10 4
NC State..... 6 11 1
Philip Perry, Brian Burks (8), Jeff Watchko (8) and Bryan Prince. Josh Blanton, Josh Miller (5) and Colt Morton. W-Miller. L-Burks. HR-Colt Morton (NCS), Joe Gaietta (NCS).

2002

St. Petersburg Fla. Florida Power Park

Georgia Tech..... 0 7 3
Clemson..... 10 11 1
Chris Goodman, Nick Wagner (7), Aaron Walker (7), Jordan Crews (8) and Tyler Parker. Steve Reba, Steven Jackson (9) and Steve Pyzik, Stech Miller (9). W-Reba. L-Goodman. HR-Khalil Greene (C).

Duke..... 1 6 2
Georgia Tech..... 6 8 1
Zach Schreiber, Tim Layden (5) and Troy Caradonna. Kyle Schmidt, Philip Perry (9) and Tyler Parker. W-Schmidt. L-Schreiber. HR-Matt Murton (GT).

North Carolina..... 8 16 1
Georgia Tech..... 10 11 1
Daniel Moore, Carter Harrell (5), Michael Gross (5), Whitley Benson (8) and Chris Iannetta, Ryan Blake (7), Kyle Bakker, Jeff Watchko (5) and Tyler Parker. W-Watchko. L-Harrell. HR-Adam Greenberg (NC), Jeremy Cleveland (NC), Ryan Blake (NC), Jeremy Slayden (GT).

Georgia Tech..... 4 6 2
Florida State..... 7 9 2
Brian Burks, Aaron Walker (5) and Mike Nieceas, Robby Read, Daniel Davidson (6), Daniel Hodges (9) and Tony Richie. W-Read. L-Burks. S-Hodges.



Tech players celebrate capturing the 2003 ACC Championship by sweeping a triple-header on the final day. The Yellow Jackets defeated North Carolina (10-6) and Florida State (10-7) before handing NC State a 6-5, 10-inning loss in the championship game.

2003

CHAMPIONS Salem, Va. Salem Memorial Stadium

Wake Forest..... 8 15 4
Georgia Tech..... 10 11 1
Kyle Sleeth and Steven Malinowski. Micah Owings, Andrew Kown (7), Brian Burks (9) and Mike Nieceas. W-Owings. L-Sleeth. S-Burks. HR-Ryan Johnson (WF), Jeremy Slayden (GT).

Georgia Tech..... 0 6 1
NC State..... 6 12 0
Kyle Bakker, Jeff Watchko (6), Nick Wagner (7), Ryan Self (8) and Mike Nieceas. Nate Cretarolo and Justin Riley. W-Cretarolo. L-Bakker.

Duke..... 4 11 5
Georgia Tech..... 23 25 3
Kevin Thompson, Zach Schreiber (1), Justin Dilucchio (3), Drew Jordan (6), Blake Walker (8) and Troy Caradonna. Aaron Walker and Andy Hawranick. W-Walker. L-Thompson. HR-Steven Blackwood (GT), Jeremy Slayden (GT), Tyler Greene (GT).

North Carolina..... 6 10 0
Georgia Tech..... 10 9 2
Scott Manshock, Bo Dickerson (4), Jonathan Hovis (6), Matt Danford (8) and Chris Iannetta. Chris Goodman, Nick Wagner (9) and Mike Nieceas. W-Goodman. L-Dickerson.

Georgia Tech..... 10 12 2
Florida State..... 7 7 2
Andrew Kown, Brian Burks (4) and Andy Hawranick, Mike Nieceas (9), Glen Simon, Hunter Jones (5), Kevin Lynch (8), Daniel Hodges (9). W-Burks. L-Hodges. HR-Stephen Drew (FS).

Finals

NC State..... 5 10 2
Georgia Tech..... 6 8 2
10 Innings
Phillip Davidson, Colin Brown (5), David Hicks (7), Chad Orvella (7) and Justin Riley, Colt Morton (7). Jason Neighborgall, Jeff Watchko (6) and Mike Nieceas. W-Watchko. L-Orvella.

2004

RUNNER-UP Salem, Va. Salem Memorial Stadium

Maryland..... 3 11 0
Georgia Tech..... 4 9 0
Sean Kane and Bobby Ryan. Brian Burks, Nick Wagner (9) and Mike Nieceas. W-Burks. L-Kane. S-Wagner.

Georgia Tech..... 11 16 1
Clemson..... 7 12 1
13 Innings


Micah Owings, Nick Wagner (9), Ryan Self (10), Jordan Crews (10), Aaron Walker (11), John Goodman (11) and Mike Nieceas, Andy Hawranick (10). Robert Rohrbough, Steven Jackson (6), Jeff Hahn (7), Collin Mahoney (8), Stephen Faris (9), Patrick Hogan (10), W-Goodman. L-Hogan. HR-Mike Trapani (GT), Brad McCann (C).

Florida State..... 4 9 3
Georgia Tech..... 13 15 1
Eddie Cannon, Matt DiBlasi (3), Hunter Davis (8), Frank Radziwon (8), Brian Chambers (8) and Aaron Cheesman. Andrew Kown, Jordan Crews (5) and Andy Hawranick. W-Crews. L-Cannon.

Finals

Georgia Tech..... 7 9 2
Florida State..... 8 15 4
Lee Hyde, Nick Wagner (5), Aaron Walker (8), Jordan Crews (8) and Mike Nieceas. Tyler Chambliss, Kevin Lynch (7) and Aaron Cheesman. W-Lynch. L-Walker. HR-Steven Blackwood (GT), Mike Nieceas (GT), Eddy Martinez-Esteve (FS).

Florida State..... 17 20 3
Georgia Tech..... 5 9 3
Blake Wood, Tim Gustafson (3), Aaron Walker (5), Jared Hyatt (6), Ryan Turner (7), Ryan Self (8), Jason Neighborgall (9) and Mike Nieceas. Mark Sauls, Matt DiBlasi (7) and Aaron Cheesman. W-Sauls. L-Wood. S-DiBlasi. HR-Eddy Martinez-Esteve (FS).



Behind MVP Tyler Greene (above), Tech swept through the 2005 Championship undefeated for the program's seventh ACC title (below).

2005

CHAMPIONS Jacksonville, Fla. Baseball Grounds

Wake Forest..... 8 8 4
Georgia Tech..... 9 12 3
Brian Bach, Tim Morley (9), Kyle Young (9) and J.B. Tucker. Lee Hyde, Jordan Crews (3), Tim Gustafson (6), Matt Wieters (9) and Andy Hawranick. W-Wieters. L-Bach. HR-Jeff Kindel (GT).

Florida State..... 4 9 0
Georgia Tech..... 5 10 1
Mark Sauls, Kevin Lynch (7), Matt DiBlasi (7), Brian Chambers (7), Barrett Browning (8) and Aaron Cheesman. Blake Wood, Matt Wieters (7) and Andy Hawranick. W-Wieters. L-DiBlasi.

Georgia Tech..... 8 8 4
Florida State..... 9 12 3
7 Innings
Ryan Turner, Jared Hyatt (5) and Andy Hawranick. Hunter Jones, Barrett Browning (3), Tyler Chambliss (7) and Aaron Cheesman. W-Hyatt. L-Jones. HR-Tyler Greene (GT), Whit Robbins (GT).

Finals

Georgia Tech..... 4 5 1
Virginia..... 3 8 1
Tim Gustafson, Jordan Crews (5), Matt Wieters (9) and Andy Hawranick. Robert Poutier, Scott Morgenthaler (4), Sean Doolittle (6), Pat McAnaney (7), Casey Lambert (8) and Scott Headd. W-Crews. L-Doolittle. HR-Tom Hagan (V).

2006

Jacksonville, Fla. Baseball Grounds

Miami..... 1 5 0
Georgia Tech..... 2 6 0
Scott Maine, Chris Perez (8) and Eddy Rodriguez. Blake Wood, Tim Ladd (9), Brad Rulon (9) and Matt Wieters. W-Wood. L-Maine. S-Rulon. HR-Eddy Rodriguez (UM), Mike Trapani (GT).

Georgia Tech..... 2 6 0
Clemson..... 3 9 0
Lee Hyde, Matt Wieters (9) and Matt Wieters, Andy Hawranick (9), Stephen Faris, Daniel Moskos (7) and Adrian Casanova. W-Moskos. L-Wieters.

Georgia Tech..... 7 11 3
Miami..... 4 12 1
Ryan Turner, Jared Hyatt (5), Tim Ladd (6), Brad Rulon (8), Matt Wieters (9) and Andy Hawranick. Marcelo Albir, Danny Gil (4), Jon McLean (7), Andrew Lane (8), Ricky Orta (9) and Eddy Rodriguez. W-Hyatt. L-Albir. S-Wieters.

Clemson..... 7 15 0
Georgia Tech..... 8 14 2
10 Innings
Josh Cribb, Ryan Hinson (4), Stephen Clyne (5), Daniel Moskos (8) and Adrian Casanova. David Duncan, Jared Hyatt (5), Tim Ladd (8), Brad Rulon (8), Matt Wieters (8), Michael Huts (9), John Goodman (9) and Andy Hawranick. W-Goodman. L-Moskos. HR-Matt Wieters (GT).

Clemson..... 16 14 1
Georgia Tech..... 11 14 2
Jason Berken, David Kopp (7) and Adrian Casanova. Chris Hicks, Michael Huts (9), Brad Rulon (9) and Andy Hawranick. W-Kopp. L-Huts. HR-Herman Demmink (C), Taylor Harbin (C), Steven Blackwood (GT), Matt Wieters (GT), Luke Murton 3 (GT).



ACC Tournament Linescores

2007

Jacksonville, Fla. Baseball Grounds

Georgia Tech. 8 11 1
North Carolina. 4 7 1
David Duncan, Danny Payne (9) and Matt Wieters. Adam Warren, Matt Danford (5), Rob Woolen (7), Tim Federowicz (7), Rob Catapano (7), Tyler Trice (7), B.J. Dail (9) and Benji Johnson. W-Duncan. L-Woolen.

Virginia. 4 12 0
Georgia Tech. 1 5 1
Sean Doolittle, Jake Rule (6), Alex Smith (7), Michael Schwimer (8) and Beau Seabury. Eddie Burns, Jared Hyatt (7), Brad Rulon (9) and Matt Wieters. W-Rule. L-Hyatt. S-Schwimer.

NC State. 8 14 2
Georgia Tech. 7 11 1
Jimmy Gillheaney, Andrew Taylor (6), Kyle Rutter (6), Eryk McConnell (6) and Caleb Mangum. Ryan Turner, Chris Hicks (3), Jared Hyatt (6), Danny Payne (6), Brad Rulon (6), Matt Wieters (9) and Matt Wieters, Nick Scherer (9). W-McConnell. L-Wieters. HR-Jason Haniger (GT), Tony Plagman (GT).

2008

Jacksonville, Fla. Baseball Grounds

Georgia Tech. 10 14 3
NC State. 9 14 5
Deck McGuire, Kevin Jacob (5), Brandon Cumpton (7), Andrew Robinson (8), Brad Rulon (9) and Jason Haniger. Eric Surkamp, Sam Brown (7), Drew Taylor (8), Joey Cutler (8), Eryk McConnell (9) and Chris Schaeffer and Nick Stanley. W-Robinson. L-McConnell. S-Rulon. HR-Murton (GT).

Miami. 15 15 2
Georgia Tech. 12 17 0
Eric Erickson, David Gutierrez (4), Kyle Bellamy (6), Carlos Gutierrez (8) and Yasmani Grandal. David Duncan, Andrew Robinson (6), Chris Hicks (8), Brad Rulon (9), Taylor Wood (9) and Jason Haniger. W-C. Gutierrez. L-Rulon. HR-Blake Tekotte (UM), Yonder Alonso 2 (UM), Dave DiNatale 2 (UM), Grandal (UM), Jeff Rowland (GT), Luke Murton (GT).

Clemson. 10 13 2
Georgia Tech. 4 11 2
Trey Delk, Ryan Hinson (4), Casey Harman (7), Matt Vaughn (9) and Doug Hogan. Eddie Burns, Zach Von Tersch (7), Taylor Wood (8), Andrew Robinson (8), Chris Hicks (9), Brad Rulon (9) and Jason Haniger. W-Hinson. L-Von Tersch. HR-Jeff Schaus (C), Ben Paulsen (C), Wilson Boyd (C), Thomas Nichols (GT).

2009

Durham, N.C. Durham Bulls Athletic Park

Miami. 8 9 1
Georgia Tech. 6 12 1
Travis Miller, Sam Robinson (3), David Gutierrez (4), Daniel Miranda (7), Kyle Bellamy (8) and Yasmani Grandal. Deck McGuire, Andrew Robinson (6), Jake Davies (6), Patrick Long (7), Zach Brewster (7), Mark Pope (9) and Jason Haniger. W-Gutierrez. L-McGuire. S-Bellamy.

Georgia Tech. 3 7 1
Boston College. 7 9 0
Jed Bradley, Zach Von Tersch (5), Jake Davies (6), Andrew Robinson (6), Zach Brewster (8), Kevin Jacob (8) and Jason Haniger. JB MacDonald, Kevin Moran (6), Mike Belfiore (9) and Tony Sanchez. W-MacDonald. L-Bradley.

Georgia Tech. 9 10 0
Florida State. 2 10 1
Brandon Cumpton, Jake Davies (6), Andrew Robinson (6), Zach Brewster (7), Mark Pope (8), Kevin Jacob (8) and Jason Haniger. Hunter Scantling, Mark Peterson (5), Tyler Everett (6), Austin Wood (9) and Parker Brunelle. W-Cumpton. L-Scantling.

2010

Greensboro, N.C. NewBridge Bank Park

Virginia Tech. 6 6 1
Georgia Tech. 2 4 0
Justin Wright and Steve Domecous. Deck McGuire, Patrick Long (7), Taylor Wood (8), Luke Bard (9) and Cole Leonida. W-Wright. L-McGuire. HR-Wates (VT); Seaborn (VT). Dantzler (GT); Rowland (GT).

Georgia Tech. 17 11 1
NC State. 5 6 5
Brandon Cumpton; Buck Farmer (7) and Cole Leonida. Jake Buchanan; John Lambert (2); Ethan Ogburn (3); Nick Rice (6); Vance Williams (6); Nate King (7); Russell Wilson (7) and Pratt Maynard. W-Cumpton. L-Buchanan. HR-Riggins (NCS); Maynard (NCS).

Georgia Tech. 3 10 1
Clemson. 9 13 0
Jed Bradley; Patrick Long (5); Jake Davies (7); Andrew Robinson (8) and Cole Leonida. Will Lamb; Dominic Leone (7); Kevin Brady (8) and Spencer Kieboom. W-Lamb. L-Bradley. HR-Skole (GT). Parker (CU); Shaffer (CU).



Head coach **DANNY HALL** and the Yellow Jackets celebrate the team's eighth, and most improbable ACC Championship in 2012. After clinching the final tournament spot on the final day of the regular season, Tech became the first-ever No. 8-seed to win the championship.

2011

Durham, N.C. Durham Bulls Athletic Park

Clemson. 9 13 0
Georgia Tech. 0 6 2
Dominic Leone; David Haselden (6) and Spencer Kieboom; Phil Pohl. Mark Pope; Devin Stanton (7); DeAndre Smelter (8); Taylor Wood (9) and Zane Evans. W-Leone. L-Pope. HR-Epps (CU).

Georgia Tech. 6 15 2
NC State. 5 9 0
Jed Bradley; Dusty Isaacs (6); Devin Stanton (6); Clay Dalton (7); Luke Bard (7); Kevin Jacob (12); Conner Kendrick (14); Matt Grimes (14) and Zane Evans. Chama, R; Sasser, G (6); Easley, J (8); Overman, C (11); Ogburn, E (13) and Schaeffer, C; Canela, D; Maynard, P. W-Grimes. L-Ogburn. HR-Matt Skole (GT).

Georgia Tech. 2 7 2
Florida State. 4 7 2
Buck Farmer; Dusty Isaacs (7); Devin Stanton (7); Clay Dalton (7); DeAndre Smelter (7); Conner Kendrick (8) and Zane Evans. McGee, M.; Busch, B (6); Bennett, D (8) and Lopez, R. W-McGee. L-Farmer.

2012

CHAMPIONS

Greensboro, N.C. NewBridge Bank Park

Georgia Tech. 5 7 1
Florida State. 4 7 0
Buck Farmer; Alex Cruz (7) and Zane Evans. Scott Sitz; Brian Busch (5); Gage Smith (6); Kyle Bird (8); Hunter Scantling (9) and Stephen McGee. W-Farmer. L-Sitz. S-Cruz. HR-Davies 2 (GT). Ramsey (12).

Virginia. 5 9 0
Georgia Tech. 17 14 2
Scott Silverstein; Nick Howard (3); Austin Young (4) and Nate Irving. Cole Pitts; Dusty Isaacs (6) and Connor Lynch. W-Pitts. L-Silverstein. HR-Davies (GT), Evans (GT), Hyde (GT).

Georgia Tech. 5 10 1
Clemson. 1 5 2
Jake Davies; Alex Cruz (7) and Zane Evans. Kevin Pohle; Scott Firth (3); Joseph Moorefield (9) and Spencer Kieboom. W-Davies. L-Pohle. S-Cruz. HR-Davies (GT). Wilkerson (CU).

Finals

Georgia Tech. 8 15 3
Miami. 5 5 3
Josh Hedding; Jarrett Didrick (3); Zane Evans (7) and Connor Lynch. Javi Salas; Vince Kossak (2); Christian Diaz (3); Adam Sargent (6); Al Salcines (7); Eric Nedeljkovic (8) and Garrett Kennedy. W-Didrick. L-Salcines. S-Evans. HR-Hyde (GT). Broad (UM).

NCAA Tournament History

Georgia Tech's All-Time
NCAA Tournament Record:
65-57 (.533)

Tech vs. Regional Opponents

Opponent	Record	Last Time
Alabama	2-3	2010
Arizona State	0-1	1998
Arkansas	1-1	1998
Austin Peay	2-1	2011
California	0-2	1995
Central Florida	0-1	1989
Central Michigan	1-0	1985
Clemson	0-1	1959
Coastal Carolina	2-1	2002
College of Charleston	4-0	2012
Connecticut	1-0	1994
East Carolina	0-1	2003
Eastern Kentucky	1-0	1985
Elon	1-0	2009
Florida	0-2	2012
Florida Atlantic	2-0	2002
Florida State	1-2	1985
Furman	1-0	2005
George Mason	1-0	1992
George Washington	1-0	1959
Georgia	2-6	2008
Georgia Southern	1-0	2000
Georgia State	1-0	2009
Houston	0-1	1990
Jacksonville State	1-0	2004
Liberty	1-0	1993
Lipscomb	1-0	2008
Louisiana State	0-2	1996
Louisville	1-0	2008
Maryland	1-0	1971
Mercer	1-0	2010
Miami	2-4	1989
Mississippi State	1-3	2011
New Orleans	1-1	1996
Ohio State	0-1	1993
Oklahoma State	1-1	1998
Navy	1-0	1986
Rider	0-1	1987
St. John's	1-1	1991
Southern Miss	2-2	2011
South Carolina	4-2	2005
S.E. Missouri State	1-0	1998
S.W. Louisiana	1-0	1997
Southern California	0-2	2000
Stetson	3-1	2006
Tennessee	0-3	2005
Tennessee Tech	1-0	1997
Texas A&M	1-1	1992
Texas Tech	2-0	2004
Tulane	1-0	1996
Vanderbilt	2-0	2006
Villanova	0-1	1989
Va. Commonwealth	1-0	1988
Washington	2-2	1997
Western Carolina	1-0	1986
Wichita State	1-1	1994
OVERALL REGIONAL RECORD	61-52	

Georgia Tech vs.
College World Series Opponent

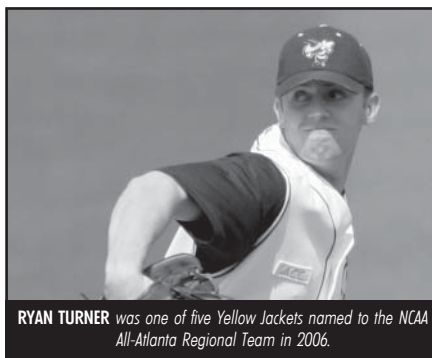
Opponent	Record	Last
Cal State Fullerton	2-1	2006
Clemson	0-2	2006
Florida State	1-0	1994
Oklahoma	0-1	1994
South Carolina	1-1	2002
OVERALL CWS RECORD	4-5	



MARTY DURKIN earned NCAA All-Tournament honors in 1988 along with Billy Parham.



Georgia Tech placed six players on the 2005 NCAA All-Atlanta Regional Team, including tournament MVP TIM GUSTAFSON.



RYAN TURNER was one of five Yellow Jackets named to the NCAA All-Atlanta Regional Team in 2006.



JASON VARITEK, whose three-run homer in the fifth inning (left) and run-scoring single in the 10th helped the Jackets defeat Florida State in the 1994 College World Series, joined teammates NOMAR GARCIPARRA (right) and Brad Rigby on the All-CWS team.

NCAA Record by Site

Alex Box Stadium, Baton Rouge, La.	3-4
Dick Howser Stadium, Tallahassee, Fla.	5-4
Dudy Noble Field, Starkville, Miss.	2-2
Eck Stadium-Tyler Field, Wichita, Kan.	7-3
Foley Field, Athens, Ga.	2-4
Lindsey Nelson Stadium, Knoxville, Tenn.	0-2
Mark Light Stadium, Miami, Fla.	5-4
McKethan Stadium, Gainesville, Fla.	5-6
Rosenblatt Stadium, Omaha, Neb.	4-5
Russ Chandler Stadium, Atlanta, Ga.	28-19
Sims Legion Park, Gastonia, N.C.	4-4

All-Regional Tournament Selections

1985	Rob Beistline	P
	Scott Jordan	OF
1986	Keith Fleming	P
	Mike Fowler	OF
	Keith Kerver	SS
	Riccardo Ingram	OF
1988	Marty Durkin	3B
	Billy Parham	1B
1989	Darren Bragg	OF
1991	Carlton Fleming	2B
	Reggie Johnson	DH
1992	Brett Binkley	P
	Nomar Garciaparra	SS
	Michael Smith	OF
1993	Chris Myers	P
	Jay Payton	OF
1994	Nomar Garciaparra	SS . . . MVP
	Jason Varitek	C
	Scott Byers	1B
	Jay Payton	OF
	Brad Rigby	P
1996	Mark Fischer	OF
	J.J. Thomas	DH
1997	J.J. Thomas	1B
	Kris Wilson	P
1998	Matthew Boggs	2B
	Jay Hood	SS
2000	Bryan Prince	C . . . MVP
	Richard Lewis	2B
	Victor Menocal	SS
	Brad Stockton	OF
	Mark Teixeira	3B
	Cory Vance	P
2002	Victor Menocal	SS . . . MVP
	Kyle Bakker	P
	Chris Goodman	P
	Jeremy Slayden	OF
2003	Clifton Remole	DH
2004	Eric Patterson	2B . . . MVP
	Whit Robbins	1B
	Tyler Greene	SS
	Clifton Remole	OF
	Micah Owings	P
	Andrew Kown	P
2005	Tim Gustafson	P . . . MVP
	Tyler Greene	SS
	Andy Hawranick	C
	Jeff Kindel	OF
	Danny Payne	OF
	Blake Wood	P
2006	Matt Wieters	C . . . MVP
	Mike Trapani	2B
	Michael Fisher	SS
	Jeff Kindel	OF
	Ryan Turner	P
2008	Jason Haniger	C
	Charlie Blackmon	OF
2009	Matt Skole	3B
	Luke Murton	OF
	Jay Dantzler	DH
2010	Deck McGuire	P
	Jacob Esch	2B
	Jay Dantzler	OF
2011	Zane Evans	C
	Daniel Palka	DH
	Matt Skole	3B
2012	Sam Dove	3B
	Brandon Thomas	OF
	Zane Evans	C

All-College World Series Team

1994	Jason Varitek	C
	Nomar Garciaparra	SS
	Brad Rigby	P
2002	Victor Menocal	SS



NCAA Tournament Linescores

1959
**District III Playoff
Gastonia, N.C.
Sims Legion Park**
Record: 1-2
Selection: At-large

Georgia Tech..... 6 4 4
Clemson..... 9 6 1
Bud Blemker and George Inman; Bailey Hendley, Harold Stowe (8) and Bob Dempsey. W-Hendley. L-Blemker. HR-Doug Hoffman (C).

Georgia Washington... 2 8 3
Georgia Tech..... 7 9 2
Ed Chambless and Roland Toups; Campana, Padgett (5) and Gatti. W-Chambless. L-Campana.

Florida State..... 16 13 2
Georgia Tech..... 9 10 7
Ron Fraser, Carl Nelson (9) and Bill Westendick; Harry Davis, Curt Beavers (3), Jimmy Nail (6), George Costner (8), Jimmy Hyder (9) and Roland Toups, George Inman (9). W-Fraser. L-Davis. HR-Charlie Rodgers (FSU), Roger Kaiser (GT).

1971
**RUNNER-UP
District III Playoff
Gastonia, N.C.
Sims Legion Park**
Record: 3-2
Selection: At-large

Miami..... 4 7 1
Georgia Tech..... 3 7 5
Tom Borzecky and Al Volpe; Mike Sorrow, Bob Jobson (6) and H.F. Reagin. W-Borzecky. L-Sorrow. HR-Bob Blane (GT), Jim Hargrove (GT).

Georgia Tech..... 9 12 0
Maryland..... 4 10 2
Mike Schisler and H.F. Reagin; Bob Grossman, Mike Chadick (1), John Petronadi (9) and Skip Smith. W-Schisler. L-Grossman. HR-Mike Chadick (M), Randy Kurtz (M).

Georgia Tech..... 5 8 0
Miami..... 3 5 1
Bill Pridgen and Mike Moore; Mike Larkin, Terry Brown (6), Bob Bartlett (6), Ralph Maza (7), Dave Patrylo (9) and Al Volpe. W-Pridgen. L-Brown. HR-Volpe.

Mississippi State.... 8 11 2
Georgia Tech..... 20 20 3
Myrick, Pritchard (1), Henderson (1), Hudson (2), Eichmeier (3) and Irvin; Bob Jobson, Greg Baldwin (9) and Mike Moore. W-Jobson. L-Myrick.

Finals

Georgia Tech..... 2 9 3
Mississippi State.... 5 11 1
Mike Sorrow and Mike Moore; Jerry Thompson and David Voss. W-Thompson. L-Sorrow. HR-Dave Phares (MSU), two on, two out, 9th inning.

1985
**RUNNER-UP
South II Regional
Seminole Stadium
Tallahassee, Fla.**
Record: 3-2
Selection: Automatic
Seed: No. 3

Georgia Tech..... 7 10 2
Central Michigan.... 6 15 2
Kevin Brown, Keith Fleming (7) and Jeff Mons; Eric Wilson, Bob Cavanaugh and Rob Herzog. W-Fleming. L-Cavanaugh. HR-Jeff Distasio (GT), Dan Cronkright (CM).

Florida State..... 9 9 0
Georgia Tech..... 1 4 5
Mike Loynd and Barry Blackwell; Roger Kinard, Keith Fleming (6), John Stewart (6), Todd Shiver (8) and Jeff Mons, Pete Stephens (9). W-Loynd. L-Kinard.

Eastern Kentucky... 13 18 5
Georgia Tech..... 14 13 2
Ed Norkus, Joel Stockford (5), Sherman Bennett (9) and John Miles; John Horn, Roger Roddy (5), Keith Fleming (7) and Jeff Mons, Pete Stephens (9). W-Fleming. L-Bennett. HR-Robert Moore (EK), Bob Moranda (EK), Jeff Distasio (GT) 2.

Georgia Tech..... 8 11 2
Florida State..... 3 9 4
Rob Beistline and Jeff Mons; Ray Revak, Paul Thomas (2), Richie Lewis (6), Doug Little (9) and Barry Blackwell. W-Beistline. L-Revak.

Finals

Georgia Tech..... 5 12 1
Arkansas..... 7 11 2
Kevin Brown and Jeff Mons; Fred Farwell, Tim Deitz (9) and Doyle Wilson. W-Farwell. L-Brown. HR-Jeff Distasio (GT), Jeff King (A), Steve Clements (A).

1986
**RUNNER-UP
Atlantic Regional
Mark Light Stadium
Miami, Fla.**
Record: 3-2
Selection: Automatic
Seed: No. 2

Georgia Tech..... 9 16 1
Navy..... 8 13 4
14 innings

Kevin Brown, John Stewart (4), Roger Roddy (5), Jim Poole (6), Keith Fleming (8) and Jeff Mons; Drew Tanner, Todd Bilzba (5), Dave Landwehr (9), Tony Faust (10), Steve Wieman (11) and Ted Wallace, Charlie Howsare (9), Zach Scruton (13). W-Fleming. L-Wieman. HR-K.G. White (GT), Riccardo Ingram (GT).

Western Carolina... 7 13 3
Georgia Tech..... 8 10 4
11 innings
Brian Tebo, Gary Shamp (4) and Darryl Rogers, Tony Myers (11); Roger Kinard, Roger Roddy (4), John Stewart (6), Keith Fleming (6) and Jeff Mons. W-Fleming. L-Shamp. HR-K.G. White (GT), Frank Bolick (GT).

Georgia Tech..... 6 9 3
Miami..... 7 9 3
10 innings

Todd Shiver, Keith Fleming (10) and Jeff Mons; Will Vespe, Kevin Ryan (7), Rick Raether (7), Mike Gibbons (10) and Chris Magno. W-Gibbons. L-Shiver.

Alabama..... 6 8 2
Georgia Tech..... 12 15 3
Meridith Sanford, Jake Stout (5), Greg Hibbard (7), Chris Taylor (8) and Doug Duke; Kevin Brown, John Stewart (5) and Jeff Mons. W-Brown. L-Stout. HR-Duke (A), Billy Parham (GT).

Finals

Miami..... 15 20 1
Georgia Tech..... 9 13 1
Chris Lee, Don Davies (5), Mike Gibbons (6), Rick Raether and Frank Dominguez; Roger Kinard, Roger Roddy (4), Keith Fleming (6), Jim Poole (7), Scott Erwin (9) and Jeff Mons. W-Gibbons. L-Fleming. SV-Raether. HR-Mike Fowler (GT) 2.

1987
**Northeast Regional
Russ Chandler Stadium
Atlanta, Ga.**
Record: 0-2
Selection: Automatic
Seed: No. 1

Rider..... 8 13 0
Georgia Tech..... 5 10 4
Ron Kroschwitz, Ken Kremer (8) and Ed Horowitz; Todd Shiver, John Davis (5), Jim Poole (9) and David Iwester, Blake Burke (9). W-Kroschwitz. L-Shiver. SV-Kremer. HR-Ken Kremer (R) 2, Blake Burke (GT).

Georgia..... 5 11 0
Georgia Tech..... 1 1 3
Scott Broadfoot and Roger Miller; Roger Kinard, Jim Poole (9) and David Iwester. W-Broadfoot. L-Kinard. HR-Rich Bielski (GA), Steve Carter (GA), Blake Burke (GT).

1988
**THIRD PLACE
Atlantic Regional
Mark Light Stadium
Miami, Fla.**
Record: 2-2
Selection: Automatic
Seed: No. 2

5 VCU..... 6 9 3
2 Georgia Tech..... 9 11 6
Jerry Dipoto, Tony Helmick (1), Jeff Zona (1), Mark Dunford (6), Danny Flanagan (8) and Adam Knicely; Scott Erwin, Joe Wise (5) and David Iwester. W-Wise. L-Zona.

2 Georgia Tech..... 7 9 2
3 South Carolina... 6 12 1
John Davis, Jon George (6), Jim Poole (7) and David Iwester; Joe Cardwell, Bobby Underwood (6), Tony Spires (8), and Mark Nelson. W-Davis. L-Cardwell. SV-Poole. HR-K.G. White (GT) 2.

1 Miami..... 4 9 1
2 Georgia Tech..... 2 4 3
Steffen Majer, Dan Bruckner (8), Joe Grahe (8) and Frank Dominguez; Doug Creek, Jim Poole (9) and David Iwester. W-Majer. L-Creek. SV-Grahe.

2 Georgia Tech..... 0 2 1
3 South Carolina... 5 10 0
Sam Drake, Joe Wise (6), Jim Poole (7) and David Iwester; Brian Williams and Mark Nelson. W-Williams. L-Drake. HR-Bobby Underwood (SC).

1989
**East Regional
McKethan Stadium
Gainesville, Fla.**
Record: 1-2
Selection: At-large
Seed: No. 3

Central Florida..... 6 6 0
3 Georgia Tech..... 4 9 2
Brian Ahern and Bobby Kiser; Scott Erwin, Jimmy Redovian (8) and Jon Anderson. W-Ahern. L-Redovian. HR-Darren Bragg (GT).

3 Georgia Tech..... 9 12 1
Miami..... 7 7 2
Doug Creek, Jimmy Redovian (9) and Jon Anderson; Greg Knowles, Oscar Munoz (5), Scott Sharts (7) and Chris Hirsch. W-Creek. L-Knowles. SV-Redovian. HR-Henry Hernandez (M), Will Vespe (M), Jon Anderson (GT), Darren Bragg (GT).

Villanova..... 18 20 4
3 Georgia Tech..... 16 15 3
10 innings
Mike Schick, Scott Marks (2), Brian Kenny (4), Bob McCreary (5), Mike Wismer (7), Rafael Novoa (9) and Dan Farren, Dan Swallow (4), Brian Blake (5), Mike Swanson (8). Marc Pisciotta, Jon George (6), Mike Hosteller (6), Jimmy Redovian (6), John Davis (9) and Jon Anderson. W-Wisner. L-Davis. HR-Gary Scott (V).

1990
**South I Regional
Alex Box Stadium
Baton Rouge, La.**
Record: 0-2
Selection: At-large
Seed: No. 4

4 Georgia Tech..... 2 11 1
3 Houston..... 4 8 1
Mike Hosteller, Brent Colson (6) and Paul Mears, Dave Wiggins (8); Keith Darter, Al Benavides (6); W-Darter. L-Hosteller. SV-Benavides. HR-Mike Reynolds (GT), Phil Lewis (H), Fred Hinojosa (H).

1 Louisiana State... 11 13 2
4 Georgia Tech..... 5 13 1
Paul Byrd, Mike Siroka (8) and Gary Hymel; Doug Creek, Joe Wise (5), Billy Harris (5), Marc Pisciotta (6) and Paul Mears, Anthony Maisano (9). W-Byrd. L-Creek. HR-Darren Bragg (GT).



ED CHAMBLESS earned the victory in Georgia Tech's first NCAA Tournament win.

1991
**THIRD PLACE
Atlantic Regional
Dick Howser Stadium
Tallahassee, Fla.**
Record: 2-2
Selection: At-large
Seed: No. 3

4 St. John's..... 5 11 3
3 Georgia Tech..... 4 12 1
Tom Danilevich, Ken Grzelaczky (6), Eric Reichenbach (8) and Anthony Criscuolo; Doug Creek, Brent Colson (8) and Jason Varitek, Paul Mears (9). W-Grzelaczky. L-Colson. SV-Reichenbach. HR-Keith Rader (SJ), Denis Durland (SJ).

3 Georgia Tech..... 11 16 1
6 Coastal Carolina... 7 14 1
Marc Pisciotta, Billy Harris (8) and Jason Varitek; Mike Davis, Chris Hanrahan (4), Dave Iorland (7) and Pete Schramka. W-Pisciotta. L-Davis. SV-Harris. HR-Reggie Johnson (GT), Pete Leszczynski (CC).

4 St. John's..... 4 4 1
3 Georgia Tech..... 5 12 1
Ken Lichtenberg, Mike Kress (4), Eric Reichenbach (7) and Anthony Criscuolo; Brent Colson, Chris Myers (7) and Jason Varitek. W-Colson. L-Lichtenberg. SV-Myers. HR-Denis Durland (SJ).

2 Alabama..... 8 12 3
3 Georgia Tech..... 4 7 1
Joe Vitiello, Ben Short (7) and Matt Allen, Chris Barnes (9); Brett Binkley, Billy Harris (6), Kevin Hillton (8), Chris Myers (9) and Jason Varitek. W-Short. L-Harris. HR-Hunter Platt (A).

1992
**THIRD PLACE
East Regional
McKethan Stadium
Gainesville, Fla.**
Record: 2-2
Selection: At-large
Seed: No. 2

5 George Mason... 4 10 1
2 Georgia Tech..... 5 8 0
Edson Hoffman, Todd Harris (8) and Chris Widger. Brent Colson, Chris Myers (5), Brett Binkley (8) and Jason Varitek. W-Binkley. L-Hoffman. HR-Chris Burr (GM).

2 Georgia Tech..... 3 12 2
3 Texas A&M..... 2 8 0
10 innings
Brad Rigby, Brett Binkley (8) and Jason Varitek. Brian Harrison, James Nix (10) and Rob Trimble, John Keller (9). W-Binkley. L-Nix.

3 Texas A&M..... 7 12 1
2 Georgia Tech..... 5 11 3
Brian Parker, James Nix (5) and John Keller, Rob Trimble (8). David Albert, Al Gogolin (4) and Jason Varitek. W-Nix. L-Albert. HR-Mike Hickey (T).

2 Georgia Tech..... 2 9 1
4 California..... 3 7 1
Brent Colson, Brett Binkley (7) and Jason Varitek. Mike Cather, Jon Zuber (9) and Reed Alijan, Dan Trump (8). W-Cather. L-Binkley. SV-Zuber. HR-Varitek.

1993
**THIRD PLACE
Atlantic Regional
Russ Chandler Stadium
Atlanta, Ga.**
Record: 2-2
Selection: At-large
Seed: No. 1

6 Liberty..... 1 2 3
1 Georgia Tech..... 4 7 1
Rich Humphrey and Beau Martin. Brad Rigby, Chris Myers (9) and Jason Varitek. W-Rigby. L-Humphrey. SV-Myers.

1 Georgia Tech..... 4 8 1
4 Ohio State..... 7 13 0
David Albert, Brett Binkley (5) and Jason Varitek. Chris Granata and Tony Khoury. W-Granata. L-Albert. HR-David Newhan (GT), Chris Williams (OSU), Gary Jones (OSU), Jay Payton (GT).

2 South Carolina... 0 4 2
1 Georgia Tech..... 12 9 2
Matt Threehouse, J.J. Pearsall (6), Ted Rose (6), Craig Ross (8) and Mike Tarter. Al Gogolin and Jason Varitek. W-Gogolin. L-Threehouse. HR-David Newhan (GT).

1 Georgia Tech..... 4 6 2
3 Wichita State.... 5 11 4
10 innings
Chris Myers, Brett Binkley (9) and Jason Varitek. Brandon Baird, Darren Dreifort (7) and Adam McCollough. W-Dreifort. L-Binkley. HR-Dreifort (WS).



1994

****REGIONAL CHAMPION****
Midwest II Regional
Eck Stadium-Tyler Field
Wichita, Kan.

Record: 4-1
Selection: At-large
Seed: No. 1

6 Connecticut..... 0 5 1
1 Georgia Tech..... 7 11 1
Aaron Quinn and Kyle Cooney.
Al Gogolin, Carlos Cason (9) and
Jason Varitek. W-Gogolin. L-
Quinn. HR-Jay Payton (GT).

3 Wichita State..... 1 4 2
1 Georgia Tech..... 13 14 0
Mike Drumright, Jason Jordan
(7), Travis Wyckoff (8), Jamie
Bluma (8), Braden Looper (8)
and Adam McCollough. Brad
Rigby and Jason Varitek. W-
Rigby. L-Drumright. HR-Jason
Varitek (GT).

1 Georgia Tech..... 6 7 1
5 Washington..... 2 6 0
Chris Myers and Jason Varitek.
Jamie Day and Christian Shewey.
W-Myers. L-Day. HR-Jon Van-
derGriend (W), Nomar Garciap-
arra (GT).

Finals

1 Georgia Tech..... 9 14 3
5 Washington..... 12 17 2
14 innings

Shane McGill, Geoff Duncan (4),
Tucker Barr (5), Matt Saier (10)
and Jason Varitek. Tim Camp-
bell, Brett Merrick (8), Brandon
Irvine (9), Justin Bice (10) and
Christian Shewey, Shawn Mahle
(14). W-Bice. L-Saier. HR-Brian
Loucks (W), Jay Payton (GT).

5 Washington..... 7 19 6
1 Georgia Tech..... 18 18 1
Derek Carpenter, Matt Gies (1),
Matt Smith (8), Eric Schmidt (7)
and Shawn Mahle. Al Gogolin,
Carlos Cason (9) and Jason Va-
ritek. W-Gogolin. L-Carpenter.
HR-Jon VanderGriend (W), No-
mar Garciaparra (GT).



1994

NATIONAL RUNNER-UP
College World Series
Rosenblatt Stadium
Omaha, Neb.

Record: 3-1
Seed: No. 2


7 Cal State Fullerton..... 0 3 0
2 Georgia Tech..... 2 5 2
Mike Parisi, Chad Rolish (8), Dan
Ricabal (8) and Bret Hemphill.
Brad Rigby and Jason Varitek.
W-Rigby. L-Parisi. HR-Michael
Sorrow (GT).

2 Georgia Tech..... 12 12 3
6 Florida State..... 4 8 4
10 innings

Al Gogolin, Chris Myers (8), Tuck-
er Barr (10) and Jason Varitek.
Jonathan Johnson, Phil Olson (9),
David Yocum (10), Chuck Howell
(10) and Mike Martin. W-Myers.
L-Olson. HR-Jason Varitek (GT),
Matt Saier (GT).



BRAD RIGBY talks with CBS analyst Larry Conley after his three-hit shutout of Cal State Fullerton in the first game of the 1994 College World Series.



JASON VARITEK (above) had three hits, including a home run, and four RBI in Georgia Tech's 12-4 win over Florida State in the Jackets' second game of the 1994 CWS. NOMAR GARCIPARRA (below) homered in the 12th inning of Tech's 3-2 win over Cal State Fullerton to send the Jackets to the championship game.



Georgia Tech..... 3 11 2
Cal State Fullerton..... 2 11 1
12 innings

Brad Rigby, Chris Myers (9) and
Jason Varitek. Mike Parisi, Ted
Silva (8), Chad Rolish (12), Matt
Wagner (12) and Bret Hemphill.
W-Myers. L-Silva. HR-Jay
Payton (GT), Jeremy Giambi (CSF),
Nomar Garciaparra (GT).

Championship

Georgia Tech..... 5 10 4
Oklahoma..... 13 16 0
Al Gogolin, Chris Myers (4),
Shane McGill (7), Carlos Cason
(8) and Jason Varitek. Kevin
Lovingier, Shawn Snyder (3),
Tim Walton (4), Bucky Buckles
(6) and Javier Flores. W-Wal-
ton. L-Gogolin. SV-Buckles.
HR-Jason Varitek (GT), Nomar
Garciaparra (GT), Damon Minor
(O), Chip Glass (O).

1995

FIFTH PLACE
Midwest Regional
Nelson Stadium
Knoxville, Tenn.

Record: 0-2
Selection: At-large
Seed: No. 4

4 Georgia Tech..... 3 7 1
3 California..... 4 5 2
Kris Wilson, Rich Thieme (8) and
Tucker Barr. Keith Evans, Alex
Franklin (7), Mike Miller (8), Drew
Fischer (9) and Cody McCormick.
W-Miller. L-Wilson. S-Fischer.
HR-Gavin Brown (C).

1 Tennessee..... 6 11 2
4 Georgia Tech..... 4 8 2
Ryan Meyers, Todd Helton (9)
and Ray Espinosa. David Elder,
Matt Saier (3) and Tucker Barr.
W-Meyers. L-Elder. S-Helton.
HR-Mark Fischer (GT), Matt Whit-
ley (T).

1996

RUNNER-UP
South II Regional
Alex Box Stadium
Baton Rouge, La.

Record: 3-2
Selection: At-large
Seed: No. 2

5 New Orleans..... 13 13 1
2 Georgia Tech..... 3 8 4
David Elder, Kris Wilson (3),
Geoff Duncan (7) and Tucker
Barr. Donald Rushing and Jason
Washam. W-Rushing. L-Elder.
HR-Jason Washam (NO), Scott
Carson (NO), J.J. Thomas (GT).

2 Georgia Tech..... 14 19 0
6 Austin Peay..... 3 6 1
Jase Wrigley, Carlos Cason (9)
and Eric McQueen, Tucker Barr
(9). Mike Eikenberry, Glen
Longhurst (8), Seth Massey (9)
and Ryan Bennett. W-Wrigley.
L-Eikenberry. HR-Adam Leggett
(GT), J.J. Thomas (GT), Nate Man-
ning (AP).

4 Tulane..... 4 11 2
2 Georgia Tech..... 7 14 0
Scott Williamson, Scott Bell (6)
and Chad Sutter. Chuck Crowder,
Geoff Duncan (9), Shane McGill
(9) and Tucker Barr. W-Crowder.
L-Williamson. HR-Mark Fischer
(GT), J.J. Thomas (GT).

2 Georgia Tech..... 12 16 2
5 New Orleans..... 7 8 4
Scott Prather, L.J. Yankosky (8),
Carlos Cason (9) and Eric Mc-
Queen. Thomas Marks, Brady
Benoit (3), Steve Stanson (8),
Joey Cabeceiras (8) and Jason
Washam. W-Prather. L-Marks.
HR-Adam Leggett (GT), Mark
Fischer (GT), Joe DiSalvo (NO).

Finals

2 Georgia Tech..... 13 16 1
1 Louisiana State..... 29 23 1
David Elder, Shane McGill (1),
Rich Thieme (7), L.J. Yankosky
(7), Kris Wilson (7), Carlos Cason
(7), Geoff Duncan (7) and Tucker
Barr. Brett Laxton, Chris Demouy
(6), Joey Painich (6), Patrick
Coogan (6), Brian Daugherty (8)
and Lanier. W-Laxton. L-Elder.
HR-Dunn (LSU), Lanier (LSU),
Moore (LSU).

1997

THIRD PLACE
Midwest Regional
Dudy Noble Field
Starkville, Miss.

Record: 2-2
Selection: At-large
Seed: No. 1

6 Tennessee Tech..... 0 1 1
1 Georgia Tech..... 5 9 0
Mark Maberry and Brian Lee.
Kris Wilson and Eric McQueen.
W-Wilson. L-Maberry. HR-J.J.
Thomas (GT).

1 Georgia Tech..... 8 11 0
3 S.W. Louisiana..... 0 2 3
Jose Wrigley and Eric McQueen.
Cody Robbins, Phillip Devey (7),
J.B. Slaton (9) and Shannon
Poole, Jim Fritz (6). W-Wrigley.
L-Robbins. HR-J.J. Thomas (GT),
Eric McQueen (GT).

4 Washington..... 8 11 1
1 Georgia Tech..... 4 12 5
Matt Hampton, Cody Morrison
(8) and Ryan Bundy. David
Elder, Simon Young (8), Shane
McGill (8), Chuck Crowder (9) and
Eric McQueen. Todd Papetti (3).
W-Hampton. L-Elder.

1 Georgia Tech..... 2 8 4
2 Mississippi State..... 10 13 1
L.J. Yankosky, Rich Thieme (5),
Chuck Crowder (7) and Todd Pa-
petti (8). Keith Dilgard and Barry
Patton. W-Dilgard. L-Yankosky.
HR-Piatt (MS), Thomas (GT).

1998

RUNNER-UP
Midwest Regional
Eck Stadium-Tyler Field
Wichita, Kan.

Record: 3-2
Selection: At-large
Seed: No. 2

Oklahoma State..... 13 14 0
Georgia Tech..... 4 10 5
Matt Smith, Dreier (7), Bergman
(9) and Josh Holliday. Chuck
Crowder, Jose Wrigley (2), Simon
Young (7), Robert Aaron (8), Scott
Prather (8) and Eric McQueen.
W-Smith. L-Crowder. HR-Heath
Honeycutt (GT), Ryan Brooks (GT).

Georgia Tech..... 14 19 0
S.E. Missouri State..... 5 8 0
L.J. Yankosky, Andy Mitchell (9)
and Bryan Prince. Jason Swear-
ingen, Lanson Debrock (3), Jerry
Walsey (7), Marc Sheffer (8) and
Scott Hoehner. W-Yankosky.
L-Swearingen. HR-Heath Hon-
eycutt (GT), Ryan Brooks (GT),
Jay Hood (9), Stephen Donaghey
2(GT), Johnson (SE), Marino (SE),
Kinsolving (SE).

Arkansas..... 0 6 2
Georgia Tech..... 2 7 2
Rodney Nye, Vent (8) and
Caldwell. Chuck Crowder and Eric
McQueen. W-Crowder. L-Nye.

Georgia Tech..... 6 14 2
Oklahoma State..... 5 11 0
Jase Wrigley, Simon Young
(6) and Eric McQueen. Pear-
son, Bludau (8), Prata (9) and
Puffinbarger. W-Young. L-Prata.
HR-Stephen Donaghey (GT), Jay
Hood (GT).

Championship

Arizona State..... 3 6 2
Georgia Tech..... 1 3 1
Ryan Mills and Halvorson. Cory
Vance and Eric McQueen. W-
Mills. L-Vance. HR-Moreno (AS),
Eric McQueen (GT).



BRYAN PRINCE was named the MVP of the 2000 NCAA Atlanta Regional and helped Tech to within one game of the College World Series.

2000

****REGIONAL CHAMPION****
Atlanta Regional
Russ Chandler Stadium
Atlanta, Ga.

Record: 3-0

Selection: Automatic

Seed: No. 1 (No. 3 National)
4 Georgia Southern..... 9 15 3
1 Georgia Tech..... 11 14 2
David Ray, Phillip Rowland (6),
Jason Cadenhead (8) and Bren-
dan Gilligan. Rhett Parrott, Andy
Mitchell (8), Jeff Watchko (9) and
Bryan Prince. W-Parrott. L-Ray.
S-Watchko. HR-Jason Basil (GT).

1 Georgia Tech..... 24 25 2
3 Stetson..... 1 4 2
Cory Vance, Ronnie Robinson (8)
and Bryan Prince, Tyler Parker
(7). Jason Oglesby, Chris Rogers
(2), Brian Werthem (6), Roger
Lincoln (6), Ricky Walker (9) and
Mike Fellman, Kevin Maloney
(8). W-Vance. L-Oglesby. HR-
Victor Menocal (GT), Mark Teix-
eira (GT), Jason Basil (GT), Brad
Stockton (GT).

Championship

1 Georgia Tech..... 16 18 1
3 Stetson..... 11 14 1
Steve Kelly, Jeff Watchko (7) and
Bryan Prince. Jason Oglesby,
Brian Welch (3), Dan Mauer (7)
and Mike Fellman. W-Kelly. L-
Oglesby. S-Watchko. HR-Mark
Teixeira (GT), Tyler Parker (GT),
Corr (S) 2, Stephens (S).

2000

SUPER REGIONAL RUNNER-UP
Atlanta Super Regional
Russ Chandler Stadium
Atlanta, Ga.

Record: 0-2

Southern California..... 7 11 1
Georgia Tech..... 2 10 0
Rik Currier, Ronald Flores (8) and
Beau Craig. Cory Vance, Jeff
Watchko (8) and Bryan Prince.
W-Currier. L-Vance. HR-Anthony
Lunetta (SC), Josh Persell (SC), Ja-
son Perry (GT).

Georgia Tech..... 3 7 1
Southern California..... 6 11 2
Rhett Parrott, Philip Perry (8) and
Bryan Prince. Mark Prior, Ronald
Flores (9) and Beau Craig. W-
Prior. L-Parrott. HR-Rob Garib-
aldi (SC), Josh Persell (SC).



NCAA Tournament Linescores

2001

**Athens Regional
Foley Field
Athens, Ga.**

Record: 0-2

Selection: At-large

Seed: No. 2

3 Coastal Carolina... 5 8 0
2 Georgia Tech... 3 7 1
Scott Sturkie and Randy McGarvey. Rhett Parrott, Jeff Watchko (9), Brian Burks (9) and Bryan Prince. W-Sturkie. L-Parrott. HR-Brandon Powell (C), Richard Lewis (GT), Jason Perry (GT).

2 Georgia Tech... 5 11 1
1 Georgia Tech... 13 15 0
Steve Kelly, Brian Burks (6), Aaron Walker (7), Andy Mitchell (8) and Bryan Prince. Rob Moravek, Jody Friedman (7) and Doc Brooks, Tony Burchett (7). W-Moravek. L-Kelly. HR-Andy Neufeld (6), Doc Brooks (6), Adam Swann (6).

2002

****REGIONAL CHAMPION**
Atlanta Regional
Russ Chandler Stadium
Atlanta, Ga.**

Record: 3-0

Selection: At-large

Seed: No. 1

4 Coastal Carolina... 0 3 0
1 Georgia Tech... 6 8 0
Justin Sturge, Byron Binda (7) and Randy McGarvey. Kyle Bakker and Tyler Parker. W-Bakker. L-Sturge.

2 Georgia... 0 7 1
1 Georgia Tech... 3 6 0
Mickey Westphal, Bill Sharpton (8) and Clint Sammons. Chris Goodman, Jeff Watchko (7) and Tyler Parker. W-Goodman. L-Westphal. S-Watchko. HR-Victor Menocal (GT), Tyler Parker (GT).

Championship

1 Georgia Tech... 8 11 2
2 Georgia... 7 9 2
Brian Burks, Jeff Watchko (8), Victor Menocal (9), Philip Perry (9) and Tyler Parker. Jason Fellows, Bill Sharpton (4), Jeffrey Carswell (7), Bo Lanier (8), Scott Lawson (9) and Ned Yost, Clint Sammons (6) W-Burks. L-Fellows. S-Perry. HR-Lee Mitchell (G).

2002

****SUPER REGIONAL CHAMPION**
Atlanta Super Regional
Russ Chandler Stadium
Atlanta, Ga.**

Record: 2-0

Florida Atlantic... 3 9 1
Georgia Tech... 14 18 1
Danny Core, Tom MacLane (4), Matt O'Brien (5), Brad Ingwell (7) and Robert Orton, Shoen O'Connor (8). Kyle Bakker, Nick Wagner (8), Jordan Crews (9) and Tyler Parker, Mike Nickeas (9). W-Bakker. L-Core. HR-Tyler Parker (GT), Clifton Remole (GT).

Georgia Tech... 11 13 1
Florida Atlantic... 5 7 2
Chris Goodman, Kyle Schmidt (8), Jeff Watchko (9) and Tyler Parker. Chris Pillsbury, Jim Cooney (4), Tim McNab (8) and Shoen O'Connor. W-Goodman. L-Pillsbury. HR-Jeff Fiorentino (FAU).



2002

FIFTH PLACE


**College World Series
Rosenblatt Stadium
Omaha, Neb.**

Record: 1-2

Georgia Tech... 11 19 1
South Carolina... 0 6 2
Kyle Bakker, Brian Burks (9) and Tyler Parker, Mike Nickeas (9). Gary Bell, Aaron Rawl (5), Steven Bondurant (5), Rocky Evans (8), Cliff Donald (9) and Landon Powell. W-Bakker. L-Bell. HR-Wes Rynders (GT).

Clemson... 9 9 1
Georgia Tech... 7 14 0
Tyler Lumsden, Jeff Hahn (4), Matt Henrie (7) and Steve Pyzik. Chris Goodman, Aaron Walker (2), Philip Perry (2), Jeff Watchko (9) and Tyler Parker. W-Hahn. L-Goodman. S-Henrie. HR-Michael Johnson (C), Jason Perry (GT).

South Carolina... 9 8 1
Georgia Tech... 5 14 2
Aaron Rawl and Landon Powell. Brian Burks, Jeff Watchko (4), Kyle Schmidt (9) and Tyler Parker. W-Rawl. L-Burks. HR-Justin Harris (SC), Steve Thomas (SC), Jeremy Slayden (GT).



VICTOR MENOCAL (left) was named to the All-College World Series team after batting .563 with six runs scored in Omaha. **JASON PERRY** (above) hit safely in all three games in the 2002 CWS, including collecting three hits against Clemson in the Yellow Jackets' second game. **KYLE BAKKER** (below) returned to his hometown of Omaha and pitched Georgia Tech to an 11-0 win over South Carolina in the opener of the 2002 CWS.



2003

**Atlanta Regional
Russ Chandler Stadium
Atlanta, Ga.**

Record: 0-2

Selection: Automatic

Seed: No. 1 (No. 3 National)

4 Stetson... 5 10 2
1 Georgia Tech... 4 5 2
Adam Blair, Roger Lincoln (9) and Chris Westervelt. Micah Owings, Jeff Watchko (7) and Mike Nickeas. W-Blair. L-Owings. S-Lincoln. HR-Brian Snyder (S), Andy Wilson (S), Pete Rasmussen (S), Clifton Remole (GT), Micah Owings (GT).

1 Georgia Tech... 3 10 0
3 East Carolina... 10 11 0
Kyle Bakker, Brian Burks (7), Andrew Kown (8) and Andy Hawranick, Mike Nickeas (5). Ashley Capps, Glenn Tucker (1) and Jake Smith. W-Tucker. L-Bakker. HR-Clifton Remole (GT), Daryl Lawhorn (EC).



2004

****REGIONAL CHAMPION**
Atlanta Regional
Russ Chandler Stadium
Atlanta, Ga.**

Record: 3-0

Selection: At-large

Seed: No. 1 (No. 4 National)

4 Jacksonville State... 3 10 4
1 Georgia Tech... 16 20 1
Bobby Wynns, Brian Booth (4), Jon Clements (7), Danny Andres (7) and Scott Smith, Johnny Prosser (8). Brian Burks, Jared Hyatt (9) and Mike Nickeas, Andy Hawranick (7). W-Burks. L-Wynns. HR-Eric Patterson (GT), Clifton Remole (GT), Whit Robbins (GT).

2 Texas Tech... 3 10 0
1 Georgia Tech... 9 15 1
Steven Thomas, Adam Fry (6), Juan Razo (8) and Cooper Fouts. Micah Owings, Jordan Crews (9) and Mike Nickeas. W-Owings. L-Thomas. HR-Steven Blackwood (GT), Mike Nickeas (GT), Whit Robbins (GT).

Championship

2 Texas Tech... 3 10 4
1 Georgia Tech... 16 20 1
Andrew Kown, Jordan Crews (8) and Andy Hawranick. Michael McGowan, John Milton (4), Corey Gerstner (7) and Cooper Fouts. W-Kown. L-McGowan. HR-Brandon Boggs (GT), Tyler Greene (GT), Michael Mask (TT).

2004

RUNNER-UP

**Atlanta Super Regional
Russ Chandler Stadium
Atlanta, Ga.**

Record: 0-2

Georgia Tech... 7 12 0
Georgia Tech... 5 9 2
Michael Hyle, Johnny Dobbs (4), Will Startup (7) and Clint Sammons. Micah Owings, Jordan Crews (7), Aaron Walker (9) and Mike Nickeas. W-Dobbs. L-Owings. S-Startup. HR-Bobby Felmy (G), Eric Patterson (GT), Mike Nickeas (GT).

Georgia Tech... 3 4 4
Georgia Tech... 5 11 0
Andrew Kown, Brian Burks (7) and Mike Nickeas. Sean Ruthven, Bo Lanier (8), Will Startup (9) and Clint Sammons. W-Lanier. L-Burks. S-Startup. HR-Jonathan Wyatt (G).

2005

****REGIONAL CHAMPION**
Atlanta Regional
Russ Chandler Stadium
Atlanta, Ga.**

Record: 3-1

Selection: Automatic

Seed: No. 1 (No. 2 National)

4 Furman... 4 7 1
1 Georgia Tech... 5 13 2
10 Innings

Ryan Hodinka, Sam Perry (5), Ryan Hudson (7), Patrick Arnett (9), Nick Hollstegge (10) and Tony Maccani. Lee Hyde, Jordan Crews (6), Tim Gustafson (8) and Andy Hawranick. W-Gustafson. L-Hollstegge. HR-Matthew Betsill (F).

1 Georgia Tech... 10 17 0
2 South Carolina... 2 6 2
Blake Wood and Andy Hawranick. Arik Hempy, Jason Fletcher (1), Conar Lalar (5), Cliff Donald (9) and Ryan Mahoney, Cory Vanderhook (7). W-Wood. L-Hempy. HR-Jeremy Slayden (GT).

2 South Carolina... 8 8 1
1 Georgia Tech... 3 8 3
Andy Lambert, Jason Fletcher (6) and Ian Paxton. Ryan Turner, Jared Hyatt (3), Brad Rulon (6), Tim Ladd (9) and Andy Hawranick, Nick Scherer (8). W-Lambert. L-Turner. S-Fletcher. HR-Michael Campbell (SC), Steven Tolleson (SC), 2.

Championship

1 Georgia Tech... 5 11 1
2 South Carolina... 0 5 1
Tim Gustafson, Matt Wieters (8) and Andy Hawranick. Aaron Rawl, Forrest Beverly (3) and Ian Paxton. W-Gustafson. L-Rawl. HR-Matt Wieters (GT), Jeremy Slayden (GT).

2005

RUNNER-UP

**Atlanta Super Regional
Russ Chandler Stadium
Atlanta, Ga.**

Record: 0-2

Tennessee... 3 4 1
Georgia Tech... 2 5 3
Luke Hochevar, Sean Watson (8) and J.P. Arenabia, Blake Wood, Matt Wieters (8) and Andy Hawranick. W-Watson. L-Wieters. HR-Rob Fitzgerald (T).

Georgia Tech... 3 7 1
Tennessee... 13 16 0
Lee Hyde, Jordan Crews (3), Jared Hyatt (4), Tim Ladd (4), Brad Rulon (5), Ryan Turner (5), Jason Neighborgall (8), John Michael Vidic (8) and Andy Hawranick. James Adkins, Sean Watson (8) and J.P. Arenabia. W-Adkins. L-Hyde. HR-Michael Rivera (T).

2006

****REGIONAL CHAMPION**
Atlanta Regional
Russ Chandler Stadium
Atlanta, Ga.**

Record: 3-0

Selection: At-large

Seed: No. 1 (No. 8 National)

4 Stetson... 5 13 1
1 Georgia Tech... 7 12 2
Corey Kluber, Nathan Nery (4), Robbie Elsemiller (8) and Brad Pippa, David Golliner (8). Blake Wood, Jared Hyatt (8), Tim Ladd (8), Brad Rulon (8), Matt Wieters (9) and Matt Wieters, Andy Hawranick (9). W-Wood. L-Kluber. S-Wieters. HR-Matt Wieters (GT), Michael Fisher (GT).

1 Georgia Tech... 7 11 2
2 Vanderbilt... 3 5 0
Lee Hyde, Tim Ladd (7), Brad Rulon (8) and Matt Wieters. David Price, Stephen Shao (7) and Josh Zeid (9) and Brian Hernandez. W-Hyde. L-Price. HR-Luke Murton (GT).

Championship

2 Vanderbilt... 4 9 0
1 Georgia Tech... 8 11 1
Cody Crowell, Tyler Rhoden (6) and Shea Robin. Ryan Turner, Matt Wieters (9) and Andy Hawranick. W-Turner. L-Crowell. HR-Pedro Alvarez (V), Dominic de la Osa (V), Alex Feinberg (V), Mike Trapani (GT), Matt Wieters 2 (GT).

2006

****SUPER REGIONAL CHAMPION**
Atlanta Super Regional
Russ Chandler Stadium
Atlanta, Ga.**

Record: 2-0

College of Charleston 0 11 1
Georgia Tech... 5 9 0
Nick Chiggies, Quinn Monsma (7), Brendan Stines (8) and Alex Garabedian. Blake Wood, Brad Rulon (7) and Matt Wieters. W-Wood. L-Chiggies. S-Rulon. HR-Matt Wieters (GT), Jeff Kindel (GT).

Georgia Tech... 12 15 1
College of Charleston 3 8 2
Lee Hyde, Jared Hyatt (9) and Matt Wieters, Andy Hawranick (9). Jeff Beliveau, Quinn Monsma (4), Graham Godfrey (5), Drew Shamrock (9) and Alex Garabedian. W-Hyde. L-Beliveau. HR-Jeff Kindel (GT), Whit Robbins (GT), Joey Friddle (CofC).



Jacket players give coach **DANNY HALL** a bath after Georgia Tech defeated the College of Charleston to secure its third College World Series appearance in 2006.



2006 SEVENTH PLACE College World Series Rosenblatt Stadium Omaha, Neb. (0-2) Record: 0-2

Georgia Tech..... 4 8 1
Clemson..... 8 9 0
Lee Hyde, Brad Rulon (8), Ryan Turner (8), Jared Hyatt (8), Tim Ladd (8) and Matt Wieters (7), Daniel Moskos (9) and Adrian Casanova. W-Hinson. L-Turner. HR-Jeff Kindel (GT), Andy D'Alessio (C).

Cal State Fullerton... 7 15 1
Georgia Tech..... 5 9 0
Dustin Miller, John Estes (7), Adam Jorgenson (7), Ryan Paul (8) and John Curtis. Blake Wood, Tim Ladd (6), Brad Rulon (7), Matt Wieters (8) and Matt Wieters, Andy Howranick (9). W-Paul. L-Wieters. HR-Wieters (GT).

2008 RUNNER-UP Athen Regional Foley Field Athens, Ga. Record: 2-2 Selection: At-large Seed: No. 2

3 Louisville..... 5 12 2
2 Georgia Tech..... 8 10 0
Justin Marks, Thomas Royce (6), Jon Clarence (8), Gavin Logsdon (8), Gabriel Shaw (8) and Jeff Arnold. David Duncan, Andrew Robinson (6), Brad Rulon (9) and Jason Haniger. W-Duncan. L-Marks. S-Rulon. HR-Justin McClanahan (2) (L), Chris Dominguez (L), Haniger (GT).

2 Georgia Tech..... 6 11 0
4 Lipscomb..... 3 7 1
Deck McGuire, Taylor Wood (7), Brad Rulon (8) and Jason Haniger. Brandon McClurg, Kyle Tognazzini (8), Chris Burnett (9) and Caleb Joseph. W-Wood. L-McClurg. S-Rulon. HR-Haniger (GT).

2 Georgia Tech..... 0 4 0
1 Georgia..... 8 12 0
Eddie Burns, Kevin Jacob (7) and Jason Haniger, Cole Leonida. Nick Montgomery and Bryce Massanari. W-Montgomery. L-Burns. HR-Matt Olson (G), Rich Poythress (G), Matt Cerione.

1 Georgia..... 18 18 2
2 Georgia Tech..... 6 11 6
Justin Grimm, Alex McRee (1), Dean Weaver (5), Will Harvil (5), Joshua Fields (9) and Bryce Massanari, Jake Crane. Zach Von Tersch, Brandon Cumpton (2), Andrew Robinson (4), Chris Hicks (6), Taylor Wood (7), Brad Rulon (9) and Jason Haniger. W-McRee. L-Cumpton. HR-Rich Poythress (G).

2009 RUNNER-UP Atlanta Regional Russ Chandler Stadium Atlanta, Ga. Record: 3-2 Selection: At-large Seed: No. 1

4 Georgia State..... 3 11 2
1 Georgia Tech..... 9 9 1
Will Palmer, Aidan Francis (6), Will Campbell (8) and Marc Mimeault. Deck McGuire, Andrew Robinson (8), Kevin Jacob (9) and Jason Haniger. W-McGuire. L-Palmer. HR-Bradley Logan (GSU), Matt Skole (GT).

1 Georgia Tech..... 7 9 5
3 Southern Miss..... 10 13 0
Brandon Cumpton, Jake Davies (5), Andrew Robinson (5), Zach Brewster (7), Patrick Long (7), Jacob Esch (8) and Jason Haniger. JR Ballinger, Wade Weathers (9), Collin Cargill (9) and Kyle Maxie. W-Ballinger. L-Cumpton. HR-Luke Murlon (GT), Michael Ewing (USM), B.A. Vollmuth (USM).

2 Elon..... 4 7 0
1 Georgia Tech..... 8 8 1
Daniel Britt, Ken Ferrer (2), Jared Kernode (2), John Brebbia (6), J.D. Reichenbach (7), Jordan Darnell (8), Thomas Girdwood (8) and Mike Melillo. Zach Von Tersch, Jake Davies (4), Mark Pope (5) and Jason Haniger. W-Davies. L-Britt. S-Pope. HR-Matt Skole (GT).

1 Georgia Tech..... 18 18 2
3 Southern Miss..... 6 11 6
Andrew Robinson, Thomas Nichols (6) and Cole Leonida. Jeff Stanley, Kyle Lindsey (4), Moses Munoz (6), Jonathan Johnston (6), Seth Hester (9) and Travis Graves. W-Robinson. L-Stanley. S-Nichols. HR-Luke Murlon (GT), Jay Dantzler (GT), Cole Leonida (GT), Kyle Maxie (USM).

2010 RUNNER-UP Atlanta Regional Russ Chandler Stadium Atlanta, Ga. Record: 2-2 Selection: At-large Seed: No. 1 (No. 8 National)

4 Mercer..... 0 5 0
1 Georgia Tech..... 10 16 0
Mark Pope and Cole Leonida. W-Pope. L-Love. HR GT - Jay Dantzler (GT), Tony Plagman (GT), Jacob Esch (GT).

2 Alabama..... 2 9 3
1 Georgia Tech..... 5 11 0
Jimmy Nelson; Taylor Wolfe (6); Tyler White (8) and Brock Bennett. Deck McGuire, Andrew Robinson (9) and Cole Leonida. W-Deck McGuire. S-Andrew Robinson. L-Jimmy Nelson.

1 Georgia Tech..... 1 5 1
2 Alabama..... 8 9 0
Brandon Cumpton; Buck Farmer (2) and Cole Leonida. Adam Morgan and Brock Bennett. W-Adam Morgan. L-Brandon Cumpton. HR-Matt Skole (GT), Taylor Dugas (UA); Ross Wilson (UA); Jake Smith (UA); Jon Kelton (UA).

2 Alabama..... 10 11 0
1 Georgia Tech..... 8 15 1
Taylor Wolfe; Matt Taylor (1); Jonathan Smart (2); Nathan Kilcrease (4) and Brock Bennett. Jed Bradley; Patrick Long (6); Taylor Wood (6); Andrew Robinson (8) and Cole Leonida. W-Nathan Kilcrease. L-Jed Bradley. HR-Clay Jones (UA). Derek Dietrich (GT); Chase Burnette (GT).

2011 RUNNER-UP Atlanta Regional Russ Chandler Stadium Atlanta, Ga. Record: 2-2 Selection: At-large Seed: No. 1

4 Austin Peay..... 2 4 1
1 Georgia Tech..... 1 7 1
Snodgrass, J.; Hebert, M. (8); Toney, Z. (8) and Wollenzin, M. Georgia Tech - Mark Pope; Matt Grimes (2); Devin Stanton (9) and Zane Evans. W-Snodgrass. L-Grimes. HR-Hankins (AP)

2 Southern Miss..... 2 8 0
1 Georgia Tech..... 6 9 1
Thomason; Day (2); Cargill (3) and Fowler. Jed Bradley; Clay Dalton (8) and Zane Evans. W-Bradley. L-Thomason. HR-Palka (GT); Thomas (GT).

1 Georgia Tech..... 12 18 2
4 Austin Peay..... 2 5 1
Buck Farmer and Zane Evans; Mitch Earnest. Toney, Z.; Harper, Ry (3); Hebert, M (7); Belew, A (8); Edlin, C (9) and Torres, P. W-Farmer. L-Toney. HR-Matt Skole (GT); Palka (GT); Davies (GT); Evans (GT).

1 Georgia Tech..... 12 18 2
4 Austin Peay..... 2 5 1
Buck Farmer and Zane Evans; Mitch Earnest. Toney, Z.; Harper, Ry (3); Hebert, M (7); Belew, A (8); Edlin, C (9) and Torres, P. W-Farmer. L-Toney. HR-Matt Skole (GT); Palka (GT); Davies (GT); Evans (GT).

1 Georgia Tech..... 3 6 5
3 Mississippi State..... 7 10 1
DeAndre Smelter; Dusty Isaacs (3); Luke Bard (3); Kevin Jacob (8) and Zane Evans. Routt and Thigpen. W-Routt. L-Smelter. HR-Evans (GT).

2012 RUNNER-UP Gainesville Regional McKethan Stadium Gainesville, Ga. Record: 2-2 Selection: Automatic Seed: No. 2

3 Coll. of Charleston..... 4 13 1
2 Georgia Tech..... 8 11 1
Christian Powell; Nick Osterman (4); Jake Zakan (6) and Jimmy Holton; Ryan Welke. Cole Pitts; Dusty Isaacs (4) and Zane Evans. W-Isaacs. L-Powell. HR-Marty Gantt (CC). Brandon Thomas (GT); Jake Davies (GT).

1 Florida..... 6 9 1
2 Georgia Tech..... 2 12 2
Hudson Randall; Steven Rodriguez (6) and Mike Zunino. Buck Farmer; Jarrett Didrick (8) and Zane Evans. W-Randall. L-Farmer. S-Rodriguez. HR-Preston Tucker (UF); Mike Zunino (UF).

2 Georgia Tech..... 3 8 0
3 Coll. of Charleston..... 0 3 0
Alex Cruz; Zane Evans (7) and Connor Lynch. Josh Renfro; Kyle Owings (8); Jake Zakan (9); David Peterson (9) and Jimmy Holton; Ryan Welke. W-Cruz. L-Renfro. S-Evans. HR-Connor Lynch (GT).

2 Georgia Tech..... 3 6 1
1 Florida..... 15 11 0
Jake Davies; Josh Hedding (3); Clay Dalton (5); Jonathan Roberts (8) and Zane Evans; Mitch Earnest. Brian Johnson; Bobby Poyner (6); Karsten Whitson (7); Johnny Magliozzi (8); Greg Larson (8); Austin Maddox (9) and Mike Zunino. W-Johnson. L-Davies. HR-Sam Dave (GT); Evan Martin (GT). Mike Zunino (UF).



Georgia Tech's 2006 College World Series team (above) swept through the Regionals and Super Regionals, giving head coach **DANNY HALL** (below) his third career trip to Omaha.



The Yellow Jackets congratulate **JEFF KINDEL** (above) after his first-inning home run gave the Yellow Jackets a 2-0 lead in the opening game of the 2006 College World Series.

1994 College World Series

1994

College World Series Team

Players

Matt Barr, OF
 Tucker Barr, C/RHP
 Scott Byers, 1B
 Carlos Cason, RHP
 Geoff Duncan, RHP
 Adam Easterling, OF
 Nomar Garciaparra, SS
 Al Gogolin, RHP
 Buck Hall, LHP
 Brandon Hensley, 3B
 Brandon Hutchins, LHP
 Jimmy Lincoln, IF
 Shane McGill, RHP
 Scott McIntyre, 2B
 Chris Myers, RHP
 Jay Payton, OF
 Brad Rigby, RHP
 Ryan Ritter, OF
 Matt Saier, OF
 Michael Smith, OF
 Michael Sorrow, IF
 Jason Varitek, C
 L.J. Yankosky, RHP

Coaches

Danny Hall - Head Coach
 Rick Hatcher - Assistant Coach
 Paul Mears - Assistant Coach
 Jeff Guy - Assistant Coach

Support Staff

Walter Smith - Trainer
 Shane Rose - Student Trainer
 Jimmy Luck - Manager

Omaha, at last. Georgia Tech's baseball squad finally reached college baseball's promised land in the summer of 1994 under first-year head coach Danny Hall. Over the previous decade, Georgia Tech had produced one of America's most consistent baseball programs, averaging 45 wins per season while earning 10-straight NCAA Tournament invitations. Included in that span were numerous national and No. 1-rankings, and yet no College World Series appearances. But all of that changed in 1994 when the Yellow Jackets outlasted a talented Washington club, 18-7, in the final game of the Midwest II Regional in Wichita, Kansas.

With four of the premier talents in all of college baseball, including consensus first-team All-Americans Jason Varitek, Nomar Garciaparra and Jay Payton, and second-team All-American Brad Rigby - all four of whom were taken among the first 36 players in the June, 1994, draft - Tech headed to Omaha, where they came within one win of the school's first NCAA title.

The Yellow Jackets faced a talented Cal State Fullerton team in the opening game of the 1994 College World Series, with both teams throwing their aces. The Jackets drew first blood in the bottom of the fifth inning when Garciaparra earned a bases-loaded walk. Rigby then took over, striking out the side in the sixth while adding whiffs in the seventh and eighth as well as two more in the ninth to finish with a three-hitter and 10 strikeouts.

A familiar foe was on deck, with Georgia Tech squaring off against Mike Martin's Florida State team in Yellow Jackets' second game of the College World Series. With the score knotted at 4-4 in the top of the ninth inning, Varitek singles home Garciaparra with the first run of an eight-run explosion that set a CWS record for scoring in an extra frame. Matt Saier, the No. 9 hitter in the Tech order, capped the outburst with a grand slam to help the Jackets move on to game three.

Faced with a rematch against Cal State Fullerton, Tech stood one win away from playing for the championship. Payton snapped a 1-for-8 CWS slump with a two-run homer in the top of the first inning, but the Titans tied the game with runs in the first and fourth innings against Rigby. Both teams relied on pitching and defense over the next seven innings before Garciaparra ended the scoring drought with a solo home run in the top of the 12th inning. Fullerton quickly responded by putting runners on the corners with no outs, but Chris Myers struck out DH Sal Mancuso, popped up first baseman D.C. Olsen and retired left fielder Brian King on a liner to Payton to give the Yellow Jackets a berth in the NCAA championship game.

The Yellow Jackets' enjoyment in the title matchup is short-lived, as Oklahoma scored a pair of runs in the bottom of the first inning before home runs in the second and third innings by Varitek and Garciaparra tie the game at 2-2. Disaster struck for Georgia Tech over the next three innings though, as the Yellow Jackets yielded nine runs - five in the fourth and four more in the sixth - to the Sooners, who went on to capture the national title with a 13-5 win.

Georgia Tech ended the 1994 season with its highest final ranking ever. Collegiate Baseball, Baseball America and USA Today all ranked the Yellow Jackets No. 2 in the year-end polls, a mark that has been unmatched since Tech's magical 1994 run.

College World Series Results

Georgia Tech 2, Cal State Fullerton 0
 Georgia Tech 12, Florida State 4
 Georgia Tech 3, Cal State Fullerton 2

Championship Game:

Oklahoma 13, Georgia Tech 5



1994 College World Series



Georgia Tech 2, Cal State Fullerton 0 June 3, 1994 at Omaha, Neb. (Rosenblatt Stadium)

Cal State Fullerton	AB	R	H	RBI	BB	SO	PO	A	LOB
Dante Powell cf	4	0	0	0	0	0	2	0	
Craig Skyberg 3b	0	0	0	0	0	0	0	2	
Mark Kotsay lf	3	0	1	0	1	1	3	0	
Jeff Ferguson, 2b	4	0	1	0	0	0	3	2	
Bret Hemphill c	3	0	0	0	0	2	4	1	
Sal Mancuso dh	4	0	0	0	0	1	0	0	
Adam Millan 1b	3	0	0	0	1	1	9	1	
Jeremy Giambi rf	4	0	1	0	0	1	2	0	
Jason Gill 3b/ss	2	0	0	0	0	1	0	1	
Jim Betzold ph	1	0	0	0	0	1	0	0	
Jack Jones ss	2	0	0	0	0	1	0	1	
Brian King ph/d	1	0	0	0	0	1	0	0	
Mike Parisi p	0	0	0	0	0	0	1	2	
Chad Rolish p	0	0	0	0	0	0	0	0	
Dan Ricabal p	0	0	0	0	0	0	0	0	
Totals	31	0	3	0	2	10	24	11	8

Georgia Tech	AB	R	H	RBI	BB	SO	PO	A	LOB
Nomar Garciaparra ss	3	0	0	1	1	0	0	4	
Scott McIntyre 2b	3	0	1	0	1	1	2	2	
Jason Varitek c	3	0	0	0	0	0	10	2	
Jay Payton cf	2	0	0	0	2	0	1	0	
Scott Byers 1b	4	0	0	0	0	0	10	0	
Brandon Hensley 3b	4	1	2	0	0	1	2	6	
Michael Sorrow dh	2	1	1	1	0	0	0	0	
Michael Smith lf	3	0	1	0	0	2	1	0	
Matt Saier rf	2	0	0	0	0	0	1	0	
Brad Rigby p	0	0	0	0	0	0	0	1	
Totals	26	2	5	2	4	4	27	15	7

Cal State Fullerton 000 000 000 - 0 3 0
Georgia Tech 000 010 10X - 2 5 2

E - Hensley (14); McIntyre (13). DP - CSF 1. 2B - Kotsay (11). HR - Sorrow (1). HBP - Hemphill; Gill; Saier. SH - Sorrow; Varitek. SB - Ferguson (30).

Cal State Fullerton	IP	H	R	ER	BB	SO
Mike Parisi	7.1	5	2	2	3	3
Chad Rolish	0.1	0	0	0	1	0
Dan Ricabal	0.1	0	0	0	0	1

Georgia Tech	IP	H	R	ER	BB	SO
Brad Rigby	9.0	3	0	0	2	10

Win - Rigby (14-4). Loss - Parisi (11-4). Save - None. WP - Rigby. HBP - by Rigby (Hemphill); by Rigby (Gill); by Parisi (Saier). Umpires - HP: John Magnusson 1B: Tim Henderson 2B: Dick Runchey 3B: Bob Nelson Start: 2:37 pm Time: 2:19 Attendance: 9000

Georgia Tech 12, Florida State 4 June 5, 1994 at Omaha, Neb. (Rosenblatt Stadium)

Georgia Tech	AB	R	H	RBI	BB	SO	PO	A	LOB
Nomar Garciaparra ss	6	2	2	1	0	1	7	4	
Scott McIntyre 2b	5	2	2	0	1	0	0	4	
Jason Varitek c	5	2	3	4	1	1	7	4	
Jay Payton cf	6	0	1	0	0	2	0	0	
Scott Byers 1b	4	1	2	0	1	1	9	0	
Brandon Hensley 3b	5	1	1	0	0	2	0	1	
Michael Sorrow dh	4	1	0	1	1	0	0	0	
Michael Smith lf	4	1	0	1	1	1	5	0	
Matt Saier rf	4	2	1	4	1	0	1	0	
Al Gogolin p	0	0	0	0	0	0	1	0	
Chris Myers p	0	0	0	0	0	0	0	0	
Tucker Barr p	0	0	0	0	0	0	0	0	
Totals	43	12	12	11	6	8	30	13	7

Florida State	AB	R	H	RBI	BB	SO	PO	A	LOB
Mickey Lopez 2b	3	0	1	1	0	0	3	6	
Mike Buttery ph	1	0	0	0	0	1	0	0	
Doug Mientkiewicz 1b	5	0	1	1	0	1	12	2	
Mike Martin c	3	0	0	0	2	0	8	1	
Colby Weaver dh	2	0	0	0	0	2	0	0	
Mike Bell ph	1	0	0	0	0	0	0	0	
Jeremy Morris pr/dh	1	0	0	0	0	1	0	0	
Randy Hodges rf	3	1	0	0	1	1	1	0	
Link Jarrett ss	2	0	1	1	1	0	1	2	
Scott Zech lf	4	0	1	0	0	1	1	0	
Steve Nedeau cf	3	2	3	0	1	0	3	0	
Jack Niles 3b	4	1	1	0	0	0	0	5	
Jonathan Johnson p	0	0	0	0	0	0	1	0	
Phil Olson p	0	0	0	0	0	0	0	0	
David Yocum p	0	0	0	0	0	0	0	0	
Chuck Howell p	0	0	0	0	0	0	0	0	
Totals	32	4	8	3	5	7	30	16	6

Georgia Tech 000 040 000 8 - 12 12 3
Florida State 000 000 000 0 - 4 8 4

E - Gogolin (5) McIntyre (14); Varitek (7); Martin (7); Niles 2(14); Zech (2). DP - Georgia Tech 2, Florida State 1. 2B - Nedeau (7). HR - Saier (2); Varitek (16). SH - Jarrett; Weaver. SF - Lopez. SB - Hodges (18). CS - Saier; J.Morris; Jarrett.

Georgia Tech	IP	H	R	ER	BB	SO
Al Gogolin	7.0	4	4	2	5	5
Chris Myers	2.0	3	0	0	0	0
Tucker Barr	1.0	1	0	0	0	2

Florida State	IP	H	R	ER	BB	SO
Jonathan Johnson	8.0	8	4	3	0	6
Phil Olson	1.1	3	6	5	3	1
David Yocum	0.0	1	2	2	1	0
Chuck Howell	0.2	0	0	0	2	1

Win - Myers (5-3). Loss - Olson (5-4). Save - None. WP - Gogolin; Howell. HP: Dan Pedersen 1B: John Magnusson 2B: Bill Davis 3B: Dick Runchey Start: 2:36 pm Time: 3:13 Attendance: 16000

Georgia Tech 3, Cal State Fullerton 2 June 8, 1994 at Omaha, Neb. (Rosenblatt Stadium)

Georgia Tech	AB	R	H	RBI	BB	SO	PO	A	LOB
Nomar Garciaparra ss	6	1	2	1	0	1	2	4	
Scott McIntyre 2b	3	0	0	0	3	0	7	5	
Jason Varitek c	4	1	0	0	2	0	15	2	
Jay Payton cf	6	1	3	2	0	2	1	0	
Scott Byers 1b	5	0	1	0	1	1	8	3	
Brandon Hensley 3b	5	0	1	0	0	0	0	0	
Michael Sorrow dh	4	0	2	0	0	0	0	0	
Michael Smith lf	3	0	1	0	0	1	1	0	
Adam Easterling ph/lf	2	0	1	0	0	0	0	0	
Matt Saier rf	4	0	0	0	1	2	2	0	
Brad Rigby p	0	0	0	0	0	0	0	0	
Chris Myers p	0	0	0	0	0	0	0	0	
Totals	42	3	11	3	7	8	36	14	11

Cal State Fullerton	AB	R	H	RBI	BB	SO	PO	A	LOB
Jeff Ferguson, 2b	4	1	1	0	2	2	2	3	
Mark Kotsay lf/rf	4	0	2	0	0	2	2	1	
Dante Powell cf	4	0	3	0	2	0	6	0	
Bret Hemphill c	3	0	0	1	2	2	9	1	
Chris Remala pr	0	0	0	0	0	0	0	0	
Sal Mancuso dh	6	0	0	0	0	4	0	0	
Adam Millan 1b	5	0	3	0	0	0	8	0	
Tony Miranda pr	0	0	0	0	0	0	0	0	
D.C. Olsen 1b	1	0	0	0	0	0	2	0	
Jeremy Giambi rf	3	1	1	1	1	0	2	0	
Jason Gill 3b/ss	1	0	1	0	0	0	0	0	
Jim Betzold ph	0	0	0	0	1	0	0	0	
Craig Skyberg 3b	2	0	0	0	0	2	0	1	
Brian King ph/lf	2	0	0	0	1	0	1	0	
Jack Jones ss	5	0	0	0	0	3	4	4	
Mike Parisi p	0	0	0	0	0	0	0	2	
Ted Silva	0	0	0	0	0	0	0	3	
Chad Rolish p	0	0	0	0	0	0	0	1	
Matt Wagner p	0	0	0	0	0	0	0	0	
Totals	40	2	11	2	9	15	36	16	15

Georgia Tech 200 000 000 001 - 3 11 2
Cal State Fullerton 100 100 000 000 - 2 11 1

E - Saier (4); Varitek (8); Silva (1). DP - Georgia Tech 2, CSF 4. 2B - Garciaparra (26); Hensley (18); Sorrow (8); Kotsay (13). HR - Garciaparra (15); Payton (20); Giambi (2). SH - Hemphill; Kotsay 2. SB - McIntyre (11); Powell (48). CS - Ferguson; Skyberg.

Georgia Tech	IP	H	R	ER	BB	SO
Brad Rigby	8.0	7	2	2	6	9
Chris Myers	4.0	4	0	0	3	6

Cal State Fullerton	IP	H	R	ER	BB	SO
Mike Parisi	7.0	6	2	2	6	4
Ted Silva	4.0	4	1	1	1	4
Chad Rolish	0.2	0	0	0	0	0
Matt Wagner	0.1	1	0	0	0	0

Win - Myers (6-3). Loss - Silva (4-4). Save - None. WP - Rigby. HP: Bob Nelson 1B: Bill Davis 2B: Dan Pedersen 3B: Dick Runchey Start: 6:36 pm Time: 3:50 Attendance: 17766

Oklahoma 13, Georgia Tech 5 June 11, 1994 at Omaha, Neb. (Rosenblatt Stadium)

Georgia Tech	AB	R	H	RBI	BB	SO	PO	A	LOB
Nomar Garciaparra ss	5	1	2	1	0	0	3	4	
Scott McIntyre 2b	5	0	0	0	0	1	3	7	
Jay Payton cf	5	0	2	0	0	1	0	0	
Jason Varitek c	3	2	2	1	2	0	4	1	
Brandon Hensley 3b/1b	4	1	1	0	0	0	1	4	
Scott Byers 1b	1	0	0	0	2	0	12	0	
Tucker Barr ph	0	0	0	0	1	0	0	0	
Jimmy Lincoln pr	0	1	0	0	0	0	0	0	
Adam Easterling lf	0	0	0	0	0	0	0	0	
Michael Sorrow dh	2	0	1	2	1	0	0	0	
Matt Barr ph	1	0	1	0	0	0	0	0	
Michael Smith lf/rf	4	0	1	1	0	0	0	0	
Matt Saier rf	3	0	0	0	0	2	1	0	
Ryan Ritter ph/3b	1	0	0	0	0	1	0	0	
All Pitchers Combined	0	0	0	0	0	0	0	2	
Totals	34	5	10	5	6	5	24	18	8

Oklahoma	AB	R	H	RBI	BB	SO	PO	A	LOB
Aric Thomas lf	5	3	3	1	0	0	2	0	
Dustin Hansen lf	0	0	0	0	0	0	0	0	
Darvin Traylor rf	4	3	3	1	1	0	1	0	
Rick Gutierrez 2b	4	1	2	3	1	0	2	3	
Damon Minor dh	4	1	1	3	0	1	0	0	
Chris Bradshaw ph	0	0	0	0	1	0	0	0	
Rich Hills ss	4	1	2	2	0	1	1	4	
Chip Glass cf	5	2	2	1	0	0	5	0	
J.J. Mariani 3b	3	0	2	2	2	0	1	1	
Ryan Minor 1b	4	1	0	0	0	1	9	1	
Mark Soto ph/1b	1	0	0	0	0	1	3	0	
Javier Flores c	5	1	1	0	0	0	2	6	
All Pitchers Combined	0	0	0	0	0	0	1	3	
Totals	39	13	16	13	5	4	27	18	8

Georgia Tech 011 002 010 - 5 10 4
Cal State Fullerton 200 504 20X - 13 16 0

E - Hensley 2(16); Saier (5); Varitek (9). DP - Georgia Tech 2, Oklahoma 1. 2B - Payton (27); Sorrow (9); Hills (28). 3B - Traylor (3). HR - Garciaparra (16); Varitek (17); D. Minor (14); Glass (

2002 College World Series

2002

College World Series Team

Players

Kyle Bakker, LHP
 Brandon Boggs, OF
 Matthew Boggs, 3B
 Brian Burks, RHP
 Jordan Crews, RHP
 Chris Goodman, RHP
 Garrett Groce, IF
 Jake Hall, IF
 Cameron Lane, IF
 Victor Menocal, SS
 Matt Murton, OF
 Davis Myers, IF
 Mike Nickeas, C
 Tyler Parker, C
 Eric Patterson, 2B
 Jason Perry, 1B
 Philip Perry, RHP
 Clifton Remole, 3B
 Wes Rynders, OF
 Kyle Schmidt, RHP
 Jeremy Slayden, OF
 Drew Taylor, LHP
 Nick Wagner, RHP
 Aaron Walker, LHP
 Jeff Watchko, RHP

Coaches

Danny Hall - Head Coach
 Bobby Moranda - Associate Head Coach
 Scott Stricklin - Assistant Coach
 Jon Palmieri - Volunteer Assistant Coach

Support Staff

Steve Tamborra - Strength and Conditioning Coach
 Walter Smith - Trainer
 Sammy Crawford - Manager

With Georgia Tech's emphatic 11-5 victory over Florida Atlantic to win the NCAA Atlanta Super Regional, Kyle Bakker was looking forward to the homecoming he'd always dreamed of. A native of Omaha, Bakker returned to his hometown as part of just the second Georgia Tech team to ever advance to the College World Series. The big man didn't disappoint in his one and only hometown appearance either - shutting out South Carolina through eight innings while recording nine strikeouts to lead Georgia Tech to an 11-0 win in the Yellow Jackets' opening game of the 2002 College World Series. Victor Menocal and Matt Murton recorded four hits apiece to pace Tech's offense, and Brian Burks shut the door on the Gamecocks by recording three outs on just six pitches to end the game.

The Yellow Jackets didn't fare as well two days later, as Clemson jumped on Georgia Tech early with an eight-run explosion in the second inning. Tech would get as close as two runs in the sixth inning, but Matt Henrie held the Yellow Jackets to just one hit over the final 2.1 innings to preserve the Tigers' 9-7 win. Menocal and Jason Perry collected three hits apiece and Murton and Eric Patterson each added two hits in the game as Georgia Tech out-hit the Tigers, 14-9, and played flawless defense, but struggled to drive in runs, leaving a staggering 13 men on base.

Playing out of the loser's bracket two days later, Georgia Tech again faced the Gamecocks but couldn't produce the same results. Timely hitting by the Yellow Jackets, combined with costly errors by the Yellow Jackets, helped South Carolina stake a 9-2 lead through 7.5 innings. Tech answered with a pair of runs in the bottom of the seventh on a two-run home run by Jeremy Slayden, and the Jackets tacked on another run in the bottom of the eighth inning, but the comeback fell short as South Carolina moved on with a 9-5 win.

The 2002 season was one of the finest in school history, as the Yellow Jackets set a new school record with 52 wins while eclipsing the 50-win mark for the fourth time in the program's history. Six Yellow Jackets were selected in the 2002 MLB Draft, including Victor Menocal, who was named to the All-College World Series team after batting a blistering .563 with six runs scored in Omaha.

The Yellow Jackets also finished as a consensus top-10 team for just the third time under head coach Danny Hall, including a No. 5 final ranking by Collegiate Baseball and USA Today while Baseball America ranked Georgia Tech at No. 8.

College World Series Results

Georgia Tech 11, South Carolina 0
 Clemson 9, Georgia Tech 7
 South Carolina 9, Georgia Tech 5



2002 College World Series



Georgia Tech 11, South Carolina 0 June 14, 2002 at Omaha, Neb. (Rosenblatt Stadium)

Georgia Tech	AB	R	H	RBI	BB	SO	PO	A	LOB
Eric Patterson 2b	6	1	1	0	0	3	1	5	2
Victor Menocal ss	6	3	4	1	0	1	1	2	0
Davis Myers ss	0	0	0	0	0	0	0	0	0
Jeremy Slayden rf	4	1	2	1	1	1	0	0	0
Garrett Groce rf	0	0	0	0	0	0	0	0	0
Matt Murton lf	5	2	4	1	0	0	2	0	0
Tyler Parker c	4	0	0	0	0	1	8	1	4
Mike Nickeas c	0	0	0	0	0	0	0	0	0
Jason Perry 1b	3	2	2	2	2	0	10	0	0
Wes Rynders cf	4	2	2	3	0	1	4	0	0
Matthew Boggs 3b	5	0	2	2	0	0	1	0	2
Jake Hall 3b	0	0	0	0	0	0	0	1	0
Brandon Boggs dh	4	0	2	1	0	0	0	0	1
Clifton Remole ph	1	0	0	0	0	1	0	0	0
Kyle Bakker p	0	0	0	0	0	0	0	0	0
Brian Burks p	0	0	0	0	0	0	0	0	0
Totals	42	11	19	11	3	8	27	9	9

South Carolina	AB	R	H	RBI	BB	SO	PO	A	LOB
Drew Meyer ss	4	0	0	0	0	2	4	1	1
Steve Thomas rf	4	0	1	0	0	0	0	1	1
Yaron Peters 1b	4	0	2	0	0	0	6	0	0
Brian Buscher 3b	4	0	1	0	0	0	2	1	0
Garris Gonca lf	3	0	0	0	0	3	0	0	3
Trey Dyson dh	4	0	1	0	0	1	0	0	1
Kevin Melillo 2b	4	0	1	0	0	0	2	2	1
Landon Powell c	3	0	0	0	0	2	7	3	0
Jared Greenwood ph	1	0	0	0	0	0	0	0	0
Jon Coultrange cf	1	0	0	0	1	1	5	0	1
Demetric Smith ph	1	0	0	0	0	0	0	0	0
Tim Seaton cf	0	0	0	0	0	0	0	0	0
Gary Bell p	0	0	0	0	0	0	0	1	0
Aaron Rawl p	0	0	0	0	0	0	0	0	0
Steven Bondurant p	0	0	0	0	0	0	0	0	0
Rocky Evans p	0	0	0	0	0	0	1	0	0
Cliff Donald p	0	0	0	0	0	0	0	0	0
Totals	33	0	6	0	1	9	27	9	8

Georgia Tech 200 150 120 - 11 19 0
South Carolina 000 000 000 - 0 6 2

E - Melillo, K(10); Bell, G(5). 2B - Murton, M. 2(14); Rynders, W(10); Boggs, B(17); Melillo, K(11). 3B - Menocal, V(2). HR - Rynders, W(3). HBP - Parker, T.; Gonca, G. SH - Rynders, W(4). CS - Slayden, J(1)

Georgia Tech	IP	H	R	ER	BB	SO	NP
Kyle Bakker	8.0	6	0	0	1	9	98
Brian Burks	1.0	0	0	0	0	0	6

South Carolina	IP	H	R	ER	BB	SO	NP
Gary Bell	4.0	9	5	5	2	2	90
Aaron Rawl	0.1	2	3	3	1	1	12
Steven Bondurant	2.2	5	1	1	0	0	39
Rocky Evans	1.0	3	2	2	0	2	30
Cliff Donald	1.0	0	0	0	0	3	12

Win - Bakker, K. (13-2). Loss - Bell, G. (10-3). Save - None. WP - Bakker, K(3). HBP - by Bakker, K. (Gonca, G); by Evans, R. (Parker, T.). PB - Powell, I(7). Inherited runners/scored: Rawl, A 2/2; Bondurant, S 2/2. Umpires - HP: Perry Costello 1B: Nick Zibelli 2B: AJ. Lostaglio 3B: Jim Garman Start: 1:10 pm Time: 2:45 Attendance: 24711

Clemson 9, Georgia Tech 7 June 16, 2002 at Omaha, Neb. (Rosenblatt Stadium)

Clemson	AB	R	H	RBI	BB	SO	PO	A	LOB
Zane Green dh	5	0	1	0	0	1	0	0	0
Khalil Greene ss	4	1	0	0	1	0	3	4	0
Jeff Baker 3b	5	1	1	3	0	3	0	3	0
Michael Johnson 1b	3	3	3	2	1	0	6	1	0
Roberto Valiente lf	3	1	2	1	0	1	1	0	1
L.J. DeMaino ph/lf	1	0	0	0	0	0	1	0	0
Jarrod Schmidt rf	3	0	0	0	0	2	2	0	0
Kyle Frank cf	4	1	1	1	0	0	3	0	2
Steve Pyzik c	3	1	0	0	1	0	8	0	0
David Slevin 2b	4	1	1	2	0	1	2	2	0
Tyler Lumsden p	0	0	0	0	0	0	0	0	0
Jeff Hahn p	0	0	0	0	0	0	0	0	0
Matt Henrie p	0	0	0	0	0	0	1	1	0
Totals	35	9	9	9	3	8	27	11	3

Georgia Tech	AB	R	H	RBI	BB	SO	PO	A	LOB
Eric Patterson 2b	4	1	2	1	1	0	1	0	0
Victor Menocal ss	5	1	3	1	1	0	3	1	1
Jeremy Slayden rf	3	0	0	0	1	2	3	1	5
Matt Murton lf	5	1	2	0	0	1	5	0	2
Tyler Parker c	5	1	1	0	0	0	8	0	2
Jason Perry 1b	4	2	3	2	1	0	5	0	0
Wes Rynders cf	5	1	1	0	0	0	1	0	3
Matthew Boggs 3b	5	0	1	0	0	2	1	2	0
Brandon Boggs dh	3	0	1	0	1	2	0	0	0
Clifton Remole ph	1	0	0	0	0	0	0	0	0
Garrett Groce pr	0	0	0	0	0	0	0	0	0
Chris Goodman p	0	0	0	0	0	0	0	0	0
Aaron Walker p	0	0	0	0	0	0	0	0	0
Philip Perry p	0	0	0	0	0	0	0	0	0
Jeff Watchko p	0	0	0	0	0	0	0	0	0
Totals	40	7	14	4	5	7	27	4	13

Clemson 080 000 100 - 9 9 1
Georgia Tech 023 001 100 - 7 14 0

E - Baker (13). DP - Clemson 2. 2B - Baker (12); Johnson 2(19); Valiente (7); Murton, M. 2(16). HR - Johnson; Perry, J(12). HBP - Schmidt; Patterson, E.; Slayden, J. SB - Patterson, E 2 (41); Rynders, W(11).

Clemson	IP	H	R	ER	BB	SO	NP
Tyler Lumsden	3.0	8	5	3	2	4	80
Jeff Hahn	3.2	5	2	2	3	3	62
Matt Henrie	2.1	1	0	0	0	0	25

Georgia Tech	IP	H	R	ER	BB	SO	NP
Chris Goodman	1.2	5	7	7	2	2	53
Aaron Walker	0.0	2	1	1	0	0	6
Philip Perry	6.1	2	1	1	1	6	88
Jeff Watchko	1.0	0	0	0	0	0	8

Win - Hahn (3-0). Loss - Goodman, C. (8-2). Save - Henrie (1). WP - Henrie (6); Walker, A(3). HBP - by Lumsden (Patterson, E); by Lumsden (Slayden, J.); by Perry, P. (Schmidt). BK - Hahn (2). Inherited runners/scored: Henrie 2/0; Walker, A. 1/1; Perry, P. 1/0. Umpires - HP: Jim Garman 1B: John Magnusson 2B: Nick Zibelli 3B: AJ. Lostaglio Start: 4:50 pm Time: 3:00 Attendance: 25581

South Carolina 9, Georgia Tech 5 June 18, 2002 at Omaha, Neb. (Rosenblatt Stadium)

South Carolina	AB	R	H	RBI	BB	SO	PO	A	LOB
Drew Meyer ss	5	3	2	2	0	1	3	5	0
Justin Harris cf/2b	4	1	2	2	0	0	3	2	0
Yaron Peters 1b	3	0	0	0	2	2	11	0	0
Steve Thomas rf	4	1	1	1	0	1	4	0	3
Jon Coultrange cf	1	0	0	0	0	0	0	0	0
Brian Buscher 3b	4	1	1	0	1	2	0	3	2
Garris Gonca lf	4	0	0	0	1	1	2	0	0
Trey Dyson dh	3	1	1	0	1	1	0	0	0
Tim Seaton pr/rf	1	1	0	0	0	1	0	0	1
Landon Powell c	4	0	1	2	0	0	2	0	1
Kevin Melillo 2b	4	1	0	0	0	1	2	2	0
Aaron Rawl p	0	0	0	0	0	0	0	0	0
Totals	37	9	8	7	5	10	27	12	7

Georgia Tech	AB	R	H	RBI	BB	SO	PO	A	LOB
Eric Patterson 2b	5	0	1	0	0	0	4	1	2
Victor Menocal ss	5	2	2	0	0	0	2	3	0
Jeremy Slayden rf	5	1	3	2	0	1	3	0	1
Matt Murton lf	3	1	0	1	0	0	1	0	0
Jason Perry 1b	4	0	1	0	0	0	4	0	1
Tyler Parker c	4	0	1	0	0	1	10	1	0
Matthew Boggs 3b	4	0	2	1	0	0	0	0	1
Wes Rynders cf	4	1	2	0	0	0	3	0	2
Clifton Remole dh	3	0	1	0	0	0	0	0	0
Garrett Groce pr	0	0	0	0	0	0	0	0	0
Brandon Boggs ph	1	0	1	0	0	0	0	0	0
Brian Burks p	0	0	0	0	0	0	0	0	0
Jeff Watchko p	0	0	0	0	0	0	0	0	0
Kyle Schmidt p	0	0	0	0	0	0	0	0	0
Totals	38	5	14	4	0	2	27	5	7

South Carolina 001 400 130 - 9 8 1
Georgia Tech 100 100 021 - 5 14 2

E - Buscher, B(12); Perry, J(5); Boggs, M(23). DP - S. Carolina 3. 2B - Harris, J(17); Dyson, T(14); Parker, T. (19). HR - Harris, J(5); Thomas, S(12); Slayden, J(18). HBP - Harris, J. SF - Murton, M(3). SB - Meyer, D(38); Seaton, T(3); Melillo, K(4).

South Carolina	IP	H	R	ER	BB	SO	NP
Aaron Rawl	9.0	14	5	4	0	2	117

Georgia Tech	IP	H	R	ER	BB	SO	NP
Brian Burks	3.2	5	5	3	2	4	62
Jeff Watchko	4.1	3	4	4	2	5	69
Kyle Schmidt	1.0	0	0	0	1	1	14

Win - Rawl, A. (7-1). Loss - Burks, B. (10-7). Save - None. WP - Rawl, A. (5); Burks, B(7). HBP - by Burks, B. (HARRIS, J.). PB - Parker, T(7). Inherited runners/scored: Watchko, J. 2/0. Pitches/strikes: Rawl, A. 117/85; Burks, B. 62/34; Watchko, J. 69/44; Schmidt, K. 14/7. Umpires - HP: Nick Zibelli 1B: Kevin Dougherty 2B: AJ. Lostaglio 3B: John Magnusson Start: 1:09 pm Time: 2:41 Attendance: 23807



2006 College World Series

2006

College World Series Team

Players

Steven Blackwood, OF
 Wally Crancer, OF
 David Duncan, LHP
 Brad Feltes, 3B
 Michael Fisher, SS
 John Goodman, RHP
 Jason Haniger, C
 Andy Hawranick, C
 Chris Hicks, RHP
 Wes Hodges, 3B
 Chris House, OF
 Michael Hutts, LHP
 Jared Hyatt, RHP
 Lee Hyde, LHP
 Jeff Kindel, OF
 Tim Ladd, LHP
 Luke Murton, OF
 Whit Robbins, 1B
 Brad Rulon, RHP
 Nick Scherer, C
 Ryan Tinkoff, 2B
 Mike Trapani, 2B
 Ryan Turner, LHP
 Matt Wieters, C/RHP
 Blake Wood, RHP

Coaches

Danny Hall - Head Coach
 Bobby Moranda - Associate Head Coach
 Josh Holliday - Assistant Coach
 Bryan Prince - Volunteer Assistant Coach

Support Staff

Tom Kinkelaar - Director of Operations
 Steve Tamborra - Strength and Conditioning Coach
 Walter Smith - Trainer
 Josh Smith - Manager
 Harry Woodworth - Manager



The 2006 season marked Georgia Tech's third trip to Omaha under head coach Danny Hall, and the Yellow Jackets drew an opening-round matchup against a familiar foe, Atlantic Coast Conference champion Clemson. The Yellow Jackets and Tigers were just two of a league-record four ACC teams taking part in the 2006 College World Series, joining Miami and North Carolina in Omaha.

The Yellow Jackets jumped on the Tigers early, scoring three runs in the top of the first inning. Wally Crancer doubled to reach base with one out and scored on a run-scoring single from Matt Wieters. A two-run home run by pitcher-turned-outfielder Jeff Kindel quickly made the score 3-0 in Tech's favor. Meanwhile, junior left-hander Lee Hyde kept Clemson's batters off balance all afternoon, holding the Tigers scoreless through seven innings, but the league champions mounted a comeback in the eighth inning. Clemson scored eight runs in the frame and held on to take the 8-4 win in the opener.

Dropped into the CWS loser's bracket, the Yellow Jackets found themselves matched up against Cal State Fullerton in the tournament's first elimination game on Sunday, June 18. Tech again scored three runs in the first inning, with RBI singles from Kindel and Wes Hodges and a sacrifice fly from Whit Robbins. Blake Wood cruised through the first three innings before yielding runs in both the fourth and fifth. The Titans would take the lead with back-to-back run-scoring hits in the fifth inning to chase Wood, but the Jackets answered with a solo home run from Wieters in the sixth inning to tie the game. The score remained tied until the top of the ninth, when Cal State Fullerton scored two runs on an infield single.

Despite the 0-2 record in Omaha in 2006, the season was special for several reasons. The Yellow Jackets eclipsed the 50-win mark for just the fifth time in history, and fourth under Hall. Tech led the league in runs (8.7 pg), doubles, home runs, RBI, slugging percentage and walks, while seven Yellow Jackets were selected in 2006 MLB Draft, led by second round selection Wes Hodges.

Tech turned in a consensus top-10 season, according to the final national college baseball rankings. Baseball America and USA Today listed the Yellow Jackets' at No. 7, while Collegiate Baseball had Georgia Tech ranked No. 8.

College World Series Results

Clemson 8, Georgia Tech 4
 Cal State Fullerton 7, Georgia Tech 5



2006 College World Series

Clemson 8, Georgia Tech 4 June 16, 2006 at Omaha, Neb. (Rosenblatt Stadium)

Georgia Tech	AB	R	H	RBI	BB	SO	PO	A	LOB
Steven Blackwood cf	4	1	0	0	1	3	1	0	0
Wally Crancer rf	5	1	3	0	0	0	0	0	0
Matt Wieters c	3	1	1	1	0	0	7	0	0
Jeff Kindel lf	4	1	2	2	0	0	4	0	3
Whit Robbins 3b	4	0	0	0	0	1	0	0	1
Luke Murton 1b	4	0	2	0	0	0	8	0	0
Wes Hodges dh	3	0	0	0	1	1	0	0	1
Nick Scherer pr	0	0	0	0	0	0	0	0	0
Mike Trapani 2b	3	0	0	0	1	0	3	4	1
Michael Fisher ss	3	0	0	0	0	0	1	4	1
Lee Hyde p	0	0	0	0	0	0	0	2	0
Brad Rulon p	0	0	0	0	0	0	0	0	0
Ryan Turner p	0	0	0	0	0	0	0	0	0
Jared Hyatt p	0	0	0	0	0	0	0	0	0
Tim Ladd p	0	0	0	0	0	0	0	0	0
Totals	33	4	8	3	3	5	24	10	7

Clemson	AB	R	H	RBI	BB	SO	PO	A	LOB
Herman Demmink dh	3	1	0	0	1	0	0	0	0
John Ingram ph	1	0	1	1	0	0	0	0	0
Brad Chalk cf	4	1	1	0	1	1	0	0	0
Marquez Smith 3b	3	1	1	2	2	1	0	1	0
Tyler Colvin lf	5	1	2	0	0	1	3	0	3
Taylor Harbin 2b	3	1	0	0	1	2	1	4	2
Andy D'Alessio 1b	3	1	2	3	1	0	13	0	0
Stan Widmann ss	3	0	0	0	1	0	3	3	0
D.J. Mitchell rf	4	1	1	0	0	0	2	0	1
Adrian Casanova c	4	1	1	1	0	2	5	0	2
Sean Clark p	0	0	0	0	0	0	0	1	0
Ryan Hinson p	0	0	0	0	0	0	0	0	0
Daniel Moskos p	0	0	0	0	0	0	0	0	0
Totals	33	8	9	7	7	7	27	9	8

Georgia Tech 300 000 100 - 4 8 1
Clemson 000 000 08X - 8 9 0

E - Turner, R. (3). DP - Clemson 2. 2B - Crancer, W. 2 (11); M. Smith (19); Mitchell (3). HR - Kindel, J. (14); D'Alessio (23). HBP - Wieters, M.; Fisher, M. SB - Ingram (1); M. Smith (5).

Georgia Tech	IP	H	R	ER	BB	SO	AB	BF	NP
Lee Hyde	7.0	3	2	2	5	6	24	29	103
Brad Rulon	0.0	1	1	0	0	0	1	1	5
Ryan Turner	0.0	2	3	3	1	0	2	3	18
Jared Hyatt	0.1	2	2	2	0	0	3	3	13
Tim Ladd	0.2	1	0	0	1	1	3	4	23

Clemson	IP	H	R	ER	BB	SO	AB	BF	NP
Sean Clark	6.0	7	4	4	2	3	25	29	94
Ryan Hinson	2.0	1	0	0	1	1	5	6	22
Daniel Moskos	1.0	0	0	0	0	1	3	3	10

Win - Hinson (4-0). Loss - Turner, R. (4-4). Save - None. WP - Ladd, T.(2). HBP - by Clark (Fisher, M.); by Clark (Wieters, M.). PB - Wieters, M.(2). Inherited runners/scored: Rulon, B. 2/2; Turner, R. 1/1; Ladd, T. 1/1; Hinson 2/1. Umpires - HP: Randy Bruns 1B: John Kleis 2B: Paul Guillie 3B: Tony Maners Start: 1:08 pm Time: 2:44 Attendance: 16045

Cal State Fullerton 7, Georgia Tech 5 June 18, 2006 at Omaha, Neb. (Rosenblatt Stadium)

Cal State Fullerton	AB	R	H	RBI	BB	SO	PO	A	LOB
Justin Turner 2b	5	0	1	1	0	2	3	4	1
Blake Davis ss	5	2	2	0	0	1	3	1	2
Brett Pill 1b	5	1	2	0	0	2	7	1	0
Danny Dorn lf	4	2	1	0	1	1	3	0	0
David Cooper dh	4	0	1	0	0	2	0	0	0
Joe Turgeon pr	0	0	0	0	0	0	0	0	0
Cory Vanderhook ph	1	0	1	2	0	0	0	0	0
Brandon Tripp rf/cf	5	1	3	2	0	1	4	0	0
Clark Hardman cf	3	0	1	1	0	0	2	0	0
Matthew Fahey ph	0	0	0	0	1	0	0	0	0
Jared Clark rf	1	0	0	0	0	0	0	0	2
Evan McArthur 3b	4	1	1	0	0	0	1	0	2
John Curtis c	4	0	2	0	0	1	4	1	2
Dustin Miller p	0	0	0	0	0	0	0	0	0
John Estes p	0	0	0	0	0	0	0	0	0
Adam Jorgenson p	0	0	0	0	0	0	0	1	0
Ryan Paul p	0	0	0	0	0	0	0	1	0
Totals	41	7	15	6	2	10	27	9	9

Georgia Tech	AB	R	H	RBI	BB	SO	PO	A	LOB
Steven Blackwood cf	4	0	0	0	0	2	1	0	3
Wally Crancer rf	4	1	0	0	1	0	1	0	1
Matt Wieters c/p	5	2	2	1	0	1	9	0	1
Jeff Kindel lf	3	2	1	1	2	1	2	0	0
Whit Robbins 3b	3	0	0	1	0	0	3	0	0
Luke Murton 1b	3	0	2	0	1	0	7	0	1
Wes Hodges dh	4	0	1	1	0	0	0	0	1
Andy Hawranick c	0	0	0	0	0	0	1	0	0
Mike Trapani 2b	4	0	2	0	0	1	2	2	3
Michael Fisher ss	3	0	1	0	0	0	1	7	0
Blake Wood p	0	0	0	0	0	0	0	1	0
Tim Ladd p	0	0	0	0	0	0	0	0	0
Brad Rulon p	0	0	0	0	0	0	0	0	0
Totals	33	5	9	4	4	5	27	10	10


Cal State Fullerton 000 112 003 - 7 15 1
Georgia Tech 301 000 100 - 5 9 0

E - Pill(7). DP - CSF 1; Georgia Tech 1. 2B - Pill (20); Trapani, M. (12). 3B - Tripp (6). HR - Wieters, M. (15). HBP - Robbins, W.; Murton, L. SH - Blackwood, S (2); Fisher, M. (9). SF - Robbins, W.(4).

Cal State Fullerton	IP	H	R	ER	BB	SO	AB	BF	NP
Dustin Miller	6.0	7	5	4	4	4	24	31	115
John Estes	0.1	1	0	0	0	0	2	2	7
Adam Jorgenson	1.0	1	0	0	0	0	2	3	6
Ryan Paul	1.2	0	0	0	0	1	5	6	26

Georgia Tech	IP	H	R	ER	BB	SO	AB	BF	NP
Blake Wood	5.2	10	4	4	0	5	26	26	97
Tim Ladd	0.1	0	0	0	0	1	1	1	6
Brad Rulon	1.2	1	0	0	0	3	6	6	26
Matt Wieters	1.1	4	3	3	2	1	8	10	38

Win - Paul (3-1). Loss - Wieters, M. (1-3). Save - None. WP - Miller (2). HBP - by Miller (Murton, L.); by Paul (Robbins, W.). BK - Rulon, B.(1). Inherited runners/scored: Estes 1/0; Jorgenson 2/0; Paul 1/0; Ladd, T. 2/0; Wieters, M. 1/0. Pitches/strikes: Miller 115/72; Estes 7/5; Jorgenson 6/6; Paul 26/17; Wood, B. 97/62; Ladd, T. 6/3; Rulon, B. 26/16; Wieters, M. 38/22. Umpires - HP: Paul Guillie 1B: Tony Maners 2B: Randy Bruns 3B: John Kleis Start: 1:08 pm Time: 3:41 Attendance: 18974



Georgia Tech's Major Leaguers

Listed here are 60 major league baseball players whose enrollment at Georgia Tech is documented by records in the Tech alumni and registrar's offices. Not all of them actually played baseball at Tech, and a few were enrolled for no more than one quarter or one semester. This list was compiled with the help of Tech alumnus Richard Musterer and the Society for American Baseball Research. For more information and career major league statistics on these men, consult the Baseball Encyclopedia.

Total Number of Major Leaguers 60
Total in the Majors in 2011 12

Total that played for Head Coach Danny Hall . . 20

<i>Under Hall</i>	<i>At Tech</i>	<i>In Majors</i>
Jason Varitek	1991-94	1997-2011
Nomar Garciaparra	1992-94	1996-2009
Jay Payton	1992-94	1998-2008, '10
Brad Rigby	1992-94	1997-2000
David Elder	1995-97	2002-03
Kris Wilson	1995-97	2000-03, '06
Marlon Byrd	1996	2002-pres
Cory Vance	1998-2000	2002-03
Kevin Cameron	1999-2001	2007-09
Mark Teixeira	1999-2001	2003-pres
Jason Perry	2000-02	2008
Matt Murton	2001-03	2005-09
Brandon Boggs	2002-04	2008-11
Eric Patterson	2002-04	2007-11
Micah Owings	2003-04	2007-pres
Tyler Greene	2003-05	2009-pres
Matt Wieters	2005-07	2009-pres
Mike Nicketas	2002-04	2010-pres
Blake Wood	2004-06	2010-11
Charlie Blackmon	2008	2011-pres

Horace Allen, Brooklyn-N (1919) - Played in four games.

Tom Angley, Chicago-N (1929) - Batted .250 in five games.

Red Barron, Boston-N (1929) - Batted .190 in 10 games in only major league season.

Mike Bell, Atlanta-N (1990-91) - Played 53 games for the Braves, batting an even .200.

Charlie Bishop, Philadelphia-A (1952-54), Kansas City-A (1955) - Had a 10-22 record and a 5.33 ERA in four seasons. Pitched in 69 games, making 37 starts.

Charlie Blackmon, Colorado-N (2011-present) - Made his major league debut June 7, 2011 with the Colorado Rockies and hit .255 in 27 games. Hit .283 with two homers for the Rockies in 2012.

Bud Blemker, Kansas City-A (1960) - Lettered in baseball and basketball at Tech. Pitched in one game in 1960 (1 2/3 innings).

Brandon Boggs, Texas-A (2008-10), Milwaukee-N (2011) - Made his MLB debut April 29, 2008, and played in 101 games in his first season.

Frank Bolick, Montreal-N (1993), Anaheim-A (1998) - Earned spot on roster splitting time between third base and first base for Montreal, picked up by Anaheim in 1997. Played the 1999 season for Chiba Lotte in Japan.

Jung Bong, Atlanta-N (2002-03), Cincinnati-N (2004) - Pitched in 44 games as a Brave in 2003.

Darren Bragg, Seattle-A (1994-95), Boston-A (1996-99), St. Louis-N (1999), Colorado-N (2000), New York-N (2001), New York-A (2001), Atlanta-N (2002-03), San Diego-N (2004), Cincinnati-N (2004) - Made his debut with Seattle during May and June of 1994. Traded to Boston in mid-1996, becoming regular starter in the outfield. Traded to St. Louis in mid-1999, hit .260, then released. Signed with Colorado in 2000, hit .221, then released. Played with the New York Mets and New York Yankees in 2001. Signed with the Atlanta Braves in 2002, and appeared in 213 games over two seasons. Played with San Diego and Cincinnati in 2004. Now a minor league coach.

Kevin Brown, Texas-A (1986-94), Baltimore-A (1995), Florida-N (1996-97), San Diego-N (1998), Los Angeles-N (1999-2003), New York-A (2004-05) - Pitched in the World Series twice, in 1997 with the world champion Florida Marlins and in 1998 with San Diego. No. 7 pick of first round in 1986, first full season in majors was 1989. Tied for the American League lead in victories in 1992 with a 21-11 record. Signed with Baltimore as a free agent in 1995, with the Marlins in 1996, San Diego in 1998 and Los Angeles for 1999. Traded to New York prior to the 2004 season. Led NL in ERA in 1996 while winning 17 games. Pitched his first no-hitter vs. San Francisco at 3-Com Park in 1997. Was an All-Star selection in both leagues.

Marlon Byrd, Philadelphia-N (2002-05), Washington-N (2005-06), Texas-A (2007-09), Chicago-N (2010-12), Boston-A (2012) - Made debut in 2002 with Philadelphia, and played in 10 games. Finished fifth in the 2003 NL Rookie of the Year voting. Traded to Washington in 2005, playing two seasons for the Nationals. Spent 2007-2009 with the Rangers, playing in 377 games in the last three seasons. Had a career season in 2009 hitting 20 home runs while collecting 89 RBI. Traded to Chicago Cubs prior to 2010 season. Batted .293 with 12 HR and 66 RBI, and played in the 2010 MLB All-Star game. Played 119 games for the Cubs in 2011 and hit .276 with 22 doubles. Totalled 47 MLB games between the Cubs and Boston in 2012.

Bill Calhoun, Boston-N (1913) - Played in six games, getting one hit in 13 official at-bats.

Kevin Cameron, San Diego-N (2007-08), Oakland-N (2009) - Made debut in early 2007 and began his Major League career by throwing 17.1 consecutive scoreless innings. Went 2-0 with a 2.79 ERA in 48 relief appearances his rookie season. Picked up by Oakland in 2009. Made 11 appearances out of the bullpen, striking out 15 batters in 18.1 IP with a 3.44 ERA.

Low Carpenter, Washington-A (1943) - Made four relief appearances with no record and a 0.00 ERA.

Bruce Chen, Atlanta-N (1998-2000), Philadelphia-N (2000-01), New York-N (2001-02), Montreal-N (2002), Cincinnati-N (2002), Houston-N (2003), Boston-A (2003), Baltimore-A (2005-06), Texas-A (2007), Kansas City-A (2009-present) - A student at Tech, but did not play for the Yellow Jackets, Chen spent parts of three seasons with the Braves, before being traded to the Phillies in 2000. Traded to the Mets in 2001. Traded to the Expos and then to the Reds in 2002. Spent 2003 with Boston and Houston before joining the Orioles in 2004. Picked up by Texas in 2007. Signed by Kansas City in 2009. On Aug. 6, Chen won his first major league game since 2005. Has been a key starter for the Royals over the last four seasons (2009-2012), compiling 36 wins and a 4.55 ERA.

Doug Creek, St. Louis-N (1995), San Francisco-N (1996-97), Chicago-N (1999), Tampa Bay-A (2000-02), Seattle-A (2002), Toronto (2003), Detroit-A (2005) - Called up in September of 1995 and pitched in middle relief. Traded to San Francisco prior to 1996 season. Traded to White Sox after 1997 season, then played 1998 season in Japan (Hanshin Tigers). Pitched in 140 games with Tampa Bay before being traded to Seattle in 2002. Played with Toronto in 2003. Injured in 2004. Signed with Detroit in 2005.

Ed Crowley, Washington-A (1928) - Played in two games and had one big-league at-bat.

Claud Derrick, Philadelphia-A (1910-12), New York-A (1913), Cincinnati-N/Chicago-N (1914) - Played at Tech one year (1907); career .242 hitter as a utility infielder.

Todd Dunn, Milwaukee-A (1997) - A football player at Tech for one year, batted .229 in 44 games for the Brewers.

David Elder, Cleveland-A (2002-03) - Made debut in 2002, posting a 3.13 ERA in 15 relief appearances.

Nomar Garciaparra, Boston-A (1996-2004), Chicago-N (2004-05), Los Angeles-N (2006-08), Oakland-A (2009) - Called up in September of 1996. Installed as the Red Sox starting shortstop in 1997, earned a spot on the American League All-Star team and was voted AL Rookie of the Year. Hit cleanup for the Red Sox in 1998 with 35 HR and 122 RBI. American League batting champion in both 1999 (.357) and 2000 (.372). All Star in 2000. Traded to Chicago during the 2004 season and signed by Los Angeles in 2006. All Star as a first baseman in 2006 and moved to third base for the Dodgers in 2007. Played 55 games for the Dodgers in 2008, 31 at SS. Signed for one year by Oakland in 2009, playing in 65 games while batting .281. Signed a one-game deal with the Red Sox in 2010, retiring the same day.

Tyler Greene, St. Louis-N (2009-12), Houston-N (2012-present) - Called up by the Cardinals on April 30, 2009. Hit .222 with two home runs and seven RBI in 48 games for St. Louis. Had 23 hits in 44 games with the Cardinals in 2010. Played 58 games for the Cards in 2011 and hit .212. Traded to Houston midway through 2012 and hit .246 with seven homers in 29 games with the Astros that year.

Jim Hearn, St. Louis-N (1947-50), New York-N (1950-56), Philadelphia-N (1957-59) - Posted 109-89 record and a 3.81 ERA in 13 seasons. Led NL in ERA (2.49) and shutouts (5) in 1950. Won game three of 1951 World Series, pitching 8 2/3 innings. Had 63 complete games in his career.

Weldon Henley, Philadelphia-A (1903-05), Brooklyn-N (1907) - Had 32-43 record and a 2.94 ERA in four seasons. Pitched no-hitter vs. St. Louis on July 22, 1905. Had 61 complete games in 81 career starts.

Riccardo Ingram, Detroit-A (1994), Minnesota-A (1995) - After six seasons in the minors, received call from Detroit in July and August of 1994. Minnesota acquired him in the off-season; Ingram made Twins debut July 19, 1995. Now a minor league coach.

Michael Jerzembeck, New York-A (1998) - September call-up by the Yankees. Surrendered HR to Jason Varitek in his first start. On disabled list in 1999.

Dick Jones, Washington-A (1926-27) - Pitched in six games and posted a 2-1 record with a 6.66 ERA.

Scott Jordan, Cleveland-A (1988) - A September call-up by the Indians in 1988, he was traded to the Astros and played most of the 1989 season at class AA Columbus.

Final 2012 Major League Statistics

<i>Batters</i>	BA	SLG	G	AB	R	H	2B	3B	HR	RBI	BB	SO	SB
Charlie Blackmon	.283	.407	42	113	15	32	8	0	2	9	4	17	1
Marlon Byrd	.210	.245	47	143	10	30	2	0	1	9	5	31	0
Tyler Greene	.230	.400	116	305	34	70	15	2	11	30	19	95	12
Mike Nicketas	.174	.229	47	109	8	19	3	0	1	13	8	27	0
Mark Teixeira	.251	.475	123	451	66	113	27	1	24	84	54	83	2
Matt Wieters	.249	.435	144	526	67	131	27	1	23	83	60	112	3
<i>Pitchers</i>	W-L	ERA	G-GS	SV	IP	H	R	ER	HR	BB	SO		
Bruce Chen	11-14	5.07	34-34	0	191.2	215	114	108	33	47	149		
Micah Owings	0-2	2.79	6-0	0	9.2	8	4	3	1	5	7		

Georgia Tech's Major Leaguers



Ed Lafitte, Detroit-A (1909-12), Brooklyn-F (1914-15), Buffalo-F (1915) - Had 35-36 career record and 3.34 ERA in five seasons. Completed 47 of his 75 career starts. Pitched no-hitter against Kansas City on September 19, 1914. Also batted .220 in his career.

Russ Lyon, Cleveland-A (1944) - Played in seven games and had two hits in 11 official at-bats.

Marty Marion, St. Louis-N (1940-1950), St. Louis-A (1952-53) - Batted .263 in 13-year major league career, and had a .231 average in 23 World Series games. Played 1,555 of his 1,572 big-league games at shortstop. Also managed from 1951-56.

Erskine Mayer, Philadelphia-N (1912-18), Pittsburgh-N (1918-19), Chicago-A (1919) - Posted 91-70 career record and a 2.96 ERA in eight seasons. Started two games in 1915 World Series, one a complete-game loss. Pitched the ninth inning of game five of 1919 Series for the infamous Chicago "Black Sox," his final major league appearance.

Sam Mayer, Washington-A (1915) - Hit .241 in 11 games for the Nationals

Tom McMillan, Brooklyn-N (1908-10), Cincinnati-N (1910), New York-A (1912) - Batted .209 in four seasons, stole 45 bases in 297 games.

Scrappy Moore, St. Louis-A (1917) - Played in four games

Matt Murton, Chicago-N (2005-08), Oakland-A (2008), Colorado-N (2009) - Made debut with the Cubs in 2005 and hit .321 in 51 games. Started 122 games in 2006. Played in 94 games for the Cubs in 2007 and 19 in 2008 before being traded to Oakland. Traded to Rockies on Feb. 4, 2009 where he played in 29 games.

David Newhan, San Diego (1999-2000), Philadelphia-N (2000-01), Baltimore-A (2004-06), New York-N (2007), Houston-N (2008) - Made debut with Padres in 1999; signed by Philadelphia midway through 2000 season. Signed by Baltimore in 2004. Played in 56 games for the Mets in 2007. Signed by the Astros in 2008 and played in 64 games in Houston.

Mike Nickeas, New York-N (2010-12), Toronto-A (2013-present) - Called-up by the Mets on September 4, 2010. Played in five games and had two hits in 10 at-bats. Played 21 games for the Mets in 2011, and played in 47 games in 2012. Was traded to Toronto following 2012.

Micah Owings, Arizona-N (2007-08), Cincinnati-N (2008-10), Arizona-N (2011), San Diego-N (2012) - Made 27 starts in his rookie season, going 8-8 in 152.2 innings of work. Played in 35 games for the Diamondbacks in 2008 before being traded to Cincinnati midseason. Started 19 games for the Reds in 2009 posting a 7-12 record with a 5.34 ERA. Appeared in 33 games (four starts) and was 8-0 for NL West champion Arizona in 2011. Finished 2011 with a 3.57 ERA in 63 innings. Was traded to the Padres in 2012, going 0-2 with a 2.79 ERA.

Joe Palmisano, Philadelphia-A (1931) - Batted .227 in 19 games.

Eric Patterson, Chicago-N (2007-08), Oakland-A (2008-10), Boston-A (2010), San Diego-N (2011) - Called up from Triple-A by the Cubs multiple times in 2008, playing in 13 games, before being traded to Oakland midseason. Hit .287 with a home run and 11 RBI in 39 games in 2009. Traded to Boston after 45 games with Oakland in 2010. Batted .226 with six homers and 16 RBI in 45 games with the Red Sox. Played 47 games and hit .180 for the Padres in 2011.

Jay Payton, New York-N (1998-2002), Colorado-N (2002-03), San Diego-N (2004), Boston-A (2005), Oakland-A (2005-06), Baltimore-A (2007-08) - September call-up by the Mets twice. Became everyday starter in center field in 2000 and played in World Series. Traded to Colorado in July, 2002, and hit .335 in 47 games. Signed by San Diego in 2004. Signed by Boston in 2005, and traded to Oakland during the season. Started 116 games for the Orioles in 2007 and played in 127 games in 2008.

Jason Perry, Atlanta-N (2008) - Called up July 4, 2008, and played in four games for the Braves.

Marc Pisciotta, Chicago-N (1997-99), Kansas City (1999) - Called up in June, 1997, and earned a win in his first relief appearance.

Jim Poole, Los Angeles-N (1990), Texas-A (1991), Baltimore-A (1991-94), Cleveland-A (1995), San Francisco-N (1996-98), Cleveland-A (1998-99), Philadelphia-A (1999), Detroit-A (2000), Montreal-N (2000) - Struck out Tony Gwynn in 1990 debut with LA. Waived by Baltimore following 1994 season, signed with Cleveland, pitching for Indians in 1995 and part of 1996 before being traded to San Francisco. Giants waived him in 1998, picked up by Cleveland to finish season. Pitched for Philadelphia in 1999, and played with Detroit and Montreal in 2000. Allowed a David Justice home run in game 6 of 1995 the World Series with the Indians.

Del Pratt, St. Louis-A (1912-17), New York-A (1918-20), Boston-A (1921-22), Detroit-A (1923-24) - Second baseman who batted .292 with 966 RBI in 13 major league seasons. Hit .302 in his rookie year and finished his career with five consecutive .300 seasons, including a career-best .324 with Boston in 1921. Never played in fewer than 101 games in any season.

Bobby Reeves, Washington-A (1926-28), Boston-A (1929-31) - Batted .252 in 502 games, career-high 66 runs scored in 1929. Pitched in one game in 1931.

Brad Rigby, Oakland-A (1997-99), Kansas City-A (1999-2000), Montreal-N (2000) - Called up from Edmonton to make his major league debut June 28 vs. Texas, posting a 1-7 record and a 4.87 ERA. Traded to Kansas City mid-season 1999, went 4-6 overall. Traded to Montreal mid-season 2000, and appeared in 10 games overall.

Bill Strickland, St. Louis-A (1937) - Pitched in nine games (21 1/3 innings) with no record and a 5.91 ERA.

Mark Teixeira, Texas-A (2003-07), Atlanta-N (2007-08), Los Angeles-A (2008), New York-A (2009-present) - Made Major League debut in 2003, and finished fourth in the AL Rookie of the Year voting. Won Silver Slugger award as American League's top offensive first baseman in 2004 and 2005. Earned American League Golden Glove award as top defensive first baseman in 2005 and 2006. Named to 2005 AL All-Star team. Set MLB record for most RBI by a switch-hitter (144) in 2005. Traded to Atlanta halfway through the 2007 season; hit .317 with 17 HR, 56 RBI in 54 games with the Braves. Played in 103 games in Atlanta before being traded to the Los Angeles Angels of Anaheim in 2008. Hit .358 with 13 home runs in 54 games in LA. Traded to the Yankees in December of 2008. Hit .292 with 39 home runs and 122 RBI for the 2009 World Series Champions. Named AL All-Star and Silver Slugger award winner in 2009. Hit 39 homers (third in AL) and drove in 111 runs (fourth in AL) in 2011. Played in 123 games with 24 homers and 84 RBI in 2012 and won his fifth career Gold Glove.

Bob Tillman, Boston-A (1962-67), New York-A (1967), Atlanta-N (1968-70) - Batted .232 in nine big-league seasons, with season-high .278 in 1964 as a catcher for the Red Sox. Was a member of the Atlanta Braves 1969 NL West champions.

Cory Vance, Colorado-N (2002-03) - September call up in 2002 and pitched in two games, including one start. Made nine appearances in 2003.

Jason Varitek, Boston-A (1997-10) - Traded from Seattle to Boston in 1997, was a September call-up. Made the club full-time in 1998, became the No. 1 catcher in 1999, hitting .269 with 20 HR. Hit .273 with 25 HR in 2003 and was an AL All-Star. Led Boston to the World Series title in 2004. Named Red Sox team captain in 2005. Named to AL All-Star team and earned the Silver Slugger award in 2005. Helped Boston to the 2007 World Series title. Named an AL All-Star in 2008. Played 68 games for Boston in 2011 and hit .221.

Frank Waddey, St. Louis-A (1931) - Batted .273 in 14 games in his only season.

Matt Wieters, Baltimore-A (2009-present) - Made his MLB debut for the Orioles on May 29, 2009 against the Detroit Tigers. Hit .288 with 15 doubles, nine home runs and 43 RBI while starting 96 games behind the plate. Played first full year with Orioles in 2010, batting .249 with 11 homers and 55 RBI in 130 games. Had a breakout third season as Baltimore's starting catcher, winning a Fielding Bible Award and a Gold Glove as the best defensive catcher in MLB, and American League, respectively. Hit .262 with 22 homers in 139 games in 2012. Was a repeat Gold Glove winner and All-Star in 2012 after hitting .249 with 23 homers.

Kris Wilson, Kansas City-A (2000-03), New York-A (2006) - Late season call-up in 2000, posted a 4.19 ERA in 34.1 innings. Made 29 appearances in 2003. Called up by New York in 2006 and made five appearances.

Blake Wood, Kansas City-A (2010-11) - Made debut with the Royals on May 12, 2010. Posted a 5.07 ERA, and a 1-3 record in 51 relief appearances (49.2 IP). Went 5-3 for the Royals with a 3.75 ERA in 55 relief appearances.

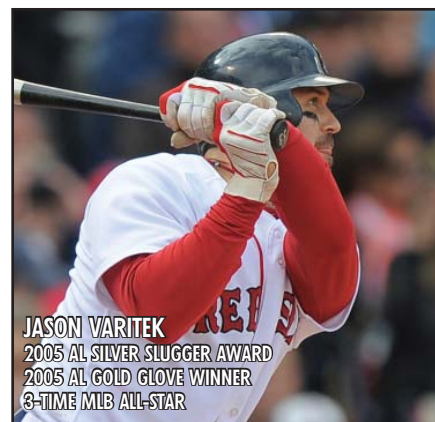
Whit Wyatt, Detroit-A (1929-33), Chicago-A (1933-36), Cleveland-A (1937), Brooklyn-N (1939-44), Philadelphia-N (1945) - Won 106 games, including 17 shutouts, and lost 95 in 16-year career. In 1941, he tied for league lead in wins (22) and shutouts (7) as the Dodgers won the pennant. Pitched two complete games and earned the team's only victory in '41 World Series against the New York Yankees.



MATT WIETERS
2-TIME AL GOLD GLOVE WINNER
2-TIME MLB ALL-STAR




MARK TEIXEIRA
3-TIME SILVER SLUGGER AWARD
5-TIME GOLD GLOVE WINNER
2-TIME MLB ALL-STAR



JASON VARITEK
2005 AL SILVER SLUGGER AWARD
2005 AL GOLD GLOVE WINNER
3-TIME MLB ALL-STAR

Yellow Jackets in the Pros

Player, Pos.	Year Signed
Jimmy Adams, OF	1965
Chicago Cubs	
Lane Akers, SS	1957
Kansas City Athletics	
Jon Anderson, C	1990
California Angels	
Tom Angley, C	1929
Chicago Cubs	
Luke Bard, P	2012
Minnesota Twins	
Tucker Barr, C	1996
Houston Astros	
Red Barron, OF	1929
Boston Braves	
Jason Basil, C-OF	2001
Oakland Athletics	
Jerry Bass, P	1977
Los Angeles Dodgers	
Mike Bell, 1B	1990
Atlanta Braves	
Brett Binkley, P	1993
Los Angeles Dodgers, Atlanta Braves	
Charlie Bishop, P	1952
Philadelphia Athletics	
Charlie Blackmon, OF	2008
Colorado Rockies	
Bud Blemker, P	1959
Kansas City Athletics	
Brandon Boggs, OF	2004
Texas Rangers, Milwaukee Brewers	
Frank Bolick, 3B	1987
Milwaukee Brewers, Seattle Mariners, Montreal Expos, Pittsburgh Pirates, Colorado Rockies, Anaheim Angels, Chiba Lotte Marines	
Brannon Bonifay, 3B	1971
Atlanta Braves	
Cam Bonifay, 1B	1974
St. Louis Cardinals	
Kenny Bonifay, 1B-OF	1991
Pittsburgh Pirates	
Jed Bradley, LHP	2011
Milwaukee Brewers	
Darren Bragg, OF	1991
Seattle Mariners, Boston Red Sox, St. Louis Cardinals, Colorado Rockies, New York Mets, New York Yankees, Atlanta Braves, San Diego Padres, Cincinnati Reds	
Kevin Brown, P	1986
Texas Rangers, Baltimore Orioles, Miami Marlins, San Diego Padres, Los Angeles Dodgers, New York Yankees	
Andy Bruce, 3B	1991
St. Louis Cardinals	



(From L-R): **DARREN BRAGG** ended his playing career in Cincinnati and has most recently served as the hitting coach for the Reds' Single-A Dayton Dragons. **WALLY CRANCER** was one of two Yellow Jackets selected by the Orioles in the 2007 Major League Baseball draft and played for the Delmarva Shorebirds in 2008. **MICHAEL FISHER**, a sixth-round selection by the Atlanta Braves in 2007, played for the Single-A Rome Braves in 2008.

Corlis Buchanan	1910	Atlanta Crackers
Brian Burks, P	2004	San Diego Padres
Chase Burnett, OF	2010	Cleveland Indians
Eddie Burns, P	2008	Cleveland Indians
Brad Busbin, P	2002	Anaheim Angels
Scott Byers, 1B	1996	California Angels
Anthony Byrd, OF	1992	Minnesota Twins
Marlon Byrd, OF	1999	Philadelphia Phillies, Washington Nationals, Texas Rangers, Chicago Cubs
Pete Caldwell, 3B	1966	Atlanta Braves
Bill Calhoun, 1B	1912	Macon Peaches, Boston Braves
Kevin Cameron, P	2001	Minnesota Twins, San Diego Padres
Lew Carpenter, P	1943	Washington Senators
Randy Carroll, 2B	1966	Cleveland Indians
Bruce Chen, P	1993	Atlanta Braves, Philadelphia Phillies, New York Mets, Montreal Expos, Cincinnati Reds, Houston Astros, Boston Red Sox, Baltimore Orioles, Toronto Blue Jays, Texas Rangers, Kansas City Royals
Paul Cobb, OF-1B	1906	St. Louis Browns
Brent Colson, P	1992	Los Angeles Dodgers
Wally Crancer, OF	2007	Baltimore Orioles
Doug Creek, P	1991	St. Louis Cardinals, San Francisco Giants, Chicago Cubs, Tampa Bay Devil Rays, Seattle Mariners, Toronto Blue Jays, St. Louis Cardinals, Detroit Tigers
Jordan Crews, P	2005	Chicago Cubs
Butch Crook, P	1966	Houston Astros
Chuck Crowder, P	1999	Colorado Rockies
Ed Crowley, 3B	1928	Washington Senators
Brandon Crompton, P	2010	Pittsburgh Pirates
Jake Davies, 1B	2012	Boston Red Sox
Derek Dietrich, SS	2010	Tampa Bay, Miami Marlins
Claud Derrick, INF	1910	Philadelphia Athletics, New York Giants, Cincinnati Reds, Chicago Cubs
Bobby Dews, SS	1960	St. Louis Cardinals
Stephen Donaghey, P	1999	Cleveland Indians
Sam Drake, P	1989	Milwaukee Brewers
David Duncan, P	2008	Houston Astros
Geoff Duncan, P	1996	Miami Marlins
Todd Dunn, OF	1989	Milwaukee Brewers
David Elder, P	1997	Texas Rangers, Cleveland Indians, Atlanta Braves, New York Yankees, Kansas City Royals
Larry Elliott, SS	1972	Detroit Tigers
Scott Erwin, P	1989	Oakland Athletics
Jacob Esch, OF	2011	Miami Marlins
Mark Fischer, OF	1997	Boston Red Sox
Michael Fisher, SS	2007	Atlanta Braves, New York Mets
Carlton Fleming, 2B	1992	New York Yankees, St. Louis Cardinals, St. Paul Saints
Keith Fleming, P	1986	Milwaukee Brewers
Mike Fowler, OF	1987	Atlanta Braves
Nomar Garciaparra, SS-3B	1994	Boston Red Sox, Chicago Cubs, Los Angeles Dodgers, Oakland Athletics
Pete Geist, SS-P	1985	Los Angeles Dodgers, Toronto Blue Jays
John Gher, OF-P	1962	Cleveland Indians
Al Gogolin, P	1994	Oakland Athletics
Chris Goodman, P	2003	Kansas City Royals, Boston Red Sox
Steve Green, OF	1987	Los Angeles Dodgers, Detroit Tigers
Tom Green, OF	1990	Pittsburgh Pirates
Tyler Greene, SS	2005	St. Louis Cardinals
Ty Griffin, 2B	1988	Chicago Cubs, Cincinnati Reds, St. Louis Cardinals
Garrett Groce, OF	2005	Tampa Bay Devil Rays
Tim Gustafson, P	2006	Atlanta Braves, Cincinnati Reds
Kevin Guyette, P	2005	Boston Red Sox
Gary Hardie, SS	1979	New York Mets
Jim Hearn, P	1947	St. Louis Cardinals, New York Giants, Philadelphia Phillies
Weldon Henley, P	1901	Philadelphia Athletics
Chris Hicks, P	2008	Houston Astros
Wes Hodges, IF	2006	Cleveland Indians, San Francisco Giants
Heath Honeycutt, INF	1998	Miami Marlins, Arizona Diamondbacks, Cincinnati Reds



The Yellow Jackets had two players selected in the first five rounds of the 2008 MLB Draft - outfielder **CHARLIE BLACKMON** (left) and pitcher **DAVID DUNCAN**.

Yellow Jackets in the Pros

Jay Hood, SS 1998	<i>Anaheim Angels</i>
John Horn, P 1985	<i>Chicago Cubs</i>
Mike Hostetler, P 1991	<i>Atlanta Braves</i>
Jared Hyatt, P 2007	<i>Texas Rangers</i>
Lee Hyde, P 2006	<i>Atlanta Braves, Washington Nationals, New York Yankees</i>
Riccardo Ingram, OF 1988	<i>Detroit Tigers, Minnesota Twins</i>
Jim Ison 1910	<i>Richmond</i>
Kevin Jacob, RHP 2011	<i>St. Louis Cardinals</i>
Michael Jerzembek, P 1992	<i>New York Yankees, Minnesota Twins</i>
Reggie Johnson, UT 1992	<i>Los Angeles Dodgers</i>
Dick Jones, P 1926	<i>Washington Senators</i>
Scott Jordan, OF 1985	<i>Cleveland Indians, Houston Astros</i>
Steve Kelly, P 2001	<i>Cincinnati Reds, Somerset Patriots</i>
Jeff Kindel, OF 2006	<i>Colorado Rockies</i>
Bert Kizer, 1B 1977	<i>New York Mets</i>
Andrew Kown, P 2004	<i>Detroit Tigers, Washington Nationals, San Francisco Giants</i>
Dan Kyslinger, P 1992	<i>Miami Marlins</i>
Tim Ladd, P 2007	<i>Atlanta Braves</i>
Ed LaFitte, P 1907	<i>Detroit Tigers</i>
J.A. LaFitte, C 1909	<i>Macon Peaches</i>
Adam Leggett, 2B 1997	<i>Anaheim Angels</i>
Cole Leonida, C 2010	<i>Washington Nationals</i>
Richard Lewis, 2B 2001	<i>Atlanta Braves, Chicago Cubs, Kansas City Royals</i>
Rick Lockwood, 3B 1983	<i>Baltimore Orioles, New York Mets, Toronto Blue Jays, St. Louis Cardinals, Chicago Cubs</i>

Matt Lorenzo, P 2003	<i>Texas Rangers, Atlanta Braves, Pittsburgh Pirates</i>
Russ Lyon, C 1944	<i>Cleveland Indians</i>
Marty Marion, SS 1940	<i>St. Louis Cardinals, St. Louis Browns</i>
Erskine Mayer, P 1912	<i>Philadelphia Phillies</i>
Sam Mayer, OF 1915	<i>Washington Nationals</i>
Walt McConnell, 3B 1985	<i>Los Angeles Dodgers</i>
Terry McCormick, P 1998	<i>Tampa Bay Devil Rays</i>
Deck McGuire, P 2010	<i>Toronto Blue Jays</i>
Tommy McMillan, SS 1906	<i>Baton Rouge, Brooklyn Dodgers</i>
Eric McQueen, C 1999	<i>Colorado Rockies</i>
Victor Menocal, P 2002	<i>Philadelphia Phillies</i>
Andy Mitchell, P 2001	<i>Baltimore Orioles</i>
Jeff Mons, C 1987	<i>Los Angeles Dodgers</i>
Chris Morgan, OF 1984	<i>Detroit Tigers</i>
Luke Murton, OF 2009	<i>New York Yankees</i>
Matt Murton, OF 2003	<i>Boston Red Sox, Chicago Cubs, Oakland Athletics, Colorado Rockies</i>
Jason Neighborgall, P 2005	<i>Arizona Diamondbacks</i>
David Newhan, 1B-OF 1993	<i>Oakland Athletics, San Diego Padres, Philadelphia Phillies, Colorado Rockies, Texas Rangers, Baltimore Orioles, New York Mets, Houston Astros</i>
Gary Newsom, 2B 1982	<i>Los Angeles Dodgers, Atlanta Braves</i>
Thomas Nichols, 3B/C 2010	<i>Los Angeles Angels</i>
Mike Nickeas, C 2004	<i>Texas Rangers, New York Mets, Toronto Blue Jays</i>
Micha Owings, P 2005	<i>Arizona Diamondbacks, Cincinnati Reds, San Diego Padres</i>
Joe Palmisano, C 1925	<i>Philadelphia Athletics</i>

Billy Parham, P 1988	<i>Los Angeles Dodgers</i>
Tyler Parker, C 2002	<i>St. Louis Cardinals</i>
Rhett Parrott, P 2001	<i>St. Louis Cardinals</i>
Eric Patterson, 2B 2004	<i>Chicago Cubs, Oakland Athletics, Boston Red Sox, San Diego Padres, Detroit Tigers</i>
Danny Payne, OF 2007	<i>San Diego Padres</i>
Jay Payton, OF 1994	<i>New York Mets, Colorado Rockies, San Diego Padres, Boston Red Sox, Oakland Athletics, Baltimore Orioles</i>
Jason Perry, OF 2002	<i>Toronto Blue Jays, Oakland Athletics, Detroit Tigers, Atlanta Braves, Tampa Bay Rays</i>
Marc Pisciotta, P 1991	<i>Pittsburgh Pirates, Chicago Cubs, Atlanta Braves, Cleveland Indians</i>
Tony Plagman, 1B 2010	<i>Detroit Tigers</i>
Jim Poole, P 1988	<i>Los Angeles Dodgers, Texas Rangers, Baltimore Orioles, Cleveland Indians, San Francisco Giants, Philadelphia Phillies, Detroit Tigers, Montreal Expos</i>
Mark Pope, P 2011	<i>San Diego Padres</i>
Scott Prather, P 1998	<i>St. Louis Cardinals</i>
Del Pratt, 2B 1912	<i>St. Louis Browns, New York Yankees, Boston Red Sox, Detroit Tigers</i>
Bryan Prince, C 2001	<i>Cincinnati Reds</i>
H.F. Reagin, C 1974	<i>Atlanta Braves</i>
Bobby Reeves, P 1926	<i>Washington Senators, Boston Red Sox</i>
Clifton Remole, OF-1B 2004	<i>Anaheim/Los Angeles Angels</i>
Brad Rigby, P 1994	<i>Oakland Athletics, Kansas City Royals, Montreal Expos, Houston Astros</i>
Ryan Ritter, 2B 1995	<i>Milwaukee Brewers</i>
Whit Robbins, IF 2006	<i>Minnesota Twins</i>
Andrew Robinson, P 2010	<i>Houston Astros</i>
Ronnie Robinson, P 2003	<i>San Diego Padres</i>
Stu Rogers, P 1984	<i>Texas Rangers</i>
Jeff Rowland, OF 2010	<i>Detroit Tigers</i>
Brad Rulon 2008	<i>New York Yankees</i>
Wes Rynders, P 2004	<i>Washington Wild Things</i>
Brian Sager, P 2001	<i>Chicago White Sox</i>
Matt Saier, P 1995	<i>Kansas City Royals</i>
Kyle Schmidt, P 2005	<i>Baltimore Orioles</i>
Todd Shiver, P 1987	<i>Milwaukee Brewers</i>
Matt Skole, IF 2011	<i>Washington Nationals</i>

Jeremy Slayden, OF 2005	<i>Philadelphia Phillies</i>
Michael Sorrow, INF 1996	<i>San Francisco Giants</i>
Mike Sorrow, P 1972	<i>New York Yankees</i>
John Stewart, P 1986	<i>Atlanta Braves</i>
Brad Stockton, OF 2001	<i>Texas Rangers</i>
Bill Strickland, P 1937	<i>St. Louis Browns</i>
Mark Teixeira, 3B 2001	<i>Texas Rangers, Atlanta Braves, Los Angeles Angels, New York Yankees</i>
Rich Thieme, P 1997	<i>Atlanta Braves</i>
J.J. Thomas, 1B 1997	<i>Houston Astros</i>
Tommy Thompson, 1B 1981	<i>Kansas City Royals</i>
Bob Tillman, C 1962	<i>Boston Red Sox, Atlanta Braves</i>
Ted Tomasovich, OF 1968	<i>Cincinnati Reds</i>
Mike Trapani, 2B 2006	<i>Detroit Tigers</i>
Ryan Turner, P 2007	<i>Texas Rangers</i>
Cory Vance, P 2000	<i>Colorado Rockies, Texas Rangers</i>
Jason Varitek, C 1995	<i>Seattle Mariners, Boston Red Sox</i>
Zach Von Tersch, P 2009	<i>New York Mets</i>
Frank Waddey, OF 1931	<i>St. Louis Browns</i>
Nick Wagner, P 2004	<i>Tampa Bay Devil Rays</i>
Aaron Walker, P 2004	<i>Tampa Bay Devil Rays</i>
Jeff Watchko, P 2003	<i>Colorado Rockies</i>
K.G. White, OF 1988	<i>Los Angeles Dodgers</i>
Matt Wieters, C 2007	<i>Baltimore Orioles</i>
Kris Wilson, P 1997	<i>Kansas City Royals, Boston Red Sox, New York Yankees</i>
Michael Wolff, OF 1992	<i>California Angels, Oakland Athletics</i>
Blake Wood, P 2006	<i>Kansas City Royals</i>
Sam Woodward 1906	<i>Baton Rouge</i>
Jase Wrigley, P 1998	<i>Colorado Rockies</i>
Whit Wyatt, P 1929	<i>Detroit Tigers, Chicago White Sox, Cleveland Indians, Brooklyn Dodgers, Philadelphia Athletics</i>
L.J. Yankosky, P 1998	<i>Atlanta Braves</i>
Simon Young, P 1999	<i>Cleveland Indians</i>

NOTE: Originally signed with first organization listed



DANNY PAYNE (left) made his professional debut with the Eugene Emeralds in June, 2007. JEREMY SLAYDEN (right) was a member of the Phillies' Double-A ball club in Reading in 2011.



Tech in the Draft

Georgia Tech Draft Picks By the Numbers

(Totals do not include those drafted out of high school that enroll at Tech)

BY ROUND

First Round Selections10

Player	Year	Overall Pick
Kevin Brown	1986	7th
Ty Griffin	1988	4th
Jason Varitek	1993#	21st
Jason Varitek	1994	14th
Nomar Garciaparra	1994	12th
Mark Teixeira	2001	5th
Tyler Greene	2005	30th
Matt Wieters	2007	5th
Deck McGuire	2010	11th
Jed Bradley	2011	15th

Supplemental First Round Six

Player	Year	Overall Pick
Jay Payton	1994	29th
Mark Fischer	1997	35th
Richard Lewis	2001	40th
Matt Murtin	2003	32nd
Danny Payne	2007	64th
Luke Bard	2012	42nd

Second Round Selections. Six

Player	Year
Butch Crook	1966
Ted Tomasovich	1969
Brad Rigby	1994
Wes Hodges	2006
Charlie Blackmon	2008
Derek Dietrich	2010

Top Five Rounds.50

Top 10 Rounds77

Total number of Tech players drafted152

Total draft selections in Tech history177

High School draftees that chose to attend Tech. .68

UNDER DANNY HALL

First Round Selections	Seven
Supplemental First Round Selections	Six
Second Round Selections	Four
Top Five Rounds	34
Top 10 Rounds	47
Total number of players drafted	101
Total number of draft selections	113
High School draftees that chose to attend Tech	47

BY YEAR

1965	1	1991	6
1966	2	1992	5
1967	1	1993	2
1968	1	1994	7
1969	1	1995	2
1970-72	None	1996	5
1973	1	1997	7
1974	1	1998	6
1975-76	None	1999	3
1977	2	2000	1
1978	None	2001	9
1979	1	2002	6
1980	None	2003	4
1981	2	2004	10
1982	2	2005	5
1983	3	2006	7
1984	2	2007	10
1985	6	2008	7
1986	4	2009	4
1987	6	2010	10
1988	4	2011	5
1989	5	2012	5
1990	6		



Player	Year	Organization	*Round
Robert Aaron, rhp	1996	Cleveland Indians+	36
Jon Anderson, c	1988	California Angels+	44
	1989	California Angels#	48
Kyle Bakker, lhp	2000	Philadelphia Phillies+	37
	2003	Atlanta Braves	20
Luke Bard, rhp	2009	Boston Red Sox+	16
	2012	Minnesota Twins	*1
Tucker Barr, c	1993	Oakland Athletics+	3
	1996	Houston Astros	5
Jason Basil, c	1997	Cleveland Indians+	32
	2001	Oakland Athletics	15
Jerry Bass, rhp	1977	Los Angeles Dodgers	14
Brett Binkley, lhp	1993	Los Angeles Dodgers	14
Charlie Blackmon, of	2004	Florida Marlins+	28
	2005	Boston Red Sox+	20
	2008	Colorado Rockies	2
Steven Blackwood, of	2005	St. Louis Cardinals#	26
W.J. Blane, 1b	1967	Baltimore Orioles	36
Brandon Boggs, of	2001	New York Yankees+	50
	2004	Texas Rangers	4
Frank Bolick, 3b	1985	Montreal Expos+	23
	1987	Milwaukee Brewers	9
Kenny Bonifay, inf	1991	Pittsburgh Pirates	47
Jed Bradley, lhp	2011	Milwaukee Brewers	1
Darren Bragg, of	1991	Seattle Mariners	20
Kevin Brown, rhp	1986	Texas Rangers	1
Andy Bruce, 3b	1990	Oakland Athletics#	8
	1991	St. Louis Cardinals	4
Brian Burks, rhp	2004	San Diego Padres	25
Eddie Burns, lhp	2007	Atlanta Braves+	16
	2008	Cleveland Indians	39
Chase Burnette, OF	2010	Cleveland Indians	18
Brad Busbin, rhp	1998	Houston Astros+	3
Scott Byers, 1b	1996	California Angels	21
Anthony Byrd, of	1992	Minnesota Twins	11
Kevin Cameron, rhp	1998	Chicago White Sox+	42
	2001	Minnesota Twins	13
Randy Carroll, 2b	1965	Chicago White Sox	18
	1966	Cleveland Indians	6
Brent Colson, lhp	1992	Los Angeles Dodgers	12
Wally Crancer, of	2007	Baltimore Orioles	12
Doug Creek, lhp	1990	California Angels#	5
	1991	St. Louis Cardinals	7
Butch Crook, lhp	1966	Houston Astros	2
Jon Crosby, rhp	2002	Arizona Diamondbacks+	45
Chuck Crowder, lhp	1995	Detroit Tigers+	3
	1998	Pittsburgh Pirates#	8
	1999	Colorado Rockies	4
Brandon Crompton, rhp	2010	Pittsburgh Pirates	9
Jake Davies, 1b	2012	Boston Red Sox	21
John Davis, rhp	1990	San Francisco Giants	19
Derek Dietrich, ss	2007	Houston Astros+	3
	2010	Tampa Bay Rays	2
Jeff Distasio, 1b	1986	San Francisco Giants	32
Stephen Donaghey, rhp	1995	Kansas City Royals+	13
Sam Drake, rhp	1986	Detroit Tigers+	25



KEVIN BROWN (left) became the first Yellow Jacket to be drafted in the first round when the Texas Rangers selected him with their first pick of the 1986 Major League Draft.

	1989	Milwaukee Brewers	24
David Duncan, lhp	2005	Minnesota Twins+	14
	2007	Washington Nationals#	23
	2008	Houston Astros	5
Geoff Duncan, rhp	1996	Florida Marlins	69
Curtis Dupart, of	2006	Colorado Rockies+	31
Marty Durkin, 2b	1987	Milwaukee Brewers+	40
	1989	Cleveland Indians	38
David Elder, rhp	1997	Texas Rangers	4
Scott Erwin, rhp	1988	Los Angeles Dodgers#	8
	1989	Oakland Athletics	5
Jacob Esch, rhp/ss	2011	Florida Marlins	11
Buck Farmer, rhp	2009	Atlanta Braves	46
	2012	Milwaukee Brewers	15
Mark Fischer, of	1997	Boston Red Sox	*1
Michael Fisher, ss	2007	Atlanta Braves	6
Carlton Fleming, 2b	1992	New York Yankees	7
Keith Fleming, rhp	1986	Milwaukee Brewers	9
Brian Fleury, c	1986	Houston Astros+	21
Mike Fowler, 3b-c	1985	Los Angeles Dodgers+	8!
Nomar Garciaparra, ss	1991	Milwaukee Brewers+	5
	1994	Boston Red Sox	1
Pete Geist, of	1985	Los Angeles Dodgers	3
Al Gogolin, rhp	1994	Oakland Athletics	14
Chris Goodman, rhp	2002	Florida Marlins#	16
	2003	Kansas City Royals	5
John Goodman, rhp	2006	St. Louis Cardinals#	45
Matt Gonzales, ss	2012	Oakland Athletics	11
Steve Green, of	1987	Los Angeles Dodgers	18
Tom Green, of	1990	Pittsburgh Pirates	30
Tyler Greene, ss	2002	Atlanta Braves+	2
	2005	St. Louis Cardinals	1
Ty Griffin, 2b	1985	Baltimore Orioles+	12
	1988	Chicago Cubs	1
Tim Gustafson, rhp	2006	Atlanta Braves	9
Kevin Guyette, rhp	2001	Seattle Mariners+	41
Buck Hall, lhp	1991	Los Angeles Dodgers+	32
	1994	Texas Rangers	38
Jon Halverson, rhp	1988	Montreal Expos+	58
Jason Haniger, c	2008	Pittsburgh Pirates#	19
Gary Hardie, inf	1979	New York Mets	5
Robb Hardy, p	1997	Boston Red Sox	32
Andy Hawranick, c	2005	Chicago Cubs+	48
Chris Hicks, rhp	2005	Texas Rangers+	35
	2008	Houston Astros	14
Wes Hodges, 3b	2006	Cleveland Indians	2
Heath Honeycutt, 3b	1998	Florida Marlins	4
Jay Hood, ss	1995	Minnesota Twins+	4
	1998	Anaheim Angels	6
John Horn, lhp	1985	Chicago Cubs	28
Mike Hostetler, rhp	1988	Atlanta Braves+	14
	1991	Atlanta Braves	20
Brian Howard, ss	1981	Seattle Mariners	6
Jared Hyatt, rhp	2007	Texas Rangers	33
Lee Hyde, lhp	2006	Atlanta Braves	4
Riccardo Ingram, of	1987	Detroit Tigers	4
Kevin Jacob, rhp	2010	New York Yankees#	18
	2011	St. Louis Cardinals	31
Reggie Johnson, of-inf	1992	Los Angeles Dodgers	14
Scott Jordan, of	1984	Boston Red Sox#	16
	1985	Cleveland Indians	4
Jon Henry Kail, of	1999	Boston Red Sox+	6
Steve Kelly, rhp	1998	Chicago White Sox+	5
	2001	Cincinnati Reds	4
Roger Kinnard, lhp	1987	Atlanta Braves	43
Jeff Kindel, of	2006	Colorado Rockies	14
Bert Kizer, 1b	1977	New York Mets	14
John Kohli, lhp	1985	Toronto Blue Jays#	3!
	1985	Baltimore Orioles	3
Andrew Kown, rhp	2004	Detroit Tigers	5
Tim Ladd, lhp	2007	Atlanta Braves	9
Adam Leggett, 2b	1997	Anaheim Angels	14
Cole Leonida, c	2010	Washington Nationals	6
Richard Lewis, 2b	2001	Atlanta Braves	*1
Rick Lockwood, 3b	1982	Baltimore Orioles#	7
	1983	Baltimore Orioles	4
Anthony Maisano, 1b	1990	Seattle Mariners	41
Walt McConnell, 3b	1985	Los Angeles Dodgers	6

Tech in the Draft



(From L-R): Left-hander **JIM POOLE** made his Major League debut two years after being drafted by the Los Angeles Dodgers in 1988; **J.J. THOMAS** was one of seven Yellow Jackets selected in the 1997 MLB Draft; **KRIS WILSON**, a ninth-round selection by Kansas City in 1997, made his Major League debut with the Royals in 2000; Two years after being drafted by Colorado in the fourth round of the 2000 MLB Draft, **CORY VANCE** made his debut in the Major Leagues.


Shane McGill, rhp.....	1993	Pittsburgh Pirates+	6
Deck McGuire, rhp.....	2010	Toronto Blue Jays.....	1
Eric McQueen, c.....	1995	New York Mets+.....	14
	1999	Colorado Rockies.....	14
Victor Menocal, ss-rhp.....	1998	Atlanta Braves+.....	6
	2002	Philadelphia Phillies.....	15
Brandon Miller, c.....	2008	Boston Red Sox+.....	33
Jeff Mons, c.....	1983	Cincinnati Reds+.....	33
Chris Morgan, of.....	1983	Kansas City Royals#.....	34
	1984	Detroit Tigers.....	11
A.J. Murray, c.....	2011	Houston Astros+.....	48
Luke Murton, 1b/of.....	2007	New York Yankees#.....	40
	2008	Arizona Diamondbacks#.....	33
	2009	New York Yankees.....	19
Matt Murton, of.....	2003	Boston Red Sox.....	*1
Jason Neighborgall, rhp.....	2002	Boston Red Sox+.....	7
	2005	Arizona Diamondbacks.....	3
David Newhan, 2b.....	1992	Chicago Cubs+.....	34
Gary Newsom, 2b.....	1982	Los Angeles Dodgers.....	14
Thomas Nichols, 3B/C.....	2010	Los Angeles Angels.....	18
Mike Nickeas, c.....	2004	Texas Rangers.....	5
Micah Owings, 1b-rhp.....	2002	Colorado Rockies+.....	2
	2004	Chicago Cubs#.....	19
Tyler Parker, c.....	1999	New York Mets+.....	6
	2002	St. Louis Cardinals.....	8
Rhett Parrott, rhp.....	1998	Milwaukee Brewers+.....	4
	2001	St. Louis Cardinals.....	9
Eric Patterson, 2b.....	2001	Colorado Rockies+.....	23
	2004	Chicago Cubs.....	8
Danny Payne, of.....	2007	San Diego Padres.....	*1
Jay Payton, of.....	1994	New York Mets.....	*1
Jason Perry, of.....	2002	Toronto Blue Jays.....	6
Philip Perry, rhp.....	1999	New York Mets+.....	41
	2002	St. Louis Cardinals#.....	48
Marc Pisciotta, rhp.....	1991	Pittsburgh Pirates.....	19
Cole Pitts, rhp.....	2011	Cleveland Indians+.....	32
Tony Plagman, 1b.....	2009	New York Yankees#.....	46
	2010	Detroit Tigers.....	9
Jim Poole, lhp.....	1987	Los Angeles Dodgers#.....	34
	1988	Los Angeles Dodgers.....	9
Mark Pope, rhp.....	2008	Atlanta Braves+.....	17
	2011	San Diego Padres.....	5
Scott Prather, lhp.....	1995	California Angels+.....	29
	1998	St. Louis Cardinals.....	16
Bryan Prince, c.....	2001	Cincinnati Reds.....	10
Clifton Remole, 1b-of.....	2004	Anaheim Angels.....	11
Brad Rigby, rhp.....	1991	New York Yankees+.....	17
	1994	Oakland Athletics.....	2
Ryan Ritter, 2b.....	1992	Cleveland Indians+.....	10
	1995	Milwaukee Brewers.....	8
Whit Robbins, if.....	2006	Minnesota Twins.....	4
Andrew Robinson, rhp.....	2010	Houston Astros.....	12
Stu Rogers, lhp.....	1983	Texas Rangers.....	32
Jeff Rowland, of.....	2009	Cleveland Indians#.....	21
	2010	Detroit Tigers.....	19
Brad Rulon, rhp.....	2008	New York Yankees.....	34

Brian Sager, rhp.....	2001	Chicago White Sox.....	14
Matt Saier, rhp.....	1995	Kansas City Royals.....	15
Mike Schisler, rhp.....	1973	Milwaukee Brewers#.....	21
	1974	Atlanta Braves.....	31
Kyle Schmidt, rhp.....	2001	Baltimore Orioles+.....	29
Charles Sheffield, of.....	2011	Oakland Athletics+.....	49
Todd Shiver, rhp.....	1987	Milwaukee Brewers.....	19
Matt Skole, 3b.....	2011	Washington Nationals.....	5
Jeremy Slayden, of.....	2001	San Diego Padres+.....	20
	2004	Oakland Athletics#.....	18
	2005	Philadelphia Phillies.....	8
Michael Sorrow, 3b.....	1996	San Francisco Giants.....	29
John Stewart, lhp.....	1986	Atlanta Braves.....	24
Brad Stockton, of.....	2001	Texas Rangers.....	22
Mark Teixeira, 3b.....	1998	Boston Red Sox+.....	9
	2001	Texas Rangers.....	1
Rich Thieme, lhp.....	1997	Atlanta Braves.....	17
Brandon Thomas, of.....	2009	Colorado Rockies+.....	37
	2012	Pittsburgh Pirates.....	4
J.J. Thomas, of.....	1994	Kansas City Royals+.....	46
	1997	Houston Astros.....	15
Tommy Thompson, 1b.....	1981	Kansas City Royals.....	21
Ted Tomasovich, of.....	1968	San Diego Padres#.....	17
	1969	Cincinnati Reds.....	21
Ryan Turner, lhp.....	2007	Texas Rangers.....	45
Cory Vance, lhp.....	1997	Los Angeles+.....	11
	2000	Colorado Rockies.....	4
Jason Varitek, c.....	1990	Houston Astros+.....	24
	1993	Minnesota Twins#.....	1
	1994	Seattle Mariners.....	1
Zach Von Tersch, rhp.....	2006	Washington Nationals+.....	38
	2009	New York Mets.....	22
Nick Wagner, rhp.....	2004	Tampa Bay Devil Rays.....	28
Aaron Walker, lhp.....	2004	Tampa Bay Devil Rays.....	30
Jeff Watchko, rhp.....	2002	Pittsburgh Pirates#.....	18
	2003	Colorado Rockies.....	24
K.G. White, of.....	1988	Los Angeles Dodgers.....	39
Matt Wieters, c.....	2007	Baltimore Orioles.....	1


Kris Wilson, rhp.....	1994	New York Mets*.....	65
	1997	Kansas City Royals.....	9
Joe Wise, rhp.....	1989	Chicago Cubs#.....	37
	1990	St. Louis Cardinals.....	26
Michael Wolff, of.....	1992	California Angels.....	16
Blake Wood, rhp.....	2006	Kansas City Royals.....	3
Kyle Wren, of.....	2012	Cincinnati Reds.....	30
Jase Wrigley, rhp.....	1998	Colorado Rockies.....	18
L.J. Yankosky, rhp.....	1993	Minnesota Twins+.....	18
	1996	Tampa Bay Devil Rays#.....	54
	1998	Atlanta Braves.....	11
Simon Young, lhp.....	1996	Florida Marlins+.....	40
	1999	Cleveland Indians.....	48

NOTES:

- * Supplemental first-round (sandwich) pick
- + Drafted from high school/junior college but enrolled at Tech
- ++ Drafted from high school and enrolled in junior college before attending Georgia Tech
- # Drafted from Georgia Tech but returned
- ! January phase of draft



Luke Bard was drafted in the Supplemental First Round by Minnesota in 2012, becoming the 13th player under Coach Hall to go in the first or supplemental first round.



Tech teammates and 1994 first round draft picks (from left) **NOMAR GARCIPARRA**, **JAY PAYTON** and **JASON VARITEK** prior to a Boston Red Sox - San Diego Padres game at Fenway Park in 2004.



All-Americans

First Team Selections

Year	Player	Organization(s)
1986	Kevin Brown, P	TSN
1987	Riccardo Ingram, OF	ABCA, BA
1988	Ty Griffin, 2B	TSN
1991	Andy Bruce, 3B	ABCA
1992	Jason Varitek, C	ABCA, BA, CB
1993	Jason Varitek, C	ABCA, BA, CB, NCBWA
	Nomar Garciaparra, SS	NCBWA
1994	Nomar Garciaparra, SS	ABCA, BA, CB, NCBWA
	Jay Payton, OF	ABCA, BA, CB, NCBWA
	Jason Varitek, C	ABCA, BA, CB, NCBWA
	Brad Rigby, P	NCBWA
1997	Mark Fischer, OF	TSN
	Kris Wilson, P	NCBWA
1998	Chuck Crowder, P	TSN
2000	Mark Teixeira, 3B	BA, CB, BW, NCBWA, TSN
2005	Tyler Greene, SS	BA, CB, NCBWA, USA
2006	Matt Wieters, C	BA
2007	Matt Wieters, C	BA, RC
2009	Deck McGuire, P	CB, NCBWA

Second Team Selections

Year	Player	Organization(s)
1957	Bud Blemker, P	ABCA
1966	Butch Crook, P	TSN
1979	Tommy Thompson, 1B	ABCA
1988	Ty Griffin, 2B	ABCA
1991	Andy Bruce, 3B	BA
1993	Brad Rigby, P	ABCA, BA, CB, NCBWA
1995	Ryan Ritter, OF/UT	NCBWA
1996	Michael Sorrow, 3B	NCBWA
1997	Mark Fischer, OF	BA, ABCA
	Kris Wilson, P	ABCA, TSN
1999	Mark Teixeira, 3B	NCBWA
2000	Richard Lewis, 2B	BW, NCBWA, TSN
2002	Kyle Bakker, P	BA
2003	Micha Owings, P-DH	BA
2006	Matt Wieters, C	ABCA
2007	Matt Wieters, C	NCBWA
2009	Deck McGuire, P	BA
2011	Mark Pope, P	CB

Third Team Selections

Year	Player	Organization(s)
1965	Randy Carroll, 2B	ABCA
1985	Scott Jordan, OF	BA
1988	Scott Erwin	ABCA, BA
	Ty Griffin, 2B	BA
1990	Darren Bragg, OF	BA
	Andy Bruce, 3B	ABCA
	Mike Hostetler, P	ABCA
	Anthony Maisano, 1B-C	ABCA
1994	Brad Rigby, P	BA
1995	Ryan Ritter, OF/UT	CB
1996	Mark Fischer, OF	NCBWA
1997	Mark Fischer, OF	NCBWA
	Kris Wilson, P	BA, CB
1998	Chuck Crowder, P	CB, NCBWA
1999	Chuck Crowder, P	NCBWA
	Heath Honeycutt, 2B	NCBWA
	Scott Prather, UT	NCBWA
2000	Cory Vance, P	BA
2002	Eric Patterson, 2B	CB
	Kyle Bakker, P	CB, NCBWA
2007	Danny Payne, OF	BA
	Matt Wieters, C	CB
2009	Deck McGuire, P	ABCA
	Luke Murtin, OF	ABCA, CB, BA
2010	Deck McGuire, P	CB
	Tony Plagman	CB
	Derek Dietrich	BA
2011	Mark Pope, P	BA, NCBWA

Honorable Mention

Year	Player	Organization(s)
1971	Cam Bonifay, 1B	TSN
1994	Al Gogolin, P	NCBWA
1995	Ryan Ritter, OF/UT	ABCA
1996	David Elder, P	NCBWA
	J.J. Thomas, OF	NCBWA
2012	Jake Davies, 1B	CBI
	Alex Cruz, P	CBI

KEY:

ABCA - American Baseball Coaches Association
 BA - Baseball America
 BW - Baseball Weekly
 CB - Collegiate Baseball (TPX Louisville Slugger)
 CBI - CollegeBaseballInsider.com
 NCBWA - National Collegiate Baseball Writers Assoc.
 RC - Rivals.com
 TSN - The Sporting News
 USA - USA Today
 NOTE: Italicized = received higher honors same season

Bud Blemker, P



1957 ABCA 2nd

Ty Griffin, 2B



1988 Sporting News 1st
 ABCA 2nd
 Baseball America 3rd

Brad Rigby, P



1993 ABCA 2nd
 Baseball America 2nd
 Collegiate Baseball 2nd
 NCBWA 2nd
 1994 NCBWA 1st
 Baseball America 2nd

Randy Carroll, 2B



1965 ABCA 3rd

Scott Erwin, P



1988 ABCA 3rd
 Baseball America 3rd

Jay Payton, OF



1994 ABCA 1st
 Baseball America 1st
 Collegiate Baseball 1st
 NCBWA 1st

Butch Crook, P



1966 Sporting News 2nd

Darren Bragg, OF



1990 Baseball America 3rd

Al Gogolin, P



1994 NCBWA HM

Cam Bonifay, 1B



1971 Sporting News HM

Andy Bruce, 3B



1990 ABCA 3rd
 1991 ABCA 1st
 Baseball America 2nd

Ryan Ritter, OF/UT



1995 NCBWA 2nd
 Collegiate Baseball 3rd
 ABCA HM

Tommy Thompson, 1B



1979 ABCA 2nd

Mike Hostetler, P



1990 ABCA 3rd

Michael Sorrow, 3B



1996 NCBWA 2nd

Scott Jordan, OF



1985 Baseball America 3rd

Anthony Maisano, 1B



1990 ABCA 3rd

Kevin Brown, P



1986 Sporting News 1st

Jason Varitek, C



1992 ABCA 1st
 Baseball America 1st
 Collegiate Baseball 1st
 1993 ABCA 1st
 Baseball America 1st
 Collegiate Baseball 1st
 NCBWA 1st
 1994 ABCA 1st
 Baseball America 1st
 Collegiate Baseball 1st
 NCBWA 1st

Riccardo Ingram, OF




1987 ABCA 1st
 Baseball America 1st

Nomar Garciaparra, SS



1993 NCBWA 1st
 1994 ABCA 1st
 Baseball America 1st
 Collegiate Baseball 1st
 NCBWA 1st

In 1986, pitcher **KEVIN BROWN** became the first Yellow Jacket to receive first-team All-America honors.





All-Americans

Mark Fischer, OF



1996 NCBWA3rd
1997 Sporting News . . . 1st
Baseball America . 2nd
ABCA2nd
NCBWA3rd

Mark Teixeira, 3B



1999 NCBWA2nd
2000 Baseball America . 1st
Collegiate Baseball . 1st
NCBWA1st
Sporting News . . . 1st
Baseball Weekly . . 1st

Matt Wieters, C



2006 Baseball America . 1st
ABCA/Rawlings . . 2nd
Baseball America . 1st
Rivals.com 1st
NCBWA2nd
Collegiate Baseball . 3rd

Jake Davies, 1B



2012 Coll. Baseball Insider .HM

David Elder, P



1996 NCBWAHM

Richard Lewis, 2B



2000 NCBWA2nd
The Sporting News 2nd
Baseball Weekly . . 2nd

Danny Payne, OF



2007 Baseball America . 3rd

Alex Cruz, P



2012 Coll. Baseball Insider .HM

J.J. Thomas, OF



1996 NCBWAHM

Cory Vance, P



2000 Baseball America . 3rd

Deck McGuire, P



2009 Collegiate Baseball . 1st
NCBWA1st
Baseball America . 2nd
ABCA/Rawlings . . 3rd
2010 Collegiate Baseball . 3rd

Kris Wilson, P



1997 NCBWA1st
Sporting News . . . 2nd
ABCA2nd
Baseball America . 3rd
Collegiate Baseball . 3rd

Kyle Bakker, P



2002 Baseball America . 2nd
Collegiate Baseball . 3rd
NCBWA3rd

Luke Murton, OF



2009 ABCA/Rawlings . . 3rd
Baseball America . 3rd
Collegiate Baseball . 3rd

Chuck Crowder, P



1998 Sporting News . . . 1st
NCBWA3rd
Collegiate Baseball . 3rd
1999 NCBWA3rd

Eric Patterson, 2B



2002 Collegiate Baseball . 3rd

Tony Plagman, 1B



2010 Collegiate Baseball . 3rd

Heath Honeycutt, 2B



1998 NCBWA3rd

Micah Owings, P-DH



2003 Baseball America . 2nd

Derek Dietrich, SS



2010 Baseball America . 3rd

Scott Prather, UT



1998 NCBWA3rd

Tyler Greene, SS



2005 Baseball America . 1st
Collegiate Baseball . 1st
NCBWA1st
USA Today1st

Mark Pope, P



2011 Collegiate Baseball 2nd
Baseball America . 3rd
NCBWA3rd

Freshman All-America

Year	Player	Organization(s)
1984	Jeff Mons, C	BA
1986	Ty Griffin, 2B	BA
	Frank Bolick, 3B	BA
1987	Sam Drake, P	BA
1989	Mike Hostetter, P	BA
1990	Carlton Fleming, 2B	CB
1991	Jason Varitek, C	CB
1992	Nomar Garciaparra, SS	BA, CB
	Brad Rigby, P	BA
	Michael Smith, OF	BA
	Jay Payton, OF	BA
1993	Ryan Ritter, OF	BA, CB
1995	Kris Wilson, P	BA
1996	Chuck Crowder, P	BA
	Jay Hood, SS	BA
1998	Cory Vance, P	CB
1999	Mark Teixeira, 3B	BA, CB*
2000	Jeff Watchko, P	BA, CB
2001	Kyle Bakker, P	CB
	Matt Murton, OF	CB
2002	Eric Patterson, 2B	BA, CB
	Jeremy Slayden, OF	BA, CB
2003	Micah Owings, P-DH	BA, CB
	Tyler Greene, SS	BA, CB
2005	Matt Wieters, UT	BA, CB
2008	Derek Dietrich, SS	BA, CB, NCBWA*, RC*
	Deck McGuire, P	CB, NCBWA
2009	Matt Skole, 3B	CB
2011	Kyle Wren, CF	CB, NCBWA, BA
	Zane Evans, C	BA

KEY:
BA - Baseball America
CB - Collegiate Baseball (TPX Louisville Slugger)
NCBWA - National Collegiate Baseball Writers Association
RC - Rivals.com
*Indicates National Freshman of the Year



National and Regional Honors

Golden Spikes Award

(Outstanding Amateur Player)

1988	Ty Griffin, 2B(finalist)
1993	Jason Varitek, C(finalist)
1994	Jason Varitek, C(winner)
2000	Mark Teixeira, 3B(finalist)
2007	Danny Payne, OF(semifinalist)
2007	Matt Wieters, C(semifinalist)
2009	Deck McGuire, P(semifinalist)
2010	Derek Dietrich, SS(semifinalist)
2011	Mark Pope, P(semifinalist)

R.E. "Bob" Smith Award

(College Player of the Year)

1988	Ty Griffin, 2B(finalist)
1990	Mike Hostetler, P(finalist)
1991	Andy Bruce, 3B(semifinalist)
1993	Jason Varitek, C(semifinalist)
1994	Jason Varitek, C(winner)
	Nomar Garciaparra, SS(semifinalist)
	Jay Payton, OF(semifinalist)
2000	Mark Teixeira, 3B(semifinalist)

Dick Howser Trophy

(College Player of the Year)

1994	Jason Varitek, C(winner)
2000	Mark Teixeira, 3B(winner)

Brooks Wallace Award

(College Player of the Year)

2006	Matt Wieters, C(semifinalist)
	(Recently changed to top shortstop in the nation)	
2009	Derek Dietrich, SS(semifinalist)

Johnny Bench Award

(Top Collegiate Catcher)

2007	Matt Wieters, C(finalist)
------	-----------------	-----------------

Olympians

1988	Ty Griffin, 2B(gold)
1992	Nomar Garciaparra, SS	
	Jason Varitek, C	

National Freshman Player of the Year

1999	Mark Teixeira, 3BCollegiate Baseball
2008	Derek Dietrich, SSRivals.com

National Freshman Hitter of the Year

2008	Derek Dietrich, SSNCBWA
------	--------------------	------------



JASON VARITEK (top) and MARK TEIXEIRA are the only two players in school history to win the Dick Howser Trophy, recognizing the top player in college baseball.



National Player of the Year

1994	Jason Varitek, CABCA
	Baseball America
	NCBWA
2000	Mark Teixeira, 3BBaseball America
	Sporting News

National Coach of the Year

1997	Danny HallSporting News
------	------------	--------------------

National Pitcher of the Year

2009	Deck McGuirefinalist
------	--------------	---------------

In 2008, DEREK DIETRICH (right) was named the National Freshman Player of the Year by Rivals.com and the National Freshman Hitter of the Year by the NCBWA.

All-District

1950	Henry Schoening, 1B
	Y.F. (Buddy) Thompson, P
1965	Randy Carroll, 2B
1968	Ted Tomasovich, OF
1971	Larry Elliott, SS (1st)
	Mike Sorrow (2nd)
1975	Frank Turner, SS
1976	Jim Giuliani, OF
1982	Rick Lockwood, 3B

All-South Independent

1974	Cam Bonifay, 1B
------	-----------------

ESPN The Magazine Academic All-District


(Formerly GTE/CsIDA Academic All-Dist.)

1979	Tommy Thompson, IF1st
1993	Nomar Garciaparra, SS1st
1994	Nomar Garciaparra, SS1st
1996	Adam Easterling, OF1st
1997	L.J. Yankosky, P1st
1998	L.J. Yankosky, P1st
2000	Mark Teixeira, 3B1st
2002	Matthew Boggs, 2B1st
2004	Steven Blackwood, OF1st
2005	Steven Blackwood, OF1st
2006	Steven Blackwood, OF1st
2007	Jared Hyatt, P1st
2008	Charlie Blackmon, OF1st
	Brad Feltes, 3B3rd
	Jason Haniger, C3rd
	Zach Von Tersch, P3rd
2009	Derek Dietrich, SS1st
2010	Derek Dietrich, SS1st
	Tony Plagman, 1B1st
2011	Jacob Esch, SS1st
2012	Brandon Thomas, OF1st
	Sam Dove, 3B1st



All-Atlantic Region (ABCA)

1984	Scott Jordan, OF	
	Pete Geist, SS	
1985	Scott Jordan, OF	
1987	Riccardo Ingram, OF	
1988	Scott Erwin, P	
	Ty Griffin, 2B	
	K.G. White, OF	
1989	Andy Bruce, 3B	1st
	Anthony Maisano, DH	2nd
1990	Andy Bruce, 3B	1st
	Anthony Maisano, DH	1st
1991	Andy Bruce, 3B	1st
	Darren Bragg, OF	2nd
1992	Jason Varitek, C	1st
	Carlton Fleming, 2B	2nd
1993	Jason Varitek, C	1st
	Brad Rigby, P	1st
	Nomar Garciaparra, SS	2nd
	Brett Binkley, P	2nd
1994	Jason Varitek, C	1st
	Nomar Garciaparra, SS	1st
	Jay Payton, OF	1st
	Brad Rigby, P	2nd
1995	Ryan Ritter, OF	1st
	Michael Sorrow, SS	1st
	Brandon Hensley, 3B	2nd
	J.J. Thomas, DH	2nd
1996	Mark Fischer, OF	1st
	J.J. Thomas, DH	1st
	Adam Leggett, 2B	2nd
1997	Mark Fischer, OF	1st
	Kris Wilson, P	1st
	Adam Leggett, 2B	2nd
1998	Chuck Crowder, P	2nd
1999	Mark Teixeira, 3B	1st
2000	Mark Teixeira, 3B	1st
	Richard Lewis, 2B	1st
	Bryan Prince, C	1st
	Jason Basil, OF	1st
	Cory Vance, P	1st
2001	Bryan Prince, C	1st
	Richard Lewis, SS	2nd
	Victor Menocal, 3B	2nd
2002	Kyle Bakker, P	2nd
	Jeremy Slayden, OF	2nd
2004	Steven Blackwood, OF	1st
	Eric Patterson, 2B	1st
2005	Tyler Greene, SS	1st
	Blake Wood, P	2nd
	Steven Blackwood, OF	2nd
	Matt Wieters, DH	2nd
2006	Matt Wieters, C	1st
	Wes Hodges, 3B	2nd
	Danny Payne, OF	2nd
2007	Danny Payne, OF	1st
	Matt Wieters, C	2nd
2008	Derek Dietrich, SS	2nd
2009	Deck McGuire, P	1st
	Luke Murtton, OF	1st
2011	Mark Pope, P	1st
	Kyle Wren, OF	2nd
2012	Buck Farmer, P	2nd
	Brandon Thomas, OF	2nd
	Jake Davies, 1B	2nd



Georgia Tech's All-Time Capital One Academic All-Americans SELECTED BY CoSIDA

Formerly: GTE/CsIDA Academic All-America; ESPN The Magazine)

1979	Tommy Thompson, IF2nd team
1993	Nomar Garciaparra, SS3rd team
1994	Nomar Garciaparra, SS1st team
1997	L.J. Yankosky, P1st team
1998	L.J. Yankosky, P1st team
2000	Mark Teixeira, 3B1st team
2002	Matthew Boggs, 2B2nd team
2006	Steven Blackwood, OF3rd team
2008	Charlie Blackmon, OF2nd team
2009	Derek Dietrich, SS2nd team
2010	Derek Dietrich, SS3rd team
2011	Jacob Esch, SS3rd team
2012	Brandon Thomas, OF2nd team

The College Sports Information Directors of America (CoSIDA) annually select the ESPN The Magazine Academic All-America teams. To be nominated, a student-athlete must be a starter or important reserve with at least a 3.20 cumulative GPA for his career. Athletes are not eligible until they have reached sophomore athletic and academic standing at his current institution.



ACC Coach of the Year

1983	Jim Morris	38-15
1987	Jim Morris	51-14
1993	Jim Morris	47-14
1997	Danny Hall	46-15
2000	Danny Hall	50-16
2005	Danny Hall	45-19

ACC Athlete of the Year
(McKevlin Award)

1987	Riccardo Ingram	OF
------	-----------------	----

ACC Player of the Year


1987	Riccardo Ingram	OF
1991	Andy Bruce	3B
1993	Jason Varitek	C
2000	Mark Teixeira	3B

ACC Pitcher of the Year

2009	Deck McGuire	RHP
------	--------------	-----

ACC Rookie of the Year

1991	Jason Varitek	C
1992	Nomar Garciaparra	SS
1999	Mark Teixeira	3B
2003	Micah Owings	P/1B
2005	Matt Wieters	C




In 2009, **DECK MCGUIRE** (top) became the first player in Yellow Jacket history to be named the Atlantic Coast Conference Pitcher of the Year.

RICCARDO INGRAM (middle) won the ACC Player of the Year and the McKevlin Award, recognizing the ACC's top male athlete, in 1987. **NOMAR GARCIPARRA** (right) became the second Yellow Jacket to receive the league's top rookie honors when he was named the ACC Rookie of the Year in 1992.

All-Atlantic Coast Conference

(Selected by a vote of the league's head coaches)

1979	Tommy Thompson, 1B	2nd
1980	Gary Newsom, 2B	2nd
1981	Gary Newsom, 2B	2nd
1982	Rick Lockwood, 3B	1st
	Gary Newsom, 2B	1st
1983	Rick Lockwood, 3B	1st
1984	Scott Jordan, CF	1st
1985	Scott Jordan, CF	1st
	Walt McConnell, 3B	1st
	Pete Geist, OF	2nd
	Steve Newbern, OF	2nd
	Jamie Sims, 2B	2nd
1986	Kevin Brown, P	2nd
	Jeff Distasio, 1B	2nd
1987	Ty Griffin, 2B	1st
	Riccardo Ingram, OF	1st
	Jim Poole, P	1st
	K.G. White, OF	1st
	Mike Fowler, OF	2nd
	Roger Kinard, P	2nd
	Billy Parham, 1B	2nd
1988	Ty Griffin, 2B	1st
	Jim Poole, P	1st
	K.G. White, OF	1st
	Pat McGuire, OF	2nd
	Joe Wise, P	2nd
1989	Andy Bruce, 3B	1st
	Anthony Maisano, DH	1st
	Marty Durkin, OF	2nd
	Mike Hostetler, RP	2nd
1990	Darren Bragg, OF	1st
	Andy Bruce, 3B	1st
	Mike Hostetler, SP	1st
	Anthony Maisano, DH	1st
	Jon Anderson, C	2nd
1991	Andy Bruce, 3B	1st
	Darren Bragg, OF	1st
	Jason Varitek, C	2nd
1992	Jason Varitek, C	1st
	Brian Alyea, DH	2nd
	Carlton Fleming, 2B	2nd
	Michael Wolff, 1B	2nd
1993	Brett Binkley, RP	1st
	Nomar Garciaparra, SS	1st
	Brad Rigby, SP	1st
	Jason Varitek, C	1st
	Brandon Hensley, 3B	2nd
	Jay Payton, OF	2nd
1994	Nomar Garciaparra, SS	1st
	Jay Payton, OF	1st
	Jason Varitek, C	1st
1995	Tucker Barr, C	1st
	Brandon Hensley, 3B	1st
	Ryan Ritter, OF	1st
	Matt Soier, UT	1st
	Michael Sorrow, SS	2nd
	J.J. Thomas, DH	2nd
1996	Michael Sorrow, 3B	1st
	Mark Fischer, OF	1st
	Tucker Barr, C	2nd



	Scott Byers, 1B	2nd
	Adam Leggett, 2B	2nd
	J.J. Thomas, OF	2nd
1997	J.J. Thomas, 1B	1st
	Kris Wilson, P	1st
	David Elder, P	2nd
	Mark Fischer, OF	2nd
1998	Chuck Crowder, P	1st
	Heath Honeycutt, 3B	2nd
	Jay Hood, SS	2nd
	Scott Prather, UT	2nd
	Jose Wrigley, P	2nd
	L.J. Yankosky, P	2nd
1999	Chuck Crowder, P	1st
	Mark Teixeira, 3B	1st
	Jason Basil, OF	2nd
	Eric McQueen, C	2nd
2000	Jason Basil, OF	1st
	Richard Lewis, 2B	1st
	Bryan Prince, C	1st
	Mark Teixeira, 3B	1st
	Cory Vance, P	1st
2001	Bryan Prince, C	1st
	Jason Basil, OF	2nd
	Steve Kelly, P	2nd
	Richard Lewis, SS	2nd
2002	Eric Patterson, 2B	1st
	Kyle Bakker, P	2nd
	Matt Murton, OF	2nd
	Tyler Parker, C	2nd
	Jeff Watchko, P	2nd
2003	Eric Patterson, 2B	1st
	Micah Owings, UT	1st
	Kyle Bakker, P	2nd
	Matt Murton, OF	2nd
2004	Brandon Boggs, OF	1st
	Eric Patterson, 2B	1st
	Micah Owings, UT	1st
	Steven Blackwood, OF	2nd
	Andrew Kown, P	2nd
	Clifton Remole, OF	2nd
2005	Steven Blackwood, OF	1st
	Tyler Greene, SS	1st
	Wes Hodges, 3B	1st
	Matt Wieters, UT	1st
	Jeff Kindel, OF	2nd
	Jeremy Slayden, OF	2nd
	Mike Trapani, 2B	2nd
	Blake Wood, P	2nd
2006	Danny Payne, OF	1st
	Wes Hodges, 3B	2nd
	Matt Wieters, C	2nd
	Jeff Kindel, OF	2nd
2007	Danny Payne, OF	1st
	Matt Wieters, C	1st
2008	Charlie Blackmon, OF	2nd
	Derek Dietrich, SS	2nd
	David Duncan, SP	2nd
	Brad Feltes, 3B	2nd
2009	Deck McGuire, P	1st
	Luke Murton, OF	1st
	Jeff Rowland, OF	1st
	Derek Dietrich, SS	2nd
	Tony Plagman, 1B	2nd
2010	Matt Skole, 3B	1st
	Tony Plagman, 1B	1st
	Derek Dietrich, SS	1st
	Deck McGuire, P	1st
	Thomas Nichols, DH	2nd
	Jed Bradley, P	2nd
2011	Mark Pope, P	1st
	Kyle Wren, OF	1st
	Jake Davies, 1B	2nd
	Matt Skole, 3B	2nd
	Jed Bradley, P	2nd
	Buck Farmer, P	2nd
2012	Buck Farmer, P	1st
	Brandon Thomas, OF	1st
	Jake Davies, 1B	2nd
	Daniel Palka, OF	2nd



All-ACC Academic Baseball Team

In 2006, the ACC began recognizing student-athletes that excelled both on the diamond and in the classroom (achieving a 3.0 GPA or higher for the academic year as well as during his entire academic career)

2006	Steven Blackwood, Tim Gustafson, Lee Hyde, Brad Rulon, Ryan Turner
2007	Brad Feltes, Michael Fisher, Jared Hyatt, Tony Plagman
2008	Charlie Blackmon, Brad Feltes, Jason Haniger, Tony Plagman
2009	Derek Dietrich, Jason Haniger, Chris House, Tony Plagman, Jeff Rowland, Zach Von Tersch
2010	Jay Dantzler, Derek Dietrich, Jacob Esch, Cole Leonida, Tony Plagman
2011	Luke Bard, Jed Bradley, Sam Dove, Jacob Esch, Zane Evans, Brandon Thomas
2012	Luke Bard, Zane Evans, Brandon Thomas

ACC Honor Roll

The ACC recognizes any student-athletes who achieve a GPA of 3.0+ for the academic year.

1980	Doug Blemker, Rich Robbins
1981	Joe Lattanzi, Richard O'Brien, David Trapani
1982	Rick Lockwood, Richard O'Brien, Alan Walker
1983	Steve Newbern
1984	Doug Boomer, Jeff Distasio, Steve Newbern, George Shirilla, Pete Stephens
1985	Rob Beistline, Chuck Maisano, Steve Newbern, Jim Poole, Carl Sitrler, Pete Stephens
1986	Keith Kerver, Pete Stephens
1987	Keith Kerver, Carl Sitrler
1988	Alan Cape
1989	Billy Harris
1991	Matt Barr, Tim Crutcher, Dave Wiggins
1992	Matt Barr, Carlos Cason, Nomar Garciaparra, Jay Payton, Brad Rigby
1993	Matt Barr, Nomar Garciaparra, Ryan Ritter
1994	Matt Barr, Tucker Barr, Adam Easterling, Nomar Garciaparra, Brandon Hutchins, Scott McIntyre, L.J. Yankosky
1995	Adam Easterling, L.J. Yankosky
1996	Adam Easterling, Steven Kidd, Lance Shannon, Bobby Willner
1997	Jeff Bien, Adam Easterling, Heath Honeycutt, Jahmal Overton, L.J. Yankosky
1998	Jason Aitha, Matthew Boggs, Derik Goffena, Jahmal Overton, Brad Stockton, L.J. Yankosky
1999	Jason Aitha, Jason Basil, Matthew Boggs, Steve Economos, Richard Lewis, Jahmal Overton, Brad Stockton, Mark Teixeira
2000	Matthew Boggs, Kevin Cameron, Derik Goffena, Steve Kelly, Richard Lewis, Jahmal Overton, Jason Perry, Philip Perry, Wes Rynders, Matthew Swain, Mark Teixeira, Cory Vance, Jeff Watchko
2001	Kyle Bakker, Matthew Boggs, Derik Goffena, Steve Kelly, Cameron Lane, Philip Perry, Brian Sager, Brad Stockton, Mark Teixeira
2002	Jordan Crews, Eric Patterson, Jason Perry, Philip Perry, Mike Trapani, Jeff Watchko
2003	Steven Blackwood, Jordan Crews, Micah Owings, Philip Perry, Mike Trapani, Jeff Watchko
2004	Jordan Crews, Jared Hyatt, Jason Neighborgall, Micah Owings, Ryan Stanley
2005	Steven Blackwood, Jordan Crews, Tim Gustafson, Loyall Gause, Lee Hyde, Jake Hall, Cameron Lane, Ryan Turner
2006	Steven Blackwood, Jay Dantzler, Brad Feltes, Michael Fisher, Tim Gustafson, Jason Haniger, Chris Hicks, Jared Hyatt, Lee Hyde, Brad Rulon, Ryan Tinkoff, Ryan Turner, Blake Wood
2007	Charlie Blackmon, Eddie Burns, Jay Dantzler, Brad Feltes, Michael Fisher, Jason Garofalo, Jason Haniger, Chris Hicks, Jared Hyatt, Tony Plagman, Ryan Turner, Zach Von Tersch
2008	Charlie Blackmon, Chase Burnette, Eddie Burns, Jay Dantzler, Sean Devine, Derek Dietrich, Jesse Dubberly, Brad Feltes, Jason Garofalo, Jason Haniger, Chris House, Cole Leonida, Elliott Ogawa, Tony Plagman, Jeff Rowland, Brad Rulon, Matt Simonds, Ryan Tinkoff, Jeff Ussey, Zach Von Tersch
2009	Jed Bradley, Zach Brewster, Chase Burnette, Brandon Crompton, Jay Dantzler, Sean Devine, Jarrett Didrick, Derek Dietrich, Jacob Esch, Jason Haniger, Chris House, Kevin Jacob, Cole Leonida, Patrick Long, Evan Martin, Thomas Nichols, Elliott Ogawa, Tony Plagman, Andrew Robinson, Jeff Rowland, Matt Simonds, Jeff Ussey, Zach Von Tersch, Connor Winn
2010	Luke Bard, Jed Bradley, Brandon Crompton, Jay Dantzler, Jarrett Didrick, Derek Dietrich, Sam Dove, Jacob Esch, Cole Leonida, Patrick Long, Evan Martin, Thomas Nichols, Tony Plagman, Andrew Robinson, Matt Simonds, Brandon Thomas, Jeff Ussey, Connor Winn, Taylor Wood
2011	Luke Bard, Zach Brewster, Chase Butler, Clay Dalton, Jarrett Didrick, Sam Dove, Jacob Esch, Zane Evans, Brad Markey, Evan Martin, Brandon Thomas, Jeff Ussey, Taylor Wood
2012	Luke Bard, Jarrett Didrick, Mitch Earnest, Zane Evans, Evan Martin, Jonathan Roberts, Daniel Spingola, Devin Stanton, Brandon Thomas, Connor Winn



SEC, Metro & Miscellaneous Honors

All-Southeastern Conference

1939	Billy Gibson.....SS
1951	Chappell Rhino.....2B
	Bob Lusk.....3B
1953	Chappell Rhino.....UT
1954	Larry Morris.....RF
1955	Bobby McCauley.....UT
1956	Lane Akers.....SS
1957	Johnny Menger.....3B
	Bud Blemker.....P
	Lane Akers.....UT
1959	Bud Blemker.....P
	George Inman.....C
	Roger Kaiser.....OF
	Mike Thomas.....2B
1960	Ed Chambless.....P
	George Inman.....C
1961	Charlie Thompson.....OF
	Billy Williamson.....UT*
1962	John Gher.....1B
	Richard Conliff.....C*
1963	Jimmy Adams.....C*

*Eastern Division

All-Metro Conference

1976	Jim Giuliani.....OF
1977	Rich Robbins.....OF
	Jerry Bass.....P

Helms Hall of Fame

Joe Pittard, Coach.....1946-61

Georgia Sports

Hall of Fame

Athlete of the Year

1988	Ty Griffin.....2B
1994	Jason Varitek.....C

Atlanta Dugout Club

College Player of the Year

1971	Mike Sorrow
1976	David Middour
1991	Andy Bruce
1992	Jason Varitek
1993	Jason Varitek
1994	Jason Varitek
1996	Michael Sorrow
1997	Mark Fischer
2003	Micah Owings
2004	Andrew Kown

Team Honors Since 1982

MVP

1982	Rick Lockwood.....3B
1983	Chris Morgan.....OF-1B
1984	Scott Jordan.....OF
1985	Scott Jordan.....OF
1986	Jeff Distasio.....1B
	Keith Kerver.....SS
1987	Riccardo Ingram.....OF
1988	Ty Griffin.....2B
1989	Darren Bragg.....OF-IF
1990	Darren Bragg.....OF
1991	Carlton Fleming.....2B
1992	Jason Varitek.....C
1993	Jason Varitek.....C
1994	Nomar Garciaparra.....SS
1995	Ryan Ritter.....OF-2B
1996	Mark Fischer.....OF
1997	Mark Fischer.....OF
1998	Heath Honeycutt.....IF
1999	Mark Teixeira.....3B
2000	Mark Teixeira.....3B
	Bryan Prince.....C
2001	Richard Lewis.....2B-SS
2002	Victor Menocal.....SS-P
2003	Micah Owings.....P-DH
2004	Eric Patterson.....2B
2005	Tyler Greene.....SS
2006	Matt Wieters.....C
2007	Matt Wieters.....C
2008	Charlie Blackmon.....OF
2009	Luke Murtan.....OF
2010	Tony Plagman.....1B
2011	Matt Skole.....3B
2012	Jake Davies.....1B

Outstanding Pitcher

1983	Stu Rogers.....L
1984	George Shinnell.....R
1985	Kevin Brown.....R
1986	Keith Fleming.....R
1987	Todd Shiver.....R
1988	Scott Erwin.....R
1989	Doug Creek.....L
1990	Mike Hostetter.....R
1991	Marc Pisciotto.....L
1992	Brent Colson.....L
1993	Brad Rigby.....R
1994	Al Gogolin.....R
1995	Kris Wilson.....R
1996	David Elder.....R
1997	Kris Wilson.....R
1998	Chuck Crowder.....L
1999	Chuck Crowder.....L
2000	Cory Vance.....L
2001	Steve Kelly.....R
2002	Kyle Bakker.....L
2003	Brian Burks.....R
2004	Andrew Kown.....R
2005	Blake Wood.....R
2006	Lee Hyde.....L
2007	David Duncan.....L
2008	David Duncan.....L
2009	Deck McGuire.....R
2010	Deck McGuire.....R
2011	Mark Pope.....R
2012	Buck Farmer.....R

Most Dedicated Player

1983	Rick Lockwood.....3B
1984	Keith Kerver.....SS
1985	Carl Sittler.....UT
1986	John Stewart.....P
1987	Keith Kerver.....SS
1988	Jim Poole.....P
1989	Brian Fleury.....C
1990	Jon Anderson.....C
1991	Doug Creek.....P
1992	Carlton Fleming.....2B
1993	Jason Varitek.....C
1994	Jason Varitek.....C
1995	Brandon Hensley.....3B
1996	Adam Leggett.....2B
1997	Adam Leggett.....2B
1998	Jahmal Overton.....OF
1999	Jahmal Overton.....OF
2000	Jahmal Overton.....OF
2001	Matthew Boggs.....OF-2B
2002	Matthew Swain.....OF
2003	Matthew Swain.....OF
2004	Mike Trapani.....IF
2005	Cameron Lane.....IF-OF
2006	Jeff Kindel.....OF
2007	Eddie Burns.....P
2008	Brad Feltes.....3B
2009	Jeff Rowland.....OF
2010	Jeff Rowland.....OF
2011	Jeff Bradley.....P
2012	Zane Evans.....C-P

Mr. Hustle Award

1983	Steve Newbern.....OF
1984	Steve Newbern.....OF
1985	Steve Newbern.....OF
1986	K.G. White.....OF
1987	David Ivester.....C
1988	David Ivester.....C
1989	David Ivester.....1B
1990	Tom Green.....OF
1991	Reggie Johnson.....OF-3B
1992	Reggie Johnson.....1B
1993	Scott McIntyre.....2B
1994	Scott McIntyre.....2B
1995	Adam Leggett.....2B-3B
1996	Adam Leggett.....2B
1997	Adam Leggett.....2B
1998	Eric McQueen.....C
1999	Eric McQueen.....C
2000	Matthew Swain.....IF
2001	Brian Jackson.....3B
2002	Matthew Boggs.....3B
2003	Mike Trapani.....IF
2004	Cameron Lane.....IF-OF
2005	Mike Trapani.....2B
2006	Mike Trapani.....2B
2007	Jason Haniger.....C
2008	Jason Haniger.....C
2009	Chris House.....OF
2010	Jay Dantzier.....OF
2011	Sam Dove.....OF
2012	Thomas Smith.....2B

Outstanding Scholar-Athlete

1983	Pete Stephens.....C
1984	Steve Newbern.....OF
1985	Steve Newbern.....OF
1986	Pete Stephens.....C
1987	David Ivester.....C
1988	David Ivester.....C
1989	Billy Harris.....P
1990	Dave Wiggins.....C
1991	Dave Wiggins.....OF
1992	Matt Barr.....C
1993	Matt Barr.....C
1994	Matt Barr.....C
1995	Adam Easterling.....OF
1996	Adam Easterling.....OF
1997	L.J. Yankosky.....P
1998	L.J. Yankosky.....P
1999	Matthew Boggs.....2B-OF
2000	Philip Perry.....P
2001	Brad Stockton.....OF
2002	Jordan Crews.....P
2003	Jordan Crews.....P
2004	Jordan Crews.....P
2005	Jordan Crews.....P
2006	Steven Blackwood.....OF
2007	Jared Hyatt.....P
2008	Charlie Blackmon.....OF
2009	Jason Haniger.....C
2010	Derek Dietrich.....SS
2011	Jacob Esch.....SS
2012	Brandon Thomas.....OF

Rookie of the Year

1983	Walt McConnell.....2B-3B
1984	Jeff Mons.....C
1985	K.G. White.....OF
1986	Frank Bolick.....3B
1987	Sam Drake.....P
1988	Doug Creek.....P
1989	Tom Green.....OF
1990	Carlton Fleming.....2B
1991	Jason Varitek.....C
1992	Nomar Garciaparra.....SS
1993	Ryan Ritter.....OF-2B
1994	Tucker Barr.....C-P
1995	J.J. Thomas.....OF-DH
1996	Chuck Crowder.....P
1997	Jeff Bien.....P
1998	Matthew Boggs.....2B
1999	Mark Teixeira.....3B
2000	Jeff Watchko.....P
2001	Matt Murtan.....OF-DH
2002	Eric Patterson.....2B
2003	Micah Owings.....P-DH
2004	Wes Hodges.....3B
2005	Matt Wieters.....C-P
2006	David Duncan.....P
2007	Patrick Long.....IF
2008	Derek Dietrich.....SS
	Deck McGuire.....P
2009	Matt Skole.....3B
2010	Buck Farmer.....P
2011	Kyle Wren.....OF
2012	Cole Pitts.....P

Tournament History

1959 Miami Sports Carnival Miami, Fla. - [Champion]

L	Miami, 3-4
W	Yale, 4-0
T	Miami, 2-2
T	Yale, 4-4
W	Miami, 15-3
W	Yale, 8-5
W	Miami, 4-0

1964 Florida State Invitational Tallahassee, Fla.

L	Florida State, 0-5
L	Florida State, 2-3
W	N.E. Louisiana St., 7-4
W	N.E. Louisiana St., 3-2

1986 Rainbow Easter Tournament Honolulu, Hawaii [Champion]

L	Hawaii, 2-6
W	Waseda, 9-1
W	Sacramento St., 4-3 (12 inn.)
W	Hawaii-Pacific, 4-3 (10 inn.)
W	Santa Clara, 19-11
W	Sacramento State, 8-1
W	Santa Clara, 6-1
W	Hawaii, 9-2
W	Hawaii-Pacific, 5-1
L	Waseda, 3-8

Double round-robin.
All-Tournament: Outstanding Pitcher
Kevin Brown, P; Jeff Distasio, 1B; Keith
Kerver, SS; Riccardo Ingram, OF

1988 Desert Classic Las Vegas, Nev. [Fourth Place]

L	Oklahoma, 4-6
L	Nevada-Las Vegas, 8-13
W	Texas Christian, 8-4
L	Oklahoma, 2-3*
L	Texas Christian, 4-6*

*Round-robin det. seeding for playoff.
All-Tournament: Ty Griffin, 2B

1989 Pillsbury Classic Minneapolis, Minn. [Fifth Place]

L	Arizona, 1-3
L	Minnesota, 4-14
L	Oklahoma State, 4-5
L	Arizona, 4-12 (7 inn.)

Round-robin

1990 Rainbow Spring Tournament Honolulu, Hawaii [Third Place]

L	Hawaii, 5-6
L	Wright State, 1-6 (8 inn.)
W	Oklahoma State, 8-2 (8 inn.)
L	Iona, 1-4 (8 inn.)
L	Creighton, 4-5 (8 inn.)
W	Iona, 15-1 (8 inn.)
W	Hawaii, 9-2
W	Wright State, 4-3 (10 inn.)
L	Oklahoma State, 4-7 (6 inn.)
W	Creighton, 3-2 (10 inn.)

Double round-robin.

All-Tournament: Darren Bragg, OF;
Andy Bruce, DH; Carlton Fleming, 2B;
Mike Hostetter, P

1992 Busch Challenge VI New Orleans, La.

L	Louisiana State, 2-3
W	New Orleans, 5-4
W	Tulane, 10-2

Round-robin with three Georgia
teams against three Louisiana teams
All-Tournament: Carlton Fleming, 2B;
Jason Varitek, C; Reggie Johnson, DH

1993 Olive Garden Classic Kissimmee, Fla. [Champion]

W	Auburn, 5-4
W	Central Florida, 13-2
W	Pepperdine, 5-4
W	Pepperdine, 3-2*

*Round-robin, championship.
All-Tournament: MVP David Newhan,
1B; Scott McIntyre, 2B; Jay Payton, OF;
Michael Smith, OF

1993 Oscar Mayer Classic Minneapolis, Minn. [Champion]

W	Cal St.-Fullerton, 7-6 (11 inn.)
W	Arkansas, 3-2
L	Minnesota, 11-3

Round-robin

All-Tournament: MVP Jay Payton, OF;
Brett Binkley, P; Nomar Garciaparra,
SS; Buck Hall, P; Jason Varitek, C;
Michael Sorrow (top hitter)

1994 Anaheim Hilton Classic Fullerton, Calif.

L	Oklahoma, 6-8
W	San Diego, 5-4 (11 inn.)
L	Cal State-Fullerton, 0-2

Round-robin

1995 Desert Classic Las Vegas, Nev. [Third Place]

W	Utah, 10-2
W	Washington, 19-8
W	Nevada-Las Vegas, 14-11
L	Washington, 10-15
W	Utah, 20-5*

*Round-robin determined seeding
for playoff.

1996 Olive Garden Classic Kissimmee, Fla.

L	Alabama, 2-7
L	Texas Tech, 4-8
L	Central Florida, 7-8

Round-robin, no champion

All-Tournament: Adam Leggett, 2B

1999 Disney Baseball Blast Lake Buena Vista, Fla.

L	Auburn, 12-17
L	Oklahoma, 0-12
W	Jacksonville, 14-1

Round-robin, no champion

2000 Kia Baseball Bash Fullerton, Calif.

L	Southern California, 2-9
W	Mississippi State, rained out
W	Cal State-Fullerton, rained out

Round-robin, no champion

2001 Rice Invitational Houston, Tex.

W	Lamar, 11-9
L	Rice, 4-5
W	Nebraska, 15-8

Round-robin, no champion

2002 Baseball at the Beach Myrtle Beach, S.C.

W	Coastal Carolina, 2-1
L	South Carolina, 3-8
W	Virginia Commonwealth, 8-2

Round-robin, no champion

2003 Memorial Health Diamond Classic Savannah, Ga.

W	Rider, 8-1
W	Michigan, 7-6
W	Armstrong Atlantic State, 12-4

Round-robin, no champion

2004 Kia Baseball Bash Fullerton, Calif.

L	Southern California, 2-9
L	Cal State Fullerton, 1-7
L	Oklahoma, 2-6

Round-robin, no champion

2006 Baseball at the Beach Myrtle Beach, S.C.


W	Tennessee, 8-5
W	VCU, 8-2 (6 inn.)
	Coastal Carolina, rained out

Round-robin, no champion

2012 Winthrop Coca-Cola Classic Rock Hill, S.C.

L	Kent State, 0-5
W	Winthrop, 5-0
W	Kent State, 6-2
W	Winthrop, 5-3

Overall Record:
47-34-2




Yellow Jackets and Team USA

Year	Player/Coach	Events (Medal)
1985	Kevin Brown, P	
1987	Ty Griffin, 2B	Pan American Games, Indianapolis (Silver)
	Jim Poole, P	Pan American Games, Indianapolis (Silver)
	Jim Morris, Assistant Coach	Pan American Games, Indianapolis (Silver)
1988	Ty Griffin, 2B	Olympics, Seoul, Korea* (Gold)
	Jim Poole, P	Pre-Olympic Exhibition Tour
	Marty Durkin, 3B	Int'l Harbor Tournament, Taiwan
1989	Doug Creek, P	Intercontinental Cup, Puerto Rico (6th)
	Mike Hostetler, P	Presidential Cup, Taiwan (Silver)
	Marc Pisciotta, P	Presidential Cup, Taiwan (Silver)
	Jim Morris, Head Coach	Presidential Cup, Taiwan (Silver)
	Rick Jones, Assistant Coach	Presidential Cup, Taiwan (Silver)
1990	Mike Hostetler, P	Goodwill Games, Seattle (Bronze), World Championship, Canada (7th), IBA World All-Star Game, Atlanta
	Darren Bragg, OF	Goodwill Games, Seattle (Bronze), World Championship, Canada (7th)
	Jim Morris, Head Coach	Goodwill Games, Seattle (Bronze), World Championship, Canada (7th), IBA World All-Star Game, Atlanta
	Rick Jones, Assistant Coach	Goodwill Games, Seattle (Bronze), World Championship, Canada (7th)
1991	Jason Varitek, C	Invited to trials, but did not participate
1992	Nomar Garciaparra, SS	Olympics, Barcelona, Spain
	Jason Varitek, C	Olympics, Barcelona, Spain
1993	Nomar Garciaparra, SS	IBA World All-Star Game, Tokyo, Japan
1997	Chuck Crowder, P	Intercontinental Cup
2000	Richard Lewis, 2B	Honkbal Cup, The Netherlands (Gold)
	Mark Teixeira, 3B	Honkbal Cup, The Netherlands (Gold)
2002	Kyle Bakker, P	FISU World Championships, Messina, Italy (Silver)
	Eric Patterson, 2B	FISU World Championships, Messina, Italy (Silver)
2003	Tyler Greene, SS-3B	Pan American Games, Dominican Republic (Silver)
	Mike Nickeas, C	Pan American Games, Dominican Republic (Silver)
	Micah Owings, P-DH	Pan American Games, Dominican Republic (Silver)
	Eric Patterson, 2B	Pan American Games, Dominican Republic (Silver)
2005	Wes Hodges, 3B	Exhibition tour
	Matt Wieters, C-P	Exhibition tour
2008	Derek Dietrich, SS	Harlem Baseball Tournament (Champion), FISA World Championships, Czech Republic (Gold)


*Demonstration sport



NOMAR GARCIPARRA and **JASON VARITEK** (left) were on the 1992 USA team which was the first to compete for an Olympic medal in Barcelona, Spain. **JIM MORRIS** (below, center) was the pitching coach on the silver medal-winning USA team, which also included second baseman **TY GRIFFIN** and pitcher **JIM POOLE**, in the 1987 Pan American Games.



Third baseman **WES HODGES** (above) and utility player **MATT WIETERS** (right) played with the USA Baseball National Team in 2005.



DEREK DIETRICH (below) helped the USA Baseball National Team to the gold medal at the FISA World Championships in 2008.



Four players - (from left) **ERIC PATTERSON**, **MIKE NICKEAS**, **MICAH OWINGS** and **TYLER GREENE** - represented Georgia Tech on the silver medal-winning USA Baseball Team at the Pan American Games in 2003.

Georgia Tech Hall of Fame

Player, Pos.	Year Inducted
Lane Akers, SS	1969
Tom Angley, C	1970
Frank Asbury, OF	1977
Jerry Bass, P	1983
John P. Baum, 3B	1968
Bud Blemker, P	1970
Cam Bonifay, IF	1982
Darren Bragg, OF	2002
Kevin Brown, P	1991
Andy Bruce, 3B	2001
Randy Carroll, 2B	1976
Kid Clay, Coach	1973
Doug Creek, P	2001
Chuck Crowder, P	2010
Craig Day, P	1962
Larry Elliott, SS	1981
Scott Erwin, P	2000
K.J. (Wooch) Fielder, OF	1961
Mark Fischer, OF	2008
Keith Fleming, P	1991
Nomar Garciaparra, SS	2004
Billy Gibson, SS	1973
Ty Griffin, 2B	1994
Mike Hostetler, P	2001
John Hyder, Coach	1956
Louis Ingram, OF	1978
Riccardo Ingram, OF	1995
George Inman, C	1979
Jim Ison, 1B-OF	1963
Scott Jordan, OF	1990
Ed Jones	1971
Henry Kalb, P	2005
Bert Kizer, 1B	1984
Ed LaFitte, P	1958
Rick Lockwood, 3B	1989
Jim Luck, IF, Coach	1972
Bob Lusk, 3B	1985

Player, Pos.	Year Inducted
Bobby McCauley, IF	1975
Walt McConnell, 3B	1993
Johnny Menger, C-3B	1970
Jim Morris, Coach	1999
Gary Newsom, 2B	1992
Jay Payton, OF	2005
Joe Pittard, Coach	1968
Jim Poole, P	1997
Jerry Priestley, P	1982
H.F. Reagin, C	1983
Bobby Reeves, SS	1985
Chappell Rhino, 2B	1974
Brad Rigby, P	2006
L.W. (Chip) Robert, OF	1959
Mike Schisler, P	1980
E.C. Settle, OF	1980
Todd Shiver, P	1999

Player, Pos.	Year Inducted
Mike Sarrow, P	1979
Sloan Stribling	1984
Mark Teixeira, 1B	2011
J.J. Thomas, 1B	2009
Sunshine Thompson, P	1965
Tommy Thompson, 1B	1986
Ted Tomasovich, OF	1986
Cory Vance, P	2012
Jason Varitek, C	2004
K.G. White, OF	1998
Kris Wilson, P	2009




Over the last 53 years, 64 former Yellow Jacket baseball players and coaches have been inducted into Georgia Tech's Athletics Hall of Fame -- the most recent being **MARK TEIXEIRA** in 2011.



JASON VARITEK (left), a Georgia Tech Hall of Fame inductee in 2004, and head coach **DANNY HALL** (center) joined **BRAD RIGBY** (right) at his induction ceremony in 2006.

Retired/Honored Jerseys


RETIRED



44

JIM LUCK

1962-1981
Head Coach
320 career wins
NCAA Tournament in 1971




33

JASON VARITEK


1991-1994
Catcher
Golden Spikes & Dick Howser Trophy, 1994
3-time consensus First Team All-America
ACC Player of the Year

HONORED




27

KEVIN BROWN



5

NOMAR GARCIPARRA



23

MARK TEIXEIRA



6

RANDY CARROLL



All-Time Records: Coaches and Captains

Year	Team Captain(s)	Record	Conf.
1900	Weldon Henley	3-4	
1901	Weldon Henley	9-5	
Todd:		12-9 (.571)	
1902	E.C. Patterson	5-8	
Sammy Strang:		5-8 (.385)	
1903	Brinson	9-9	
Irving:		9-9 (.500)	
1904	Sam Woodward	15-7	
1905	Sam Woodward	13-4	
1906	Craig Day	23-3	
1907	Ed Lafitte	10-5-1	
1908	L.W. Robert	9-12	
1909	Corlis Buchanan	13-8-1	
1910	Harry Holland	11-5-1	
1911	Harry Holland	7-6	
1912	Carl Sloan	8-10	
1913	Fairfax Montague	9-8	
1914	Murphy Pound	12-8	
1915	Edgar Montague	7-8-2	
1916	J.C. Senter	14-6	
1917	Albert Hill	12-7	
John Heisman:		163-97-5 (.625)	
1918	Shorty Guill	10-7	
1919	Charlie Turner	9-9	
1920	Tip Wheeler	16-2 [@]	
Joe Bean:		35-18 (.660)	
1921	Frank Asbury	18-4-1 [@]	
1922	Red Barron	14-9	
1923	Ed Morgan	16-2-2 ¹	
1924	Johnny Baum	9-14	
1925	Joe Palmisano	14-7	
1926	Bobby Reeves	21-4-1 ¹	
1927	Tom Angley	18-10	
1928	Arthur McCash	15-6	
1929	Jimmie Stevens	6-14-1	
1930	Bill Terrell	8-16	
1931	Fred Holt	8-13	
Kid Clay:		147-99-5 (.596)	
1932	Dewey Waldrop	4-11-2	
1933	Bill Hogsed	4-10	3-7 SEC
1934	Tommy Sprading	10-10	8-9 SEC
1935	Sundial Martin	7-6	3-3 SEC
1936	Georgia Tech had no baseball team in 1936		
1937	Carl Waits	4-7	4-7 SEC
1938	Harry Appleby	7-10	5-8 SEC
1939	Bill Gibson	7-10	3-9 SEC
Bobby Dodd:		43-64-2 (.404)	
		SEC Record: 26-43 (.377)	

Year	Team Captain(s)	Record	Conf.
1940	unknown	5-10-1	5-9-1 SEC
1941	unknown	10-8	10-8 SEC
1942	unknown	8-10	7-7 SEC
1943	Charlie Smith, Duck Smith	3-8	2-5 SEC
Georgia Tech had no baseball teams in 1944 and 1945			
Roy Mundorff:		26-36-1 (.421)	
		SEC Record: 24-29-1 (.454)	
1946	Frank Broyles	10-2	0-0 SEC
1947	Henry Kalb	7-6	6-6 SEC
1948	Lewis Hook	11-9*	11-7 SEC
1949	Red Shoenning	10-14	9-11 SEC
1950	Bob Bossons	7-11	7-11 SEC
1951	Bob McCoy	11-12	8-12 SEC
1952	Chappell Rhino	8-11-1	8-11-1 SEC
1953	Clyde Young	8-13	7-10 SEC
1954	Charlie Brannon	9-13-1	6-10 SEC
1955	Larry Morris, Dave Redford	15-9	10-6 SEC
1956	Bill Cohen	11-12	4-9 SEC
1957	Lane Akers	18-8-1*	13-3 SEC
1958	Earl Moore, Ted Thomas	7-17	5-12 SEC
1959	Doug Veazey	17-9-2*	11-4 SEC
1960	George Inman	14-11	9-7 SEC
1961	Roger Kaiser	6-16-2	6-11 SEC
Joe Pittard:		169-173-7 (.494)	
		SEC Record: 120-130-1 (.480)	
1962	John Gher	8-16	6-11 SEC
1963	Richard Conliff	9-18	4-13 SEC
1964	Jimmy Adams	9-15	3-10 SEC
1965	Jimmy Adams, Ron Scharf	20-8-2	
1966	Pete Caldwell	14-16	
1967	Cleve Fowler	21-11	
1968	Ronnie King	21-13	
1969	Floyd Harris	16-12	
1970	David Glover	17-7-1	
1971	Brannon Bonifay	31-6*	
1972	Larry Elliot	21-10	
1973	Dick Steed	20-6-2	
1974	Cam Bonifay, H.F. Reagin	20-17	
1975	Frank Turner	12-17	
1976	Jim Giuliani	12-22	
1977	Jerry Bass, Bert Kizer	18-12	
1978	Bobby Jackson	14-15	
1979	Steve Davison, Gary Hardie,		
	Doug Ibele, Mike Macon	15-16	
1980	Tommy Thompson	8-19	3-10 ACC
1981	Tommy Thompson	14-24	1-13 ACC
Jim Luck:		320-280-5 (.533)	
		ACC Record: 4-23 (.148)	
		SEC Record: 13-34 (.277)	

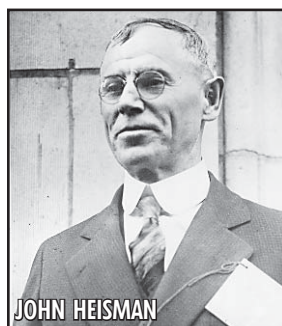
Year	Team Captain(s)	Record	Conf.
1982	Rick Lockwood, Greg Woodward	29-20	6-8 ACC
1983	Rick Lockwood, Greg Woodward	38-15	6-8 ACC
1984	Pete Geist, Chris Morgan	36-19	5-7 ACC
1985	Pete Geist, Scott Jordan	42-19-1*	6-7-1 ACC
1986	Keith Fleming,		
	Carl Sittler, Pete Stephens	45-23*	10-4 ACC
1987	Keith Kerver	51-14*	17-4 ACC
1988	Jim Poole, Roger Roddy	45-24*	12-8 ACC
1989	Jon George, David Ivester	38-26*	13-6 ACC
1990	Jon Anderson, Tom Green	46-25*	9-9 ACC
1991	Doug Creek	42-26*	12-8 ACC
1992	Carlton Fleming,		
	Reggie Johnson, Jason Varitek	45-19*	14-9 ACC
1993	David Albert, Jason Varitek	47-14*	16-6 ACC
Jim Morris:		504-244-1 (.674)	
		ACC Record: 126-84-1 (.600)	
1994	Al Gogolin, Jason Varitek	50-17**	16-8 ACC
1995	Brandon Hensley, Scott Byers	38-22*	16-8 ACC
1996	Scott Byers, Michael Sorrow	40-24*	13-11 ACC
1997	Adam Leggett, Jase Wrigley	46-15*	19-4 ACC
1998	Chuck Crowder, Jay Hood	41-22*	14-9 ACC
1999	Chuck Crowder, Eric McQueen	38-20	12-12 ACC
2000	Jahmal Overton,		
	Bryan Prince, Mark Teixeira	50-16**	18-6 ACC
2001	Mark Teixeira, Matthew Boggs	41-20*	13-11 ACC
2002	Victor Menocal, Matthew Boggs	52-16**	14-9 ACC
2003	Eric Patterson,		
	Matthew Swain, Jeff Watchko	44-18**	17-7 ACC
2004	Brian Burks,		
	Micah Owings, Eric Patterson	44-21*	18-5 ACC
2005	Tyler Greene,		
	Cameron Lane, Mike Trapani	45-19**	22-8 ACC
2006	Jeff Kindel, Mike Trapani	50-18**	19-11 ACC
2007	Wally Crancer,		
	Michael Fisher, Matt Wieters	32-25	15-14 ACC
2008	Eddie Burns, Brad Feltes	41-21*	16-14 ACC
2009	Jason Haniger, Chris House	38-19-1*	17-10-1 ACC
	Luke Murton		
2010	Cole Leonida, Tony Plagman	47-15*, 21-9 ACC	
	Jay Dantzier		
2011	Jacob Esch, Jed Bradley, Kevin Jacob	42-21*, 22-8 ACC	
2012	Buck Farmer, Luke Bard		
	Sam Dove	38-26**, 12-18 ACC	
Danny Hall:		817-375-1 (.685)	
		ACC Record: 314-182-1 (.633)	

*ACC Champions; **NCAA Tournament; #College World Series;


%SEC Champions; !Southern Conference Champions; @S.I.A.A. Champions

Former Assistant Coaches


Chip Baker (1984)	Tom Kinkelaar (2008-12)
James Beavers (1982-84)	Bob Laurie (1988-91)
Brannon Bonifay (1982-83)	Paul Mears (1992-94)
Cam Bonifay (1988)	Mark Matulia (1985-86)
Steve Fleming (1987)	Joe McFarland (1983-85)
Steve Givens (1985)	Bobby Moranda (2002-07)
Jeff Guy (1994-2001)	Scott Stricklin (2002-04)
Rick Hatcher (1994)	Turtle Thomas (1986-87)
Josh Holliday (2005-07)	Mike Trapasso (1995-2001)
Rick Jones (1990-93)	Leon Wurth (1989)




JOHN HEISMAN




JOE PITTARD



JIM MORRIS



BOBBY DODD



JIM LUCK




DANNY HALL



Letterwinners

aaa

Aaron, Robert J. III	1997-98
Abate, Charles M.	1959-60
Adams, James B., Jr.	1963-65
Akers, Lane	1954-57
Albert, David R.	1992-93
Alvey, Brian F.	1990-92
Anderson, Jonathan C.	1989-90
Andreas, Michael J.	2002
Andrews, L.S., Jr.	1951-52
Anthony, Emile D., III	1963-65
Archer, Hoke S., Jr.	1956
Atha, Jason E.	1998-99
Austin, Mike	1953




BRAD BUSBIN

bbb

Baenninger, Shelton L. (mgr.)	1961-63
Bakker, Kyle E.	2001-03
Baldwin, Gregory M.	1971-73
Bard, Luke F.	2010-12
Barr, Matthew F.	1993-94
Barr, J. Tucker	1994-96
Barron, Red	1922
Basil, Jason M.	1998-01
Bass, Jerry E.	1974-77
Baum, John P.	1924
Baumgartner, John (mgr.)	1964
Beal, Eugene	1975-77
Bearden, C. Blakely	1993
Beaver, William C.	1964
Beavers, James E.	1973-75
Beavers, Milton C.	1959-60
Beistline, Robin R.	1982-84
Bergman, Richard	1979
Bergman, Robert B.	1977-79
Bergmark, George H.	1975
Berthelsen, John B.	2003
Bien, Jeffrey C.	1997-98
Binkley, Brett J.	1991-93
Blackman, Charles C.	2008
Blackwood, Steven E.	2003-06
Blane, Robert E.	1970-72
Blane, Watkins J., Jr.	1965-67
Blemker, Douglas R.	1980-82
Blemker, Ray, Jr.	1957-59
Blue, Adam M.	1998-99
Boggs, Brandon K.	2002-04
Boggs, Matthew J.	1998-99, 2001-02
Bolick, Frank C.	1986
Bonifay, Cameron H.	1971-74
Bonifay, Kenneth B.	1966-68
Bonifay, Kenneth B., Jr.	1989-91
Bonifay, R. Brannon, Jr.	1968-71
Bonnat, Brooks J.	1975-78
Boomer, Douglas G.	1983-84
Bossans, Robert R.	1948-50
Bower, Charles L.	1975
Boyd, David E., Jr.	1974-76
Boyles, Charles R., IV	1981-82
Bradley, Daniel R.	1968-69
Bradley, Jed C.	2009-11
Bradshaw, Herbert, Jr.	1949-51
Bragg, Darren W.	1988-90
Brannon, Charles N.	1952-54
Brewster, Zach C.	2009-11
Broadwater, Ralph A.	1979-80
Broadwater, Mike	1979
Brack, Jack	1940
Brooks, Ryan A.	1998
Brown, Adam (tr.)	1999-00
Brown, F. Brandon	1984
Brown, J. Kevin	1984-86
Brown, Joseph E.	1948-49
Brown, Randy	1972-74
Brayles, J. Frank	1947
Brice, Andrew G.	1988-90
Buffington, Mark A.	1993
Burke, Blake A.	1986-88
Burks, Brian D.	2001-04

Burnette, J. Chase	2008-10
Burns, Edwin T.	2006-08
Burns, Justin R.	1977
Burton, James C. (mgr.)	1961-63
Busbin, Bradley J.	1999-00
Butler, Chase M.	2011-12
Byers, Scott B.	1993-96
Byrd, Anthony J.	1990-92
Byrd, Marlon, J.	1996



ADAM EASTERLING

ccc

Caldwell, Robert G.	1964-66
Cameron, Kevin J.	1999-01
Campbell, Bart S.	1975-77
Cape, C. Alan	1985-88
Cardwell, Phillip R.	1968-69
Carmack, Charles M.	1962-63
Carmichael, Laird S.	1973
Carnathan, Gene E.	1960
Carrofiello, Gus (mgr.)	1950
Carroll, J. Randall	1965-66
Cary, Christopher G.	1992
Cason, Carlos J.	1993-96
Cavette, Neil M.	1941
Chambers, Joe L.	1958
Chambers, Joseph R.	1960
Chambliss, Edward L.	1958-60
Childress, Henry L.	1948-51
Clark, Danny C.	1970
Cohen, William C.	1953-56
Cole, Stephen R.	1971-72
Colson, Brent T.	1990-92
Conliff, Richard H., Jr.	1961-63
Cook, Douglas W.	1962-64
Cook, E.J.	1948
Cooney, Raymond J.	1979-80
Corbin, George L., Jr.	1962-64
Cosmer, George H.	1959
Crabbe, William	1950
Crancer, Walter A.	2006-07
Crane, Bert (mgr.)	1953
Crawford, Ray, III (mgr.)	1973
Crawford, Sammy (mgr.)	2000-03
Creek, P. Douglas, III	1988-91
Crews, Jordan C.	2002-05
Crook, Ronald D.	1966
Crowder, Charles R.	1996-99
Crowder, Joseph A.	1971
Cruz, Alexander O.	2011-present
Cumpton, Brandon T.	2008-10
Cunningham, Tom (mgr.)	1972-75
Curlee, James E.	1956

ddd

Dalton, S. Clay	2010-present
Dantzler, John C.	2007-10
Dastugue, Marcel F., III	1959
Davies, Jake A.	2009-12
Davis, Dennis W.	1968-71
Davis, George T.	1964-66
Davis, Harry H.	1959-61
Davis, John K.	1987-90
Davison, Stephen A.	1976-79
Devine, Sean M.	2008-10
Dews, Robert W.	1960
Dickinson, Eddie A.	1965-66
Didrick, Jarrett R.	2009-12
Dietrich, Derek R.	2008-10
Distasio, Jeffrey V.	1983-86
Donaghey, Stephen J.	1996-99
Dove, Samuel K.	2010-present
Dover, Robert L.	1954-57
Doyle, George P., Jr.	1979-80

Droke, Samuel B.	1987-89
Dubberly, Jesse B. (mgr.)	2005-06
Duncan, David E.	2006-08
Duncan, Geoffrey L., Jr.	1994-96
Dunn, Charles E., III	1981-84
Durkin, Martin W.	1988-89
Dupart, Curtis D.	2007
Dwyer, Timothy P.	1988-89
Dyer, Vaughn	1952

eee

Earnest, T. Mitchell	2011-present
Easterling, Adam, R.	1994-97
Economos, Stephen C.	1999
Edwards, Richard (mgr.)	1951
Elder, David M.	1995-97
Eldridge, Williams D.	1967
Elliot, Lawrence S.	1970-72
Emerson, Richard L.	1963-64
Entrekin, Ivan W.	1962-64
Entrekin, Larre W.	1964-66
Erwin, Scott D.	1986-89
Esch, Jacob O.	2009-11
Evans, Zane C.	2011-present

fff

Farmer, George R. "Buck"	2010-pres.
Faulk, Alfred D. (mgr.)	1969-71
Feltes, Bradley J.	2005-08
Ferguson, Arthur B.	1962
Fischer, Mark E.	1995-97
Fisher, Michael P.	2005-07
Fleming, Carlton S.	1990-92
Fleming, W. Keith	1983-86
Flury, Brian E.	1987, 89
Fowler, James C.	1965-67
Fowler, Michael R.	1986-87
Free, Greg.	1973
Fritch, James L.	1949-50
Fulcher, William M.	1955-56
Futrel, M. Brian	2005



LEE HYDE

ggg

Gallen, Kevin (tr.)	1995-96
Gannaway, Michael M.	1964
Garciaparra, A. Nomar	1992-94
Garafalo, Jason J.	2007-10
Gause, D. Loyall	2005-06
Gee, Donald R.	1978-80
Geist, Peter A.	1983-85
Gentry, Michael J.	1980-81
George, Jon J.	1988-89
Gergel, Kevin M.	2001
Gerhig, Mike	1981
Germany, John W.	1974
Gher, John K.	1960-62

Gibson, Cameron P.	2012
Gibson, Robert D.	1967-69
Gibson, W.C.	1939
Gilbert, Thomas E.	1977
Giuliani, James E.	1974-76
Giuliani, Raymond A., Jr.	1971-72
Gladwin, Robert U.	1992
Glover, David E.	1968-70
Goffena, Derek D.	1998-01
Gogolin, Elton W., III	1992-94
Goodman, Christopher M.	2002-03
Goodman, John T.	2004, 2006-07
Gookin, Richard B.	1956-57
Graham, Howell	1951
Grant, Walter B.	1955-56
Green, Thomas E.	1989-90
Greene, J. Tyler	2003-05
Griffin, Carey D.	1982
Griffin, James J.	1967-68
Griffin, Tyronne V.	1986-88
Grimes, Matthew D.	2011-present
Grimm, David F.	1975
Groce, E. Garrett	2002
Guenther, J. Bradley (mgr.)	1988
Gustafson, Timothy C.	2005-06
Guyton, R.V.	1951



DERIK GOFFENA

hhh

Hair, Henry R.	1955
Hale, J.A.	1948
Hale, Robert L.	1950
Hall, Francis K., Jr.	1962-64
Hall, Jacob M.	2002-05
Hall, Travis S.	1993
Hall, William T.	1963-64
Hammitt, Samuel H.	1966
Haney, Christopher M.	1997
Haniger, Jason T.	2006-09
Hardeman, W. Leon	1952
Hardie, Gary E.	1977-79
Hargrave, James I., Jr.	1968-71
Harnage, Mallie J., Jr.	1956
Harof, Doug A.	1987-89
Harrell, Robert M., Jr.	1972-75
Harris, Gaston C., Jr.	1963-64




LEE HYDE

iii

Ibele, Douglas D.	1976-79
Ingram, Riccardo B.	1986-87
Inman, George W.	1959-60
Isaacs, Dustin Allen	2011-present
Ivester, David B.	1987-89

Harris, J. Floyd	1967-69
Harris, William J., Jr.	1989-91
Harris, W. Lloyd	1967-69
Harrison, Kyle (mgr.)	1991-93
Hartzog, Henry M.	1963
Harvin, Charles R.	1949-51
Hawkins, John W., Jr.	1961
Hawranick, Andrew	2003-06
Haynes, Kenneth (mgr.)	1964
Hays, James L. (mgr.)	1954-55
Hedding, Joshua J.	2012-present
Helinger, John J.	1973
Hensley, B. Brandon	1992-95
Herndon, Ben (mgr.)	1996-99
Hicks, Christopher L.	2006-08
Hightower, Glenn E. (mgr.)	1959-60
Hilton, Kevin W.	1989-91



STEVE KELLY

kkk

Kafer, Harry L.	1964-66
Kail, Jon Henry	2000-01
Kaiser, Roger A.	1959-61
Kalb, Henry G.	1943, 47-48
Kays, Marion R., III	1968-70
Keener, Donald A.	1976
Keener, Marvin J.	1948-49
Keener, Ronald C.	1976
Kelly, Steven J.	1999-01
Kendrick, Connor R.	2011
Kenney, Douglas M.	1989-91
Kerker, Keith D.	1984-87
Kinard, Roger T.	1984-87
Kindel, Jeffrey R.	2002, 04-06
King, Richard D.	1975-77
King, Ronald E.	1966-68
Kizer, Herbert J., III	1974-77
Kohli, John C.	1986
Konyo, John (mgr.)	1979-81
Kown, Andrew D.	2002-04
Kronfeldt, Paul A.	2011-12

lll

LaCapra, John R.	1962-64
Ladd, Timothy	2005-07
Lane, Cameron R.	2002-05
Langley, Michael D.	1975-79
Lankford, John W.	1947-49
Lattanzi, Joe (mgr.)	1981-83
Lee, Robert W.	1968-70
Leggett, Adam B.	1995-97
Leonard, Prentiss D.	1947-50
Leonida, Cole V.	2008-10
Lewis, Charles M.	1958
Lewis, Richard H., III	1999-01
Lincoln, James M.	1994
Lindsey, Gerald D.	1960
Livingston, Lawrence K.	1970-73
Lockwood, Richard S.	1980-83
Long, Patrick O.	2007-10
Lorenzo, Matthew R.	2001
Lucas, Timothy B.	1993
Luck, Jimmy (mgr.)	1993-95
Lusk, Robert T.	1948-49, 51
Lynch, Connor G.	2012-present

mmm

MacGregor, Daniel S.	1954-57
Macon, Dennis M.	1976-79
Maggiore, Joseph (tr.)	1998-99
Maisano, Anthony A.	1989-90
Maisano, Charles A.	1988-89
Malone, K. Alan	1986
Malool, George B.	1950-52
Mann, Daniel J.	1979
Marchetti, Ronald J.	1950-51




BERT KIZER



Letterwinners



BRYAN PRINCE



NICK SCHERER

Marmon, Frank E.	1952-53
Marmon, Richard C.	1953-54
Markey, Bradley S.	2011
Martin, Evan R.	2009-12
Martin, James E.	1952
Martin, Michael W.	1993
Martin, Ronald J.	1961-63
Matthews, David T.	1967
Matulija, Mark R.	1982-85
Maurer, Larry F.	1980-82
McCauley, George R.	1952-55
McConnell, Walter G., Jr.	1963-85
McCoy, Robert H.	1948-51
McDonald, G.E.	1934-35
McDonald, Marvin W.	1958
McDonald, Richard T.	1980-81
McDowell, Steve F.	1972-74
McGarr, David W.	1953-54
McGill, Shannon R.	1994, 96-97
McGuire, Patrick W.	1986-88
McGuire, W. Deck	2008-10
McIntyre, Scott A.	1991-94
McKinney, Benjamin T.	2010
McMillin, B.S.	1947-48
McNamara, Kevin M.	1972-73
McQueen, Eric W.	1996-99
Mears, Paul S.	1988, 90-91
Meeks, John W., Jr.	1977-79
Melnick, Bruce (mgr.)	1968
Menger, Johnny V.	1954-57
Menocal, Victor W.	1999-02
Meyer, Gerald J.	1958-60
Middour, David B.	1976-78
Miller, Brandon C.	2009
Mitchell, Andrew E.	1998-01
Mize, Glenn D.	1976-78
Mons, Jeffrey C.	1984-86
Montgomery, Larry H.	1978
Moore, Charles H., Jr.	1981
Moore, Edward E.	1957-58
Moore, Robert E.	1966-68
Moore, Wallace T.	1981
Moore, William M.	1972-73
Moore, William (mgr.)	1964
Moreland, William C.	1969
Morgan, W. Christopher	1983-84
Morris, George A.	1952
Morris, Larry C.	1953-55
Moseley, Larry S.	1965-66
Moxley, Stephen C.	1977
Moylan, Robert R., Jr. (mgr.)	1965-67
Murphy, James E.	1950-51
Murray, Andrew John	2012-present
Murton, Luke F.	2006-09
Murton, Matthew H.	2001-03
Myers, Christopher J.	1991-94
Myers, J. Davis	2000, 2002-03

ooo

O'Brien, Richard T.	1981-82
O'Connor, Dennis M.	1974
O'Hara, R.M.	1948
Ogawa, Elliott K.	2007
Overton, R. Jahmal	1997-00
Owen, Jerry L.	1967-69
Owings, Micah B.	2003-04

ppp

Page, Bill (mgr.)	1967-68
Palka, Daniel B.	2011-present
Papetti, Todd L.	1995, 97
Parker, Derrell A.	1970
Parham, William H., II	1986-88
Parker, Tyler K.	2000-02
Parrott, Rhett M.	1999-01
Parry, Samuel H.	1961
Patterson, Eric S.	2002-04
Patton, Robert A.	1954-57
Payne, Daniel A., Jr.	2005-07
Payne, Jeffrey C.	1965-67
Payton, Jason L.	1992-94
Pearce, Ronald E.	1974-76
Peek, Norris L.	1965-66
Peeples, Joel T.	1979
Perry, Eric J.	1978-81
Perry, Jason K.	2000-02
Perry, Philip A.	2000-02, 04
Petty, Claude	1940's
Pisciotta, Marc G.	1989-91
Pitman, Eddie	1938-39
Pitts, Cole G.	2012-present
Plagman, Anthony R.	2007-10
Poole, James R.	1986-88
Poole, Sean D.	2010
Pope, Mark D.	2009-11
Pope, Milton (mgr.)	1952
Porter, Michael W.	1975-76
Potter, Dixon G.	1954-57
Prager, Berrie M (mgr.)	1956-58
Prather, R. Scott	1996-98
Price, Brian A.	2012
Price, Mallie L.	1960-61
Pridgen, William H.	1971-72
Priestley, Jerry M.	1965-66
Prince, Bryan N.	1998-01
Puck, Larry	1966
Pye, William A.	1976

Robbins, Richard B.	1977-80
Robbins, Whitney L.	2004-06
Roberts, Jonathan D.	2011-present
Robertson, Jack E.	1958
Robinson, J. Andrew	2007-10
Robinson, Glover (mgr.)	1953-54
Robinson, Gregory C.	1980
Robinson, James C., Jr.	1964-66
Robinson, Ronnie	2000
Roddy, Roger	1985-88
Roethlisberger, Kenneth T.	1977-78
Rogers, Jimmy L.	1953
Rogers, Joseph P.	1970-72
Rogers, Stuart H.	1980-84
Rollins, Kevin P.	1998-99
Rose, Shane (tr)	1993-94
Rowland, Jeffrey D.	2008-10
Rucker, Donald G.	1980
Rulon, Bradley M.	2005-08
Rynders, R. Wesley	1999-02

sss

Sager, Brian	2001
Saier, Matthew E.	1994-95
Sailors, William C.	1953
Scharf, Ronald E.	1963-65
Scherer, Nicholas E.	2005-07
Schisler, Michael S.	1970-73
Schmidt, Kyle A.	2002-03
Schoening, Henry W.	1947-50
Scott, William (mgr.)	1952
Scruggs, Charles C.	1942-43
Seabree, Eugene B.	1947-50
Selby, William E.	1963-64
Self, Ryan K.	2003-05
Sermershiem, Michael F.	1949-50
Shannon, Lance D.	1995-96
Shaw, W. Mark	1986
Shea, Jerome R. (mgr.)	1988
Sheeter, Benjamin C.	1999-00
Sheffer, Powell	1951
Sheffield, Charles R.	2012-present
Shepherd, Danny R.	1973
Sheridan, Robert E., Jr.	1960, 63
Shi, James D.III	1962-64
Shirilla, George	1981-85
Shiver, W. Todd	1984-87
Shoop, J. Lynn	1998
Short, Thomas M. (mgr.)	1960-61
Simmons, Kirk E.	1979-80

Smelter, DeAndre T.	2011-present
Smith, Fred (mgr.)	1956
Smith, Forest	1941-43
Smith, James C.	1946-49
Smith, James L., Jr.	1961
Smith, Josh (mgr.)	2005-08
Smith, Michael C.	1992-95
Smith, Patrick G.	1949
Smith, Ralph J.	1964
Smith, Thomas A.	2012-present
Smith, Thomas G., Jr.	1963-64
Sally, Daniel (mgr.)	2004
Samoza, Andrew J.	1992
Sarraw, Michael F.	1969-72
Sarraw, Michael F., Jr.	1993-96
Spingola, Daniel C.	2012-present
Stanford, Michael R.	1982-84
Stanley, Robert E.	1957
Stanley, Ryan C.	2004-05
Stanton, Devin R.	2011-present
Stapleton, Charles M.	1959
Stead, Richard E.	1970-73
Steele, Gary T.	1968-70
Stephens, Peter J.	1983-86
Stevens, James A.	1974
Stewart, C.R.	1948
Stewart, John H.	1985-86
Stiber, Scott (mgr.)	1998-00
Stockton, Bradley T.	1998-01
Strange, Charles C. (mgr.)	1952-53
Street, Thomas G.	1972
Stuart, Brad E.	1982-83
Stuetzer, Ryan R.	1996-97
Suarez, Daniel	1977-79
Swain, Matthew D.	2000-03

Theodocion, Charles D.	1953
Thieme, Richard L.	1995-97
Thomas, James H., Jr.	1995-97
Thomas, J. Brandon	2010-present
Thomas, Michael A.	1959-60
Thomas, Samuel W.	1973-75
Thomas, Terry	1957-58
Thompson, Charles E.	1960-61
Thompson, Jefferson B.	1947-50
Thompson, Jesse C.	1999
Thompson, Tommy E.	1978-81
Thompson, Young H.	1949-50
Thorsten, James S.	1979-81
Tinkoff, Ryan S.	2006, 2008
Todd, Joe D.	1982
Tomasovich, S. Michael	1961-62
Tomasovich, Theodore J.	1966-68
Toups, Leon H.	1958-59
Toups, Roland M.	1958-59
Towney, Jimmy N.	1956-58
Trapani, John David	1980-81
Trapani, Michael R.	2003-06
Triplett, Christopher E.	2011
Trowbridge, Robert H., Jr.	1955
Tuggle, David L.	1974
Tumlin, Chester J., Jr.	1963
Turner, Frank B.	1973-76
Turner, Jack G.	2000
Turner, Ryan J.	2004-07

uuu


Ussery, Jeffrey R.	2007-08, 2010-11
--------------------	------------------

vvv


Vance, Cory W.	1998-00
Vann, Ronald T.	1954, 56-57
Varitek, Jason A.	1991-94
Veazey, Norman D.	1958-59
Vidic, John Michael	2005
Vittur, Charles D.	1967-68
Van Tersch, Zachary T.	2007-09

fff

Tarver, Michael R.	1975
Taylor, Drew W.	2002
Taylor, Joseph W.	1956
Teed, David D.	1956
Teixeira, Mark C.	1999-01
Terrell, Bill	1930
Terry, Vincent J.	1955-57
Theodocion, Charles E.	1960-61




WHIT ROBBINS



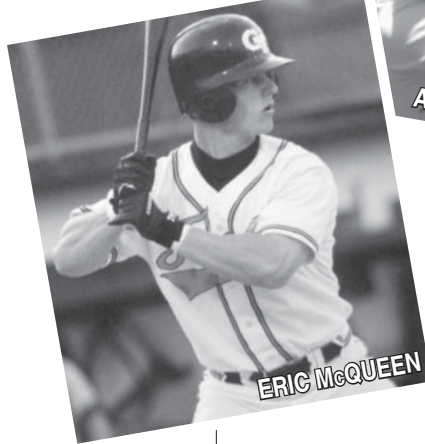
JAHMAL OVERTON



BLAKE WOOD



ANDY MITCHELL



ERIC McQUEEN

nnn

Nail, Jimmy A.	1959
Nass, Alan W.	1961
Neely, John R., Jr.	1957-58
Neighborhood, Jason B.	2003-05
Nelson, Jimmy M., Jr.	1957-59
Newbern, Steven P.	1982-85
Newhan, David M.	1993
Newsom, Gary A.	1980-82
Newsome, Ernest L.	1958
Nichols, Thomas R.	2008-10
Nickas, Michael J.	2002-04
Nickles, Thomas (mgr.)	1951
Nixon, William J. (mgr.)	1965
Noggle, Donnie L.	1965-67
North, Robert E.	1948-51

rrr

Rademacher, Wade	1961-62
Randall, Walter T.	1958
Raper, Ronald A.	1988-90
Rea, Delton G., Jr.	1965-67
Reagin, Harvey F.II	1971-74
Redford, David E.	1952-55
Redovian, James M., Jr.	1989-90
Remole, Clifton M.	2002-04
Reynolds, Michael L.	1988-91
Rhino, Chappell V.	1951-53
Rhino, Daniel V.	1975
Rhino, Randall P.	1972-75
Rigby, Bradley K.	1992-94
Ritter, Ryan N.	1993-95
Rizzo, Joseph G.	1953

Simonds, Matthew M.	2009-10
Sims, Jamie S.	1982-85
Sineway, Ronald E.	1949-50
Sitler, Carl L.	1984-87
Skinner, A. Chester, III	1972-73
Skole, Matthew T.	2009-11
Slayden, Jeremy C.	2002-03, 05

www

Wagner, Nicholas R.	2002-04
Walker, Aaron S.	2001-04
Walker, Howell C.	1952
Walker, John A.	1980-81
Walker, Lewis W., Jr.	1966-67
Walker, Wayne E.	1981
Wallace, Ronald D.	1970
Waller, Edward (mgr.)	1952
Walton, William H., Jr.	1948-49, 51
Watchko, Jeffrey B.	2000-03
Waters, Philip A. (mgr.)	1969-71
Watkins, Daniel E.	1979-82
Watts, Charles S.	1980
Weeman, Stephen K.	1966-67
Weiskopf, Josef C.	1982-83
West, Patrick H.	1978
White, Derrick L.	1985-88
Wickersham, Erskine B. (mgr.)	1963
Widell, Ralph A.	1949
Winters, Matthew R.	2005-07
Wiggins, David B.	1990-91
Williams, Daniel (mgr.)	2004
Williamson, William M.	1961-63
Willner, Robert C.	1995
Wilson, Kristopher K.	1995-97
Wilson, Jack	1959-60
Winn, Connor T.	2009-12
Wirth, Brian D. (mgr.)	1989-91
Wise, Joseph B.	1987-88, 90-91
Wolff, Michael C.	1990-92
Wolkoff, Paul (tr)	1990-92
Wood, Blake D.	2004-06
Wood, Taylor A.	2008-11
Woodward, Greg D.	1981-83
Woodworth, Harry (mgr.)	2005-07
Wren, Colby F.	2011-12
Wren, Kyle P.	2011-present
Wrigley, Jason C.	1995-98

yyy

Yancey, Michael D.	1982-85
Yankosky, L.I.	1994, 96-98
Yokley, E.C. (mgr.)	1958-59
Young, Clyde A.	1951-53
Young, Eulis T.	1951-53
Young, Simon D.	1997-99

List compiled with records available.

Career Statistics of Tech's Top Players

JIMMY ADAMS, C

All-Southeastern Conference Eastern Division, 1963

Year	G-GS	AB	R	H	Avg.	2B	3B	HR	RBI	SB
1963	23	76	12	22	.289	2	2	1	8	2
1964	24	94	16	24	.255	1	3	5	10	7
1965	30	105	22	27	.257	5	4	0	12	9
Total	77	275	50	73	.265	8	9	6	30	18

LANE AKERS, SS

All-Southeastern Conference, 1956

Georgia Tech Hall of Fame, 1969

Year	G-GS	AB	R	H	Avg.	2B	3B	HR	RBI	SB
1954	22	89	17	27	.303	1	1	0	11	2
1955	24	99	33	35	.354	6	1	1	15	5
1956	23	81	18	26	.321	0	4	3	18	1
1957	28	110	29	38	.345	4	3	6	26	3
Total	97	379	97	126	.332	11	9	10	70	11

TOM ANGLE, OF

Georgia Tech Hall of Fame, 1970

Year	G-GS	AB	R	H	Avg.	2B	3B	HR	RBI	SB
1925	21	83	—	35	.422	7	3	7	—	—
1926	26	100	—	50	.500	10	3	9	—	—
1927	28	108	—	42	.388	8	2	2	—	—
Total	75	291	—	127	.436	25	8	18	—	—

KYLE BAKKER, P

2nd-team All-America, 2002

2nd-team All-Atlantic Coast Conference, 2002, 2003

Year	G-GS	W-L	SV	ERA	IP	H	R	ER	BB	SO
2001	16-5	4-1	0	2.78	45.1	49	21	14	9	49
2002	19-19	13-2	0	3.14	134.2	132	58	47	24	115
2003	18-17	8-3	0	4.35	93	97	54	45	36	80
Total	53-41	25-6	0	3.49	273	278	133	106	69	244

TUCKER BARR, C-P

1st-team All-Atlantic Coast Conference, 1995

2nd-team All-Atlantic Coast Conference, 1996

Year	G-GS	AB	R	H	Avg.	2B	3B	HR	RBI	SB
1994	45-25	80	23	22	.275	5	0	0	16	0
1995	60-59	224	54	65	.290	15	1	14	70	1
1996	64-61	219	54	65	.297	13	1	12	42	5
Total	169-145	523	131	152	.291	33	2	26	128	6

Year	G-GS	W-L	SV	ERA	IP	H	R	ER	BB	SO
1994	24-1	1-1	2	3.32	38	30	18	14	10	44
1995	17-0	0-1	12	3.38	182	17	7	7	1	27
1996	7-0	1-1	3	5.79	42	4	5	3	3	3
Total	48-1	2-3	17	3.52	61.1	51	30	24	14	74

JASON BASIL, C-OF

1st-team All-Atlantic Coast Conference, 2000

2nd-team All-Atlantic Coast Conference, 2001

ACC Tournament MVP, 2000

Year	G-GS	AB	R	H	Avg.	2B	3B	HR	RBI	SB
1998	48-37	134	28	42	.313	11	1	3	27	3
1999	55-54	209	43	73	.349	18	0	8	56	5
2000	66-66	251	59	96	.382	25	2	15	83	8
2001	61-61	234	64	78	.333	12	0	14	64	8
Total	230-218	828	194	289	.349	66	3	40	230	24

JERRY BASS, P

All-Metro Conference, 1977

Georgia Tech Hall of Fame, 1983

Year	G-GS	W-L	SV	ERA	IP	H	R	ER	BB	SO
1974	11-7	7-1	0	3.90	55.1	50	34	24	35	42
1975	11-10	3-6	0	3.63	69.1	58	37	28	28	66
1976	14-10	2-4	—	5.48	65.2	79	51	40	29	65
1977	16-14	10-5	—	2.78	119.2	102	53	37	50	121
Total	52-41	22-16	0	3.75	310	289	175	129	142	294

STEVEN BLACKWOOD, OF

1st-team All-Atlantic Coast Conference, 2005

2nd-team All-Atlantic Coast Conference, 2004

3rd-team Academic All-America, 2006

Year	G-GS	AB	R	H	Avg.	2B	3B	HR	RBI	SB
2003	53-27	116	33	41	.353	8	3	5	38	5
2004	65-61	256	71	92	.359	22	0	4	66	7
2005	60-60	241	61	81	.336	13	1	5	65	3
2006	64-62	255	55	69	.271	17	0	7	52	5
Total	242-210	868	220	283	.326	60	4	21	221	20

BUD BLEMKER, 1B-P

2nd-team All-America, 1957

All-Southeastern Conference, 1957, 1959

Georgia Tech Hall of Fame, 1970

Year	G-GS	AB	R	H	Avg.	2B	3B	HR	RBI	SB
1957	14	31	2	9	.290	1	1	1	5	0
1958	23	46	7	11	.239	4	0	1	10	0
1959	18	45	10	15	.333	0	2	2	8	0
Total	55	122	19	35	.287	5	3	4	23	0

Year	G-GS	W-L	SV	ERA	IP	H	R	ER	BB	SO
1957	13	8-0	—	1.36	72.2	47	13	11	28	72
1958	10	1-6	—	3.41	66.0	50	35	25	31	66
1959	12	9-3	—	1.99	95.0	59	29	21	28	54
Total	35	18-9	—	2.20	233.2	156	77	57	87	192

BRANDON BOGGS, OF

1st-team All-Atlantic Coast Conference, 2004

Year	G-GS	AB	R	H	Avg.	2B	3B	HR	RBI	SB
2002	63-54	190	36	58	.305	17	0	0	35	7
2003	55-46	195	37	48	.246	8	2	9	38	11
2004	65-65	255	68	82	.322	14	1	9	58	11
Total	183-165	640	141	188	.294	39	3	18	131	29



MATTHEW BOGGS, 2B-3B-OF

2nd-team Academic All-America, 2002

Year	G-GS	AB	R	H	Avg.	2B	3B	HR	RBI	SB
1998	51-38	126	34	39	.310	5	1	0	16	8
1999	57-56	206	56	65	.316	5	0	0	16	14
2001	56-56	206	56	71	.345	10	1	0	35	7
2002	63-63	234	52	85	.363	12	2	1	43	12
Total	227-213	772	198	260	.337	32	4	1	110	41

FRANK BOLICK, 3B

Freshman All-America, 1986


Year	G-GS	AB	R	H	Avg.	2B	3B	HR	RBI	SB
1986	67-67	238	72	82	.345	8	4	16	62	6
1987	15-15	46	26	17	.370	5	1	4	23	5
Total	82-82	284	98	99	.349	13	5	20	85	11

CAM BONIFAY, 3B

Honorable Mention All-America, 1971

Georgia Tech Hall of Fame, 1982

Year	G-GS	AB	R	H	Avg.	2B	3B	HR	RBI	SB
1971	37	136	22	55	.404	7	2	0	35	—
1972	29	108	25	40	.370	7	4	0	18	—
1973	28	86	17	28	.326	5	4	1	19	4
1974	37	132	42	48	.364	11	3	4	36	4
Total	131	462	106	171	.370	30	13	5	108	8



STEVEN BLACKWOOD

JED BRADLEY, P

2nd-team All-Atlantic Coast Conference, 2010, 2011

Year	G-GS	W-L	SV	ERA	IP	H	R	ER	BB	SO
2009	12-8	2-3	0	6.65	44.2	54	36	33	17	49
2010	16-16	9-5	0	4.83	91.1	107	58	49	25	99
2011	16-16	7-3	0	3.49	98.0	89	47	38	31	106
Total	44-40	18-11	0	4.62	234.0	250	141	120	73	254

DARREN BRAGG, OF

3rd-team All-America, 1990

Georgia Tech Hall of Fame, 2002

Year	G-GS	AB	R	H	Avg.	2B	3B	HR	RBI	SB
1988	43-13	59	11	12	.203	1	0	4	10	3
1989	63-63	213	74	69	.324	13	1	9	42	14
1990	71-70	239	61	95	.397	17	2	10	73	14
1991	65-65	227	86	74	.326	21	2	13	69	20
Total	242-211	738	232	250	.339	52	5	36	194	51

KEVIN BROWN, P

1st-team All-America, 1986

2nd-team All-Atlantic Coast Conference, 1986

Georgia Tech Hall of Fame, 1991

Year	G-GS	W-L	SV	ERA	IP	H	R	ER	BB	SO
1984	11-10	7-2	0	5.56	56.2	67	41	35	32	32
1985	19-18	10-6	0	3.94	137	146	76	60	45	95
1986	21-20	11-5	0	3.57	136	113	76	54	68	122
Total	51-48	28-13	0	4.07	329.2	326	193	149	145	249

ANDY BRUCE, 3B

3rd-team All-America, 1990

1st-team All-America, 1991

1st-team All-Atlantic Coast Conference, 1989, 1990, 1991

ACC Player of the Year, 1991

Georgia Tech Hall of Fame, 2001



Career Statistics of Tech's Top Players

BUTCH CROOK, P

2nd-team All-America, 1966

Year	G-GS	W-L	SV	ERA	IP	H	R	ER	BB	SO
1966	8	1-6	-	3.46	52.0	27	23	20	48	61
Total	8	1-6	-	3.46	52.0	27	23	20	48	61

CHUCK CROWDER, P

1st-team All-America, 1998

3rd-team All-America, 1999

1st-team All-Atlantic Coast Conference, 1999

Year	G-GS	W-L	SV	ERA	IP	H	R	ER	BB	SO
1996	22-14	10-5	0	4.30	92	87	51	44	39	98
1997	8-2	1-0	1	2.08	13	14	5	3	10	16
1998	20-19	12-4	0	3.03	124.2	105	56	42	56	133
1999	23-17	10-5	3	3.62	117	106	57	47	58	130
Total	73-52	33-14	4	3.53	346.2	312	169	136	163	377

JAKE DAVIES, 1B-P

Honorable Mention, All-America, 2012

2nd-team All-Atlantic Region, 2012

2nd-team All-Atlantic Coast Conference, 2011, 2012

ACC Tournament MVP, 2012

Year	G-GS	AB	R	H	Avg.	2B	3B	HR	RBI	SB
2009	11-2	12	2	3	.250	0	0	1	2	0
2010	17-3	25	2	5	.200	1	0	0	3	0
2011	61-56	222	39	77	.347	13	1	5	35	0
2012	63-62	239	43	78	.326	11	0	14	73	0
Total	152-123	498	86	163	.327	36	2	30	113	0

Year	G-GS	W-L	SV	ERA	IP	H	R	ER	BB	SO
2009	27-0	3-0	0	3.54	28.0	24	12	11	16	25
2010	17-0	2-0	0	3.52	15.1	15	8	6	6	10
2011	1-0	0-0	0	0.00	0.1	0	0	0	0	0
2012	1-4	14-5	0	6.61	31.1	37	26	23	18	21
Total	59-5	6-4	0	4.80	75.0	76	46	40	56	14

CRAIG DAY, P

Georgia Tech Hall of Fame, 1962

Year	G-GS	W-L	SV	ERA	IP	H	R	ER	BB	SO
1903	1	0-1	—	—	—	—	—	—	—	—
1904	8	5-3	—	—	62+	—	—	—	—	67
1905	13	11-2	—	—	113	—	—	—	—	70
1906	11	8-2	—	—	93	—	—	—	—	66
Total	33	24-8	—	—	268+	—	—	—	—	203

DEREK DIETRICH, SS

Freshman All-America, 2008

National Freshman of the Year, 2008

2nd-team All-Atlantic Coast Conference, 2008, 2009

ESPN CoSIDA Academic All-America, 2009, 2010

3rd-team All-America, 2010

1st-team All-Atlantic Coast Conference, 2010

ACC Scholar-Athlete of the Year, 2010

Year	G-GS	AB	R	H	Avg.	2B	3B	HR	RBI	SB
2008	62-62	238	53	79	.332	16	2	14	66	3
2009	58-58	225	61	70	.311	7	4	10	54	5
2010	62-62	240	68	84	.350	15	3	17	61	8
Total	182-182	703	182	233	.331	38	9	41	181	16

JEFF DISTASIO, 1B-P

2nd-team All-Atlantic Coast Conference, 1986

ACC Tournament MVP, 1986

Year	G-GS	AB	R	H	Avg.	2B	3B	HR	RBI	SB
1983	31	69	19	22	.319	5	0	4	21	0
1984	3-3	10	1	3	.300	1	0	0	2	1
1985	49-38	142	33	42	.296	8	1	13	38	1
1986	61-60	243	51	80	.329	14	0	19	82	1
Total	144-101+	464	104	147	.317	28	1	36	143	3

Year	G-GS	W-L	SV	ERA	IP	H	R	ER	BB	SO
1983	16-13	6-4	1	4.32	77.0	89	55	37	46	47
1984	5-5	4-0	0	4.18	28.0	23	15	13	24	29
1986	6-6	2-1	0	6.85	22.1	26	21	17	21	17
Total	27-24	12-5	1	4.74	127.1	138	91	67	91	93

DAVID DUNCAN, P

2nd-team All-Atlantic Coast Conference, 2008

Year	G-GS	W-L	SV	ERA	IP	H	R	ER	BB	SO
2006	19-14	7-2	0	5.50	72.0	88	55	44	25	51
2007	16-16	7-4	0	3.72	104.0	106	48	43	30	86
2008	15-15	7-3	0	4.48	96.1	99	53	48	32	74
Total	50-45	21-9	0	4.46	272.1	293	156	135	87	211

DAVID ELDER, P

Honorable Mention All-America, 1996

2nd-team All-Atlantic Coast Conference, 1997

Year	G-GS	W-L	SV	ERA	IP	H	R	ER	BB	SO
1995	23-12	10-5	0	6.98	89	102	73	69	62	64
1996	21-18	9-5	0	5.25	106.1	111	72	62	56	123
1997	22-12	9-4	1	3.44	96.2	96	63	37	42	96
Total	66-42	28-14	1	5.18	292	309	208	168	160	283

LARRY ELLIOTT, SS

NCAA All-District, 1971

Georgia Tech Hall of Fame, 1981

Year	G-GS	AB	R	H	Avg.	2B	3B	HR	RBI	SB
1970	24	96	16	26	.271	3	2	0	4	—
1971	37	143	35	59	.413	12	1	0	19	—
1972	31	116	36	42	.362	10	4	0	11	—
Total	92	355	87	127	.358	25	7	0	34	—

SCOTT ERWIN, P

3rd-team All-America, 1988

All-Atlantic Region, 1988

Georgia Tech Hall of Fame, 2000

Year	G-GS	W-L	SV	ERA	IP	H	R	ER	BB	SO
1986	16-5	3-0	0	5.28	46	44	31	27	47	49
1987	10-5	3-1	0	6.21	29	30	20	20	20	30
1988	17-16	13-0	0	2.61	114	84	46	33	55	106
1989	12-11	6-2	0	3.39	61	49	29	23	59	51
Total	55-37	25-3	0	3.71	250	207	126	103	181	236

MARK FISCHER, OF

1st-team All-America, 1997

3rd-team All-America, 1996

All-Atlantic Region, 1997

1st-team All-Atlantic Coast Conference, 1996

2nd-team All-Atlantic Coast Conference, 1997

Year	G-GS	AB	R	H	Avg.	2B	3B	HR	RBI	SB
1995	57-57	224	50	76	.339	12	7	4	56	5
1996	63-63	260	60	104	.400	23	5	14	66	8
1997	61-61	257	75	91	.354	10	7	24	98	17
Total	181-181	741	185	271	.366	45	19	42	220	30

CARLTON FLEMING, 2B

2nd-team All-Atlantic Coast Conference, 1992

All-Atlantic Region, 1992

Year	G-GS	AB	R	H	Avg.	2B	3B	HR	RBI	SB
1990	65-63	245	67	83	.339	5	0	0	29	18
1991	66-66	268	62	92	.343	7	5	0	43	26
1992	64-64	249	67	89	.357	9	2	3	32	24
Total	195-193	762	196	264	.346	21	7	3	104	68

KEITH FLEMING, P

Georgia Tech Hall of Fame, 1991

Year	G-GS	W-L	SV	ERA	IP	H	R	ER	BB	SO
1983	26-1	5-1	3	3.91	50.2	59	33	22	46	50
1984	28-1	2-2	7	4.23	44.2	45	32	21	29	44
1985	21-13	10-4	3	4.67	104	126	60	54	36	81
1986	36-0	5-4	8	2.30	70.1	53	21	18	27	91
Total	111-15	22-11	21	3.84	269.2	283	146	115	138	266

MIKE FOWLER, OF-1B

2nd-team All-Atlantic Coast Conference, 1987

ACC All-Tournament, 1987

Year	G-GS	AB	R	H	Avg.	2B	3B	HR	RBI	SB
1986	60-53	215	48	76	.353	18	1	15	61	5
1987	65-65	259	84	99	.382	25	1	18	87	19
Total	125-118	474	132	175	.369	43	2	33	148	24

NOMAR GARCIPARRA, SS

1st-team All-America, 1993, 1994

1st-team All-Atlantic Coast Conference, 1993, 1994

GTE Academic All-America, 1993, 1994

Georgia Tech Hall of Fame, 2004

Year	G-GS	AB	R	H	Avg.	2B	3B	HR	RBI	SB
1992	61-60	226	45	82	.363	18	2	3	51	25
1993	49-47	172	39	51	.297	14	1	4	42	8
1994	64-62	274	92	117	.427	26	11	16	73	33
Total	174-169	672	176	250	.372	58	14	23	166	66

PETE GEIST, SS-3B-OF

All-Atlantic Region, 1984

2nd-team All-Atlantic Coast Conference, 1985

Year	G-GS	AB	R	H	Avg.	2B	3B	HR	RBI	SB
1983	51	191	52	67	.351	8	4	7	45	2
1984	55-55	225	68	79	.351	14	4	16	66	6
1985	42-37	152	41	53	.349	19	2	7	35	3
Total	148-92+	568	161	199	.350	41	10	30	146	11

Career Statistics of Tech's Top Players

RICCARDO INGRAM, OF-1B

1st-team All-America, 1987

ACC Player of the Year, 1987

ACC Athlete of the Year, 1987

Georgia Tech Hall of Fame, 1995

Year	G-GS	AB	R	H	Avg.	2B	3B	HR	RBI	SB
1986	66-60	234	41	72	.308	9	3	10	48	7
1987	65-64	237	93	101	.426	21	3	17	99	17
Total	131-124	471	134	173	.367	30	6	27	147	24

GEORGE INMAN, C

All-Southeastern Conference, 1959, 1960

Georgia Tech Hall of Fame, 1979

Year	G-GS	AB	R	H	Avg.	2B	3B	HR	RBI	SB
1959	26	94	22	26	.277	4	3	4	24	1
1960	24	86	29	31	.360	2	2	7	24	1
Total	50	180	51	57	.317	6	5	11	48	2

SCOTT JORDAN, OF

3rd-team All-America, 1985

1st-team All-Atlantic Coast Conference, 1984, 1985

ACC Tournament MVP, 1985

Georgia Tech Hall of Fame, 1990

Year	G-GS	AB	R	H	Avg.	2B	3B	HR	RBI	SB
1982	37	129	33	42	.326	7	1	5	32	7
1983	52	201	68	74	.368	9	5	5	38	36
1984	52-52	206	75	84	.408	17	2	14	57	31
1985	61-60	226	77	94	.416	13	2	12	49	40
Total	202-112+	762	253	294	.386	46	10	36	176	114

ROGER KAISER, OF

All-Southeastern Conference, 1959

Georgia Tech Hall of Fame, 1966

Year	G-GS	AB	R	H	Avg.	2B	3B	HR	RBI	SB
1959	28	110	23	41	.373	6	4	4	32	2
1960	16	66	16	21	.318	0	1	3	17	3
1961	23	95	12	29	.305	5	2	1	12	4
Total	67	271	51	91	.336	11	7	8	61	9

KEITH KERVER, SS

Year	G-GS	AB	R	H	Avg.	2B	3B	HR	RBI	SB
1984	40-25	98	27	29	.296	2	0	0	13	7
1985	49-46	159	36	47	.296	15	1	1	26	1
1986	68-68	272	64	100	.368	13	0	0	43	8
1987	64-64	241	56	76	.315	15	0	1	38	9
Total	221-203	770	183	252	.327	45	1	2	120	25

ROGER KINARD, P

2nd-team All-Atlantic Coast Conference, 1987

Year	G-GS	W-L	SV	ERA	IP	H	R	ER	BB	SO
1984	9-0	1-1	1	6.19	16	17	11	16	22	
1985	13-12	5-2	0	4.84	70.2	62	47	38	47	68
1986	18-18	8-4	0	4.06	106.1	86	57	48	71	71
1987	20-20	12-3	0	3.81	130	119	62	55	66	111
Total	60-50	26-10	1	4.24	323	286	183	152	200	272

JEFF KINDEL, OF

2nd-team All-Atlantic Coast Conference, 2005, 2006

Year	G-GS	AB	R	H	Avg.	2B	3B	HR	RBI	SB
2002	1-0	1	0	1	1.000	0	0	0	0	0
2004	5-0	5	0	2	.400	0	0	0	1	0
2005	62-58	220	50	79	.359	23	1	6	65	2
2006	68-68	273	77	92	.337	18	1	14	55	0
Total	136-126	499	127	174	.349	41	2	20	121	2

Year	G-GS	W-L	SV	ERA	IP	H	R	ER	BB	SO
2002	15-0	1-0	0	3.52	15.1	13	7	6	10	33

ADAM LEGGETT, 2B

2nd-team All-Atlantic Coast Conference, 1996

Year	G-GS	AB	R	H	Avg.	2B	3B	HR	RBI	SB
1995	60-60	228	53	62	.272	10	2	5	35	4
1996	64-62	230	58	78	.339	17	2	13	46	15
1997	61-61	267	75	91	.341	17	2	10	52	18
Total	185-183	725	186	231	.319	44	6	28	133	37



JEFF KINDEL

RICHARD LEWIS, 2B-SS

2nd-team All-America, 2000

1st-team All-Atlantic Coast Conference, 2000

2nd-team All-Atlantic Coast Conference, 2001

Year	G-GS	AB	R	H	Avg.	2B	3B	HR	RBI	SB
1999	47-39	148	26	50	.338	3	0	1	14	7
2000	65-65	274	79	109	.398	17	3	4	52	10
2001	61-61	266	77	100	.376	13	6	11	64	11
Total	173-165	688	182	259	.376	33	9	16	130	28

RICK LOCKWOOD, 3B-SS

1st-team All-Atlantic Coast Conference, 1982-83

Georgia Tech Hall of Fame, 1989

Year	G-GS	AB	R	H	Avg.	2B	3B	HR	RBI	SB
1980	23	79	14	24	.304	2	1	4	17	1
1981	36	141	31	51	.362	6	3	7	24	3
1982	49	180	42	66	.367	13	0	10	55	14
1983	53	201	62	70	.348	19	0	12	67	16
Total	161	601	149	211	.351	40	4	33	163	34

ANTHONY MAISANO, 1B

3rd-team All-America, 1990

1st-team All-Atlantic Coast Conference, 1989, 1990

Year	G-GS	AB	R	H	Avg.	2B	3B	HR	RBI	SB
1989	63-63	218	45	72	.330	14	0	12	59	0
1990	64-59	214	47	69	.322	10	0	25	62	0
Total	127-122	432	92	141	.326	24	0	37	121	0

BOBBY McCaULEY, 2B-SS-3B

All-Southeastern Conference, 1955

Georgia Tech Hall of Fame, 1975

Year	G-GS	AB	R	H	Avg.	2B	3B	HR	RBI	SB
1952	—	31	3	5	.161	2	0	0	0	—
1953	13	54	7	11	.204	1	0	2	7	2
1954	23	84	26	35	.417	4	1	2	16	8
1955	24	95	23	33	.347	3	1	11	33	1
Total	60	264	59	84	.318	10	2	15	56	11

WALT McCONNELL, 2B-3B-1B

1st-team All-Atlantic Coast Conference, 1985

Georgia Tech Hall of Fame, 1993

Year	G-GS	AB	R	H	Avg.	2B	3B	HR	RBI	SB
1983	46	161	47	55	.329	8	2	9	51	5
1984	52-50	189	43	55	.291	12	2	6	49	4
1985	60-60	224	56	80	.357	12	0	10	72	6
Total	158-110+	574	146	188	.328	32	4	25	172	15

DECK McGUIRE, RHP

2nd-team Freshman All-America, 2008

Atlantic Coast Conference Pitcher of the Year, 2009

1st-team All-Atlantic Coast Conference, 2009, 2010

1st-team All-America, 2009

3rd-team All-America, 2010

Year	G-GS	W-L	SV	ERA	IP	H	R	ER	BB	SO
2008	17-13	8-1	0	3.46	78.0	70	35	30	32	70
2009	16-16	11-2	0	3.50	100.1	85	51	39	41	118
2010	16-16	9-4	0	2.95	112.2	94	44	37	33	118
Total	49-45	28-7	0	3.28	291.0	250	130	106	106	306

ERIC McQUEEN, C

2nd-team All-Atlantic Coast Conference, 1999

Year	G-GS	AB	R	H	Avg.	2B	3B	HR	RBI	SB
1996	23-12	47	7	12	.255	2	0	1	7	1
1997	55-55	206	47	65	.316	7	3	8	46	11
1998	53-52	198	48	59	.298	16	1	15	57	10
1999	56-56	216	44	68	.315	10	1	11	37	11
Total	187-175	667	146	204	.306	35	5	35	147	33

JOHNNY MENDER, 3B

All-Southeastern Conference, 1957

Georgia Tech Hall of Fame, 1970

Year	G-GS	AB	R	H	Avg.	2B	3B	HR	RBI	SB
1954	17	61	14	16	.262	0	1	1	12	3
1955	22	90	23	23	.256	7	2	2	18	5
1956	23	98	25	26	.265	2	0	1	17	4
1957	25	93	29	37	.398	4	2	2	14	8
Total	87	342	91	102	.298	13	5	16	51	20

VICTOR MENOCAL, SS-P

1st-team All-Atlantic region, 2001

Atlanta Regional MVP, 2002

Year	G-GS	AB	R	H	Avg.	2B	3B	HR	RBI	SB
1999	50-48	149	20	29	.195	3	0	1	19	2
2000	66-66	280	66	92	.329	13	1	3	39	9
2001	60-60	268	71	102	.381	18	1	4	51	7
2002	67-67	282	63	104	.369	20	2	2	49	8
Total	243-241	979	220	327	.334	54	4	10	158	26

Year	G-GS	W-L	SV	ERA	IP	H	R	ER	BB	SO
2002	10-0	0-0	2	1.93	9.1	7	4	2	3	5

JEFF MONS, C

Freshman All-America, 1984

Year	G-GS	AB	R	H	A
------	------	----	---	---	---

Career Statistics of Tech's Top Players

JAY PAYTON, OF

Consensus 1st-team All-America, 1994
1st-team All-Atlantic Coast Conference, 1994
2nd-team All-Atlantic Coast Conference, 1993
Georgia Tech Hall of Fame, 2005

Year	G-GS	AB	R	H	Avg.	2B	3B	HR	RBI	SB
1992	62-60	248	46	75	.302	12	6	2	27	12
1993	61-61	240	61	83	.346	12	12	14	64	23
1994	67-67	297	78	129	.434	27	4	20	102	8
Total	190-188	785	185	287	.366	51	22	36	193	43

JIM POOLE, P

1st-team All-Atlantic Coast Conference, 1987, 1988
Georgia Tech Hall of Fame, 1997

Year	G-GS	W-L	SV	ERA	IP	H	R	ER	BB	SO
1985	6-0	0-0	0	6.43	7	8	5	5	6	9
1986	31-1	2-0	3	4.62	39	36	24	20	22	51
1987	38-0	4-1	10	3.42	71	53	29	27	32	90
1988	45-0	4-4	9	2.03	71	62	33	16	40	113
Total	120-1	10-5	22	3.26	188	159	91	68	100	263

MARK POPE, P


1st-team All-Atlantic Coast Conference, 2011
2nd-team All-America, 2011

Year	G-GS	W-L	SV	ERA	IP	H	R	ER	BB	SO
2009	25-0	5-1	8	6.00	27.0	32	21	18	16	27
2010	13-11	8-1	1	3.78	78.2	90	37	33	13	73
2011	16-16	11-4	0	1.74	113.2	91	28	22	24	88
Total	54-27	24-6	9	3.00	219.1	213	86	73	53	188

TONY PLAGMAN, 1B

3rd-team All-America, 2010
1st-team All-Atlantic Coast Conference, 2010
2nd-team All-Atlantic Coast Conference, 2009

Year	G-GS	AB	R	H	Avg.	2B	3B	HR	RBI	SB
2007	53-45	154	32	42	.273	11	0	2	23	3
2008	62-58	219	51	67	.306	11	1	16	45	3
2009	58-58	246	59	87	.354	18	2	16	73	4
2010	62-62	239	66	86	.360	16	2	21	78	8
Total	114-109	858	107	282	.329	56	5	55	219	18



SCOTT PRATHER, P-OF

3rd-team All-America, 1998
2nd-team All-Atlantic Coast Conference, 1998

Year	G-GS	W-L	SV	ERA	IP	H	R	ER	BB	SO
1996	21-4	5-2	1	5.89	44.1	52	33	29	27	56
1997	19-5	3-1	0	8.26	40.1	50	39	37	26	43
1998	16-11	3-4	1	6.03	77.2	87	56	52	45	98
Total	56-20	11-7	2	6.54	162.1	189	128	118	98	197

Year	G-GS	AB	R	H	Avg.	2B	3B	HR	RBI	SB
1997	58-56	204	56	68	.333	13	0	9	62	4
1998	56-53	203	51	66	.325	21	0	12	43	1
Total	114-109	407	107	134	.329	34	0	21	105	5

BRYAN PRINCE, C

1st-team All-Atlantic Coast Conference, 2000, 2001

Year	G-GS	AB	R	H	Avg.	2B	3B	HR	RBI	SB
1998	49-44	172	41	58	.337	11	0	5	38	3
1999	38-32	122	26	38	.311	5	0	5	38	1
2000	64-64	256	59	99	.387	21	0	8	77	1
2001	59-58	238	54	83	.349	16	0	6	63	1
Total	210-198	788	180	278	.353	53	0	24	216	6

H.F. REAGIN, C

Georgia Tech Hall of Fame, 1983

Year	G-GS	AB	R	H	Avg.	2B	3B	HR	RBI	SB
1971	32	99	11	11	.111	1	0	2	7	—
1972	20	54	5	9	.167	2	0	1	5	—
1973	28	88	8	22	.250	6	1	3	15	3
1974	36	132	22	40	.303	6	1	3	40	1
Total	116	373	46	82	.220	15	2	9	67	4

BOBBY REEVES, SS

Georgia Tech Hall of Fame, 1985

Year	G-GS	AB	R	H	Avg.	2B	3B	HR	RBI	SB
1924	22	84	—	24	.286	2	1	4	—	—
1925	14	57	—	18	.316	3	3	1	—	—
1926	26	109	—	44	.404	7	8	10	—	—
Total	62	250	—	86	.344	12	12	15	—	—

CLIFTON REMOLE, 1B-OF

2nd-team All-Atlantic Coast Conference, 2004

Year	G-GS	AB	R	H	Avg.	2B	3B	HR	RBI	SB
2002	53-40	152	25	43	.283	3	0	4	34	2
2003	57-56	220	47	71	.323	14	0	4	42	1
2004	65-63	259	47	89	.344	15	2	4	56	5
Total	175-159	631	119	203	.322	32	2	12	132	8

CHAPPELL RHINO, 2B-P-3B-OF

All-Southeastern Conference, 1951, 1953

Georgia Tech Hall of Fame, 1974

Year	G-GS	AB	R	H	Avg.	2B	3B	HR	RBI	SB
1951	No Stats Available									
1952	75	12	14	.187	1	3	0	16	—	—
1953	21	86	13	.203	3	2	0	9	0	—

Year	G-GS	W-L	SV	ERA	IP	H	R	ER	BB	SO
1951	No Stats Available									
1952	6	3-2	—	43.2	—	—	—	—	—	—
1953	8	5-1	—	46.2	41	27	—	14	29	—

BRAD RIGBY, P

1st-team All-America, 1994
2nd-team All-America, 1993
1st-team All-Atlantic Coast Conference, 1993
Georgia Tech Hall of Fame, 2006

Year	G-GS	W-L	SV	ERA	IP	H	R	ER	BB	SO
1992	17-17	8-3	0	2.94	98	83	50	32	46	81
1993	17-17	13-1	0	2.46	98.2	57	33	27	56	132
1994	24-21	14-4	0	3.46	143	104	62	55	74	184
Total	58-55	35-8	0	3.02	339.2	244	145	114	176	397

RYAN RITTER, 2B-OF

2nd-team All-America, 1995
1st-team All-Atlantic Coast Conference, 1995

Year	G-GS	AB	R	H	Avg.	2B	3B	HR	RBI	SB
1993	55-51	200	41	66	.330	8	4	6	37	5
1994	53-45	178	46	53	.298	8	3	8	32	9
1995	59-59	256	76	98	.383	12	4	20	69	6
Total	167-155	634	163	217	.342	28	11	34	138	20

RICHARD ROBBINS, OF

All-Metro Conference, 1977

Year	G-GS	AB	R	H	Avg.	2B	3B	HR	RBI	SB
1977	29	93	16	23	.247	5	1	2	18	3
1978	29	112	17	31	.277	3	2	5	27	4
1979	27	100	24	27	.270	6	3	2	17	2
1980	20	73	11	17	.233	2	1	1	6	1
Total	105	378	68	98	.259	16	7	10	68	10

MATT SAIER, OF-P

1st-team All-Atlantic Coast Conference, 1995

Year	G-GS	AB	R	H	Avg.	2B	3B	HR	RBI	SB
1994	48-27	107	28	20	.187	3	0	2	16	2
1995	53-25	92	25	35	.380	7	0	5	16	3
Total	101-52	199	53	55	.276	10	0	7	32	5

Year	G-GS	W-L	SV	ERA	IP	H	R	ER	BB	SO
1994	4-1	1-1	0	7.59	10.2	15	9	9	6	9
1995	25-4	7-1	2	5.18	81.2	86	54	47	40	76
Total	29-5	8-2	2	5.46	92.1	101	63	56	46	85

MIKE SCHISLER, P

Georgia Tech Hall of Fame, 1980

Year	G-GS	W-L	SV	ERA	IP	H	R	ER	BB	SO
1970	9-2	2-0	—	1.72	36.2	28	8	7	10	42
1971	12-9	8-0	—	2.53	67.2	56	22	19	29	65
1972	10-7	3-3	—	2.41	56	51	25	15	18	40
1973	11-10	9-0	—	1.36	86.1	80	24	13	19	69
Total	42-28	22-3	—	1.97	246.2	215	79	54	76	216

TODD SHIVER, P

ACC Tournament MVP, 1987

Georgia Tech Hall of Fame, 1999

Year	G-GS	W-L	SV	ERA	IP	H	R	ER	BB	SO
1984	20-4	4-0	0	5.13	52.2	54	39	30	45	43
1985	13-0	1-0	0	7.36	18.1	16	19	15	21	16
1986	16-16	8-5	0	4.94	102	109	70	56	84	68
1987	16-16	10-3	0	3.99	103.2	101	58	46	49	82
Total	65-36	23-8	0	4.78	276.2	280	186	147	199	209

JAMIE SIMS, SS-OF

2nd-team All-Atlantic Coast Conference, 1985

Year	G-GS	AB	R	H	Avg.	2B	3B	HR	RBI	SB
1982	27	114	18	31	.272	6	1	3	19	5
1983	45	162	37	59	.364	17	1	10	46	8
1984	49-48	198	47	74	.374	10	1	12	50	15
1985	51-50	196	45	59	.301	13	0	9	49	13
Total	172-98*	670	147	223	.333	46	3	34	164	41

CARL SITLER, INF-OF-C

Year	G-GS	AB	R	H</
------	------	----	---	-----

Career Statistics of Tech's Top Players

J.J. THOMAS, 1B-OF

Honorable Mention All-America, 1996

1st-team All-Atlantic Coast Conference, 1997

2nd-team All-Atlantic Coast Conference, 1995, 1996

Year	G-GS	AB	R	H	Avg.	2B	3B	HR	RBI	SB
1995	57-52	210	57	73	.348	18	0	13	46	3
1996	63-62	228	67	77	.338	17	1	21	68	5
1997	61-61	237	70	72	.304	13	1	22	70	9
Total	181-175	675	194	222	.329	48	2	56	184	17

CHARLIE THOMPSON, OF

All-Southeastern Conference, 1961

Year	G-GS	AB	R	H	Avg.	2B	3B	HR	RBI	SB
1960	13	25	4	6	.240	1	1	0	5	0
1961	22	72	11	26	.361	3	1	1	13	3
Total	35	97	15	32	.330	4	2	1	18	3

TOMMY THOMPSON, 1B

2nd-team All-America, 1979

2nd-team All-Atlantic Coast Conference, 1979

Georgia Tech Hall of Fame, 1986

Year	G-GS	AB	R	H	Avg.	2B	3B	HR	RBI	SB
1978	29	117	30	41	.350	5	1	10	35	1
1979	31	127	33	52	.409	7	1	14	51	3
1980	27	91	23	25	.275	2	0	6	24	0
1981	36	125	32	35	.280	5	0	11	33	0
Total	123	460	118	153	.333	19	2	41	143	4

TED TOMASOVICH, OF-P

NCAA All-District, 1968

Georgia Tech Hall of Fame, 1986

Year	G-GS	AB	R	H	Avg.	2B	3B	HR	RBI	SB
1966	9	11	2	3	.273	0	2	0	4	0
1967	9	21	3	7	.333	2	0	1	5	0
1968	30	113	25	43	.381	9	6	5	38	0
Total	48	145	30	53	.366	11	8	6	47	0

Year	G-GS	W-L	SV	ERA	IP	H	R	ER	BB	SO
1966	7-4	2-2	—	3.90	30	16	13	13	20	24
1967	6-6	3-2	—	3.40	45	38	23	17	12	42
1968	1-0	0-0	—	0.00	1	0	0	0	0	1
Total	14-10	5-4	—	3.55	76	54	36	30	32	67

CORY VANCE, P

3rd-team All-America, 2000

1st-team All-Atlantic Coast Conference, 2000

Freshman All-America, 1998

Year	G-GS	W-L	SV	ERA	IP	H	R	ER	BB	SO
1998	19-11	6-4	0	5.96	80	95	68	53	39	102
1999	18-17	9-3	1	4.43	103.2	118	60	51	50	103
2000	16-16	13-3	0	3.40	119	97	49	45	36	123
Total	53-44	28-10	1	4.43	302.2	310	177	149	125	328

JASON VARITEK, C

Golden Spikes Award winner, 1994

Dick Howser Trophy, 1994

Consensus 1st-team All-America, 1992, 1993, 1994

ACC Player of the Year, 1993

1st-team All-Atlantic Coast Conference, 1992, 1993, 1994

2nd-team All-Atlantic Coast Conference, 1991

Georgia Tech Hall of Fame, 2004

Year	G-GS	AB	R	H	Avg.	2B	3B	HR	RBI	SB
1991	63-61	225	42	67	.298	17	0	7	41	0
1992	62-62	212	54	86	.406	22	0	11	52	2
1993	61-61	228	78	92	.404	20	2	22	72	5
1994	67-67	249	87	106	.426	23	1	17	86	5
Total	253-251	914	261	351	.384	82	3	57	251	12

JEFF WATCHKO, P

2nd-team All-Atlantic Coast Conference, 2002


Year	G-GS	W-L	SV	ERA	IP	H	R	ER	BB	SO
2000	26-2	4-1	6	3.38	58.1	49	25	22	23	54
2001	31-0	1-3	6	3.31	35.1	34	14	13	18	35
2002	29-9	11-1	2	4.01	89.2	94	48	40	19	62
2003	29-1	3-3	5	4.62	48.2	50	25	25	21	41
Total	115-12	19-8	19	3.88	232	227	112	100	81	192

K.G. WHITE, OF

1st-team All-Atlantic Coast Conference, 1987, 1988

Georgia Tech Hall of Fame, 1997

Year	G-GS	AB	R	H	Avg.	2B	3B	HR	RBI	SB
1985	41-24	107	25	42	.392	7	1	4	26	1
1986	64-63	267	59	83	.311	14	3	8	39	26
1987	54-53	214	73	70	.327	13	3	16	51	34
1988	65-63	231	65	78	.338	16	0	18	55	28
Total	224-203	819	222	273	.333	50	7	46	171	89



MATT WIETERS

MATT WIETERS, C

1st-team All-America, 2006, 2007

1st-team All-Atlantic Coast Conference, 2005, 2007

2nd-team All-Atlantic Coast Conference, 2006

Freshman All-America, 2005

ACC Rookie of the Year, 2005

Year	G-GS	AB	R	H	Avg.	2B	3B	HR	RBI	SB
2005	60-59	227	53	83	.366	17	1	10	68	1
2006	68-68	259	72	92	.355	20	0	15	71	3
2007	57-57	218	42	78	.358	17	2	10	59	2
Total	185-184	704	167	253	.359	54	3	35	198	6

Year	G-GS	W-L	SV	ERA	IP	H	R	ER	BB	SO
2005	26-0	3-3	6	2.85	41.0	40	17	13	10	32
2006	21-0	1-3	7	3.41	31.2	35	12	12	8	35
2007	12-1	1-4	3	7.53	14.1	16	12	12	6	16
Total	59-1	5-10	16	3.83	87.0	91	41	37	24	83

BILLY WILLIAMSON, OF

All-Southeastern Conference, 1961

Year	G-GS	AB	R	H	Avg.	2B	3B	HR	RBI	SB
1961	24	92	20	23	.250	3	4	2	20	4
1962	24	93	14	23	.247	2	2	0	14	2
1963	25	104	11	20	.192	2	0	0	11	1
Total	73	289	45	66	.228	7	6	2	45	7

KRIS WILSON, P-1B

1st-team All-America, 1997

1st-team All-Atlantic Coast Conference, 1997

Year	G-GS	W-L	SV	ERA	IP	H	R	ER	BB	SO
1995	18-18	8-2	0	3.46	112	109	57	43	35	101
1996	21-15	5-3	0	5.03	98.1	127	69	55	24	66
1997	19-16	12-2	2	3.12	118.1	114	50	41	30	103
Total	58-49	25-7	2	3.81	328.2	350	176	139	89	270

Year	G-GS	AB	R	H	Avg.	2B	3B	HR	RBI	SB
1997	59-59	241	45	72	.299	14	1	5	43	3

BLAKE WOOD, P

2nd-team All-Atlantic Coast Conference, 2005

Year	G-GS	W-L	SV	ERA	IP	H	R	ER	BB	SO
2004	15-4	1-2	0	7.84	31.0	40	30	27	14	23
2005	18-18	10-1	0	3.13	106.1	111	48	37	24	74
2006	19-19	11-4	0	4.79	114.2	138	71	61	41	95
Total	52-41	22-7	0	4.46	252.0	289	149	125	79	192

JASE WRIGLEY, P

2nd-team All-Atlantic Coast Conference, 1998

Year	G-GS	W-L	SV	ERA	IP	H	R	ER	BB	SO
1995	20-2	2-1	0	8.27	37	45	40	34	25	44
1996	25-4	4-4	2	3.41	74	67	39	28	39	57
1997	28-9	7-3	3	4.67	79	72	44	41	37	66
1998	30-4	5-4	4	3.79	73.2	67	47	31	37	68
Total	103-19	18-12	9	4.57	263.2	251	170	134	138	235

DOUG WYCOFF, OF

Georgia Tech Hall of Fame, 1956

Year	G-GS	AB	R	H	Avg.	2B	3B	HR	RBI	SB
1924	20	76	—	32	.421	4	1	1	—	—
1925	21	81	—	33	.407	7	3	3	—	—
1926	26	98	—	43	.439	7	2	9	—	—
Total	67	255	—	108	.424	18	6	13	—	—

L.J. YANKOSKY, P


2nd-team All-Atlantic Coast Conference, 1998

GTE Academic All-America, 1997, 1998

Year	G-GS	W-L	SV	ERA	IP	H	R	ER	BB	SO
1994	12-7	4-0	1	2.68	53.2	47	20	16	21	32
1996	17-0	2-0	2	6.38	18.1	12	15	13	18	20
1997	19-12	8-3	2	5.03	77	79	57	43	43	51
1998	18-17	11-1	1	4.23	110.2	104	56	52	42	110
Total	66-36	25-4	6	4.30	259.2	242	148	124	124	213




Georgia Tech's Triple Crown Winners




1959 ROGER KAISER




1958 EARL MOORE




1968 TED TOMASOVICH




1960 GEORGE INMAN




1991 ANDY BRUCE




1975 FRANK TURNER




1994 JAY PAYTON



1992, 1993 JASON VARITEK



1999 MARK TEIXEIRA



1997 MARK FISCHER

TEAM

RUNS SCORED

Inning: 15, vs. Charleston Southern (4th inning), 3-2-99

Game: 41, vs. Earlham, 3-21-75

Game (both teams): 44, vs. Georgia State, 3-5-81 (Tech 35, GSU 9)

Season (most): 662 in 1987

Season (fewest): 72 in 1964

Season, per game (highest): 10.3 in 1984

Season, per game (lowest): 3.0 in 1964

MOST AT-BATS

Game: 59, vs. Earlham, 3-21-75

Season: 2,493 in 1986

MOST PLATE APPEARANCES

Inning: 20, vs. Charleston Southern (4th inning), 3-2-99

Game: 77, vs. Earlham, 3-21-75

Season: 2,933 in 1994

BATTING AVERAGE

Season (highest): .347 in 2001

Season (lowest): .217 in 1964

BASE HITS

Inning: 10 vs. Georgia State (8th), 4-12-94; Jacksonville State (3rd), 3-5-96; Oakland (4th), 2-28-01; Virginia Tech (1st) and (2nd), 5-14-05.

Game: 30, vs. Maryland, 3-28-85

Game (both teams): 43, vs. Georgia State, 3-5-81 (Tech 28, GSU 15); Wake Forest, 4-4-81 (Tech 24, WF 19).

Season (most): 833 in 2000

Season (fewest): 163 in 1953

Season, per game (highest): 12.7 in 2001

Season, per game (lowest): 7.0 in 1964

DOUBLES

Game: 8 vs. Rutgers, 3-6-99; at Wake Forest, 4-19-09

Game (both teams): 14, vs. New Orleans, 3-30-88 (GT 5, UNO 9)

Season (most): 164 in 1994

Season (fewest): 14 in 1964

TRIPLES

Game: 3, vs. Fairfield, 3-30-78; Ga. State, 4-25-84; Appalachian State, 3-9-94; Siena, 3-19-94; Ga. State, 4-12-94; N.C. State, 5-9-97; Cincinnati, 2-21-98; Georgia, 4-24-07; Mercer, 3-24-10; Georgia, 4-14-10

Game (both teams): 5, vs. Duke, 3-23-72

Season (most): 31 in 1994

Season (fewest): 1 in 1958, 1999

Triple Crown Winners

The following Georgia Tech players have led their teams in batting, home runs and runs batted in.

Year	Player	HR	RBI	AVG
1958	Earl Moore	4	15	.287
1959	Roger Kaiser	4	32	.373
1960	George Inman	7	24	.360
1968	Ted Tomasovich	5	38	.381
1975	Frank Turner	2	30	.376
1991	Andy Bruce	*22	*96	.345
1992	Jason Varitek	11	52	.406
1993	Jason Varitek	*22	72	*.404
1994	Jay Payton	20	*102	*.434
1997	Mark Fischer	24	98	.354
1999	Mark Teixeira	13	65	.387

* Denotes school record

Batting Records

HOME RUNS

Game: 11, vs. Maryland, 3-28-85

Game (both teams): 12, vs. Maryland, 3-28-85; Mercer, 4-22-08.

Season (most): 122 in 2010

Season (fewest): 3 in 1970

Season, per game (most): 1.98 in 2010 (122 in 62 games)

Season, per game (fewest): 0.13 in 1970 (3 in 24 games)

GRAND SLAM HOME RUNS

Game: 2, (last time vs. Georgia Southern, 4-16-08)

Season: 10 in 1998

TOTAL BASES

Game: 69, vs. Maryland, 3-28-85

Season (most): 1,345 in 1987

Season (fewest): 215 in 1953

RUNS BATTED IN

Game: 34, vs. Earlham, 3-21-75

Season (most): 602 in 1987

Season (fewest): 59 in 1964

STOLEN BASES

Game: 10 vs. Cincinnati, 3-25-21

Game (both teams): 11, vs. Elon, 3-24-84

Season: 144 in 1987

Season, per game (most): 2.22 in 1987 (144 in 65 games)

Season, per game (fewest): 0.17 in 1958 (4 in 24 games)

SLUGGING PERCENTAGE

Season (highest): .575 in 2010

Season (lowest): .295 in 1961

STRIKEOUTS

Game: 17, vs. Florida State, 4-16-05; vs. Virginia, 4-9-10

Season (most): 498 in 1997

Season (fewest): 124 in 1980

WALKS

Game: 19, vs. Hope, 3-25-78

Game (both teams): 27, vs. Wake Forest, 4-4-81

Season (most): 411 in 1990

Season (fewest): 64 in 1964

WALK-TO-STRIKEOUT RATIO

Season (best): 1.6-1 in 1983 (353 BB, 221 SO)

Season (worst): 0.4-1 in 1965 (64 BB, 155 SO)

RUNNERS LEFT ON BASE

Game (9 inn.): 18, vs. Virginia, 3-23-83; North Carolina, 5-14-97

Game (extra inn.): 20, vs. Wake Forest (12 innings), 4-4-81

Season (most): 587 in 1985

BATTERS HIT BY PITCH

Season (most): 88 in 2002

Season (fewest): 5 in 1964

SACRIFICE HITS

Season (most): 55 in 1993

Season (fewest): 4 in 1977

SACRIFICE FLIES

Game: 6 vs. Wake Forest, 4-14-95 *NCAA Record

Season (most): 46 in 2000

Season (fewest): 1 in 1964



Batting Records

Misc. Team Records

MOST GAMES SHUT OUT, SEASON: 3
(1961, 1963, 1964, 1966, 1975, 1998)
MOST CONSECUTIVE GAMES SHUT OUT: 1
(modern era)
MOST CONSECUTIVE SCORELESS INNINGS: 20 (1957)
MOST CONSECUTIVE SCORING GAMES: 302
(Florida State, 5-2-76, through Wake Forest, 4-15-84; streak ended by Maryland, 4-18-84)
MOST GAMES IN DOUBLE-FIGURE RUNS, SEASON: 35 (1987)
MOST CONSECUTIVE GAMES IN DOUBLE-FIGURE RUNS: 8 (Duke, 3-4-05, through Wake Forest, 3-13-05)

INDIVIDUAL

MOST GAMES PLAYED

Season: 71, Darren Bragg, 1990; Andy Bruce, 1990
Career: 253, Jason Varitek, 1991-94

MOST AT-BATS

Game: 8, Bert Kizer vs. Earlham, 3-21-75; Greg Woodward vs. Georgia State, 3-5-81; Todd Moore vs. Wake Forest, 4-4-81; Scott McIntyre vs. Washington, 5-30-94.
Season: 297, Jay Payton, 1994
Career: 979, Victor Menocal, 1999-2002

BEST BATTING AVERAGE

Season (50-99 AB): .465, Bob Lusk, 1951
Season (100-199 AB): .500, Tom Angley, 1926
Season (200+ AB): .434, Jay Payton, 1994
Career (200+ AB): .436, Tom Angley, 1925-27

MOST RUNS SCORED

Game: 7, Frank Turner vs. Earlham, 3-21-75
Season: 104, Mark Teixeira, 2000
Career: 261, Jason Varitek, 1991-94

MOST BASE HITS

Game: 6, by K.G. White vs. Evansville, 3-6-87; Jeremy Slayden vs. Duke, 5-24-03; Chase Burnett vs. Presbyterian, 5-3-09
Season: 129, Jay Payton, 1994
Career: 351, Jason Varitek, 1991-94

MOST DOUBLES

Game: 3, Tom Angley vs. Auburn, 4-10-26; Jim Giuliani vs. Hope, 3-27-76; K.G. White vs. Piedmont, 3-10-87; Nomar Garciaparra vs. North Carolina, 5-18-94; Matt Saier vs. Duke, 4-7-95; Mark Fischer vs. Georgia State, 4-2-96; Scott Byers vs. Tulane, 5-25-96; Mark Teixeira vs. Kent, 3-21-99; Tyler Parker vs. Liberty, 3-15-00 and Tennessee Tech, 2-17-02; Jason Basil vs. NC State, 3-9-01; Steven Blackwood vs. Purdue, 3-17-04 and NC State, 3-18-05; Whit Robbins vs. Wofford, 5-16-06; Tony Plagman at Wake Forest, 4-17-09; Chase Burnett vs. Presbyterian, 5-3-09
Season: 27, Jay Payton, 1994
Career: 82, Jason Varitek, 1991-94

MOST TRIPLES

Game: 2, Jennings vs. Alabama, 4-25-23; Tom Angley vs. Maryland, 4-15-25; Bobby Reeves vs. Vanderbilt, 4-24-26 and NC State, 4-28-26; Duck McKee vs. Illinois, 4-19-30 and Mercer, 4-11-31 and 4-21-31; Carl Waits vs. Clemson, 4-27-35; Larry Elliott vs. Mercer, 5-12-72; Scott Jordan vs. Ohio Northern, 3-5-83; Greg Woodward vs. Virginia, 3-22-83; Steve Newbern vs. Augusta, 4-11-83; Nomar Garciaparra vs. Appalachian State, 3-9-94; Brad Stockton vs. Oakland, 2-27-01; Richard Lewis vs. Charleston Southern, 5-5-01; Luke Murton vs. Duke, 3-25-07; Jeff Ussery vs. Georgia, 4-24-07; Jeff Rowland vs. Missouri State, 2-20-10; Kyle Wren vs. Kent State, 2-29-12
Season: 12, Jay Payton, 1993
Career: 22, Jay Payton, 1992-94

MOST HOME RUNS

Game: 3, Bobby Reeves vs. Auburn, 4-5-24; and Alabama, 4-14-26; Pete Geist vs. Ohio State, 3-21-84; K.G. White vs. Wake Forest, 4-12-87; Andy Bruce vs. Duke, 4-13-90; Jason Varitek vs. N.C. State, 5-9-93; Ryan Ritter vs. N.C. State, 5-14-95; Scott Byers vs. Maryland, 5-3-96; Luke Murton vs. Clemson, 5-27-06; Chase Burnette vs. Presbyterian, 5-3-09
Season: 25, Anthony Maisano, 1990
Career: 57, Jason Varitek, 1991-94*

*Anthony Maisano hit 69 career home runs (32 at Wake Forest, 37 at Georgia Tech)

HOME RUNS IN CONSECUTIVE GAMES

Season: 8 games, Andy Bruce (9 HR) from March 2-10, 1991 *NCAA record

MOST GRAND SLAM HOME RUNS

Season: 4, Tyler Greene vs. Wake Forest (3-11-05, 3-13-05), Maryland (4-3-05), Virginia Tech (5-15-05); Brad Feltes vs. Georgia State (3-25-08), Boston College (3-29-08), Georgia Southern (4-16-08), Maryland (4-20-08).

MOST RUNS BATTED IN

Game: 9, Pete Geist vs. Ohio State, 3-21-84; Andy Bruce vs. Georgia, 3-21-94; Chase Burnett vs. Presbyterian, 5-3-09
Season: 102, Jay Payton, 1994
Career: 251, Jason Varitek, 1994

MOST TOTAL BASES

Game: 18, Chase Burnett vs. Presbyterian, 5-3-09
Season: 224, Jay Payton, 1994
Career: 610, Jason Varitek, 1991-94

BEST SLUGGING PERCENTAGE

Season: .930, Tom Angley, 1926
Career: .763, Tom Angley, 1925-27

MOST STRIKEOUTS

Game: 5, Tucker Barr vs. Clemson, 5-10-96; Danny Payne vs. Rutgers, 2-26-05; Steven Blackwood vs. South Florida, 5-6-06.
Season: 80, J.J. Thomas, 1997
Career: 203, J.J. Thomas, 1995-97

TOUGHEST TO STRIKE OUT

Season (50-99 AB): 1/15.50, Johnny Menger, 1957
Season (100-199 AB): 1/51.50, Gary Newsom, 1980
Season (200+ AB): 1/19.14, Carlton Fleming, 1991
Career (200+ AB): 1/17.72, Carlton Fleming, 1990-92

MOST WALKS

Game: 5, Gary Newsom vs. Wake Forest, 4-4-81; David Ivester vs. Maryland, 4-14-89; Tucker Barr vs. Kent, 3-22-96.
Season: 76, Jason Varitek, 1994
Career: 221, Darren Bragg, 1988-91
Season (IBB): 17, Mark Teixeira, 2000
Career (IBB): 34, Mark Teixeira, 1999-01

MOST STOLEN BASES

Game: 5, K.G. White vs. East Tennessee St., 3-25-87; Eric Patterson vs. Duke, 5-8-04.
Season: 50, Ty Griffin, 1986
Career: 127, Ty Griffin, 1986-88
Most in season without being caught: 25, Nomar Garciaparra, 1992
Most consecutive successful steals: 35, Nomar Garciaparra, 1992-94

MOST SACRIFICE BUNTS

Season: 14, Ryan Ritter, 1993
Career: 22, Scott McIntyre, 1991-94

MOST SACRIFICE FLIES

Season: 11, Jason Basil, 2000
Career: 21, Jason Basil, 1998-01

MOST TIMES HIT BY PITCH



Season: 21, Derek Dietrich, 2010
Career: 55, Matthew Boggs, 1998-2002

LONGEST HITTING STREAKS

(All streaks of 20 games or more)
30 games, Victor Menocal, 2002
28 games, Carlton Fleming, 1990
27 games, Jay Payton, 1993
27 games, Richard Lewis, 2000
24 games, Riccardo Ingram, 1987
23 games, Scott Jordan, 1984
23 games, Tyler Greene, 2005
22 games, K.G. White, 1987
22 games, Jay Payton, 1994
21 games, J.J. Thomas, 1996
20 games, Ty Griffin, 1987
20 games, Derik Goffena, 2000

CONSECUTIVE GAMES REACHING BASE

80 games, Danny Payne, 2006-07
79 games, Scott Jordan, 1984-85
65 games, Jason Varitek, 1993-94
58 games, Mark Teixeira, 2000-01
56 games, Richard Lewis, 2000-01




PETE GEIST (top) set a school record with nine RBI in a game against Ohio State in 1984. He also hit three home runs in that game, a Tech mark shared by several players. **K.G. WHITE** (middle) set Georgia Tech single game records for base hits (6 vs. Evansville) and stolen bases (5 vs. East Tennessee State) in 1987. Jeremy Slayden (2003) and Chase Burnett (2009) have since tied White's record. **DANNY PAYNE** (bottom) ended his career at Georgia Tech by reaching base safely in his last 80 games.

Career Batting Leaders



VICTOR MENOCAL (left) and Jason Varitek are the only two players in Tech history to record 300 base hits. Menocal collected his 327 hits in a school-record 979 at bats. CARLTON FLEMING (right) was the toughest player for opposing pitchers to strike out in school history.



TY GRIFFIN (right) owns one of the few career records not belonging to Jason Varitek - stolen bases. Griffin owns three of the top six single season stolen base totals in Tech history. MARK TEIXEIRA (left) finished with the highest career batting average at Georgia Tech in the last 70 years.



JASON VARITEK is at the top of nearly every Georgia Tech career list.

Batting Average

(Min. 200 at-bats)	H-AB	Avg.	Years
1. Tom Angley	127-291	.4364	1925-27
2. Doug Wycoff	108-255	.4235	1924-26
3. Mark Teixeira	216-528	.4091	1999-01
4. Scott Jordan	294-762	.3858	1982-85
5. Jason Varitek	351-914	.3840	1991-94
6. Richard Lewis	259-688	.3765	1999-01
7. Nomar Garciaparra	250-672	.3720	1992-94
8. Cam Bonifay	171-462	.3701	1971-74
9. Mike Fowler	175-474	.3692	1986-87
10. Riccardo Ingram	177-482	.3672	1985-87
11. Mark Fischer	271-741	.3657	1995-97
12. Jay Payton	287-785	.3656	1992-94
13. Matt Wieters	253-704	.3594	2005-07
14. Chris Morgan	143-402	.3557	1983-84
15. Heath Honeycutt	195-549	.3552	1996-98
16. Randy Carroll	80-226	.3540	1965-66
17. Doug Ibele	132-374	.3529	1976-79
18. Bryan Prince	278-788	.3528	1998-01
19. Michael Wolff	161-457	.3523	1990-92
20. Larry Elliott	132-375	.3520	1969-72

Slugging Percentage

(Min. 200 at-bats)	TB-AB	Pct.	Years
1. Tom Angley	222-291	.763	1925-27
2. Mark Teixeira	376-528	.712	1999-01
3. Doug Wycoff	177-255	.694	1924-26
4. Mike Fowler	321-474	.677	1986-87
5. Bobby Reeves	167-250	.668	1924-26
6. Jason Varitek	610-914	.667	1991-94
7. JJ. Thomas	442-675	.655	1995-97
8. Tommy Thompson	299-460	.650	1978-81
9. Mark Fischer	480-741	.648	1995-97
10. Anthony Maisano	276-432	.639	1989-90
11. Chase Burnette	167-250	.639	2008-10
12. Jay Payton	490-785	.624	1992-94
13. Riccardo Ingram	302-489	.618	1985-87
14. Pete Geist	350-568	.616	1983-85
15. Jeff Distasio	285-464	.614	1983-86
16. Scott Jordan	468-762	.614	1982-85
17. Andy Bruce	506-830	.610	1988-91
18. Matt Skole	415-681	.609	2009-11
19. Billy Parham	357-591	.604	1986-88
20. Nomar Garciaparra	405-672	.603	1992-94
21. Tony Plagman	513-858	.598	2007-10

Toughest to Strike Out

(Most at-bats per K)	AB-K	AB/K	Years
1. Carlton Fleming	762-43	17.72	1990-92
2. Greg Woodward	441-25	17.64	1981-83
3. Gary Newsom	428-28	15.29	1980-82
4. Frank Turner	466-31	15.03	1973-76
5. Jay Payton	785-59	13.31	1992-94
6. Chris Morgan	402-32	12.56	1983-84
7. Jim Giuliani	356-30	11.87	1974-76
8. Nomar Garciaparra	672-62	10.84	1992-94
9. Bert Kizer	502-47	10.68	1974-77
10. Scott Byers	796-76	10.47	1993-96
11. Rick Lockwood	601-62	9.69	1980-83
12. Doug Ibele	374-39	9.59	1976-79
13. Keith Kerver	770-81	9.51	1984-87
14. David Boyd	344-37	9.30	1974-76
15. Mark Teixeira	528-58	9.10	1999-01
16. Mickey Langley	324-36	9.00	1975-78
17. Donnie Noggle	312-35	8.91	1965-67
18. Victor Menocal	979-111	8.82	1999-02
19. Clifton Remole	631-73	8.64	2002-04
20. Kyle Wren	523-62	8.44	2011-

Career Batting Leaders

Hits

1. Jason Varitek	351	1991-94
2. Victor Menocal	327	1999-02
3. Scott Jordan	294	1982-85
4. Jason Basil	289	1998-01
5. Jay Payton	287	1992-94
6. Steven Blackwood	283	2003-06
7. Tony Plagman	282	2007-10
8. Brandon Hensley	281	1992-95
9. Andy Bruce	278	1988-91
Bryan Prince	278	1998-01
11. K.G. White	273	1985-88
13. Mark Fischer	271	1995-97
13. Steve Newbern	267	1982-85
Scott Byers	267	1993-96
15. Carlton Fleming	264	1990-92
16. Matthew Boggs	260	1998-02
17. Richard Lewis	259	1999-01
18. Ty Griffin	255	1986-88
Luke Murton	255	2006-2009
20. Matt Wieters	253	2005-07
21. Keith Kerver	252	1984-87
22. Darren Bragg	250	1988-91
Nomar Garciaparra	250	1992-94
24. Eric Patterson	244	2002-04
25. Tyler Greene	242	2003-05

Runs Scored

1. Jason Varitek	261	1991-94
2. Scott Jordan	253	1982-85
3. Steve Newbern	242	1982-85
4. Darren Bragg	232	1988-91
5. K.G. White	222	1985-88
6. Ty Griffin	220	1986-88
Victor Menocal	220	1999-02
8. Tony Plagman	213	2007-10
Eric Patterson	205	2002-04
10. Danny Payne	201	2005-07
11. Matthew Boggs	198	1998-02
12. Carlton Fleming	196	1990-92
13. J.J. Thomas	194	1995-97
Jason Basil	194	1998-01
15. Andy Bruce	193	1988-91
16. Jeff Rowland	188	2008-10
17. Adam Leggett	186	1995-97
18. Jay Payton	185	1992-94
Mark Fischer	185	1995-97
20. Keith Kerver	183	1984-87
21. Derek Dietrich	182	2008-10
Richard Lewis	182	1999-01

Runs Batted In

1. Jason Varitek	251	1991-94
2. Andy Bruce	232	1988-91
3. Jason Basil	230	1998-01
4. Steven Blackwood	221	2003-06
5. Mark Fischer	220	1995-97
6. Tony Plagman	219	2007-10
7. Bryan Prince	216	1998-01
8. Luke Murton	201	2006-09
9. Matt Wieters	198	2005-07
10. Darren Bragg	194	1988-91
11. Jay Payton	193	1992-94
12. Brandon Hensley	184	1992-95
J.J. Thomas	184	1995-97
14. Derek Dietrich	181	2008-10
Scott Byers	181	1993-96
16. Matt Skole	179	2009-11
17. Scott Jordan	176	1982-85
18. Walt McConnell	172	1983-85
19. K.G. White	171	1985-88
Jeremy Slayden	171	2002-05
21. Tyler Greene	167	2003-05
22. Nomar Garciaparra	166	1992-94
23. Mark Teixeira	165	1999-01

Home Runs

1. Jason Varitek	57	1991-94
2. J.J. Thomas	56	1995-97
3. Tony Plagman	55	2007-10
4. Andy Bruce	52	1988-91
5. Luke Murton	47	2006-09
6. Matt Skole	47	2009-11
7. K.G. White	46	1985-88
8. Billy Parham	42	1986-88
Mark Fischer	42	1995-97
10. Derek Dietrich	41	2008-10
Tommy Thompson	41	1978-81
12. Jason Basil	40	1998-01
Jeremy Slayden	40	2002-05
14. Anthony Maisano	37	1989-90
15. Scott Jordan	36	1982-85
Jeff Distasio	36	1983-86
Darren Bragg	36	1988-91
Jay Payton	36	1992-94
Mark Teixeira	36	1999-01
20. Eric McQueen	35	1996-99
Matt Wieters	35	2005-07
22. Jamie Sims	34	1982-85
Ryan Ritter	34	1993-95

Doubles

1. Jason Varitek	82	1991-94
2. Scott Byers	70	1993-96
3. Jason Basil	66	1998-01
4. Luke Murton	61	2006-09
5. Steven Blackwood	60	2003-06
6. Nomar Garciaparra	58	1992-94
7. Tony Plagman	56	2007-10
8. Andy Bruce	54	1988-91
Brandon Hensley	54	1992-95
Victor Menocal	54	1999-02
Wes Hodges	54	2004-06
Matt Wieters	54	2005-07
13. Bryan Prince	53	1998-01
14. Darren Bragg	52	1988-91
Brad Stockton	52	1998-01
16. Jay Payton	51	1992-94
17. K.G. White	50	1985-88
18. J.J. Thomas	48	1995-97
19. Michael Sorrow	47	1993-96
20. Jamie Sims	46	1982-85
Scott Jordan	46	1982-85
22. Steve Newbern	45	1982-85
Keith Kerver	45	1984-87
Mark Fischer	45	1995-97
Danny Payne	45	2005-07

Triples

1. Jay Payton	22	1992-94
2. Mark Fischer	19	1995-97
3. Steve Newbern	15	1982-85
4. Nomar Garciaparra	14	1992-94
5. Cam Bonifay	13	1971-74
Kyle Wren	13	2011-
7. Bobby Reeves	12	1924-26
Duck McKee	12	1930-31
Eric Patterson	12	2002-04
Jeff Rowland	12	2008-10
11. Randy Rhino	11	1971-74
Michael Smith	11	1992-95
Ryan Ritter	11	1993-95
14. Randy Carroll	10	1965-66
Pete Geist	10	1983-85
Scott Jordan	10	1982-85
Carl Sittler	10	1984-87
Tom Green	10	1989-90
Anthony Byrd	10	1990-92
Michael Sorrow	10	1993-96
Brandon Thomas	10	2010-

Total Bases

1. Jason Varitek	610	1991-94
2. Tony Plagman	513	2007-10
3. Andy Bruce	506	1988-91
4. Jay Payton	490	1992-94
5. Jason Basil	481	1998-01
6. Mark Fischer	480	1995-97
7. K.G. White	475	1985-88
8. Scott Jordan	468	1982-85
9. Luke Murton	465	2006-09
10. J.J. Thomas	442	1995-97
11. Scott Byers	438	1993-96
12. Brandon Hensley	422	1992-95
13. Darren Bragg	420	1988-91
14. Victor Menocal	419	1999-02
15. Matt Wieters	418	2005-07
16. Matt Skole	415	2009-11
Steven Blackwood	414	2003-06
18. Derek Dietrich	412	2008-10
19. Jeremy Slayden	406	2002-05
20. Nomar Garciaparra	405	1992-94
21. Bryan Prince	403	1998-01

Stolen Bases



1. Ty Griffin	127	1986-88
2. Eric Patterson	124	2002-04
3. Scott Jordan	114	1982-85
4. K.G. White	89	1985-88
5. Steve Newbern	86	1982-85
6. Carlton Fleming	68	1990-92
7. Nomar Garciaparra	66	1992-94
Tyler Greene	66	2003-05
9. Danny Payne	64	2005-07
10. Jeff Rowland	56	2008-10
Anthony Byrd	56	1990-92
12. Red Barron	54	1920-22
13. Darren Bragg	51	1988-91
14. Randy Rhino	46	1971-74
15. Michael Smith	44	1992-95
16. Jay Payton	43	1992-94
17. Matt Murton	42	2001-03
18. Jamie Sims	41	1982-85
Matthew Boggs	41	1998-02
20. Larry Maurer	40	1980-82
21. Adam Easterling	39	1994-97
22. Marty Durkin	37	1988-89
Tom Green	37	1989-90
Adam Leggett	37	1995-97

At Bats

1. Victor Menocal	979	1999-02
2. Jason Varitek	914	1991-94
3. Brandon Hensley	881	1992-95
4. Steven Blackwood	868	2003-06
5. Tony Plagman	858	2007-10
6. Andy Bruce	830	1988-91
7. Jason Basil	828	1998-01
8. K.G. White	819	1985-88
9. Luke Murton	814	2006-09
10. Scott Byers	796	1993-96
11. Bryan Prince	788	1998-01
12. Jay Payton	785	1992-94
13. Steve Newbern	782	1982-85
14. Matthew Boggs	772	1998-02
Eric Patterson	772	2002-04
16. Keith Kerver	770	1984-87
17. Ty Griffin	767	1986-88
18. Scott Jordan	762	1982-85
Carlton Fleming	762	1990-92
20. Tyler Greene	753	2003-05

Games Played

1. Jason Varitek	253	1991-94
2. Victor Menocal	243	1999-02
3. Darren Bragg	242	1988-91
Brandon Hensley	242	1992-95
Steven Blackwood	242	2003-06
6. Tony Plagman	235	2007-10
7. Jason Basil	230	1998-01
8. Andy Bruce	228	1988-91
9. Matthew Boggs	227	1998-02
10. Luke Murton	225	2006-09
11. K.G. White	224	1985-88
12. Keith Kerver	221	1984-87
13. Brad Stockton	220	1998-01
14. Michael Sorrow	219	1993-96
15. Scott Byers	217	1993-96
16. Steve Newbern	210	1982-85
Bryan Prince	210	1998-01
18. Adam Easterling	206	1994-97
19. Carl Sittler	202	1984-87
Scott Jordan	202	1982-85




JASON BASIL (top) still ranks as one of the most successful hitters in Georgia Tech history, with top-five career marks for hits, doubles, RBI, and total bases; **SCOTT JORDAN** ranks third in school history in career hits and stolen bases and second with 253 runs scored from 1982-85.

Season Batting Leaders



RICHARD LEWIS (left) and Victor Menocal are the only two players in Tech history to record two 100-hit seasons; **J.J. THOMAS** (right) posted back-to-back 20 home run seasons in 1996 and 1997, and is the only Tech player to accomplish the feat.



If not for teammate Jay Payton's impressive play, **NOMAR GARCIPARRA** (right) would have set Georgia Tech's single season records for base hits, doubles, triples and total bases in 1994. He holds the second-best Tech mark in all four categories. **ANTHONY MAISANO** (left) set the school record for home runs with 25 in 1990.



JAY PAYTON set Georgia Tech's single season records for base hits, RBI, doubles, triples, total bases and at bats in 1994. He also holds the school's career record for triples and has more base hits than any other three-year player in school history.

Batting Average

(Min. 75 at-bats)	H-AB	Avg.	Year
1. Tom Angley	50-100	.500	1925
2. Bob Lusk	46-99	.465	1951
3. Doug Ibele	52-112	.464	1979
4. Doug Wycoff	43-98	.439	1926
5. Jay Payton	129-297	.434	1994
6. Mark Teixeira	103-241	.4274	2000
7. Nomar Garciaparra	117-274	.4270	1994
8. Riccardo Ingram	101-237	.4262	1987
9. Jason Varitek	106-249	.4257	1994
10. Bobby McCauley	35-84	.417	1954
11. Scott Jordan	94-226	.416	1985
12. Larry Elliott	59-143	.413	1971
13. Tommy Thompson	52-127	.409	1979
14. Scott Jordan	84-206	.408	1984
15. Doug Wycoff	33-81	.407	1925
16. Jason Varitek	86-212	.406	1992
17. Cam Bonifay	55-136	.4044	1971
18. Bobby Reeves	44-109	.4037	1926
19. Jason Varitek	92-228	.4035	1993
20. Mark Fischer	104-260	.400	1996

Slugging Percentage

(Min. 75 at-bats)	TB-AB	Pct.	Year
1. Tom Angley	93-100	.930	1926
2. Bobby Reeves	97-109	.890	1926
3. Doug Wycoff	81-98	.827	1926
4. Tom Angley	68-83	.819	1925
5. Tommy Thompson	103-127	.811	1979
6. Jason Varitek	182-228	.798	1993
7. Nomar Garciaparra	213-274	.777	1994
8. Mark Teixeira	186-241	.772	2000
9. Riccardo Ingram	179-237	.755	1987
10. Jay Payton	224-297	.754	1994
11. Bobby McCauley	71-95	.747	1955
12. Jason Varitek	182-249	.731	1994
13. Mark Fischer	187-257	.728	1997
14. Anthony Maisano	154-214	.720	1990
15. Scott Jordan	147-206	.714	1984
16. Luke Murtton	147-206	.714	2009
17. Andy Bruce	177-249	.711	1991
18. Tony Plagman	169-239	.707	2010
19. Ted Tomasovich	79-113	.699	1968
20. J.J. Thomas	159-228	.697	1996

Toughest to Strike Out

(Most at-bats per K)	AB-K	AB/K	Year
1. Gary Newsom	103-2	51.50	1980
2. Frank Turner	117-4	29.25	1975
3. Frank Turner	117-4	29.25	1976
4. Carlton Fleming	268-14	19.14	1991
5. Greg Woodward	133-7	19.00	1982
6. Doug Ibele	113-6	18.83	1977
7. Greg Woodward	145-8	18.13	1981
8. Carlton Fleming	249-14	17.79	1992
9. Jim Giuliani	123-7	17.57	1976
10. Nomar Garciaparra	274-16	17.13	1994
11. Carlton Fleming	245-15	16.33	1990
12. Greg Woodward	163-10	16.30	1983
13. Ken Bonifay, Sr.	127-8	15.88	1967
14. Johnny Menger	93-6	15.50	1957
15. Jay Payton	248-16	15.50	1992
16. Bert Kizer	123-8	15.38	1977
17. Jamie Sims	198-13	15.23	1984
18. Donnie Noggle	117-8	14.63	1967
19. Scott Byers	262-18	14.56	1996
20. Cam Bonifay	86-6	14.33	1973



Season Batting Leaders

Hits

1. Jay Payton	129	1994
2. Nomar Garciaparra	117	1994
3. Richard Lewis	109	2000
4. Jason Varitek	106	1994
Wes Hodges	106	2005
6. Mark Fischer	104	1996
Victor Menocal	104	2002
8. Mark Teixeira	103	2000
9. Victor Menocal	102	2001
10. Riccardo Ingram	101	1987
11. Keith Kerver	100	1986
Richard Lewis	100	2001
Tyler Greene	100	2005
14. Mike Fowler	99	1987
Bryan Prince	99	2000
Charlie Blackmon	99	2008
17. Ryan Ritter	98	1995
18. Andy Bruce	97	1990
19. Jason Basil	96	2000
20. Darren Bragg	95	1990
Heath Honeycutt	95	1998
22. Scott Jordan	94	1985
Brandon Hensley	94	1994

Runs Scored

1. Mark Teixeira	104	2000
2. Riccardo Ingram	93	1987
3. Nomar Garciaparra	92	1994
4. Jason Varitek	87	1994
5. Darren Bragg	86	1991
6. Mike Fowler	84	1987
7. Ty Griffin	81	1988
8. Richard Lewis	79	2000
9. Jason Varitek	78	1993
Jay Payton	78	1994
11. Scott Jordan	77	1985
Richard Lewis	77	2001
Jeff Kindel	77	2006
14. Ryan Ritter	76	1995
Eric Patterson	76	2004
Tyler Greene	76	2005
17. Scott Jordan	75	1984
Mark Fischer	75	1997
Adam Leggett	75	1997
Jeff Rowland	75	2010
21. Steve Newbern	74	1985
Darren Bragg	74	1989
Jeremy Slayden	74	2002

Runs Batted In

1. Jay Payton	102	1994
2. Riccardo Ingram	99	1987
3. Mark Fischer	98	1997
4. Andy Bruce	96	1991
5. Mike Fowler	87	1987
6. Jason Varitek	86	1994
7. Jason Basil	83	2000
8. Jeff Distasio	82	1986
9. Mark Teixeira	80	2000
10. Andy Bruce	78	1990
Tony Plagman	78	2010
12. Bryan Prince	77	2000
13. Chris Morgan	76	1984
14. Billy Parham	73	1988
Darren Bragg	73	1990
Nomar Garciaparra	73	1994
Tony Plagman	73	2009
Jake Davies	73	2012
19. Walt McConnell	72	1985
Jason Varitek	72	1993
Tyler Greene	72	2005
22. Heath Honeycutt	71	1998
Matt Wieters	71	2006

Home Runs

1. Anthony Maisano	25	1990
2. Mark Fischer	24	1997
3. Andy Bruce	22	1991
Jason Varitek	22	1993
J.J. Thomas	22	1997
6. J.J. Thomas	21	1996
Tony Plagman	21	2010
8. Billy Parham	20	1988
Luke Murton	20	2009
Jay Payton	20	1994
Ryan Ritter	20	1995
Matt Skole	20	2010
13. Jeff Distasio	19	1986
14. Mike Fowler	18	1987
Billy Parham	18	1987
K.G. White	18	1988
Mark Teixeira	18	2000
Jeremy Slayden	18	2002
19. Riccardo Ingram	17	1987
Andy Bruce	17	1990
Matt Skole	17	2009
Jason Varitek	17	1994
23. Pete Geist	16	1984
Frank Bolick	16	1986
K.G. White	16	1987
Nomar Garciaparra	16	1994
Tony Plagman	16	2009
	16	2008

Doubles

1. Jay Payton	27	1994
2. Nomar Garciaparra	26	1994
3. Mike Fowler	25	1987
Scott Byers	25	1995
Jason Basil	25	2000
Luke Murton	25	2008
7. Jason Varitek	23	1994
Mark Fischer	23	1996
Jeff Kindel	23	2005
Jacob Esch	23	2011
11. Jim Giuliani	22	1976
Jason Varitek	22	1992
Brad Stockton	22	2000
Steven Blackwood	22	2004
15. Riccardo Ingram	21	1987
Darren Bragg	21	1991
Michael Wolff	21	1992
Scott Prather	21	1998
Jay Hood	21	1998
Bryan Prince	21	2000
Mark Teixeira	21	2000

Triples

1. Jay Payton	12	1993
Nomar Garciaparra	11	1994
3. Steve Newbern	9	1985
4. Bobby Reeves	8	1926
Randy Carroll	8	1965
Ty Griffin	8	1988
7. Duck McKee	7	1930
Donnie Noggle	7	1967
Anthony Byrd	7	1991
Mark Fischer	7	1995
Mark Fischer	7	1997
Jeff Rowland	7	2010
Kyle Wren	7	2011
14. Ted Tomasovich	6	1968
Tom Green	6	1989
Michael Smith	6	1992
Jay Payton	6	1992
Richard Lewis	6	2001
Kyle Wren	6	2012
20. Duck McKee	5	1931
Brannon Bonifay	5	1971
Ray Giuliani	5	1982
Scott Jordan	5	1983
Andy Bruce	5	1990
Carlton Fleming	5	1991
Michael Sorrow	5	1995
Mark Fischer	5	1996
Heath Honeycutt	5	1997
Eric Patterson	5	2004
Brandon Thomas	5	2012

Total Bases



1. Jay Payton	224	1994
2. Nomar Garciaparra	213	1994
3. Mark Fischer	187	1997
4. Mark Teixeira	186	2000
5. Jason Varitek	182	1993
Jason Varitek	182	1994
7. Mike Fowler	180	1987
8. Riccardo Ingram	179	1987
Mark Fischer	179	1996
10. Andy Bruce	178	1990
Ryan Ritter	178	1995
12. Andy Bruce	177	1991
13. Jason Basil	170	2000
14. Tony Plagman	169	2010
15. Chase Burnette	167	2010
16. Ty Griffin	164	1988
17. Billy Parham	162	1988
18. Jay Payton	161	1993
19. Jeremy Slayden	160	2002
20. J.J. Thomas	159	1996
Heath Honeycutt	159	1998
Matt Skole	159	2010

Stolen Bases

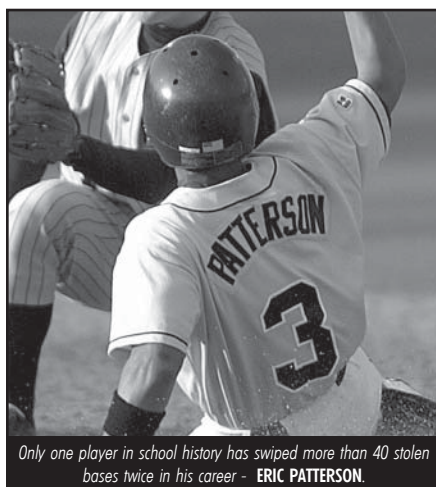
1. Ty Griffin	50	1986
2. Eric Patterson	48	2004
3. Eric Patterson	41	2002
4. Scott Jordan	40	1985
5. Ty Griffin	39	1987
6. Ty Griffin	38	1988
7. Scott Jordan	36	1983
8. Anthony Byrd	35	1991
9. Eric Patterson	35	2003
10. K.G. White	34	1987
11. Nomar Garciaparra	33	1994
12. Scott Jordan	31	1984
Tyler Greene	31	2005
14. Steve Newbern	30	1984
15. K.G. White	28	1988
16. Steve Newbern	26	1983
K.G. White	26	1986
Carlton Fleming	26	1991
19. Nomar Garciaparra	25	1992
Charlie Blackmon	25	2008

At Bats


1. Jay Payton	297	1994
2. Anthony Byrd	285	1991
3. Victor Menocal	282	2002
4. Victor Menocal	280	2000
5. Nomar Garciaparra	274	1994
Richard Lewis	274	2000
7. Jeff Kindel	273	2006
8. Keith Kerver	272	1986
9. Brandon Hensley	270	1994
10. Tyler Green	269	2005
11. Carlton Fleming	268	1991
Jay Hood	268	1996
Victor Menocal	268	2001
14. K.G. White	267	1986
Andy Bruce	267	1990
Adam Leggett	267	1997
Wes Hodges	267	2005
18. Richard Lewis	266	2001
19. Billy Parham	264	1988
Eric Patterson	264	2004
21. Scott Byers	262	1996
22. Ty Griffin	261	1988
Danny Payne	261	2005




MARK FISCHER (top right) paced the Atlantic Coast Conference with a .400 batting average in 1996 and then led the Yellow Jackets in batting average, hits, triples, home runs and RBI in 1997; **ANDY BRUCE** (right) finished his career with the school record in home runs, and his 52 homers from 1988-91 still ranks among the top three in Tech history.



Only one player in school history has swiped more than 40 stolen bases twice in his career - **ERIC PATTERSON**.



GARY NEWSOM (left) holds the school record for toughest to strike out in a single season - he struck out just twice in 150 at bats in 1980; **RICCARDO INGRAM** (right) set the single season records for hits, runs and RBI in 1987 and still ranks in the top-10 in all three categories.





Yearly Batting Leaders

Batting Average

1951	Bob Lusk	.465
1952	Lewis Andrews	.321
1953	Bill Cohen	.400
1954	Bobby McCauley	.417
1955	Lane Akers	.354
1956	Lane Akers	.321
1957	Johnny Menger	.398
1958	Earl Moore	.287
1959	Roger Kaiser	.373
1960	George Inman	.360
1961	Charlie Thompson	.361
1962	John Gher	.319
1963	Mickey Carmack	.328
1964	Pete Caldwell	.286
1965	Randy Carroll	.376
1966	Randy Carroll	.330
1967	Dannie Noggle	.316
1968	Ted Tomasovich	.381
1969	Lloyd Harris/	
	Brannon Bonifay	.333
1970	Danny Clark	.327
1971	Larry Elliott	.413
1972	Cam Bonifay	.370
1973	Randy Rhyno	.366
1974	Jim Stevens	.377
1975	Frank Turner	.376
1976	Jim Giuliani	.366
1977	Bert Kizer	.366
1978	Tommy Thompson/	
	Doug Ibele	.350
1979	Doug Ibele	.464
1980	Doug Blemker	.333
1981	Rick Lockwood	.362
1982	Rick Lockwood	.367
1983	Scott Jordan	.368
1984	Scott Jordan	.408
1985	Scott Jordan	.416
1986	Keith Kerver	.368
1987	Riccardo Ingram	.426
1988	Ty Griffin	.345
1989	Andy Bruce	.335
1990	Darren Bragg	.397
1991	Andy Bruce	.345
1992	Jason Varitek	.406
1993	Jason Varitek	.404
1994	Jay Payton	.434
1995	Ryan Ritter	.383
1996	Mark Fischer	.400
1997	Mark Fischer	.354
1998	Heath Honeycutt	.368
1999	Mark Teixeira	.387
2000	Mark Teixeira	.427
2001	Matt Murtion	.385
2002	Victor Menocal	.369
2003	Mike Nicaeas	.333
2004	Steven Blackwood	.359
2005	Wes Hodges	.397
2006	Danny Payne	.356
2007	Danny Payne	.370
2008	Charlie Blackmon	.396
2009	Luke Murtion/	
	Tony Plagman	.354
2010	Thomas Nichols	.376
2011	Matt Skole	.348
2012	Brandon Thomas	.360

Runs Batted In

1951	Bob Lusk	.32
1952	Chappell Rhyno	.16
1953	Clyde Young	.13
1954	Larry Morris	.25
1955	Bobby McCauley	.33
1956	Lane Akers/Dick Gookin	.18
1957	Earl Moore	.30
1958	Earl Moore	.15
1959	Roger Kaiser	.32
1960	George Inman	.24
1961	Billy Williamson	.20
1962	John Gher	.21
1963	Richard Conliff/	
	Bob Sheridan	.16
1964	Jimmy Adams	.10
1965	W.J. Blane	.23
1966	W.J. Blane	.22
1967	Dannie Noggle	.29
1968	Ted Tomasovich	.38
1969	Lloyd Harris/Floyd Harris/	
	Phil Cardwell	.21
1970	Derrill Parker/Brannon	
	Bonifay/David Glover	.14
1971	Cam Bonifay	.35
1972	Ray Giuliani	.27
1973	Cam Bonifay	.19
1974	H.F. Reagin	.40
1975	Frank Turner	.30
1976	Jim Giuliani	.30
1977	Mickey Langley	.41
1978	Gary Hardie	.38
1979	Tommy Thompson	.51
1980	Tommy Thompson/	
	David Trapani	.24
1981	Tommy Thompson	.31
1982	Rick Lockwood	.55
1983	Rick Lockwood	.67
1984	Chris Morgan	.76

1985	Walt McConnell	.72
1986	Jeff Distasio	.82
1987	Riccardo Ingram	.99
1988	Billy Parham	.73
1989	Anthony Maisano	.59
1990	Andy Bruce	.78
1991	Andy Bruce	.96
1992	Jason Varitek	.52
1993	Jason Varitek	.72
1994	Jay Payton	.102
1995	Tucker Barr	.70
1996	J.J. Thomas	.68
1997	Mark Fischer	.98
1998	Heath Honeycutt	.71
1999	Mark Teixeira	.65
2000	Jason Basil	.83
2001	Jason Basil/Richard Lewis	.64
2002	Jeremy Slayden	.66
2003	Matt Murtion	.56
2004	Steven Blackwood	.66
2005	Tyler Greene	.72
2006	Matt Wieters	.71
2007	Matt Wieters	.59
2008	Derek Dietrich	.66
2009	Tony Plagman	.73
2010	Tony Plagman	.78
2011	Matt Skole	.58
2012	Jake Davies	.73

Runs Scored

1951	Bob Lusk	.33
1952	Vaughn Dyer	.22
1953	Jimmy Rogers/	
	Chappell Rhyno	.13
1954	Bobby McCauley	.26
1955	Lane Akers	.33
1956	Johnny Menger	.25
1957	Lane Akers	.29
1958	Doug Veazey	.19
1959	Doug Veazey	.27
1960	George Inman	.29
1961	Billy Williamson	.20
1962	Doug Cook	.19
1963	Mickey Carmack/	
	Richard Conliff	.14
1964	Jimmy Adams	.16
1965	Randy Carroll	.24
1966	Randy Carroll	.21
1967	W.J. Blane	.23
1968	Phil Caldwell/Floyd Harris/	
	Ronnie King	.27
1969	Bobby Gibson	.31
1970	Dennis Davis	.17
1971	Brannon Bonifay	.36
1972	Larry Elliott	.36
1973	Dick Steed	.19
1974	Cam Bonifay	.42
1975	Frank Turner	.34
1976	Bert Kizer	.30
1977	Bert Kizer	.37
1978	Doug Ibele	.38
1979	Doug Ibele	.41
1980	Tommy Thompson	.23
1981	Todd Moore	.36
1982	Gary Newsom	.49
1983	Scott Jordan	.68
1984	Scott Jordan	.75
1985	Scott Jordan	.77
1986	Frank Bolick	.72
1987	Riccardo Ingram	.93
1988	Ty Griffin	.81
1989	Darren Bragg	.74
1990	Carlton Fleming	.67
1991	Darren Bragg	.86
1992	Carlton Fleming	.67
1993	Jason Varitek	.78
1994	Nomar Garciaparra	.92
1995	Ryan Ritter	.76
1996	J.J. Thomas	.67
1997	Mark Fischer/	
	Adam Leggett	.75
1998	Heath Honeycutt	.70
1999	Mark Teixeira	.61
2000	Mark Teixeira	.103
2001	Richard Lewis	.77
2002	Jeremy Slayden	.74
2003	Matt Murtion	.64
2004	Eric Patterson	.76
2005	Tyler Greene	.76
2006	Jeff Kindel	.77
2007	Danny Payne	.68
2008	Charlie Blackmon	.68
2009	Jeff Rowland	.66
2010	Jeff Rowland	.75
2011	Kyle Wren	.57
2012	Brandon Thomas	.57

Hits

1951	Bob Lusk	.46
1952	Vaughn Dyer	.23
1953	Jimmy Rogers	.23
1954	Bobby McCauley	.35
1955	Lane Akers	.35
1956	Lane Akers/	
	Johnny Menger	.26
1957	Lane Akers/Bobby Dover	.38
1958	Earl Moore	.25

1959	Roger Kaiser	.41
1960	Bobby Dews	.35
1961	Roger Kaiser	.29
1962	John Gher	.29
1963	Richard Conliff	.26
1964	Jimmy Adams	.24
1965	Randy Carroll	.44
1966	Randy Carroll	.36
1967	Donnie Noggle	.43
1968	Ted Tomasovich	.37
1969	Bobby Gibson	.36
1970	Larry Elliott	.26
1971	Larry Elliott	.59
1972	Larry Elliott	.42
1973	Randy Rhyno	.37
1974	Randy Brown	.49
1975	Frank Turner	.44
1976	Jim Giuliani/Bert Kizer	.45
1977	Bert Kizer	.45
1978	Tommy Thompson/	
	Doug Ibele	.41
1979	Tommy Thompson/	
	Doug Ibele	.52
1980	Gary Newsom	.31

At Bats

1951	Chappell Rhyno	.104
1952	Charlie Brannon	.85
1953	Chappell Rhyno	.86
1954	Lane Akers	.89
1955	Lane Akers	.99
1956	Johnny Menger	.98
1957	Bobby Dover	.115
1958	Doug Veazey	.90
1959	Jerry Meyer	.116
1960	Bobby Dews	.116
1961	Roger Kaiser	.95
1962	Billy Williamson	.93
1963	Billy Williamson	.104
1964	Jimmy Adams	.94
1965	Randy Carroll	.117
1966	Randy Carroll	.109
1967	Ken Bonifay/Roy Jarrett	.127
1968	Floyd Harris	.136
1969	Floyd Harris	.118
1970	Larry Elliott	.96
1971	Dick Steed	.151
1972	Dick Steed	.129



ANTHONY BYRD (above) led the Atlantic Coast Conference in stolen bases in 1991; RICK LOCKWOOD (below) had an ACC-best 19 doubles during the 1983 season.



1981	Rick Lockwood	.51
1982	Rick Lockwood	.66
1983	Scott Jordan	.74
1984	Scott Jordan	.84
1985	Scott Jordan	.94
1986	Keith Kerver	.100
1987	Riccardo Ingram	.101
1988	Ty Griffin	.90
1989	Andy Bruce	.86
1990	Andy Bruce	.97
1991	Carlton Fleming	.92
1992	Carlton Fleming	.89
1993	Jason Varitek	.92
1994	Jay Payton	.129
1995	Ryan Ritter	.98
1996	Mark Fischer	.104
1997	Mark Fischer/	
	Adam Leggett	.91
1998	Heath Honeycutt	.95
1999	Mark Teixeira	.87
2000	Richard Lewis	.109
2001	Victor Menocal	.102
2002	Victor Menocal	.104
2003	Matt Murtion	.74
2004	Steven Blackwood	.92
2005	Wes Hodges	.106
2006	Jeff Kindel/Matt Wieters	.92
2007	Danny Payne	.81
2008	Charlie Blackmon	.99
2009	Tony Plagman	.87
2010	Chase Burnette	.85
2011	Kyle Wren	.90
2012	Sam Dove	.86

1973	Randy Brown	.104
1974	Randy Brown	.148
1975	Frank Turner	.117
1976	Bert Kizer	.139
1977	Steve Davison	.135
1978	Steve Davison	.118
1979	Steve Davison	.132
1980	Gary Newsom	.103
1981	Todd Moore	.165
1982	Gary Newsom	.185
1983	Scott Jordan/	
	Rick Lockwood	.201
1984	Pete Geist	.225
1985	Carl Stiller	.240
1986	Keith Kerver	.272
1987	Mike Fowler	.259
1988	Billy Parham	.264
1989	Andy Bruce	.257
1990	Andy Bruce	.267
1991	Anthony Byrd	.285
1992	Carlton Fleming	.249
1993	Jay Payton	.240
1994	Jay Payton	.297
1995	Ryan Ritter	.256
1996	Jay Hood	.268
1997	Adam Leggett	.267
1998	Heath Honeycutt	.258
1999	Mark Teixeira	.225
2000	Victor Menocal	.280
2001	Victor Menocal	.268
2002	Victor Menocal	.282
2003	Eric Patterson	.248
2004	Eric Patterson	.264

2005	Tyler Greene	.269
2006	Jeff Kindel	.273
2007	Danny Payne	.219
2008	Charlie Blackmon	.250
2009	Jeff Rowland	.247
2010	Chase Burnette	.250
2011	Kyle Wren	.265
2012	Kyle Wren	.258

Stolen Bases

1953	Bob Hudson/Larry Morris/	
	Bobby McCauley	.2
1954	Bobby McCauley	.8
1955	Larry Morris	.9
1956	Johnny Menger/	
	Toppy Vann	.4
1957	Bobby Dover	.9
1958	Four Players	.1
1959	Jerry Meyer/Mike Thomas	.5
1960	Bobby Dews	.8
1961	Billy Williamson/	
	Roger Kaiser	.4
1962	John Gher	.9
1963	Bob Sheridan	.3
1964	Jimmy Adams	.7
1965	Jimmy Adams	.9
1966	Roy Jarrett/Ken Bonifay	.4
1967	Glenn Rea	.9
1968-72	Not Available	
1973	Randy Rhyno	.19
1974	Randy Rhyno	.23
1975	Randy Rhyno	.12
1976	Steve Davison	.5
1977	Steve Davison	.7
1978	Steve Davison	.7
1979	Steve Davison	.6
1980	Larry Maurer	.13
1981	Larry Maurer/	
	Gary Newsom	.11
1982	Gary Newsom	.16
1983	Scott Jordan	.36
1984	Scott Jordan	.31
1985	Scott Jordan	.40
1986	Ty Griffin	.50
1987	Ty Griffin	.39
1988	Ty Griffin	.38
1989	Tom Green	.21
1990	Carlton Fleming	.18
1991	Anthony Byrd	.35
1992	Nomar Garciaparra	.25
1993	Michael Smith	.24
1994	Nomar Garciaparra	.33
1995	Ryan Ritter	.6
1996	Adam Leggett	.15
1997	Adam Leggett	.18
1998	Heath Honeycutt	.13
1999	Matthew Boggs	.14
2000	Mark Teixeira	.13
2001	Richard Lewis	.11
2002	Eric Patterson	.41
2003	Eric Patterson	.35
2004	Eric Patterson	.48
2005	Tyler Greene	.31
2006	Danny Payne	.20
2007	Danny Payne	.20
2008	Charlie Blackmon	.25
2009	Jeff Rowland	.21
2010	Jeff Rowland	.13
2011	Brandon Thomas	.19
2012	Brandon Thomas	.16

Doubles

1951	Bob Lusk	.9
1952	Leon Hardeman	.5
1953	Bill Cohen/Chappell Rhino	.3
1954	Larry Morris	.6
1955	Johnny Menger	.7
1956	Dick Gookin	.4
1957	Bobby Dover	.7
1958	Jack Robertson/Bud Blemker	.4
1959	Jerry Meyer	.7
1960	Jerry Meyer	.5
1961	Roger Kaiser	.7
1962	John Gher/Ben Ferguson	.5
1963	Mickey Carmack	.4
1964	Pete Caldwell/Dick Emerson	.3
1965	Randy Carroll	.7
1966	W.J. Blane	.9
1967	Donnie Noggle	.7
1968	Ted Tomasovich	.9
1969	Lloyd Harris/Bobby Gibson/ Floyd Harris	.6
1970	Dennis Davis	.4
1971	Larry Elliott	.12
1972	Dick Steed	.11
1973	Jack Helinger	.9
1974	Bert Kizer	.12
1975	Frank Turner/Jim Giuliano	.9
1976	Jim Giuliano	.22
1977	Bert Kizer	.10
1978	Gary Hardie	.9
1979	Mike Macon	.9
1980	Ray Cooney	.8
1981	Todd Moore	.10
1982	Rick Lockwood	.12
1983	Rick Lockwood	.19



Yearly Batting Leaders

1984	Scott Jordan	17
1985	Pete Geist	19
1986	Mike Fowler	18
1987	Mike Fowler	25
1988	Pat McGuire	17
1989	Andy Bruce/Marty Durkin/Anthony Maisano	14
1990	Andy Bruce	20
1991	Darren Bragg	21
1992	Jason Varitek	22
1993	Jason Varitek	20
1994	Jay Payton	27
1995	Scott Byers	25
1996	Mark Fischer	25
1997	Mark Fischer	23

1985	Steve Newbern	9
1986	Frank Bolick	4
1987	Riccardo Ingram/Carl Sittler/K.G. White	3
1988	Ty Griffin	8
1989	Tom Green	6
1990	Andy Bruce	5
1991	Anthony Byrd	7
1992	Michael Smith/Jay Payton	6
1993	Jay Payton	12
1994	Nomar Garciaparra	11
1995	Mark Fischer	7
1996	Mark Fischer	5
1997	Mark Fischer	7



CHARLIE BLACKMON led the Yellow Jackets in batting average, hits, runs scored, doubles, triples, stolen bases and at bats in 2008.

1997	Adam Leggett	17
1998	Scott Prather/Jay Hood	21
1999	Mark Teixeira/Jason Basil	18
2000	Jason Basil	25
2001	Victor Menocal	18
2002	Victor Menocal	20
2003	Jeremy Slayden	18
2004	Steven Blackwood	22
2005	Jeff Kindel	23
2006	Matt Wieters/Wes Hodges	20
2007	Danny Payne	20
2008	Luke Murton	25
2009	Tony Plagman	18
2010	Chase Burnette	19
2011	Jacob Esch	23
2012	Daniel Palka	19

triples

1951	Dick Harvin	4
1952	Vaughn Dyer	4
1953	Jimmy Rogers/Chappell Rhino	3
1954	Charlie Brannon	3
1955	Bill Cohen/Bobby Dover/Johnny Menger	2
1956	Lane Akers	4
1957	Lane Akers/Ted Thomas	3
1958	Joe Chambers	1
1959	Roger Kaiser/Mike Thomas	4
1960	Bob Sheridan	5
1961	Billy Williamson	4
1962	John Gher	5
1963	Jimmy Adams/Richard Conliff/Bob Sheridan	2
1964	Jimmy Adams	3
1965	Randy Carroll	8
1966	Pete Caldwell	3
1967	Donnie Noggle	7
1968	Ted Tomasovich	6
1969	Lloyd Harris	4
1970	Derrell Parker	3
1971	Brannon Bonifay	5
1972	Ray Giuliani	5
1973	Randy Rhino/Cam Bonifay	4
1974	Randy Brown	4
1975	Randy Rhino	4
1976	Glen Mize	2
1977	Mickey Langley/Steve Davison	3
1978	Doug Ibele	4
1979	Rich Robbins	3
1980	Ray Cooney	4
1981	Rick Lockwood/Todd Moore	3
1982	Gary Newsom	4
1983	Scott Jordan	5
1984	Pete Geist/Carl Sittler	4

Home Runs

1951	Dick Harvin	4
1952	Vaughn Dyer	4
1953	Charlie Brannon	2
1954	Bobby McCauley	2
1955	Larry Morris	5
1956	Bobby McCauley	11
1957	Lane Akers/Bobby Dover	3
1958	Earl Moore	5
1959	Earl Moore	4
1960	Roger Kaiser/George Inman	4
1961	George Inman	7
1962	Billy Williamson	2
1963	Mickey Carmack	4
1964	Ron Scharf/Richard Conliff	3
1965	Jimmy Adams	5
1966	Randy Carroll	4
1967	Ken Bonifay	4
1968	Ronnie King	5
1969	Ted Tomasovich/Ronnie King/Phil Cardwell	5
1970	Jim Hargrave	5
1971	Derrell Parker	2
1972	Brannon Bonifay	3
1973	Ray Giuliani/Dick Steed	3
1974	Jack Helinger	5
1975	Jim Stevens	7
1976	Four players	2
1977	Donnie Keener	6
1978	Bert Kizer	8
1979	Tommy Thompson	10
1980	Gary Newsom	8
1981	Tommy Thompson	11
1982	Gary Newsom	11
1983	Rick Lockwood	12

Team Batting Statistics Since 1952

Year	G (W-L)	AB	R	RPG	H	Avg.	2B	3B	HR	RBI	SLG%	BB	SO	AB/SO	SB	FLD%
2012	64 (38-26)	2245	405	6.3	661	.294	127	17	53	379	.437	246	426	5.27	80	.961
2011	63 (42-21)	2231	406	6.4	677	.303	132	17	48	377	.442	263	456	4.89	67	.966
2010	62 (47-15)	2198	563	9.1	716	.326	129	26	122	519	.575	313	486	4.52	57	.972
2009	58 (38-19-1)	2090	501	8.6	658	.315	111	16	111	479	.543	276	412	5.07	52	.965
2008	62 (41-21)	2149	454	7.3	661	.308	133	13	92	416	.510	232	490	4.39	84	.969
2007	57 (32-25)	1998	394	6.9	585	.293	114	18	50	358	.443	299	425	4.70	65	.966
2006	68 (50-18)	2414	594	8.7	768	.318	156	4	90	551	.498	361	471	5.13	51	.964
2005	64 (45-19)	2354	592	9.3	783	.333	151	10	71	550	.496	363	465	5.06	78	.966
2004	65 (44-21)	2399	571	8.8	766	.319	149	13	71	509	.481	317	452	5.31	106	.972
2003	62 (44-18)	2186	466	7.5	647	.296	115	20	74	413	.468	279	480	4.60	107	.961
2002	68 (52-16)	2427	560	8.2	800	.330	149	18	66	503	.487	296	425	5.71	130	.962
2001	61 (41-20)	2237	578	9.5	776	.347	127	19	74	525	.520	286	322	6.95	68	.960
2000	66 (50-16)	2439	604	9.1	833	.342	151	17	79	536	.515	275	348	7.01	71	.963
1999	58 (38-20)	2029	436	7.5	635	.313	107	1	65	390	.463	284	367	5.53	83	.955
1998	63 (41-22)	2243	540	8.6	687	.306	147	16	103	482	.524	337	463	4.84	63	.959
1997	61 (46-15)	2238	568	9.3	718	.321	111	24	91	507	.514	319	498	4.49	103	.955
1996	64 (40-24)	2293	508	7.9	734	.320	143	15	97	458	.522	287	397	5.78	64	.966
1995	60 (38-22)	2162	545	9.1	710	.328	131	25	82	492	.526	317	427	5.06	36	.965
1994	67 (50-17)	2455	634	9.5	828	.337	164	31	93	577	.543	367	407	6.03	85	.968
1993	61 (47-14)	2098	460	7.5	647	.308	112	29	71	408	.491	278	338	6.21	87	.960
1992	64 (45-19)	2199	450	7.0	692	.315	149	28	50	398	.476	296	347	6.33	100	.956
1991	68 (42-26)	2354	549	8.1	734	.312	147	28	75	486	.494	364	372	6.33	114	.961
1990	71 (46-25)	2325	547	7.7	719	.309	118	18	95	492	.498	411	424	5.48	80	.959
1989	64 (38-26)	2137	477	7.5	642	.300	108	17	67	414	.461	357	450	4.75	70	.944
1988	69 (45-24)	2370	531	7.7	708	.299	125	24	107	468	.507	367	477	4.97	139	.947
1987	65 (51-14)	2351	662	10.2	801	.341	163	12	119	602	.572	358	416	5.65	144	.949
1986	68 (45-23)	2493	541	8.0	775	.311	121	16	90	480	.481	358	380	6.56	129	.954
1985	62 (42-19-1)	2221	553	8.9	733	.332	137	20	82	475	.520	283	300	7.40	108	.959
1984	55 (36-19)	2023	567	10.3	690	.341	123	20	87	515	.551	370	278	7.28	106	.940
1983	53 (38-15)	1864	518	9.8	617	.331	111	20	70	459	.525	353	221	8.43	113	.942
1982	49 (29-20)	1628	361	7.4	474	.291	65	12	53	314	.443	297	237	6.87	83	.949
1981	38 (14-24)	1348	277	7.3	392	.291	53	12	53	243	.466	222	189	7.13	35	.937
1980	27 (8-19)	911	161	6.0	242	.266	34	10	25	149	.407	163	124	4.59	27	.935
1979	31 (15-16)	1085	254	8.2	341	.314	53	11	54	229	.533	148	167	6.50	28	.944
1978	29 (14-15)	1027	225	7.8	295	.287	36	9	34	207	.439	148	159	6.46	30	.960
1977	30 (18-12)	1031	205	6.8	290	.286	51	14	24	184	.428	146	125	8.25	25	.952
1976	34 (12-22)	1134	181	5.3	301	.265	75	7	20	154	.397	148	130	8.72	14	.942
1975	29 (12-17)	971	204	7.0	262	.269	46	12	11	173	.376	153	154	6.31	38	.931
1974	37 (20-17)	1253	266	7.2	384	.306	78	14	26	229	.453	190	183	6.85	46	.951
1973	28 (20-6-2)	861	139	5.0	231	.268	41	10	15	119	.391	132	141	6.11	41	.951
1972	31 (21-10)	1015	188	6.1	293	.289	59	19	10	151	.414	159	143	7.10	29	.963
1971	37 (31-6)	1191	237	6.4	346	.291	57	21	11	196	.401	—	—	—	—	.954
1970	24 (17-7-1)	783	122	5.1	187	.239	21	15	3	110	.315	—	—	—	—	.965
1969	28 (16-12)	977	193	6.9	270	.276	34	21	13	158	.394	172	159	6.14	24	.955
1968	34 (21-13)	1136	237	7.0	329	.281	51	19	19	204	.418	205	156	7.28	25	.941
1967	32 (21-11)	1049	186	5.8	271	.258	31	17	15	163	.363	163	167	6.28	33	.968
1966	30 (14-16)	959	149	5.0	226	.236	34	15	13	131	.343	153	161	5.96	15	.953
1965	30 (20-8-2)	983	169	5.6	257	.261	41	17	21	143	.401	151	170	5.70	34	.944
1964	24 (9-15)	774	72	3.0	168	.217	14	8	11	59	.298	64	155	4.99	31	.946
1963	27 (9-18)	922	133	4.9	214	.232	21	11	14	116	.324	118	169	5.46	12	—
1962	24 (8-16)	817	125	5.2	203	.248	20	13	8	100	.334	—	—	—	24	—
1961	24 (6-16-2)	906	128	5.3	197	.244	21	11	9	110	.295	—	—	—	17	—
1960	25 (14-11)	874	180	7.2	233	.267	26	17	15	163	.387	—	—	—	23	—
1959	28 (17-9-2)	963	178	6.4	272	.275	32	17	18	164	.407	150	157	6.13	18	.922
1958	24 (7-17)	781	119	5.0	179	.229	23	1	15	101	.319	—	—	—	4	.925
1957	27 (18-8-1)	938	189	7.0	267	.285	37	20	18	152	.424	124	138	6.80	27	.950
1956	23 (11-12)	763	128	5.6	186	.244	21	11	12	105	.347	94	125	6.10	17	.958
1955	24 (15-9)	847	201	8.4	251	.296	34	11	20	173	.433	131	128	6.62	33	.944

Career Pitching Leaders

Best Winning Percentage

(Min. 10 wins)	Record	Pct.	Years
1. Ed LaFitte	18-2	.900	1906-07
2. Scott Erwin	25-3	.893	1986-89
3. Mike Schisler	22-3	.880	1970-73
4. L.J. Yankosky	25-4	.862	1994-98
5. Al Gogolin	23-4	.852	1992-94
6. John Horn	11-2	.846	1983-85
7. Bud Moore	15-3	.833	1966-68
Philip Perry	10-2	.833	2000-04
Jared Hyatt	15-3	.833	2004-07
Andrew Robinson	10-2	.833	2007-10
11. Brad Rigby	35-8	.814	1992-94
12. Andrew Kown	13-3	.813	2002-04
13. Kyle Bakker	25-6	.806	2001-03
14. Deck McGuire	28-7	.800	2008-10
Mark Pope	24-6	.800	2009-11
16. Kris Wilson	25-7	.781	1995-97
17. Chris Goodman	17-5	.773	2002-03
18. Blake Wood	22-7	.759	2004-06
19. Craig Day	24-8	.750	1903-06
Micah Owings	18-6	.750	2003-04
Lee Hyde	18-6	.750	2004-06
Buck Farmer	24-8	.750	2010-
23. Todd Shiver	23-8	.742	1984-87
24. Cory Vance	28-10	.739	1998-00
25. Brent Colson	22-8	.733	1990-92
Brad Rulon	11-4	.733	2005-08

Earned Run Average



(Min. 100 innings)	ER/9	ERA	Years
1. Mike Schisler	54/246.2	1.97	1970-73
2. Gary Steele	41/163.1	2.26	1968-70
3. Bud Blemker	60/233.2	2.31	1957-59
4. Mike Sorrow	66/247.1	2.40	1969-72
5. Bud Moore	48/172.1	2.51	1966-68
6. Brett Binkley	55/176	2.81	1991-93
7. Bill Pridgen	43/136.1	2.84	1971-72
8. Jeff Payne	41/124	2.98	1965-67
9. Jim Robinson	62/186.1	2.99	1964-66
10. Mark Pope	73/219.1	3.00	2009-11
11. Brad Rigby	114/339.1	3.02	1992-94
12. Phil Hudson	60/175	3.09	1967-70
13. Al Gogolin	89/258	3.10	1992-94
14. Jim Poole	68/188	3.26	1985-88
15. Buck Farmer	97/267	3.27	2010-
16. Deck McGuire	106/291	3.28	2008-10
Ed Chambliss	60/163.1	3.31	1958-60
18. Jerry Owen	68/180.1	3.39	1967-70
19. Chris Myers	94/246.1	3.43	1992-94
20. Kyle Bakker	106/273	3.49	2001-03

Strikeouts Per Nine Innings



(Min. 100 innings)	K/IP	K/9	Years
1. Jim Poole	263/188	12.59	1985-88
2. Ed LaFitte	242/189.1	11.50	1906-07
3. Scott Prather	197/162.1	10.92	1996-98
4. Brad Rigby	397/339.1	10.53	1992-94
5. Jed Bradley	254/234.0	10.43	2009-11
6. Jason Neighborgall	115/101	10.25	2003-05
7. Bud Blemker	257/233.2	9.90	1957-59
8. Brad Rulon	160/146.2	9.82	2005-08
9. Chuck Crowder	377/346.2	9.79	1997-99
10. Cory Vance	328/302.2	9.75	1998-00
11. Brett Binkley	190/176	9.72	1991-93
12. Deck McGuire	306/291	9.46	2008-10
13. Jared Hyatt	150/144	9.37	2004-07
Marc Pisciotta	275/264	9.37	1989-91
15. Mike Sorrow	248/247.1	9.02	1969-72
16. Buck Farmer	265/267.0	8.93	2010-
17. Keith Fleming	266/328.2	8.88	1983-86
18. Rich Thieme	114/116	8.84	1995-97
19. Doug Creek	458/472	8.73	1988-91
20. David Elder	283/292	8.72	1995-97
21. Sam Drake	256/268.1	8.59	1987-89

Walks Per Nine Innings

(Min. 100 innings)	BB/IP	BB/9	Years
1. Chris Goodman	36/168.1	1.92	2002-03
2. Mark Pope	53/219.1	2.17	2009-11
3. Kyle Bakker	69/273	2.27	2001-03
4. Brian Burks	75/289.1	2.33	2001-04
5. Kris Wilson	89/328.2	2.437	1995-97
6. Bill Pridgen	37/136.1	2.443	1971-72
7. Eddie Burns	44/153.1	2.58	2005-08
8. Chris Myers	73/246.1	2.67	1991-94
9. Andrew Kown	50/166	2.71	2002-04
10. Jim Robinson	57/186.2	2.75	1964-66
11. Mike Schisler	76/246.2	2.77	1970-73
12. Jed Bradley	73/234	2.81	2009-11
13. Blake Wood	79/252	2.82	2004-06
14. Micah Owings	64/201.1	2.86	2003-04
15. David Duncan	87/272.1	2.88	2006-08
16. Jeff Payne	40/124	2.90	1965-67
Buck Farmer	86/267.0	2.90	2010-
18. Mike Hostetler	96/282.2	3.06	1989-91
19. Aaron Walker	36/104.1	3.11	2001-04
20. Bob Patton	76/219	3.12	1954-57
21. Gary Steele	58/163.1	3.20	1968-70



From top left: **DOUG CREEK** holds the school records for career wins, innings pitched and strikeouts; **JIM POOLE**'s 22 saves from 1985-88 set a school record that still stands today; **CHUCK CROWDER** is one of just three pitchers to amass more than 30 wins in a career on the flats and stands among the top three in school history in victories, innings pitched, strikeouts and shutouts.



From left to right: **CHRIS MYERS** was the workhorse of the Tech bullpen from 1991-94 and has appeared in more games than any other Yellow Jacket in history; **L.J. YANKOSKY** went 11-1 in 1998 to finish out a 25-4 career on the flats; **CHRIS GOODMAN** showed remarkable control on the mound from 2002-03, when he set the school record by allowing only 1.92 walks per game.

Career Pitching Leaders

Victories

1. Doug Creek	41	1988-91
2. Brad Rigby	35	1992-94
3. Chuck Crowder	33	1996-99
4. Kevin Brown	28	1984-86
David Elder	28	1995-97
Cory Vance	28	1998-00
Deck McGuire	28	2008-10
8. Brian Burks	27	2001-04
9. Roger Kinard	26	1984-87
10. Marc Pisciotta	25	1989-91
Scott Erwin	25	1986-89
Kris Wilson	25	1995-97
L.J. Yankosky	25	1994-98
Kyle Bakker	25	2001-03
15. Craig Day	24	1903-06
Mark Pope	24	2009-11
Buck Farmer	24	2010-
18. Todd Shiver	23	1984-87
Al Gogolin	23	1992-94
20. Mike Schisler	22	1970-73
Jerry Bass	22	1974-77
Keith Fleming	22	1983-86
Sam Drake	22	1987-89
John Davis	22	1987-90
Mike Hostetter	22	1989-91
Brent Colson	22	1990-92
Blake Wood	22	2004-06

Games Pitched

1. Chris Myers	125	1991-94
2. Jim Poole	120	1985-88
3. Brad Rulon	117	2005-08
4. Jeff Watchko	115	2000-03
5. Keith Fleming	111	1983-86
6. Jase Wrigley	103	1995-98
7. Andrew Robinson	98	2007-10
Brian Burks	93	2001-04
9. Brett Binkley	82	1991-93
Jared Hyatt	82	2004-07
11. Aaron Walker	76	2001-04
12. Joe Wise	74	1987-90
Doug Creek	74	1988-91
14. George Shirilla	73	1981-85
15. Chuck Crowder	73	1996-99
16. John Davis	72	1987-90
Mike Hostetter	72	1989-91
18. Jordan Crews	67	2002-05
Ryan Turner	67	2004-07
20. David Elder	66	1995-97
L.J. Yankosky	66	1994-98

Innings Pitched

1. Doug Creek	472	1988-91
2. Chuck Crowder	346.2	1996-99
3. Brad Rigby	339.2	1992-94
4. Kevin Brown	329	1984-86
5. Kris Wilson	328.2	1995-97
6. Roger Kinard	323	1984-87
7. Jerry Bass	310	1974-77
8. Cory Vance	302.2	1998-00
9. Stu Rogers	299.1	1981-84
10. David Elder	292	1995-97
11. Deck McGuire	291	2008-10
12. Brent Colson	290.2	1990-92
13. Brian Burks	289.1	2001-04
14. John Davis	283.1	1987-90
15. Mike Hostetter	282.2	1989-91
16. Todd Shiver	276.2	1984-87
17. Kyle Bakker	273	2001-03
18. David Duncan	272.1	2006-08
19. Keith Fleming	269.2	1983-86
20. Sam Drake	268.1	1987-89

Strikeouts

1. Doug Creek	458	1988-91
2. Brad Rigby	397	1992-94
3. Chuck Crowder	377	1996-99
4. Cory Vance	328	1998-00
5. Deck McGuire	306	2008-10
6. Jerry Bass	294	1974-77
7. David Elder	283	1995-97
8. Marc Pisciotta	275	1989-91
9. Kyle Bakker	274	2001-03
10. Roger Kinard	272	1984-87
11. Kris Wilson	270	1995-97
12. Keith Fleming	266	1983-86
13. Buck Farmer	265	2010-
14. Jim Poole	263	1985-88
15. Sam Drake	256	1987-89
Brent Colson	256	1990-92
17. John Davis	254	1987-90
Jed Bradley	254	2009-11
19. Kevin Brown	249	1984-86
20. Mike Sorrow	248	1969-72
21. Chuck Crowder	247	1996-98
22. Mike Hostetter	242	1989-91

Complete Games




1. Craig Day	20	1903-06
Bud Blemker	20	1957-79
3. Jerry Bass	17	1974-77
Mike Sorrow	17	1969-71
5. Ed LaFitte	16	1906-07
Doug Creek	16	1988-91
7. Kevin Brown	15	1984-86
8. Mike Schisler	12	1970-73
Mike Hostetter	12	1989-91
10. Ed Chambliss	11	1958-60
Solomon	11	1903
DeWitt Poole	11	1904
13. Stu Rogers	10	1981-84
Phil Hudson	10	1967-70
Bob Patton	10	1954-57
16. Danny McGregor	9	1954-57
17. Roger Kinard	8	1984-87
Cory Vance	8	1998-00
19. Scott Erwin	7	1986-89
Al Gogolin	7	1992-94
Chuck Crowder	7	1996-99

Saves



1. Jim Poole	22	1985-88
2. Keith Fleming	21	1983-86
3. Chris Myers	20	1991-94
4. Jeff Watchko	19	2000-03
5. Brett Binkley	18	1991-93
6. Tucker Barr	17	1994-96
Matt Wieters	16	2005-07
8. Brian Burks	13	2001-04
9. Mike Hostetter	12	1989-91
Luke Bard	10	2010-12
11. Brad Rulon	11	2005-08
12. Andrew Robinson	10	2007-10
13. Jase Wrigley	9	1995-98
Chris Hicks	9	2006-08
Mark Pope	9	2009-11
16. Andy Mitchell	7	1998-01
Zane Evans	7	2011-
17. L.J. Yankosky	6	1994-98
18. Alan Walker	5	1980-82
Joe Wise	5	1987-90
Rhett Parrott	5	1999-01

Shutouts

1. Mark Pope	4	2009-11
2. Bill Pridgen	3	1971-72
Jerry Bass	3	1974-77
Stu Rogers	3	1980-84
Chuck Crowder	3	1996-99
5. Mike Schisler	2	1970-73
Doug Creek	2	1988-91
Al Gogolin	2	1992-94
Kris Wilson	2	1995-97
Kyle Bakker	2	2001-03




From top: **MARC PISCIOTTA** owns one of the top three marks in school history for strikeouts per game and stands ninth with 25 victories from 1989-91; **BRIAN BURKS** is the only player in history to reach 25 wins while recording at least 10 saves at Georgia Tech; Only two players in school history recorded more strikeouts in a three-year career than **DAVID ELDER**, who stands fourth in Tech's record books with 28 wins from 1995-97; **JEFF WATCHKO** ranks in the top five in school history in saves and game appearances.





From left to right: **CORY VANCE**, **KRIS WILSON** and **ROGER KINARD** rank among Georgia Tech's all-time Top 10 in victories, innings pitched and strikeouts.

Season Pitching Leaders



Clockwise from top left: **SCOTT ERWIN** went undefeated in 1988, posting a Tech-best 13-0 record for the Yellow Jackets; **BRAD RIGBY** set the Tech single season records for victories, innings and strikeouts while leading Tech to the College World Series in 1994; **KYLE BAKKER** issued a Tech-best 1.60 walks per nine innings while guiding the Yellow Jackets to their second World Series appearance in 2002; **BRETT BINKLEY** posted 14 saves in 1993, which is the most by a Yellow Jacket in a single season; **JIM POOLE** holds the Yellow Jacket record for appearances in a season with 45 in 1988 - he also set the school record with 14.32 strikeouts per nine innings the same year.



TECH's 1971 NCAA TEAM rode the arms of its four pitchers, Mike Sorrow (7-3), Mike Schisler (8-0), Bob Jobson (4-0) and Bill Pridgen (8-1). The Yellow Jackets won 28 of their first 29 games and came within a victory of going to the College World Series, finishing the season with a 31-6 record.



Best Winning Percentage

(Min. 5 wins)	Record . . .	Pct. . .	Year
1. Scott Erwin	13-0	1.000	1988
2. Mike Schisler	9-0	1.000	1973
3. Bud Blemker	8-0	1.000	1957
Mike Schisler	8-0	1.000	1971
5. Lee Hyde	6-0	1.000	2006
6. John Horn	5-0	1.000	1984
Brad Rulon	5-0	1.000	2006
8. Brad Rigby	13-1	.929	1993
9. J. Yankosky	11-1	.917	1998
Jeff Watchko	11-1	.917	2002
11. Andrew Kown	10-1	.909	2004
Brad Wood	10-1	.909	2005
13. Bill Pridgen	8-1	.889	1971
Al Gogolin	8-1	.889	1993
Jared Hyatt	8-1	.889	2007
Deck McGuire	8-1	.889	2008
Mark Pope	8-1	.889	2010
18. Bud Moore	7-1	.875	1967
Jerry Bass	7-1	.875	1974
Matt Saier	7-1	.875	1995
21. Kyle Bakker	13-2	.867	2002
22. Kris Wilson	12-2	.857	1997
Jim Thorsten	6-1	.857	1979
24. Brent Colson	11-2	.846	1992
Deck McGuire	11-2	.846	2009
25. Chappell Rhino	5-1	.833	1953
Ed Chambless	5-1	.833	1960
Bud Moore	5-1	.833	1968
Mark Pope	5-1	.833	2009
Jim Zauderer	5-1	.833	1974
Keith Fleming	5-1	.833	1983
John Davis	5-1	.833	1987
Rich Thieme	5-1	.833	1997
Brian Burks	5-1	.833	2003

Earned Run Average


(Min. 40 innings)	ER/IP . .	ERA . .	Year
1. Mike Sorrow	10/84	1.07	1971
2. Mike Schisler	13/86.1	1.355	1973
3. Bud Blemker	11/72.2	1.362	1957
4. Jerry Priestley	8/42	1.71	1966
5. Mike Schisler	7/36.2	1.72	1970
6. Mark Pope	22/113.2	1.74	2011
7. Bud Moore	16/81.1	1.77	1967
8. Gary Steele	12/60.2	1.78	1969
9. Brett Binkley	18/90	1.80	1992
10. Mike Sorrow	12/59	1.831	1969
11. Alex Cruz	15/72.2	1.832	2012
12. Jeff Payne	14/68.2	1.835	1967
13. Chris Myers	17/80.2	1.90	1993
14. Jim Poole	16/71	2.03	1988
15. Phil Hudson	22/94	2.106	1968
16. Jim Robinson	15/64	2.109	1966
17. Bill Pridgen	16/65.2	2.193	1971
18. Brad Rulon	12/49.0	2.204	2006
19. Bud Blemker	24/95	2.27	1959
20. Keith Fleming	18/70.1	2.30	1986
21. Jim Robinson	15/58	2.33	1965

Strikeouts Per Nine Innings

(Min. 50 innings)	K/IP . .	K/9 . .	Year
1. Jim Poole	113/71	14.32	1988
2. Jason Neighborgall	72/53	12.22	2005
3. Brad Rigby	132/98.2	12.04	1993
4. Keith Fleming	91/70.1	11.64	1986
5. Brad Rigby	184/143	11.58	1994
6. Ed LaFitte	97/75.2	11.54	1907
7. Ed LaFitte	145/113.2	11.48	1906
8. Cory Vance	102/80	11.475	1998
9. Bud Blemker	121/95	11.46	1959
10. Jim Poole	90/71	11.41	1987
11. Scott Prather	98/77.2	11.36	1998
12. Buck Hall	83/67	11.15	1993
13. Doc Wilson	94/76	11.13	1910
14. Brett Binkley	69/58	10.71	1993
15. Deck McGuire	118/100.1	10.59	2009
16. Butch Crook	61/52	10.56	1966
17. Marc Pisciotta	74/63.2	10.46	1990
18. David Elder	123/106.1	10.41	1996
19. Sam Drake	82/72.1	10.20	1989
20. Kyle Schmidt	80/71.2	10.05	2002

Walks Per Nine Innings

(Min. 50 innings)	BB/IP . .	BB/9 . .	Year
1. Mark Pope	13/78.2	1.49	2010
2. Kyle Bakker	24/134.2	1.60	2002
3. Chris Myers	15/80.2	1.67	1993
4. Chris Goodman	16/81.2	1.76	2002
5. Ryan Turner	15/75.2	1.78	2007
6. Jeff Watchko	19/89.2	1.91	2002
Mark Pope	24/113.2	1.91	2011
8. Jeff Payne	15/68.2	1.97	1967
9. Mike Schisler	19/86.1	1.98	1973
10. Blake Wood	24/106.1	2.03	2005
11. Brian Burks	13/57.1	2.04	2003
12. Bill Pridgen	15/65.2	2.06	1971
13. Chris Goodman	20/86.2	2.08	2003
14. Chris Myers	13/55	2.13	1992
15. Micah Owings	21/88	2.15	2003
16. Eddie Burns	17/70.1	2.18	2007
17. Brian Burks	23/94.1	2.194	2004
18. Kris Wilson	24/98.1	2.197	1996
19. Brian Burks	25/102.1	2.199	2002
20. Joe Chambers	13/52	2.25	1960
21. David Albert	24/95.1	2.27	1993
22. Kris Wilson	30/118.1	2.28	1997
23. Andrew Kown	13/50.1	2.32	2003



AL GOGOLIN won 12 games and pitched 139.1 innings in Tech's College World Series year of 1994.



Season Pitching Leaders

Victories

1. Brad Rigby	14	1994
2. Scott Erwin	13	1988
Marc Pisciotto	13	1991
Brad Rigby	13	1993
Cory Vance	13	2000
Kyle Bakker	13	2002
7. Ed LaFitte	12	1906
Roger Kinard	12	1987
Mike Hostetler	12	1990
Al Gogolin	12	1994
Kris Wilson	12	1997
Chuck Crowder	12	1998
13. Kevin Brown	11	1986
Craig Day	11	1905
Sam Drake	11	1987
Doug Creek	11	1990
Doug Creek	11	1991
Brent Colson	11	1992
Buck Farmer	11	2011
Deck McGuire	11	2009
Mark Pope	11	2011
L.J. Yankosky	11	1998
Jeff Watchko	11	2002
Blake Wood	11	2006
25. Jerry Bass	10	1977
Kevin Brown	10	1985
Keith Fleming	10	1985
Todd Shiver	10	1987
Doug Creek	10	1989
David Elder	10	1995
Chuck Crowder	10	1996
Chuck Crowder	10	1999
Brian Burks	10	2002
Andrew Kown	10	2004
Blake Wood	10	2005

Games Pitched

1. Jim Poole	45	1988
2. Brett Binkley	39	1993
Chris Myers	39	1993
4. Jim Poole	38	1987
5. Brad Rulon	37	2006
6. Keith Fleming	36	1986
7. Brad Rulon	34	2008
8. Mike Hostetler	33	1989
Andrew Robinson	33	2008
10. Zach Brewster	32	2009
Chris Myers	32	1992
12. Jim Poole	31	1986
Jeff Watchko	31	2001
14. Marc Pisciotto	30	1990
Jase Wrigley	30	1998
Jordan Crews	30	2005
Alex Cruz	30	2012
18. Shane McGill	29	1994
Jeff Watchko	29	2002
Jeff Watchko	29	2003
Brad Rulon	29	2007
Jared Hyatt	29	2007
23. Keith Fleming	28	1984
Joe Wise	28	1988
Tim Gustafson	28	2005
Jase Wrigley	28	1997

Innings Pitched

1. Brad Rigby	143	1994
2. Al Gogolin	139.1	1994
3. Kevin Brown	137	1985
4. Doug Creek	136.2	1991
5. Kevin Brown	136	1986
6. Kyle Bakker	134.2	2002
7. Mike Hostetler	130.1	1990
8. Roger Kinard	130	1987
9. Doug Creek	126	1990
10. Chuck Crowder	124.2	1998
11. Marc Pisciotto	122.1	1991
12. Jerry Bass	119.2	1977
13. Cory Vance	119	2000
14. Brent Colson	118.2	1992
15. Kris Wilson	118.1	1997
16. David Albert	117.2	1992
17. Chuck Crowder	117	1999
18. Doug Creek	115.1	1989
19. Blake Wood	114.2	2006
20. Scott Erwin	114	1988
21. Ed LaFitte	113.2	1906
22. Mark Pope	113.2	2011
23. Craig Day	113	1905
24. Steve Kelly	112.2	2001
Deck McGuire	112.2	2010

Strikeouts

1. Brad Rigby	184	1994
2. Ed LaFitte	145	1906
3. Chuck Crowder	133	1998
4. Brad Rigby	132	1993
5. Chuck Crowder	130	1999
6. Doug Creek	128	1991
7. Doug Creek	126	1990
8. Marc Pisciotto	124	1991
Al Gogolin	124	1994
10. David Elder	123	1996
Cory Vance	123	2000
12. Kevin Brown	122	1986
13. Jerry Bass	121	1977
Bud Blemker	121	1959
15. Deck McGuire	118	2009
Deck McGuire	118	2010
17. Doug Creek	116	1989
18. Kyle Bakker	115	2002
Buck Farmer	115	2012
20. Jim Poole	113	1988
21. Micah Owings	112	2004
22. Roger Kinard	111	1987
23. L.J. Yankosky	110	1998
24. Jed Bradley	106	2011
Scott Erwin	106	1988
Buck Farmer	106	2011
27. Brent Colson	105	1992
28. Kris Wilson	103	1997
Cory Vance	103	1999



Complete Games

1. Craig Day	12	1905
2. Solomon	11	1903
DeWitt Poole	11	1904
Ed LaFitte	11	1906
5. Jerry Bass	10	1977
6. Craig Day	9	1906
Bud Blemker	9	1959
8. Doc Wilson	8	1910
Bud Moore	8	1967
Kevin Brown	8	1985
11. Craig Day	7	1904
Henry Collier	7	1910
Phil Hudson	7	1968
Mike Schisler	7	1973
Doug Creek	7	1990
16. Scroup Enloe	6	1925
Snead	6	1925
Bud Blemker	6	1957
Bill Pridgen	6	1972
Mike Hostetler	6	1990
Mike Hostetler	6	1991
David Albert	6	1992


Saves

1. Brett Binkley	14	1993
2. Tucker Barr	12	1995
3. Mike Hostetler	11	1989
4. Jim Poole	10	1987
5. Jim Poole	9	1988
Chris Hicks	9	2008
7. Keith Fleming	8	1986
Chris Myers	8	1992
Mark Pope	8	2009
Brian Burks	8	2003
Andrew Robinson	8	2010
Luke Bard	8	2011
13. Keith Fleming	7	1984
Chris Myers	7	1994
Matt Wieters	7	2006
Brad Rulon	7	2008
Zane Evans	7	2012
18. Jeff Watchko	6	2000
Jeff Watchko	6	2001
Matt Wieters	6	2005

KEITH FLEMING (below left) and **KEVIN BROWN** (below right) pitched Georgia Tech to ACC Championships in 1985 and 1986, and in 1987, **TODD SHIVER** (middle right) was named the MVP of the ACC Tournament.



TUCKER BARR spent the majority of his time calling pitches, but in 1995, he also served as Tech's closer, recording 12 saves for the Yellow Jackets.



JERRY BASS (left) fanned a school-record 19 batters while tossing a no-hitter against Earlham in 1975; **MIKE HOSTETLER** (above, center) led the Yellow Jackets and Atlantic Coast Conference with 12 wins and 130.1 innings pitched in 1990; **BUD BLEMKER** (right) led Tech in strikeouts, innings and earned run average from 1957-59, and his 1.36 ERA in 1957 remains the third-best mark in school history.

No-Hitters by Tech Pitchers

Pitcher	Opponent	Date	Score	IP	H	R	ER	BB	SO	Comment
Jimmy Robinson	Jacksonville	3-23-1965	W, 8-1	9	0	1	1	1	9	Walk, HBP, WP aided in Jacksonville run
Jerry Bass	Earlham	3-21-1975	W, 41-0	9	0	0	0	3	19	Single-game K mark, NCAA record for winning margin
Stu Rogers	Ball State	3-1-1983	W, 12-0	7	0	0	0	3	8	Capped three-game sweep
Roger Roddy	E. Tenn. St.	3-24-1987	W, 15-0	7	0	0	0	0	8	Three Tech errors, game called by rain

No-Hitters by Opposing Pitchers

Spencer Love	Vanderbilt	4-25-1907	L, 0-6	9	0	0	0	2	10	None of the four Tech runners advanced past first base
Tom Philpot	Georgia	5-10-1919	L, 0-8	9	0	0	0	1	6	Only three baserunners (HBP, walk, error)
Don Woeltjen	Georgia	5-3-1963	L, 0-5	9	0	0	0	0	11	Only perfect game ever pitched against Tech
Nelson Gibson/Charles Watson	Clemson	5-6-1967	L, 0-3	9	0	0	0	-	-	Tigers committed three errors



Pitching Records

Yearly Pitching Leaders

Strikeouts

1953	Dave Redford	44
1954	Bob Patton	26
1955	Danny McGregor	35
1956	Bob Patton	32
1957	Bud Blemker	72
1958	Bud Blemker	66
1959	Bud Blemker	121
1960	Ed Chambliss	73
1961	Harry Davis	32
1962	Don Shi	38
1963	Ron Scharf	37
1964	Jimmy Robinson	36
1965	Jimmy Robinson	49
1966	Butch Crook	61
1967	Jeff Payne	74
1968	Phil Hudson	80
1969	Mike Sorrow	55
1970	Mike Schisler	42
1971	Mike Sorrow	93
1972	Mike Sorrow	74
1973	Mike Schisler	69
1974	Jerry Bass	42
1975	Jerry Bass	66
1976	Rodney Hudlow	79
1977	Jerry Bass	121
1978	Bart Campbell	30
1979	Jim Thorsten	29
1980	Mike Gentry	26
1981	Richard O'Brien	48
1982	John Jett	57
1983	Stu Rogers	72
1984	Keith Fleming/Stu Rogers	44
1985	Kevin Brown	95
1986	Kevin Brown	122
1987	Roger Kinard	111
1988	Jim Poole	113
1989	Doug Creek	116
1990	Doug Creek	126
1991	Doug Creek	128
1992	Brent Colson	105
1993	Brad Rigby	132
1994	Brad Rigby	184
1995	Kris Wilson	101
1996	David Elder	123
1997	Kris Wilson	103
1998	Chuck Crowder	133
1999	Chuck Crowder	130
2000	Cony Vance	123
2001	Steve Kelly	93
2002	Kyle Bakker	115
2003	Kyle Bakker	80
2004	Micha Owings	112
2005	Blake Wood	74
2006	Blake Wood	95
2007	David Duncan	86
2008	David Duncan	74
2009	Deck McGuire	118
2010	Deck McGuire	118
2011	J. Bradley/B. Farmer	106
2012	Buck Farmer	115

Strikeouts/9 Innings

1953	Dave Redford	6.71
1954	Dave Redford	4.44
1955	Danny McGregor	5.00
1956	Bob Patton	6.22
1957	Bud Blemker	8.92
1958	Bud Blemker	9.00
1959	Bud Blemker	11.46
1960	Ed Chambliss	9.43
1961	John Hawkins	4.75
1962	Don Shi	8.42
1963	Don Shi	7.14
1964	Jimmy Robinson	5.04
1965	Larry Zimmer	8.26
1966	Butch Crook	10.56
1967	Jeff Payne	9.77
1968	Phil Hudson	7.66
1969	Mike Sorrow	8.39
1970	Mike Schisler	10.31
1971	Mike Sorrow	9.96
1972	Mike Sorrow	8.46
1973	Greg Baldwin	7.27
1974	Jerry Bass	6.83
1975	Jerry Bass	8.57
1976	Jerry Bass	8.91
1977	Jerry Bass	9.10
1978	Bart Campbell	6.98
1979	Steve Davison	7.46
1980	Eric Perry	5.32
1981	Stu Rogers	6.79

TECH'S TOP TEN TEAMS

Earned Run Average

1.	2.60	1973
2.	2.65	1971
3.	2.76	2011
4.	2.79	1967
5.	2.94	1966
6.	3.00	1969
7.	3.03	1970
8.	3.12	1958
9.	3.13	1993
10.	3.33	1972

Strikeouts Per 9 Innings

1.	10.00	1998
2.	9.14	2009
3.	9.11	1993
4.	9.07	1988
5.	8.86	1989
6.	8.58	1999
7.	8.56	2011
8.	8.55	1959
9.	8.49	2010
10.	8.42	1996

TEAM

INNINGS PITCHED

Season: 619.1 in 1986

COMPLETE GAMES

Season (most): 18 in 1991

Season (fewest): 0 in 2006, 2009

SHUTOUTS

Season (most): 8 in 1906, 1971, 1997

Most Consecutive: 3 in 1971

Most Consecutive Shutout Innings: 27

(Milligan, 3-28-72, through Hillsdale, 4-3-72)

Most Consecutive Games Without a Shutout:

112 (Stetson, 4-1-78, through Georgia, 5-7-81)

SAVES

Season (most): 18 in 2006

Season (fewest): 3 in 1974, 1975, 1981

EARNED RUN AVERAGE

Season (lowest): 2.60 in 1973

Season (highest): 8.44 in 1953

RELIEF APPEARANCES

Season (most): 187 in 2004

Season (fewest): 21 in 1967

RUNS ALLOWED

Inning: 18 vs. LSU (7th), 5-26-96

Game: 29 vs. LSU, 5-26-96

Season (most): 422 in 1995

Season (fewest): 85 in 1970

EARNED RUNS ALLOWED

Inning: 18 vs. LSU (7th), 5-26-96

Game: 29 vs. LSU, 5-26-96

Season (most): 350 in 1995

Season (fewest): 70 in 1973

HITS ALLOWED

Inning: 13 vs. LSU (7th), 5-26-96

Game: 25 vs. Clemson, 4-17-83

Season (most): 660 in 2006

Season (fewest): 183 in 1970

HITS PER 9 INNINGS

Season (highest):

11.58 in 1980 (304/236.1 inn.)

Season (lowest):

7.36 in 1971 (258/315.2 inn.)

STRIKEOUTS

Game (10 inn.): 20 vs. Vanderbilt, 4-23-10

Game (9 inn.): 19 vs. Earlham, 3-21-75;

Augusta, 4-23-89

Season (most): 618 in 1998

Season (fewest): 87 in 1954

STRIKEOUTS PER 9 INNINGS

Season (highest):

10.00 in 1998 (618/556 inn.)

Season (lowest):

3.30 in 1978 (95/259.1 inn.)

HOME RUNS ALLOWED

Game: 7 vs. North Carolina, 4-3-94

Season (most): 70 in 1983, 1998

Season (fewest): 4 in 1970

WALKS

Game: 15, vs. Armstrong State, 2-26-86

Season (most): 416 in 1986

Season (fewest): 82 on 1964

WALKS PER 9 INNINGS

Season (highest):

8.03 in 1961 (176/197.1 inn.)

Season (lowest):

2.54 in 2002 (171/606.2 inn.)

STRIKEOUT-TO-WALK RATIO

Season (best):

2.90-1 in 2002 (496 K/171 BB)

Season (worst):

0.62-1 in 1961 (109 K/176 BB)

WILD PITCHES

Season (most): 81 in 1991

HIT BATSMEN

Season (most): 72 in 2002

INDIVIDUAL

VICTORIES

Season: 14, Brad Rigby, 1994

Career: 41, Doug Creek, 1988-91

LOSSES

Season: 9, James Beavers, 1974;

Rodney Hudlow, 1976; Sam Drake, 1988

Career: 19, Stu Rogers, 1981-84;

Doug Creek, 1988-91

GAMES PITCHED

Season: 45, Jim Poole, 1988

Career: 125, Chris Myers, 1991-94

GAMES STARTED

Season: 21, Brad Rigby, 1994

Career: 70, Doug Creek, 1988-91

RELIEF APPEARANCES

Season: 45, Jim Poole, 1988

Career: 119, Jim Poole, 1985-88;

Chris Myers, 1991-94

SAVES

Season: 14, Brett Binkley, 1993

Career: 22, Jim Poole, 1985-88

COMPLETE GAMES

Season: 12, Craig Day, 1905

Career: 20, Craig Day, 1904-06;

Bud Blemker, 1957-59

SHUTOUTS

Season: 4, Ed LaFitte, 1906

Career: 6, Craig Day, 1903-06;

Ed LaFitte, 1906-07

INNINGS PITCHED

Game: 14, Henry Collier vs. Georgia, 5-21-10

Season: 143, Brad Rigby, 1994

Career: 472, Doug Creek, 1988-91

EARNED RUN AVERAGE

Season (min. 50 inn.):

1.07, Mike Sorrow, 1971

Career (min. 100 inn.):

1.97, Mike Schisler, 1970-73

STRIKEOUTS

Inning: 4, Ed LaFitte vs. Georgia (1st inn.),

5-19-06; Brad Rigby vs. Georgia Southern

(7th), 5-8-94; Kyle Bakker (1st) vs. Coastal

Carolina, 2-22-02

Game (11 inn.):

20, Doc Wilson vs. Vanderbilt, 4-23-10

(10 inn.): 19, Ed LaFitte vs. Mercer, 4-13-07

(9 inn.): 19, Jerry Bass vs. Earlham, 3-21-75

Season: 184, Brad Rigby, 1994

Career: 458, Doug Creek, 1988-91

MOST STRIKEOUTS PER 9 INNINGS

Season (min. 50 inn.):

14.32, Jim Poole, 1988

Career (min. 100 inn.):

12.59, Jim Poole, 1985-88

FEWEST STRIKEOUTS PER 9 INNINGS

Season (min. 50 inn.):

2.0, Burton Grant, 1956

Career (min. 100 inn.):

2.8, Donald Gee, 1978-80,82

FEWEST EARNED RUNS ALLOWED

Season (min. 50 inn.):

7, Jerry Owen, 1967;

Mike Schisler, 1970

Career (min. 100 inn.):

33, Joe Chambers, 1960-61

FEWEST RUNS ALLOWED

Season (min. 50 inn.):

8, Mike Schisler, 1970

Career (min. 100 inn.):

48, Larry Livingston, 1970-73

FEWEST HITS ALLOWED

Season (min. 50 inn.):

27, Butch Crook, 1966

Career (min. 100 inn.):

54, Ted Tomasovich, 1966-68

FEWEST WALKS ALLOWED

Season (min. 50 inn.):

10, Mike Schisler, 1970

Career (min. 100 inn.):

20, Joe Chambers, 1960-62

FEWEST WALKS ALLOWED PER 9 INNINGS

Season (min. 50 inn.):

1.49, Mark Pope, 2010

Career (min. 100 inn.):

1.92, Chris Goodman, 2002-03

MOST WALKS ALLOWED PER 9 INNINGS

Season (min. 50 inn.):

9.3, John Hawkins, 1961

Career (min. 100 inn.):

10.1, Jason Neighborgall, 2003-05

MOST HIT BATSMEN

Game: 5, Eddie Burns vs. USF, 5-6-07

Season: 23, Eddie Burns, 2008

Career: 38, Eddie Burns, 2005-08

MOST WILD PITCHES

Yearly Pitching Leaders

1982	Alan Walker	7.88
1983	Keith Fleming	8.87
1984	Keith Fleming	8.88
1985	John Stewart	11.57
1986	Jim Poole	11.77
1987	Jim Poole	11.41
1988	Jim Poole	14.32
1989	Sam Droke	10.20
1990	Mar Pisciotto	10.46
1991	Mar Pisciotto	9.12
1992	Brett Binkley	8.90
1993	Brad Rigby	12.04
1994	Brad Rigby	11.58
1995	Tucker Barr	13.02
1996	Scott Prother	11.37
1997	Rich Thieme	9.87
1998	Cory Vance	11.47
1999	Chuck Crowder	10.00
2000	Cory Vance	9.30
2001	Kyle Bakker	9.73
2002	Kyle Schmidt	10.05
2003	Brian Burks	7.85
2004	Micha Oving	8.89
2005	Jason Neighborgall	12.2
2006	Matt Wieters	9.95
2007	Danny Payne	11.15
2008	Brad Rulon	10.90
2009	Deck McGuire	10.59
2010	Jed Bradley	9.78
2011	Jed Bradley	9.74
2012	Buck Farmer	9.75

Fewest Walks/9 Innings

1953	Chappell Rhino	2.70
1954	Bob Patton	2.70
1955	Danny McGregor	3.29
1956	Bob Patton	3.11
1957	Bob Patton	2.84
1958	Bud Blumker	4.23
1959	Ed Chambliss	4.06
1960	Joe Chambers	2.25
1961	Harry Davis	8.66
1962	Frank Hall	3.58
1963	Ivan Entekin	3.49
1964	Jimmy Robinson	2.80
1965	Jimmy Robinson	2.79
1966	Jimmy Robinson	2.67
1967	Jeff Payne	1.97
1968	Gary Steele	3.21
1969	Mike Sorrow	2.90
1970	Mike Schisler	2.45
1971	Bill Pridgen	2.06
1972	Bill Pridgen	2.10
1973	Mike Schisler	1.98
1974	James Beavers	3.89
1975	Jerry Bass	3.63
1976	Jerry Bass	3.97
1977	Jerry Bass	3.76
1978	David Middour	2.89
1979	Jim Thorsten	3.96
1980	Mike Gentry	3.84
1981	Eric Perry	3.15
1982	Stu Rogers	2.63
1983	Stu Rogers	3.77
1984	Stu Rogers	3.34
1985	Kevin Brown	2.96
1986	Keith Fleming	3.46
1987	Jim Poole	4.06
1988	John Davis	2.77
1989	Mike Hostetler	3.83
1990	Mike Hostetler	2.55
1991	Mike Hostetler	3.32
1992	Chris Myers	2.13
1993	Chris Myers	1.67
1994	Tucker Barr	2.37
1995	Tucker Barr	0.48
1996	Kris Wilson	2.20
1997	Kris Wilson	2.28
1998	LJ Yankosky	3.41
1999	Simon Young	3.02
2000	Cory Vance	2.72
2001	Kyle Bakker	1.79
2002	Kyle Bakker	1.60
2003	Brian Burks	2.04
2004	Brian Burks	2.19
2005	Blake Wood	2.03
2006	David Duncan	3.13
2007	Ryan Turner	1.78
2008	Eddie Burns	2.64
2009	Brandon Cumpton	3.08
2010	Mark Pope	1.49
2011	Mark Pope	1.91
2012	Alex Cruz	2.82

Innings Pitched

1953	Dave Redford	59
1954	Bob Patton	73.1
1955	Danny McGregor	63
1956	Danny McGregor	51.1
1957	Bud Blumker	72.2
1958	Bud Blumker	66
1959	Bud Blumker	95
1960	Ed Chambliss	69.2
1961	Harry Davis	62.1
1962	Frank Hall	78
1963	Ron Scharf	60
1964	Jimmy Robinson	64.1
1965	Jimmy Robinson	58
1966	Jimmy Robinson	64
1967	Bud Moore	81.1
1968	Phil Hudson	94
1969	Gary Steele	60.2
1970	Jerry Owen	56
1971	Mike Sorrow	84
1972	Mike Sorrow	78.2
1973	Mike Schisler	86.1
1974	James Beavers	71.2
1975	Jerry Bass	69.1
1976	Rodney Hudlow	91.1
1977	Jerry Bass	119.2
1978	David Middour	84
1979	Danny Suarez	62
1980	Mike Gentry	63.1
1981	Richard O'Brien	68.1
1982	John Lett	84.2
1983	Stu Rogers	105
1984	Stu Rogers	72.2
1985	Kevin Brown	137
1986	Kevin Brown	136
1987	Roger Kinard	130

Wins

1951	Herb Bradshaw/Chappell Rhino	4
1952	Chappell Rhino	3
1953	Chappell Rhino	5
1954	Bob Patton	6

Team Pitching Statistics Since 1953

Year	G	W-L	Pct.	IP	H	H/9	R	ER	ERA	BB	BB/9	SO	SO/9	CG	SHO
2012	64	38-26	.594	569.2	555	8.78	327	280	4.42	247	3.91	456	7.21	1	5
2011	63	42-21	.667	568	489	7.75	245	174	2.76	210	3.33	540	8.57	8	7
2010	62	47-15	.758	551	551	9.00	286	246	4.02	188	3.07	520	8.49	3	6
2009	58	38-19-1	.664	515	533	9.31	319	266	4.65	234	4.09	523	9.14	0	3
2008	62	41-21	.661	548	617	10.13	355	307	5.04	223	3.66	461	7.57	1	5
2007	57	32-25	.561	509.1	583	10.30	336	290	5.12	207	3.66	427	7.54	2	2
2006	68	50-18	.735	604.2	660	9.82	356	297	4.42	232	3.45	502	7.47	0	2
2005	64	45-19	.703	574.2	612	9.58	347	277	4.34	260	4.07	474	7.42	1	3
2004	65	44-21	.677	590	609	9.28	359	313	4.77	226	3.44	521	7.95	1	0
2003	62	44-18	.710	552.2	537	8.74	315	250	4.07	198	3.22	423	6.89	3	3
2002	68	52-16	.765	606.2	641	9.51	344	274	4.06	171	2.54	496	7.36	5	6
2001	61	41-20	.672	532	576	9.74	331	267	4.52	213	3.60	434	7.34	5	2
2000	66	50-16	.758	585.2	570	8.76	339	281	4.32	242	3.67	507	7.68	6	2
1999	58	38-20	.655	512.2	595	10.45	378	300	5.27	272	4.78	489	8.58	4	3
1998	63	41-22	.651	556	577	9.33	369	305	4.94	274	4.44	618	10.00	7	1
1997	61	46-15	.754	542	561	9.31	371	289	4.80	275	4.57	490	8.14	3	9
1996	64	40-24	.625	556.2	599	9.68	389	317	5.13	267	4.32	521	8.42	4	3
1995	60	38-22	.633	522	593	10.22	422	350	6.03	298	5.14	463	7.98	2	2
1994	67	50-17	.746	606.2	564	8.37	310	264	3.92	259	3.84	558	8.28	9	5
1993	61	47-14	.770	540.2	445	7.40	242	188	3.13	191	3.18	547	9.11	5	4
1992	64	45-19	.703	562.2	541	8.65	282	214	3.42	227	3.63	480	7.68	8	2
1991	68	42-26	.618	581.2	627	9.70	376	308	4.77	301	4.66	521	8.06	18	5
1990	71	46-25	.648	593	523	7.94	330	263	3.99	283	4.30	531	8.06	17	3
1989	64	38-26	.594	542.2	533	8.84	381	283	4.69	357	5.92	534	8.86	10	7
1988	69	45-24	.652	606.1	585	8.68	373	273	4.03	308	4.57	611	9.07	6	0
1987	65	51-14	.785	560.1	535	8.59	342	283	4.55	293	4.71	514	8.26	10	4
1986	68	45-23	.662	619.1	594	8.63	391	315	4.58	416	6.05	551	8.01	10	5
1985	62	42-19-1	.685	538	577	9.65	350	300	5.02	279	4.67	401	6.71	16	4
1984	55	36-19	.655	488.2	555	10.22	353	272	5.01	302	5.56	360	6.63	7	1
1983	53	38-15	.717	453.1	523	10.38	356	275	5.50	364	7.23	315	6.25	8	1
1982	49	29-20	.592	424	450	9.55	301	258	5.48	229	4.86	235	4.99	5	2
1981	38	14-24	.368	334.1	419	11.28	284	215	5.79	178	4.79	198	5.33	3	3
1980	27	8-19	.296	236.1	304	11.58	244	196	7.46	159	6.06	123	4.68	5	0
1979	31	15-16	.484	265.1	308	10.45	248	204	6.92	174	5.90	133	4.51	7	0
1978	29	14-15	.483	259.1	328	11.38	193	162	5.62	138	4.79	95	3.30	9	2
1977	30	18-12	.600	267	303	10.21	188	145	4.89	146	4.92	200	6.74	14	1
1976	34	12-22	.353	287.1	328	10.27	232	177	5.54	184	5.76	238	7.45	9	2
1975	29	12-17	.414	249.2	256	9.23	188	140	5.04	141	5.08	180	6.49	5	1
1974	37	20-17	.541	315.1	351	10.02	238	189	5.40	206	5.88	220	6.28	6	3
1973	28	20-6-2	.750	242	219	8.14	102	70	2.60	84	3.12	189	7.03	8	1
1972	31	21-10	.677	270.2	248	8.25	131	100	3.33	98	3.26	218	7.25	12	5
1971	37	31-6	.838	315.2	258	7.36	124	93	2.65	129	3.68	270	7.70	12	8
1970	24	17-7	.708	223	183	7.39	85	75	3.03	100	4.04	170	6.86	13	3
1969	28	16-12	.571	252.1	208	7.42	108	84	3.00	115	4.10	199	7.10	12	3
1968	34	21-13	.618	304	299	8.85	163	117	3.46	156	4.62	235	6.96	10	3
1967	32	21-11	.656	281	255	8.17	119	87	2.79	129	4.13	243	7.78	17	2
1966	30	14-16	.467	254	192	6.80	110	83	2.94	152	5.39	206	7.30	14	3
1965	30	20-8-2	.700	259	216	7.51	121	99	3.44	92	3.20	176	6.12	--	3
1964	24	9-15	.375	204.1	231	10.17	142	103	4.54	82	3.61	111	4.89	--	0
1963	27	9-18	.333	232.1	256	9.92	187	137	5.31	136	5.27	150	5.81	--	2
1962	24	8-16	.333	210	213	9.13	173	128	5.49	155	6.64	139	5.96	--	0
1961	24	6-16-2	.292	197.1	226	10.31	210	150	6.84	176	8.01	109	4.97	9	0
1960	25	14-11	.560	220	198	8.10	133	103	4.21	110	4.50	170	6.95	8	3
1959	28	17-9-2	.643	239	213	8.02	127	90	3.39	150	5.65	227	8.55	15	2
1958	24	7-17	.292	195.2	200	9.20	154	112	5.16	113	5.20	134	6.16	9	0
1957	27	18-8-1	.685	231	194	7.56	110	80	3.12	105	4.09	169	6.58	11	3
1956	23	11-12	.478	193.1	186	8.66	100	--	4.66	101	4.70	92	4.28	15	1
1955	24	15-9	.625	207.2	233	10.11	140	--	6.06	93	4.03	119	5.16	9	2

Fielding Records

Miscellaneous Records

Overall Winning Seasons: 70
 Overall Losing Seasons: 36
 Overall .500 Seasons: 3
 Most Consecutive Winning Seasons: 30 (1982-present)
 Most Consecutive Losing Seasons: 6 (1949-54)
 Most Victories (entire season): 52 (2002)
 Most Victories (regular season): 47 (1987)
 Most Victories (postseason): 9 (1994 and 2002)
 Most Losses: 26 (1989, 1991, 2012)
 Most Ties: 2 (1959, 1961, 1965, 1973)
 Highest Winning Percentage: .889 (16-2) in 1920
 Most Home Victories: 38 (1990)
 Highest Home Winning Percentage: .941 (32-2) in 1992
 Longest Winning Streak: 20 games (1990 and 2004)
 Longest Unbeaten Streak: 20 games (1990 and 2004)
 Longest Conference Winning Streak:
 25 games (2004-05) *ACC RECORD
 Longest Season-Opening Winning Streak:
 17 games (2003)
 Longest Home Winning Streak: 29 games
 (final game of 1989 and first 28 games of 1990)
 Longest Losing Streak: 10 games (1975)
 Longest Season-Opening Losing Streak:
 8 games (1985)
 Largest Winning Margin:
 41 runs, vs. Earlham (41-0), 3-21-75
 Largest Losing Margin:
 24 runs, vs. Georgia (25-1), 4-15-1899
 Home game: 22 runs, vs. Michigan (27-5), 3-12-95
 Longest Game: 15 innings (twice) - Tech vs. Oglethorpe,
 May 1, 1933, at Ponce de Leon Park (Oglethorpe 4, Tech
 3); Tech vs. NC State, May 26, 2011, at Durham Bulls
 Athletic Park (Tech 6, NC State 6 - ACC Championships).
 Longest Game (Time):
 5:07, vs. NC State, (15 inn.), May 26, 2011
 Largest Attendance:
 Overall - 28,836 vs. Georgia at Turner Field, Atlanta, Ga. (5-
 11-04) [2nd largest regular season crowd in NCAA history]
 At Chandler Stadium - 4,609 vs. Georgia (4-9-08) [regular
 season]; 4,468 vs. Southern California (6-2-00) [NCAA Super
 Regional]
 In State of Georgia - Same as overall.
 Three-Game Home Series - 10,655 vs. Florida State
 (5-2/4-02) [regular season]; 10,435, NCAA Atlanta Regional
 (5-26/28-00) [NCAA]

9th Inning Comebacks

Runs	Opponent	Date	Final Score
12	at NC State	4/4/98	Tech, 17-13
7	Mercer	3/5/97	Tech, 7-6
	Duke	3/27/98	Tech, 9-8
6	NC State	5/9/97	Tech, 14-13
	Virginia Tech	3/20/09	Tech, 10-9
5	North Carolina	5/14/11	Tech, 9-8
	North Carolina	3/28/10	Tech, 11-8 (10)
	NC State (ACC)	4/21/84	Tech, 5-3
	SE Missouri State	4/11/98	Tech, 6-5
	Oklahoma St (NCAA)	5/24/98	Tech, 6-5
4	E. Kentucky (NCAA)	5/25/85	Tech, 14-13
	New Clark Tech	3/2/91	Tech, 7-6
	NC State (ACC)	5/14/91	Tech, 4-3
	Mercer	4/14/93	Tech, 7-6
	Miami	5/10/02	Tech, 7-6
	at Miami	3/27/05	Tech, 11-10
	Rutgers	2/29/08	Rut., 10-6 (11 inn.)
3	Duke	4/11/93	Tech, 7-6
	Virginia	3/16/96	Tech, 7-6
	Georgia	2/24/96	Tech, 6-5 (10 inn.)
	Stetson	3/4/97	Tech, 9-5 (10 inn.)
	Charleston Southern	3/25/97	Tech, 12-11 (11 inn.)
	Florida State	4/18/97	FSU, 10-9 (12 inn.)
	North Carolina	5/14/97	Tech, 7-6
	vs. Florida State (ACC)	5/25/03	Tech, 10-7
	NC State	3/20/05	Tech, 11-10
	Florida State	4/16/05	Tech, 9-8
	North Carolina	4/4/09	Tech, 10-6 (11 inn.)
	Clemson	4/27/12	Tech, 6-5 (13 inn.)

Biggest Innings

Runs	Opponent (inning)	Date	Final Score
15	Charleston Southern (4th)	3/2/99	Tech, 22-4
14	Elmhurst (5th)	3/29/78	Tech, 14-1
13	Centenary (6th)	4/5/77	Tech, 18-3
12	Virginia Tech (1st)	5/14/05	Tech, 27-2
	at Maryland (5th)	5/23/04	Tech, 18-6
	at NC State (7th)	3/30/02	Tech, 20-12
	Oakland (4th)	2/28/01	Tech, 18-0
	Stetson (6th)	5/27/00	Tech, 24-1
	at NC State (9th)	4/4/98	Tech, 17-13
	Maryland (6th)	3/20/95	Tech, 25-17
	Ball State (8th)	2/26/85	Tech, 21-11
11	at Georgia State (2nd)	4/15/09	Tech, 18-2
	Mercer (3rd)	3/10/09	Tech, 17-3
	Virginia Tech (2nd)	5/14/05	Tech, 27-2
	Georgia (6th)	4/8/92	Tech, 15-1
	Virginia (6th)	3/9/90	Tech, 17-6
	Tenn. Temple (6th)	4/12/84	Tech, 24-5
	Ball State (6th)	3/1/83	Tech, 14-4
	Hillsdale (5th)	3/31/79	Tech, 24-3
10	Earlham (6th)	3/21/75	Tech, 41-0
	Wake Forest (6th)	2/27/10	Tech, 15-0
	at Boston College (4th)	4/28/06	Tech, 12-4
	at Georgia State (8th)	5/11/94	Tech, 23-9
	Clemson (5th)	5/14/94	Tech, 20-4
	Maryland (5th)	3/22/89	Tech, 19-7
	E. Tenn. St. (7th)	3/24/87	Tech, 15-0
	Augusta College (4th)	5/4/87	Tech, 14-7
	Maryland (5th)	4/1/86	Tech, 26-0
	Ohio State (6th)	3/21/84	Tech, 18-4
	at Georgia State (1st)	3/5/81	Tech, 35-9
	Earlham (8th)	3/21/75	Tech, 41-0

TEAM

FIELDING PERCENTAGE

Season (highest): .972 in 2004 and 2010

Season (lowest): .901 in 1953

MOST TOTAL CHANCES

Season: 2,795 in 1986

MOST DOUBLE PLAYS

Game: 5, vs. Coastal Carolina, 4-1-95

Game (both teams):

7, vs. Georgia State, 4-10-84

7, vs. Florida State, 4-7-12

Season (most): 71 in 1985

Season (fewest): 11 in 1958

MOST ERRORS

Game: 12, vs. Georgia, 4-21-1898

Game (both teams): 22, vs. Georgia (GT 12, UGA 10),
 4-21-1898

Season (most): 140 in 1988

Season (fewest): 37 in 1958

INDIVIDUAL

MOST ERRORS

Game: 6, by Smith vs. Georgia, 4-21-1898

Season: 31, Pete Geist, 1984;

Tyler Greene, 2003

Career: 89, Keith Kerver, 1984-87

MOST PUTOUTS

Game (INF):

20, Reggie Johnson vs. Miami, 5-15-92

Game (OF):

9, Scott Jordan vs. Wake Forest, 3-27-85

Game (C):

18, Bob Harrell vs. Earlham, 3-21-75

Season (INF): 551, Scott Byers, 1994

Season (OF): 145, Anthony Byrd, 1991

Season (C): 519, Jason Varitek, 1994

MOST ASSISTS

Game (INF):

11, Keith Kerver vs. Florida State, 5-25-85

Game (OF): 2, Todd Moore; Chuck Dunn; Chris Morgan

Johnny Ferguson and Jeff Kindel (twice); Matt Saier vs.

Washington, 5-30-94; Jeremy Slayden vs. Miami, 5-10-02;

Danny Payne vs. Duquesne, 2-24-07; Jeff Rowland vs. Miami,
 4-13-08.

Game (C): 5, Greg Woodward vs. N. Carolina, 4-4-82;

Jason Haniger vs. Rutgers, 2-29-08.

Season (INF): 230, Keith Kerver, 1986

Season (OF): 9, Jeff Kindel, 2006

Season (C): 72, Jason Varitek, 1994

Career (INF): 682, Keith Kerver, 1984-87

Career (OF): 16, Scott Jordan, 1982-85

Career (C): 256, Jason Varitek, 1991-94

MOST PICKOFFS

Game: 4, Doug Creek vs. Georgia Southern, 2-17-90

Season (pitcher): 16, Doug Creek, 1990



Season (catcher): 6, Jason Varitek, 1993

Career: 44, Doug Creek, 1988-91

RUNNERS CAUGHT STEALING


Season: 36, Jason Varitek, 1991

Career: 99, Jason Varitek, 1991-94



Clockwise from top right: SCOTT BYERS has
 Tech's career mark for putouts; KEITH KERVER
 owns career records in chances and assists;
 DOUG CREEK holds the top career mark for
 pickoffs while JASON VARITEK threw out a
 school-record 99 would-be base stealers from
 1991-94.

Last Time It Happened



ROGER RODDY (left) was the last Georgia Tech pitcher to toss a no-hitter.
ANDY BRUCE (right) homered in eight straight games in 1991, setting an NCAA record.



A no-hitter was pitched by Tech:

By individual - March 24, 1987, by Roger Roddy vs. East Tennessee State at Russ Chandler Stadium (*Tech 15, ETSU 0*). *Seven-inning game.

A no-hitter was pitched against Tech:

By individual - May 3, 1963, by Don Woeltjen of Georgia, who pitched a perfect game at Rose Bowl Field (*Georgia 5, Tech 0*). *NOTE: There has been one staff no-hitter pitched against the Yellow Jackets since May 3, 1963, when Clemson's Nelson Gibson and Charles Watson held Georgia Tech hitless on May 6, 1967.

A one-hitter was pitched by Tech:

By individual - April 15, 2011, Mark Pope vs. Wake Forest at Gene Hooks Field, Winston-Salem, N.C. (*Tech 5, Wake Forest 1*).

By staff - February 17, 2012, by Matthew Grimes and Zane Evans vs. Winthrop at Winthrop Ballpark in Rock Hill, S.C. (*Tech 5, Winthrop 0*).

A one-hitter was pitched against Tech:

By individual - February 18, 1992, Jamon Deal of UNC-Asheville at Russ Chandler Stadium (*Tech 2, UNC-Asheville 1*).

By staff - March 21, 2007, Nine Georgia State pitchers combined to hold Georgia Tech to one hit at The Field at Panthersville in Panthersville, Ga. (*Tech 3, Georgia State 0*).

A two-hitter was pitched by Tech:

By individual - March 31, 2000, Cory Vance vs. NC State at Dook Field, Raleigh, N.C. (*Tech 13, NC State 1*).

By staff - March 31, 2012, by Luke Bard and Alex Cruz vs. Duke at Russ Chandler Stadium (*Tech 8, Duke 0*).

A two-hitter was pitched against Tech:

By individual - April 27, 1991, Jason Angel of Clemson at Russ Chandler Stadium (*Clemson 8, Tech 0*).

By staff - April 29, 2011, Dominic Leone and Scott Weismann of Clemson at Doug Kingsmore Stadium (*Clemson 4, Tech 2*).

A Tech pitcher pitched a complete-game shutout:

March 31, 2012 - Buck Farmer vs. Duke at Russ Chandler Stadium, his first complete game shutout of the season. (*Tech 1, Duke 0*).

Tech was shut out:

February 17, 2012 - Kent State's David Starn and Casey Wilson combined to shutout the Yellow Jackets, giving up four hits at the Winthrop Ballpark in Rock Hill, S.C. (*Kent State 5, Tech 0*).

There was no score after nine innings:

February 27, 2008 - Georgia Tech scored a run in the bottom of the 10th to defeat Georgia Southern. (*Tech 1, GSU 0 (10)*).

A Tech pitcher struck out 10 batters or more:

March 31, 2012 - Buck Farmer fanned 11 in a complete-game, three-hit shutout of Duke at Russ Chandler Stadium (*Tech 1, Duke 0*).

A Tech pitcher picked off multiple runners:

March 21, 2010 - Jed Bradley picked off two runners vs. Maryland at Shipley Field (*Tech 10, Maryland 3*).

A Tech runner was picked off third base:

February 17, 2012 - Daniel Palka was picked off in the second inning by Kent State catcher David Lyon at Winthrop Ballpark. (*Kent State 5, Tech 0*).

A Tech player hit three home runs in a game:

May 3, 2009 - Chase Burnett (first inning with none on, fifth inning with one on, eighth inning with bases loaded) vs. Presbyterian at Russ Chandler Stadium. (*Georgia Tech 23, Presbyterian 3*).

A Tech player homered on consecutive at-bats:

May 18, 2010 - Tony Plagman hit a two-run homer in the first inning, and a two-run homer in the third inning against Georgia State at Russ Chandler Stadium. (*Georgia Tech 9, Ga. State 3*).

A Tech player homered in five (or more) straight games:

March 2-10, 1991 - Andy Bruce hit nine home runs over eight consecutive games (an NCAA record) against New York Tech, Appalachian State and Rutgers, all at Russ Chandler Stadium.

A Tech player homered in four straight games:

May 19-26, 2012 - Jake Davies hit five home runs over four consecutive games versus Miami (at Russ Chandler Stadium) and versus Florida State, Virginia and Clemson in the ACC Championship at NewBridge Bank Park in Greensboro, N.C.

Three Tech players hit consecutive home runs:

March 13, 2012 - Jake Davies, Sam Dove and Paul Kronenfeld in the first inning off Wagner's Max Schmardel at Russ Chandler Stadium. (*Tech 15, Wagner 4*).

Three Tech players homered in the same inning:

March 13, 2012 - Jake Davies, Sam Dove and Paul Kronenfeld in the first inning off Wagner's Max Schmardel at Russ Chandler Stadium. (*Tech 15, Wagner 4*).

A Tech player hit an inside-the-park homer:

April 28, 2012 - Kyle Wren on the first pitch of the game vs. Clemson at Russ Chandler Stadium (*Clemson 13, Tech 7*).

Two Tech players hit grand slams in the same game:

April 16, 2008 - Brad Feltes (5th inn.) and Luke Murton (8th inn.) vs. Georgia Southern at Russ Chandler Stadium (*Tech 14, GSU 8*).

Two Tech players hit grand slams in the same inning:

March 10, 1997 - Eric McQueen and Jay Hood (1st inn.) vs. North Carolina at Boshamer Stadium, Chapel Hill, N.C. (*Tech 9, UNC 8*).

A Tech player hit a grand slam in consecutive games:

March 2-3, 1991 - Andy Bruce connected vs. New York Tech at Russ Chandler Stadium (*Tech 17, N.Y. Tech 3; Tech 11, N.Y. Tech 2*).

A Tech player had five hits or more:

March 2, 2012 - Brandon Thomas went 5-for-5 with two doubles vs. Rutgers at Russ Chandler Stadium. (*Tech 16, Rutgers 2*).

A Tech player hit for the cycle:

February 17, 2001 - Richard Lewis went 5-for-7 vs. Georgia Southern at J.L. Clements Stadium in Statesboro, Ga. (*Tech 23, GSU 3*). NOTE: Jason Basil became the first player in ACC Tournament history to hit for the cycle on May 17, 2000 vs. Duke.

A Tech player hit for the cycle twice in one season:

March 8, 1991 - Andy Bruce vs. Rutgers (6 RBI) at Russ Chandler Stadium (*Rutgers 13, Tech 7*); **May 1, 1991**, vs. Georgia (9 RBI) at Russ Chandler Stadium (*Tech 16, UGA 1*).

A Tech player batted in seven runs or more:

March 22, 2011 - Matt Skole drove in eight runs on three singles and two home runs (including a grand slam) vs. Georgia at Foley Field. (*Tech 15, Georgia 6*).

A Tech player stole four bases or more:

May 8, 2004 - Eric Patterson stole five bases vs. Duke at Russ Chandler Stadium to tie a school record (*Tech 9, Duke 8*).

A Tech player stole home (not a double steal):

May 26, 2011 - Mott Hyde stole home with a straight steal in the 15th inning for the eventual game-winner vs. NC State at the 2011 ACC Baseball Championships at Durham Bulls Athletic Park in Durham, N.C. (*Tech 6, NC State 5*).

A Tech player stole three bases in one inning:

May 3, 1989 - Tom Green in the first inning vs. Tennessee Tech at Russ Chandler Stadium.

Stadium (*Tennessee Tech 7, Tech 6*).

Tech scored 30 or more runs in a game:

April 25, 1984 - Tech scored 31 runs vs. Georgia State at Russ Chandler Stadium (*Tech 31, Georgia State 6*).

Tech scored 20 or more runs in a game:

April 14, 2010 - Tech scored 25 runs vs. Georgia at Foley Field in Athens, Ga. (*Tech 25, Georgia 6*).

Tech got 30 or more hits in a game:

March 28, 1985 - Tech got 30 hits vs. Maryland at College Park, Md. (*Tech 29, Maryland 2*).

Tech got 20 or more hits in a game:

March 2, 2012 - Tech tallied 23 hits vs. Rutgers at Russ Chandler Stadium. (*Tech 16, Rutgers 2*).

Tech allowed 20 or more runs in a game:

April 8, 2009 - Georgia Southern scored 23 runs at Russ Chandler Stadium (*Georgia Southern 23, Tech 3*).

Tech allowed 10 or more runs and won:

April 25, 2010 - Virginia Tech scored 12 runs in a losing effort at Russ Chandler Stadium. (*Tech 14, Virginia Tech 12*).

Tech allowed 20 or more hits in a game:

April 8, 2009 - Georgia Southern collected 20 hits vs. Tech at Russ Chandler Stadium. (*Georgia Southern 23, Tech 3*).

Tech turned four or more double plays:

May 9, 2012 - Tech turned four double plays vs. Georgia at Russ Chandler Stadium (*Tech 8, Georgia 6*).

Tech hit into four or more double plays:

May 11, 2012 - Virginia turned four double plays vs. Tech at Davenport Field (*Virginia 6, Tech 5*).

Tech committed five errors or more:

May 30, 2009 - Tech made five errors vs. Southern Miss at Russ Chandler Stadium (*USM 10, Tech 7*).

Tech committed five or more errors and won:

March 8, 2005 - Tech made five errors vs. William & Mary at Russ Chandler Stadium. (*Tech 17, W&M 9*).

Tech turned a triple play:

May 5, 1986 - In the third inning at Augusta, bases loaded, second baseman Ty Griffin dropped line drive by Donnie Poteet, threw to catcher Jeff Mons at home for one out, to third baseman Frank Bolick for second out, to shortstop Keith Kerver covering second for third out, which preserved complete-game shutout by Scott Erwin. (*Tech 13, Augusta 0*).

A triple play was turned against Tech:

March 9, 2001 - In the fourth inning vs. NC State, bases loaded, Jason Basil lined to shortstop Adam Miller for first out, to second baseman Jeremy Dutton covering second base for second out, to first baseman David Hicks covering first for third out, at Russ Chandler Stadium. (*NC State 9, Tech 7*).



Key

Game Type

* NCAA Regional or Playoff
 \$ College World Series
 + Conference tournament
 # Exhibition
 f - forfeit
 All games 9 innings except where noted

Locations

- Atlanta-Fulton County Stadium, Atlanta, Ga.
- Ponce de Leon Park, Atlanta, Ga.
- Griffin, Ga. (field unknown)
- Spiller's Field, Atlanta, Ga.
- Columbia, S.C. (field unknown)
- Montgomery, Ala. (field unknown)
- Rollins College, Winter Park, Fla.
- Miami, Fla. (field unknown)
- Sims Legion Park, Gastonia, N.C.
- Seminole Field, Tallahassee, Fla.
- Luther Williams Field, Macon, Ga.
- Americus, Ga. (unknown field)
- Nat Buring Field, Memphis, Tenn.
- Boshamer Stadium, Chapel Hill, N.C.
- Durham Athletic Park, Durham, N.C.
- Smith-Wills Stadium, Jackson, Miss.
- Dick Howser Stadium, Tallahassee, Fla.
- Rainbow Stadium, Honolulu, Hawaii
- Mark Light Stadium, Miami, Fla.
- Municipal Stadium, West Palm Beach, Fla.
- Municipal Stadium, Greenville, S.C.
- Tiger Field, Douglas, Ga.
- Barnson Field/Wilson Stadium, Las Vegas, Nev.
- Douglasville, Ga. (field unknown)
- Gainesville, Ga. (field unknown)
- Hubert H. Humphrey Metrodome, Minneapolis, Minn.
- McKethan Stadium-Perry Field, Gainesville, Fla.
- Alex Box Stadium, Baton Rouge, La.
- Louisiana Superdome, New Orleans, La.
- Oscar County Stadium, Kissimmee, Fla.
- Titan Field, Fullerton, Calif.
- Eck Stadium-Tyler Field, Wichita, Kan.
- Rosenblatt Stadium, Omaha, Neb.
- Durham Bulls Athletic Park, Durham, N.C.
- Lindsey Nelson Stadium, Knoxville, Tenn.
- Griffith Stadium, Charlotte, N.C.
- Al Lang Stadium, St. Petersburg, Fla.
- Dudy Noble Field, Starkville, Miss.
- Disney's Wide World of Sports, Lake Buena Vista, Fla.
- Knights' Stadium, Fort Mill, S.C.
- Reckling Park, Houston, Tex.
- Frank Foley Field, Athens, Ga.
- Coastal Federal Field, Myrtle Beach, S.C.
- Salem Memorial Stadium, Salem, Va.
- Turner Field, Atlanta, Ga.
- Grayson Stadium, Savannah, Ga.
- Ripken Stadium, Aberdeen, Md.
- Baseball Grounds of Jacksonville, Jacksonville, Fla.
- USA Baseball National Training Complex, Cary, N.C.
- NewBridge Bank Park, Greensboro, N.C.
- The Winthrop Ballpark, Rock Hill, S.C.

Alabama
(29-38-1)

H 13-14-1 A 12-22 N 4-2

4-8-1904	..hW	8-4
4-9-1904	..hW	11-4
4-9-1904	..hW	8-3
5-8-1908	..al	1-5
5-9-1908	..al (10)	0-1
5-10-1908	..al	3-10
4-2-1910	..al	3-4
4-3-1910	..oW	3-1
4-28-1911	..oW	4-3
4-29-1911	..al	1-2
4-25-1913	..al	3-7
4-26-1913	..al	4-5
4-24-1914	..al	2-11
4-25-1914	..oW	12-8
4-25-1914	..oW	7-0
5-1-1914	..hW	4-3
5-2-1914	..hW	5-4
4-9-1915	..hl	1-2
4-10-1915	..hW	7-6
5-1-1919	..al	1-11
5-1-1919	..al	2-6
4-25-1923	..oW	6-3
4-26-1923	..oW	11-2
5-9-1924	..hl (10)	6-8
4-17-1925	..oW	9-2
4-18-1925	..al	10-17
4-14-1926	..hW	7-5
4-15-1926	..ht (10)	8-8
4-16-1926	..oW	12-6
4-17-1926	..oW	12-10
4-20-1927	..hW	9-4
4-21-1927	..hW	7-6
4-22-1927	..al	5-8
4-23-1927	..oW	6-3
4-25-1928	..al	3-4
4-26-1928	..oW	5-3
4-28-1928	..hl	1-7
4-24-1929	..hl	4-7

Alabama
(29-38-1)

H 13-14-1 A 12-22 N 4-2

4-25-1929	..hl	3-9
4-26-1929	..al	3-6
4-27-1929	..oW	4-2
4-21-1930	..hW	7-6
4-22-1930	..hl	2-7
4-25-1930	..al	2-16
4-26-1930	..al	3-15
4-14-1933	..al	2-6
4-25-1933	..hW	6-4
4-25-1933	..oW	9-5
4-14-1934	..al	2-11
4-20-1934	..hl	3-4
4-21-1934	..hl	1-8
4-2-1935	..al	3-10
4-26-1937	..hl	1-7
4-27-1937	..hl	1-3
4-27-1938	..al	3-6
4-28-1938	..al	3-9
4-9-1943	..hl	1-10
5-14-1943	..oW	15-4
5-15-1943	..al	2-6
5-9-1957	..oW+	5-4
5-10-1957	..hl+	10-11
5-13-1957	..hW+	10-1
5-25-1986	..19W*	12-6
5-25-1991	..17L*	4-8
3-2-1996	..30L#	2-7
6-05-2010	..hW*	5-2
6-06-2010	..hl*	1-8
6-07-2010	..hl*	8-10

UAB
(1-1)

H 1-0 A 0-0 N 0-0

4-7-1979	..hW	15-2
5-5-1979	..al	2-3

Alabama State
(1-0)

H 1-0 A 0-0 N 0-0

3-26-2008	..hW	17-4
-----------	------	------

Alma College
(2-2)

H 2-2 A 0-0 N 0-0

3-20-1968	..hW	14-3
3-21-1968	..hl	4-5
3-25-1970	..hl	7-8
3-26-1970	..hW	10-1

Anderson College
(3-1)

H 3-1 A 0-0 N 0-0

4-11-1968	..hW	16-4
4-12-1968	..hW	14-10
3-29-1975	..hW	11-5
4-2-1980	..hl	5-9

Appalachian State
(16-1)

H 16-1 A 0-0 N 0-0

3-24-1978	..hW	19-13
3-9-1980	..hl	3-10
3-9-1983	..hW	11-10
3-3-1984	..hW	6-4
4-21-1987	..hW	9-1
3-7-1989	..hW	15-3
3-8-1989	..hW	16-8
3-6-1990	..hW	6-5
3-7-1990	..hW	9-1
3-5-1991	..hW	10-0
3-6-1991	..hW	20-9
2-25-1992	..hW	9-4
2-26-1992	..hW	8-3
3-30-1993	..hW	10-2
3-31-1993	..hW	7-2
3-8-1994	..hW	22-4
3-9-1994	..hW	22-4

Arizona
(0-2)

H 0-0 A 0-0 N 0-2

3-31-1989	..26L	1-3
4-2-1989	..26L	4-12

Arizona State
(0-1)

H 0-0 A 0-0 N 0-1

5-25-1998	..32L*	1-3
-----------	--------	-----

Arkansas
(2-1)

H 0-0 A 0-0 N 2-1

5-26-1985	..17L*	5-7
3-6-1993	..26W	3-2
5-23-1998	..32W*	2-0

Armstrong State
(4-2)

H 3-2 A 1-0 N 0-0

5-8-1981	..hW	11-8
2-26-1986	..hl	12-13
2-27-1986	..hl (10)	6-7
4-14-1987	..hW	19-15
4-22-1988	..hW	8-6
2-23-2003	..oW	12-4

Army
(2-1-1)

H 0-0 A 0-0 N 2-1-1

3-24-1960	..8W	13-0
3-25-1960	..8W	5-2
3-23-1961	..8T	2-2
3-24-1961	..8L (7)	6-7

Atlanta Athletic Club
(1-0)

H 1-0 A 0-0 N 0-0

3-28-1903	..hW#	11-3
-----------	-------	------

Atlanta Braves
(0-12-1)

H 0-0 A 0-12-1 N 0-0

4-6-1977	..1L#	0-7
4-5-1978	..1L#	3-13
4-4-1979	..1L#	0-5
3-5-1987	..20L#	3-9
3-2-1989	..20L#	0-3
3-4-1993	..20L#	2-14
3-2-1995	..20L#	1-5
2-27-1997	..20L#	2-7
3-4-1999	..39L#	5-15
3-1-2001	..39L#	4-18
2-27-2003	..39T# (4)	3-3
3-2-2005	..39L#	0-12
2-28-2007	..39L#	0-5

Atlanta Colts
(0-2)

H 0-0 A 0-0 N 0-2

4-12-1895	..nL#	4-16
4-15-1896	..nL#	8-20

Atlanta Crackers
(0-5-1)

H 0-0 A 0-1 N 0-4-1

4-21-1903	..al#	5-22
4-24-1903	..hl	1-16
3-23-1904	..al#	1-6
3-12-1927	..al#	2-6
3-25-1929	..al#	6-6
4-2-1956	..2L#	4-6

Atlanta Pretzels
(0-1)

H 0-0 A 0-1 N 0-0

4-9-1902	..al#	1-12
----------	-------	------

Atlanta Spellers
(0-1)

H 0-0 A 0-1 N 0-0

4-8-1898	..al#	2-5
----------	-------	-----

Auburn
(105-117-5)

H 62-48-2 A 40-62-1 N 3-7-2

4-10-1897	..al	4-6
4-16-1898	..oW	4-3
4-8-1899	..hW	10-8
4-22-1899	..hW	6-4
5-5-1900	..al	4-9
4-5-1901	..hW	15-12
4-25-1903	..hW	8-7
4-23-1904	..hW	4-3
5-5-1905	..hl	0-1
5-6-1905	..hl	2-4
5-11-1906	..hl (11)	1-2
5-12-1906	..hW	5-0
5-12-1906	..hW (8)	4-0
5-10-1907	..al	2-3
5-11-1907	..oW (12)	2-0
5-12-1907	..al (7)	1-4
5-1-1908	..hl	0-1
5-2-1908	..hW	7-2
5-11-1908	..oW	6-0
5-12-1908	..al	3-8
4-29-1909	..al	0-6
4-30-1909	..oW	8-2
5-7-1909	..hl	0-2
5-8-1909	..hW	6-5
4-15-1910	..al	1-16
5-6-1910	..hW	3-1
4-17-1911	..hW	4-1
4-18-1911	..hW	9-4
5-2-1912	..hW	3-2
5-3-1912	..hl	5-7
5-4-1912	..hW	5-3
4-18-1913	..al	2-3
4-19-1913	..oW	11-4
4-19-1913	..al	3-4
3-27-1914	..hl	4-9
3-28-1914	..hW	10-5
4-16-1915	..al	6-6
4-17-1915	..oW	12-2
4-18-1915	..oW	7-1
4-14-1916	..hW	6-4
4-15-1916	..hl	9-10
4-16-1916	..hl	0-3
4-14-1917	..al (10)	4-5
4-12-1918	..oW	4-2
4-15-1917	..al	1-4
4-13-1918	..al	4-10
4-20-1918	..oW	8-3
4-21-1918	..al (5)	0-6
4-11-1919	..hW	2-1
4-12-1919	..hW	4-2
4-16-1920	..oW	6-2
4-17-1920	..al	4-5
4-15-1921	..hW	8-3
4-19-1921	..hW	7-6
4-1-1922	..hl	6-7
4-15-1922	..al	5-8
4-16-1922	..oW	5-4
4-14-1923	..hl	3-7
4-23-1923	..al (5)	2-2
4-24-1923	..6T (6)	1-1
4-10-1924	..oW	17-5
4-6-1924	..oW	2-0
5-14-1924	..hW	7-6
5-15-1924	..hW	2-0
4-24-1925	..hW	25-2
4-25-1925	..oW	10-8
4-9-1926	..hW	5-0
4-10-1926	..hW	13-7
4-8-1927	..6L	2-10
4-9-1927	..6L	5-7
4-17-1928	..al	4-15
4-18-1928	..oW	11-2
4-21-1928	..hW	7-5
3-3-1929	..al	3-23
4-4-1929	..al	10-16
4-19-1929	..hW	12-7
4-20-1929	..hW	8-3

4-16-1930	..hl	4-7
4-17-1930	..hW	6-2
4-24-1931	..hW	11-7
4-25-1931	..hl	8-13
5-11-1931	..al	5-11
5-12-1931	..al	0-13
4-15-1932	..hl	6-6
4-16-1932	..hl	10-12
4-16-1932	..hW	5-4
4-29-1932	..al (10)	7-8
4-7-1933	..hW	4-3
4-8-1933	..hl	7-11
4-28-1933	..al (10)	3-4
4-29-1933	..al	5-9
4-6-1934	..hW	10-4
4-7-1934	..hl	4-7
4-28-1934	..al	0-1
4-22-1935	..oW	6-3
4-23-1935	..oW	4-3
4-7-1937	..hl	2-3
5-1-1937	..al	5-6
5-1-1937	..oW (7)	3-2
4-29-1938	..oW	9-6
4-30-1938	..al	2-9
5-11-1938	..hW	6-2
5-12-1938	..hW	5-4
4-14-1939	..al	2-5
4-15-1939	..al	4-11
5-1-1939	..hl	2-11
5-2-1939	..hW	5-4
4-5-1940	..hW	4-2
4-6-1940	..hl	1-7
4-20-1940	..al	0-2
4-16-1941	..oW	5-3
4-17-1941	..hW	7-4
4-28-1941	..hl	6-9
4-29-1941	..hl	3-7
5-11-1942	..al	1-7
4-11-1942	..al	4-8
4-20-1942	..hW	15-10
4-21-1942	..hl	9-11
5-19-1947	..al	4-8
5-20-1947	..al	4-17
5-26-1947	..hW	12-2
5-27-1947	..hl	5-14
4-16-1948	..al	4-17
4-17-1948	..oW	10-8
5-17-1948	..hW	13-8
5-18-1948	..hW	12-6
4-15-1949	..hl	8-12
4-16-1949	..hW	5-3
5-25-1949	..oW	8-2
4-26-1949	..al	3-4
4-14-1950	..al	5-9
4-15-1950	..oW	9-8
5-5-1950	..hW	8-4
5-6-1950	..hl	3-8
3-30-1951	..hl	2-23
3-31-1951	..hW	11-9
4-28-1951	..al	1-6
3-31-1952	..hl	4-4
4-1-1952	..hl	4-11
4-4-1952	..oW	10-3
4-5-1952	..oW	3-3
3-30-1953	..hW	6-5
3-31-1953	..hl	7-14
4-13-1953	..al	4-11
4-14-1953	..oW	8-5
4-9-1954	..hl	2-5
4-10-1954	..hW	6-6
5-7-1954	..oW	9-4
5-8-1954	..al	9-21
4-1-1955	..oW	5-3
4-2-1955	..al	3-7
4-18-1955	..hl	8-13
4-19-1955	..hW	12-7
4-27-1956	..al	0-1
4-28-1956	..al	3-9
4-28-1956	..oW	10-1
4-26-1957	..hW	2-1
4-27-1957	..hl	2-3
4-27-1957	..hW	8-7
4-11-1958	..al	11-14
4-12-1958	..al	3-11
4-18-1958	..hl (12)	2-3
4-19-1958	..hl	0-13
4-10-1959	..oW	7-2
4-11-1959	..al	4-9
4-17-1959	..hW	5-5
4-11-1960	..hW	3-2
4-2-1960	..hl	4-5
4-22-1960	..oW	7-6
4-23-1960	..oW	12-2
4-1-1961	..hl	6-12
4-1-1961	..hl (7)	10-7
4-21-1961	..al	13-24
4-22-1961	..al	5-9
3-23-1962	..al	1-9
3-24-1962	..al	2-3
3-30-1962	..hl	6-8



Series History

Central Florida

(1-2)	
<u>H 0-0, A 0-0, N 1-2</u>	
5-25-1989...27L*	4-6
6-2-1993...30W	13-2
2-11-1996...30L	7-8

Central Michigan

(2-0)	
<u>H 1-0, A 0-0, N 1-0</u>	
3-7-1985...hW	11-6
5-23-1985...17W*	7-6

Charleston Southern

(12-1)	
<u>H 12-1, A 0-0, N 0-0</u>	
2-10-1995...hW (7)	14-1
2-11-1995...hW (7)	8-1
2-11-1995...hW (7)	6-4
3-25-1997...hW (11)	12-11
3-26-1997...hW	16-6
2-11-1998...hL	4-10
3-2-1999...hW	22-4
3-3-1999...hW	20-13
3-28-2000...hW	6-3
3-29-2000...hW	12-5
5-4-2001...hW	9-4
5-5-2001...hW	9-3
5-6-2001...hW	10-5

Charlotte

(5-0)	
Formerly: UNC-Charlotte	
<u>H 4-0, A 1-0, N 0-0</u>	
4-12-1982...aW	12-9
3-3-1998...hW	12-4
5-5-2012...hW	9-0
5-6-2012...hW	6-3
5-6-2012...hW (11)	6-5

Chattanooga

(3-2)	
Formerly: UT-Chattanooga	
<u>H 2-1, A 1-1, N 0-0</u>	
4-6-1968...hL	4-5
4-12-1969...aL	5-8
4-19-1969...hW	9-0
3-28-1973...aW	4-1
4-15-1974...hW	9-0

Chicopee Mills

(1-1)	
<u>H 0-1, A 0-0, N 1-0</u>	
8-25-1946...25W	10-9
8-29-1946...hL	1-6

Cincinnati

(8-0)	
<u>H 7-0, A 0-0, N 1-0</u>	
3-25-1921...hW	18-0
3-26-1921...hW	17-5
4-17-1935...hW	1-0
5-12-1978...10W+	6-5
3-17-1984...hW	16-2
2-20-1998...hW	17-1
2-21-1998...hW	19-2
2-22-1998...hW	9-6

The Citadel

(1-0)	
<u>H 1-0, A 0-0, N 0-0</u>	
4-12-2000...hW	13-3

Clemson

(102-105-3)	
<u>H 71-41-2, A 21-45-1, N 10-19</u>	
4-12-1902...hW	12-4
4-11-1903...hL	1-5
4-22-1904...hL	1-6
5-14-1904...aL	1-11
4-22-1905...hW	5-4
4-22-1905...hL	3-5
3-24-1906...hW	3-1
4-30-1906...aW	6-0
4-5-1907...hW	4-2
4-6-1907...hT (11)	2-2
4-3-1908...hW	4-3
4-4-1908...hW (11)	5-4
5-13-1910...hW	5-0
5-14-1910...hW (7)	4-0
5-15-1910...hW (7)	11-3
4-12-1912...hL	4-6
4-13-1912...hW	4-2
3-28-1913...hW	3-0
3-29-1913...hW	3-1
4-25-1917...5W	3-2
4-26-1917...5W	5-1
4-5-1919...hW	5-0
4-6-1919...hW	9-3
4-23-1920...hW	2-1

4-24-1920...hW (10)	5-4
4-1-1921...hW	7-0
4-2-1921...hW	10-1
3-24-1922...hW	9-4
3-25-1922...hW	6-2
3-20-1925...hW	4-0
3-21-1925...hW	6-0
3-19-1926...hW	5-2
3-20-1926...hL (10)	5-6
3-18-1927...hW	11-5
3-19-1927...hW	10-1
3-23-1928...hW	14-4
3-24-1928...hW	7-5
4-12-1929...hW	5-2
4-13-1929...hL	4-7
3-28-1930...hW	10-9
3-29-1930...hW	4-1
4-5-1935...aL	0-4
4-26-1935...hL	2-10
4-27-1935...hW	6-0
4-27-1935...hW	2-1
4-24-1943...hL	4-5
5-7-1943...aW	14-6
5-8-1943...aL	10-11
4-15-1955...hW	6-4
4-16-1955...aL	4-8
4-18-1956...aW	21-6
4-25-1956...hW	2-1
5-6-1957...hL	0-5
5-7-1957...aL (10)	6-7
4-8-1958...hW	8-1
6-4-1959...9L*	6-9
3-31-1960...aL	0-10
5-2-1961...hL	5-15
4-21-1962...hL	6-9
4-21-1962...hL (7)	4-18
3-27-1963...hL	4-6
4-3-1963...aW	10-8
4-14-1964...aL	4-22
5-14-1964...hW	4-3
4-3-1965...aL	2-4
4-3-1965...aT	6-6
5-11-1965...hT	4-4
4-18-1966...aL	9-14
5-20-1966...hW	4-1
4-4-1967...aL	1-10
5-6-1967...hL	0-4
5-4-1968...hW	7-1
4-15-1968...aL	3-6
4-14-1969...aW	4-3
4-7-1970...aL	6-17
5-7-1970...hW	7-1
4-13-1971...hW	8-4
4-21-1971...aW	4-1
4-9-1972...aL	0-1
4-3-1974...hW	11-7
4-9-1974...aL	3-12
4-17-1974...aL	8-10
4-8-1975...hL	3-10
4-22-1975...hL	3-18
4-5-1976...hL	3-12
4-12-1976...hL	10-12
4-8-1977...hL	7-8
4-7-1978...hL	9-13
4-13-1978...aW	2-1
4-11-1979...hL	6-14
4-18-1979...aL	2-20
4-3-1980...aL	1-18
4-9-1980...hW	12-10
4-2-1981...aL	4-6
4-7-1981...hL	5-10
4-22-1981...14L+	6-7
4-1-1982...aL	4-17
4-7-1982...hL	2-10
4-22-1982...14L+	2-16
4-7-1983...hW	7-6
4-17-1983...aL	6-19
3-27-1984...aL	1-5
4-11-1984...hL	2-7
4-3-1985...aL	2-4
4-10-1985...hW	9-8
4-19-1985...hW+	12-9
4-20-1985...hW+	7-5
4-22-1986...hL	3-6
5-7-1986...aW	7-0
5-15-1986...15W+	16-5
4-8-1987...hW	4-2
4-15-1987...aW	7-6
4-22-1987...hW	12-2
5-13-1910...hW	7-1
4-6-1988...aL	3-7
4-13-1988...hL	2-4
4-21-1988...aL	4-7
4-12-1989...hL	5-7
4-19-1989...aL	5-16
4-26-1989...hW	11-4
5-14-1989...21L+	3-9
4-27-1990...hL	12-14
4-28-1990...aW	8-3
4-29-1990...hL	10-17

4-26-1991...aL (10)	8-9
4-27-1991...hL	0-8
4-28-1991...aW	11-6
5-13-1991...21L+	5-6
5-14-1991...21L+	8-24
4-24-1992...hW	6-2
4-25-1992...hW (10)	7-6
4-26-1992...hL	4-5
5-12-1992...21L+	4-5
4-23-1993...aW	11-0
4-24-1993...aW	10-5
4-25-1993...aW	6-0
5-17-1993...21L+	8-9
5-13-1994...hL (10)	8-9
5-14-1994...hW	20-4
5-15-1994...hL	4-7
5-20-1994...21L+	6-9
4-28-1995...aL	5-8
4-29-1995...aL	1-6
4-30-1995...aL	5-6
5-10-1995...hL (10)	8-9
5-11-1996...hW	4-0
5-12-1996...hL	2-9
5-16-1996...14L+	1-6
4-25-1997...aL	4-7
4-26-1997...aW	19-4
5-15-1997...37L+	4-6
5-3-1998...hW	7-7
5-4-1998...hW	9-7
5-5-1998...hW	14-5
5-14-1998...34W+	10-6
4-23-1999...aL	4-24
4-24-1999...aL	8-13
4-25-1999...aL	5-6
4-28-2000...hW	7-4
4-29-2000...hW	9-7
4-30-2000...hL	12-13
5-19-2000...40W+	9-8
5-20-2000...40W+	8-4
4-20-2001...aL	0-3
4-21-2001...aL	1-5
4-22-2001...aW	5-3
5-4-2002...hL	9-12
5-5-2002...hW	15-6
5-6-2002...hW	11-0
5-22-2002...37L+	0-10
6-16-2002...33LS	7-9
4-25-2003...aL (10)	7-9
4-26-2003...aL	5-10
4-27-2003...aL	3-11
5-14-2004...hW	8-3
5-15-2004...hW	11-3
5-16-2004...hW	8-4
5-22-2004...44W+(13)	11-7
4-29-2005...aW	18-14
4-30-2005...aL	5-6
5-1-2005...aW	6-4
4-14-2006...hL	6-7
4-15-2006...hW	12-3
4-16-2006...hW	22-4
5-25-2006...48L+	2-3
5-27-2006...48W+ (10)	8-7
5-27-2006...48L+	11-16
6-16-2006...33LS	4-8
4-27-2007...aL (11)	2-3
4-28-2007...aL	3-10
4-29-2007...aW	6-3
5-9-2008...hW	5-1
5-10-2008...hW	7-1
5-11-2008...hL	6-16
5-24-2008...48L+	4-10
4-24-2009...aW	5-4
4-25-2009...aL	5-8
4-26-2009...aL	3-6
4-16-2010...hW(10)	8-6
4-17-2010...hW	4-3
4-18-2010...hW	11-3
5-29-2010...50L+	3-9
4-29-2011...aL	2-4
4-30-2011...aW	5-1
5-1-2011...aL	1-3
5-25-2011...34L+	0-9
4-27-2012...hW (13)	6-5
4-28-2012...hL	7-13
4-29-2012...hL	8-11
5-26-2012...50W+	5-1

Cleveland Indians

(0-1)	
<u>H 0-1, A 0-0, N 0-0</u>	
3-29-1906...hL#	4-16

Cleveland State

(8-6)	
<u>H 8-6, A 0-0, N 0-0</u>	
3-26-1971...hL	3-11
3-27-1971...hW	8-0
3-23-1973...hW	13-6
3-22-1974...hL	3-7
3-23-1975...hW	6-4

3-25-1975...hL	1-10
3-22-1976...hL	6-11
3-24-1976...hW	10-7
3-23-1977...hL	1-7
3-23-1977...hW	7-5
3-20-1978...hW	10-7
3-22-1978...hL	5-13
3-19-1979...hW	4-3
3-22-1979...hW	7-4

Coastal Carolina

(14-4)	
<u>H 12-3, A 0-0, N 2-1</u>	
4-9-1978...hL (10)	8-9
2-10-1990...hW (7)	8-6
2-10-1990...hW (7)	10-2
2-11-1990...hW	12-5
5-24-1991...17W*	11-7
2-12-1993...hW	12-1
2-13-1993...hW	8-4
2-14-1993...hW	4-1
3-31-1995...hW	12-0
4-1-1995...hW	10-5
4-2-1995...hW	7-6
5-25-2001...42L*	3-5
2-22-2002...43W	2-1
5-31-2002...hW*	6-0
5-10-2005...hL	6-7
5-2-2008...hW	10-6
5-3-2008...hL	9-10
5-4-2008...hW	11-4

College of Charleston

(11-0)	
<u>H 9-0, A 0-0, N 2-0</u>	
3-15-1991...hW	16-2
2-7-1992...hW	9-2
2-8-1992...hW	14-8
2-9-1992...hW	7-5
2-26-1993...hW	10-2
2-27-1993...hW	11-2
2-28-1993...hW	19-1
6-9-2006...hW*	5-0
6-10-2006...hW*	12-3
6-1-2012...27W*	8-4
6-3-2012...27W*	3-0

Columbus

(4-0)	
Formerly: Trinity College	
<u>H 4-0, A 0-0, N 0-0</u>	
3-30-1982...hW	3-2
4-13-1983...hW	6-3
5-6-1986...hW	4-2
4-17-1988...hW	12-7

Connecticut

(6-1)	
<u>H 5-1, A 0-0, N 1-0</u>	
3-27-1994...32W*	7-0
3-9-1996...hW	7-0
3-9-1996...hW	8-2
10-1-1996...hW	11-8
3-10-2000...hW	12-0
3-11-2000...hL	5-11
3-12-2000...hW	17-7

Cornell

(1-3)	
<u>H 1-3, A 0-0, N 0-0</u>	
4-12-1901...hL	5-13
4-2-1902...hL	5-25
3-23-1991...hW (7)	10-5
3-23-1991...hL (7)	7-9

Covington Mills

(2-0)	
<u>H 1-0, A 1-0, N 0-0</u>	
8-2-1946...hW	4-0
8-24-1946...aW	11-9

Creighton

(1-1)	
<u>H 0-0, A 0-0, N 1-1</u>	
3-27-1990...18L (8)	4-5
3-31-1990...18W (10)	3-2

Cumberland

(1-0)	
<u>H 1-0, A 0-0, N 0-0</u>	
5-24-1906...hW	11-0



4-6-1929	.oW	3-1
4-3-1930	.hW	2-1
4-4-1930	.hl	1-3
4-13-1931	.oL	6-8
4-14-1931	.oL	8-9
4-22-1931	.hW	8-4
4-23-1931	.hl	3-4
4-26-1932	.hl	4-6
4-26-1932	.hl (7)	1-7
4-9-1934	.hW	3-2
4-10-1934	.hl (7)	6-18
4-16-1937	.oL	10-11
4-17-1937	.oL	4-5
4-13-1938	.hl	4-7
4-14-1938	.hl	1-11
4-7-1939	.oL (7)	2-14
4-8-1939	.oL	3-5
4-12-1940	.oT (6)	1-1
4-13-1940	.oL	1-7
5-6-1940	.hW	9-8
5-7-1940	.hl	5-8
4-23-1941	.hl	3-5
4-24-1941	.hW	4-1
3-23-1949	.oL	1-6
3-24-1949	.oL	1-11
4-29-1949	.hl	3-6
4-30-1949	.hW	11-1
3-21-1951	.oL	7-10
3-22-1951	.oW	10-8
4-18-1951	.oL	5-15
4-25-1951	.oL	6-7
3-21-1952	.oL	3-9
3-22-1952	.oL	2-13
4-25-1952	.oW	6-3
4-26-1952	.oL	5-13
3-27-1953	.oL	4-15
3-28-1953	.oL	2-13
4-24-1953	.hW	5-4
4-25-1953	.hl	2-11
3-26-1954	.oL	5-16
3-27-1954	.oW	15-4
4-19-1954	.hW	5-15
4-20-1954	.hW	6-3
3-25-1955	.oL	3-11
3-26-1955	.oW	11-7
4-11-1955	.hl	7-11
4-12-1955	.hW	7-6
3-23-1956	.oL	3-5
3-24-1956	.oL	2-3
3-24-1956	.oL	6-7
3-22-1957	.oW	12-1
3-23-1957	.oW	10-1
3-23-1957	.oW	8-2
4-4-1958	.hl	4-6
4-5-1958	.hl	0-3
5-2-1958	.oL (10)	3-4
5-3-1958	.oL	1-3
4-13-1959	.oL	1-10
4-4-1959	.oW	12-4
5-1-1959	.hW	2-1
5-2-1959	.hW	17-8
4-15-1960	.hl	3-11
4-16-1960	.hl	8-14
5-6-1960	.oW	5-2
5-7-1960	.oL	4-5
4-14-1961	.oL	3-5
4-15-1961	.oL	0-11
5-5-1961	.hW	2-1
5-6-1961	.hl	1-12
4-13-1962	.hl	1-12
4-14-1962	.hl	5-9
5-4-1962	.oL	4-15
5-5-1962	.oL	2-7
3-22-1963	.oL	5-12
3-23-1963	.oL	2-14
4-19-1963	.hl	8-11
4-20-1963	.hW	7-2
3-27-1964	.oL	1-2
4-17-1964	.hl	3-17
4-18-1964	.hW	4-2
4-28-1965	.hW	12-5
4-29-1965	.hW	4-3
5-3-1982	.hl	3-4
6-2-2012	.oL*	2-6
6-3-2012	.oL*	3-15

Florida A&M (2-0)

H 2-0 A 0-0 N 0-0

5-14-1981	.hW	13-0
4-5-1984	.hW	19-5

Florida Atlantic (4-1)

H 4-1 A 0-0 N 0-0

6-7-2002	.hW*	14-3
6-8-2002	.hW*	11-5
5-6-2005	.hW (10)	5-4
5-7-2005	.hW	12-3
5-8-2005	.hl	0-2

Florida Southern (3-4)

H 0-0 A 3-4 N 0-0

3-23-1951	.oW	11-10
3-24-1951	.oW	20-2
3-19-1958	.oL	1-8
3-20-1958	.oL	3-9
3-18-1963	.hW (7)	5-7
3-25-1966	.oW	6-1
3-26-1966	.oL	3-4

Florida State (41-67)

H 17-26 A 15-34 N 9-7

6-6-1959	.9L*	9-16
3-19-1962	.oL	4-10
3-20-1962	.oL	8-9
3-21-1962	.oL (10)	6-7
5-16-1963	.hl (7)	5-10
5-16-1963	.hW (7)	5-4
3-23-1964	.oL	0-5
3-24-1964	.oL	2-3
4-21-1964	.hl	1-14
5-2-1969	.oL	1-2
5-3-1969	.oW	8-5
4-29-1972	.oL	2-4
4-30-1972	.oL	3-8
4-28-1973	.hW	1-0
4-29-1973	.hW	3-2
4-12-1975	.oL	0-11
4-13-1975	.oL	3-9
5-2-1976	.hl	6-18
5-2-1976	.hW	4-3
5-11-1978	.oL+ (10)	3-4
5-13-1978	.oL+	4-8
4-28-1979	.hl	2-5
4-29-1979	.hl	4-11
2-18-1984	.oL	6-12
2-19-1984	.oW	15-2
4-28-1985	.hl	0-19
4-29-1985	.hl	3-13
5-24-1985	.oL*	1-9
5-25-1985	.oW*	8-3
2-22-1986	.oL	4-6
2-23-1986	.oL	4-9
3-31-1987	.hl	5-7
4-1-1987	.hl	8-10
4-23-1988	.oL	2-15
4-24-1988	.oW	10-2
2-6-1989	.oL	1-14
4-9-1989	.oL	6-9
4-4-1992	.oL	2-3
4-5-1992	.oW	10-3
4-2-1993	.hW	10-3
4-3-1993	.hl	3-17
4-4-1993	.hl	1-5
5-18-1993	.21L+	2-5
4-29-1994	.oL	4-6
4-30-1994	.oW	6-2
5-1-1994	.oW	7-5
6-5-1994	.33WS (10)	12-4
5-5-1995	.hW	5-4
5-6-1995	.hW	11-9
5-7-1995	.hl	9-14
4-26-1996	.oL	4-16
4-27-1996	.oL	3-6
4-28-1996	.oW	4-1
4-18-1997	.hl (12)	9-10
4-19-1997	.hl	6-11
4-30-1997	.hW (10)	12-11
4-17-1998	.oL	2-3
4-18-1998	.oL	3-8
4-19-1998	.oL	5-10
3-30-1999	.hW	3-2
5-1-1999	.hl	4-18
5-2-1999	.hl	2-4
5-20-1999	.34L+	3-7
4-21-2000	.oL	0-6
4-22-2000	.oW	5-0
4-23-2000	.hW	5-7
5-20-2000	.40W+	10-3
4-27-2001	.hW	9-8
4-28-2001	.hl	2-6
4-29-2001	.hW	12-2
5-17-2001	.40W+ (10)	6-5
4-19-2002	.oL	3-4
4-20-2002	.oL	9-14
4-21-2002	.oL	1-13
5-25-2002	.37L+	4-7
5-2-2003	.hl	1-7
5-3-2003	.hW (10)	5-4
5-4-2003	.hl	7-12
5-25-2003	.44W+	10-7
4-23-2004	.oW	11-4
4-24-2004	.oW	12-2
4-25-2004	.oW	7-6
4-26-2004	.44W+	13-4
5-29-2004	.44L+	7-8
5-30-2004	.44L+	5-17

4-15-2005	.hW	6-4
4-16-2005	.hW	9-8
4-17-2005	.hW	9-4
5-26-2005	.48W+	5-4
5-28-2005	.48W+(7)	18-2
4-21-2006	.oW	15-8
4-23-2006	.oW	10-4
4-23-2006	.oW	8-7
5-17-2007	.hl	2-17
5-18-2007	.hl	2-10
5-19-2007	.hl	11-17
3-14-2008	.oL	7-8
3-15-2008	.oL	2-11
3-16-2008	.oL	8-17
5-8-2009	.hW	12-3
5-9-2009	.hl	6-8
5-10-2009	.hW	6-5
5-23-2009	.15W+	9-2
5-28-2011	.34L+	2-4
4-6-2012	.hl (10)	1-2
4-7-2012	.hl	7-12
4-8-2012	.hl	4-8
4-23-2012	.50W+	5-4

Fort Benning (0-1)

H 0-0 A 0-1 N 0-0

4-7-1943	.oL	3-10
----------	-----	------

Fort McPherson (2-1)

H 2-1 A 0-0 N 0-0

4-30-1904	.hW*	11-4
3-18-1909	.hW#	14-4
3-23-1918	.hl#	2-3

Furman (20-2)

H 12-1 A 8-1 N 0-0

4-20-1906	.hW	1-0
4-21-1906	.hW	4-3
5-1-1906	.oW	7-4
4-26-1919	.oW	4-3
4-27-1919	.oW	4-2
5-14-1920	.oW	12-1
5-15-1920	.oW	4-0
3-27-1925	.hW	12-2
3-28-1925	.hW	12-3
4-3-1964	.hW	6-3
4-4-1964	.hW	4-3
5-1-1965	.oW	2-0
4-9-1966	.hW	6-0
4-12-1967	.hl	3-8
4-27-1967	.oW	6-1
5-1-1968	.oL	2-3
5-9-1968	.hW	6-5
3-22-1969	.hW	12-7
4-24-1969	.oW	8-3
4-16-1970	.hW	9-3
2-17-1987	.hW	10-4
6-3-2005	.hW* (10)	5-4

Gardner-Webb (2-0)

H 2-0 A 0-0 N 0-0

3-23-2002	.hW	9-3
3-24-2002	.hW	6-2

George Mason (1-0)

H 0-0 A 0-0 N 1-0

5-21-1992	.27W*	5-4
-----------	-------	-----

George Washington (5-1)

H 4-0 A 0-0 N 1-1

6-11-1948	.36L* (11)	2-3
6-5-1959	.9W*	7-2
3-19-1983	.hW	11-4
4-23-2003	.hW	13-4
3-1-2003	.hW	4-2
3-2-2003	.hW	9-2

Georgetown (2-4)

H 1-1 A 1-3 N 0-0

3-26-1915	.hW	6-2
3-27-1915	.hl	2-9
4-25-1921	.oL	1-8
4-26-1921	.oW	3-2
4-24-1922	.oL	7-8
4-25-1922	.oL	3-5

Georgia (156-198-2)

H 89-68-1 A 53-112 N 14-18-1

4-21-1898	.oL	4-18
4-15-1899	.oL	1-25
5-12-1900	.hW	7-0

4-20-1901	.hW	13-1
4-26-1902	.hl	10-11
5-10-1902	.hW	8-9
5-13-1902	.oL	7-7
4-27-1903	.hl (10)	3-5
5-12-1903	.oW	10-5
4-26-1904	.hW	10-4
5-4-1904	.oL (12)	1-2
5-11-1904	.oL	4-7
4-8-1905	.hW	11-3
5-12-1905	.hW	2-1
5-10-1905	.oW	11-2
5-27-1905	.hW	4-3
4-4-1906	.oL	3-4
4-18-1906	.oW	5-4
5-18-1906	.hW	9-1
5-19-1906	.hW	3-2
4-3-1907	.oW	3-1
5-17-1907	.hW	4-1
5-18-1907	.hW (f)	9-0
4-20-1909	.oW	3-0
4-21-1909	.oL	0-4
5-20-1909	.2W	4-3
5-21-1909	.oW	3-0
5-22-1909	.2L	1-2
5-10-1910	.oW	1-0
5-11-1910	.oL	6-7
5-20-1910	.2L (6)	0-2
5-21-1910	.2T (14)	0-0
5-4-1911	.oW	6-0
5-5-1911	.oL (10)	2-3
5-12-1911	.hW	2-1
5-13-1911	.hl	2-6
5-16-1912	.oL	4-6
5-17-1912	.oL	4-6
5-18-1912	.oL	2-4
5-9-1913	.oW	4-3
5-10-1913	.oW	5-4
5-11-1913	.hl	1-4
5-12-1913	.hW	4-2
5-8-1914	.oL	4-5
5-9-1914	.oL	4-5
5-15-1914	.hl	2-9
5-16-1914	.hW	6-2
5-8-1915	.hT (13)	1-1
5-14-1915	.oL	4-6
5-15-1915	.oL	2-5
5-12-1916	.oL	6-8
5-13-1916	.oW	9-7
5-19-1916	.hl	2-4
5-20-1916	.hW	5-1
5-11-1917	.hl	0-5
5-12-1917	.hl	1-2
5-10-1918	.oL	0-2
5-11-1918	.oW	4-3
5-17-1918	.hl	2-4
5-18-1918	.hW (11)	5-4
5-9-1919	.hl	1-2
5-10-1919	.hl	0-8
5-16-1919	.oL	5-7
5-17-1919	.oL	5-5
5-8-1920	.oL	0-4
5-9-1920	.hW	10-9
5-15-1920	.hW	10-9
5-16-1920	.hl	4-6
5-7-1926	.oL	1-2
5-8-1926	.oL	3-5
5-14-1926	.2W	7-6
5-15-1926	.2W	4-3
4-29-1927	.oL	9-10
4-30-1927	.oL (8)	1-8
5-13-1927	.oW	10-10
5-14-1927	.oL	8-5
5-18-1928	.oL	5-9
5-25-1928	.oL	2-3
5-26-1928	.4W	7-5
5-3-1929	.oL	2-8
5-4-1929	.oL	1-12
5-17-1929	.oW	9-5
5-18-1929	.oL	1-3
5-19-1929	.oL	6-7
5-10-1930	.oL	3-4
5-16-1930	.hl	3-7
5-1-1931	.oL	6-7
5-2-1931	.oW	5-3
5-15-1931	.hl	0-17
5-16-1931	.hW	11-4
5-6-1932	.hl	3-8
5-7-1932	.hl	2-9
5-13-1932	.oL	0-5
5-14-1932	.oL	9-10
5-5-1933	.oL	1-4
5-6-1933	.oL	2-10
5-12-1933	.hl	3-13
5-13-1933	.hW	9-3
5-4-1934	.hl	9-7
5-5-1934	.hl	3-4
5-11-1934	.oW (10)	9-8
5-12-1934	.oL	3-4
5-3-1935	.hW	9-9

Series History

5-8-1990 . . . hW	6-3	5-7-1971 . . . hW	6-0
2-23-1991 . . . aW	6-4	5-11-1971 . . . aW	8-2
2-24-1991 . . . al	8-13	5-8-1972 . . . aW	13-10
5-7-1991 . . . hl	2-6	4-27-1972 . . . hW	9-2
5-8-1991 . . . hW	7-1	4-20-1979 . . . hl	9-10
2-16-1992 . . . aW (7)	4-2	5-12-1979 . . . al	2-3
2-16-1992 . . . aW (7)	6-0	3-25-1980 . . . al	12-16
3-3-1992 . . . hW	11-6	5-4-1980 . . . hW (10)	7-6
3-4-1992 . . . hW	9-8	3-5-1981 . . . aW	35-9
2-20-1993 . . . aW	6-2	5-15-1981 . . . hW	5-2
2-21-1993 . . . al	3-7	5-1-1982 . . . hW	4-3
5-11-1993 . . . hW	9-2	5-16-1982 . . . aW	20-4
5-12-1993 . . . hW	10-5	4-5-1983 . . . aW	10-3
2-19-1994 . . . aW	6-3	4-16-1983 . . . hW	8-6
2-20-1994 . . . aW	15-2	5-8-1983 . . . hW	16-6
5-6-1994 . . . hW	9-6	5-11-1983 . . . aW	14-4
5-7-1994 . . . hW	8-6	4-10-1984 . . . aW	7-5
5-8-1994 . . . hW	15-6	4-27-1984 . . . hW	31-6
2-19-1995 . . . al	3-7	4-29-1984 . . . hW	12-3
2-19-1995 . . . al	3-10	5-7-1984 . . . aW	17-7
5-9-1995 . . . hW	7-5	4-1-1985 . . . hW	5-1
5-10-1995 . . . hl	12-13	4-17-1986 . . . aW	7-2
2-13-1996 . . . al (10)	3-4	4-24-1986 . . . hW	15-4
2-14-1996 . . . al	4-8	4-16-1992 . . . hW	13-1
5-7-1996 . . . hl	5-6	4-20-1993 . . . hW	15-4
5-8-1996 . . . hW	7-4	4-21-1992 . . . hl (10)	4-5
2-8-1997 . . . aW	10-0	4-27-1993 . . . hW	10-4
2-9-1997 . . . aW	8-5	4-5-1994 . . . hW	4-3
5-6-1997 . . . hW	10-0	4-12-1994 . . . hW	28-3
5-7-1997 . . . hl	5-16	5-11-1994 . . . aW	23-9
2-14-1998 . . . aW	4-2	3-28-1995 . . . hW	18-7
2-15-1998 . . . aW	8-6	4-25-1995 . . . aW	11-2
3-24-1998 . . . hW	19-6	4-2-1996 . . . hW	23-4
3-25-1998 . . . hl	7-11	4-9-1996 . . . aW	4-2
2-13-1999 . . . aW	6-4	4-1-1997 . . . aW	5-4
2-14-1999 . . . aW	11-4	4-23-1997 . . . hW	16-5
5-9-1999 . . . hW	9-8	4-1-1998 . . . hW	9-5
5-8-1999 . . . hW	3-1	4-29-1998 . . . aW	6-4
2-12-2000 . . . aW	15-3	2-27-1999 . . . aW	14-8
2-13-2000 . . . aW	7-6	2-28-1999 . . . hW	9-3
4-18-2000 . . . hW	17-5	2-15-2000 . . . al	3-4
4-19-2000 . . . hW	22-8	2-16-2000 . . . hW	14-4
5-26-2000 . . . hW*	11-9	3-13-2001 . . . aW	11-3
2-17-2001 . . . aW	23-3	4-4-2001 . . . hW	23-4
2-18-2001 . . . aW	10-2	3-3-2002 . . . hW	12-5
4-10-2001 . . . hW	5-4	3-13-2002 . . . aW	11-7
4-11-2001 . . . hW	12-6	4-8-2003 . . . hW	11-3
2-9-2002 . . . aW	10-2	5-6-2003 . . . hW	11-3
2-10-2002 . . . aW	7-4	4-6-2004 . . . aW	25-3
4-2-2002 . . . hW (10)	4-3	5-18-2004 . . . hW	13-3
4-3-2002 . . . hW	9-3	2-11-2005 . . . hl	2-5
2-15-2003 . . . aW	8-1	2-23-2005 . . . aW	11-6
2-15-2003 . . . aW	8-3	2-15-2006 . . . hW	11-9
4-15-2003 . . . hW	8-5	4-19-2006 . . . aW	13-2
4-16-2003 . . . hl	7-8	2-21-2007 . . . al	5-9
2-15-2004 . . . aW	15-6	3-21-2007 . . . aW	3-0
2-15-2004 . . . aW (10)	5-4	3-12-2008 . . . hW	10-6
3-27-2004 . . . hl	7-8	3-25-2008 . . . hW	12-1
3-18-2004 . . . hW	13-2	3-24-2009 . . . hl	1-10
2-12-2005 . . . aW	10-6	4-15-2009 . . . aW	18-2
2-13-2005 . . . aW	13-6	5-29-2009 . . . hW*	9-3
3-1-2005 . . . hW	9-1	3-30-2010 . . . aW	14-3
3-9-2005 . . . hW	17-6	5-18-2010 . . . hW	9-3
2-11-2006 . . . aW	13-9	3-2-2011 . . . hl	3-6
2-12-2006 . . . aW	15-7	3-7-2012 . . . al	4-5
4-4-2006 . . . hl	7-19	4-17-2012 . . . hW	8-4
4-5-2006 . . . hW	7-4		
2-10-2007 . . . al	4-11		
2-11-2007 . . . al	6-9		
3-27-2007 . . . hW	10-2		
3-28-2007 . . . hW	6-2		
2-26-2008 . . . hW	11-2		
2-27-2008 . . . hW (10)	1-0		
2-16-2008 . . . aW	14-8		
2-24-2009 . . . al	5-6		
2-25-2009 . . . aW	5-3		
4-7-2009 . . . hW	8-4		
4-8-2009 . . . hl	3-23		
2-23-2010 . . . aW	10-0		
2-24-2010 . . . aW	8-5		
4-20-2010 . . . hW	6-2		
4-21-2010 . . . hW	18-4		
2-22-2011 . . . al	5-6		
2-23-2011 . . . aW	7-4		
3-15-2011 . . . hW	4-3		
3-16-2011 . . . hW	12-3		
2-22-2012 . . . aW	11-9		
3-27-2012 . . . hl	3-5		
3-28-2012 . . . hW	10-5		

Georgia Southwestern (1-0)	
H 1-0 A 0-0 N 0-0	
5-2-1983 . . . hW	7-6
Georgia State (57-10)	
H 33-4 A 24-6 N 0-0	
5-7-1971 . . . hW	6-0

Goodyear (Cartersville) (1-0)	
H 1-0 A 0-0 N 0-0	
4-1-1932 . . . hW	3-0
Goodyear (Rockmart) (1-0)	
H 0-0 A 1-0 N 0-0	
4-2-1932 . . . aW	16-11
Greenville (Ill.) (2-0)	
H 2-0 A 0-0 N 0-0	
4-2-1977 . . . hW	8-6
3-24-1979 . . . hW	16-5
Guilford (1-0)	
H 1-0 A 0-0 N 0-0	
3-12-1986 . . . hW	12-0
Harvard (1-1)	
H 1-1 A 0-0 N 0-0	
4-20-1922 . . . hl	3-4
3-31-1974 . . . hW	7-5
Hawaii (2-2)	
H 0-0 A 2-2 N 0-0	
3-22-1986 . . . al	2-6

3-27-1986 . . . aW	9-2
3-24-1990 . . . al	5-6
3-29-1990 . . . aW	9-2
Hawaii-Pacific (2-0)	
H 0-0 A 0-0 N 2-0	
3-24-1986 . . . 18W (10)	4-3
3-28-1986 . . . 18W	5-1
Henry Grady (1-0)	
H 1-0 A 0-0 N 0-0	
5-25-1901 . . . hW#	8-7
Hillsdale (20-1)	
H 20-1 A 0-0 N 0-0	
3-29-1968 . . . hW	23-3
3-30-1968 . . . hW	9-1
4-1-1968 . . . hW	6-1
3-24-1969 . . . hW	18-2
3-25-1969 . . . hW	11-0
4-5-1971 . . . hW	5-0
4-3-1972 . . . hW	9-3
4-4-1972 . . . hW	6-5
3-24-1973 . . . hW	12-5
3-23-1974 . . . hW	7-1
3-30-1974 . . . hW	10-4
3-29-1975 . . . hW	12-2
4-5-1975 . . . hW	10-7
4-3-1976 . . . hW	2-1
3-27-1976 . . . hW	13-4
4-2-1978 . . . hW (7)	5-2
4-3-1978 . . . hW (7)	16-1
3-30-1979 . . . hL	4-5
3-31-1979 . . . hW (7)	24-3
3-23-1984 . . . hW (7)	14-0
3-23-1984 . . . hW (7)	9-1
Hobart (0-1)	
H 0-1 A 0-0 N 0-0	
3-31-1902 . . . hl#	4-8
Hope College (3-0)	
H 13-0 A 0-0 N 0-0	
4-8-1971 . . . hW	7-3
3-27-1976 . . . hW	4-3
3-25-1977 . . . hW	9-6
3-25-1978 . . . hW	24-6
3-31-1979 . . . hW	12-11
4-1-1980 . . . hW (10)	8-7
3-24-1981 . . . hW	11-2
3-25-1981 . . . hW	6-4
3-23-1982 . . . hW	12-0
3-24-1982 . . . hW	12-4
3-29-1983 . . . hW	12-6
3-30-1983 . . . hW	11-4
3-29-1984 . . . hW	16-1
Houston (0-1)	
H 0-0 A 0-0 N 0-1	
5-24-1990 . . . 28L*	2-4
Howard (6-0)	
H 6-0 A 0-0 N 0-0	
3-28-1982 . . . hW	15-3
3-28-1983 . . . hW	7-3
3-25-1985 . . . hW (7)	17-1
3-25-1985 . . . hW (7)	14-4
3-26-1987 . . . hW (5)	11-0
3-24-1999 . . . hW	14-6
Huntingdon (1-0)	
H 1-0 A 0-0 N 0-0	
3-4-1982 . . . hW	17-9
Illinois (3-1)	
H 3-1 A 0-0 N 0-0	
4-9-1914 . . . hW	3-2
4-10-1914 . . . hW	5-2
4-18-1930 . . . hL (5)	3-4
4-19-1930 . . . hW	9-8
Illinois-Chicago (8-1)	
H 5-1 A 3-0 N 0-0	
5-07-2010 . . . hW	8-4
5-08-2010 . . . hW	11-5
5-09-2010 . . . hW	5-2
5-7-2011 . . . aW	9-2
5-8-2011 . . . aW	10-2
5-9-2011 . . . aW	5-1

Illinois State (3-0)	
H 3-0 A 0-0 N 0-0	
3-4-1983 . . . hW	14-8
3-6-1983 . . . hW (7)	5-2
3-6-1983 . . . hW (7)	9-8
Indiana (1-0)	
H 1-0 A 0-0 N 0-0	
4-2-1917 . . . hW	9-1
Indiana Central (2-1)	
H 2-1 A 0-0 N 0-0	
4-13-1968 . . . hl	2-3
3-27-1970 . . . hW	6-2
3-28-1970 . . . hW	2-0
Indiana Southeast (0-1)	
H 0-1 A 0-0 N 0-0	
3-11-1981 . . . hl	9-12
Iona (4-1)	
H 3-0 A 0-0 N 1-1	
3-26-1990 . . . 18L (8)	1-4
3-28-1990 . . . 18W (8)	15-1
2-18-2005 . . . hW	9-3
2-19-2005 . . . hW	9-3
2-19-2005 . . . hW	16-5
Jacksonville (7-8)	
H 3-6 A 3-2 N 1-0	
3-22-1965 . . . aW	5-3
3-23-1965 . . . aW	8-1
4-26-1968 . . . hW	8-1
4-27-1968 . . . hl	0-1
4-25-1969 . . . hl	2-3
4-26-1969 . . . hl	0-3
4-23-1971 . . . hW	4-3
4-24-1971 . . . hW	8-2
5-14-1971 . . . al	8-12
5-15-1971 . . . al	1-7
4-21-1972 . . . hl	2-6
2-22-1987 . . . aW	10-1
3-21-1987 . . . hl	5-10
3-22-1987 . . . hl	10-12
1-31-1999 . . . 39W	14-1
Jacksonville State (6-1)	
H 6-1 A 0-0 N 0-0	
3-8-1979 . . . hW	9-17
5-2-1981 . . . hW	9-5
3-5-1996 . . . hW	14-7
2-26-1997 . . . hW	15-12
3-11-1998 . . . hW	14-4
2-22-2000 . . . hW	10-2
6-4-2004 . . . hW*	16-3
Kennesaw State (14-4)	
H 11-1 A 3-3 N 0-0	
4-20-1987 . . . hW	19-5
5-7-1989 . . . hl	2-12
2-17-2006 . . . hW	3-2
2-18-2006 . . . hW	7-0
2-19-2006 . . . hW	5-1
2-13-2007 . . . hW (10)	11-8
3-14-2007 . . . al	4-6
3-25-2008 . . . hW	5-3
3-18-2008 . . . aW	10-0
3-11-2009 . . . hW	5-4
3-17-2009 . . . aW	11-0
3-18-2009 . . . hW	11-3
3-31-2010 . . . al	4-7
4-06-2010 . . . hW	8-2
3-8-2011 . . . hW	7-4
4-5-2011 . . . al	6-7
2-29-2012 . . . aW	11-5
4-3-2012 . . . hW	7-3
Kent State (13-5)	
H 12-4 A 0-0 N 1-1	
3-22-1984 . . . hW	8-7
3-22-1996 . . . hW	14-12
3-23-1996 . . . hl	7-9
3-24-1996 . . . hW	17-16
3-19-1999 . . . hW	5-2
3-20-1999 . . . hl	6-11
3-21-1999 . . . hW	13-12
3-16-2001 . . . hW	8-5
3-17-2001 . . . hW	10-3
3-18-2001 . . . hW	7-4
3-14-2003 . . . hW	5-4
3-15-2003 . . . hW	4-1

3-16-2003 . . . hl	3-5
2-18-2011 . . . hW	6-3
2-19-2011 . . . hW	8-1
2-20-2011 . . . hl	1-6
2-17-2012 . . . 51L	0-5
2-18-2012 . . . 51W	6-2
Kentucky (32-21)	
<u>H 21-12 A 11-9 N 0-0</u>	
5-11-1923 . . . hW	9-5
5-12-1923 . . . hW	10-2
4-30-1925 . . . aW	4-3
4-11-1927 . . . hW	3-2
4-12-1927 . . . hW	7-5
4-11-1941 . . . aW	12-5
4-12-1941 . . . aW	—
4-6-1942 . . . hW	10-7
4-7-1942 . . . hW	6-5
4-30-1948 . . . hl	5-8
5-1-1948 . . . hW	18-6
5-8-1948 . . . al	4-5
5-8-1948 . . . aW	12-8
4-8-1949 . . . hl	7-14
4-9-1949 . . . hl	8-9
5-6-1949 . . . aW	18-13
5-7-1949 . . . al	1-9
4-17-1954 . . . hl	6-10
4-6-1950 . . . hl	9-14
4-28-1950 . . . al	2-7
4-14-1951 . . . al	3-4
4-14-1951 . . . aW	5-4
4-14-1951 . . . hW	16-11
5-15-1951 . . . hl	8-9
4-18-1952 . . . hW	25-11
4-19-1952 . . . hW	6-5
5-1-1953 . . . al	3-14
5-2-1953 . . . aW	14-3
4-16-1954 . . . hW	9-0
4-17-1954 . . . hl	3-4
4-8-1955 . . . hW	17-0
4-9-1955 . . . hW	21-3
4-29-1955 . . . aW	13-3
4-30-1955 . . . aW	10-2
4-5-1957 . . . hW	6-5
4-6-1957 . . . hW	13-4
4-6-1957 . . . hW	9-7
4-25-1957 . . . aW	3-2
4-26-1958 . . . al	5-4
4-24-1959 . . . hl	1-9
4-25-1959 . . . hW	5-5
4-25-1959 . . . hW	15-15
4-8-1960 . . . hl	10-10
4-9-1960 . . . hW	4-4
4-28-1961 . . . al (10)	15-15
4-29-1961 . . . al (7)	0-0
4-7-1962 . . . hl (7)	3-3
4-7-1962 . . . hW (8)	6-6
4-24-1963 . . . al	10-10
4-25-1963 . . . aW	5-5
4-25-1974 . . . hW	13-13
4-3-1981 . . . hl	9-9
4-2-1982 . . . hl	4-4
Lamar (1-0)	
<u>H 0-0 A 0-0 N 1-0</u>	
2-9-2001 . . . 41W	11-11
Lewis University (1-1)	
<u>H 1-1 A 0-0 N 0-0</u>	
4-15-1971 . . . hW	8-8
4-16-1971 . . . hl	5-5
Liberty (4-1)	
<u>H 4-1 A 0-0 N 0-0</u>	
2-24-1984 . . . hW	12-12
2-25-1984 . . . hl	6-6
3-6-1989 . . . hW	7-7
3-27-1993 . . . hW*	4-4
3-15-2000 . . . hW	6-6
Lipscomb (5-0)	
<u>H 4-0 A 0-0 N 1-0</u>	
4-29-1967 . . . hW	9-9
5-31-2008 . . . 42W*	6-6
2-20-2009 . . . hW	9-9
2-21-2009 . . . hW	13-13
2-22-2009 . . . hW	5-5
Louisiana-Lafayette (1-0)	
Formerly: Southwestern La.	
<u>H 0-0 A 0-0 N 1-0</u>	
5-23-1997 . . . 38W*	8-8



4-28-1917 .hW	4-2	4-19-2011 .al	3-6	3-26-2011 .oW	12-3
5-9-1917 .oW	5-3	4-10-2012 .hW	6-4	3-27-2011 .oW	3-1
3-29-1918 .hl	0-8	5-15-2012 .al	3-4	5-15-2012 .hl	4-5
3-30-1918 .hW	5-2			5-16-2012 .hl	6-8
5-13-1918 .hl	3-4			5-17-2012 .hW	2-1
5-4-1918 .oW	10-10			5-27-2012 .50W+	8-5
3-28-1919 .al	1-10				
3-29-1919 .al (11)	4-5				
4-18-1919 .hW (11)	3-2				
4-19-1919 .hW	8-1				
4-2-1920 .oW	3-0				
4-7-1922 .hW	10-3				
4-8-1922 .hW	1-0				
4-27-1923 .oW	9-3				
4-28-1923 .oW	9-2				
4-13-1928 .hl	3-7				
4-10-1931 .al	7-9				
4-11-1931 .oW	7-3				
4-20-1931 .hW	13-1				
4-21-1931 .hW	10-7				
4-2-1954 .hW	14-4				
4-3-1954 .oW	9-5				
3-30-1955 .hW	5-4				
4-6-1955 .al	10-11				
3-30-1956 .hW	10-2				
5-1-1956 .al	4-6				
5-3-1960 .hW	12-2				
5-10-1960 .al	7-9				
5-8-1962 .hW	12-2				
5-12-1962 .oW	2-1				
5-14-1963 .hW	5-0				
5-12-1964 .hW	9-7				
5-12-1965 .hW	11-5				
5-15-1965 .oW	6-2				
5-2-1966 .oW (12)	3-0				
5-11-1966 .hW	7-5				
5-9-1967 .hW	4-0				
5-15-1967 .oW	9-2				
5-7-1968 .oW	12-3				
5-12-1970 .oW	3-0				
5-15-1970 .hl	5-9				
5-5-1972 .hW	4-0				
5-11-1972 .oW	5-0				
5-2-1973 .hW	4-3				
5-4-1973 .oW	7-6				
5-6-1974 .hW	7-4				
3-27-1975 .al	0-1				
3-12-1976 .hl	1-5				
4-23-1976 .al	6-8				
5-9-1977 .hW	9-1				
4-29-1977 .al	3-11				
4-24-1978 .hl	5-8				
5-6-1978 .oW (11)	5-4				
5-4-1979 .hW	8-6				
3-2-1981 .hl	5-7				
4-2-1985 .hW	17-5				
4-9-1985 .oW	13-5				
4-29-1986 .hW	16-9				
5-2-1986 .oW	5-2				
3-11-1987 .oW	12-7				
5-11-1987 .hW	11-4				
5-9-1988 .hl (7)	7-11				
5-9-1988 .hW (7)	2-1				
5-6-1989 .hW	6-3				
5-10-1989 .al	8-14				
2-13-1990 .al	3-7				
4-16-1990 .hW	18-1				
4-9-1991 .oW	11-7				
4-10-1991 .hW	9-6				
4-15-1992 .al	2-4				
4-22-1992 .hW	11-5				
3-9-1993 .oW	8-4				
3-24-1993 .hW	8-5				
4-14-1993 .hW	7-6				
5-4-1994 .al (10)	5-6				
4-12-1995 .hW	9-2				
5-2-1995 .al	5-17				
2-27-1996 .hW	7-2				
4-10-1996 .oW	11-8				
2-18-1997 .oW	12-8				
3-5-1997 .hW	7-6				
2-24-1998 .hl	9-13				
4-22-1998 .oW	10-6				
4-20-1999 .hW	7-2				
5-11-1999 .oW	15-12				
4-11-2000 .oW (7)	19-6				
5-9-2000 .hW	16-7				
3-27-2001 .hW	10-4				
5-8-2001 .oW (7)	15-2				
4-23-2002 .hW	12-1				
5-8-2002 .oW	20-7				
2-19-2003 .oW	9-1				
3-25-2003 .hW	9-1				
3-12-2003 .hW	10-0				
4-22-2008 .oW	16-9				
3-10-2009 .hW	17-3				
3-23-2010 .oW	15-8				
3-24-2010 .hW	19-4				
6-04-2010 .hl	10-0				
3-29-2011 .hl	2-4				

Mercer-Atlanta (8-0)

H 5-0 A 3-0 N 0-0

4-30-1982 .hW	6-5
5-5-1982 .oW	10-2
4-26-1983 .oW	19-6
4-27-1983 .hW	16-0
5-5-1983 .hW	21-3
5-6-1983 .hW	17-7
3-29-1984 .hW	12-1
4-28-1984 .hW	23-3

Merchants (1-0)

H 1-0 A 0-0 N 0-0

6-2-1900 .hW	12-8
--------------	------

Miami [Fla.] (31-49-2)

H 14-20 A 12-26 N 5-3

3-21-1958 .al	6-7
3-22-1958 .al	4-7
3-23-1959 .al	3-4
3-25-1959 .at	2-2
3-26-1959 .oW	15-3
3-27-1959 .oW	4-0
3-24-1960 .al	1-5
3-26-1960 .al	3-4
3-23-1961 .al	3-10
3-25-1961 .at	5-5
4-12-1965 .hl	1-5
4-13-1965 .hl	1-2
5-14-1966 .hl (7)	1-4
5-14-1966 .hW (7)	5-3
4-21-1967 .hW	6-2
4-22-1967 .hW (7)	2-1
4-27-1967 .hW (7)	4-2
5-27-1971 .9L*	3-4
5-29-1971 .9W*	5-3
4-16-1978 .hl	3-18
4-1-1967 .hW	7-10
5-15-1982 .hl	3-13
2-21-1983 .oW	4-1
2-22-1983 .al	7-10
2-23-1983 .al	4-10
5-25-1986 .al* (10)	6-7
5-26-1986 .al*	9-15
5-28-1988 .al*	2-4
5-26-1989 .27W+	9-7
5-17-1991 .hW	9-5
5-18-1991 .hl	7-10
5-19-1991 .hl	1-7
4-5-1975 .hl (13)	5-6
5-16-1992 .al	2-6
5-2-1992 .al	3-4
4-4-1997 .al	1-10
4-5-1997 .al	4-9
5-9-1988 .hl (7)	0-12
5-9-1988 .hW (7)	22-7
4-25-1998 .hl	5-8
4-26-1998 .hl	8-9
6-5-2000 .oW	10-2
5-7-2000 .al	2-3
5-8-2000 .al	5-7
5-10-2002 .hW	7-6
5-11-2002 .hl	2-10
5-12-2002 .hW (8)	16-8
3-28-2003 .al	6-7
3-29-2003 .al	8-13
3-30-2003 .al (8)	16-17
4-2-2004 .hW	17-4
4-3-2004 .hl	7-9
4-4-2004 .hl	13-16
3-25-2005 .al	1-20
3-26-2005 .oW	17-7
3-27-2005 .oW	11-10
5-18-2006 .hl	7-8
5-19-2006 .hW	14-5
5-20-2006 .hW	12-7
5-24-2006 .48W+	2-1
5-26-2006 .48W+	7-4
4-6-2007 .oW	9-2
4-7-2007 .al (11)	2-5
4-8-2007 .al	7-8
4-12-2008 .hl	5-10
4-12-2008 .hl	5-15
4-13-2008 .hl	3-9
5-22-2008 .48L+	12-15
3-27-2009 .oW	13-9
3-28-2009 .oW	6-4
3-29-2009 .al	2-6
5-20-2009 .15L+	6-8
5-14-2010 .hW	14-3
5-15-2010 .hl	2-9
5-16-2010 .hW	6-3
3-25-2011 .oW	8-3

Michigan (2-3)

H 1-2 A 0-0 N 1-1

4-9-1912 .2L (7)	4-5
3-10-1995 .hW	15-8
3-11-1995 .hl	6-8
3-12-1995 .hl	5-27
2-23-2003 .46W	7-6

Michigan State (0-2-1)

H 0-2-1 A 0-0 N 0-0

3-31-1932 .hT	4-4
3-25-1949 .hl	5-9
3-26-1949 .hl	2-7

Middle Tennessee St. (4-1)

H 4-1 A 0-0 N 0-0

5-8-1970 .hW	4-1
3-26-1972 .hW	5-2
5-18-1990 .hl	4-5
5-19-1990 .hW (7)	5-0
5-20-1990 .hW (8)	5-4

Milledgeville Cadets (1-0)

H 0-0 A 1-0 N 0-0

5-15-1897 .oW	8-3
---------------	-----

Milligan (16-3-1)

H 15-3-1 A 0-0 N 1-0

3-26-1965 .7W	15-2
4-1-1966 .hW	11-2
4-2-1966 .hW	19-1
3-31-1967 .hW	10-2
4-1-1967 .hW	14-7
3-25-1968 .hW	2-1
3-26-1968 .hW	7-6
3-26-1969 .hl	6-10
3-27-1969 .hW (13)	10-9
3-30-1970 .hW	8-4
3-31-1970 .hT	0-0
3-29-1971 .hW	3-0
3-30-1971 .hW	2-1
3-27-1972 .hW	8-6
3-28-1972 .hW	7-6
3-30-73 .hW	3-1
4-5-1975 .hl	4-9
3-23-1976 .hW	5-1
2-19-1977 .hl	3-6
3-26-1979 .hW (7)	24-8

Minnesota (4-1)

H 3-0 A 0-0 N 1-1

3-31-1989 .26L	4-14
3-7-1993 .26W	11-3
2-11-1994 .hW	3-1
2-12-1994 .hW	10-5
2-13-1994 .hW	8-2

Mississippi (5-2)

H 4-2 A 1-0 N 0-0

4-3-1914 .hW	6-4
4-4-1914 .hW	6-0
4-21-1916 .hW	9-0
4-22-1916 .hW	4-3
5-18-1959 .oW+	4-3
5-19-1959 .hL+	5-8
5-20-1959 .hL+	7-11

Mississippi Valley St. (1-0)

H 1-0 A 0-0 N 0-0

3-15-2006 .hW	13-4
---------------	------

Mississippi State (3-11)

Formerly: Mississippi A&M

H 1-4 A 1-4 N 1-3	
4-27-1914 .al	1-9
4-14-1915 .hW	8-6
4-15-1915 .hl (10)	5-7
5-2-1919 .hl	6-2
5-3-1919 .al	1-2
4-1-1927 .hl	3-10
4-2-1927 .hl	5-7
5-29-1971 .9W*	20-8
5-30-1971 .9L*	2-5
5-18-1985 .16L#	5-7

5-19-1985 .16L#	7-15
5-19-1985 .al#	2-3
5-25-1997 .al*	2-10
6-5-2011 .hl*	3-7

Missouri State (3-0)

H 3-0 A 0-0 N 0-0

2-19-2010 .hW	4-0
2-20-2010 .hW	20-3
2-21-2010 .hW	13-0

Morehead State (1-1)

H 1-1 A 0-0 N 0-0

4-9-1964 .hl	1-7
5-4-1989 .hW	9-2

Navy (2-0-1)

H 0-0 A 1-0 N 1-0

4-27-1921 .at (11)	2-2
4-26-1922 .oW	13-1
5-23-1986 .19W* (14)	9-8

Nebraska (1-0)

H 0-0 A 0-0 N 1-0

2-11-2001 .41W	15-8
----------------	------

Nevada-Las Vegas (1-1)

H 0-0 A 1-1 N 0-0

2-25-1988 .al	8-13
2-24-1995 .oW	14-11

New Orleans (19-7)

H 9-3 A 8-3 N 2-1

2-22-1985 .oW	6-5
2-23-1985 .oW	7-5
4-4-1986 .hl	5-15
4-5-1986 .hW	7-0
4-6-1986 .hW	



Series History

4-15-1966 .hl 6-8
4-16-1966 .hW 9-2
2-17-1996 .hW 12-4
2-18-1996 .hW 9-4

Oakland (6-0)

H-6-0, A-0-0, N-0-0
2-19-2000 .hW 9-1
2-20-2000 .hW 9-5
2-21-2000 .hW 22-3
2-27-2001 .hW (7) 16-0
2-27-2001 .hW (7) 19-4
2-28-2001 .hW (7) 18-0

Oglethorpe (22-20-1)

H-20-12, A-0-1, N-2-7-1
3-28-1917 .hW 6-3
3-22-1918 .hW 3-1
4-24-1918 .hW 5-1
4-10-1920 .hl 1-5
4-8-1921 .hl 3-6
4-9-1921 .hW 9-3
5-18-1921 .hW 5-0
5-18-1922 .hW 10-3
5-19-1922 .hl 3-6
5-20-1922 .hW 13-6
5-18-1923 .hW 4-2
5-19-1923 .hW 3-0
5-16-1924 .hl 0-1
5-17-1924 .hl 1-5
4-22-1925 .hW 8-7
4-23-1925 .hl 1-4
4-21-1926 .hW 8-4
4-22-1926 .hW 7-3
4-15-1927 .hW 4-3
4-16-1927 .hW 6-1
3-29-1928 .hW 12-11
3-30-1928 .hW 5-4
3-29-1929 .at 5-5
3-30-1929 .hl 4-5
4-7-1930 .hl (8) 4-5
4-8-1930 .hl 3-5
4-9-1930 .hl 3-14
4-17-1931 .hW (8) 8-7
4-18-1931 .hl 4-6
5-8-1931 .al 5-8
4-8-1932 .hl 0-8
4-9-1932 .hW 5-3
4-22-1932 .2l 2-7
4-23-1932 .2l 1-17
4-21-1933 .hW 6-4
4-22-1933 .hl 0-8
5-1-1933 .2l (15) 3-4
5-1-1933 .2l 4-5
4-23-1934 .hW 3-2
5-7-1934 .2W 7-4
5-8-1934 .2l 2-4
4-18-1935 .2l 2-5
4-19-1935 .2W 6-1

Ohio Northern (2-0)

H-2-0, A-0-0, N-0-0
3-8-1982 .hW 8-4
3-5-1983 .hW 8-5

Ohio State (14-6-1)

H-12-3, A-0-0, N-2-3-1
3-21-1924 .hl 2-4
3-22-1924 .hW 6-3
3-26-1926 .hW (7) 10-1
3-27-1926 .hW 11-4
3-25-1927 .hW 14-1
3-26-1927 .hW 9-3
3-25-1954 .7l 10-11
3-23-1955 .7W 9-3
3-21-1956 .7l 5-6
3-20-1957 .7l 5-5
3-19-1963 .7W 9-8
3-20-1963 .7l 0-5
3-21-1984 .hW (7) 18-4
3-21-1984 .hW 14-5
3-21-1988 .hW 16-5
3-22-1988 .hW 7-5
3-23-1988 .hW 10-4
5-28-1993 .hl* 4-7
2-24-2012 .hW 12-4
2-25-2012 .hl 3-7
2-26-2012 .hW 13-4

Ohio (2-1)

H-2-1, A-0-0, N-0-0
3-22-1972 .hl 1-13
3-25-1994 .hW 6-4
3-26-1994 .hW 12-5

Oklahoma (0-6)

H-0-0, A-0-0, N-0-6
2-25-1988 .23l 4-6
2-27-1988 .23l 2-3
2-25-1994 .31l 6-8
6-11-1994 .33l 5-13
1-30-1999 .39l 0-12
2-29-2004 .31l 2-6

Oklahoma State (2-3)

H-0-0, A-0-0, N-2-3
4-1-1989 .26l 4-5
3-25-1990 .18W (8) 8-2
3-30-1990 .18l (6) 4-7
5-21-1998 .32l* 4-13
5-24-1998 .32W* 6-5

Old Dominion (4-3)

H-4-3, A-0-0, N-0-0
4-19-1973 .hW 8-2
4-10-1974 .hW 6-1
3-26-1975 .hl 4-5
3-11-1976 .hl 3-5
3-9-1977 .hW 10-0
3-8-1984 .hW 14-8
3-10-1986 .hl 10-11

Olivet (9-1)

H-9-1, A-0-0, N-0-0
4-2-1969 .hW 17-1
4-4-1970 .hW 5-2
4-10-1971 .hW 12-6
3-9-1974 .hW 10-2
3-9-1974 .hW 1-0
3-22-1975 .hW 11-1
3-22-1975 .hW 10-10
3-8-1976 .hl 4-10
3-8-1976 .hW 7-0
3-27-1978 .hW 13-0

Parsons (1-0)

H-1-0, A-0-0, N-0-0
4-8-1967 .hW 8-2

Pennsylvania (0-2)

H-0-1, A-0-1, N-0-0
3-31-1923 .hl (11) 2-3
5-1-1924 .al 4-8

Penn State (4-2)

H-4-0, A-0-2, N-0-0
3-28-1923 .hW 7-3
3-29-1923 .hW 14-2
5-2-1924 .al 1-4
5-3-1924 .al 0-6
4-19-1924 .hW (11) 2-1
4-20-1924 .hW 5-0

Pensacola NAS (2-2)

H-2-0, A-0-2, N-0-0
5-5-1939 .hW 8-4
5-6-1939 .hW 7-6
5-8-1942 .al 2-5
5-9-1942 .al (10) 6-7

Pepperdine (2-0)

H-0-0, A-0-0, N-2-0
2-6-1993 .30W 5-4
2-7-1993 .30W 3-2

Philadelphia Athletics (0-4)

H-0-2, A-0-0, N-0-2
3-5-1910 .2l# 2-5
3-9-1910 .hl# 3-5
3-12-1910 .2l# 0-12
4-7-1920 .hl# 1-5

Piedmont College (2-0)

H-2-0, A-0-0, N-0-0
3-9-1987 .hW 19-4
3-10-1987 .hW 18-2

Presbyterian (5-2)

H-5-2, A-0-0, N-0-0
5-9-1939 .hW 10-4
3-29-1940 .hl 3-4
4-3-1942 .hW 9-6
4-4-1942 .hl 4-14

5-1-2009 .hW 16-2
5-2-2009 .hW (10) 9-8
5-3-2009 .hW 23-3

Purdue (3-0)

H-3-0, A-0-0, N-0-0
4-7-1977 .hW 11-7
3-16-2004 .hW 14-4
3-17-2004 .hW 18-16

Reading (0-3)

H-0-3, A-0-0, N-0-0
3-23-1931 .hl# 1-9
3-24-1931 .hl# 6-7
3-25-1931 .hl# 4-6

Rice (0-1)

H-0-0, A-0-1, N-0-0
2-10-2001 .al 4-5

Rider (1-1)

H-0-1, A-0-0, N-1-0
5-21-1987 .hl* 5-8
2-21-2003 .46W 8-1

Riverside Academy (1-0)

H-1-0, A-0-0, N-0-0
3-20-1909 .hW# 4-2

Rollins (6-10)

H-1-1, A-5-9, N-0-0
3-21-1949 .oW 13-9
3-22-1949 .al 8-10
3-25-1953 .al 2-9
3-26-1953 .al 4-10
3-24-1954 .al 5-6
3-25-1954 .al 5-6
3-23-1955 .al 4-6
3-22-1956 .oW 7-6
5-9-1956 .hW 7-4
5-10-1956 .hl 0-7
3-21-1957 .al 3-5
3-21-1963 .oW 5-0
3-24-1965 .oW 6-4
3-25-1965 .oW 10-5
3-23-1966 .al 1-14
3-24-1966 .al 0-2

Rome (0-1)

H-0-1, A-0-0, N-0-0
5-26-1900 .hl (10) 4-5

Rutgers (44-11)

H-44-11, A-0-0, N-0-0
3-4-1988 .hl 7-10
3-5-1988 .hW 12-4
3-6-1988 .hl 7-9
3-3-1989 .hl 3-9
3-4-1989 .hW (6) 14-4
3-5-1989 .hW 4-3
3-3-1990 .hW (7) 3-1
3-3-1990 .hW (7) 2-1
3-4-1990 .hW 12-2
3-8-1991 .hl 7-13
3-9-1991 .hW 13-1
3-10-1991 .hW 11-5
2-1-1992 .hW 15-3
2-29-1992 .hW 11-1
3-1-1992 .hW 8-1
3-5-1994 .hl (8) 1-2
3-5-1994 .hW (7) 17-7
3-6-1994 .hW 13-2
3-1-1996 .hW 9-1
3-2-1996 .hW 6-3
3-3-1996 .hl 4-5
3-5-1999 .hW 12-3
3-6-1999 .hW 19-5
3-7-1999 .hW 6-2
3-2-2001 .hW (10) 2-1
3-3-2001 .hl 9-10
3-4-2001 .hW 13-1
3-7-2003 .hW 11-6
3-8-2003 .hW (10) 6-5
3-9-2003 .hW 7-5
3-5-2004 .hW 6-5
3-6-2004 .hl 5-7
3-7-2004 .hW 13-6
3-25-2005 .hW 11-6
3-26-2005 .hl (13) 9-10
3-3-2006 .hW 25-8
4-4-2006 .hW 12-2
3-5-2006 .hW 11-4

3-2-2007 .hW 18-12
3-3-2007 .hW 10-8
3-4-2007 .hl 5-9
2-29-2008 .hl 6-10
3-1-2008 .hW 4-3
3-2-2008 .hW 6-0
2-28-2009 .hW 6-4
2-28-2009 .hW 13-4
3-05-2010 .hW 5-0
3-06-2010 .hW 19-5
3-07-2010 .hW 9-4
3-4-2011 .hW 10-0
3-4-2011 .hW 9-5
3-5-2011 .hW 14-3
3-2-2012 .hW 16-2
3-3-2012 .hW 9-4
3-4-2012 .hW 6-3

Sacramento State (2-0)

H-0-0, A-0-0, N-2-0
3-23-1986 .18W (12) 4-3
3-26-1986 .18W 8-1

St. Francis (1-0)

H-1-0, A-0-0, N-0-0
3-7-1979 .hW 12-3

St. John's (3-2)

H-2-1, A-0-0, N-1-1
5-23-1991 .17l* 4-5
5-25-1991 .17W* 5-4
2-25-2011 .hW 13-0
2-26-2011 .hW 5-0
2-27-2011 .hl 3-13

Saint Louis (2-0)

H-0-0, A-0-0, N-2-0
5-13-1977 .13W+ 3-2
5-12-1978 .10W+ 8-5

Samford (5-0)

H-5-0, A-0-0, N-0-0
2-13-1987 .hW 12-1
2-14-1987 .hW 19-0
2-1-1988 .hW 16-1
4-2-1988 .hW 13-2
3-29-1992 .hW 8-3

San Diego (1-0)

H-0-0, A-0-0, N-1-0
2-26-1994 .31W (11) 5-4

Santa Clara (2-0)

H-0-0, A-0-0, N-2-0
3-25-1986 .18W 19-11
3-27-1986 .18W 6-1

Savannah State (2-0)

H-2-0, A-0-0, N-0-0
2-18-2004 .hW 13-4
10-20-2011 .hW 11-3

Sewanee (22-4)

H-15-4, A-7-0, N-0-0
6-9-1900 .hl 0-1
5-29-1903 .hW 9-0
5-30-1903 .hW 13-0
5-23-1904 .oW 3-0
5-24-1904 .oW 6-2
5-25-1904 .oW 12-0
6-1-1905 .hW 8-0
6-2-1905 .hl 4-9
6-3-1905 .hW 4-2
4-19-1907 .hl 3-6
4-20-1907 .hW 5-3
4-21-1907 .hW (8) 7-4
4-24-1908 .hW 7-1
4-25-1908 .hW (11) 2-1
4-26-1908 .hl (7) 2-3
5-14-1909 .hW 7-1
5-15-1909 .hW (7) 7-0
5-15-1909 .hW (7) 4-0
4-24-1912 .oW 4-3
4-25-1912 .oW 7-1
5-2-1913 .hW 13-0
5-3-1913 .hW 5-1
4-26-1916 .oW 3-1
4-27-1916 .oW 3-2
4-20-1917 .hW 5-0
4-21-1917 .hW 4-1

Shorter (2-4)

H-2-4, A-0-0, N-0-0
5-9-1975 .hl 3-10
3-21-1978 .hl 3-12
4-30-1980 .hl 3-17
4-30-1981 .hl 1-15
4-13-1984 .hW 15-13
4-27-1986 .hW 10-1

Siena (2-0)

H-2-0, A-0-0, N-0-0
3-19-1994 .hW 26-1
3-20-1994 .hW 11-1

Sienna Heights (1-0)

H-1-0, A-0-0, N-0-0
3-29-1982 .hW 16-4

Slippery Rock (1-0)

H-1-0, A-0-0, N-0-0
3-5-1977 .hW 7-1

South Alabama (5-2)

H-5-2, A-0-0, N-0-0
5-5-1984 .hl 4-12
5-6-1984 .hl 6-16
5-3-1985 .hW 9-6
5-4-1985 .hW 9-1
5-3-1986 .hW 4-3
5-4-1986 .hW 7-4
5-7-1987 .hW 11-5

South Carolina (16-34-1)

H-11-17, A-3-14-1, N-2-3
5-11-1928 .hW 4-0
5-12-1928 .hW 3-2
5-2-1929 .hl 3-17
4-11-1930 .oW 2-1
4-12-1930 .hl 4-5
4-2-1931 .hl 1-11
4-3-1931 .hl 3-4
4-22-1938 .hW 7-2
4-23-1938 .hl 2-3
4-21-1939 .al 7-9
4-22-1939 .oW 12-4
5-12-1972 .hW 5-4
5-11-1973 .at (5) 2-2
5-12-1973 .hl 3-11
5-13-1973 .al 0-2
4-13-1974 .al 2-4
4-13-1974 .al 1-6
5-11-1974 .hl 3-6
5-11-1974 .hl 1-12
5-20-1975 .hl 0-6
5-20-1975 .hl 1-20
4-27-1976 .al 3-6
4-27-1976 .al 0-8
5-6-1977 .hl (12) 2-8
5-7-1977 .hl 8-9
4-27-1978 .al (7) 3-6
4-27-1978 .al (7) 3-9
3-28-1979 .hl 4-21
3-1-1982 .hl 8-9
3-12-1983 .hW 11-3
3-26-1984 .oW 10-3
3-2-1985 .hW 5-2
3-1-1986 .hl 4-14
3-2-1986 .hl (10) 14-15
5-27-1988 .19W* 7-6
5-29-1988 .19l* 0-5
3-27-1989 .al 3-5
5-8-1989 .hW 8-7
4-17-1990 .al 0-1
4-18-1990 .al 5-10
5-10-1990 .hl (7) 4-7
5-10-1990 .hW (7) 11-1
4-2-1991 .al 3-4
4-23-1991 .hl 4-7
5-29-1993 .hW* 12-0
2-23-2002 .43l 3-8
6-14-2002 .33W 11-0
6-18-2002 .33l 5-9
6-4-2005 .hW* 10-2
6-5-2005 .hl* 3-8
6-6-2005 .hW* 5-0

Southern Miss. (2-2)

H-2-2, A-0-0, N-0-0
5-30-2009 .hl* 7-30
6-31-2009 .hW* 10-3
5-1-2009 .hl* 8-12
6-4-2011 .hW* 6-2

USC Aiken (3-2)

H-3-2, A-0-0, N-0-0
4-24-1976 .hl 1-3
4-16-1977 .hW 6-5
4-26-1985 .hW 8-7
4-27-1985 .hl 10-11
4-25-1986 .hW 8-7

USF (9-1)

H-4-1, A-5-0, N-0-0
2-20-1988 .oW 8-2
2-21-1988 .oW 16-8
3-11-1989 .hl 2-7
3-11-1989 .hW 11-3
5-5-2006 .hW 9-3
5-6-2006 .hW 7-2
5-6-2006 .hW 4-3
5-5-2007 .oW 11-3
5-6-2007 .oW 12-2
5-7-2007 .oW 15-7

S.E. Missouri State (4-0)

H-3-0, A-0-0, N-1-0
4-10-1998 .hW 13-2
4-11-1998 .hW 14-4
4-11-1998 .hW 6-5
5-22-1998 .32W* 14-5

Southern (2-0)

H-2-0, A-0-0, N-0-0
3-1-1984 .hW 13-3
3-2-1984 .hW 9-3

Southern California (0-4)

H-0-2, A-0-0, N-0-2
3-3-2000 .31l 2-9
6-2-2000 .hl* 2-7
6-3-2000 .hl* 3-6
2-27-2004 .31l 2-9

Stetson (22-10-1)

H-9-6, A-13-4-1, N-0-0
4-9-1917 .hW 4-0
4-10-1917 .hW (10) 4-3
3-19-1951 .oW 18-7
3-23-1953 .al 3-6
3-24-1953 .oW 7-3
3-22-1954 .oW 14-6
3-23-1954 .at 4-4
3-21-1955 .oW 10-0
3-22-1955 .oW 7-4
3-19-1956 .oW 16-8
3-20-1956 .oW 1-0
3-18-1957 .oW 9-2
3-19-1957 .oW 9-3
3-17-1958 .al 3-5
3-18-1958 .oW 14-4
3-21-1960 .oW 12-3
3-22-1960 .oW 9-8
3-20-1961 .al 1-4
3-21-1961 .al 2-10
3-27-1965 .oW 11-1
5-5-1969 .hl (10) 4-5
5-6-1969 .hl 2-6
4-9-1973 .hW 10-3
4-10-1973 .hW 4-2
4-19-1974 .hl 3-7
4-20-1974 .hW 18-5
4-1-1978 .hl 4-5
3-4-1997 .hW (10) 9-5
3-4-1998 .hl 0-8
5-27-2000 .hW* 24-1
5-28-2000 .hW* 16-11
5-30-2003 .hl* 4-5
6-3-2006 .hW* 7-5

Texas Christian

(1-1)

H 0-0, A 0-0, N 1-1

2-26-1988 .23W 8-4

2-28-1988 .23L 4-6

Texas Tech

(2-1)

H 2-0, A 0-0, N 0-1

2-10-1996 .30L 4-8

6-5-2004 .HW* 9-3

6-6-2004 .HW* 5-3

Troy State

(0-2)

H 0-2, A 0-0, N 0-0

4-3-1976 .HL 5-10

4-15-1978 .HL (1) 4-5

Tulane

(4-1)

H 2-1, A 0-0, N 2-0

4-4-1969 .HL 4-6

4-13-1973 .HW 7-1

4-14-1973 .HW 3-2

2-23-1992 .29W 10-2

5-26-1996 .28W* 7-4

UCLA

(2-4)

H 1-2, A 1-2, N 0-0

2-6-1998 .HW 16-7

2-7-1998 .HL 9-10

2-8-1998 .HL 11-13

2-5-1999 .oW 13-8

2-6-1999 .oL 3-12

2-7-1999 .oL 1-6

U.S.S.R. National Team

(1-0)

H 1-0, A 0-0, N 0-0

4-20-1989 .HW# (7) 13-1

Utah

(2-0)

H 0-0, A 0-0, N 2-0

2-23-1995 .23W 10-2

2-26-1995 .23W 20-5

Valdosta State

(1-4)

H 0-0, A 1-4, N 0-0

3-21-1966 .oL 1-6

3-22-1966 .oL (7) 2-4

3-22-1966 .oL (7) 2-4

3-24-1967 .oW 9-2

3-25-1967 .oL 4-9

Vanderbilt

(58-35-1)

H 39-15-1, A 19-20, N 0-0

4-5-1901 .HL 5-6

4-6-1901 .HW 8-0

5-9-1903 .HL 2-7

5-9-1903 .HL 2-4

5-19-1904 .oL 1-3

5-20-1904 .oW 3-1

5-21-1904 .oL 2-5

4-12-1906 .HW 5-1

4-13-1906 .HW 5-4

4-14-1906 .HW 2-1

4-25-1907 .oL 0-6

4-26-1907 .oL 5-6

4-27-1907 .oW 3-2

4-2-1909 .HT (10) 2-2

4-3-1909 .HL 1-6

4-3-1909 .HW 5-3

4-22-1910 .HL 3-4

4-23-1910 .HW (10) 3-2

4-19-1912 .HW 6-2

4-26-1912 .oL 0-2

4-27-1912 .oL 1-2

4-17-1914 .HL 3-11

4-18-1914 .HW 18-6

4-21-1915 .oW 7-2

4-24-1915 .HW (11) 4-3

4-28-1916 .oL 3-4

4-29-1916 .oW 5-2

5-1-1916 .HW 6-1

5-2-1916 .HW 4-2

4-27-1918 .HW 4-1

5-7-1920 .HW 5-4

5-8-1920 .HW 4-2

5-1-1925 .oL 1-2

5-2-1925 .oW 9-5

4-23-1926 .HW 13-3

4-24-1926 .HW 10-6

4-25-1927 .oL 2-7

4-26-1927 .oW 10-3

5-4-1928 .HW 9-4

5-5-1928 .HW 10-8

5-10-1929 .oL 0-3

5-11-1929 .oL 1-6

5-2-1930 .HW 10-5

5-3-1930 .HL (8) 1-6

4-16-1934 .oW 9-7

4-17-1934 .oW 5-3

5-18-1934 .HL 3-2

5-19-1934 .HL 5-6

4-15-1938 .HW 7-2

4-16-1938 .HW 4-0

5-6-1938 .oL 3-8

4-17-1939 .oL 3-12

4-18-1939 .oW 7-3

4-28-1939 .HL 4-10

4-26-1940 .HW 6-0

4-27-1940 .HW 7-5

4-9-1941 .oW 8-7

4-10-1941 .oW 11-4

4-25-1941 .HW 7-5

4-26-1941 .HL 4-7

4-17-1942 .HW 8-1

4-18-1942 .HW 6-4

4-24-1942 .oW 10-7

4-25-1942 .oL 7-10

4-18-1943 .oL (6) 1-2

4-17-1943 .oL (11) 2-3

4-30-1943 .HW 8-0

5-1-1943 .HL 2-8

5-9-1947 .oL 8-10

5-10-1947 .oW 6-5

5-23-1947 .HW 8-5

5-24-1947 .HL 5-10

4-2-1948 .HW 8-6

4-3-1948 .HW 8-6

3-31-1950 .HL 3-5

4-1-1950 .HW 13-9

4-21-1950 .oW 23-2

4-22-1950 .oL 3-11

4-20-1951 .HW 14-11

4-21-1951 .HW 22-8

4-21-1952 .HW 14-4

4-22-1952 .HL 8-12

4-23-1954 .oL 1-2

4-24-1954 .oW 8-4

3-31-1959 .HW 11-3

4-25-1960 .oW 14-4

3-27-1961 .HW 8-5

4-27-1962 .oW 12-1

4-28-1962 .oW 11-9

4-5-1963 .HL 8-9

4-24-1964 .oL 0-1

4-25-1964 .oW 2-1

6-3-2006 .HW* 7-3

6-4-2006 .HW* 8-4

Villanova

(3-1)

H 3-0, A 0-0, N 0-1

5-27-1989 .27L* (10) 16-18

3-20-2004 .HW 5-1

3-21-2004 .HW 19-1

3-22-2004 .HW 4-1

Virginia

(67-44-2)

H 34-14-2, A 26-27, N 7-3

4-28-1924 .oL 4-8

4-29-1924 .oW 3-1

5-6-1924 .HL (11) 4-7

5-7-1924 .HW 2-1

4-30-1926 .oL 6-7

5-1-1926 .oW 7-6

4-2-1973 .HL 4-6

4-3-1973 .HT 11-11

3-4-1974 .HL 6-14

3-5-1974 .HW 4-2

3-6-1974 .HW 8-3

3-7-1976 .HL 7-9

3-7-1976 .HW 3-2

4-19-1980 .HL 4-5

4-20-1980 .HL 8-10

4-16-1981 .oL 1-11

4-17-1981 .oL 8-10

4-23-1981 .14W* 5-2

4-16-1982 .HW (7) 5-4

4-16-1982 .HW (7) 12-2

3-22-1983 .oW 19-8

3-23-1983 .oL 2-15

4-21-1983 .14L* 1-8

3-9-1984 .HW 7-2

3-10-1984 .HL 1-13

3-30-1985 .oW 8-4

3-31-1985 .oL 4-9

3-8-1986 .HW 9-7

3-9-1986 .HW 18-4

3-12-1987 .HW 18-2

3-28-1987 .oL 2-3

3-29-1987 .oL 3-19

3-19-1988 .HW (10) 11-10

3-20-1988 .HL 9-12

3-27-1988 .oW 13-2

5-14-1988 .21W+ 5-4

3-10-1989 .HW 18-0

4-16-1989 .oW (7) 3-2

4-16-1989 .oW (7) 6-2

5-13-1989 .21W+ 3-0

3-9-1990 .HW 17-6

3-10-1990 .HW 9-4

3-11-1990 .HW 13-6

3-25-1991 .oL 5-6

3-26-1991 .oW 11-1

3-27-1991 .oW 13-0

5-13-1991 .21W+ 9-3

3-13-1992 .HW (7) 4-3

3-13-1992 .HW (7) 10-4

3-14-1992 .HW (10) 5-4

3-26-1993 .oW (10) 6-3

3-28-1993 .oL (7) 2-3

3-28-1993 .oW (7) 7-5

3-11-1994 .HW 4-1

3-12-1994 .HW 6-2

3-13-1994 .HW 7-6

4-21-1995 .oL 1-2

4-22-1995 .oW 18-13

4-23-1995 .oL 1-4

5-18-1995 .21W+ 3-2

3-16-1996 .HW 7-6

3-16-1996 .HW 5-4

3-17-1996 .HW 13-5

5-18-1996 .34L+ 4-8

4-11-1997 .oW 8-2

4-13-1997 .oW (7) 4-2

5-24-1997 .oL (7) 8-10

4-2-1998 .HW 5-3

3-7-1998 .HW 27-4

4-2-1999 .oL (14) 6-7

4-3-1999 .oW 7-6

4-4-1999 .oL 5-6

4-14-2000 .HW 8-4

4-15-2000 .HW 5-1

4-16-2000 .HW 12-6

3-30-2001 .oL 1-3

3-31-2001 .oW 10-3

4-1-2001 .oW 13-9

4-26-2002 .HL 1-5

4-27-2002 .HW (12) 3-2

4-28-2002 .HW 9-3

5-9-2003 .oW 7-0

5-10-2003 .oW 5-2

5-11-2003 .oW 1-0

3-12-2004 .HL 3-4

3-13-2004 .HL 1-2

3-14-2004 .HL (10) 5-8

4-22-2005 .oL 2-4

4-23-2005 .oL 2-9

4-24-2005 .oL 1-2

5-23-2005 .47W+ 4-3

3-10-2006 .HW 8-2

3-11-2006 .HW 7-6

3-12-2006 .HL 3-6

4-13-2007 .oW (11) 2-1

4-14-2007 .oW 6-7

5-24-2007 .47L+ 1-4

5-15-2008 .oL 2-4

5-16-2008 .oW 14-8

5-17-2008 .oW 9-7

4-11-2009 .HW 7-6

4-11-2009 .HL 10-11

4-12-2009 .HT 4-4

4-09-2010 .oL 4-7

4-10-2010 .oW 9-7

4-11-2010 .oL 1-9

4-8-2011 .oL 2-6

4-9-2011 .oL 9-12

4-10-2011 .oW 10-8

5-11-2012 .oL 5-6

5-12-2012 .oL 2-4

5-13-2012 .oW (13) 5-4

5-25-2012 .50W (7) 17-6

Virginia Commonwealth



2013 Opponent Capsules

AKRON February 15-17 (Home)

Location Akron, Ohio
 Nickname Zips
 Field Lee R. Jackson Field (1,500)
 Head Coach Rick Rembielak
 School Record (Yrs.) 17-38-0 (1)
 Career Record 530-431-1 (16)
 2012 Records 17-38/10-17
 Conference/Finish MAC/5th (East)
 Postseason None

BOSTON COLLEGE March 15-17 (Home)

Location Chestnut Hill, Mass.
 Nickname Eagles
 Field Eddie Pelligrini Diamond (1,000)
 Head Coach Mike Gambino
 School Record (Yrs.) 17-23-0 (1)
 Career Record Same
 2012 Records 17-23/7-22
 Conference/Finish ACC/5th (Atlantic)
 Postseason None

THE CITADEL March 26 (Home)

Location Charleston, S.C.
 Nickname Bulldogs
 Field Joseph P. Riley Jr. Park (6,000)
 Head Coach Fred Jordan
 School Record (Yrs.) 711-543 (21)
 Career Record Same
 2012 Records 25-33/13-17
 Conference/Finish Southern/8th
 Postseason None

CLEMSON April 26-28 (Away)

Location Clemson S.C.
 Nickname Tigers
 Field Doug Kingsmore Stadium (6,217)
 Head Coach Jack Leggett
 School Record (Yrs.) 746-404 (19)
 Career Record 1,224-694 (33)
 2012 Records 35-28/16-14
 Conference/Finish ACC/3rd (Atlantic)
 Postseason Columbia Regional

COASTAL CAROLINA May 3-5 (Home)

Location Myrtle Beach, S.C.
 Nickname Chanticleers
 Field Pelicans Ballpark (6,600)
 Head Coach Gary Gilmore
 School Record (Yrs.) 692-342 (17)
 Career Record 948-444-2 (23)
 2012 Records 42-19/18-15
 Conference/Finish Big South/1st
 Postseason Columbia Regional

DUKE April 5-7 (Away)

Location Durham, N.C.
 Nickname Blue Devils
 Field Jack Coombs Field (2,000)
 Head Coach Chris Pollard
 School Record (Yrs.) 1st Season
 Career Record 244-210-2 (8)
 2012 Records 21-34/9-21
 Conference/Finish ACC/6th Coastal
 Postseason None

FLORIDA STATE March 22-24 (Away)

Location Tallahassee, Fla.
 Nickname Seminoles
 Field Dick Howser Stadium (6,700)
 Head Coach Mike Martin
 School Record (Yrs.) 1,723-594-4 (33)
 Career Record Same
 2012 Records 50-17/24-6
 Conference/Finish ACC/1st (Atlantic)
 Postseason College World Series

GEORGIA

April 9 (Away) - April 24 (Turner Field) - May 9 (Home)
 Location Athens, Ga.
 Nickname Bulldogs
 Field Foley Field (3,291)
 Head Coach Dave Perno
 School Record (Yrs.) 369-303-1 (11)
 Career Record Same
 2012 Records 31-26/14-15
 Conference/Finish SEC/5th (East)
 Postseason None

GEORGIA SOUTHERN February 26-27 (Away) - March 19 (Home)

Location Statesboro, Ga.
 Nickname Eagles
 Field J.J. Clements Stadium (3,000)
 Head Coach Rodney Hennon
 School Record (Yrs.) 473-310 (14)
 Career Record 554-348-1 (16)
 2012 Records 33-27/15-15
 Conference/Finish Southern/6th
 Postseason None

GEORGIA STATE February 19 (Home)

Location Panthersville, Ga.
 Nickname Panthers
 Field The Field at Panthersville (1,000)
 Head Coach Greg Frady
 School Record (Yrs.) 193-152-1 (6)
 Career Record 356-232-1
 2012 Records 24-31/14-16
 Conference/Finish Sun Belt/7th
 Postseason None

KENNESAW STATE April 3 (Home)

Location Kennesaw, Ga.
 Nickname Owls
 Field Stillwell Stadium (1,000)
 Head Coach Mike Sansing
 School Record (Yrs.) 815-411 (21)
 Career Record 917-455 (24)
 2012 Records 34-25/15-11
 Conference/Finish Atlantic Sun/3rd
 Postseason None

MERCER

March 5 (Home) - April 2 (Away)
 Location Macon, Ga.
 Nickname Bears
 Field Claude Smith Field (500)
 Head Coach Craig Gibson
 School Record (Yrs.) 277-233 (9)
 Career Record Same
 2012 Records 38-21/15-12
 Conference/Finish Atlantic Sun/5th
 Postseason None

MIAMI

May 16-18 (Away)
 Location Coral Gables, Fla.
 Nickname Hurricanes
 Field Alex Rodriguez Park at Mark Light Field (3,000)
 Head Coach Jim Morris
 School Record (Yrs.) 850-346-3 (19)
 Career Record 1,354-583-4 (31)
 2012 Records 36-23/16-14
 Conference/Finish ACC/3rd (Coastal)
 Postseason Coral Gables Regional

NORTH CAROLINA May 10-12 (Home)

Location Chapel Hill, N.C.
 Nickname Tar Heels
 Field Boshamer Stadium (4,100)
 Head Coach Mike Fox
 School Record (Yrs.) 635-262-1 (19)
 Career Record 1,175-403-5 (24)
 2012 Records 46-16/22-8
 Conference/Finish ACC/1st (Coastal)
 Postseason Chapel Hill Regional

NORTH CAROLINA STATE April 19-21 (Home)

Location Raleigh, N.C.
 Nickname Wolfpack
 Field Doak Field at Dail Park (2,500)
 Head Coach Elliot Avent
 School Record (Yrs.) 599-382 (16)
 Career Record 824-591 (24)
 2012 Records 43-20/19-11
 Conference/Finish ACC/2nd (Atlantic)
 Postseason Gainesville Super Regional

OHIO STATE May 7-8 (Away)

Location Columbus, Ohio
 Nickname Buckeyes
 Field Nick Swisher Field at Bill Davis Stadium (4,450)
 Head Coach Greg Beals
 School Record (Yrs.) 59-54 (2)
 Career Record 302-256 (10)
 2012 Records 33-27/11-13
 Conference/Finish Big Ten/6th
 Postseason None

RUTGERS March 1-3 (Home)

Location Piscataway, N.J.
 Nickname Scarlet Knights
 Field Bainton Field (1,500)
 Head Coach Fred Hill
 School Record (Yrs.) 913-628-7 (29)
 Career Record 1,061-719-9 (36)
 2012 Records 31-25/16-11
 Conference/Finish Big East/5th
 Postseason None

SAVANNAH STATE April 16 (Home)

Location Savannah, Ga.
 Nickname Tigers
 Field Tiger Field
 Head Coach Carlton Hardy
 School Record (Yrs.) 178-176 (6)
 Career Record Same
 2012 Records 19-34/11-13
 Conference/Finish MEAC/4th (Southern)
 Postseason None

ST. JOHN'S February 22-24 (Home)

Location Queens, N.Y.
 Nickname Red Storm
 Field Jack Kaiser Stadium (3,500)
 Head Coach Ed Blankmeyer
 School Record (Yrs.) 589-350-3 (17)
 Career Record Same
 2012 Records 40-23/18-9
 Conference/Finish Big East/1st (Big East)
 Postseason Tucson Super Regional

VIRGINIA April 12-14 (Home)

Location Charlottesville, Va.
 Nickname Cavaliers
 Field Davenport Field (3,283)
 Head Coach Brian O'Connor
 School Record (Yrs.) 412-148-2 (9)
 Career Record Same
 2012 Records 40-18-1/18-12
 Conference/Finish ACC/2nd (Coastal)
 Postseason Charlottesville Regional

VIRGINIA TECH March 8-10 (Away)

Location Blacksburg, Va.
 Nickname Hokies
 Field English Field (3,283)
 Head Coach Pete Hughes
 School Record (Yrs.) 82-152 (6)
 Career Record 484-363-2 (16)
 2012 Records 34-21/11-19
 Conference/Finish ACC/5th (Coastal)
 Postseason None

WAKE FOREST March 29-31 (Home)

Location Winston-Salem, N.C.
 Nickname Demon Deacons
 Field Wake Forest Baseball Park (6,000)
 Head Coach Tom Walter
 School Record (Yrs.) 76-92 (2)
 Career Record 502-420 (15)
 2012 Records 33-24/13-17
 Conference/Finish ACC/4th (Atlantic)
 Postseason None

All-Time Scores

1895 (0-0)

Home: 0-0; Away: 0-0; Neutral: 0-0
A. 12 nL 4-16 Atlanta Colts [exh]..... 0-0

1896 (0-1)

Home: 0-0; Away: 0-1; Neutral: 0-0
A. 15 nL 8-20 Atlanta Colts [exh]..... 0-0
A. 25 aL 4-5 Winder..... 0-1

1897 (1-2)

Home: 0-0; Away: 1-2; Neutral: 0-0
A. 10 aL 4-6 Auburn..... 0-1
A. 17 aL 6-9 Mercer..... 0-2
M. 15 aW 6-3 Milledgeville Cadets... 1-2

1898 (1-3)

Home: 0-1; Away: 1-2; Neutral: 0-0
A. 8 aL 2-5 Atlanta Spellers [exh]... 0-0
A. 9 hL 2-12 Wake Forest..... 0-1
A. 16 aW 4-3 Auburn..... 1-1
A. 21 aL 4-18 Georgia..... 1-2
M. 7 aL 8-10 Mercer..... 1-3

1899 (2-3)

Home: 1-1; Away: 1-2; Neutral: 0-0
A. 6 hL 2-9 Wake Forest..... 0-1
A. 8 aW 10-8 Auburn..... 1-1
A. 15 aL 1-25 Georgia..... 1-2
A. 22 hW 6-4 Auburn..... 2-2
M. 6 aL 2-14 Mercer..... 2-3

Coach Todd
12-9 (.571)

1900 (3-4)

Home: 3-2; Away: 0-2; Neutral: 0-0
A. 7 aL 1-10 Mercer..... 0-1
A. 25 hW 3-0 Wake Forest..... 1-1
M. 12 aL 4-9 Auburn..... 1-2
M. 12 hW 7-0 Georgia..... 2-2
M. 26 hL 4-5 Rome (10)..... 2-3
J. 2 hW 12-8 Merchants..... 3-3
J. 9 hL 0-1 Sewanee..... 3-4

1901 (9-5)

Home: 9-5; Away: 0-0; Neutral: 0-0
A. 5 hL 5-6 Vanderbilt..... 0-1
A. 6 hW 8-0 Vanderbilt..... 1-1
A. 12 hL 5-13 Cornell..... 1-2
A. 20 hW 13-1 Georgia..... 2-2
A. 26 hW 3-0 Mercer..... 3-2
A. 27 hL 3-7 Mercer..... 3-3
M. 1 hW 23-12 Wake Forest..... 4-3
M. 4 hW 15-12 Auburn..... 5-3
M. 10 hL 6-9 North Carolina..... 5-4
M. 17 hW 9-0 Central [forfeit]..... 6-4
M. 18 hW 15-6 Central..... 7-4
M. 22 hW 3-2 Newnan..... 8-4
M. 25 hW 8-7 Henry Grady [exh]..... 8-4
J. 7 hL 10-15 Mercer..... 8-5
J. 8 hW 6-5 Mercer..... 9-5
Home games at Brinsbire Park

Coach Sammy Strang
5-8 (.385)

1902 (5-8)

Home: 4-5; Away: 1-3; Neutral: 0-0
M. 31 hL 4-8 Hobart [exh]..... 0-0
A. 2 hL 5-25 Cornell..... 0-1
A. 5 hW 8-1 Mercer..... 1-1
A. 9 aL 1-12 Atlanta Pretzels [exh]... 1-1
A. 12 hW 12-4 Clemson..... 2-1
A. 17 aL 14-14 Tennessee..... 2-2
A. 18 aW 14-12 Tennessee..... 3-2
A. 19 aL 4-13 Tennessee..... 3-3
A. 26 hL 10-11 Georgia..... 3-4
M. 3 hL 1-10 Mercer..... 3-5
M. 10 hW 8-7 Georgia..... 4-5
M. 13 aL 7-9 Georgia..... 4-6
M. 15 hW 7-2 Tennessee..... 5-6
M. 16 hL 0-4 Tennessee..... 5-7
M. 17 hL 2-4 Tennessee..... 5-8
Home games at Brinsbire Park

Coach Irving
9-9 (.500)

1903 (9-9)

Home: 6-6; Away: 3-3; Neutral: 0-0
M. 28 hW 11-3 Atl. Athletic Club [exh]... 0-0
A. 4 aL 4-6 Mercer..... 0-1
A. 11 hL 1-5 Clemson..... 0-2
A. 18 hW 10-3 Mercer..... 1-2
A. 21 aL 5-22 Atlanta Crackers [exh]... 1-2
A. 23 hL 5-9 Wake Forest..... 1-3
A. 24 aL 1-16 Atlanta Crackers [exh]... 1-3

All-Time Records

Overall

2,254-1,421-27 (.613)

Home

1,512-634-11 (.704)

At Russ Chandler Stadium

782-219 (.781)

Away

553-635-10 (.466)

Neutral

175-141-6 (.553)

The listing of scores on the following pages is the most comprehensive possible with available sources of information.

The years prior to 1900 are incomplete, but the scores listed for those years have been documented.

Georgia Tech began playing its home games at Rose Bowl Field (now Russ Chandler Stadium) in 1930. Before that, the Yellow Jackets played their home games at Tech Park, Brinsbire Park, Piedmont Park and Grant Field.

A. 25 hW	8-7	Auburn.....	2-3
A. 27 hL	3-5	Georgia (10).....	2-4
A. 30 aL	1-12	Tennessee (7).....	2-5
M. 1 aW	4-2	Tennessee.....	3-5
M. 2 aL	5-6	Tennessee.....	3-6
M. 4 hW	10-0	Trinity [Duke].....	4-6
M. 9 hL	2-7	Vanderbilt.....	4-7
M. 9 hL	2-4	Vanderbilt.....	4-8
M. 12 aW	10-5	Georgia.....	5-8
M. 15 aW	9-3	Mercer.....	6-8
M. 22 hW	9-8	Tennessee.....	7-8
M. 23 hL	5-14	Tennessee.....	7-9
M. 29 hW	9-0	Sewanee.....	8-9
M. 30 hW	13-0	Sewanee.....	9-9

Home games at Brinsbire Park

Coach John Heisman
163-97-5 (.625)

1904 (15-7)

Home: 10-1; Away: 5-6; Neutral: 0-0
M. 23 aL 1-6 Atlanta Crackers [exh]... 0-0
M. 26 hW 10-4 Mercer..... 1-0
A. 1 hW 10-1 Florida..... 2-0
A. 2 hW 13-0 Florida..... 3-0
A. 8 hW 8-4 Alabama..... 4-0
A. 9 hW 11-4 Alabama..... 5-0
A. 9 hW 8-3 Alabama..... 5-0
A. 15 hW 8-0 Wofford..... 7-0
A. 16 hW 23-7 Wofford..... 8-0
A. 22 hL 1-6 Clemson..... 8-1
A. 23 hW 4-3 Auburn..... 9-1
A. 26 hW 10-4 Georgia..... 10-1
A. 30 hW 11-4 Fort McPherson [exh]... 10-1
M. 4 aL 1-2 Georgia (12)..... 10-2
M. 6 aW 4-1 Mercer..... 11-2
M. 7 aL 2-3 Mercer (10)..... 11-3
M. 11 aL 4-7 Georgia..... 11-4
M. 14 aL 1-11 Clemson..... 11-5
M. 19 aL 1-3 Vanderbilt..... 11-6
M. 20 aW 3-1 Vanderbilt..... 12-6
M. 21 aL 2-5 Vanderbilt..... 12-7
M. 23 aW 3-0 Sewanee..... 13-7
M. 24 aW 6-2 Sewanee..... 14-7
M. 25 aW 12-0 Sewanee..... 15-7

Home games at Brinsbire/Piedmont Parks

1905 (13-4)

Home: 10-4; Away: 3-0; Neutral: 0-0
A. 8 hW 11-3 Georgia..... 1-0
A. 10 hW 3-2 Trinity [Duke] (12)..... 2-0
A. 14 hW 4-3 Newberry..... 3-0
A. 15 hW 6-2 Newberry..... 4-0
A. 22 hW 5-4 Clemson..... 5-0
A. 22 hL 3-5 Clemson..... 5-1
A. 27 hW 2-1 Georgia..... 6-1
A. 29 hW 9-2 Mercer [exh]..... 6-1
M. 5 hL 0-1 Auburn..... 6-2
M. 6 hL 2-4 Auburn..... 6-3
M. 10 aW 11-2 Georgia..... 7-3
M. 12 aW 5-3 Mercer..... 8-3
M. 13 aW 2-0 Mercer..... 9-3
M. 20 hW 10-4 Mercer..... 10-3
M. 27 hW 4-3 Georgia..... 11-3
J. 1 hW 8-0 Sewanee..... 12-3
J. 2 hL 4-9 Sewanee..... 12-4
J. 3 hW 4-2 Sewanee..... 13-4

1906 (23-3)

Home: 16-2; Away: 7-1; Neutral: 0-0
M. 24 hW 3-1 Clemson..... 1-0
M. 29 hL 4-16 Cleveland Indians [exh]... 1-0
M. 30 aW 14-1 Mercer..... 2-0

M. 31 aW	3-0	Mercer.....	3-0
A. 4 aL	3-4	Georgia.....	3-1
A. 6 hL	0-10	Trinity [Duke].....	3-2
A. 7 hW	5-1	Trinity [Duke].....	4-2
A. 12 hW	5-1	Vanderbilt.....	5-2
A. 13 hW	5-4	Vanderbilt.....	6-2
A. 14 hW	2-1	Vanderbilt.....	7-2
A. 18 aW	5-4	Georgia.....	8-2
M. 12 aW	1-0	Furman.....	9-2
A. 21 hW	4-3	Furman.....	10-2
A. 27 hW	4-3	Mercer.....	11-2
A. 28 hW	2-0	Mercer.....	12-2
A. 30 aW	6-0	Clemson.....	13-2
M. 1 aW	7-4	Furman.....	14-2
M. 2 aW	3-1	Wofford.....	15-2
M. 3 aL	4-8	Bingham [exh].....	15-2
M. 4 aW	3-2	Tennessee.....	16-2
M. 11 hL	1-2	Auburn (11).....	16-3
M. 12 hW	5-0	Auburn.....	17-3
M. 12 hW	4-0	Auburn (8).....	18-3
M. 18 hW	9-1	Georgia.....	19-3
M. 19 hW	3-2	Georgia.....	20-3
M. 24 hW	11-0	Cumberland.....	21-3
M. 26 hW	7-1	Wofford.....	22-3
M. 26 hW	7-0	Wofford.....	23-3

1907 (10-5-1)

Home: 6-1-1; Away: 4-4; Neutral: 0-0			
M. 30 hW	4-0	Mercer.....	1-0
A. 3 aW	3-1	Georgia.....	2-0
A. 5 hW	4-2	Clemson.....	3-0
A. 6 hT	2-2	Clemson (11).....	3-0-1
A. 13 aW	1-0	Mercer (11).....	4-0-1
A. 19 hL	6-6	Sewanee.....	4-1-1
A. 20 hW	5-3	Sewanee.....	5-1-1
A. 21 hW	7-4	Sewanee (8).....	6-1-1
A. 25 aL	0-6	Vanderbilt.....	6-2-1
A. 26 aL	5-6	Vanderbilt.....	6-3-1
A. 27 aW	3-2	Vanderbilt.....	7-3-1
M. 4 hW	9-1	Dahlgren [exh].....	7-3-1
M. 10 aL	2-3	Auburn.....	7-4-1
M. 11 aW	2-0	Auburn (12).....	8-4-1
M. 12 aL	1-4	Auburn (7).....	8-5-1
M. 17 hW	4-1	Georgia.....	9-5-1
M. 18 hW	9-0	Georgia [forfeit].....	10-5-1

1908 (9-12)

Home: 7-4; Away: 2-8; Neutral: 0-0				
M. 27	aL	0-2	Mercer.....	0-1
M. 28	aL	2-3	Mercer.....	0-2
A. 3	hW	4-3	Clemson.....	1-2
A. 4	hW	5-4	Clemson (11).....	2-2
A. 10	hL	0-2	Trinity [Duke].....	2-3
A. 11	hL	0-5	Trinity [Duke].....	2-4
A. 17	aW	10-8	Tennessee.....	3-4
A. 18	aL	2-3	Tennessee (7).....	3-5
A. 19	aL	2-6	Tennessee (7).....	3-6
A. 24	hW	7-0	Sewanee.....	4-6
A. 25	hW	2-1	Sewanee (11).....	5-6
A. 26	hL	2-3	Sewanee (7).....	5-7
M. 1	hL	0-1	Auburn.....	5-8
M. 2	hW	7-2	Auburn.....	6-8
M. 8	aL	1-5	Alabama.....	6-9
M. 9	aL	0-1	Alabama (10).....	6-10
M. 10	aL	3-10	Alabama.....	6-11
M. 11	aW	6-0	Auburn.....	7-11
M. 12	aL	3-8	Auburn.....	7-12
M. 15	hW	14-2	Central [Ky].....	8-12
M. 16	hW	7-0	Central [Ky].....	9-12

1909 (13-8-1)

<u>Home: 9-3-1; Away: 3-4; Neutral: 1-1</u>		
M. 18 hW	14-4	Fort McPherson [exh] . . 0-0
M. 20 hW	4-2	Riverside Acad. [exh] . . 0-0
M. 23 hW	5-0	Marist College [exh] . . 0-0

M. 27 hL	0-3	Stone Mtn. Prep [exh]... 0-0
A. 2 hT	2-2	Vanderbilt (10)..... 0-0-1
A. 3 hL	1-6	Vanderbilt..... 0-1-1
A. 3 hW	5-3	Vanderbilt..... 1-1-1
A. 9 hL	0-4	Mercer..... 1-2-1
A. 10 hW	7-3	Mercer..... 2-2-1
A. 16 hW	3-1	Trinity [Duke]..... 3-2-1
A. 17 hW	3-2	Trinity [Duke]..... 4-2-1
A. 20 aW	3-1	Georgia..... 5-2-1
A. 21 aL	0-4	Georgia..... 5-3-1
A. 29 aL	0-6	Auburn..... 5-4-1
A. 30 aW	8-2	Auburn..... 6-4-1
M. 1 hW	2-1	Dahlgren..... 7-4-1
M. 3 aL	2-7	Mercer..... 7-5-1
M. 4 aL	2-3	Mercer..... 7-6-1
M. 7 hL	0-2	Auburn..... 7-7-1
M. 8 hW	6-5	Auburn..... 8-7-1
M. 14 hW	7-1	Sewanee..... 9-7-1
M. 15 hW	7-0	Sewanee (7)..... 10-7-1
M. 15 hW	4-0	Sewanee (7)..... 11-7-1
M. 20 2W	4-3	Georgia..... 12-7-1
M. 21 aW	3-0	Georgia..... 13-7-1
M. 22 2L	1-2	Georgia..... 13-8-1

1910 (11-5-1)

Home: 7-1; Away: 4-3; Neutral: 0-1-1			
M. 5	2L	2-5	Philadelphia A's [exh]..... 0-0
M. 9	hL	3-5	Philadelphia A's [exh]..... 0-0
M. 12	2L	0-12	Philadelphia A's [exh]..... 0-0
A. 2	aL	3-4	Alabama..... 0-1
A. 3	aW	3-1	Alabama..... 1-1
A. 8	hW	7-4	Mercer..... 2-1
A. 9	hW	10-0	Mercer..... 3-1
A. 15	aL	1-16	Auburn..... 3-2
A. 22	hL	3-4	Vanderbilt..... 3-3
A. 23	hW	3-2	Vanderbilt (10)..... 4-3
A. 29	aW	3-1	Mercer..... 5-3
A. 30	aW	2-0	Mercer..... 6-3
M. 6	hW	3-1	Auburn..... 7-3
M. 10	aW	1-0	Georgia..... 8-3
M. 11	aL	6-7	Georgia..... 8-4
M. 13	hW	5-0	Clemson..... 9-4
M. 14	hW	4-0	Clemson (7)..... 10-4
M. 15	hW	11-3	Clemson (7)..... 11-4
M. 20	2L	0-2	Georgia (6)..... 11-4-1
M. 21	2T	0-0	Georgia (14)..... 11-5-1

1911 (7-6)

Home: 4-3; Away: 2-2; Neutral: 1-1			
A. 11	2L	1-7	Wash. Senators [exh]..... 0-0
A. 7	hL	6-8	Mercer..... 0-1
A. 14	3L	2-5	Mercer..... 0-2
A. 15	3W	7-2	Mercer..... 1-2
A. 17	hW	4-1	Auburn..... 2-2
A. 18	hW	9-4	Auburn..... 3-2
A. 21	hL	2-3	Trinity [Duke]..... 3-3
A. 22	hW	4-1	Trinity [Duke]..... 4-3
A. 28	aW	4-3	Alabama..... 5-3
A. 29	aL	1-2	Alabama..... 5-4
M. 4	aW	6-0	Georgia..... 6-4
M. 5	aL	2-3	Georgia (10)..... 6-5
M. 12	hW	2-1	Georgia..... 7-5
M. 13	hL	2-6	Georgia..... 7-6

1912 (8-10)

Home: 5-3; Away: 3-6; Neutral: 0-1			
A. 5	hL	2-3	Mercer..... 0-1
A. 6	hW	4-1	Mercer..... 1-1
A. 9	2L	4-5	Michigan (7)..... 1-2
A. 12	hL	4-6	Clemson..... 1-3
A. 13	hW	4-2	Clemson..... 2-3
A. 19	hW	6-2	Vanderbilt..... 3-3
A. 24	aW	4-3	Sewanee..... 4-3
A. 25	aW	7-1	Sewanee..... 5-3
A. 26	aL	0-2	Vanderbilt..... 5-4
A. 27	aL	1-2	Vanderbilt..... 5-5
M. 2	hW	3-2	Auburn..... 6-5
M. 3	hL	5-7	Auburn..... 6-6
M. 4	hW	5-3	Auburn..... 7-6
M. 10	aW	4-1	Mercer..... 8-6
M. 11	aL	3-5	Mercer..... 8-7
M. 16	aL	4-6	Georgia..... 8-8
M. 17	aL	4-6	Georgia..... 8-9
M. 18	aL	2-4	Georgia..... 8-10

1913 (9-8)

Home: 6-3; Away: 3-5; Neutral: 0-0		
M. 28 hW	3-0	Clemson..... 1-0
M. 29 hW	3-1	Clemson..... 2-0
A. 4 hL	2-3	Mercer..... 2-1
A. 5 hW	4-1	Mercer..... 3-1
A. 11 aL	2-4	Mercer..... 3-2
A. 18 aL	2-3	Auburn..... 3-3
A. 19 aW	11-4	Auburn..... 4-3
A. 19 aL	3-4	Auburn..... 4-4
A. 25 aL	3-7	Alabama..... 4-5
A. 26 aL	4-5	Alabama..... 4-6
A. 28 hL	2-7	Wake Forest..... 4-7
M. 2 hW	13-0	Sewanee..... 5-7
M. 3 hW	5-1	Sewanee..... 6-7

All-Time Scores

Coach Joe Bean
35-18 (.660)

1918 (10-7)

Home: 6-4; Away: 4-3; Neutral: 0-0

M. 22	hW	3-1	Oglethorpe	1-0
M. 23	hL	2-3	Fort McPherson [exh.]	1-0
M. 29	hL	0-8	Mercer	1-1
M. 30	hW	5-2	Mercer	2-1
A. 5	hL	1-7	Davidson	2-2
A. 6	hW	6-1	Davidson	3-2
A. 12	oW	8-4	Auburn	4-2
A. 13	oL	4-10	Auburn	4-3
A. 20	oW	8-3	Auburn	5-3
A. 21	oL	0-6	Auburn (5)	5-4
A. 24	hW	5-1	Oglethorpe	6-4
A. 27	hW	4-1	Vanderbilt	7-4
M. 3	hL	3-4	Mercer	7-5
M. 4	oW	10-0	Mercer	8-5
M. 10	oL	0-2	Georgia	8-6
M. 11	oL	4-3	Georgia	9-6
M. 17	hL	2-4	Georgia	9-7
M. 18	hW	5-4	Georgia (11)	10-7

Home games at Grant Field

1919 (9-9)

Home: 6-2; Away: 3-7; Neutral: 0-0

M. 22	hW	11-4	Camp Gordon [exh.]	0-0
M. 28	oL	1-10	Mercer	0-1
M. 29	oL	4-5	Mercer (11)	0-2
A. 5	hW	5-0	Clemson	1-2
A. 6	hW	9-3	Clemson	2-2
A. 11	hW	2-1	Auburn	3-2
A. 12	hW	4-2	Auburn	4-2
A. 18	hW	3-2	Mercer (11)	5-2
A. 19	hW	8-1	Mercer	6-2
A. 26	oW	4-3	Furman	7-2
A. 27	oW	4-2	Furman	8-2
M. 1	oL	1-11	Alabama	8-3
M. 1	oL	2-6	Alabama	8-4
M. 2	oW	6-2	Mississippi State	9-4
M. 3	oL	1-2	Mississippi State	9-5
M. 9	hL	1-2	Georgia	9-6
M. 10	hL	0-8	Georgia	9-7
M. 16	oL	5-7	Georgia	9-8
M. 17	oL	2-5	Georgia	9-9

Home games at Grant Field

1920 (16-2)

Home: 9-1; Away: 7-1; Neutral: 0-0

M. 26	hW	4-2	Erskine	1-0
M. 27	hW	18-0	Erskine	2-0
A. 2	oW	3-0	Mercer	3-0
A. 7	hL	1-5	Philadelphia A's [exh.]	3-0
A. 10	hL	1-5	Oglethorpe	3-1
A. 15	hW	8-0	Florida	4-1
A. 16	oW	6-2	Auburn	5-1
A. 17	oL	4-5	Auburn	5-2
A. 23	hW	2-1	Clemson	6-2
A. 24	hW	5-4	Clemson (10)	7-2
A. 26	oW	9-3	Florida	8-2
A. 27	oW	6-3	Florida (12)	9-2
A. 30	hW	6-2	Davidson	10-2
M. 1	hW	5-0	Davidson	11-2
M. 7	hW	5-4	Vanderbilt	12-2
M. 8	hW	4-2	Vanderbilt	13-2
M. 12	oW	4-2	Wofford	14-2
M. 14	oW	12-1	Furman	15-2
M. 15	oW	4-0	Furman	16-2

Home games at Grant Field

Coach Kid Clay
147-99-5 (.596)

1921 (18-4-1)

Home: 13-2; Away: 5-2-1; Neutral: 0-0

M. 25	hW	18-0	Cincinnati	1-0
M. 26	hW	17-5	Cincinnati	2-0
A. 1	hW	7-0	Clemson	3-0
A. 2	hW	10-1	Clemson	4-0
A. 8	hL	3-6	Oglethorpe	4-1
A. 9	hW	9-3	Oglethorpe	5-1
A. 15	hW	8-3	Auburn	6-1
A. 19	hW	7-6	Auburn	7-1
A. 22	oW	7-2	N.C. State	8-1
A. 23	oW	6-0	N.C. State	9-1
A. 25	oL	1-8	Georgetown	9-2
A. 26	oW	3-2	Georgetown	10-2
A. 27	oL	2-2	Novy (11)	10-2-1
A. 28	oL	6-3	Maryland	10-3-1
A. 29	oW	2-0	Washington & Lee	11-3-1
A. 30	oW	6-3	Wash. & Lee (12)	12-3-1
M. 6	hW	10-0	N.C. State	13-3-1
M. 7	hL	1-4	N.C. State	13-4-1
M. 13	hW	4-1	Washington & Lee	14-1-1
M. 14	hW	8-4	Washington & Lee	15-4-1
M. 18	hW	5-0	Oglethorpe	16-4-1
M. 20	hW	4-1	Tennessee	17-4-1
M. 21	hW	4-3	Tennessee	18-4-1

Home games at Grant Field

1922 (14-9)

Home: 9-4; Away: 5-5; Neutral: 0-0

M. 16	hL	2-4	Detroit Tigers [exh.]	0-0
M. 17	hL	4-7	Detroit Tigers [exh.]	0-0
M. 24	hW	9-4	Clemson	1-0
M. 25	hW	6-2	Clemson	2-0
A. 1	hL	6-7	Auburn	2-1
A. 8	hW	10-3	Mercer	3-1
A. 12	oW	1-0	Mercer	4-1
A. 15	oL	5-8	Auburn	4-2
A. 16	oW	5-4	Auburn	5-2
A. 20	hL	3-4	Harvard	5-3
A. 21	oL	4-7	Tennessee (5)	5-4
A. 22	oW	8-4	Tennessee	6-4
A. 24	oL	7-8	Georgetown	6-5
A. 25	oL	3-5	Georgetown	6-6
A. 26	oW	13-1	Navy	7-6
A. 27	oW	8-3	Maryland	8-6
A. 28	oL	5-6	Washington & Lee	8-7
A. 29	oW	4-3	Wash. & Lee (10)	9-7
M. 5	hW	4-1	Tennessee	10-7
M. 6	hW	9-5	Tennessee	11-7
M. 12	hL	2-3	Washington & Lee	11-8
M. 13	hW	3-0	Washington & Lee	12-8
M. 18	hW	10-3	Oglethorpe	13-8
M. 19	hL	3-6	Oglethorpe	13-9
M. 20	hW	13-6	Oglethorpe	14-9

Home games at Grant Field

1923 (16-2-2)

Home: 12-2; Away: 3-0-1; Neutral: 1-0-1

M. 28	hW	7-3	Penn State	1-0
M. 29	hW	14-2	Penn State	2-0
M. 31	hL	2-3	Pennsylvania (11)	2-1
A. 5	hW	4-3	Maryland	3-1
A. 6	hW	1-0	Dartmouth (11)	4-1
A. 7	hW	3-2	Dartmouth (10)	5-1
A. 14	hL	3-7	Auburn	5-2
A. 20	hW	2-0	Florida	6-2
A. 21	hW	13-0	Florida	7-2
A. 23	oL	2-2	Auburn (5)	7-2-1
A. 24	oL	1-1	Auburn (6)	7-2-2
A. 25	oW	6-3	Alabama	8-2-2
A. 26	oW	11-2	Alabama	9-2-2
A. 27	oW	9-3	Mercer	10-2-2
A. 28	oW	9-2	Mercer	11-2-2
M. 5	hW	9-3	North Carolina	12-2-2
M. 11	hW	9-5	Kentucky	13-2-2
M. 12	hW	10-2	Kentucky	14-2-2
M. 18	hW	4-2	Oglethorpe	15-2-2
M. 19	hW	3-0	Oglethorpe	16-2-2
J. 9	hL	1-4	North Carolina [exh.]	16-2-2

Home games at Grant Field

1924 (9-14)

Home: 6-7; Away: 3-6; Neutral: 0-1

M. 21	hL	2-4	Ohio State	0-1
M. 22	hW	6-3	Ohio State	1-1
M. 28	hL	3-7	Dartmouth	1-2
M. 29	oL	7-11	Dartmouth (7)	1-3
A. 5	oW	17-5	Auburn	2-3
A. 6	oW	2-0	Auburn	3-3
A. 13	hL	3-4	Notre Dame	3-4
A. 19	hW	2-1	Penn State (11)	4-4
A. 20	hW	5-0	Penn State	5-4
A. 25	oL	4-5	N.C. State	5-5
A. 26	oL	4-5	N.C. State	5-6
A. 28	oL	4-8	Virginia	5-7
A. 29	oW	3-1	Virginia	6-7
M. 1	oL	4-8	Pennsylvania	6-8
M. 2	oL	1-4	Penn State	6-9
M. 3	oL	0-6	Penn State	6-10
M. 6	hL	4-7	Virginia (11)	6-11
M. 7	hW	2-1	Virginia	7-11
M. 9	hL	6-8	Alabama (10)	7-12
M. 14	hW	7-6	Auburn	8-12
M. 15	hW	2-0	Auburn	9-12
M. 16	hL	0-1	Oglethorpe	9-13
M. 17	hL	1-5	Oglethorpe	9-14

Home games at Grant Field

1925 (14-7)

Home: 10-3; Away: 4-4; Neutral: 0-0

M. 20	hW	4-0	Clemson	1-0
M. 21	hW	6-0	Clemson	2-0
M. 27	hW	12-2	Furman	3-0
M. 28	hW	12-3	Furman	4-0
A. 3	hW	7-5	Dartmouth	5-0
A. 4	hL	0-1	Dartmouth	5-1
A. 11	hW	6-1	Notre Dame	6-1
A. 15	hW	21-4	Maryland	7-1
A. 17	oW	9-2	Alabama	8-1
A. 18	oL	10-17	Alabama	8-2
A. 22	hW	8-7	Oglethorpe	9-2
A. 23	hL	1-4	Oglethorpe	9-3
A. 24	hW	25-2	Auburn	10-3
A. 25	oW	10-8	Auburn	11-3
A. 30	oW	4-3	Kentucky	12-3
M. 1	oL	1-2	Vanderbilt	12-4
M. 2	oW	9-5	Vanderbilt	13-4

Home games at Grant Field

M. 8	oL	0-4	Georgia	13-5
M. 9	oL	3-7	Georgia	13-6
M. 15	hW	10-9	Georgia	14-6
M. 16	hL	4-6	Georgia	14-7

Home games at Grant Field

Tech lost exhibition to Atlanta Crackers

1926 (21-4-1)

Home: 12-1-1; Away: 5-3; Neutral: 4-0

M. 19	hW	5-2	Clemson	1-0
M. 20	hL	5-6	Clemson (10)	1-1
M. 26	hW	10-1	Ohio State (7)	2-1
M. 27	hW	11-4	Ohio State	3-1
A. 2	hW	7-0	Notre Dame	4-1
A. 3	hW	12-4	Notre Dame	5-1
A. 9	hW	5-0	Auburn	6-1
A. 10	hW	13-7	Auburn	7-1
A. 14	hW	7-5	Alabama	8-1
A. 15	hL	8-8	Alabama (10)	8-1-1
A. 16	oW	12-6	Alabama	9-1-1
A. 17	oW	12-10	Alabama	10-1-1
A. 21	hW	8-4	Oglethorpe	11-1-1
A. 22	hW	7-3	Oglethorpe	12-1-1
A. 23	hW	13-3	Vanderbilt	13-1-1
A. 24	hW	10-6	Vanderbilt	14-1-1
A. 26	oW	10-5	North Carolina	15-1-1
A. 27	oW	11-3	North Carolina	16-1-1
A. 28	oW	10-2	N.C. State	17-1-1
A. 29	oW	7-5	N.C. State	18-1-1
A. 30	oL	6-7	Virginia	18-2-1
M. 1	oW	7-6	Virginia	19-2-1
M. 7	oL	1-2	Georgia	19-3-1
M. 8	oL	3-5	Georgia	19-4-1
M. 14	oW	7-6	Georgia	20-4-1
M. 15	2W	4-3	Georgia	21-4-1

Home games at Grant Field

1927 (18-10)

Home: 14-3; Away: 3-3; Neutral: 1-4

M. 12	oL	2-6	Atlanta Crackers [exh.]	0-0
M. 18	hW	11-5	Clemson	1-0
M. 19	hW	10-1	Clemson	2-0
M. 25	hW	14-1	Ohio State	3-0
M. 26	hW	9-3	Ohio State	4-0
M. 28	hW	6-3	Washington & Lee	5-0
M. 29	hL	0-2	Washington & Lee	5-1
A. 1	hL	3-10	Mississippi A&M	5-2
A. 2	hL	5-7	Mississippi A&M	5-3
A. 8	oL	2-10	Auburn	5-4
A. 9	oL	6-7	Auburn	5-5
A. 11	hW	3-2	Kentucky	6-5
A. 12	hW	7-5	Kentucky	7-5
A. 15	hW	4-3	Oglethorpe	8-5
A. 16	hW	6-1	Oglethorpe	9-5
A. 20	hW	9-4	Alabama	10-5
A. 21	hW	7-6	Alabama	11-5
A. 22	oL	5-8	Alabama	11-6
A. 23	oW	6-3	Alabama	12-6
A. 25	oL	2-7	Vanderbilt	12-7
A. 26	oW	10-3	Vanderbilt	13-7
A. 29	oL	9-10	Georgia	13-8
A. 30	oL	1-8	Georgia (8)	13-9
M. 4	hW	9-8	North Carolina	14-9
M. 5	hW	12-4	North Carolina (8)	15-9
M. 6	hW	8-7	N.C. State	16-9
M. 7	hW	4-8	N.C. State	17-9
M. 13	oW	10-5	Georgia	18-9
M. 14	oL	8-10	Georgia	18-10

Home games at Grant Field

1928 (15-6)

Home: 12-2; Away: 2-3; Neutral: 1-1

M. 23	hW	14-4	Clemson	1-0
M. 24	hW	7-5	Clemson	2-0
M. 29	hW	12-11	Oglethorpe	3-0
M. 30	hW	5-4	Oglethorpe	4-0
A. 7	hW	8-2	Maryland	5-0
A. 13	hL	3-7	Mercer	5-1
A. 17	atL	4-15	Auburn	5-2
A. 18	atW	11-2	Auburn	6-2
A. 21	hW	7-5	Auburn	7-2
A. 25	atL	3-4	Alabama	7-3
A. 26	atW	5-3	Alabama	8-3
A. 28	hL	1-7	Alabama	8-4
M. 2	hW	1-0	Tennessee	9-4
M. 3	hW	5-4	Tennessee	10-4
M. 4	hW	9-4	Vanderbilt	11-4
M. 5	hW	10-8	Vanderbilt	12-4
M. 11	hW	4-0	South Carolina	13-4
M. 12	hW	3-2	South Carolina	14-4
M. 18	atL	5-9	Georgia	14-5
M. 25	atL	2-3	Georgia	14-6
M. 26	atW	7-5	Georgia	15-6



M. 1	at	5-6	Auburn	0-6
M. 1	at	3-2	Auburn (7)	1-6
M. 7	HW	5-4	Georgia (12)	2-6
M. 8	at	8-13	Georgia	2-7
M. 14	at	16-11	Georgia	3-7
M. 15	HW	6-5	Georgia (10)	4-7

1938 (7-10, 5-8 SEC)

Home: 6-4; Away: 1-6; Neutral: 0-0

A. 13	HL	4-7	Florida	0-1
A. 14	HL	1-11	Florida	0-2
A. 15	HW	7-2	Vanderbilt	1-2
A. 16	HW	4-0	Vanderbilt	2-2
A. 22	HW	7-2	South Carolina	3-2
A. 23	HL	2-3	South Carolina	3-3
A. 27	at	3-6	Auburn	3-4
A. 28	at	9-6	Alabama	3-5
A. 29	at	3-6	Auburn	4-5
A. 30	at	2-9	Auburn	4-6
M. 6	at	3-8	Vanderbilt	4-7
M. 11	HW	6-2	Auburn	5-7
M. 12	HW	5-4	Auburn	6-7
M. 13	at	8-10	Georgia	6-8
M. 14	HL	4-6	Georgia	6-9
M. 20	HW	9-4	Georgia	7-9
M. 21	at	5-6	Georgia	7-10

1939 (7-10, 3-9 SEC)

Home: 5-3; Away: 2-7; Neutral: 0-0

A. 7	at	2-14	Florida (7)	0-1
A. 8	at	3-5	Florida	0-2
A. 14	at	2-5	Auburn	0-3
A. 15	at	4-11	Auburn	0-4
A. 17	at	3-12	Vanderbilt	0-5
A. 18	at	7-3	Vanderbilt	1-5
A. 21	at	7-9	South Carolina	1-6
A. 22	at	12-4	South Carolina	2-6
A. 28	HL	4-10	Vanderbilt	2-7
M. 1	HL	2-11	Auburn	2-8
M. 2	HW	5-4	Auburn	3-8
M. 5	HW	8-4	Pensacola NAS	4-8
M. 6	HW	7-6	Pensacola NAS	5-8
M. 9	HW	10-4	Presbyterian	6-8
M. 12	HW	9-3	Georgia	7-8
M. 19	at	0-3	Georgia	7-9
M. 20	HL	2-11	Georgia	7-10

Coach Roy Mundorff
26-36-1 (.421)**1940 (5-10-1, 5-9-1 SEC)**

Home: 5-6; Away: 0-4-1; Neutral: 0-0

M. 29	HL	3-4	Presbyterian	0-1
A. 5	HW	4-2	Auburn	1-1
A. 6	HL	1-7	Auburn	1-2
A. 8	HL	5-9	Tennessee	1-3
A. 9	HW	8-0	Tennessee	2-3
A. 12	at	1-1	Florida (6)	2-3-1
A. 13	at	1-7	Florida	2-4-1
A. 20	at	0-2	Auburn	2-5-1
A. 26	HW	6-0	Vanderbilt	3-5-1
A. 27	HW	7-5	Vanderbilt	4-5-1
M. 3	at	3-5	Georgia	4-6-1
M. 4	HL	3-4	Georgia	4-7-1
M. 6	HW	9-8	Florida	5-7-1
M. 7	HL	5-8	Florida	5-8-1
M. 10	HL	3-4	Georgia	5-9-1
M. 11	at	3-11	Georgia	5-10-1

1941 (10-8, 10-8 SEC)

Home: 4-6; Away: 6-2; Neutral: 0-0

A. 4	HW	9-4	Tennessee	1-0
A. 5	HW	16-6	Tennessee	2-0
A. 9	at	8-7	Vanderbilt	3-0
A. 10	at	11-4	Vanderbilt	4-0
A. 11	at	12-5	Kentucky	5-0
A. 12	at	—	Kentucky	6-0
A. 16	at	5-3	Auburn	7-0
A. 17	at	7-4	Auburn	8-0
A. 23	HL	3-5	Florida	8-1
A. 24	HW	4-1	Florida	9-1
A. 25	HW	7-5	Vanderbilt	10-1
A. 26	HL	4-7	Vanderbilt	10-2
A. 28	HL	6-9	Auburn	10-3
A. 29	HL	3-7	Auburn	10-4
M. 2	HL	7-9	Georgia	10-5
M. 3	at	5-20	Georgia	10-6
M. 9	at	2-5	Georgia	10-7
M. 10	HL	7-9	Georgia	10-8

1942 (8-10, 7-7 SEC)

Home: 7-3; Away: 1-7; Neutral: 0-0

A. 3	HW	9-6	Presbyterian	1-0
A. 4	HL	4-14	Presbyterian	1-1
A. 6	HW	10-7	Kentucky	2-1
A. 7	HW	6-5	Kentucky	3-1
A. 10	at	1-7	Auburn	3-2
A. 11	at	4-8	Auburn	3-3
A. 17	HW	8-1	Vanderbilt	4-3

A. 18	HW	6-4	Vanderbilt	5-3
A. 20	HW	15-10	Auburn	6-3
A. 21	HL	9-11	Auburn	6-4
A. 24	at	10-7	Vanderbilt	7-4
A. 25	at	7-10	Vanderbilt	7-5
A. 29	at	5-19	Georgia	7-6
M. 1	HL	1-5	Georgia	7-7
M. 2	at	0-13	Georgia	7-8
M. 5	HW	7-4	Georgia	8-8
M. 8	at	2-5	Pensacola NAS	8-9
M. 9	at	6-7	Pensacola NAS (10)	8-10

1943 (3-8, 2-5 SEC)

Home: 1-3; Away: 2-5; Neutral: 0-0

A. 7	at	3-10	Fort Benning	0-1
A. 9	HL	1-10	Alabama	0-2
A. 16	at	1-2	Vanderbilt (6)	0-3
A. 17	at	2-3	Vanderbilt (11)	0-4
A. 24	HL	4-5	Clemson	0-5
A. 30	HW	8-0	Vanderbilt	1-5
M. 1	HL	2-8	Vanderbilt	1-6
M. 7	at	14-6	Clemson	2-6
M. 8	at	10-11	Clemson	2-7
M. 14	at	15-4	Alabama	3-7
M. 15	at	2-6	Alabama	3-8

1944 (no team)**1945 (no team)**Coach Joe Pittard
169-173-7 (.497)**1946 (10-2, 0-0 SEC)**

Home: 6-1; Away: 3-1; Neutral: 1-0

J. 31	HW	12-4	Dorcht's Bakery	1-0
A. 2	HW	4-0	Covington Mills	2-0
A. 6	HW	2-1	Georgia	3-0
A. 9	at	14-6	Georgia	4-0
A. 13	HW	8-2	North Georgia Coll.	5-0
A. 14	at	22-7	Georgia	6-0
A. 16	HW	9-3	Georgia	7-0
A. 21	HW	14-4	North Georgia Coll.	8-0
A. 24	at	11-9	Covington Mills	9-0
A. 25	25W	10-9	Chicopee Mills	10-0
A. 27	at	2-3	Marietta	10-1
A. 29	HL	1-6	Chicopee Mills	10-2

Season played in July and August

1947 (7-6, 6-6 SEC)

Home: 4-3; Away: 3-3; Neutral: 0-0

M. 6	HW	8-7	Ga. Teachers Coll.	1-0
M. 9	at	8-10	Vanderbilt	1-1
M. 10	at	6-5	Vanderbilt	2-1
M. 16	at	6-4	Georgia	3-1
M. 17	HL	2-11	Georgia	3-2
M. 19	at	4-8	Auburn	3-3
M. 20	at	4-17	Auburn	3-4
M. 23	HW	8-5	Vanderbilt	4-4
M. 24	HL	5-10	Vanderbilt	4-5
M. 26	HW	12-2	Auburn	5-5
M. 27	HL	5-14	Auburn	5-6
M. 30	HW	8-7	Georgia	6-6
M. 31	at	18-5	Georgia	7-6

**Tech in the
Final Polls**

Year	CB	BA	USA
1965	8	—	—
1967	16	—	—
1971	10	—	—
1985	17	—	—
1986	17	18	—
1987	25	13	—
1988	29	23	—
1991	26	—	—
1992	24	22	19
1993	13	8	9
1994	2	2	2
1996	18	22	20
1997	10	17	11
1998	15	19	20
2000	10	6	10
2001	—	—	21
2002	5	8	5
2003	14	17	16
2004	11	10	12
2005	10	10	10
2006	8	7	7
2007	—	—	—
2008	24	—	24
2009	18	20	18
2010	17	18	17
2011	19	20	20
2012	—	—	—

1948 (11-9, 11-7 SEC)

Home: 8-2; Away: 3-5; Neutral: 0-2

A. 2	HW	8-6	Vanderbilt	1-0
A. 3	HW	8-6	Vanderbilt	2-0
A. 14	HW	9-1	Tennessee	3-0
A. 15	HW	9-7	Tennessee	4-0
A. 16	at	4-17	Auburn	4-1
A. 17	at	10-8	Auburn	5-1
A. 23	at	14-8	Tennessee	6-1
A. 24	at	4-8	Tennessee	6-2
A. 30	HL	5-8	Kentucky	6-3
M. 1	HW	18-6	Kentucky	7-3
M. 8	at	4-5	Kentucky	7-4
M. 8	at	12-8	Kentucky	8-4
M. 14	HL	9-11	Georgia	8-5
M. 15	HW	14-10	Georgia	9-5
M. 17	HW	13-8	Auburn	10-5
M. 18	HW	12-6	Auburn	11-5
M. 21	at	11-13	Georgia	11-6
M. 22	at	3-8	Georgia	11-7
J. 10	36L	0-15	North Carolina	11-8
J. 11	36L	2-3	G. Washington (11)	11-9

*Southern Championship (NCAA play-in)

1949 (10-14, 9-11 SEC)

Home: 6-6; Away: 4-8; Neutral: 0-0

M. 21	at	13-9	Rollins	1-0
M. 22	at	1-6	Rollins	1-1
M. 23	at	8-10	Rollins	1-2
M. 24	at	1-11	Florida	1-3
M. 25	HL	5-9	Michigan State	1-4
M. 26	HL	2-7	Michigan State	1-5
A. 8	HL	7-14	Kentucky	1-6
A. 9	HL	8-9	Kentucky	1-7
A. 13	HW	9-4	Tennessee	2-7
A. 14	HW	19-16	Tennessee	3-7
A. 15	HL	8-12	Auburn	3-8
A. 16	HW	5-3	Auburn	4-8
A. 20	at	5-3	Tennessee	5-8
A. 21	at	8-9	Tennessee	5-9
A. 25	at	8-2	Auburn	6-9
A. 26	at	3-4	Auburn	6-10
A. 29	HL	3-6	Florida	6-11
A. 30	HW	11-1	Florida	7-11
M. 6	at	18-13	Kentucky	8-11
M. 7	at	1-9	Kentucky	8-12
M. 13	at	6-7	Georgia	8-13
M. 14	HW	9-8	Georgia	9-13
M. 20	HW	8-7	Georgia	10-13
M. 21	at	7-8	Georgia	10-14

1950 (7-11, 7-11 SEC)

Home: 4-5; Away: 3-6; Neutral: 0-0

M. 31	HL	3-5	Vanderbilt	0-1
A. 1	HW	13-9	Vanderbilt	1-1
A. 5	HL	6-10	Kentucky	1-2
A. 6	HL	9-14	Kentucky	1-3
A. 12	HW	6-3	Tennessee	2-3
A. 13	HL	5-17	Tennessee	2-4
A. 14	at	5-9	Auburn	2-5
A. 15	at	9-8	Auburn	3-5
A. 21	at	23-2	Vanderbilt	4-5
A. 22	at	3-11	Vanderbilt	4-6
A. 26	at	3-4	Tennessee	4-7
A. 27	at	8-17	Tennessee	4-8
A. 28	at	2-7	Kentucky	4-9
M. 5	HW	8-4	Auburn	5-9
M. 6	HL	3-8	Auburn	5-10
M. 13	HW	5-4	Georgia	6-10
M. 17	at	5-3	Georgia	7-10
M. 18	at	3-7	Georgia	7-11

1951 (11-12, 8-12 SEC)

Home: 6-4; Away: 5-8; Neutral: 0-0

M. 19	at	18-7	Stetson	1-0
M. 21	at	7-10	Florida	1-1
M. 22	at	10-8	Florida	2-1
M. 23	at	11-10	Florida Southern	3-1
M. 24	at	20-2	Florida Southern	4-1
M. 30	HL	2-23	Auburn	4-2
M. 31	HW	11-9	Auburn	5-2
A. 4	HL	11-15	Tennessee	5-3
A. 5	HL	11-12	Tennessee	5-4
A. 13	at	1-2	Tennessee	5-5
A. 14	at	3-4	Kentucky	5-6
A. 14	at	5-4	Kentucky	6-6
A. 18	at	5-15	Florida	6-7
A. 20	HW	14-11	Vanderbilt	7-7
A. 21	HW	22-8	Vanderbilt	8-7
A. 25	at	6-7	Florida	8-8
A. 28	at	1-6	Auburn	8-9
M. 4	at	6-7	Georgia	8-10
M. 5	at	4-6	Georgia	8-11
M. 11	HW	4-0	Georgia	9-11
M. 12	HW	8-7	Georgia	10-11
M. 14	HW	16-11	Kentucky	11-11
M. 15	HL	8-9	Kentucky	11-12

All-Time Scores

A 15	aW	4-3	Georgia	8-3-2
A 17	hW	5-1	Auburn	9-3-2
A 24	hL	1-4	Kentucky	9-4-2
A 25	hW	5-4	Kentucky	10-4-2
A 25	hW	15-1	Kentucky	11-4-2
M 1	hW	2-1	Florida	12-4-2
M 2	hW	17-8	Florida	13-4-2
M 6	aL	3-4	Georgia	13-5-2
M 8	hW	6-2	Georgia	14-5-2
M 9	hW	12-7	Georgia	15-5-2
M 18	aW+	4-3	Mississippi	16-5-2
M 19	hL+	5-8	Mississippi	16-6-2
M 20	hL+	7-11	Mississippi	16-7-2
J 4	9L*	6-9	Clemson	16-8-2
J 5	9W*	7-2	Geo. Washington	17-8-2
J 6	9L*	9-16	Florida State	17-9-2

#Miami Sports Carnival

*SEC Playoff

*NCAA District 3 Playoffs

1960 (14-11, 9-7 SEC)

Home: 6-4; Away: 6-7; Neutral: 2-0

M 21	aW	12-3	Stetson	1-0
M 22	aW	9-8	Stetson	2-0
M 24	hW	13-0	Army	3-0
M 24	aL	1-5	Miami	3-1
M 25	hW	5-2	Army	4-1
M 26	aL	3-4	Miami	4-2
M 31	aL	0-10	Clemson	4-3
A 1	hW	3-2	Auburn	5-3
A 2	hL	4-5	Auburn	5-4
A 8	hL	10-11	Kentucky	5-5
A 9	hW	4-3	Kentucky	6-5
A 11	hW	17-6	Tennessee	7-5
A 12	hW	6-1	Tennessee	8-5
A 15	hL	3-11	Florida	8-6
A 16	hL	8-14	Florida	8-7
A 22	aW	7-6	Auburn	9-7
A 23	aW	12-0	Auburn	10-7
A 25	aW	14-4	Vanderbilt	11-7
A 29	hW	9-0	Georgia	12-7
M 3	hW	12-2	Mercer	13-7
M 6	aW	5-2	Florida	14-7
M 7	aL	4-5	Florida	14-8
M 10	aL	7-9	Mercer	14-9
M 13	aL	4-9	Georgia	14-10
M 14	aL	8-11	Georgia	14-11

1961 (6-16-2, 6-11 SEC)

Home: 3-5; Away: 3-10-1; Neutral: 0-1-1

M 20	aL	1-4	Stetson	0-1
M 21	aL	2-10	Stetson	0-2
M 23	hL	2-2	Army	0-2-1
M 23	aL	3-10	Miami	0-3-1
M 24	hL	6-7	Army (7)	0-4-1
M 25	aL	5-5	Miami	0-4-2
M 27	hW	8-5	Vanderbilt	1-4-2
A 1	hL	6-7	Auburn	1-5-2
A 1	hL	10-12	Auburn (7)	1-6-2
A 7	aL	6-14	Georgia	1-7-2
A 8	aW	6-5	Georgia	2-7-2
A 14	aL	3-5	Florida	2-8-2
A 15	aL	0-11	Florida	2-9-2
A 19	hL	5-12	Georgia (7)	2-10-2
A 19	hW	6-2	Georgia (7)	3-10-2
A 21	aL	13-24	Auburn	3-11-2
A 22	aL	5-9	Auburn	3-12-2
A 26	aW	12-7	Tennessee	4-12-2
A 27	aW	8-1	Tennessee	5-12-2
A 28	aL	15-16	Kentucky (10)	5-13-2
A 29	aL	0-15	Kentucky (7)	5-14-2
M 2	hL	5-15	Clemson	5-15-2
M 5	hW	2-1	Florida	6-15-2
M 6	hL	1-12	Florida	6-16-2

Coach Jim Luck
320-280-5 (533)

1962 (8-16, 6-11 SEC)

Home: 5-6; Away: 3-10-1; Neutral: 0-0

M 19	aL	4-10	Florida State	0-1
M 20	aL	8-9	Florida State	0-2
M 21	aL	6-7	Florida State (10)	0-3
M 23	aL	1-9	Auburn	0-4
M 24	aL	2-3	Auburn	0-5
M 27	aL	0-11	Georgia	0-6
M 30	hL	6-8	Auburn	0-7
A 4	hW	9-4	Tennessee	1-7
A 5	hW	5-4	Tennessee	2-7
A 7	hL	3-4	Kentucky (8)	2-8
A 7	hW	6-4	Kentucky (7)	3-8
A 13	hL	1-12	Florida	3-9
A 14	hL	5-9	Florida	3-10
A 18	aL	6-7	Georgia	3-11
A 21	hL	6-9	Clemson	3-12
A 21	hL	4-18	Clemson (7)	3-13
A 24	aL	1-2	Georgia	3-14
A 27	aW	12-1	Vanderbilt	4-14
A 28	aW	11-9	Vanderbilt	5-14

M 1	hW	8-7	Georgia	6-14
M 4	aL	4-15	Florida	6-15
M 5	aL	2-7	Florida	6-16
M 8	hW	12-2	Mercer	6-17
M 12	aW	2-1	Mercer	6-18

1963 (9-18, 4-13 SEC)

Home: 3-9; Away: 5-8; Neutral: 1-1

M 18	aL	5-7	Florida Southern	0-1
M 19	hW	9-8	Ohio State	1-1
M 20	hL	0-5	Ohio State	1-2
M 21	aW	5-0	Rollins	2-2
M 22	aL	5-12	Florida	2-3
M 23	aL	2-14	Florida	2-4
M 27	hL	4-6	Clemson	2-5
M 29	hL	3-11	Auburn	2-6
M 30	hL	3-5	Auburn	2-7
A 3	aW	10-8	Clemson	3-7
A 5	hL	8-9	Vanderbilt	3-8
A 9	aL	0-4	Auburn	3-9
A 10	aL	4-6	Auburn	3-10
A 12	hL	3-6	North Carolina	3-11
A 13	hL	6-15	Georgia	3-12
A 16	aL	2-4	Georgia	3-13
A 19	hL	8-11	Florida	3-14
A 20	hW	7-2	Florida	4-14
A 24	aL	10-13	Kentucky	4-15
A 25	aW	5-3	Kentucky	5-15
A 26	aW	4-2	Tennessee	6-15
A 27	aW	7-6	Tennessee	7-15
M 3	hL	0-5	Georgia	7-16
M 4	aL	8-12	Georgia	7-17
M 14	hW	5-0	Mercer	8-17
M 16	hL	5-10	Florida State (7)	8-18
M 16	hW	5-4	Florida State (7)	9-18

1964 (9-15, 3-10 SEC)

Home: 6-7; Away: 1-8; Neutral: 2-0

M 23	aL#	0-5	Florida State	0-1
M 24	aL#	2-3	Florida State	0-2
M 25	10W#7-4	N.E. Louisiana State	1-2	
M 26	10W#3-2	N.E. Louisiana State	2-2	
M 27	aL	1-2	Florida	2-3
A 2	aL	1-2	Georgia	2-4
A 3	hW	6-3	Furman	3-4
A 4	hW	4-3	Furman	4-4
A 9	hL	1-7	Morehead State	4-5
A 10	hL	4-10	Auburn	4-6
A 11	hL	6-8	Auburn	4-7
A 14	aL	4-22	Clemson	4-8
A 17	hL	3-17	Florida	4-9
A 18	hW	4-2	Florida	5-9
A 21	hL	1-14	Florida State	5-10
A 24	aL	0-1	Vanderbilt	5-11
A 25	aW	2-1	Vanderbilt	6-11
A 29	hW	4-3	Tennessee	7-11
A 30	hL	3-4	Tennessee	7-12
M 5	hL	0-4	Georgia	7-13
M 8	aL	1-5	Auburn	7-14
M 9	aL	2-10	Auburn	7-15
M 12	hW	9-7	Mercer	8-15
M 14	hW	4-3	Clemson	9-15

#Florida State Invitational

1965 (20-8-2)

Home: 12-3-1; Away: 7-5-1; Neutral: 1-0

M 22	aW	5-3	Jacksonville	1-0
M 23	aW	8-1	Jacksonville	2-0
M 24	aW	6-4	Rollins	3-0
M 25	aW	10-5	Rollins	4-0
M 26	hW	15-2	Milligan	5-0
M 27	aW	11-1	Stetson	6-0
M 30	hW	8-5	William Jewell	7-0
M 31	hW	1-0	William Jewell	8-0
A 1	aL	1-10	Georgia	8-1
A 3	aL	2-4	Clemson	8-2
A 3	aL	6-6	Clemson	8-2-1
A 6	hL	4-12	Georgia	8-3-1
A 9	aL	3-12	Auburn	8-4-1
A 10	aL	0-4	Auburn	8-5-1
A 12	hL	1-5	Miami	8-6-1
A 13	hL	1-2	Miami	8-7-1
A 16	hW	3-0	North Carolina	9-7-1
A 17	hW	6-5	North Carolina	10-7-1
A 19	hW	6-3	Xavier	11-7-1
A 20	hW	3-1	Georgia	12-7-1
A 28	hW	12-5	Florida	13-7-1
A 29	hW	4-3	Florida	14-7-1
M 1	aW	2-0	Furman	15-7-1
M 4	aL	5-10	Georgia	15-8-1
M 7	hW	5-4	Auburn	16-8-1
M 8	hW	13-5	Auburn	17-8-1
M 11	hL	4-4	Clemson	17-8-2
M 12	hW	11-5	Mercer	18-8-2
M 14	hW	7-1	Berry	19-8-2
M 15	aW	6-2	Mercer	20-8-2



The 1959 YELLOW JACKETS were the first Georgia Tech baseball team to reach the NCAA Playoffs. Led by pitcher Bud Blemker and outfielder Roger Kaiser, Tech finished the season with a 17-9-2 record.

1966 (14-16)

Home: 10-8; Away: 4-8; Neutral: 0-0

M 21	aL	1-6	Valdosta State	0-1
M 22	aL	2-4	Valdosta State (7)	0-2
M 22	aL	2-4	Valdosta State (7)	0-3
M 23	aL	1-14	Rollins	0-4
M 24	aL	0-2	Rollins	0-5
M 25	aW	6-1	Florida Southern	1-5
M 26	aL	3-4	Florida Southern	1-6
A 1	hW	11-2	Milligan	2-6
A 2	hW	19-1	Milligan	3-6
A 6	hL	3-4	Georgia	3-7
A 9	hW	6-0	Furman	4-7
A 11	hL	0-3	North Carolina	4-8
A 13	aW	11-2	Georgia	5-8
A 15	hL	6-8	Notre Dame	5-9
A 16	hW	9-2	Notre Dame	6-9
A 18	aL	9-14	Clemson	6-10
A 23	aL	1-2	Auburn (7)	6-11
A 23	aW	8-2	Auburn (7)	7-11
M 2	aW	3-0	Mercer (12)	8-11
M 4	hL	2-4	Georgia	8-12
M 6	hL	2-7	Memphis State	8-13
M 7	hW	2-0	Memphis State	9-13
M 10	hL	2-4	West Georgia	9-14
M 11	hW	7-5	Mercer	10-14
M 14	hL	1-4	Miami (7)	10-15
M 14	hW	5-3	Miami (7)	11-15
M 17	hL	0-1	Auburn	11-16
M 18	hW	13-3	Auburn	12-16
M 19	hW	10-3	Berry	13-16
M 20	hW	4-1	Clemson	14-16

1967 (21-11)

Home: 14-7; Away: 7-4; Neutral: 0-0

M 18	hW	5-4	East Tennessee St.	1-0
M 24	aW	9-2	Valdosta State	2-0
M 25	aL	4-9	Valdosta State	2-1
M 29	hW	14-1	Davidson	3-1
M 30	hW	9-0	Davidson	4-1
M 31	hW	10-2	Milligan	5-1
A 1	hW	14-7	Milligan	6-1
A 4	aL	1-10	Clemson	6-2
A 5	hW	8-2	Georgia	7-2
A 8	hW	8-2	Parsons	8-2
A 12	hL	3-7	Furman	8-3
A 14	hL	2-4	Auburn (13)	8-4
A 15	hL	6-9	Auburn (12)	8-5
A 18	aW	4-3	Georgia	9-5
A 21	hW	6-2	Miami	10-5
A 22	hW	2-1	Miami (7)	11-5
A 22	hW	4-2	Miami (7)	12-5
A 25	hW	13-6	Georgia	13-5
A 27	aW	6-1	Furman	14-5
A 29	hW	9-2	David Lipscomb	15-5
M 2	aL	1-2	Georgia	15-6
M 5	hL	1-4	Erskine	15-7
M 6	hL	0-4	Clemson	15-8
M 9	hW	4-0	Mercer	16-8
M 10	aW	5-2	Erskine	17-8
M 12	aW	3-1	Berry	18-8
M 13	hW	5-3	West Georgia (7)	19-8
M 13	hL	0-5	West Georgia (7)	19-9
M 15	aW	9-2	Mercer	20-9
M 17	hL	3-5	Berry	20-10
M 19	hW	12-8	Auburn	21-10
M 20	aL	6-8	Auburn	21-11

1968 (21-13)

Home: 18-9; Away: 2-4; Neutral: 1-0

M 18	hW	7-6	East Tenn. State	1-0
M 19	hW	7-5	East Tenn. State	2-0
M 20	hW	14-3	Alma College	3-0
M 21	hL	4-5	Alma College	3-1
M 23	hL	4-3	Earlham	4-1
M 24	hW	10-3	DePauw	5-1
M 25	hW	2-1	Milligan	6-1
M 26	hW	7-6	Milligan	7-1
M 29	hW	23-3	Hillsdale	8-1

M 30	hW	9-1	Hillsdale	9-1
A 1	hW	6-1	Hillsdale	10-11
A 1	hL	6-8	William Jewell	10-2
A 3	hL	9-20	Tennessee	10-3
A 4	hL	4-5	Tennessee	10-4
A 6	hL	4-5	UT-Chattanooga	10-5
A 11	hW	16-4	Anderson College	11-5
A 12	hW	14-10	Anderson College	12-5
A 13	hL	2-3	Indiana Central	12-6
A 15	oL	3-6	Clemson	12-7
A 16	hW	5-4	Erskine	13-7
A 19	hW	4-3	North Carolina	14-7
A 20	hL	3-10	North Carolina	14-8
A 23	aW	6-2	Georgia	15-8
A 25	hW	10-9	Berry	16-8
A 26	hW	8-0	Jacksonville	17-8
A 27	hL	0-1	Jacksonville	17-9
M 1	oL	2-3	Furman	17-10
M 2	hL	11-14	Georgia	17-11
M 4	hW	7-0	Clemson	18-11
M 7	aW	12-3	Mercer	19-11
M 8	oL	4-5	Georgia	19-12
M 9	hW	6-5	Furman	20-12
M 13	11W	1-0	Georgia	21-12
M 17	oL	1-6	Tennessee	21-13



Georgia Tech's 1971 team posted a 31-6 overall record and advanced to the finals of the NCAA District 3 Playoffs under the direction of head coach Jim Luck.

A 13	hW	8-4	Clemson	17-1
A 15	hW	8-2	Lewis University	18-1
A 16	hL	5-9	Lewis University	18-2
A 21	aW	4-1	Clemson	19-2
A 23	hW	4-3	Jacksonville	20-2
A 24	hW	8-2	Jacksonville	21-2
A 27	hW	9-7	Georgia	22-2
M 4	aW	9-1	Georgia	23-2
M 7	hW	6-0	Georgia State	24-2
M 7	hW	6-0	Georgia State	25-2
M 10	hW	7-0	Georgia	26-2
M 11	aW	8-2	Georgia State	27-2
M 14	aL	8-12	Jacksonville	27-3
M 15	aL	1-7	Jacksonville	27-4
M 17	11W	3-1	Georgia	28-4
M 27	9L	3-4	Miami	28-5
M 28	9W	3-4	Maryland	29-5
M 29	9W	5-3	Miami	30-5
M 29	9W	20-8	Mississippi State	31-5
M 30	9L	2-5	Mississippi State	31-6

*NCAA District 3 Playoffs

1972 (21-10)

Home: 18-6; Away: 2-4; Neutral: 1-0

M 19	hL	2-7	North Carolina	0-1
M 20	hW	18-1	Earlham	1-1
M 21	hW	7-2	Earlham	2-1
M 22	hL	1-13	Ohio University	2-2
M 23	hW	21-10	Duke	3-2
M 24	hW	20-1	Duke	4-2
M 26	hW	5-2	Middle Tenn. State	5-2
M 27	hW	8-6	Milligan	6-2
M 28	hW	7-6	Milligan	7-2
A 1	hW	2-0	Erskine (7)	8-2
A 1	hW	4-0	Erskine (7)	9-2
A 3	hW	9-3	Hillsdale	10-2
A 4	hW	6-5	Hillsdale	11-2
A 5	hL	6-7	Wake Forest	11-3
A 6	hW	8-5	Wake Forest	12-3
A 9	aL	0-1	Clemson	12-4
A 14	hL	2-3	Memphis State	12-5
A 15	hL	3-22	Memphis State	12-6
A 19	aL	1-3	Georgia	12-7
A 21	hL	2-6	Jacksonville	12-8
A 25	hW	6-5	Georgia	13-8
A 27	hW	9-2	Georgia State	14-8
A 29	aL	2-4	Florida State	14-9
A 30	aL	3-8	Florida State	14-10
M 5	hW	4-0	Mercer	15-10
M 7	11W	2-1	Georgia (10)	16-10
M 8	aW	13-10	Georgia State	17-10
M 11	aW	5-0	Mercer	18-10
M 12	hW	5-4	South Carolina	19-10
M 19	hW	4-2	Georgia Southern	20-10
M 20	hW	3-2	Georgia Southern	21-10

1973 (20-6-2)

Home: 16-4-1; Away: 3-2-1; Neutral: 1-0

M 22	hW	13-4	DePauw	1-0
M 23	hW	13-6	Cleveland State	2-0
M 24	hW	12-5	Hillsdale	3-0
M 24	hL	1-2	Bowling Green	3-1
M 26	hW	2-1	Yale	4-1
M 27	hW	3-2	Yale	5-1
M 28	aW	4-1	UT-Chattanooga	6-1
M 30	hW	3-1	Milligan	7-1
A 2	hL	4-6	Virginia	7-2
A 3	hT	11-11	Virginia	7-2-1
A 6	hW	4-2	Erskine	8-2-1
A 9	hW	10-3	Stetson	9-2-1
A 10	hW	4-2	Stetson	10-2-1
A 13	hW	7-1	Tulane	11-2-1
A 14	hW	3-2	Tulane	12-2-1
A 19	hW	8-2	Old Dominion	13-2-1
A 21	hW	5-3	W. Carolina (10)	14-2-1
A 28	hW	1-0	Florida State	15-2-1
A 29	hW	3-2	Florida State	16-2-1
M 1	aW	2-1	Georgia	17-2-1
M 2	hW	4-3	Mercer	18-2-1

M 4	aW	7-6	Mercer	19-2-1
M 11	aT	2-2	South Carolina (5)	19-2-2
M 12	aL	3-11	South Carolina	19-3-2
M 13	aL	0-2	South Carolina	19-4-2
M 14	11W	3-2	Georgia (12)	20-4-2
M 16	hL	5-6	Georgia Southern	20-5-2
M 16	hL	2-13	Georgia Southern	20-6-2

1974 (20-17)

Home: 20-9; Away: 0-6; Neutral: 0-2

M 4	hL	6-14	Virginia	0-1
M 5	hW	4-2	Virginia	1-1
M 6	hW	8-3	Virginia	2-1
M 9	hW	10-2	Olivet	3-1
M 9	hW	10-1	Olivet	4-1
M 10	hL	5-7	Maryland	4-2
M 11	hW	15-9	West Georgia	5-2
M 22	hW	8-0	Earlham	6-2
M 22	hL	3-7	Cleveland State	6-3
M 23	hW	7-1	Hillsdale	7-3
M 23	hL	2-3	Bowling Green	7-4
M 24	hW	5-3	Western Michigan	8-4
M 30	hW	10-4	Hillsdale	9-4
M 31	hW	7-5	Harvard	10-4
A 3	hW	11-7	Clemson	11-4
A 5	hW	12-4	Erskine	12-4
A 6	hW	15-10	Erskine	13-4
A 7	aL	5-10	Georgia Southern	13-5
A 9	aL	3-12	Georgia	13-6
A 10	hW	6-1	Old Dominion	14-6
A 13	aL	2-4	South Carolina	14-7
A 13	aL	1-4	South Carolina	14-8
A 15	hW	9-0	UT-Chattanooga	15-8
A 17	aL	8-10	Clemson	15-9
A 19	hL	3-7	Stetson	15-10
A 20	hW	18-5	Stetson	16-10
A 23	aL	11-16	Georgia	16-11
A 25	hW	13-12	Kentucky	17-11
A 27	hL	5-10	Western Carolina	17-12
A 28	hW	10-6	Western Carolina	18-12
A 30	hW	10-9	Georgia	19-12
M 2	hL	12-13	West Georgia	19-13
M 6	hW	7-4	Mercer	20-13
M 11	hL	3-6	South Carolina	20-14
M 11	hL	1-12	South Carolina	20-15
M 12	11L	3-5	Georgia	20-16
M 15	12L	7-11	Auburn	20-17

1975 (12-17)

Home: 11-11; Away: 0-5; Neutral: 1-1

M 9	hW	14-7	Marietta (Ohio)	1-0
M 20	hW	22-7	Earlham	2-0
M 21	hW	41-0	Earlham	3-0
M 22	hW	11-1	Olivet	4-0
M 22	hW	10-1	Olivet	5-0
M 23	hW	6-4	Cleveland State	6-0
M 25	hL	1-10	Cleveland State	6-1
M 26	hL	4-5	Old Dominion	6-2
M 27	aL	0-1	Mercer	6-3
M 28	aL	2-3	West Georgia	6-4
M 29	hW	12-2	Hillsdale	7-4
M 29	hW	11-5	Anderson College	8-4
M 31	hW	3-1	Erskine	9-4
A 1	hW	11-2	Erskine	10-4
A 5	hW	10-7	Hillsdale	11-4
A 5	hL	4-9	Milligan	11-5
A 8	hL	3-10	Clemson	11-6
A 12	aL	0-11	Florida State	11-7
A 13	aL	3-9	Florida State	11-8
A 22	hL	3-18	Clemson	11-9
A 23	hL	1-5	Georgia	11-10
A 26	hL	5-7	Western Carolina	11-11
A 30	hL	6-9	Georgia Southern	11-12
M 6	aL	3-4	Georgia	11-13
M 9	hL	3-10	Shorter College	11-14
M 12	11W	9-8	Georgia	12-14
M 20	hL	0-6	South Carolina	12-15
M 20	hL	1-20	South Carolina	12-16
M 21	12L	5-6	Auburn	12-17

1976 (12-22)

Home: 12-14; Away: 0-4; Neutral: 0-4

M 7	hL	7-9	Virginia	0-1
M 7	hW	3-2	Virginia	1-1
M 8	hL	4-10	Olivet	1-2
M 8	hW	7-0	Olivet	2-2
M 11	hL	3-5	Old Dominion	2-3
M 12	hL	1-5	Mercer	2-4
M 22	hL	6-11	Cleveland State	2-5
M 23	hW	5-1	Milligan	3-5
M 24	hW	10-7	Cleveland State	4-5
M 26	hW	11-9	Erskine	5-5
M 27	hW	13-4	Hillsdale	6-5
A 2	hW	4-3	Hope College	7-5
A 4	hW	12-3	Northwood Institute	8-5
A 3	hW	2-1	Hillsdale	9-5
A 3	hL	5-10	Troy State	9-6
A 5	hL	3-12	Clemson	9-7
A 8	hL	2-15	West Georgia	9-8
A 10	hW	14-10	Western Carolina	10-8
A 11	hW	9-0	Western Carolina	11-8
A 12	hL	10-12	Clemson	11-9
A 16	hL	2-10	UNC-Wilmington	11-10
A 17	hL	3-6	UNC-Wilmington	11-11
A 20	hL	7-20	Georgia	11-12
A 23	aL	6-8	Mercer	11-13
A 24	hL	1-3	USC-Aiken	11-14
A 27	aL	3-6	South Carolina	11-15
A 27	aL	0-8	South Carolina	11-16
M 2	hL	6-18	Florida State	11-17
M 2	hW	4-3	Florida State	12-17
M 5	aL	1-4	Georgia	12-18
M 10	11L	5-6	Georgia	12-19
M 13	24L	5-9	West Georgia	12-20
M 15	13L	3-6	Louisville	12-21
M 18	12L	4-6	Auburn	12-22

*Metro Tournament

1977 (18-12)

Home: 15-8; Away: 2-1; Neutral: 1-3

M 5	hW	7-1	Slippery Rock	1-0
M 9	hW	10-0	Old Dominion	2-0
M 20	hL	3-6	Milligan	2-1
M 23	hL	1-7	Cleveland State	2-2
M 23	hW	7-5	Cleveland State	3-2
M 24	hW	9-2	Baldwin-Wallace	4-2
M 25	hW	9-6	Hope College	5-2
A 1	hW	7-1	Northwood Institute	6-2
A 2	hW	8-6	Greenville (Ill.)	7-2
A 5	hW	18-3	Centenary	8-2
A 6	1L	0-7	Atlanta Braves [exh.]	8-2
A 7	hW	11-7	Indiana-Purdue	9-2
A 8	hL	7-8	Clemson	9-3
A 11	hW	8-7	Elmhurst	10-3
A 13	hW	17-16	Baptist	11-3
A 14	hW	3-2	Baptist	12-3
A 16	hW	6-5	USC-Aiken	13-3
A 18	hL	2-6	West Georgia	13-4
A 20	aW	8-3	Georgia	14-4
A 26	aW	11-2	West Georgia	15-4
A 29	aL	3-11	Mercer	15-5
A 30	hL	5-14	Western Carolina	15-6
A 4	hW	11-7	Tennessee Temple	16-6
M 6	hL	2-8	South Carolina (12)	16-7
M 7	hL	8-9	South Carolina	16-8
M 9	hW	9-1	Mercer	17-8
M 10	hL	1-12	Georgia	17-9
M 13	13W	3-2	St. Louis	18-9
M 13	13L	2-9	Memphis State	18-10
M 14	13L	3-15	Louisville	18-11
M 17	12L	6-7	Auburn	18-12

*Metro Tournament

1978 (14-15)

Home: 9-9; Away: 2-5; Neutral: 3-1

M 20	hW	10-7	Cleveland State	1-0
M 21	hL	3-12	Shorter	1-1
M 22	hL	5-13	Cleveland State	1-2
M 24	hW	19-13	Appalachian State	2-2

M 25	hW	24-6	Hope College	3-2
M 25	hL	4-8	Northwood Institute	3-3
M 27	hW	13-0	Olivet	4-3
M 29	hW	14-1	Elmhurst	5-3
M 30	hW	17-0	Fairfield	6-3
A 1	hL	4-5	Stetson	6-4
A 2	hW	5-2	Hillsdale (7)	7-4
A 3	hW	16-1	Hillsdale (7)	8-4
A 5	1L	3-13	Atlanta Braves [exh.]	8-4
A 7	hL	9-13	Clemson	8-5
A 9	hL	8-9	Coastal Carolina (10)	8-6
A 13	aW	2-1	Clemson	9-6
A 15	hL	4-5	Troy State (11)	9-7
A 16	hL	3-18	Miami	9-8
A 19	aL	8-17	Georgia	9-9
A 22	hW	8-2	West Georgia	10-9
A 24	hL	5-8	Mercer	10-10
A 27	aL	3-6	South Carolina (7)	10-11
A 27	aL	3-9	South Carolina (7)	10-12
M 6	aW	5-4	Mercer (11)	11-12
M 11	aL	3-4	Florida State (10)	11-13
M 12	10W	8-5	St. Louis	12-13
M 12	10W	6-5	Cincinnati	13-13
M 13	aL	4-8	Florida State	13-14
M 16	12W	10-8	Auburn	14-14
M 18	11L	2-3	Georgia	14-15

*Metro Tournament

1979 (15-16)

Home: 13-12; Away: 0-4; Neutral: 2-0

M 2	hL	1-7	Evansville	0-1</
-----	----	-----	------------	-------

All-Time Scores

F. 28	HW	8-4	Ball State	4-2
M. 1	HW	14-4	Ball State (7)	5-2
M. 1	HW	12-0	Ball State (7)	6-2
M. 2	HW	10-3	Davidson	7-2
M. 4	HW	14-8	Illinois State	8-2
M. 5	HW	8-5	Ohio Northern	9-2
M. 6	HW	5-2	Illinois State (7)	10-2
M. 6	HW	9-8	Illinois State (7)	11-2
M. 9	HW	11-10	Appalachian State	12-2
M. 10	HW	15-8	Duke	13-2
M. 11	HL	4-25	Duke	13-3
M. 12	HW	11-3	South Carolina	14-3
M. 19	HW	11-4	Geo. Washington	15-3
M. 22	HW	19-8	Virginia	16-3
M. 23	at	2-15	Virginia	16-4
M. 24	at	2-5	Maryland	16-5
M. 25	at	8-5	Maryland	16-6
M. 27	HW	8-5	Wake Forest	17-6
M. 28	HW	7-3	Howard	18-6
M. 29	HW	12-6	Hope College	19-6
M. 30	HW	11-4	Hope College	20-6
A. 1	at	2-4	North Carolina	20-7
A. 2	at	6-10	Wake Forest	20-8
A. 5	at	10-3	Georgia State	21-8
A. 7	HW	7-6	Clemson	22-8
A. 9	HW	14-8	N.C. State (7)	23-8
A. 9	HL	5-8	N.C. State (7)	23-9
A. 10	HW	5-4	North Carolina	24-9
A. 12	HW	12-3	Tennessee Temple	25-9
A. 13	HW	6-3	Columbus	26-9
A. 14	HW	16-7	Auburn	27-9
A. 16	HW	8-6	Georgia State	28-9
A. 17	at	6-19	Clemson	28-10
A. 20	141+	7-10	N.C. State	28-11
A. 21	141+	1-8	Virginia	28-12
A. 26	at	19-6	Mercer-Atlanta	29-12
A. 27	at	16-0	Mercer-Atlanta	30-12
A. 28	HW	10-8	Georgia College	31-12
A. 30	at	10-11	Georgia	31-13
M. 1	HL	3-15	Georgia	31-14
M. 2	HW	7-6	Ga. Southwestern	32-14
M. 4	at	3-4	Auburn (10)	32-15
M. 5	HW	21-3	Mercer-Atlanta	33-15
M. 6	HW	17-7	Mercer-Atlanta	34-15
M. 8	HW	16-6	Georgia State	35-15
M. 9	HW	16-6	West Georgia	36-15
M. 10	HW	18-8	Virginia Tech	37-15
M. 11	at	14-4	Georgia State	38-15

+ACC Tournament

1984 (36-19, 5-7 ACC)

Home: 26-11; Away: 7-6; Neutral: 3-2

F. 18	at	6-12	Florida State	0-1
F. 19	at	15-2	Florida State	1-1
F. 20	at	15-7	Georgia Southern	2-1
F. 21	at	18-6	Georgia Southern	3-1
F. 24	HW	12-5	Liberty Baptist	4-1
F. 25	HL	3-4	Liberty Baptist	4-2
F. 26	HW	12-8	Georgia College	5-2
M. 1	HW	13-3	Southern Univ.	6-2
M. 2	HW	9-3	Southern Univ.	7-2
M. 3	HW	6-4	Appalachian State	8-2
M. 4	HL	5-14	Evansville	8-3
M. 8	HW	14-8	Old Dominion	9-3
M. 9	HW	7-2	Virginia	10-3
M. 10	HL	1-13	Virginia	10-4
M. 17	HW	16-2	Cincinnati	11-4
M. 18	HW	9-2	Maryland	12-4
M. 19	HL	11-16	Maryland	12-5
M. 21	HW	18-4	Ohio State (7)	13-5
M. 21	HW	14-5	Ohio State	14-5
M. 22	HW	8-7	Kent State	15-5
M. 23	HW	14-0	Hillsdale (7)	16-5
M. 23	HW	9-1	Hillsdale (7)	17-5
M. 24	HW	11-8	Eaton	18-5
M. 25	at	11-4	Wake Forest	19-5
M. 26	at	10-3	South Carolina	20-5
M. 27	at	1-5	Clemson	20-6
M. 29	HW	16-1	Hope College	21-6
M. 29	HW	12-1	Mercer-Atlanta	22-6
M. 31	HL	4-9	North Carolina	22-7
A. 1	HW	18-11	N.C. State	23-7
A. 5	HW	19-5	Florida A&M	24-7
A. 7	at	2-6	North Carolina (10)	24-8
A. 8	at	2-5	N.C. State	24-9
A. 10	at	7-5	Georgia State	25-9
A. 11	HL	2-7	Clemson	25-10
A. 12	HW	24-5	Tennessee Temple	26-10
A. 13	HW	15-13	Shaner	27-10
A. 15	HW	6-4	Wake Forest	28-10
A. 18	151+	0-4	Maryland	28-11
A. 19	15W+	4-3	Wake Forest (12)	29-11
A. 20	15W+	8-4	Duke (10)	30-11
A. 21	15W+	5-3	N.C. State	31-11
A. 21	151+	4-9	North Carolina	31-12
A. 27	HW	31-6	Georgia State	32-12
A. 28	HW	23-3	Mercer-Atlanta	33-12
A. 29	HW	12-3	Georgia State	34-12
M. 1	HL	14-16	Georgia (10)	34-13
M. 2	at	13-14	Georgia	34-14

M. 4	HW	8-5	Auburn	35-14
M. 5	HL	4-12	South Alabama	35-15
M. 6	HL	6-16	South Alabama	35-16
M. 7	at	17-7	Georgia State	36-16
M. 8	HL	8-9	Georgia (11)	36-17
M. 9	at	8-10	Georgia	36-18
M. 11	HL	7-9	West Georgia	36-19

+ACC Tournament

1985 (42-19-1, 6-7-1 ACC)

Home: 33-10; Away: 7-8-1; Neutral: 2-1

F. 22	at	6-5	New Orleans	1-0
F. 23	at	7-5	New Orleans	2-0
F. 26	HW	21-11	Ball State	3-0
F. 27	HW	12-1	East Tenn. St. (7)	4-0
F. 27	HW	3-2	East Tenn. St. (7)	5-0
M. 1	HW	20-0	Tennessee Temple	6-0
M. 2	HW	5-2	South Carolina	7-0
M. 3	HW	12-4	Evansville	8-0
M. 6	HW	15-7	Western Michigan	9-0
M. 7	HW	11-6	Central Michigan	10-0
M. 8	HW	10-5	Duke	11-0
M. 9	HL	3-5	Duke	11-1
M. 10	HW	9-7	Eastern Michigan	12-1
M. 12	at	9-3	Georgia	13-1
M. 13	HL	4-5	Georgia	13-2
M. 16	HW	6-4	Wake Forest	14-2
M. 23	HL	0-1	Northwestern (7)	14-3
M. 24	HW	6-0	Northwestern (7)	15-3
M. 24	HL	4-5	Northwestern	15-4
M. 25	HW	17-1	Howard (7)	16-4
M. 25	HW	16-4	Howard (7)	17-4
M. 27	at	9-9	Wake Forest	17-4-1
M. 28	at	29-2	Maryland	18-4-1
M. 29	at	6-8	Maryland	18-5-1
M. 30	at	8-4	Virginia	19-5-1
M. 31	at	4-9	Virginia	19-6-1
A. 2	HW	17-5	Mercer	20-6-1
A. 3	at	2-4	Clemson	20-7-1
A. 4	HW	12-5	Auburn	21-7-1
A. 6	HL	3-5	North Carolina	21-8-1
A. 7	HW	4-3	N.C. State	22-8-1
A. 8	HW	17-5	West Georgia	23-8-1
A. 9	at	13-5	Mercer	24-8-1
A. 10	HW	9-8	Clemson	25-8-1
A. 11	HW	15-4	Augusta	26-8-1
A. 13	at	5-8	N.C. State	26-9-1
A. 14	at	3-4	North Carolina	26-10-1
A. 15	HL	9-11	Georgia College	26-11-1
A. 17	HW	23-11	N.C. State	27-11-1
A. 18	HW	15-11	Wake Forest	28-11-1
A. 19	HW	12-9	Clemson	29-11-1
A. 20	HW	8-2	Maryland	30-11-1
A. 20	HW	7-5	Clemson	31-11-1
A. 24	at	5-6	Auburn	31-12-1
A. 26	HW	8-7	USC-Aiken	32-12-1
A. 27	HL	10-11	USC-Aiken	32-13-1
A. 28	HL	0-19	Florida State	32-14-1
A. 29	HL	3-13	Florida State	32-15-1
M. 1	at	3-16	Georgia	32-16-1
M. 3	HW	9-6	South Alabama	33-16-1
M. 4	HW	9-1	South Alabama	34-16-1
M. 5	HW	10-0	Tenn. Tech (7)	35-16-1
M. 5	HW	8-0	Tenn. Tech (7)	36-16-1
M. 7	HL	4-5	Georgia	36-17-1
M. 10	HW	5-1	Georgia State	37-17-1
M. 11	HW	15-6	Ga. Southern	38-17-1
M. 12	HW	3-1	Ga. Southern	39-17-1
M. 18	161	5-7	MissState (exh)	39-17-1
M. 19	161	7-15	MissState (exh)	39-17-1
M. 19	at	2-3	MissState (exh)	39-17-1
M. 23	17W+	7-6	Central Michigan	40-17-1
M. 24	at	1-9	Florida State	40-18-1
M. 25	17W+	14-13	Eastern Kentucky	41-18-1
M. 25	at	8-3	Florida State	42-18-1
M. 26	171+	5-7	Arkansas	42-19-1

+ACC Tournament (Champions)

*NCAA South II Regional

1986 (45-23, 10-4 ACC)

Home: 24-11; Away: 7-12; Neutral: 4-0

F. 22	at	4-6	Florida State	0-1
F. 23	at	4-9	Florida State	0-2
F. 24	at	1-5	Georgia Southern	0-3
F. 25	at	8-11	Georgia Southern	0-4
F. 26	HL	12-13	Armstrong State	0-5
F. 27	HL	6-7	Armstrong State (10)	0-6
M. 1	HL	4-14	South Carolina	0-7
M. 2	HL	14-15	South Carolina (10)	0-8
M. 4	at	3-2	Duke	1-8
M. 5	at	4-3	Duke	2-8
M. 6	HW	7-6	Xavier	3-8
M. 7	HW	10-8	Western Kentucky	4-8
M. 8	HW	9-7	Virginia	5-8
M. 9	HW	18-4	Virginia	6-8
M. 10	HL	10-11	Old Dominion	6-9
M. 12	HW	12-0	Guilford	7-9
M. 15	HW	8-2	Wake Forest	8-9
M. 22	at	2-6	Hawaii	8-10
M. 23	18W#9-1	Wasada (exh)	8-10	

M. 23	18W#4-3	Sacramento St. (12)	9-10
M. 24	18W#4-3	Hawaii-Pacific (10)	10-10
M. 25	18W#19-1	Santa Clara	11-10
M. 26	18W#8-1	Sacramento State	12-10
M. 27	18W#6-1	Santa Clara	13-10
M. 28	at	HW# 9-2	Hawaii
M. 28	18W#5-1	Hawaii-Pacific	15-10
M. 28	18L# 3-8	Wasada (exh)	15-10
M. 31	HW	11-4	Maryland
A. 1	HW	26-0	Maryland
A. 3	HW	11-2	West Georgia
A. 4	HL	5-15	New Orleans
A. 5	HW	7-0	New Orleans
A. 6	HW	10-7	New Orleans
A. 8	HL	3-4	Western Carolina
A. 9	HW	13-11	Western Carolina
A. 10	HW	12-4	Augusta
A. 12	at	6-8	North Carolina
A. 13	at	2-3	N.C. State (10)
A. 14	at	2-14	Wake Forest
A. 16	HL	3-13	Georgia
A. 17	at	7-2	Georgia State
A. 19	HW	7-6	N.C. State
A. 20	HW	12-3	North Carolina
A. 22	HL	3-6	Clemson
A. 23	HW	6-4	Auburn
A. 24	HW	15-4	Georgia State
A. 25	HW	8-7	USC-Aiken
A. 27	HW	10-1	Shaner
A. 28	at	7-8	Auburn (10)
A. 29	HW	16-9	Mercer
A. 30	at	2-4	Georgia
M. 1	HL	5-16	Georgia College
M. 2	at	HW	Mercer
M. 3	HW	4-3	South Alabama
M. 4	HW	7-4	South Alabama
M. 5	at	13-0	Augusta
M. 6	HW	4-2	Columbus
M. 7	at	7-0	Clemson
M. 10	HL	2-4	Georgia Southern
M. 11	HW	7-1	Georgia Southern
M. 14	15W+	7-5	Maryland
M. 15	15W+16-5	Clemson	39-21
M. 16	15W+ 7-3	N.C. State	40-21
M. 17	15W+ 9-7	North Carolina	41-21
M. 17	15W+ 9-6	N.C. State	42-21
M. 23	19W+ 9-8	Navy (14)	43-21
M. 24	19W+ 8-7	W. Carolina (11)	44-21
M. 25	at	6-7	Miami (10)
M. 25	19W+ 12-6	Alabama	45-22
M. 26	at	9-15	Miami

#Rainbow Easter Tournament (Champions)

+ACC Tournament (Champions)

*NCAA Atlantic Regional

1987 (51-14, 17-4 ACC)

Home: 33-7; Away: 14-6; Neutral: 4-1

F. 13	HW	12-1	Samford	1-0
F. 14	HW	19-0	Samford	2-0
F. 17	HW	10-4	Furman	3-0
F. 22	at	10-1	Jacksonville	4-0
F. 23	at	10-3	Georgia Southern	5-0
F. 24	at	2-1	Ga. Southern (10)	6-0
F. 28	at	6-5	New Orleans (7)	7-0
F. 28	at	17-5	New Orleans (7)	8-0
M. 1	at	HW	New Orleans	9-0
M. 3	HW	13-6	UNC-Wilmington	10-0
M. 5	20L	3-9	Atlanta Braves (exh)	11-0
M. 6	HW	21-5	Evansville	10-10
M. 7	HW	10-4	Evansville	12-0



Neutral Sites & Records

1.	Atlanta-Fulton County Stadium, Atlanta, Ga.	0-3
2.	Ponce de Leon Park, Atlanta, Ga.	4-13-1
3.	Griffin, Ga. (field unknown)	1-1
4.	Spiller's Field, Atlanta, Ga.	1-7-1
5.	Columbia, S.C. (field unknown)	2-0
6.	Montgomery, Ala. (field unknown)	3-2-1
7.	Rollins College, Winter Park, Fla.	3-3-1
8.	Miami, Fla. (field unknown)	4-1-2
9.	Sims Legion Park, Gastonia, N.C.	4-4
10.	Seminole Field, Tallahassee, Fla.	4-0
11.	Luther Williams Field, Macon, Ga.	7-4
12.	Americus, Ga. (field unknown)	2-4
13.	Nat Buring Field, Memphis, Tenn.	1-2
14.	Boshamer Stadium, Chapel Hill, N.C.	2-7
15.	Durham Athletic Park, Durham, N.C.	9-4
16.	Smith-Wills Stadium, Jackson, Miss.	0-2
17.	Dick Howser Stadium, Tallahassee, Fla.	4-3
18.	Rainbow Stadium, Honolulu, Hawaii	11-5
19.	Mark Light Stadium, Miami, Fla.	5-1
20.	Municipal Stadium, West Palm Beach, Fla.	0-5
21.	Municipal Stadium, Greenville, S.C.	19-16
22.	Tiger Field, Douglas, Ga.	1-0
23.	Barnson Field/Wilson Stadium, Las Vegas, Nev.	5-4
24.	Douglasville, Ga. (field unknown)	0-1
25.	Gainesville, Ga. (field unknown)	1-0
26.	Hubert H. Humphrey Metrodome, Minneapolis, Minn.	3-4
27.	McKethan Stadium-Perry Field, Gainesville, Fla.	5-4
28.	Alex Box Stadium, Baton Rouge, La.	3-2
29.	Louisiana Superdome, New Orleans, La.	2-1
30.	Osceola County Stadium, Kissimmee, Fla.	4-3
31.	Titan Field, Fullerton, Calif.	1-4
32.	Eck Stadium-Tyler Field, Wichita, Kan.	6-3
33.	Rosenblatt Stadium, Omaha, Neb.	4-5
34.	Durham Bulls Athletic Park, Durham, N.C.	6-7
35.	Landsey Nelson Stadium, Knoxville, Tenn.	0-1
36.	Griffith Stadium, Charlotte, N.C.	0-2
37.	Al Long Stadium, St. Petersburg, Fla.	3-4
38.	Dudy Noble Field, Starkville, Miss.	2-1
39.	Disney's Wide World of Sports, Lake Buena Vista, Fla.	1-5-1
40.	Knights' Stadium, Fort Mill, S.C.	7-2
41.	Reckling Park, Houston, Tex.	2-0
42.	Frank Foley Field, Athens, Ga.	2-1
43.	Coastal Federal Field, Myrtle Beach, S.C.	4-1
44.	Salem Memorial Stadium, Salem, Va.	8-3
45.	Turner Field, Atlanta, Ga.	3-7
46.	Grayson Stadium, Savannah, Ga.	2-0
47.	Ripken Stadium, Aberdeen, Md.	3-0
48.	Baseball Grounds of Jacksonville, Jacksonville, Fla.	9-6
49.	USA Baseball National Training Complex, Cary, NC	1-2
50.	NewBridge Bank Park, Greensboro, N.C.	5-2
51.	Winthrop Baseball Park, Rock Hill, S.C.	1-1

M. 2	hW	6-2	Georgia	33-18
M. 3	hL	6-7	Tenn. Tech (11)	33-19
M. 4	hW	9-2	Morehead State	34-19
M. 5	hL	8-10	N.C. State	34-20
M. 6	hW	6-3	Mercer	35-20
M. 7	hL	2-12	Kennesaw State	35-21
M. 8	hW	8-7	South Carolina	36-21
M. 10	al	8-14	Mercer	36-22
M. 13	21W+	3-0	Virginia	37-22
M. 14	21L+	3-9	Clemson	37-23
M. 15	21L+	3-5	Wake Forest	37-24
M. 25	27L*	4-6	Central Florida	37-25
M. 26	27W*	9-7	Miami	38-25
M. 27	27L*	16-18	Villanova (10)	38-26

#Pillsbury Classic
+ACC Tournament
*NCAA East Regional

1990 (46-25, 9-9 ACC)

Home: 38-5, Away: 3-13, Neutral: 5-7

F. 10	hW	8-6	Coastal Carolina (7)	1-0
F. 10	hW	10-2	Coastal Carolina (7)	2-0
F. 11	hW	12-5	Coastal Carolina	3-0
F. 13	al	3-7	Mercer	3-1
F. 17	al	8-3	Georgia Southern	4-1
F. 23	hW	6-2	Eastern Kentucky	5-1
F. 24	hW	3-2	Eastern Kentucky (7)	6-1
F. 24	hW	7-1	Eastern Kentucky (7)	7-1
F. 25	hW	10-0	Eastern Kentucky	8-1
F. 28	hW	9-0	UNC Asheville	9-1
M. 3	hW	3-1	Rutgers (7)	10-1
M. 3	hW	2-1	Rutgers (7)	11-1
M. 4	hW	12-2	Rutgers	12-1
M. 5	hW	8-6	Campbell	13-1
M. 6	hW	6-5	Appalachian State	14-1
M. 7	hW	9-1	Appalachian State	15-1
M. 9	hW	17-6	Virginia	16-1
M. 10	hW	9-4	Virginia	17-1
M. 11	hW	13-6	Virginia	18-1
M. 12	hW	9-1	East Tenn. State	19-1
M. 13	hW	12-1	East Tenn. State	20-1
M. 15	hW	12-2	New Orleans	21-1
M. 17	hW	7-6	New Orleans (7)	22-1

M. 17	hW	10-3	New Orleans (7)	23-1
M. 24	al	5-6	Hawaii	23-2
M. 25	18L#	1-6	Wright State (8)	23-3
M. 25	18W#8-2		Oklahoma State (8)	24-3
M. 26	18L#	1-4	Iona (8)	24-4
M. 27	18L#	4-5	Creighton (8)	24-5
M. 28	18W#15-1		Iona (8)	25-5
M. 29	al	9-2	Hawaii	26-5
M. 30	18W#4-3		Wright State (10)	27-5
M. 30	18L#	4-7	Oklahoma State (6)	27-6
M. 31	18W#3-2		Creighton (10)	28-6
A. 6	al	7-10	N.C. State	28-7
A. 7	al	7-9	N.C. State	28-8
A. 8	al	10-11	N.C. State	28-9
A. 11	al	8-9	Georgia	28-10
A. 13	hW	12-3	Duke [IV]	29-10
A. 14	hW	6-3	Duke	30-10
A. 15	hW	10-2	Duke	31-10
A. 16	hW	18-1	Mercer	32-10
A. 17	al	0-1	South Carolina	32-11
A. 18	al	5-10	South Carolina	32-12
A. 20	hW	10-6	North Carolina [IV]	33-12
A. 21	hW	11-5	North Carolina	34-12
A. 22	hL	11-12	North Carolina (11)	34-13
A. 23	hW	15-2	Augusta	35-13
A. 24	hW	4-2	Augusta	36-13
A. 26	hW	8-2	Georgia	37-13
A. 27	hL	12-14	Clemson	37-14
A. 28	al	8-3	Clemson	38-14
A. 29	hL	10-17	Clemson	38-15
A. 30	hW	18-3	Tennessee Tech	39-15
M. 1	al	6-8	Georgia	39-16
M. 2	hW	12-5	Georgia	40-16
M. 4	al	5-11	Wake Forest	40-17
M. 5	al	3-8	Wake Forest (7)	40-18
M. 6	al	2-3	Wake Forest (8)	40-19
M. 7	hW	15-5	Georgia Southern	41-19
M. 8	hW	6-3	Georgia Southern	42-19
M. 10	hL	4-7	South Carolina (7)	42-20
M. 10	hW	11-1	South Carolina (7)	43-20
M. 12	21W+	3-1	Wake Forest	44-20
M. 13	21L+	4-9	North Carolina	44-21

M. 14	21L+	6-10	N.C. State	44-22
M. 18	hL	4-5	Mid. Tenn. State	44-23
M. 19	hW	5-0	Mid. Tenn. St. (7)	45-23
M. 20	hW	5-4	Mid. Tenn. St. (8)	46-23
M. 24	28L*	2-4	Houston	46-24
M. 25	al*	5-11	Louisiana State	46-25

#Rainbow Spring Tournament

+ACC Tournament

*NCAA South I Regional

1991 (42-26, 12-8 ACC)

Home: 28-10, Away: 9-12, Neutral: 5-4

F. 8	hW	8-0	East Tenn. State	1-0
F. 9	hW	7-1	East Tenn. State	2-0
F. 10	hW	11-10	East Tenn. State	3-0
F. 15	al	5-6	New Orleans	3-1
F. 16	al	2-12	New Orleans	3-2
F. 17	al	13-3	New Orleans	4-2
F. 23	al	6-4	Georgia Southern	5-2
F. 24	al	8-13	Georgia Southern	5-3
F. 25	hW	9-2	UNC Asheville (7)	6-3
F. 25	hW	9-0	UNC Asheville (7)	7-3
M. 2	hW	7-6	New York Tech (7)	8-3
M. 2	hW	17-3	New York Tech (7)	9-3
M. 3	hW	11-2	New York Tech	10-3
M. 5	hW	10-0	Appalachian State	11-3
M. 6	hW	20-9	Appalachian State	12-3
M. 8	hL	7-13	Rutgers	12-4
M. 9	hW	13-1	Rutgers	13-4
M. 10	hW	11-5	Rutgers	14-4
M. 12	hL	5-10	Western Carolina	14-5
M. 13	hL	5-7	Western Carolina	14-6
M. 15	hW	16-2	Col. of Charleston	15-6
M. 16	hW	15-6	Tennessee Tech	16-6
M. 23	hW	10-5	Cornell (7)	17-6
M. 23	hL	7-9	Cornell (7)	17-7
M. 25	al	5-6	Virginia	17-8
M. 26	al	11-1	Virginia	18-8
M. 27	al	13-0	Virginia	19-8
M. 30	hW	11-5	Maryland (7)	20-8
M. 30	hW	8-2	Maryland (7)	21-8
M. 31	hW	3-2	Maryland	22-8
A. 2	al	3-4	South Carolina	22-9
A. 3	al	8-1	Augusta	23-9
A. 5	hW	12-5	N.C. State	24-9
A. 6	hW	15-13	N.C. State	25-9
A. 7	hL	8-11	N.C. State	25-10
A. 9	al	11-7	Mercer	26-10
A. 10	hW	9-6	Mercer	27-10
A. 12	al	2-4	Duke	27-11
A. 13	al	8-3	Duke	28-11
A. 14	al	6-7	Duke	28-12
A. 16	hW	9-3	Georgia	29-12
A. 17	al	4-8	Georgia	29-13
A. 20	al	4-6	North Carolina (7)	29-14
A. 20	al	2-0	North Carolina (7)	30-14
A. 21	al	0-4	North Carolina	30-15
A. 23	hL	4-7	South Carolina	30-16
A. 26	al	8-9	Clemson (10)	30-17
A. 27	hL	0-8	Clemson	30-18
A. 28	al	11-6	Clemson	31-18
A. 30	al	2-3	Georgia	31-19
M. 1	hW	16-1	Georgia	32-19
M. 2	hW	15-6	Wake Forest	33-19
M. 3	hW	18-12	Wake Forest	34-19
M. 5	hW	6-1	Augusta (8)	35-19
M. 7	hL	2-6	Georgia Southern	35-20
M. 8	hW	7-1	Georgia Southern	36-20
M. 11	21W+	9-7	Duke	37-20
M. 13	21W+	9-3	Virginia	38-20
M. 13	21L+	5-6	Clemson	38-21
M. 14	21W+	4-3	N.C. State	39-21
M. 14	21L+	8-24	Clemson	39-22
M. 17	hW	9-5	Miami [IV]	40-22
M. 18	hL	7-10	Miami [IV]	40-23
M. 19	hL	1-7	Miami [IV]	40-24
M. 23	17L*	4-5	St. John's	40-25
M. 24	17W#11-7		Coastal Carolina	41-25
M. 25	17W#	5-4	St. John's	42-25
M. 25	17L*	4-8	Alabama	42-26

+ACC Tournament

*NCAA East Regional

1993 (47-14, 16-6 ACC)

Home: 25-8, Away: 14-4, Neutral: 8-2

F. 5	30W#	5-4	Auburn	1-0
F. 6	30W#	13-2	Central Florida	2-0
F. 6	30W#	5-4	Pepperdine	3-0
F. 7	30W#	3-2	Pepperdine	4-0
F. 12	hW	12-1	Coastal Carolina	5-0
F. 13	hW	8-4	Coastal Carolina	6-0
F. 14	hW	4-1	Coastal Carolina	7-0
F. 20	al	6-2	Georgia Southern	8-0
F. 21	al	3-7	Georgia Southern	9-1
F. 26	hW	10-2	Col. of Charleston	8-1
F. 27	hW	11-2	Col. of Charleston	10-1
F. 28	hW	19-1	Col. of Charleston	11-1
M. 4	20L	2-14	Atlanta Braves [exh]	11-1
M. 5	26W#7-6		Cal State-Fullerton(11)	12-1
M. 6	26W#3-2		Arkansas	13-1
M. 7	26W#11-3		Minnesota	14-1
M. 9	al	8-4	Mercer	15-1
M. 12	hL	8-10	Maryland (7)	15-2
M. 22	hL	4-1	Western Carolina	16-2
M. 23	hL	3-4	Western Carolina	16-3
M. 24	hW	8-5	Mercer	17-3
M. 26	al	6-7	Virginia (10)	18-3
M. 28	al	2-3	Virginia (7)	18-4
M. 28	al	7-5	Virginia (7)	19-4
M. 30	hW	10-2	Appalachian State	20-4
M. 31	hW	7-2	Appalachian State	21-4
A. 2	hW	10-3	Florida State [IV]	22-4
A. 3	hL	3-17	Florida State [IV]	22-5
A. 4	hL	1-5	Florida State [IV]	22-6
A. 6	hW	6-4	Davidson	23-6
A. 7	hW	3-1	Georgia [IV]	24-6
A. 9	al	20-2	Duke	25-6
A. 10	al	6-2	Duke	26-6
A. 11	hW	7-6	Duke	27-6
A. 13	al	4-1	Georgia	28-6
A. 14	hW	7-6	Mercer	29-6
A. 16	al	4-3	North Carolina	30-6
A. 17	al	1-7	North Carolina	30-7
A. 18	al	6-2	North Carolina	31-7
A. 20	hW	15-4	Georgia State	32-7
A. 21	al	4-5	Georgia State (10)	32-8
A. 23	al	11-0	Clemson	33-8
A. 24	al	10-5	Clemson	34-8
A. 25	al	6-0	Clemson	35-8
A. 27	hW	10-4	Georgia State	36-8
A. 29	hW	13-8	Wake Forest	37-8
A. 30	hW	8-4	Wake Forest	38-8

M. 6	hW	7-5	New Orleans	16-1
M. 7	hW	12-8	New Orleans	17-1
M. 8	hW	4-0	New Orleans	18-1
M. 10	hW	11-10	Western Carolina	19-1
M. 13	hW	4-3	Virginia (7)	20-1
M. 13	hW	10-4	Virginia (7)	21-1
M. 14	hW	5-4	Virginia (10)	22-1
M. 22	hW	6-5	Winthrop	23-1
M. 24	al	13-6	Maryland	24-1
M. 25	al	5-6	Maryland	24-2
M. 28	al	6-10	N.C. State	24-3
M. 29	al	3-9	N.C. State	24-4
M. 30	al	1-4	N.C. State	24-5
M. 31	hW	4-3	Davidson	25-5
A. 3	al	6-9	Florida State [IV]	25-6
A. 4	al	2-3	Florida State	25-7
A. 5	al	10-3	Florida State [IV]	26-7
A. 8	hW	15-1	Georgia	27-7
A. 10	hL	5-11	Duke	27-8
A. 11	hW	14-2	Duke	28-8
A. 12	hW	6-4	Duke	29-8
A. 15	al	2-4	Mercer	29-9
A. 16	hW	13-1	Georgia State	30-9
A. 17	hW	8-1	North Carolina [IV]	31-9
A. 18	hW	15-4	North Carolina	32-9
A. 19	hW	6-3	North Carolina [IV]	33-9
A. 22	hW	11-5	Mercer	34-9
A. 24	hW	6-2	Clemson [IV]	35-9
A. 25	hW	7-6	Clemson (10)	36-9
A. 26	hL	4-5	Clemson [IV]	36-10
A. 28	al	5-4	Georgia	37-10
A. 29	hW	8-3	Samford	38-10
M. 1	al	6-7	Wake Forest	38-11
M. 2	al	13-5	Wake Forest	39-11
M. 3	al	9-8	Wake Forest (10)	40-11
M. 5	al	2-7	Georgia	41-12
M. 6	hW	11-3	Georgia	41-12
M. 9	21W+ 5-4		North Carolina	42-12
M. 10	21L+ 4-7		N.C. State	42-13
M. 11	21W+ 7-3		Duke	43-13
M. 12	21L+ 4-5		Clemson	43-14
M. 15	al	5-6	Miami (13)	43-15
M. 16	al	2-6	Miami [IV]	43-16
M. 17	al	3-4	Miami [IV]	43-17
M. 21	27W+ 5-4		George Mason	44-17
M. 22	27W+ 3-2		Texas A&M (10)	45-17
M. 23	27L+ 5-7		Texas A&M	45-18
M. 24	27L+ 2-3		California	45-18

All-Time Scores

1995 (38-22, 16-8 ACC)

Home: 26-6; Away: 7-12; Neutral: 5-4

F. 10	hW	14-1	Charleston So. (7)	1-0
F. 11	hW	8-4	Charleston So. (7)	2-0
F. 11	hW	6-1	Charleston So. (7)	3-0
F. 19	at	3-7	Georgia Southern	3-1
F. 19	at	3-10	Georgia Southern	3-2
F. 23	23W#10-2	Utah	4-2	
F. 24	23W#19-8	Washington	5-2	
F. 24	atW#14-11	Nevada-Las Vegas	6-2	
F. 25	23L#10-15	Washington	6-3	
F. 26	23W#20-5	Utah	7-3	
M. 2	20L	1-5	Atlanta Braves [exh.]	7-3
M. 3	hW	11-1	West Virginia (6)	8-3
M. 4	hW	8-2	West Virginia	9-3
M. 7	hW	6-0	W. Carolina [TV]	10-3
M. 9	hL	7-13	W. Carolina	10-4
M. 10	hW	15-8	Michigan	11-4
M. 11	hL	6-8	Michigan	11-5
M. 12	hL	5-27	Michigan	11-6
M. 18	atW	7-5	Georgia	12-6
M. 19	atL	7-12	Georgia	12-7
M. 20	hW	25-17	Maryland	13-7
M. 21	hW	18-6	Maryland	14-7
M. 22	hW	10-7	Maryland	15-7
M. 24	atL	9-11	North Carolina	15-8
M. 25	atL	5-7	North Carolina	15-9
M. 26	atW	7-5	North Carolina	16-9
M. 28	hW	18-7	Georgia State	17-9
M. 31	hW	10-2	Coastal Carolina	18-9
A. 1	hW	10-5	Coastal Carolina	19-9
A. 2	hW	7-6	Coastal Carolina	20-9
A. 4	hW	7-6	Davidson	21-9
A. 7	atW	9-3	Duke	22-9
A. 8	atW	10-2	Duke	23-9
A. 9	34W	10-5	Duke	24-9
A. 12	hW	9-2	Mercer	25-9
A. 14	hW	12-10	Wake Forest	26-9
A. 15	hW	13-11	Wake Forest	27-9
A. 16	hW	9-2	Wake Forest [TV]	28-9
A. 18	hL	3-10	Georgia [TV]	28-10
A. 21	atL	1-2	Virginia	28-11
A. 22	atW	18-13	Virginia	29-11
A. 23	atL	1-4	Virginia	29-12
A. 25	atW	11-2	Georgia State	30-12
A. 26	hW	20-7	Georgia	31-12
A. 28	atL	5-8	Clemson	31-13
A. 29	atL	1-6	Clemson	31-14
A. 30	atL	5-6	Clemson [TV]	31-15
M. 2	atL	5-17	Mercer	31-16
M. 5	hW	5-4	Florida State	32-16
M. 6	hW	11-9	Florida State	33-16
M. 7	hL	9-14	Florida State [TV]	33-17
M. 9	hW	7-5	Ga. Southern [TV]	34-17
M. 10	hL	12-13	Ga. Southern	34-18
M. 12	hW	6-4	N.C. State [TV]	35-18
M. 13	hW	14-7	N.C. State	36-18
M. 14	hW	8-6	N.C. State [TV]	37-18
M. 17	21L+	5-9	N.C. State (12)	37-19
M. 18	21W+	3-2	Virginia	38-19
M. 19	21L+	9-12	North Carolina	38-20
M. 25	35L+	3-4	California	38-21
M. 26	atL	4-6	Tennessee	38-22

#Coors/UNLV Desert Classic

+ACC Tournament

*NCAA Midwest Regional

1996 (40-24, 13-11 ACC)

Home: 25-9; Away: 10-9; Neutral: 5-6

F. 9	30L#	2-7	Alabama	0-1
F. 10	30L#	4-8	Texas Tech	0-2
F. 11	30L#	7-8	Central Florida	0-3
F. 13	atL	3-4	Ga. Southern (10)	0-4
F. 14	atL	4-8	Georgia Southern	0-5
F. 17	hW	12-4	Notre Dame	1-5
F. 18	hW	9-4	Notre Dame	2-5
F. 24	hW	6-5	Georgia (10)	3-5
F. 25	atL	5-9	Georgia	3-6
F. 27	hW	7-2	Mercer	4-6
M. 1	hW	9-1	Rutgers	5-6
M. 2	hW	6-3	Rutgers	6-6
M. 3	hL	4-5	Rutgers	6-7
M. 5	hW	14-7	Jacksonville State	7-7
M. 9	hW	7-0	Connecticut	8-7
M. 9	hW	8-2	Connecticut	9-7
M. 10	hW	11-8	Connecticut	10-7
M. 16	hW	7-6	Virginia	11-7
M. 16	hW	5-4	Virginia	12-7
M. 17	hW	13-5	Virginia	13-7
M. 19	hW	10-7	Winthrop	14-7
M. 20	hW	14-1	Winthrop	15-7
M. 22	hW	14-12	Kent	16-7
M. 23	hL	7-9	Kent	16-8
M. 24	hW	17-16	Kent	17-8
M. 29	hL	5-6	Duke [TV]	17-9
M. 31	hW	15-7	Duke [TV]	18-9
M. 31	hW	13-5	Duke (7)	19-9
A. 2	hW	23-4	Georgia State	20-9
A. 5	atL	6-10	N.C. State	20-10
A. 7	atW	3-2	N.C. State (7)	21-10

A. 7	aW	9-0	N.C. State (7)	22-10
A. 9	aW	4-2	Georgia State	23-10
A. 10	aW	11-8	Mercer	24-10
A. 12	aL	2-4	Wake Forest	24-11
A. 13	aW	13-2	Wake Forest	25-11
A. 14	aL	1-7	Wake Forest	25-12
A. 16	hW	7-6	UNC Asheville (7)	26-12
A. 16	hW	18-7	UNC Asheville (7)	27-12
A. 19	hL	6-12	North Carolina [TV]	27-13
A. 20	hL	7-8	North Carolina	27-14
A. 21	hL	11-12	North Carolina	27-15
A. 23	hW	4-3	Georgia [TV]	28-15
A. 26	aL	4-16	Florida State [TV]	28-16
A. 27	aL	3-6	Florida State	28-17
A. 28	aW	4-1	Florida State	29-17
A. 30	aW	10-3	Georgia	30-17
M. 3	aW	13-2	Maryland	31-17
M. 4	aW	7-1	Maryland	32-17
M. 5	aW	8-6	Maryland (10)	33-17
M. 7	hL	5-6	Georgia Southern	33-18
M. 8	hW	7-4	Georgia Southern	34-18
M. 10	hL	8-9	Clemson (10) [TV]	34-19
M. 11	hW	4-0	Clemson	35-19
M. 12	hL	2-9	Clemson [TV]	35-20
M. 16	34W+13-9		North Carolina	36-20
M. 16	14L+1-6		Clemson	36-21
M. 17	34W+6-1		N.C. State	37-21
M. 18	34L+4-8		Virginia	37-22
M. 23	28L+3-13		New Orleans	37-23
M. 24	28W+14-3		Austin Peay	38-23
M. 25	28W+7-4		Tulane	39-23
M. 25	28W+12-7		New Orleans	40-23
M. 26	atL+13-29		Louisiana State	40-24

#Olive Garden Classic

+ACC Tournament

*NCAA South II Regional

1997 (46-15, 19-4 ACC)

Home: 29-5; Away: 14-7; Neutral: 3-3

F. 8	atW	10-0	Georgia Southern	1-0
F. 9	atW	8-5	Georgia Southern	2-0
F. 15	hW	5-0	Western Kentucky	3-0
F. 15	hW	14-2	Western Kentucky (7)	4-0
F. 16	hW	22-10	Western Kentucky	5-0
F. 18	atW	12-8	Mercer	6-0
F. 22	hW	9-1	Evansville	7-0
F. 23	hW	21-10	Evansville	8-0
F. 26	hW	15-12	Jacksonville State	9-0
F. 27	20L	2-7	Atlanta Braves (exh.)	9-0
M. 1	atW	9-0	Georgia	10-0
M. 2	hL	1-4	Georgia	10-1
M. 4	hW	9-5	Stetson (10)	11-1
M. 5	hW	7-6	Mercer	12-1
M. 8	atW	11-8	North Carolina	13-1
M. 9	atW	10-7	North Carolina	14-1
M. 10	atW	9-8	North Carolina	15-1
M. 11	hL	7-13	W. Carolina [TV]	15-2
M. 12	hW	14-0	W. Carolina	16-2
M. 14	hW	7-3	Virginia Tech	17-2
M. 15	hW	9-8	Virginia Tech	18-2
M. 16	hW	20-13	Virginia Tech	19-2
M. 21	hW	14-3	Wake Forest	20-2
M. 22	hW	10-7	Wake Forest	21-2
M. 23	hW	8-7	Wake Forest	22-2
M. 25	hW	12-11	Charleston So. (11)	23-2
M. 26	hW	16-6	Charleston So.	24-2
M. 28	hW	7-0	Maryland	25-2
M. 29	hW	13-11	Maryland	26-2
M. 30	hW	11-1	Maryland	27-2
A. 1	atW	5-4	Georgia State	28-2
A. 4	atL	1-10	Miami [TV]	28-3
A. 5	atL	4-9	Miami [TV]	28-4
A. 6	atL	0-12	Miami	28-5
A. 8	hW	7-5	Winthrop	29-5
A. 9	hW	15-2	Winthrop	30-5
A. 11	atW	8-2	Virginia	31-5
A. 13	atW	4-2	Virginia (7)	32-5
A. 13	atL	8-10	Georgia [TV]	32-6
A. 15	hW	6-3	Georgia [TV]	33-6
A. 18	hL	9-10	Florida St. (12) [TV]	33-7
A. 19	hL	6-11	Florida State	33-8
A. 20	hW	12-11	Florida St. (10) [TV]	34-8
A. 23	hW	16-5	Georgia State	35-8
A. 25	atL	4-7	Clemson	35-9
A. 26	atW	19-4	Clemson	36-9
A. 29	atL	4-5	Georgia	36-10
M. 1	atW	13-7	Duke	37-10
M. 2	atW	11-4	Duke	38-10
M. 3	atW	8-3	Duke	39-10
M. 6	hW	10-0	Ga. Southern [TV]	40-10
M. 7	hL	5-16	Ga. Southern	40-11
M. 9	hW	14-13	N.C. State [TV]	41-11
M. 10	hW	19-5	N.C. State	42-11
M. 11	hW	7-6	N.C. State [TV]	43-11
M. 14	37W+	7-6	North Carolina	44-11
M. 15	37L+	4-7	Clemson	44-12
M. 16	37L+	3-5	Duke	44-13
M. 22	38W+	5-0	Tennessee Tech	45-13
M. 23	38W+	8-0	SW Louisiana [la-Laf.]	46-13
M. 24	38L+	4-8	Washington	46-14



Georgia Tech's 1994 team, led by Major League stars Nomar Garciaparra, Jason Varitek and Jay Payton, reached Omaha and the College World Series in head coach Danny Hall's first season. The Yellow Jackets advanced to the national championship game before falling to Oklahoma, 13-5.

M. 25 at* 2-10 Mississippi State... 46-15

+ACC Tournament

*NCAA Midwest Regional

Tech Won ACC Regular Season

1998 (41-22, 14-9 ACC)

Home: 27-10; Away: 10-8; Neutral: 4-4

F. 6	hW	16-7	UCLA	1-0
F. 7	hL	9-10	UCLA	1-1
F. 8	hL	11-13	UCLA	1-2
F. 11	hL	4-10	Charleston Southern	1-3
F. 14	aW	4-2	Georgia Southern	2-3
F. 15	aW	8-6	Georgia Southern	3-3
F. 20	hW	17-1	Cincinnati	4-3
F. 21	hW	19-2	Cincinnati	5-3
F. 22	hW	9-6	Cincinnati	6-3
F. 24	hL	9-13	Mercer	6-4
F. 27	hW	8-2	Xavier	7-4
F. 28	hW	6-5	Xavier (10)	8-4
M. 1	hW	6-2	Xavier	9-4
M. 3	hW	12-4	UNC Charlotte	10-4
M. 4	hL	0-8	Stetson	10-5
M. 6	hW	5-3	Virginia	11-5
M. 7	hW	27-4	Virginia	12-5
M. 11	hW	14-4	Jacksonville State	13-5
M. 13	hL	10-11	North Carolina	13-6
M. 14	hW	11-4	North Carolina	14-6
M. 15	hL	1-9	North Carolina	14-7
M. 22	aW	5-1	Wake Forest [TV]	15-7
M. 23	aW	9-5	Wake Forest	16-7
M. 23	aL	0-7	Wake Forest	16-8
M. 24	hW	19-6	Georgia Southern	17-8
M. 25	hL	7-11	Georgia Southern	17-9
M. 27	hW	9-8	Duke	18-9
M. 28	hW	6-5	Duke	19-9
M. 29	hW	12-4	Duke [TV]	20-9
M. 31	hW	17-12	Winthrop	21-9
A. 1	hW	9-5	Georgia State	22-9
A. 3	aL	4-6	N.C. State	22-10
A. 4	aW	17-13	N.C. State	23-10
A. 5	aL	5-8	N.C. State [TV]	23-11
A. 7	hW	8-2	Georgia [TV]	24-11
A. 8	aW	3-2	Georgia	25-11
A. 10	hW	13-2	S.E. Missouri St.	26-11
A. 11	hW	14-4	S.E. Missouri St.	27-11
A. 11	hW	6-5	S.E. Missouri St.	28-11
A. 14	aL	5-13	Georgia	28-12
A. 17	aL	2-3	Florida State	28-13
A. 18	aL	3-8	Florida State [TV]	28-14
A. 19	aL	5-10	Florida State [TV]	28-15
A. 22	aW	10-6	Mercer	29-15
A. 24	hW	22-7	Miami	30-15
A. 25	hL	5-8	Miami	30-16
A. 26	hL	8-9	Miami	30-17
A. 28	hW	21-4	Georgia	31-17
A. 29	aW	6-4	Georgia State	32-17
A. 30	hW	7-6	Clemson	33-17
M. 4	hW	9-7	Clemson [TV]	34-17
M. 5	hW	14-5	Clemson [TV]	35-17
M. 9	atW	3-2	Maryland	36-17
M. 9	atL	1-4	Maryland (7)	36-18
M. 10	atW	12-3	Maryland	37-18
M. 13	34L+	0-6	Duke	37-19
M. 14	34W			



The 2002 Yellow Jackets advanced to the College World Series and finished the season ranked fifth in the nation. Wes Rynders (pictured above) greets his teammates after his 7th-inning home run in Tech's 11-0 win over South Carolina in the 2002 College World Series opener.



M. 6	aL	0-4	Auburn	12-3
M. 9	hL	7-9	NC State	12-4
M. 10	hW	5-1	NC State	13-4
M. 11	hL	8-16	NC State	13-5
M. 13	aW	11-3	Georgia State	14-5
M. 16	hW	8-5	Kent State	15-5
M. 17	hW	10-3	Kent State	16-5
M. 18	hW	7-4	Kent State	17-5
M. 21	hL	9-15	Georgia	17-6
M. 23	hW	15-1	Maryland	18-6
M. 24	hW	8-1	Maryland	19-6
M. 25	hW	11-9	Maryland	20-6
M. 27	hW	10-4	Mercer	21-6
M. 30	aL	1-3	Virginia	21-7
M. 31	aW	10-3	Virginia	22-7
A. 1	aW	13-9	Virginia	23-7
A. 4	hW	23-4	Georgia State	24-7
A. 6	aW	9-2	Duke	25-7
A. 7	aL	7-8	Duke	25-8
A. 8	aW	13-3	Duke	26-8
A. 10	hW	5-4	Ga. Southern [TV]	27-8
A. 11	hW	12-6	Ga. Southern	28-8
A. 13	hW	18-11	Wake Forest [TV]	29-8
A. 14	hL	10-14	Wake Forest [TV]	29-9
A. 15	hL	4-14	Wake Forest [TV]	29-10
A. 17	hW	11-1	Auburn	30-10
A. 20	aL	0-3	Clemson	30-11
A. 21	aL	1-5	Clemson [TV]	30-12
A. 22	aW	5-3	Clemson	31-12
A. 25	aL	4-5	Georgia [TV]	31-13
A. 27	hW	9-8	Florida State [TV]	32-13
A. 28	hL	2-6	Florida State [TV]	32-14
A. 29	hW	12-2	Florida State	33-14
M. 4	hW	9-4	Charleston So.	34-14
M. 5	hW	9-3	Charleston So.	35-14
M. 6	hW	10-5	Charleston So.	36-14
M. 7	hW	9-4	East Tenn. State	37-14
M. 8	aW	15-2	Mercer (7)	38-14
M. 11	aL	5-10	North Carolina	38-15
M. 12	aW	19-5	North Carolina	39-15
M. 13	aL	10-11	North Carolina	39-16
M. 16	40W+16-2	Duke	40-16	
M. 17	40W+6-5	Florida State (10)	41-16	
M. 18	40L+3-4	Wake Forest	41-17	
M. 19	40L+4-6	NC State	41-18	
M. 25	42L+3-5	Coastal Carolina	41-19	
M. 26	aL+5-13	Georgia	41-20	

#Crown Plaza/Rice Invit, Houston, Tex.

+ACC Tournament (Champions)
*NCAA Athens Regional

2002 (52-16, 14-9 ACC)

Home: 36-4; Away: 11-7; Neutral: 5-5

F. 9	aW	10-2	Georgia Southern	1-0
F. 10	aW	7-4	Georgia Southern	2-0
F. 15	hW	12-3	Tennessee Tech	3-0
F. 16	hW	21-0	Tennessee Tech	4-0
F. 17	hW	17-3	Tennessee Tech	5-0
F. 19	hW	12-1	Wofford	6-0

F. 22	43W#2-1	Coastal Carolina	7-0	
F. 23	43L#3-8	South Carolina [TV]	7-1	
F. 24	43W#8-2	Va. Commonwealth	8-1	
M. 3	hW	12-5	Georgia State	9-1
M. 5	hW	6-5	East Tenn.State (10)	10-1
M. 8	hW	6-4	Winthrop	11-1
M. 9	hW	7-5	Winthrop	12-1
M. 10	hW	8-1	Winthrop	13-1
M. 13	aW	11-7	Georgia State	14-1
M. 15	aL	9-10	Wake Forest	14-2
M. 16	aL	5-11	Wake Forest	14-3
M. 19	hW	6-5	Eastern Kentucky	15-3
M. 20	hW	13-9	Eastern Kentucky	16-3
M. 23	hW	9-3	Gardner-Webb	17-3
M. 24	hW	6-2	Gardner-Webb	18-3
M. 26	aL	1-7	Georgia	18-4
M. 27	hW	9-1	Georgia	19-4
M. 29	aW	6-4	NC State	20-4
M. 30	aW	20-12	NC State	21-4
M. 30	aW	3-0	NC State	22-4
A. 2	hW	4-3	Ga. Southern (10)	23-4
A. 3	hW	9-3	Ga. Southern	24-4
A. 5	hW	4-2	Duke	25-4
A. 6	hW	8-7	Duke (10)	26-4
A. 7	hW	15-7	Duke	27-4
A. 9	aW	9-5	Auburn	28-4
A. 10	hW	2-1	Western Carolina	29-4
A. 12	aW	9-6	Maryland	30-4
A. 13	aL	8-9	Maryland	30-5
A. 14	aW	12-1	Maryland (7)	31-5
A. 16	hW	10-4	Auburn	32-5
A. 19	aL	3-4	Florida State [TV]	32-6
A. 20	aL	9-14	Florida State [TV]	32-7
A. 21	aL	1-13	Florida State	32-8
A. 23	hW	12-1	Mercer	33-8
A. 24	aW	6-1	Georgia	34-8
A. 26	hL	1-5	Virginia	34-9
A. 27	hW	3-2	Virginia (12)	35-9
A. 28	hW	9-3	Virginia	36-9
A. 4	hL	9-12	Clemson	36-10
M. 5	hW	15-6	Clemson [TV]	37-10
M. 6	hW	11-0	Clemson	38-10
M. 8	aW	20-7	Mercer	39-10
M. 10	hW	7-6	Miami [TV]	40-10
M. 11	hL	2-10	Miami [TV]	40-11
M. 12	hW	16-8	Miami (8)	41-11
M. 14	hW	12-11	Georgia (10) [TV]	42-11

J. 14	33W\$11-0	South Carolina [TV]	52-14
-------	-----------	---------------------	-------

J. 16	33L\$7-9	Clemson [TV]	52-15
-------	----------	--------------	-------

J. 18	33L\$5-9	South Carolina [TV]	52-16
-------	----------	---------------------	-------

#Baseball at the Beach, Myrtle Beach, S.C.

+ACC Tournament

*NCAA Atlanta Regional (Champions)

*NCAA Atlanta Super Regional (Champions)

\$College World Series

2003 (44-18, 17-7 ACC)

Home: 24-9; Away: 13-7; Neutral: 7-2

F. 15	aW	8-1	Georgia Southern	1-0
F. 15	aW	8-3	Georgia Southern	2-0
F. 19	aW	9-1	Mercer	3-0
F. 21	46W#8-1		Rider	4-0
F. 23	46W#7-6		Michigan	5-0
F. 23	aW#12-4		Armstrong Atlantic	6-0
F. 27	39T	3-3	Atlanta Braves (exh/4)	6-0
F. 28	hW	13-4	George Washington	7-0
M. 1	hW	4-2	George Washington	8-0
M. 2	hW	9-2	George Washington	9-0
M. 4	hW	5-3	Campbell	10-0
M. 5	hW	3-1	Campbell	11-0
M. 7	hW	11-6	Rutgers	12-0
M. 8	hW	6-5	Rutgers (10)	13-0
M. 9	hW	7-5	Rutgers	14-0
M. 11	aW	4-2	Auburn	15-0
M. 14	hW	5-4	Kent State	16-0
M. 15	hW	4-1	Kent State	17-0
M. 16	hL	3-5	Kent State	17-1
M. 18	hL	5-7	Auburn [TV]	17-2
M. 21	hW	13-7	Maryland	18-2
M. 22	hW	12-4	Maryland	19-2
M. 23	hW	20-6	Maryland	20-2
M. 25	hW	9-1	Mercer [TV]	21-2
M. 28	aL	6-7	Miami [TV]	21-3
M. 29	aL	8-13	Miami [TV]	21-4
M. 30	aL	16-17	Miami (8) [TV]	21-5
A. 2	hW	7-5	Winthrop	22-5
A. 4	aW	10-6	North Carolina	23-5
A. 5	aL	3-7	North Carolina [TV]	23-6
A. 6	aW	12-5	North Carolina	24-6
A. 8	hW	11-3	Georgia State [TV]	25-6
A. 12	aW	9-1	Duke	26-6
A. 12	aW	11-1	Duke	27-6
A. 13	aL	13-6	Duke	28-6
A. 15	hW	8-5	Ga. Southern [TV]	29-6
A. 16	hL	7-8	Ga. Southern	29-7
A. 18	hW	2-0	Wake forest [TV]	30-7
A. 19	hW	10-4	Wake Forest	31-7
A. 20	hW	5-3	Wake Forest	32-7
A. 23	hL	4-8	Georgia [TV]	32-8
A. 25	aL	7-9	Clemson [TV]	32-9
A. 26	aL	5-10	Clemson	32-10
A. 27	aL	3-11	Clemson	32-11
M. 2	hL	1-7	Florida State [TV]	32-12
M. 3	hW	5-4	Florida St.(10)[TV]	33-12
M. 4	hL	7-12	Florida State	33-13
M. 6	hW	11-3	Georgia State [TV]	34-13

M. 9	aW	7-0	Virginia	35-13
M. 10	aW	5-2	Virginia	36-13
M. 11	aW	1-0	Virginia	37-13
M. 13	45L%	3-10	Georgia [TV]	37-14
M. 15	hW	8-3	NC State	38-14
M. 16	hW	9-6	NC State	39-14
M. 17	hL	2-7	NC State	39-15
M. 22	44W+9-8	Wake Forest	40-15	
M. 23	44L+0-6	NC State	40-16	
M. 24	44W+23-4	Duke	41-16	
M. 25	44W+10-6	North Carolina	42-16	
M. 25	44W+10-7	Florida State [TV]	43-16	
M. 25	44W+6-5	NC State (10) [TV]	44-16	
M. 30	hL*	4-5	Stetson	44-17
M. 31	hL*	3-10	East Carolina	44-18

%Memorial Health Davidson Classic, Savannah, Ga
%Children's Healthcare of Atlanta Spring Classic, Atlanta, Ga

#Memorial Health Diamond Classic, Savannah, Ga.

%Children's Healthcare of Atlanta Spring Classic, Atlanta, Ga.

+ACC Tournament (Champions)

*NCAA Atlanta Regional

2004 (44-21, 18-5 ACC)

Home: 26-14; Away: 14-3; Neutral: 4-4

F. 15	aW	15-6	Georgia Southern	1-0
F. 15	aW	5-4	Ga. Southern(10)	2-0
F. 18	hW	13-4	Savannah State	3-0
F. 20	hW	5-1	Villanova	4-0
F. 21	hW	19-1	Villanova	5-0
F. 22	hW	4-1	Villanova	6-0
F. 27	31L#	2-9	Southern California	6-1
F. 28	aL#	1-7	Cal State-Fullerton	6-2
F. 29	31L#	2-6	Oklahoma	6-3
M. 2	aL	2-6	Auburn	6-4
M. 5	hW	6-5	Rutgers	7-4
M. 6	hL	5-7	Rutgers	7-5
M. 7	hW	13-6	Rutgers	8-5
M. 9	hW	4-3	Western Carolina	9-5
M. 10	hL	5-9	Western Carolina	9-6
M. 12	hL	3-4	Virginia	9-7
M. 13	hL	1-2	Virginia	9-8
M. 14	hL	5-8	Virginia (10)	9-9
M. 16	hW	14-4	Purdue	10-9
M. 17	hW	18-16	Purdue	11-9
M. 19	aW	9-8	Wake Forest (10)	12-9
M. 20	aL	4-8	Wake Forest	12-10
M. 21	aW	9-2	Wake Forest	13-10
M. 24	aW	4-3	Georgia [TV]	14-10
M. 27	hL	7-8	Georgia Southern	14-11
M. 28	hW	13-2	Georgia Southern	15-11
M. 30	hW	20-5	Auburn [TV]	16-11
A. 2	hW	17-4	Miami	17-11
A. 3	hL	7-9	Miami	17-12
A. 4	hL	13-16	Miami	17-13
A. 6	aW	25-3	Georgia State	18-13
A. 9	hL	7-9	North Carolina [TV]	18-14
A. 10	hW	8-4	North Carolina [TV]	19-14
A. 11	hW	13-8	North Carolina	20-14
A. 14	hL	5-6	Georgia	20-15
A. 16	hW	8-4	Washington	21-15
A. 17	hL	3-7	Washington	21-16
A. 18	hL	2-16	Washington	21-17
A. 20	hW	7-6	Winthrop (13)	22-17
A. 23	aW	11-4	Florida State [TV]	23-17
A. 24	aW	12-2	Florida State [TV]	24-17
A. 25	aW	7-6	Florida State	25-17
M. 2	aW	6-1	NC State	26-17
M. 2	aW	7-3	NC State	27-17
M. 7	hW	9-8	Duke (10)	28-17
M. 8	hW	9-8	Duke	29-17
M. 9	hW	14-3	Duke	30-17

All-Time Scores

A. 2	at	5-8	Maryland	22-6
A. 4	hl	7-19	Georgia Southern	22-7
A. 5	hw	7-4	Georgia Southern	23-7
A. 7	at	6-8	Virginia Tech	23-8
A. 9	oW	17-11	Virginia Tech	24-8
A. 9	oW	5-3	Georgia Tech	25-8
A. 12	hw	8-2	Georgia	26-8
A. 14	hl	6-7	Clemson	26-9
A. 15	hw	12-3	Clemson [TV]	27-9
A. 16	hw	22-4	Clemson [TV]	28-9
A. 19	oW	13-2	Georgia State	29-9
A. 21	oW	15-8	Florida State [TV]	30-9
A. 23	oW	10-4	Florida State	31-9
A. 23	oW	8-7	Florida State	32-9
A. 26	at	6-12	Georgia [TV]	32-10
A. 28	oW	12-4	Boston College	33-10
A. 29	at	4-5	Boston College	33-11
A. 30	at	1-5	Boston College	33-12
M. 5	hw	9-3	South Florida	34-12
M. 6	hw	7-2	South Florida	35-12
M. 6	hw	4-3	South Florida	36-12
M. 11	45L+	4-5	Georgia [TV] (11)	36-13
M. 12	hw	7-6	Duke (10)	37-13
M. 13	hw	11-8	Duke	38-13
M. 14	hw	18-6	Duke	39-13
M. 16	hw	16-2	Wofford	40-13
M. 18	hl	7-8	Miami [TV]	40-14
M. 19	hw	14-5	Miami [TV]	41-14
M. 20	hw	12-1	Miami [TV]	42-14
M. 24	48W+	2-1	Miami	43-14
M. 25	48L+	2-3	Clemson	43-15
M. 26	48W+	7-4	Miami	44-15
M. 27	48W+	8-7	Clemson [TV] (10)	45-15
M. 27	48L+	11-16	Clemson	45-16
J. 3	hw*	7-5	Stetson [TV]	46-16
J. 3	hw*	7-3	Vanderbilt [TV]	47-16
J. 4	hw*	8-4	Vanderbilt [TV]	48-16
J. 9	hw*	5-0	Coll. of Charleston [TV]	49-16
J. 10	hw*	12-3	Coll. of Charleston [TV]	50-16
J. 16	33L+	4-8	Clemson [TV]	50-17
J. 18	33L+	5-7	Col. St. Fullerton [TV]	50-18

#Baseball at the Beach, Myrtle Beach, SC

%Children's Healthcare of Atlanta Spring Classic, Atlanta, Ga.

+ACC Tournament

*NCAA Atlanta Regional (Champions)

*NCAA Atlanta Super Regional (Champions)

SCollege World Series

2007 (32-25, 15-14 ACC)

Home: 21-10; Away: 10-12; Neutral: 1-3

F. 10	at	4-11	Georgia Southern	0-1
F. 11	at	6-9	Georgia Southern [TV]	0-2
F. 13	hw	11-8	Kennesaw State (10)	1-2
F. 16	hw	11-2	Illinois-Chicago	2-2
F. 17	hl	4-11	Illinois-Chicago	2-3
F. 18	hw	6-3	Illinois-Chicago	3-3
F. 21	hl	5-9	Georgia State	3-4
F. 23	hw	11-2	Duquesne	4-4
F. 24	hw	10-7	Duquesne	5-4
F. 25	hw	15-6	Duquesne	6-4
F. 27	hl	7-10	Western Carolina	6-5
F. 28	39L	0-5	Atlanta Braves (exh.)	6-5
M. 2	hw	18-12	Rutgers	7-5
M. 3	hw	10-8	Rutgers	8-5
M. 4	hl	5-9	Rutgers	8-6
M. 9	hl	3-5	Virginia Tech	8-7
M. 10	hw	19-4	Virginia Tech	9-7
M. 11	hl	4-5	Virginia Tech	9-8
M. 14	at	4-6	Kennesaw State	9-9
M. 16	hw	10-0	Boston College	10-9
M. 17	hw	5-2	Boston College	11-9
M. 18	hl	2-9	Boston College	11-10
M. 21	oW	3-0	Georgia State	12-10
M. 23	oW	3-2	Duke	13-10
M. 24	at	0-3	Duke	13-11
M. 25	oW	5-1	Duke	14-11
M. 27	hw	10-2	Georgia Southern	15-11
M. 28	hw	6-2	Ga. Southern [TV]	16-11
M. 30	hw	5-4	Maryland	17-11
M. 31	hw	16-6	Maryland	18-11
A. 1	hw	4-2	Maryland	19-11
A. 3	hw	11-8	Wofford	20-11
A. 6	oW	9-2	Miami [TV] (11)	21-11
A. 7	at	2-5	Miami [TV]	21-12
A. 8	at	7-8	Miami [TV]	21-13
A. 13	oW	2-1	Virginia (11)	22-13
A. 14	at	6-7	Virginia	22-14
A. 18	hw	8-2	Georgia [TV]	23-14
A. 20	hw	2-1	NC State	24-14
A. 21	hw	4-3	NC State	25-14
A. 22	hw	7-3	NC State	26-14
A. 24	45L+	7-10	Georgia [TV]	26-15
A. 27	at	2-3	Clemson (11)	26-16
A. 28	at	3-10	Clemson	26-17
A. 29	oW	6-3	Clemson	27-17
M. 5	oW	11-3	USF	28-17
M. 6	oW	12-2	USF [TV]	29-17
M. 7	oW	15-7	USF	30-17
M. 9	at	4-9	Georgia [TV]	30-18

M. 11	at	3-10	North Carolina	30-19
M. 12	oW	9-5	North Carolina	31-19
M. 13	at	11-14	North Carolina	31-20
M. 17	hl	2-17	Florida State [TV]	31-21
M. 18	hl	2-10	Florida State [TV]	31-22
M. 19	hl	11-17	Florida State [TV]	31-23
M. 23	48W+	8-4	North Carolina [TV]	32-23
M. 24	48L+	1-4	Virginia [TV]	32-24
M. 26	48L+	7-8	NC State [TV]	32-25

%Children's Healthcare of Atlanta Spring Classic, Atlanta, Ga.

+ACC Tournament

2008 (41-21, 16-14 ACC)

Home: 26-8; Away: 12-10; Neutral: 3-3

F. 22	hw	14-0	Youngstown State	1-0
F. 23	hw	1-0	Youngstown State	2-0
F. 24	hw	5-1	Youngstown State	3-0
F. 26	hw	11-2	Georgia Southern	4-0
F. 27	hw	1-0	Georgia Southern (10)	5-0
F. 29	hl	6-10	Rutgers (11)	5-1
M. 1	hw	4-3	Rutgers	6-1
M. 2	hw	6-0	Rutgers	7-1
M. 4	hw	4-1	Western Carolina	8-1
M. 5	hw	5-3	Kennesaw State	9-1
M. 7	hw	14-1	Virginia Tech	10-1
M. 8	hw	6-4	Virginia Tech	11-1
M. 9	hw	2-1	Virginia Tech	12-1
M. 12	oW	10-6	Georgia State	13-1
M. 14	at	7-8	Florida State	13-2
M. 15	at	2-11	Florida State	13-3
M. 16	at	10-17	Florida State	13-4
M. 18	oW	10-0	Kennesaw State	14-4
M. 19	hw	7-6	Mercer	15-4
M. 21	hw	5-4	Duke	16-4
M. 22	hw	4-2	Duke	17-4
M. 23	hl	3-10	Duke	17-5
M. 25	hw	12-1	Georgia State	18-5
M. 26	hw	17-4	Alabama State	19-5
M. 29	oW	5-2	Boston College	20-5
M. 29	oW	13-2	Boston College	21-5
M. 30	oW	3-2	Boston College	22-5
A. 1	hw	13-6	East Tennessee St.	23-5
A. 2	hw	5-4	East Tennessee St.	24-5
A. 4	49L+	1-8	North Carolina	24-6
A. 6	49L+	4-10	North Carolina	24-7
A. 6	49W+	4-11	North Carolina	25-7
A. 9	hw	9-4	Georgia [TV]	26-7
A. 12	hl	5-10	Miami	26-8
A. 12	hl	5-15	Miami [TV]	26-9
A. 13	hl	3-9	Miami [TV]	26-10
A. 16	oW	14-8	Georgia Southern [TV]	27-10
A. 18	at	5-7	Maryland	27-11
A. 19	at	13-14	Maryland	27-12
A. 20	oW	9-6	Maryland (5) [TV]	28-12
A. 22	oW	16-9	Mercer	29-12
A. 25	hw	12-1	Wake Forest [TV]	30-12
A. 26	hw	14-6	Wake Forest [TV]	31-12
A. 27	hl	5-7	Wake Forest	31-13
M. 2	hw	10-6	Coastal Carolina [TV]	32-13
M. 3	hl	9-10	Coastal Carolina [TV]	32-14
M. 4	hw	11-4	Georgia	33-14
M. 9	hw	5-1	Clemson	35-14
M. 10	hw	7-1	Clemson [TV]	36-14
M. 11	hl	6-16	Clemson	36-15
M. 13	45L+	2-3	Georgia [TV]	36-16
M. 15	at	2-4	Virginia	36-17
M. 16	oW	14-8	Virginia	37-17
M. 17	oW	9-7	Virginia	38-17
M. 21	48W+	10-9	NC State	39-17
M. 22	48L+	12-15	Miami [TV]	39-17
M. 24	48L+	4-10	Clemson [TV]	39-19
M. 30	42W*	8-5	Louisville [TV]	40-19
M. 31	42W*	6-3	Lipscomb [TV]	41-19
J. 1	at	0-8	Georgia [TV]	41-20
J. 2	at	6-18	Georgia [TV]	41-21

%Children's Healthcare of Atlanta Spring Classic, Atlanta, Ga.

+ACC Tournament

*NCAA Athens Regional

2009 (38-19-1, 17-10-1 ACC)

Home: 24-8-1; Away: 13-8; Neutral: 1-3

F. 20	hw	9-0	Lipscomb	1-0
F. 21	hw	13-3	Lipscomb	2-0
F. 22	hw	5-3	Lipscomb	3-0
F. 24	at	5-6	Georgia Southern	3-1
F. 25	at	5-3	Georgia Southern	4-1
F. 28	hw	6-4	Rutgers	5-1
F. 28	hw	13-4	Rutgers	6-1
M. 6	hw	5-1	Maryland	7-1
M. 7	hw	24-3	Maryland	8-1
M. 8	hw	10-7	Maryland	9-1
M. 10	hw	17-3	Mercer	10-1
M. 11	hw	5-4	Kennesaw State	11-1
M. 13	hw	5-4	Boston College	12-1
M. 17	oW	11-0	Kennesaw State	13-1
M. 18	hw	11-3	Kennesaw State	14-1

M. 20	oW	10-9	Virginia Tech	15-1
M. 21	at	5-9	Virginia Tech	15-2
M. 22	oW	18-8	Virginia Tech	16-2
M. 24	hl	1-10	Georgia State [TV]	16-3
M. 27	oW	13-9	Miami [TV]	17-3
M. 28	oW	6-4	Miami [TV]	18-3
M. 29	at	2-6	Miami [TV]	18-4
A. 3	hl	2-4	North Carolina	18-5
A. 4	hw	10-6	North Carolina (11)	19-5
A. 5	hl	10-13	North Carolina	19-6
A. 7	hw	8-4	Georgia Southern	20-6
A. 8	hl	3-23	Georgia Southern	20-7
A. 10	hw	7-6	Virginia	21-7
A. 11	hl	10-11	Virginia	21-8
A. 12	hl	4-4	Virginia	21-8-1
A. 14	oW	11-6	Georgia	22-8-1
A. 15	oW	18-2	Georgia State	23-8-1
A. 17	oW	13-2	Wake Forest	24-8-1
A. 18	oW	8-1	Wake Forest	25-8-1
A. 19	oW	6-0	Wake Forest	26-8-1
A. 21	hw	16-7	Western Carolina	27-8-1
A. 22	at	9-10	Western Carolina	27-9-1
A. 24	oW	5-4	Clemson	28-9-1
A. 25	at	5-8	Clemson	28-10-1
A. 26	at	3-6	Clemson	28-11-1
M. 1	hw	16-2	Presbyterian	29-11-1
M. 2	hw	9-8	Presbyterian (10)	30-11-1
M. 3	hw	23-3	Presbyterian	31-11-1
M. 8	hl	12-3	Florida State [TV]	32-11-1
M. 9	hw	6-8	Florida State [TV]	32-12-1
M. 10	hw	6-5	Florida State [TV]	33-12-1
M. 12	45L+	5-7	Georgia [TV]	33-13-1
M. 18	oW	10-3	Duke	34-13-1
M. 15	at	4-6	Duke	34-14-1
M. 16	at	3-5	Duke	34-15-1
M. 20	34L+	6-8	Miami [TV]	34-16-1
M. 21	34L+	3-7	Boston Col. [TV]	34-17-1
M. 23	34W+	9-2	Florida State [TV]	35-17-1
M. 29	hw*	9-3	Georgia State	36-17-1
M. 30	hl*	7-10	Southern Miss	36-18-1
M. 31	hw*	8-4	Elon	37-18-1
M. 31	hw*	10-3	Southern Miss	38-18-1
J. 1	hl*	8-12	Southern Miss	38-19-1

%Children's Healthcare of Atlanta Spring Classic, Atlanta, Ga.

+ACC Tournament

*NCAA Atlanta Regional

2010 (47-15, 21-9 ACC)

Home: 31-6; Away: 14-7; Neutral: 2-2

F. 19	hw	4-0	Missouri State	1-0
F. 20	hw	20-3	Missouri State	2-0
F. 21	hw	13-0	Missouri State	3-0
F. 23	oW	10-0	Georgia Southern	4-0
F. 24	oW	8-5	Georgia Southern	5-0
F. 26	hw	5-4	Xavier	6-0
F. 27	hw	15-0	Xavier	7-0
F.28	hl	7-6	Xavier	7-1
M. 5	hw	5-0	Rutgers	8-1
M. 6	hw	19-5	Rutgers	9-1
M. 7	hw	9-4	Rutgers	10-1
M. 12	hw	9-1	Wake Forest	11-1
M. 13	hw	15-8	Wake Forest	12-1
M. 14	hw	6-5	Wake Forest	13-1
M. 16	hw	6-5	Georgia [TV]	14-1
M. 19	at	5-2	Maryland	14-2
M. 20	oW	24-4	Maryland	15-2
M. 21	oW	10-3	Maryland	16-2
M. 23	oW	15-8	Mercer	17-2
M. 24	hw	19-1	Mercer	18-2
M. 26	oW	2-1	North Carolina	19-2
M. 27	oW	13-5	North Carolina	20-2
M. 28	oW	11-8	North Carolina	21-2
M. 30	oW	14-3	Georgia State	22-2
M. 31	at	7-4	Kennesaw State	22-3
A. 2	hw	13-3	Duke	23-3
A. 3	hw	21-5	Duke	24-3
A. 4	hw	9-4	Duke	25-3
A. 6	hw	8-2	Kennesaw State	26-3



FEBRUARY

17	Akron 1 p.m.	19	Georgia St. 4 p.m.	27	Ga. Southern 6 p.m.
24	St. John's 1 p.m.	26	Ga. Southern 6 p.m.		
		22	St. John's 4 p.m.	23	St. John's 2 p.m.
		15	Akron 4 p.m.	16	Akron 2 p.m.

MARCH

3	Rutgers 1 p.m.	5	Mercer 6 p.m.	1	Rutgers 6 p.m.	2	Rutgers 4 p.m.
10	Va. Tech 1 p.m.	19	Ga. Southern 6 p.m.	8	Va. Tech 5:30 p.m.	9	Va. Tech 2 p.m.
17	Boston Coll. 1 p.m.	26	The Citadel 4 p.m.	15	Boston Coll. 6 p.m.	16	Boston Coll. 4 p.m.
24	Florida St. 1 p.m.			22	Florida St. 6 p.m.	23	Florida St. 6 p.m.
31	Wake Forest 1 p.m.			29	Wake Forest 6 p.m.	30	Wake Forest 4 p.m.

APRIL

7	Duke 1 p.m.	14	Virginia 1 p.m.	21	NC State 1 p.m.	28	Clemson 1 p.m.
2	Mercer 6 p.m.	9	Georgia 7 p.m.	16	Savannah St. 6 p.m.	23	Georgia 7 p.m.
5	Duke 6 p.m.	12	Virginia 7 p.m.	19	NC State 7 p.m.	26	Clemson 6:30 p.m.
6	Duke 1 p.m.	13	Virginia 1 p.m.	20	NC State 6 p.m.	27	Clemson 6:30 p.m.

MAY

5	Coastal Car. 1 p.m.	12	N. Carolina 1 p.m.	26	ACC Tournament
7	Ohio St. 7:05 p.m.	14	Georgia 7 p.m.		
8	Ohio St. 6:35 p.m.	16	Miami 7 p.m.	22	ACC Tournament Durham Bulls Athletic Park
		17	Miami 7 p.m.	23	
		18	Miami 1 p.m.	25	ACC

June 1-4
NCAA Regionals
All times listed in Eastern Time Zone and subject to change

June 7-10
Super Regionals

June 15-26
College World Series

■ HOME □ AWAY ■ SPRING CLASSIC FOR KIDS AT TURNER FIELD

FOLLOW US - @GT_Baseball

GEORGIA TECH BASEBALL



3

COLLEGE WORLD SERIES APPEARANCES

8

ACC CHAMPIONSHIPS

4 ACC PLAYERS
OF THE YEAR

2 NATIONAL PLAYERS
OF THE YEAR

46

ALL-AMERICANS

16

MLB FIRST-ROUND
DRAFT PICKS

28

NCAA REGIONALS